



2008

STATISTIK HARGA KONSUMEN PERDAGANGAN DI INDONESIA

Annual Consumer Price Statistics in Indonesia



2008



INDONESIA

<https://www.bps.go.id>

STATISTIK
HARGA KONSUMEN PEDESAAN
DI INDONESIA
2009

KOORDINATOR : DR. Ir. SASMITO H. WIBOWO, M.Sc.

EDITOR : Ir. ZAENAL ACHMAD, M.Sc.

DEDI WIYATNO, S.Si.

PENYUSUN : F. AUGUST MARHILLONG, S.Si.

SUSANTO, SE.

PENGOLAH DATA : STAF SUBDIT STATISTIK HARGA PEDESAAN

KATA PENGANTAR

Publikasi Statistik Harga Konsumen Pedesaan di Indonesia 2009 ini merupakan seri publikasi tahunan yang diterbitkan oleh Badan Pusat Statistik (BPS). Data yang disajikan adalah data tahun 2008 yang mencakup harga konsumen/eceran di pasar-pasar pedesaan dari barang/jasa keperluan konsumsi rumah tangga, yang dikumpulkan melalui survei harga-harga di pedesaan. Survei ini dilakukan secara rutin setiap bulan oleh BPS dalam rangka penghitungan Indeks Nilai Tukar Petani (NTP). Publikasi sebelumnya mencakup 23 provinsi, namun pada publikasi kali ini di perluas menjadi 32 provinsi di Indonesia, kecuali DKI Jakarta.

Kami menyadari bahwa publikasi ini masih belum lengkap dalam memenuhi kebutuhan para konsumen data secara maksimal. Oleh karena itu kritik dan saran yang konstruktif sangat diharapkan guna penyempurnaan publikasi yang akan datang. Kepada semua pihak yang telah membantu terwujudnya publikasi ini diucapkan terima kasih.

Jakarta, Juni 2009

KEPALA BADAN PUSAT STATISTIK

Rusman Heriawan

DAFTAR ISI

| Uraian | Hal |
|---|------------|
| Kata Pengantar | i |
| Daftar Isi | iii |
| Daftar Tabel | v |
| Penjelasan Ringkas | 1 |
| A. Pendahuluan | 1 |
| B. Cakupan Data | 1 |
| C. Metodologi Pengumpulan Data dan Penghitungan Rata-rata Harga | 2 |
| D. Konsep dan Definisi | 2 |
| E. Ulasan Singkat | 4 |
| Tabel-tabel | 9 |

DAFTAR TABEL

| | Uraian | Hal |
|--------------------------------------|---|-----|
| <i>Kelompok Bahan Makanan</i> | | |
| Tabel 1.1 | Harga Konsumen Perdesaan Beras (Rp/Kg), 2008 | 9 |
| Tabel 1.2 | Harga Konsumen Perdesaan Tepung Beras (Rp/500 Gr), 2008 | 11 |
| Tabel 1.3 | Harga Konsumen Perdesaan Tepung Terigu (Rp/Kg), 2008 | 13 |
| Tabel 1.4 | Harga Konsumen Perdesaan Jagung Pipilan/Pocelan (Rp/Kg), 2008 | 15 |
| Tabel 1.5 | Harga Konsumen Perdesaan Mie Basah (Rp/Kg), 2008 | 17 |
| Tabel 1.6 | Harga Konsumen Perdesaan Mie Instan (Rp/Bungkus), 2008 | 19 |
| Tabel 1.7 | Harga Konsumen Perdesaan Mie Telur Kering (Rp/Bungkus), 2008 | 21 |
| Tabel 1.8 | Harga Konsumen Perdesaan Bihun (Rp/Kg), 2008 | 23 |
| Tabel 1.9 | Harga Konsumen Perdesaan Ketela Pohon (Rp/Kg), 2008 | 25 |
| Tabel 1.10 | Harga Konsumen Perdesaan Ketela Rambat (Rp/Kg), 2008 | 27 |
| Tabel 1.11 | Harga Konsumen Perdesaan Daging Sapi (Rp/Kg), 2008 | 29 |
| Tabel 1.12 | Harga Konsumen Perdesaan Daging Kambing (Rp/Kg), 2008 | 31 |
| Tabel 1.13 | Harga Konsumen Perdesaan Daging Babi (Rp/Kg), 2008 | 33 |
| Tabel 1.14 | Harga Konsumen Perdesaan Daging Ayam (Rp/Kg), 2008 | 35 |
| Tabel 1.15 | Harga Konsumen Perdesaan Hati Ayam (Rp/Kg), 2008 | 37 |
| Tabel 1.16 | Harga Konsumen Perdesaan Ikan Cakalang (Rp/Kg), 2008 | 39 |
| Tabel 1.17 | Harga Konsumen Perdesaan Cumi-cumi (Rp/Kg), 2008 | 41 |
| Tabel 1.18 | Harga Konsumen Perdesaan Ikan Ekor Kuning (Rp/Kg), 2008 | 43 |
| Tabel 1.19 | Harga Konsumen Perdesaan Ikan Kembung (Rp/Kg), 2008 | 45 |
| Tabel 1.20 | Harga Konsumen Perdesaan Ikan Selar (Rp/Kg), 2008 | 47 |

| | | |
|------------|--|----|
| Tabel 1.21 | Harga Konsumen Perdesaan Ikan Tenggiri (Rp/Kg), 2008 | 49 |
| Tabel 1.22 | Harga Konsumen Perdesaan Ikan Teri (Rp/Kg), 2008 | 51 |
| Tabel 1.23 | Harga Konsumen Perdesaan Ikan Tongkol (Rp/Kg), 2008 | 53 |
| Tabel 1.24 | Harga Konsumen Perdesaan Udang Laut (Rp/Kg), 2008 | 55 |
| Tabel 1.25 | Harga Konsumen Perdesaan Ikan Tembang (Rp/Kg), 2008 | 57 |
| Tabel 1.26 | Harga Konsumen Perdesaan Ikan Layang (Rp/Kg), 2008 | 59 |
| Tabel 1.27 | Harga Konsumen Perdesaan Ikan Kakap (Rp/Kg), 2008 | 61 |
| Tabel 1.28 | Harga Konsumen Perdesaan Kerang (Rp/Kg), 2008 | 63 |
| Tabel 1.29 | Harga Konsumen Perdesaan Ikan Ketamba (Rp/Kg), 2008 | 65 |
| Tabel 1.30 | Harga Konsumen Perdesaan Ikan Baronang (Rp/Kg), 2008 | 67 |
| Tabel 1.31 | Harga Konsumen Perdesaan Ikan Gabus (Rp/Kg), 2008 | 69 |
| Tabel 1.32 | Harga Konsumen Perdesaan Ikan Mujair (Rp/Kg), 2008 | 71 |
| Tabel 1.33 | Harga Konsumen Perdesaan Ikan Mas (Rp/Kg), 2008 | 73 |
| Tabel 1.34 | Harga Konsumen Perdesaan Ikan Lele (Rp/Kg), 2008 | 75 |
| Tabel 1.35 | Harga Konsumen Perdesaan Ikan Nila (Rp/Kg), 2008 | 77 |
| Tabel 1.36 | Harga Konsumen Perdesaan Ikan Bandeng (Rp/Kg), 2008 | 79 |
| Tabel 1.37 | Harga Konsumen Perdesaan Udang Darat (Rp/Kg), 2008 | 81 |
| Tabel 1.38 | Harga Konsumen Perdesaan Ikan Patin (Rp/Kg), 2008 | 83 |
| Tabel 1.39 | Harga Konsumen Perdesaan Ikan Asin (Rp/Kg), 2008 | 85 |
| Tabel 1.40 | Harga Konsumen Perdesaan Ikan Pindang (Rp/Kg), 2008 | 87 |
| Tabel 1.41 | Harga Konsumen Perdesaan Ikan Asap (Rp/Kg), 2008 | 89 |
| Tabel 1.42 | Harga Konsumen Perdesaan Ikan Dalam Kaleng (Rp/Kaleng), 2008 | 91 |
| Tabel 1.43 | Harga Konsumen Perdesaan Daging Dalam Kaleng (Rp/Kaleng), 2008 | 93 |
| Tabel 1.44 | Harga Konsumen Perdesaan Bakso (Rp/10 buah), 2008 | 95 |

| | | |
|------------|--|-----|
| Tabel 1.45 | Harga Konsumen Perdesaan Sosis (Rp/Bungkus), 2008 | 97 |
| Tabel 1.46 | Harga Konsumen Perdesaan Susu Kental Manis Putih (Rp/Kaleng), 2008 ... | 99 |
| Tabel 1.47 | Harga Konsumen Perdesaan Susu Perah/Murni (Rp/Liter), 2008 | 101 |
| Tabel 1.48 | Harga Konsumen Perdesaan Susu Bubuk Instan (Rp/Kotak), 2008 | 103 |
| Tabel 1.49 | Harga Konsumen Perdesaan Susu Cair Kemasan (Rp/Kemas), 2008 | 105 |
| Tabel 1.50 | Harga Konsumen Perdesaan Susu Bubuk Bayi (Rp/Kotak), 2008 | 107 |
| Tabel 1.51 | Harga Konsumen Perdesaan Makanan Bayi (Rp/Kotak), 2008 | 109 |
| Tabel 1.52 | Harga Konsumen Perdesaan Telur Ayam Negri/Ras (Rp/Kg), 2008 | 111 |
| Tabel 1.53 | Harga Konsumen Perdesaan Telur Ayam Buras (Rp/Butir), 2008 | 113 |
| Tabel 1.54 | Harga Konsumen Perdesaan Telur Itik/Bebek (Rp/Butir), 2008 | 115 |
| Tabel 1.55 | Harga Konsumen Perdesaan Telur Puyuh Mentah (Rp/Kg), 2008 | 117 |
| Tabel 1.56 | Harga Konsumen Perdesaan Telur Puyuh Matang (Rp/10 Butir), 2008 | 119 |
| Tabel 1.57 | Harga Konsumen Perdesaan Minyak Kelapa (Rp/Kg), 2008 | 121 |
| Tabel 1.58 | Harga Konsumen Perdesaan Minyak Goreng (Rp/Liter), 2008 | 123 |
| Tabel 1.59 | Harga Konsumen Perdesaan Margarin (Rp/Sachet), 2008 | 125 |
| Tabel 1.60 | Harga Konsumen Perdesaan Kelapa Tua (Rp/Butir), 2008 | 127 |
| Tabel 1.61 | Harga Konsumen Perdesaan Kangkung (Rp/Kg), 2008 | 129 |
| Tabel 1.62 | Harga Konsumen Perdesaan Bayam (Rp/Kg), 2008 | 131 |
| Tabel 1.63 | Harga Konsumen Perdesaan Kubis/Kol (Rp/Kg), 2008 | 133 |
| Tabel 1.64 | Harga Konsumen Perdesaan Kacang Panjang (Rp/Kg), 2008 | 135 |
| Tabel 1.65 | Harga Konsumen Perdesaan Kentang (Rp/Kg), 2008 | 137 |
| Tabel 1.66 | Harga Konsumen Perdesaan Cabe Merah (Rp/Kg), 2008 | 139 |
| Tabel 1.67 | Harga Konsumen Perdesaan Cabe Rawit (Rp/Kg), 2008 | 141 |
| Tabel 1.68 | Harga Konsumen Perdesaan Ketimun (Rp/Kg), 2008 | 143 |

| | | |
|------------|---|-----|
| Tabel 1.69 | Harga Konsumen Perdesaan Sawi (Rp/Kg), 2008 | 145 |
| Tabel 1.70 | Harga Konsumen Perdesaan Tomat Sayur (Rp/Kg), 2008 | 147 |
| Tabel 1.71 | Harga Konsumen Perdesaan Labu Siam/Jipang (Rp/Kg), 2008 | 149 |
| Tabel 1.72 | Harga Konsumen Perdesaan Petai (Rp/Papan), 2008 | 151 |
| Tabel 1.73 | Harga Konsumen Perdesaan Terung (Rp/Kg), 2008 | 153 |
| Tabel 1.74 | Harga Konsumen Perdesaan Nangka Muda (Rp/Kg), 2008 | 155 |
| Tabel 1.75 | Harga Konsumen Perdesaan Tauge/Kecambah (Rp/Kg), 2008 | 157 |
| Tabel 1.76 | Harga Konsumen Perdesaan Buncis (Rp/Kg), 2008 | 159 |
| Tabel 1.77 | Harga Konsumen Perdesaan Wortel (Rp/Kg), 2008 | 161 |
| Tabel 1.78 | Harga Konsumen Perdesaan Daun Singkong (Rp/Kg), 2008 | 163 |
| Tabel 1.79 | Harga Konsumen Perdesaan Pare/Paria (Rp/Kg), 2008 | 165 |
| Tabel 1.80 | Harga Konsumen Perdesaan Jengkol (Rp/Kg), 2008 | 167 |
| Tabel 1.81 | Harga Konsumen Perdesaan Cabe Hijau (Rp/Kg), 2008 | 169 |
| Tabel 1.82 | Harga Konsumen Perdesaan Pisang (Rp/Kg), 2008 | 171 |
| Tabel 1.83 | Harga Konsumen Perdesaan Pepaya (Rp/Kg), 2008 | 173 |
| Tabel 1.84 | Harga Konsumen Perdesaan Jeruk (Rp/Kg), 2008 | 175 |
| Tabel 1.85 | Harga Konsumen Perdesaan Mangga (Rp/Kg), 2008 | 177 |
| Tabel 1.86 | Harga Konsumen Perdesaan Sawo (Rp/Kg), 2008 | 179 |
| Tabel 1.87 | Harga Konsumen Perdesaan Tomat Buah (Rp/Kg), 2008 | 181 |
| Tabel 1.88 | Harga Konsumen Perdesaan Salak (Rp/Kg), 2008 | 183 |
| Tabel 1.89 | Harga Konsumen Perdesaan Apel (Rp/Kg), 2008 | 185 |
| Tabel 1.90 | Harga Konsumen Perdesaan Semangka (Rp/Kg), 2008 | 187 |
| Tabel 1.91 | Harga Konsumen Perdesaan Kacang Tanah (Rp/Kg), 2008 | 189 |
| Tabel 1.92 | Harga Konsumen Perdesaan Kacang Hijau (Rp/Kg), 2008 | 191 |

| | | |
|---|---|-----|
| Tabel 1.93 | Harga Konsumen Perdesaan Kacang Kedele (Rp/Kg), 2008 | 193 |
| Tabel 1.94 | Harga Konsumen Perdesaan Kacang Joglo/Tolo (Rp/Kg), 2008 | 195 |
| Tabel 1.95 | Harga Konsumen Perdesaan Kacang Merah (Rp/Kg), 2008 | 197 |
| Tabel 1.96 | Harga Konsumen Perdesaan Tempe Kedele (Rp/Kg), 2008 | 199 |
| Tabel 1.97 | Harga Konsumen Perdesaan Tahu Mentah (Rp/Kg), 2008 | 201 |
| Tabel 1.98 | Harga Konsumen Perdesaan Oncom (Rp/Kg), 2008 | 203 |
| Tabel 1.99 | Harga Konsumen Perdesaan Tauco (Rp/Botol), 2008 | 205 |
| Tabel 1.100 | Harga Konsumen Perdesaan Bawang Merah (Rp/Kg), 2008 | 207 |
| Tabel 1.101 | Harga Konsumen Perdesaan Bawang Putih (Rp/Kg), 2008 | 209 |
| Tabel 1.102 | Harga Konsumen Perdesaan Lada/Merica (Rp/Kg), 2008 | 211 |
| Tabel 1.103 | Harga Konsumen Perdesaan Garam Bata (Rp/400 Gr), 2008 | 213 |
| Tabel 1.104 | Harga Konsumen Perdesaan Garam Hancur (Rp/250 Gr), 2008 | 215 |
| Tabel 1.105 | Harga Konsumen Perdesaan Kecap Manis (Rp/Botol), 2008 | 217 |
| Tabel 1.106 | Harga Konsumen Perdesaan Bumbu Masak (Rp/Bungkus), 2008 | 219 |
| Tabel 1.107 | Harga Konsumen Perdesaan Terasi Udang (Rp/Ons), 2008 | 221 |
| Tabel 1.108 | Harga Konsumen Perdesaan Kemiri (Rp/Kg), 2008 | 223 |
| Tabel 1.109 | Harga Konsumen Perdesaan Asam Jawa (Rp/Kg), 2008 | 225 |
| Tabel 1.110 | Harga Konsumen Perdesaan Gula Merah (Rp/Kg), 2008 | 227 |
| Tabel 1.111 | Harga Konsumen Perdesaan Ketumbar (Rp/Ons), 2008 | 229 |
| Tabel 1.112 | Harga Konsumen Perdesaan Jinten (Rp/Ons), 2008 | 231 |
| Tabel 1.113 | Harga Konsumen Perdesaan Kerupuk (Rp/Kg), 2008 | 233 |
| Tabel 1.114 | Harga Konsumen Perdesaan Emping (Rp/Kg), 2008 | 235 |
| Tabel 1.115 | Harga Konsumen Perdesaan Bahan Agar-agar (Rp/Bungkus), 2008 | 237 |
| <i>Kelompok Makanan Jadi</i> | | |
| Tabel 2.1 | Harga Konsumen Perdesaan Roti Tawar (Rp/200 Gr), 2008 | 241 |

| | | |
|------------|--|-----|
| Tabel 2.2 | Harga Konsumen Perdesaan Gado-gado (Rp/Porsi), 2008 | 243 |
| Tabel 2.3 | Harga Konsumen Perdesaan Biskuit (Rp/250 Gr), 2008 | 245 |
| Tabel 2.4 | Harga Konsumen Perdesaan Bubur Kacang Hijau (Rp/Porsi), 2008 | 247 |
| Tabel 2.5 | Harga Konsumen Perdesaan Mie Bakso (Rp/Porsi), 2008 | 249 |
| Tabel 2.6 | Harga Konsumen Perdesaan Nasi Rames (Rp/Porsi), 2008 | 251 |
| Tabel 2.7 | Harga Konsumen Perdesaan Mie Ayam (Rp/Porsi), 2008 | 253 |
| Tabel 2.8 | Harga Konsumen Perdesaan Gula Pasir (Rp/Kg), 2008 | 255 |
| Tabel 2.9 | Harga Konsumen Perdesaan Kopi Bubuk (Rp/Ons), 2008 | 257 |
| Tabel 2.10 | Harga Konsumen Perdesaan Kopi Instan (Kopi+Gula) (Rp/Sachet), 2008 ... | 259 |
| Tabel 2.11 | Harga Konsumen Perdesaan Kopi Instan (Kopi+Gula+Susu) (Rp/Sachet), 2008 | 261 |
| Tabel 2.12 | Harga Konsumen Perdesaan Teh Hitam (Rp/40 Gr), 2008 | 263 |
| Tabel 2.13 | Harga Konsumen Perdesaan Teh Hijau (Rp/40 Gr), 2008 | 265 |
| Tabel 2.14 | Harga Konsumen Perdesaan Teh Celup (Rp/Bungkus=25 buah), 2008 | 267 |
| Tabel 2.15 | Harga Konsumen Perdesaan Minuman Ringan (Rp/Botol), 2008 | 269 |
| Tabel 2.16 | Harga Konsumen Perdesaan Air Mineral (Rp/Botol), 2008 | 271 |
| Tabel 2.17 | Harga Konsumen Perdesaan Minuman Kesehatan/Berenergi (Rp/Botol), 2008 | 273 |
| Tabel 2.18 | Harga Konsumen Perdesaan Ice Cream (Rp/Cup), 2008 | 275 |
| Tabel 2.19 | Harga Konsumen Perdesaan Rokok Putih (Rp/Bungkus=20 batang), 2008 .. | 277 |
| Tabel 2.20 | Harga Konsumen Perdesaan Rokok Kretek (Rp/Bungkus=12 batang), 2008 | 279 |
| Tabel 2.21 | Harga Konsumen Perdesaan Rokok Kretek Filter (Rp/Bungkus=12 batang), 2008 | 281 |
| Tabel 2.22 | Harga Konsumen Perdesaan Tembakau Shag (Rp/Ons), 2008 | 283 |
| Tabel 2.23 | Harga Konsumen Perdesaan Sirih (Rp/20 Lembar), 2008 | 285 |
| Tabel 2.24 | Harga Konsumen Perdesaan Pinang Belum Dikupas (Rp/Buah), 2008 | 287 |
| Tabel 2.25 | Harga Konsumen Perdesaan Gambir (Rp/Buah), 2008 | 289 |

| | | |
|----------------------------------|--|-----|
| Tabel 2.26 | Harga Konsumen Perdesaan Bir (Rp/Botol), 2008 | 291 |
| <i>Kelompok Perumahan</i> | | |
| Tabel 3.1 | Harga Konsumen Perdesaan Bambu Tua (Rp/Batang), 2008 | 295 |
| Tabel 3.2 | Harga Konsumen Perdesaan Kayu Balok 12x12x400 cm (Rp/Batang), 2008 | 298 |
| Tabel 3.3 | Harga Konsumen Perdesaan Seng Plat (Rp/ Meter), 2008 | 301 |
| Tabel 3.4 | Harga Konsumen Perdesaan Seng Gelombang (Rp/Lembar = 1,5 m), 2008 . | 304 |
| Tabel 3.5 | Harga Konsumen Perdesaan Genteng Biasa (Rp/10 Buah), 2008 | 307 |
| Tabel 3.6 | Harga Konsumen Perdesaan Asbes (Rp/Lembar = 1,5 m), 2008 | 310 |
| Tabel 3.7 | Harga Konsumen Perdesaan Batu Bata (Rp/Biji), 2008 | 313 |
| Tabel 3.8 | Harga Konsumen Perdesaan Kaca Polos (Rp/M ²), 2008 | 316 |
| Tabel 3.9 | Harga Konsumen Perdesaan Papan 20x2x400 m (Rp/Lembar), 2008 | 319 |
| Tabel 3.10 | Harga Konsumen Perdesaan Pasir (Rp/M ³), 2008 | 322 |
| Tabel 3.11 | Harga Konsumen Perdesaan Semen (Rp/Zak = 50 Kg), 2008 | 325 |
| Tabel 3.12 | Harga Konsumen Perdesaan Batako (Rp/Biji), 2008 | 328 |
| Tabel 3.13 | Harga Konsumen Perdesaan Cat Kayu (Rp/Kg), 2008 | 331 |
| Tabel 3.14 | Harga Konsumen Perdesaan Cat Tembok (Rp/5 Kg), 2008 | 334 |
| Tabel 3.15 | Harga Konsumen Perdesaan Triplek (Rp/Lembar), 2008 | 337 |
| Tabel 3.16 | Harga Konsumen Perdesaan Kontrak Rumah (Rp/Tahun), 2008 | 340 |
| Tabel 3.17 | Harga Konsumen Perdesaan Sewa Rumah (Rp/Bulan), 2008 | 343 |
| Tabel 3.18 | Harga Konsumen Perdesaan Paku (Rp/Kg), 2008 | 346 |
| Tabel 3.19 | Harga Konsumen Perdesaan Keramik (Rp/M ²), 2008 | 349 |
| Tabel 3.20 | Harga Konsumen Perdesaan Upah Tukang Bukan Mandor (Rp/Org/Hari), 2008 | 352 |
| Tabel 3.21 | Harga Konsumen Perdesaan Tarif PAM (Rp/M ³), 2008 | 355 |
| Tabel 3.22 | Harga Konsumen Perdesaan Minyak Tanah (Rp/Liter), 2008 | 358 |

| | | |
|------------|--|-----|
| Tabel 3.23 | Harga Konsumen Perdesaan Arang (Rp/Kg), 2008 | 361 |
| Tabel 3.24 | Harga Konsumen Perdesaan Kayu Bakar (Rp/Pikul= 40 Kg), 2008 | 364 |
| Tabel 3.25 | Harga Konsumen Perdesaan Korek Api (Rp/Kotak), 2008 | 367 |
| Tabel 3.26 | Harga Konsumen Perdesaan Bola Lampu, 25 Watt (Rp/Buah), 2008 | 370 |
| Tabel 3.27 | Harga Konsumen Perdesaan Tarif Listrik PLN Gol. 1 (Rp/KWH), 2008 | 373 |
| Tabel 3.28 | Harga Konsumen Perdesaan Lilin (Rp/Pak= 10 Buah), 2008 | 376 |
| Tabel 3.29 | Harga Konsumen Perdesaan Lampu TL/Neon, 10 Watt (Rp/Buah), 2008 | 379 |
| Tabel 3.30 | Harga Konsumen Perdesaan Gas LPG (Rp/12 Kg), 2008 | 382 |
| Tabel 3.31 | Harga Konsumen Perdesaan Senter (Rp/Buah), 2008 | 385 |
| Tabel 3.32 | Harga Konsumen Perdesaan Kursi (Rp/Buah), 2008 | 388 |
| Tabel 3.33 | Harga Konsumen Perdesaan Meja Makan (Rp/Buah), 2008 | 391 |
| Tabel 3.34 | Harga Konsumen Perdesaan Kasur Kapuk (Rp/Buah), 2008 | 394 |
| Tabel 3.35 | Harga Konsumen Perdesaan Tikar Plastik (Rp/Helai), 2008 | 397 |
| Tabel 3.36 | Harga Konsumen Perdesaan Gelas Minum Biasa (Rp/Buah), 2008 | 400 |
| Tabel 3.37 | Harga Konsumen Perdesaan Piring Makan (Rp/Buah), 2008 | 403 |
| Tabel 3.38 | Harga Konsumen Perdesaan Panci Alumunium DN (Rp/Buah= 24 cm), 2008 | 406 |
| Tabel 3.39 | Harga Konsumen Perdesaan Penggorengan Alumunium (Rp/Buah= 35 cm), 2008 | 409 |
| Tabel 3.40 | Harga Konsumen Perdesaan Lemari 2 Pintu (Rp/Buah), 2008 | 412 |
| Tabel 3.41 | Harga Konsumen Perdesaan Tempat Tidur (Rp/Buah), 2008 | 415 |
| Tabel 3.42 | Harga Konsumen Perdesaan Ember Plastik (Rp/Buah), 2008 | 418 |
| Tabel 3.43 | Harga Konsumen Perdesaan Baterie Besar (Rp/Buah), 2008 | 421 |
| Tabel 3.44 | Harga Konsumen Perdesaan Sendok (Rp/Lusin), 2008 | 424 |
| Tabel 3.45 | Harga Konsumen Perdesaan Pisau (Rp/Buah), 2008 | 427 |
| Tabel 3.46 | Harga Konsumen Perdesaan Sapu Ijuk (Rp/Buah), 2008 | 430 |

| | | |
|------------------------------------|--|-----|
| Tabel 3.47 | Harga Konsumen Perdesaan Kompor (Rp/Buah= 16 sumbu), 2008 | 433 |
| Tabel 3.48 | Harga Konsumen Perdesaan Setrika Listrik (Rp/Buah), 2008 | 436 |
| Tabel 3.49 | Harga Konsumen Perdesaan Deterjen Bubuk (Rp/Kg), 2008 | 439 |
| Tabel 3.50 | Harga Konsumen Perdesaan Sabun Cuci Batangan (Rp/Batang), 2008 | 442 |
| Tabel 3.51 | Harga Konsumen Perdesaan Sabun Cream/Colek (Rp/Sachet= 400 gr), 2008 | 445 |
| Tabel 3.52 | Harga Konsumen Perdesaan Obat Nyamuk Bakar (Rp/Dos), 2008 | 448 |
| Tabel 3.53 | Harga Konsumen Perdesaan Obat Nyamuk Cream (Rp/Sachet), 2008 | 451 |
| Tabel 3.54 | Harga Konsumen Perdesaan Upah Pembantu RT (Rp/Org/Bulan), 2008 | 454 |
| Tabel 3.55 | Harga Konsumen Perdesaan Pemutih (Rp/Botol=100 ml), 2008 | 457 |
| <i>Kelompok Sandang</i> | | |
| <i>* Sandang Pria*</i> | | |
| Tabel 4.1 | Harga Konsumen Perdesaan Kemeja Panjang Sersin (Rp/Helai), 2008 | 463 |
| Tabel 4.2 | Harga Konsumen Perdesaan Celana Panjang Sersin (Rp/Helai), 2008 | 465 |
| Tabel 4.3 | Harga Konsumen Perdesaan Kaos Kutang/Singlet (Rp/Helai), 2008 | 467 |
| Tabel 4.4 | Harga Konsumen Perdesaan Sarung Sersin (Rp/Helai), 2008 | 469 |
| Tabel 4.5 | Harga Konsumen Perdesaan Sarung Katun (Rp/Helai), 2008 | 471 |
| Tabel 4.6 | Harga Konsumen Perdesaan Sandal Kulit (Rp/Pasang), 2008 | 473 |
| Tabel 4.7 | Harga Konsumen Perdesaan Bahan Kemeja Katun (Rp/Meter), 2008 | 475 |
| Tabel 4.8 | Harga Konsumen Perdesaan Bahan Celana Sersin (Rp/Meter), 2008 | 477 |
| Tabel 4.9 | Harga Konsumen Perdesaan Kaos Oblong/Polos (Rp/Helai), 2008 | 479 |
| Tabel 4.10 | Harga Konsumen Perdesaan Sarung Batik (Rp/Helai), 2008 | 481 |
| Tabel 4.11 | Harga Konsumen Perdesaan Peci/Kopiah (Rp/Buah), 2008 | 483 |
| Tabel 4.12 | Harga Konsumen Perdesaan Kaos Kaki Dewasa (Rp/Pasang), 2008 | 485 |
| Tabel 4.13 | Harga Konsumen Perdesaan Celana Dalam (Rp/Helai), 2008 | 487 |
| Tabel 4.14 | Harga Konsumen Perdesaan Baju Koko (Rp/Helai), 2008 | 489 |

| | | |
|---------------------------------|--|-----|
| Tabel 4.15 | Harga Konsumen Perdesaan Ikat Pinggang (Rp/Buah), 2008 | 491 |
| <i>* Sandang Wanita*</i> | | |
| Tabel 4.16 | Harga Konsumen Perdesaan Batik (kain panjang) (Rp/Helai), 2008 | 493 |
| Tabel 4.17 | Harga Konsumen Perdesaan Rok Dalam (Rp/Helai), 2008 | 495 |
| Tabel 4.18 | Harga Konsumen Perdesaan Sandal Plastik (Rp/Pasang), 2008 | 497 |
| Tabel 4.19 | Harga Konsumen Perdesaan BH Katun (Rp/Helai), 2008 | 499 |
| Tabel 4.20 | Harga Konsumen Perdesaan Sepatu (Rp/Pasang), 2008 | 501 |
| Tabel 4.21 | Harga Konsumen Perdesaan Blus (Rp/Helai), 2008 | 503 |
| Tabel 4.22 | Harga Konsumen Perdesaan Celana Dalam (Rp/Helai), 2008 | 505 |
| Tabel 4.23 | Harga Konsumen Perdesaan Daster (Rp/Helai), 2008 | 507 |
| Tabel 4.24 | Harga Konsumen Perdesaan Gaun (Rp/Helai), 2008 | 509 |
| Tabel 4.25 | Harga Konsumen Perdesaan Pembalut Wanita (Rp/Kemas= 10 Buah), 2008 | 511 |
| <i>* Sandang Anak*</i> | | |
| Tabel 4.26 | Harga Konsumen Perdesaan Kemeja Pendek (Rp/Helai), 2008 | 513 |
| Tabel 4.27 | Harga Konsumen Perdesaan Celana Pendek (Rp/Helai), 2008 | 515 |
| Tabel 4.28 | Harga Konsumen Perdesaan Rok Terusan (Rp/Helai), 2008 | 517 |
| Tabel 4.29 | Harga Konsumen Perdesaan Sepatu Kulit Sintetis (Rp/Pasang), 2008 | 519 |
| Tabel 4.30 | Harga Konsumen Perdesaan Sandal Plastik (Rp/Pasang), 2008 | 521 |
| Tabel 4.31 | Harga Konsumen Perdesaan Sandal Kulit (Rp/Pasang), 2008 | 523 |
| Tabel 4.32 | Harga Konsumen Perdesaan Baju Kaos (Rp/Helai), 2008 | 525 |
| Tabel 4.33 | Harga Konsumen Perdesaan Celana Dalam (Rp/Helai), 2008 | 527 |
| Tabel 4.34 | Harga Konsumen Perdesaan Kaos Kaki (Rp/Pasang), 2008 | 529 |
| <i>* Barang-barang Pribadi*</i> | | |
| Tabel 4.35 | Harga Konsumen Perdesaan Emas Perhiasan (Rp/Gram), 2008 | 531 |
| Tabel 4.36 | Harga Konsumen Perdesaan Benang Jahit (Rp/500 Yard), 2008 | 533 |

| | | |
|----------------------------------|---|-----|
| Tabel 4.37 | Harga Konsumen Perdesaan Ongkos Jahit Pakaian (Rp/Helai), 2008 | 535 |
| Tabel 4.38 | Harga Konsumen Perdesaan Arloji Jam Tangan (Rp/Buah), 2008 | 537 |
| <i>* Sandang Lainnya*</i> | | |
| Tabel 4.39 | Harga Konsumen Perdesaan Handuk Besar (Rp/Helai), 2008 | 539 |
| Tabel 4.40 | Harga Konsumen Perdesaan Handuk Kecil (Rp/Helai), 2008 | 541 |
| Tabel 4.41 | Harga Konsumen Perdesaan Berkolin Polos (Rp/Meter), 2008 | 543 |
| Tabel 4.42 | Harga Konsumen Perdesaan Berkolin Kembang (Rp/Meter), 2008 | 545 |
| Tabel 4.43 | Harga Konsumen Perdesaan Brukat Kembang (Rp/Meter), 2008 | 547 |
| <i>Kelompok Kesehatan</i> | | |
| Tabel 5.1 | Harga Konsumen Perdesaan Tarif Dokter Umum Dengan Obat (Rp/Kali/Pasien), 2008 | 551 |
| Tabel 5.2 | Harga Konsumen Perdesaan Bidan Dengan Obat (Pemeriksaan Kandungan) (Rp/Pasien), 2008 | 553 |
| Tabel 5.3 | Harga Konsumen Perdesaan Puskesmas Dengan Obat (Rp/Pasien), 2008 | 555 |
| Tabel 5.4 | Harga Konsumen Perdesaan Mantri Kesehatan Dengan Obat (Rp/Pasien), 2008 | 557 |
| Tabel 5.5 | Harga Konsumen Perdesaan Tarif Kamar Rumah Sakit Kelas III (Rp/Hari/Pasien), 2008 | 559 |
| Tabel 5.6 | Harga Konsumen Perdesaan Obat Sakit Kepala (Rp/Strip= 4 tablet), 2008 .. | 561 |
| Tabel 5.7 | Harga Konsumen Perdesaan Obat Sakit Perut (Rp/Strip= 4 tablet), 2008 | 563 |
| Tabel 5.8 | Harga Konsumen Perdesaan Obat Batuk (Rp/Strip= 4 tablet), 2008 | 565 |
| Tabel 5.9 | Harga Konsumen Perdesaan Obat Penerun Panas (Rp/Strip= 4 tablet), 2008 | 567 |
| Tabel 5.10 | Harga Konsumen Perdesaan Obat Flu (Rp/Strip= 4 tablet), 2008 | 569 |
| Tabel 5.11 | Harga Konsumen Perdesaan Obat Sakit Maag (Rp/Strip= 10 tablet), 2008 .. | 571 |
| Tabel 5.12 | Harga Konsumen Perdesaan Obat Gosok/Balsem (Rp/Tube), 2008 | 573 |
| Tabel 5.13 | Harga Konsumen Perdesaan Pasta Gigi (Rp/Tube= 75 gr), 2008 | 575 |
| Tabel 5.14 | Harga Konsumen Perdesaan Sabun Mandi (Rp/Kemasan= 100 gr), 2008 | 577 |
| Tabel 5.15 | Harga Konsumen Perdesaan Bedak (Rp/Bungkus Plastik), 2008 | 579 |

| | | |
|------------|---|-----|
| Tabel 5.16 | Harga Konsumen Perdesaan Minyak Rambut (Rp/Botol=100 gr), 2008 | 581 |
| Tabel 5.17 | Harga Konsumen Perdesaan Tarif Gunting Rambut (Rp/Kepala), 2008 | 583 |
| Tabel 5.18 | Harga Konsumen Perdesaan Parfum (Rp/Botol), 2008 | 585 |
| Tabel 5.19 | Harga Konsumen Perdesaan Hand Body Lotion (Rp/Botol= 120 ml), 2008 . | 587 |
| Tabel 5.20 | Harga Konsumen Perdesaan Lipstik (Rp/Buah), 2008 | 589 |
| Tabel 5.21 | Harga Konsumen Perdesaan Shampo (Rp/Botol= 50 ml), 2008 | 591 |
| Tabel 5.22 | Harga Konsumen Perdesaan Sikat Gigi (Rp/Buah), 2008 | 593 |

Kelompok Pendidikan

| | | |
|------------|--|-----|
| Tabel 6.1 | Harga Konsumen Perdesaan Uang Bayaran Sekolah SMA Negeri Kelas II (Rp/Bulan/Murid), 2008 | 597 |
| Tabel 6.2 | Harga Konsumen Perdesaan Uang Kursus Bahasa Inggris (Rp/Paket), 2008 | 600 |
| Tabel 6.3 | Harga Konsumen Perdesaan Buku Bacaan SD (Rp/Buah), 2008 | 603 |
| Tabel 6.4 | Harga Konsumen Perdesaan Buku Tulis Bergaris 58 Lbr (Rp/Buah), 2008 . | 606 |
| Tabel 6.5 | Harga Konsumen Perdesaan Penggaris Plastik (Rp/Buah < 50 cm), 2008 | 609 |
| Tabel 6.6 | Harga Konsumen Perdesaan Pensil Hitam (Rp/Batang), 2008 | 612 |
| Tabel 6.7 | Harga Konsumen Perdesaan Tinta Hitam (Rp/Botol), 2008 | 615 |
| Tabel 6.8 | Harga Konsumen Perdesaan Pulpen (Rp/Buah), 2008 | 618 |
| Tabel 6.9 | Harga Konsumen Perdesaan Penghapus Pensil (Rp/Buah), 2008 | 621 |
| Tabel 6.10 | Harga Konsumen Perdesaan Seragam Sekolah SMA (Rp/Stel), 2008 | 624 |
| Tabel 6.11 | Harga Konsumen Perdesaan Tas Sekolah (Rp/Buah), 2008 | 627 |
| Tabel 6.12 | Harga Konsumen Perdesaan Tiket masuk tempat wisata (Rp/Orang Dewasa), 2008 | 630 |
| Tabel 6.13 | Harga Konsumen Perdesaan Pita Kaset (Rp/Buah), 2008 | 633 |
| Tabel 6.14 | Harga Konsumen Perdesaan Radio (Rp/Buah), 2008 | 636 |
| Tabel 6.15 | Harga Konsumen Perdesaan Radio Tape Recorder (Rp/Buah), 2008 | 639 |
| Tabel 6.16 | Harga Konsumen Perdesaan Televisi (Rp/Buah), 2008 | 642 |

| | | |
|------------|---|-----|
| Tabel 6.17 | Harga Konsumen Perdesaan VCD (Rp/Buah), 2008 | 645 |
| Tabel 6.18 | Harga Konsumen Perdesaan CD/VCD/DVD Player (Rp/Buah), 2008 | 648 |
| Tabel 6.19 | Harga Konsumen Perdesaan Surat Kabar (Rp/Buah), 2008 | 651 |
| Tabel 6.20 | Harga Konsumen Perdesaan Kaos Olah Raga (Rp/Helai), 2008 | 654 |
| Tabel 6.21 | Harga Konsumen Perdesaan Training Pack (Rp/Helai), 2008 | 657 |
| Tabel 6.22 | Harga Konsumen Perdesaan Sepatu Olah Raga (Rp/Pasang), 2008 | 660 |

Kelompok Transportasi dan Komunikasi

| | | |
|------------|--|-----|
| Tabel 7.1 | Harga Konsumen Perdesaan Tarif Angkutan Mini Bus/Oplet (Rp/Orang), 2008 | 665 |
| Tabel 7.2 | Harga Konsumen Perdesaan Bensin Eceran (Rp/Liter), 2008 | 667 |
| Tabel 7.3 | Harga Konsumen Perdesaan Sepeda (Rp/Buah), 2008 | 669 |
| Tabel 7.4 | Harga Konsumen Perdesaan Tarif Sewa Becak (Rp/Hari), 2008 | 671 |
| Tabel 7.5 | Harga Konsumen Perdesaan Ongkos Naik Becak (Rp/Kali), 2008 | 673 |
| Tabel 7.6 | Harga Konsumen Perdesaan Oli/Pelumas (Rp/Botol= 1 Liter), 2008 | 675 |
| Tabel 7.7 | Harga Konsumen Perdesaan Ongkos Ojek Motor (Rp/ 1 kali perjalanan < 5 km), 2008 | 677 |
| Tabel 7.8 | Harga Konsumen Perdesaan Biaya Pengiriman (Rp/Bungkus < 500 gr), 2008 | 679 |
| Tabel 7.9 | Harga Konsumen Perdesaan Voucher Pulsa isi 50 ribu (Rp/Buah), 2008 | 681 |
| Tabel 7.10 | Harga Konsumen Perdesaan Jasa Foto Copy (Rp/Lembar), 2008 | 683 |
| Tabel 7.11 | Harga Konsumen Perdesaan Ban Dalam Sepeda (Rp/Buah), 2008 | 685 |
| Tabel 7.12 | Harga Konsumen Perdesaan Ban Luar Sepeda (Rp/Buah), 2008 | 687 |
| Tabel 7.13 | Harga Konsumen Perdesaan Ban Dalam Motor (Rp/Buah), 2008 | 689 |
| Tabel 7.14 | Harga Konsumen Perdesaan Ban Luar Motor (Rp/Buah), 2008 | 691 |
| Tabel 7.15 | Harga Konsumen Perdesaan Ongkos Servis Motor (Rp/1 Kali Servis), 2008 | 693 |
| Tabel 7.16 | Harga Konsumen Perdesaan Ongkos Servis Sepeda (Rp/1 Kali Servis), 2008 | 695 |
| Tabel 7.17 | Harga Konsumen Perdesaan Ban Dalam Mobil (Rp/Buah), 2008 | 697 |

PENJELASAN RINGKAS

A. PENDAHULUAN

Tingkat kesejahteraan masyarakat khususnya di daerah perdesaan sangat ditentukan oleh tingkat keberhasilan pembangunan khususnya sektor pertanian, karena sektor ini masih sangat mendominasi daerah perdesaan. Unsur daya beli masyarakat perdesaan merupakan salah satu indikator yang dapat menggambarkan tingkat kesejahteraan. Oleh karena itu, informasi tentang harga khususnya harga konsumen untuk berbagai komoditas di daerah perdesaan sangat diperlukan guna menentukan suatu kebijakan pemerintah untuk membantu mewujudkan kesejahteraan masyarakat daerah perdesaan.

Pengumpulan data harga konsumen perdesaan dilakukan di seluruh provinsi di Indonesia kecuali DKI Jakarta melalui Survei Harga Konsumen Perdesaan yang merupakan kegiatan rutin bulanan dalam rangka penghitungan Indeks Harga yang Dibayar Petani (Ib) dan Nilai Tukar Petani (NTP). Harga Konsumen Perdesaan meliputi harga berbagai komoditas baik makanan maupun non makanan yang banyak di konsumsi masyarakat perdesaan.

Data yang disajikan dalam publikasi ini adalah data harga tahun 2008 yang dirinci menurut bulan dan provinsi, dengan maksud untuk mengetahui tingkat perkembangan harga konsumen dari suatu barang dan jasa di daerah perdesaan, sekaligus juga untuk melihat keterbandingan harga antar provinsi.

B. CAKUPAN DATA

Dalam publikasi ini disajikan data harga konsumen perdesaan dari beberapa jenis barang dan jasa untuk kebutuhan konsumsi rumah tangga. Daerah yang dicakup meliputi 32 provinsi, yaitu: Provinsi Nanggroe Aceh Darussalam, Sumatera Utara, Sumatera Barat, Riau, Jambi, Sumatera Selatan, Bengkulu, Lampung, Bangka Belitung, Kepulauan Riau, Jawa Barat, Jawa Tengah, D. I. Yogyakarta, Jawa Timur, Banten, Bali, Nusa Tenggara Barat, Nusa Tenggara Timur, Kalimantan Barat, Kalimantan Tengah, Kalimantan Selatan, Kalimantan Timur, Sulawesi Utara, Sulawesi Tengah, Sulawesi Selatan, Sulawesi Tenggara, Gorontalo, Sulawesi Barat, Maluku, Maluku Utara, Papua Barat dan Papua.

C. METODE PENGUMPULAN DATA DAN PENGHITUNGAN RATA-RATA HARGA

1. Metode Pengumpulan Data

Pengumpulan data harga konsumen di perdesaan dilakukan oleh Koordinator Statistik Kecamatan (KSK) atau Mantri Statistik (Mantis) melalui wawancara langsung ke pedagang eceran yang berada di pasar perdesaan. Daftar yang digunakan adalah Daftar HP-1A untuk kelompok makanan dan Daftar HP-1B untuk kelompok non makanan. Pencacahan dilakukan setiap bulan pada tanggal 15 atau pada hari pasar yang terdekat dengan tanggal tersebut.

Pencatatan harga komoditas di masing-masing pasar dilakukan terhadap tiga atau empat pedagang. Harga dicatat dalam register yang merupakan harga yang terbanyak muncul (*modus*) atau rata-rata harga. Hasil pencatatan yang ada dalam register HP-1A dan HP-1B tersebut selanjutnya dipindahkan ke Daftar HP-1A dan HP-1B yang kemudian dikirim ke BPS Provinsi dan BPS Pusat.

2. Penghitungan Rata-rata Harga

Penghitungan rata-rata harga setiap jenis barang untuk harga konsumen perdesaan setiap bulannya dengan menggunakan rata-rata harga sederhana dari sampel yang masuk/diterima di BPS pada bulan yang bersangkutan.

Formula penghitungan dengan menggunakan rata-rata harga (simple average), yaitu:

$$\overline{P}_{ni} = \frac{\sum_{s=1}^m P_{ni}}{m}$$

\overline{P}_{ni} = Rata-rata harga jenis barang i pada bulan ke n

$\sum_{s=1}^m P_{ni}$ = Jumlah harga jenis barang i pada bulan ke n

m = Jumlah sampel

D. KONSEP DAN DEFINISI

1. Pasar

Yang dimaksud dengan pasar adalah suatu tempat terjadinya transaksi antara penjual dan pembeli atau tempat yang biasanya terdapat penawaran dan permintaan.

Pasar yang diteliti adalah pasar yang cukup mewakili dari semua pasar di kecamatan yang sudah ditentukan, dan mempunyai syarat antara lain:

- a. Pasar tersebut adalah yang terbesar di kecamatan terpilih.
- b. Kebanyakan masyarakat, terutama petani berbelanja di pasar tersebut.
- c. Barang yang diperjual-belikan beraneka ragam.
- d. Harus dapat dijamin kelangsungan pencatatan harga di pasar tersebut.
- e. Pasar tersebut terletak di desa perdesaan.

2. Harga Konsumen/Eceran Perdesaan

Harga eceran adalah harga transaksi antara penjual dan pembeli secara eceran di pasar setempat untuk tiap jenis barang yang dibeli dengan tujuan untuk dikonsumsi sendiri dan bukan untuk dijual kepada pihak lain. Harga yang dicatat dalam daftar isian merupakan harga yang telah dikonversikan ke dalam satuan baku yang tercantum dalam daftar isian.

Persyaratan pedagang/penjual yang menjadi responden adalah:

- a. Pedagang harus mempunyai cukup persediaan barang untuk menjaga terjaminnya kelangsungan pencatatan harga selanjutnya.
- b. Pedagang menjual barangnya secara eceran dan di tempat yang tetap.
- c. Pedagang banyak/ramai dikunjungi pembeli.
- d. Pedagang merupakan *price influencer*, di mana harga yang ditetapkan dapat mempengaruhi pedagang/penjual lainnya.

3. Satuan

Satuan yang dipakai dalam daftar isian adalah satuan baku yang lazim dipakai untuk pembelian secara eceran, misalnya: kilogram (kg), 100 gram (ons), liter (l), buah, butir, bungkus, batang, pasang dan lain sebagainya. Jika satuan setempat yang dipakai di daerah tidak sesuai dengan yang ada dalam daftar isian, maka harus dikonversikan terlebih dahulu agar sesuai dengan satuan baku yang ada pada daftar isian.

4. Konsumsi Rumah Tangga

Konsumsi rumah tangga terdiri dari konsumsi makanan dan konsumsi non makanan. Dengan mengadopsi *COICOP*, konsumsi rumah tangga dibagi dalam 7 (tujuh) kelompok, yaitu:

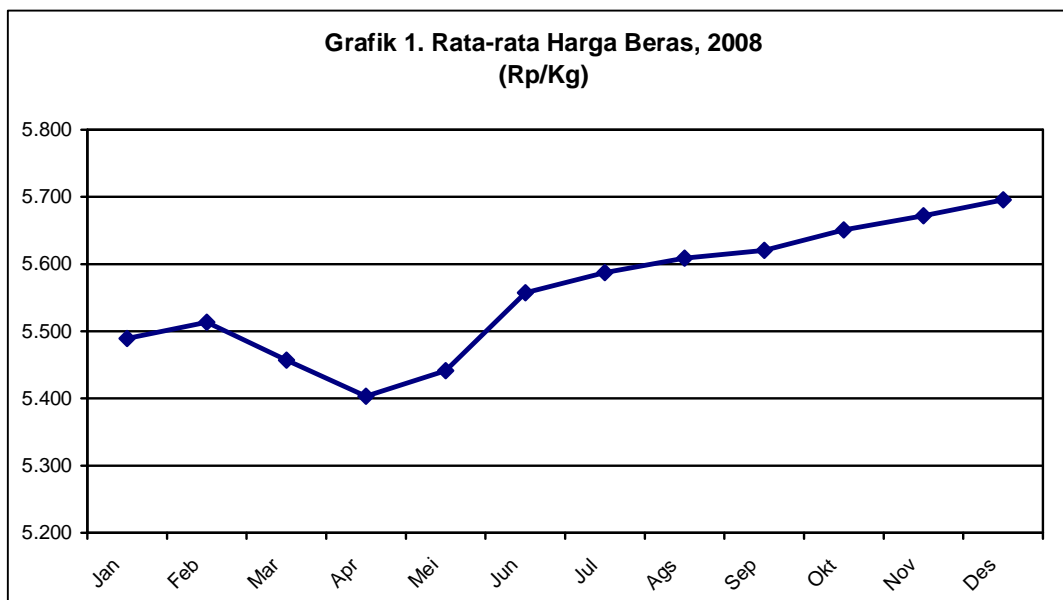
- | | | |
|---|---|----------------------|
| 1. Kelompok bahan makanan | } | Konsumsi Makanan |
| 2. Kelompok makanan jadi | | |
| 3. Kelompok perumahan | } | Konsumsi Non Makanan |
| 4. Kelompok sandang | | |
| 5. Kelompok kesehatan | | |
| 6. Kelompok pendidikan, rekreasi dan olahraga | | |
| 7. Kelompok transportasi dan komunikasi | | |

E. ULASAN SINGKAT

Secara umum, harga eceran di perdesaan untuk konsumsi makanan maupun non makanan pada tahun 2008 mengalami kenaikan dibandingkan tahun-tahun sebelumnya walaupun beberapa jenis barang di berbagai daerah ada yang mengalami penurunan maupun stabil.

Perkembangan harga beberapa jenis barang, baik konsumsi makanan maupun non makanan di 32 provinsi, sebagai berikut:

Beras yang merupakan salah satu bahan kebutuhan pokok bagi penduduk Indonesia, terlebih di daerah perdesaan, peranannya masih dominan terhadap konsumsi rumah tangga sehari-hari. Oleh sebab itu, harga komoditas ini masih selalu dimonitor oleh pemerintah secara intensif. Bila dibandingkan antar waktu maupun antar provinsi pada 2008 harga beras di perdesaan secara rata-rata relatif tidak bergejolak, secara nasional harga tertinggi terjadi pada Desember 2008 yang secara rata-rata mencapai Rp. 5.696/kg, sedangkan harga terendah terjadi pada April 2008 dimana terjadi panen

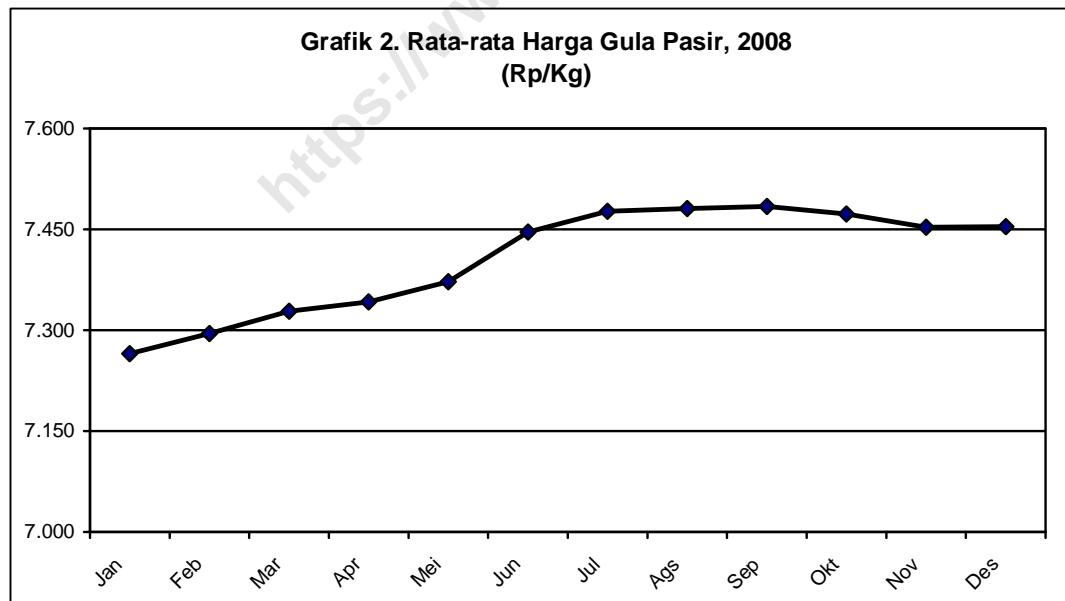


raya yang secara rata-rata sebesar Rp. 5.403/kg (Tabel 1.1).

Sementara itu, harga tertinggi untuk jagung pocielan/pipilan, terjadi pada Oktober 2008 yang secara rata-rata mencapai Rp. 3.746/kg, sedangkan harga terendah yang mencapai Rp. 3.355/kg terjadi pada bulan Januari (Tabel 1.4).

Minyak goreng juga merupakan kebutuhan yang sangat berpengaruh pada masyarakat, sehingga perubahan harganya juga selalu menjadi perhatian pemerintah. Harga tertinggi untuk minyak goreng secara rata-rata pada tahun 2008 terjadi pada bulan Juli sebesar Rp. 13.425/liter, sedangkan harga terendah yaitu sebesar Rp. 12.269/liter terjadi pada bulan Januari (Tabel 1.58)

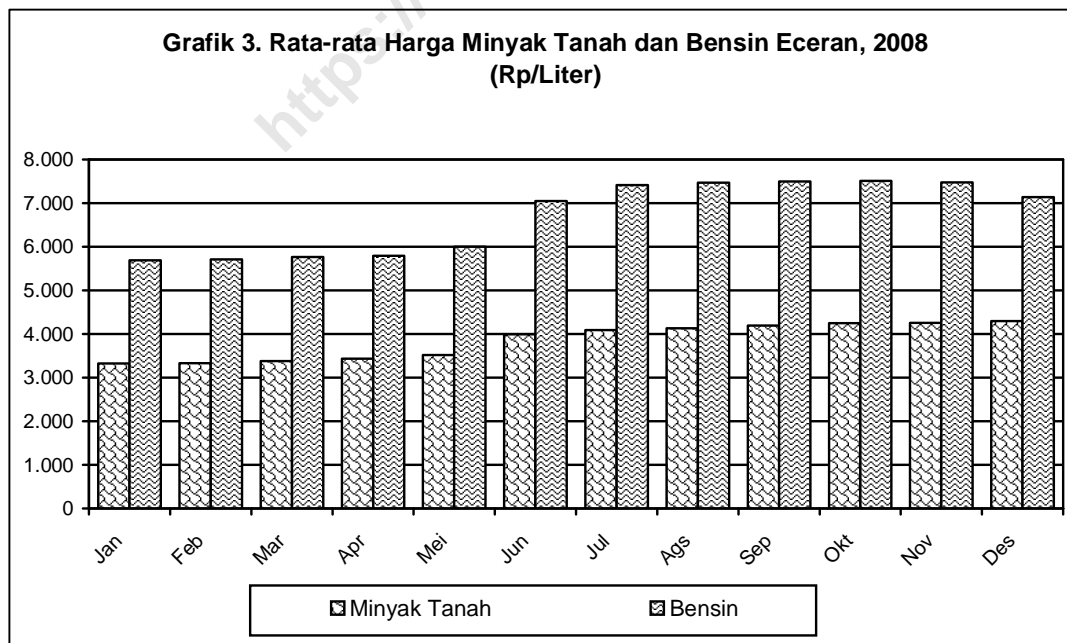
Cabe merah dan cabe rawit merupakan tanaman yang sangat dipengaruhi musim sehingga fluktuasi harga untuk komoditas tersebut sering kali mencolok dan sangat bervariasi. Harga tertinggi untuk jenis komoditas cabe merah dan cabe rawit terjadi pada bulan Agustus masing-masing sebesar Rp. 23.294/kg dan Rp. 27.541/kg. Sedangkan harga terendah untuk kedua jenis komoditas tersebut terjadi pada bulan Januari masing-masing sebesar Rp. 18.100/kg untuk cabe merah dan Rp. 18.467/kg untuk cabe rawit (Tabel 1.66 dan Tabel 1.67).



Pada kelompok makanan jadi, jenis komoditas gula pasir merupakan komoditas pokok lain yang banyak dikonsumsi dan sangat berpengaruh di masyarakat. Harga rata-rata tertinggi jenis komoditas gula pasir pada tahun 2008 secara nasional terjadi pada bulan September yaitu sebesar Rp. 7.484/kg, sedangkan harga terendah terjadi pada bulan Januari yaitu sebesar Rp. 7.265/kg (Tabel 2.8).

Untuk konsumsi non makanan, komoditas semen merupakan komoditas yang peranannya cukup penting dalam konstruksi, karena banyak diperlukan masyarakat. Secara nasional pada tahun 2008, harga semen tertinggi terjadi pada bulan Oktober sebesar Rp. 53.876/zak. Sebaliknya, harga terendah terjadi pada bulan Mei sebesar Rp. 48.175/zak (Tabel 3.11).

Bahan bakar minyak seperti minyak tanah dan bensin juga merupakan salah satu komoditas pokok di luar konsumsi makanan yang sangat dibutuhkan oleh sebagian besar masyarakat di pedesaan. Jika diamati untuk semua jenis komoditas bahan bakar minyak terjadi kenaikan pada bulan Juni, hal ini terjadi akibat kebijakan pemerintah yang menaikkan harga bahan bakar minyak pada bulan Juni 2008. Harga tertinggi bahan bakar minyak eceran pada 2008 secara nasional terjadi pada bulan Desember untuk minyak tanah dan bulan Oktober untuk bensin yang masing-masing sebesar Rp. 4.297/liter dan Rp. 7.507/liter, sedangkan harga terendah untuk kedua jenis komoditi tersebut tercatat terjadi pada bulan Januari yang masing-masing sebesar Rp. 3.324/liter dan Rp. 5.690/liter. Walaupun harga bahan bakar minyak ditentukan oleh pemerintah, tetapi setelah sampai di pedagang eceran di pedesaan ternyata harganya sangat beragam, ini terjadi karena pengaruh margin perdagangan di masing-masing daerah yang berbeda (Tabel 3.22 & Tabel 7.2)



Kelompok
Bahan Makanan

<https://www.kelompok.com>

Tabel 1.1
Harga Konsumen Perdesaan Kelompok Bahan Makanan, 2008
Beras (Rp/Kg)

| Provinsi | Januari | Februari | Maret | April | Mei | Juni |
|--------------------------|--------------|--------------|--------------|--------------|--------------|--------------|
| (1) | (2) | (3) | (4) | (5) | (6) | (7) |
| Nanggroe Aceh Darussalam | 5.975 | 5.989 | 5.989 | 5.998 | 5.934 | 6.039 |
| Sumatera Utara | 5.953 | 6.009 | 5.992 | 5.993 | 6.028 | 6.152 |
| Sumatera Barat | 5.559 | 5.637 | 5.745 | 5.658 | 5.616 | 5.716 |
| Riau | 5.988 | 6.027 | 6.046 | 6.127 | 6.171 | 6.254 |
| Jambi | 5.269 | 5.341 | 5.362 | 5.343 | 5.440 | 5.554 |
| Sumatera Selatan | 4.889 | 4.896 | 4.733 | 4.717 | 4.681 | 4.835 |
| Bengkulu | 5.513 | 5.570 | 5.513 | 5.570 | 5.583 | 5.679 |
| Lampung | 4.900 | 4.864 | 4.529 | 4.250 | 4.346 | 4.718 |
| Bangka Belitung | 6.102 | 6.102 | 6.102 | 6.148 | 6.198 | 6.289 |
| Kepulauan Riau | 6.667 | 6.680 | 6.680 | 6.767 | 6.800 | 7.013 |
| Jawa Barat | 5.006 | 5.032 | 4.878 | 4.745 | 4.823 | 5.042 |
| Jawa Tengah | 5.067 | 5.008 | 4.716 | 4.574 | 4.733 | 4.923 |
| D. I. Yogyakarta | 5.038 | 4.950 | 4.605 | 4.462 | 4.589 | 4.757 |
| Jawa Timur | 5.066 | 4.968 | 4.694 | 4.528 | 4.688 | 4.840 |
| Banten | 4.955 | 4.954 | 4.808 | 4.391 | 4.498 | 4.791 |
| Bali | 5.434 | 5.479 | 5.324 | 5.170 | 5.338 | 5.422 |
| Nusa Tenggara Barat | 4.911 | 4.917 | 4.783 | 4.492 | 4.432 | 4.604 |
| Nusa Tenggara Timur | 5.341 | 5.412 | 5.382 | 5.347 | 5.220 | 5.261 |
| Kalimantan Barat | 7.150 | 7.150 | 7.150 | 7.093 | 7.093 | 7.179 |
| Kalimantan Tengah | 5.930 | 5.930 | 5.920 | 5.930 | 6.040 | 6.146 |
| Kalimantan Selatan | 4.760 | 4.845 | 4.845 | 4.917 | 4.881 | 4.828 |
| Kalimantan Timur | 6.325 | 6.292 | 6.354 | 6.346 | 6.375 | 6.425 |
| Sulawesi Utara | 5.112 | 5.159 | 5.288 | 5.271 | 5.271 | 5.421 |
| Sulawesi Tengah | 4.861 | 4.949 | 4.968 | 4.887 | 4.997 | 5.053 |
| Sulawesi Selatan | 4.129 | 4.129 | 4.099 | 4.041 | 4.056 | 4.127 |
| Sulawesi Tenggara | 4.424 | 4.454 | 4.443 | 4.410 | 4.487 | 4.586 |
| Gorontalo | 5.290 | 5.426 | 5.230 | 5.062 | 5.038 | 5.134 |
| Sulawesi Barat | 4.417 | 4.499 | 4.557 | 4.480 | 4.491 | 4.545 |
| Maluku | 6.125 | 6.175 | 6.225 | 6.275 | 6.275 | 6.275 |
| Maluku Utara | 6.635 | 6.677 | 6.677 | 6.815 | 6.794 | 6.898 |
| Papua Barat | 6.100 | 6.100 | 6.100 | 6.250 | 6.250 | 6.350 |
| Papua | 6.766 | 6.813 | 6.880 | 6.848 | 6.958 | 6.973 |
| Nasional | 5.489 | 5.514 | 5.457 | 5.403 | 5.441 | 5.557 |

Tabel 1.1: Lanjutan

| Provinsi | Juli | Agustus | September | Oktober | November | Desember | Rata-rata |
|--------------------------|--------------|----------------|------------------|----------------|-----------------|-----------------|------------------|
| (1) | (8) | (9) | (10) | (11) | (12) | (13) | (14) |
| Nanggroe Aceh Darussalam | 6.079 | 6.243 | 6.261 | 6.211 | 6.211 | 6.211 | 6.095 |
| Sumatera Utara | 6.247 | 6.270 | 6.199 | 6.369 | 6.282 | 6.325 | 6.152 |
| Sumatera Barat | 5.711 | 5.744 | 5.749 | 5.783 | 5.917 | 5.954 | 5.732 |
| Riau | 6.342 | 6.458 | 6.573 | 6.665 | 6.650 | 6.650 | 6.329 |
| Jambi | 5.510 | 5.527 | 5.529 | 5.746 | 5.758 | 5.654 | 5.503 |
| Sumatera Selatan | 4.902 | 4.939 | 4.989 | 5.019 | 5.033 | 5.052 | 4.890 |
| Bengkulu | 5.690 | 5.687 | 5.715 | 5.716 | 5.698 | 5.861 | 5.650 |
| Lampung | 4.832 | 4.918 | 4.864 | 4.943 | 4.839 | 4.839 | 4.737 |
| Bangka Belitung | 6.308 | 6.277 | 6.319 | 6.364 | 6.380 | 6.273 | 6.238 |
| Kepulauan Riau | 7.067 | 7.180 | 7.213 | 7.213 | 7.347 | 7.447 | 7.006 |
| Jawa Barat | 5.076 | 5.083 | 5.096 | 5.085 | 5.083 | 5.133 | 5.007 |
| Jawa Tengah | 4.907 | 4.901 | 4.936 | 4.943 | 4.904 | 4.976 | 4.882 |
| D. I. Yogyakarta | 4.859 | 4.828 | 4.811 | 4.805 | 4.846 | 5.023 | 4.798 |
| Jawa Timur | 4.863 | 4.891 | 4.924 | 4.929 | 4.937 | 4.962 | 4.857 |
| Banten | 4.918 | 4.912 | 4.850 | 4.841 | 4.806 | 4.913 | 4.803 |
| Bali | 5.576 | 5.578 | 5.577 | 5.580 | 5.589 | 5.576 | 5.470 |
| Nusa Tenggara Barat | 4.639 | 4.678 | 4.694 | 4.797 | 4.797 | 4.936 | 4.723 |
| Nusa Tenggara Timur | 5.266 | 5.293 | 5.304 | 5.361 | 5.378 | 5.384 | 5.329 |
| Kalimantan Barat | 7.143 | 7.250 | 7.371 | 7.264 | 7.300 | 7.336 | 7.207 |
| Kalimantan Tengah | 6.174 | 6.216 | 6.116 | 6.204 | 6.240 | 6.212 | 6.088 |
| Kalimantan Selatan | 4.812 | 4.803 | 4.688 | 4.611 | 4.696 | 4.696 | 4.782 |
| Kalimantan Timur | 6.367 | 6.396 | 6.438 | 6.458 | 6.533 | 6.567 | 6.406 |
| Sulawesi Utara | 5.441 | 5.412 | 5.412 | 5.441 | 5.441 | 5.441 | 5.342 |
| Sulawesi Tengah | 5.104 | 5.110 | 5.114 | 5.148 | 5.140 | 5.169 | 5.042 |
| Sulawesi Selatan | 4.117 | 4.124 | 4.161 | 4.175 | 4.194 | 4.231 | 4.132 |
| Sulawesi Tenggara | 4.590 | 4.599 | 4.600 | 4.600 | 4.594 | 4.606 | 4.533 |
| Gorontalo | 5.064 | 5.081 | 5.081 | 5.061 | 5.163 | 5.163 | 5.149 |
| Sulawesi Barat | 4.565 | 4.618 | 4.647 | 4.689 | 4.683 | 4.697 | 4.574 |
| Maluku | 6.375 | 6.375 | 6.375 | 6.400 | 6.425 | 6.325 | 6.302 |
| Maluku Utara | 6.898 | 6.898 | 6.960 | 6.960 | 6.856 | 6.815 | 6.824 |
| Papua Barat | 6.450 | 6.450 | 6.500 | 6.600 | 7.000 | 7.000 | 6.429 |
| Papua | 6.902 | 6.739 | 6.786 | 6.848 | 6.786 | 6.833 | 6.844 |
| Nasional | 5.587 | 5.609 | 5.620 | 5.651 | 5.672 | 5.696 | 5.558 |

Tabel 1.2
Harga Konsumen Perdesaan Kelompok Bahan Makanan, 2008
Tepung Beras (Rp/500 Gr)

| Provinsi | Januari | Februari | Maret | April | Mei | Juni |
|--------------------------|--------------|--------------|--------------|--------------|--------------|--------------|
| (1) | (2) | (3) | (4) | (5) | (6) | (7) |
| Nanggroe Aceh Darussalam | 4.955 | 4.955 | 5.000 | 5.091 | 5.136 | 5.182 |
| Sumatera Utara | 4.750 | 4.750 | 4.750 | 5.091 | 5.155 | 5.345 |
| Sumatera Barat | 4.163 | 4.163 | 4.163 | 4.163 | 4.225 | 4.288 |
| Riau | 5.154 | 5.154 | 5.154 | 5.154 | 5.192 | 5.269 |
| Jambi | 4.100 | 4.100 | 4.100 | 4.100 | 4.250 | 4.425 |
| Sumatera Selatan | 4.071 | 4.071 | 4.071 | 4.143 | 4.214 | 4.429 |
| Bengkulu | 4.500 | 4.500 | 4.500 | 4.583 | 4.583 | 4.833 |
| Lampung | 3.700 | 3.700 | 3.700 | 3.700 | 3.700 | 3.700 |
| Bangka Belitung | 4.278 | 4.278 | 4.278 | 4.278 | 4.389 | 4.444 |
| Kepulauan Riau | 4.375 | 4.375 | 4.375 | 4.375 | 4.688 | 4.938 |
| Jawa Barat | 4.834 | 4.830 | 4.875 | 4.875 | 4.952 | 5.130 |
| Jawa Tengah | 3.564 | 3.626 | 3.621 | 3.579 | 3.635 | 3.723 |
| D. I. Yogyakarta | 4.495 | 4.541 | 4.495 | 4.495 | 4.495 | 4.618 |
| Jawa Timur | 3.951 | 3.960 | 4.028 | 4.034 | 4.078 | 4.188 |
| Banten | 4.257 | 4.257 | 4.257 | 4.257 | 4.357 | 4.671 |
| Bali | 4.200 | 4.300 | 4.200 | 4.200 | 4.200 | 4.400 |
| Nusa Tenggara Barat | 5.117 | 5.075 | 5.075 | 5.117 | 5.200 | 5.333 |
| Nusa Tenggara Timur | 5.200 | 5.250 | 5.250 | 5.350 | 5.500 | 5.550 |
| Kalimantan Barat | 4.867 | 5.256 | 4.922 | 4.922 | 5.089 | 5.144 |
| Kalimantan Tengah | 4.545 | 4.545 | 4.545 | 4.455 | 4.455 | 4.582 |
| Kalimantan Selatan | 4.340 | 4.340 | 4.340 | 4.340 | 4.407 | 4.533 |
| Kalimantan Timur | 4.500 | 4.500 | 4.500 | 4.500 | 4.600 | 4.750 |
| Sulawesi Utara | 5.250 | 5.306 | 5.361 | 5.194 | 5.194 | 5.389 |
| Sulawesi Tengah | 4.739 | 4.739 | 4.858 | 4.884 | 4.937 | 4.989 |
| Sulawesi Selatan | 5.500 | 5.500 | 5.500 | 5.500 | 5.500 | 5.625 |
| Sulawesi Tenggara | 4.906 | 4.969 | 4.969 | 4.906 | 4.938 | 5.031 |
| Gorontalo | 4.917 | 5.028 | 5.028 | 5.028 | 5.028 | 5.028 |
| Sulawesi Barat | 5.042 | 5.083 | 5.083 | 5.000 | 5.000 | 5.208 |
| Maluku | 5.750 | 5.750 | 5.750 | 5.800 | 5.800 | 5.900 |
| Maluku Utara | 6.000 | 6.000 | 6.167 | 6.250 | 6.250 | 6.417 |
| Papua Barat | 6.100 | 6.100 | 6.100 | 6.100 | 6.100 | 6.100 |
| Papua | 5.350 | 5.550 | 5.550 | 5.550 | 5.550 | 5.550 |
| Nasional | 4.733 | 4.767 | 4.768 | 4.782 | 4.837 | 4.960 |

Tabel 1.2: Lanjutan

| Provinsi | Juli | Agustus | September | Oktober | November | Desember | Rata-rata |
|--------------------------|--------------|----------------|------------------|----------------|-----------------|-----------------|------------------|
| (1) | (8) | (9) | (10) | (11) | (12) | (13) | (14) |
| Nanggroe Aceh Darussalam | 5.364 | 5.000 | 5.000 | 5.045 | 5.045 | 5.045 | 5.068 |
| Sumatera Utara | 5.591 | 5.682 | 5.700 | 5.727 | 5.727 | 5.727 | 5.333 |
| Sumatera Barat | 4.288 | 4.288 | 4.275 | 4.338 | 4.338 | 4.213 | 4.242 |
| Riau | 5.269 | 5.346 | 5.462 | 5.423 | 5.423 | 5.423 | 5.285 |
| Jambi | 4.475 | 4.500 | 4.500 | 4.600 | 4.550 | 4.550 | 4.354 |
| Sumatera Selatan | 4.429 | 4.643 | 4.643 | 4.714 | 4.714 | 4.714 | 4.405 |
| Bengkulu | 4.867 | 5.200 | 5.200 | 5.200 | 5.200 | 5.283 | 4.871 |
| Lampung | 3.740 | 4.040 | 4.140 | 4.400 | 4.400 | 4.400 | 3.943 |
| Bangka Belitung | 4.500 | 4.500 | 4.500 | 4.500 | 4.722 | 4.667 | 4.444 |
| Kepulauan Riau | 5.063 | 5.188 | 5.313 | 5.313 | 5.375 | 5.500 | 4.906 |
| Jawa Barat | 5.161 | 5.170 | 5.202 | 5.225 | 5.248 | 5.248 | 5.063 |
| Jawa Tengah | 3.804 | 3.810 | 3.973 | 4.025 | 4.020 | 4.019 | 3.783 |
| D. I. Yogyakarta | 4.664 | 4.573 | 4.573 | 4.573 | 4.586 | 4.586 | 4.558 |
| Jawa Timur | 4.217 | 4.277 | 4.321 | 4.387 | 4.332 | 4.317 | 4.174 |
| Banten | 4.814 | 4.886 | 4.929 | 4.786 | 4.800 | 4.800 | 4.589 |
| Bali | 4.400 | 4.550 | 4.500 | 4.550 | 4.600 | 4.625 | 4.394 |
| Nusa Tenggara Barat | 5.417 | 5.417 | 5.500 | 5.500 | 5.500 | 5.500 | 5.313 |
| Nusa Tenggara Timur | 5.550 | 5.850 | 5.750 | 5.800 | 5.800 | 5.850 | 5.558 |
| Kalimantan Barat | 5.167 | 5.167 | 5.278 | 5.389 | 5.444 | 5.422 | 5.172 |
| Kalimantan Tengah | 4.609 | 4.700 | 4.655 | 4.655 | 4.655 | 4.791 | 4.599 |
| Kalimantan Selatan | 4.460 | 4.493 | 4.527 | 4.533 | 4.533 | 4.533 | 4.448 |
| Kalimantan Timur | 4.800 | 4.850 | 4.950 | 4.950 | 4.950 | 5.000 | 4.738 |
| Sulawesi Utara | 5.389 | 5.389 | 5.389 | 5.389 | 5.389 | 5.389 | 5.336 |
| Sulawesi Tengah | 5.095 | 4.937 | 4.989 | 5.016 | 4.966 | 4.966 | 4.926 |
| Sulawesi Selatan | 5.667 | 5.667 | 5.875 | 5.875 | 5.875 | 5.792 | 5.656 |
| Sulawesi Tenggara | 5.000 | 5.000 | 5.000 | 5.000 | 5.000 | 5.000 | 4.977 |
| Gorontalo | 5.139 | 5.028 | 5.028 | 5.306 | 5.306 | 5.306 | 5.097 |
| Sulawesi Barat | 5.292 | 5.458 | 5.458 | 5.333 | 5.333 | 5.333 | 5.219 |
| Maluku | 5.950 | 5.950 | 5.950 | 6.150 | 6.150 | 6.150 | 5.921 |
| Maluku Utara | 6.750 | 6.750 | 6.750 | 6.750 | 6.750 | 6.750 | 6.465 |
| Papua Barat | 6.200 | 7.200 | 7.600 | 7.800 | 7.800 | 7.800 | 6.750 |
| Papua | 5.650 | 5.600 | 5.800 | 5.800 | 5.800 | 5.650 | 5.617 |
| Nasional | 5.024 | 5.097 | 5.148 | 5.189 | 5.198 | 5.198 | 4.975 |

Tabel 1.3
Harga Konsumen Perdesaan Kelompok Bahan Makanan, 2008
Tepung Terigu (Rp/Kg)

| Provinsi | Januari | Februari | Maret | April | Mei | Juni |
|--------------------------|--------------|--------------|--------------|--------------|--------------|--------------|
| (1) | (2) | (3) | (4) | (5) | (6) | (7) |
| Nanggroe Aceh Darussalam | 7.121 | 7.407 | 7.729 | 7.729 | 7.729 | 7.786 |
| Sumatera Utara | 7.115 | 7.206 | 7.289 | 7.370 | 7.433 | 7.520 |
| Sumatera Barat | 6.848 | 7.093 | 7.148 | 7.181 | 7.181 | 7.381 |
| Riau | 7.405 | 7.643 | 7.786 | 7.810 | 7.905 | 7.952 |
| Jambi | 6.581 | 7.156 | 7.156 | 7.344 | 7.750 | 7.844 |
| Sumatera Selatan | 6.770 | 7.009 | 7.291 | 7.257 | 7.365 | 7.617 |
| Bengkulu | 7.129 | 7.335 | 7.365 | 7.512 | 7.535 | 7.718 |
| Lampung | 7.072 | 7.439 | 7.592 | 7.578 | 7.700 | 7.756 |
| Bangka Belitung | 6.917 | 7.125 | 7.167 | 7.167 | 7.396 | 7.292 |
| Kepulauan Riau | 6.980 | 7.460 | 7.660 | 7.840 | 7.830 | 7.900 |
| Jawa Barat | 6.924 | 7.124 | 7.357 | 7.438 | 7.467 | 7.528 |
| Jawa Tengah | 6.789 | 6.971 | 7.097 | 7.126 | 7.155 | 7.247 |
| D. I. Yogyakarta | 6.775 | 6.917 | 7.229 | 7.229 | 7.329 | 7.346 |
| Jawa Timur | 6.665 | 6.963 | 7.115 | 7.220 | 7.312 | 7.388 |
| Banten | 6.720 | 7.160 | 7.396 | 7.524 | 7.612 | 7.780 |
| Bali | 6.478 | 6.750 | 6.875 | 7.047 | 7.228 | 7.384 |
| Nusa Tenggara Barat | 7.627 | 7.655 | 7.700 | 7.700 | 7.700 | 7.745 |
| Nusa Tenggara Timur | 6.833 | 6.926 | 7.148 | 7.204 | 7.500 | 7.815 |
| Kalimantan Barat | 6.929 | 7.067 | 7.292 | 7.417 | 7.479 | 7.504 |
| Kalimantan Tengah | 7.679 | 8.029 | 8.411 | 8.429 | 8.464 | 8.800 |
| Kalimantan Selatan | 7.288 | 7.488 | 7.692 | 7.638 | 8.162 | 8.192 |
| Kalimantan Timur | 8.813 | 8.781 | 8.781 | 9.281 | 9.406 | 9.469 |
| Sulawesi Utara | 7.344 | 7.781 | 7.906 | 7.859 | 7.859 | 8.188 |
| Sulawesi Tengah | 7.724 | 7.753 | 7.761 | 7.839 | 7.961 | 8.016 |
| Sulawesi Selatan | 7.557 | 7.687 | 7.730 | 7.513 | 7.513 | 8.022 |
| Sulawesi Tenggara | 7.130 | 7.196 | 7.478 | 7.583 | 7.496 | 7.626 |
| Gorontalo | 7.111 | 7.167 | 7.389 | 7.389 | 7.361 | 7.489 |
| Sulawesi Barat | 7.368 | 7.868 | 7.984 | 7.980 | 8.059 | 8.086 |
| Maluku | 8.588 | 8.618 | 8.618 | 8.853 | 8.912 | 8.912 |
| Maluku Utara | 9.133 | 9.133 | 9.400 | 9.400 | 9.400 | 9.533 |
| Papua Barat | 8.000 | 8.056 | 8.500 | 8.500 | 8.889 | 9.000 |
| Papua | 9.083 | 9.250 | 9.229 | 9.229 | 9.354 | 9.479 |
| Nasional | 7.328 | 7.538 | 7.696 | 7.756 | 7.858 | 7.979 |

Tabel 1.3: Lanjutan

| Provinsi | Juli | Agustus | September | Oktober | November | Desember | Rata-rata |
|--------------------------|--------------|----------------|------------------|----------------|-----------------|-----------------|------------------|
| (1) | (8) | (9) | (10) | (11) | (12) | (13) | (14) |
| Nanggroe Aceh Darussalam | 7.836 | 7.907 | 7.907 | 7.907 | 7.893 | 7.893 | 7.737 |
| Sumatera Utara | 7.770 | 7.796 | 7.800 | 7.780 | 7.735 | 7.733 | 7.546 |
| Sumatera Barat | 7.437 | 7.456 | 7.659 | 7.585 | 7.567 | 7.530 | 7.339 |
| Riau | 8.000 | 8.095 | 8.333 | 8.381 | 8.357 | 8.214 | 7.990 |
| Jambi | 7.931 | 7.935 | 7.935 | 7.854 | 7.885 | 7.885 | 7.605 |
| Sumatera Selatan | 7.674 | 7.609 | 7.587 | 7.552 | 7.500 | 7.500 | 7.394 |
| Bengkulu | 7.776 | 8.253 | 8.371 | 8.135 | 8.135 | 8.194 | 7.788 |
| Lampung | 7.794 | 7.850 | 7.961 | 7.989 | 7.833 | 7.850 | 7.701 |
| Bangka Belitung | 7.283 | 7.375 | 7.500 | 7.521 | 7.688 | 7.667 | 7.341 |
| Kepulauan Riau | 7.950 | 7.950 | 8.000 | 7.950 | 7.950 | 7.870 | 7.778 |
| Jawa Barat | 7.525 | 7.550 | 7.564 | 7.512 | 7.442 | 7.395 | 7.402 |
| Jawa Tengah | 7.237 | 7.228 | 7.258 | 7.239 | 7.142 | 7.112 | 7.133 |
| D. I. Yogyakarta | 7.363 | 7.479 | 7.471 | 7.354 | 7.258 | 7.283 | 7.253 |
| Jawa Timur | 7.402 | 7.447 | 7.463 | 7.447 | 7.427 | 7.346 | 7.266 |
| Banten | 7.788 | 7.792 | 7.872 | 7.972 | 8.024 | 7.992 | 7.636 |
| Bali | 7.416 | 7.447 | 7.438 | 7.313 | 7.313 | 7.291 | 7.165 |
| Nusa Tenggara Barat | 7.745 | 7.745 | 7.745 | 7.745 | 7.700 | 7.655 | 7.705 |
| Nusa Tenggara Timur | 7.667 | 7.685 | 7.685 | 8.444 | 8.444 | 8.426 | 7.648 |
| Kalimantan Barat | 7.550 | 7.458 | 7.500 | 7.417 | 7.433 | 7.429 | 7.373 |
| Kalimantan Tengah | 8.800 | 8.586 | 8.604 | 8.871 | 8.864 | 8.882 | 8.535 |
| Kalimantan Selatan | 8.219 | 8.212 | 8.235 | 8.431 | 8.396 | 8.396 | 8.029 |
| Kalimantan Timur | 9.656 | 9.656 | 9.750 | 9.688 | 9.750 | 9.750 | 9.398 |
| Sulawesi Utara | 8.188 | 8.156 | 8.156 | 8.156 | 8.156 | 8.156 | 7.992 |
| Sulawesi Tengah | 8.177 | 8.145 | 8.161 | 8.194 | 8.226 | 8.177 | 8.011 |
| Sulawesi Selatan | 8.174 | 8.087 | 8.196 | 8.152 | 8.196 | 8.087 | 7.909 |
| Sulawesi Tenggara | 7.626 | 7.626 | 7.626 | 7.626 | 7.637 | 7.604 | 7.521 |
| Gorontalo | 7.517 | 7.472 | 7.528 | 7.556 | 7.556 | 7.528 | 7.422 |
| Sulawesi Barat | 8.086 | 8.086 | 8.086 | 8.059 | 8.059 | 8.059 | 7.982 |
| Maluku | 8.912 | 8.912 | 9.265 | 9.441 | 9.441 | 9.441 | 8.993 |
| Maluku Utara | 9.533 | 9.533 | 9.533 | 9.600 | 9.467 | 9.467 | 9.428 |
| Papua Barat | 9.111 | 9.111 | 9.222 | 9.222 | 9.333 | 9.333 | 8.856 |
| Papua | 9.729 | 9.833 | 9.813 | 9.813 | 9.813 | 9.708 | 9.528 |
| Nasional | 8.027 | 8.046 | 8.101 | 8.122 | 8.113 | 8.089 | 7.888 |

Tabel 1.4
Harga Konsumen Perdesaan Kelompok Bahan Makanan, 2008
Jagung Pipilan/Pocelan (Rp/Kg)

| Provinsi | Januari | Februari | Maret | April | Mei | Juni |
|--------------------------|--------------|--------------|--------------|--------------|--------------|--------------|
| (1) | (2) | (3) | (4) | (5) | (6) | (7) |
| Nanggroe Aceh Darussalam | 4.000 | 4.000 | 4.250 | 4.500 | 4.500 | 4.500 |
| Sumatera Utara | 2.947 | 3.008 | 3.053 | 3.056 | 3.138 | 3.153 |
| Sumatera Barat | 2.175 | 2.320 | 2.365 | 2.370 | 2.375 | 2.440 |
| Riau | 3.833 | 3.833 | 3.917 | 4.000 | 4.000 | 4.000 |
| Jambi | 3.250 | 3.375 | 3.375 | 3.375 | 3.425 | 3.425 |
| Sumatera Selatan | 3.888 | 3.975 | 3.950 | 3.688 | 3.700 | 3.813 |
| Bengkulu | 3.093 | 3.093 | 3.093 | 3.129 | 3.243 | 4.100 |
| Lampung | 2.389 | 2.422 | 2.311 | 2.500 | 2.478 | 2.744 |
| Bangka Belitung | 4.063 | 4.063 | 4.063 | 4.188 | 4.313 | 4.375 |
| Kepulauan Riau | 3.750 | 3.750 | 3.750 | 3.750 | 3.750 | 3.875 |
| Jawa Barat | 3.071 | 3.090 | 3.125 | 3.240 | 3.244 | 3.533 |
| Jawa Tengah | 2.332 | 2.364 | 2.311 | 2.340 | 2.401 | 2.532 |
| D. I. Yogyakarta | 2.250 | 2.258 | 2.292 | 2.242 | 2.177 | 2.288 |
| Jawa Timur | 2.395 | 2.354 | 2.267 | 2.310 | 2.397 | 2.578 |
| Banten | 3.292 | 3.317 | 3.317 | 3.317 | 3.317 | 3.317 |
| Bali | 3.176 | 3.312 | 3.312 | 3.365 | 3.453 | 3.618 |
| Nusa Tenggara Barat | 2.844 | 3.431 | 4.100 | 4.225 | 4.231 | 4.219 |
| Nusa Tenggara Timur | 2.886 | 2.705 | 2.523 | 2.432 | 2.341 | 2.523 |
| Kalimantan Barat | 3.500 | 3.600 | 3.600 | 3.600 | 3.600 | 3.600 |
| Kalimantan Tengah | 5.500 | 5.500 | 5.500 | 5.500 | 5.500 | 5.500 |
| Kalimantan Selatan | 3.625 | 3.625 | 3.625 | 3.925 | 3.925 | 3.925 |
| Kalimantan Timur | 3.722 | 3.722 | 3.778 | 3.667 | 3.667 | 3.778 |
| Sulawesi Utara | 2.591 | 2.632 | 2.632 | 2.614 | 2.614 | 2.755 |
| Sulawesi Tengah | 2.967 | 2.967 | 3.054 | 2.977 | 3.054 | 2.992 |
| Sulawesi Selatan | 2.338 | 2.338 | 2.263 | 2.379 | 2.338 | 2.300 |
| Sulawesi Tenggara | 2.800 | 2.820 | 2.754 | 2.668 | 2.699 | 2.743 |
| Gorontalo | 2.775 | 2.589 | 2.683 | 2.683 | 2.769 | 2.840 |
| Sulawesi Barat | 2.690 | 2.690 | 2.750 | 2.725 | 2.725 | 2.775 |
| Maluku | 5.333 | 5.333 | 5.333 | 5.333 | 5.333 | 5.333 |
| Maluku Utara | 4.250 | 4.250 | 4.250 | 4.250 | 4.250 | 4.625 |
| Papua Barat | 5.000 | 4.750 | 4.500 | 4.500 | 4.750 | 4.750 |
| Papua | 4.643 | 4.786 | 4.214 | 4.214 | 4.929 | 4.929 |
| Nasional | 3.355 | 3.383 | 3.385 | 3.408 | 3.457 | 3.559 |

Tabel 1.4: Lanjutan

| Provinsi | Juli | Agustus | September | Oktober | November | Desember | Rata-rata |
|--------------------------|--------------|----------------|------------------|----------------|-----------------|-----------------|------------------|
| (1) | (8) | (9) | (10) | (11) | (12) | (13) | (14) |
| Nanggroe Aceh Darussalam | 4.500 | 4.500 | 4.500 | 4.500 | 4.500 | 4.500 | 4.396 |
| Sumatera Utara | 3.250 | 3.266 | 3.241 | 3.103 | 3.006 | 3.000 | 3.102 |
| Sumatera Barat | 2.465 | 2.510 | 2.615 | 2.775 | 2.810 | 2.790 | 2.501 |
| Riau | 4.417 | 4.417 | 4.500 | 4.500 | 4.500 | 4.500 | 4.201 |
| Jambi | 3.425 | 3.800 | 3.800 | 3.800 | 3.800 | 3.800 | 3.554 |
| Sumatera Selatan | 3.813 | 3.813 | 3.813 | 3.938 | 3.938 | 3.938 | 3.855 |
| Bengkulu | 4.243 | 4.243 | 4.243 | 4.243 | 4.243 | 4.243 | 3.767 |
| Lampung | 2.800 | 2.967 | 3.022 | 3.111 | 3.167 | 3.222 | 2.761 |
| Bangka Belitung | 4.500 | 4.500 | 4.500 | 4.500 | 4.500 | 4.500 | 4.339 |
| Kepulauan Riau | 3.925 | 3.925 | 3.925 | 3.925 | 3.925 | 4.050 | 3.858 |
| Jawa Barat | 3.610 | 3.640 | 3.660 | 3.656 | 3.679 | 3.679 | 3.436 |
| Jawa Tengah | 2.738 | 2.793 | 2.814 | 2.791 | 2.700 | 2.681 | 2.567 |
| D. I. Yogyakarta | 2.427 | 2.508 | 2.627 | 2.688 | 2.377 | 2.288 | 2.369 |
| Jawa Timur | 2.978 | 2.992 | 2.977 | 2.856 | 2.625 | 2.532 | 2.605 |
| Banten | 3.400 | 3.400 | 3.400 | 3.400 | 3.567 | 3.400 | 3.370 |
| Bali | 3.941 | 4.062 | 4.097 | 4.138 | 4.109 | 4.109 | 3.724 |
| Nusa Tenggara Barat | 4.250 | 4.506 | 4.319 | 4.319 | 4.256 | 4.256 | 4.080 |
| Nusa Tenggara Timur | 2.636 | 2.727 | 2.500 | 2.727 | 2.818 | 3.023 | 2.653 |
| Kalimantan Barat | 3.600 | 3.800 | 3.800 | 3.800 | 3.800 | 3.800 | 3.675 |
| Kalimantan Tengah | 5.500 | 5.500 | 5.500 | 5.500 | 5.500 | 5.500 | 5.500 |
| Kalimantan Selatan | 4.050 | 4.050 | 4.425 | 4.425 | 4.425 | 4.425 | 4.038 |
| Kalimantan Timur | 3.778 | 3.778 | 3.778 | 3.778 | 3.778 | 3.800 | 3.752 |
| Sulawesi Utara | 2.755 | 2.914 | 2.914 | 2.936 | 2.936 | 2.773 | 2.755 |
| Sulawesi Tengah | 2.938 | 2.900 | 2.900 | 2.938 | 2.938 | 2.900 | 2.961 |
| Sulawesi Selatan | 2.358 | 2.358 | 2.525 | 2.525 | 2.525 | 2.567 | 2.401 |
| Sulawesi Tenggara | 2.863 | 2.894 | 2.904 | 2.904 | 2.919 | 2.988 | 2.829 |
| Gorontalo | 2.876 | 2.818 | 2.818 | 2.889 | 2.704 | 2.704 | 2.762 |
| Sulawesi Barat | 2.975 | 3.000 | 2.900 | 3.000 | 3.063 | 3.113 | 2.867 |
| Maluku | 5.333 | 5.333 | 5.333 | 5.333 | 5.333 | 5.333 | 5.333 |
| Maluku Utara | 4.625 | 4.625 | 4.625 | 4.625 | 4.625 | 4.625 | 4.469 |
| Papua Barat | 5.250 | 5.250 | 5.250 | 5.250 | 5.250 | 5.250 | 4.979 |
| Papua | 5.000 | 4.857 | 4.857 | 5.000 | 5.429 | 5.571 | 4.869 |
| Nasional | 3.663 | 3.708 | 3.721 | 3.746 | 3.742 | 3.746 | 3.573 |

Tabel 1.5
Harga Konsumen Perdesaan Kelompok Bahan Makanan, 2008
Mie Basah (Rp/Kg)

| Provinsi | Januari | Februari | Maret | April | Mei | Juni |
|--------------------------|--------------|--------------|--------------|--------------|--------------|--------------|
| (1) | (2) | (3) | (4) | (5) | (6) | (7) |
| Nanggroe Aceh Darussalam | 4.917 | 4.958 | 5.292 | 5.292 | 5.292 | 5.625 |
| Sumatera Utara | 5.391 | 5.409 | 5.409 | 5.427 | 5.427 | 5.727 |
| Sumatera Barat | 7.450 | 7.450 | 7.700 | 7.700 | 7.700 | 7.700 |
| Riau | 7.500 | 7.500 | 7.500 | 7.500 | 7.500 | 7.500 |
| Jambi | 4.750 | 4.750 | 4.750 | 4.750 | 4.750 | 5.000 |
| Sumatera Selatan | 5.846 | 5.923 | 6.077 | 6.077 | 6.077 | 6.115 |
| Bengkulu | 4.333 | 4.333 | 4.667 | 5.333 | 5.667 | 6.000 |
| Lampung | 7.018 | 7.018 | 7.518 | 7.609 | 7.791 | 8.091 |
| Bangka Belitung | 7.828 | 7.891 | 7.891 | 7.922 | 8.328 | 8.241 |
| Kepulauan Riau | 6.667 | 6.667 | 6.667 | 6.667 | 6.667 | 7.000 |
| Jawa Barat | 4.906 | 4.947 | 5.036 | 5.117 | 5.349 | 5.486 |
| Jawa Tengah | 5.499 | 5.570 | 5.623 | 5.623 | 5.721 | 5.896 |
| D. I. Yogyakarta | 4.417 | 4.417 | 4.588 | 4.879 | 4.879 | 4.963 |
| Jawa Timur | 5.674 | 5.713 | 5.818 | 5.874 | 5.952 | 5.977 |
| Banten | 6.091 | 6.218 | 6.309 | 6.309 | 6.218 | 6.245 |
| Bali | 3.300 | 3.300 | 3.300 | 3.300 | 3.300 | 3.625 |
| Nusa Tenggara Barat | 4.375 | 4.375 | 4.375 | 4.375 | 4.375 | 4.500 |
| Nusa Tenggara Timur | 3.750 | 3.500 | 4.000 | 4.000 | 4.000 | 4.000 |
| Kalimantan Barat | 7.250 | 7.292 | 7.292 | 7.292 | 7.292 | 7.292 |
| Kalimantan Tengah | 6.167 | 6.167 | 6.167 | 6.167 | 6.500 | 6.500 |
| Kalimantan Selatan | 7.100 | 7.100 | 7.100 | 7.100 | 7.100 | 7.521 |
| Kalimantan Timur | 7.292 | 7.292 | 7.292 | 7.417 | 7.417 | 7.467 |
| Sulawesi Utara | 5.167 | 5.542 | 5.708 | 6.208 | 6.292 | 6.417 |
| Sulawesi Tengah | 5.833 | 6.000 | 6.111 | 6.111 | 6.111 | 6.328 |
| Sulawesi Selatan | 6.667 | 7.000 | 7.000 | 7.444 | 7.889 | 7.944 |
| Sulawesi Tenggara | - | - | - | - | - | - |
| Gorontalo | 6.500 | 6.833 | 7.500 | 7.500 | 7.500 | 8.000 |
| Sulawesi Barat | - | - | - | - | - | - |
| Maluku | 6.417 | 6.417 | 6.833 | 6.833 | 6.833 | 6.833 |
| Maluku Utara | 7.500 | 7.500 | 7.500 | 7.500 | 7.500 | 7.500 |
| Papua Barat | - | - | - | - | - | - |
| Papua | 7.500 | 7.750 | 7.750 | 7.750 | 7.750 | 7.792 |
| Nasional | 5.969 | 6.029 | 6.165 | 6.244 | 6.316 | 6.458 |

Tabel 1.5: Lanjutan

| Provinsi | Juli | Agustus | September | Oktober | November | Desember | Rata-rata |
|--------------------------|--------------|----------------|------------------|----------------|-----------------|-----------------|------------------|
| (1) | (8) | (9) | (10) | (11) | (12) | (13) | (14) |
| Nanggroe Aceh Darussalam | 5.500 | 5.708 | 5.708 | 5.708 | 5.708 | 5.708 | 5.451 |
| Sumatera Utara | 6.000 | 6.000 | 6.227 | 6.409 | 6.409 | 6.409 | 5.854 |
| Sumatera Barat | 7.700 | 7.700 | 7.950 | 7.950 | 7.950 | 7.950 | 7.742 |
| Riau | 7.500 | 7.500 | 8.000 | 8.000 | 8.000 | 8.000 | 7.667 |
| Jambi | 5.025 | 5.150 | 5.150 | 5.150 | 5.150 | 5.150 | 4.960 |
| Sumatera Selatan | 6.269 | 6.269 | 6.423 | 6.615 | 6.615 | 6.615 | 6.244 |
| Bengkulu | 6.000 | 6.000 | 6.000 | 6.333 | 6.333 | 6.333 | 5.611 |
| Lampung | 8.091 | 7.955 | 8.409 | 8.455 | 8.455 | 8.455 | 7.905 |
| Bangka Belitung | 8.475 | 8.288 | 8.288 | 8.350 | 8.313 | 8.281 | 8.174 |
| Kepulauan Riau | 7.000 | 7.000 | 7.000 | 7.667 | 8.667 | 8.667 | 7.194 |
| Jawa Barat | 5.520 | 5.563 | 5.606 | 5.649 | 5.571 | 5.557 | 5.359 |
| Jawa Tengah | 5.926 | 6.072 | 6.148 | 6.213 | 6.213 | 6.146 | 5.887 |
| D. I. Yogyakarta | 5.046 | 5.046 | 5.046 | 5.046 | 5.046 | 5.046 | 4.868 |
| Jawa Timur | 6.048 | 6.052 | 6.100 | 6.217 | 6.238 | 6.194 | 5.988 |
| Banten | 6.245 | 6.245 | 6.245 | 6.245 | 6.245 | 6.245 | 6.239 |
| Bali | 3.625 | 3.625 | 3.625 | 3.750 | 3.875 | 3.875 | 3.542 |
| Nusa Tenggara Barat | 4.500 | 4.500 | 4.500 | 4.500 | 4.500 | 4.500 | 4.448 |
| Nusa Tenggara Timur | 3.500 | 3.500 | 3.500 | 3.500 | 4.000 | 4.000 | 3.771 |
| Kalimantan Barat | 7.375 | 7.375 | 7.458 | 7.458 | 7.458 | 7.458 | 7.358 |
| Kalimantan Tengah | 6.500 | 6.500 | 6.500 | 6.500 | 6.500 | 6.500 | 6.389 |
| Kalimantan Selatan | 7.688 | 7.688 | 7.688 | 7.688 | 7.688 | 7.688 | 7.429 |
| Kalimantan Timur | 7.625 | 8.417 | 8.667 | 8.667 | 8.667 | 8.667 | 7.907 |
| Sulawesi Utara | 6.417 | 6.417 | 6.417 | 6.417 | 6.417 | 6.417 | 6.153 |
| Sulawesi Tengah | 6.328 | 6.661 | 6.661 | 6.661 | 6.661 | 6.772 | 6.353 |
| Sulawesi Selatan | 7.944 | 7.944 | 7.944 | 7.944 | 7.944 | 7.944 | 7.634 |
| Sulawesi Tenggara | - | - | - | - | - | - | - |
| Gorontalo | 8.000 | 8.000 | 8.000 | 8.500 | 8.500 | 8.500 | 7.778 |
| Sulawesi Barat | - | - | - | - | - | - | - |
| Maluku | 6.833 | 6.833 | 6.833 | 6.833 | 6.833 | 6.833 | 6.764 |
| Maluku Utara | 7.500 | 7.500 | 7.500 | 7.500 | 7.500 | 7.500 | 7.500 |
| Papua Barat | - | - | - | - | - | - | - |
| Papua | 7.833 | 8.167 | 8.167 | 8.167 | 8.583 | 8.583 | 7.983 |
| Nasional | 6.483 | 6.540 | 6.612 | 6.693 | 6.760 | 6.758 | 6.419 |

Tabel 1.6
Harga Konsumen Perdesaan Kelompok Bahan Makanan, 2008
Mie Instan (Rp/Bungkus)

| Provinsi | Januari | Februari | Maret | April | Mei | Juni |
|--------------------------|--------------|--------------|--------------|--------------|--------------|--------------|
| (1) | (2) | (3) | (4) | (5) | (6) | (7) |
| Nanggroe Aceh Darussalam | 1.085 | 1.154 | 1.246 | 1.243 | 1.248 | 1.298 |
| Sumatera Utara | 1.079 | 1.096 | 1.140 | 1.185 | 1.209 | 1.271 |
| Sumatera Barat | 1.103 | 1.117 | 1.165 | 1.184 | 1.187 | 1.220 |
| Riau | 1.329 | 1.338 | 1.411 | 1.430 | 1.435 | 1.459 |
| Jambi | 1.220 | 1.228 | 1.298 | 1.318 | 1.346 | 1.374 |
| Sumatera Selatan | 1.112 | 1.140 | 1.182 | 1.208 | 1.210 | 1.240 |
| Bengkulu | 1.114 | 1.171 | 1.205 | 1.301 | 1.332 | 1.338 |
| Lampung | 1.091 | 1.117 | 1.126 | 1.153 | 1.186 | 1.188 |
| Bangka Belitung | 1.271 | 1.285 | 1.298 | 1.314 | 1.362 | 1.353 |
| Kepulauan Riau | 1.133 | 1.189 | 1.186 | 1.203 | 1.209 | 1.250 |
| Jawa Barat | 1.004 | 1.017 | 1.074 | 1.098 | 1.122 | 1.155 |
| Jawa Tengah | 1.027 | 1.038 | 1.076 | 1.107 | 1.123 | 1.141 |
| D. I. Yogyakarta | 1.004 | 1.051 | 1.093 | 1.097 | 1.105 | 1.125 |
| Jawa Timur | 1.023 | 1.049 | 1.103 | 1.139 | 1.162 | 1.189 |
| Banten | 1.016 | 1.030 | 1.078 | 1.128 | 1.150 | 1.194 |
| Bali | 1.152 | 1.152 | 1.200 | 1.243 | 1.268 | 1.329 |
| Nusa Tenggara Barat | 1.153 | 1.167 | 1.168 | 1.211 | 1.229 | 1.238 |
| Nusa Tenggara Timur | 1.307 | 1.349 | 1.369 | 1.405 | 1.405 | 1.409 |
| Kalimantan Barat | 1.205 | 1.209 | 1.221 | 1.249 | 1.263 | 1.272 |
| Kalimantan Tengah | 1.235 | 1.250 | 1.274 | 1.297 | 1.339 | 1.412 |
| Kalimantan Selatan | 1.124 | 1.124 | 1.159 | 1.179 | 1.189 | 1.202 |
| Kalimantan Timur | 1.299 | 1.299 | 1.342 | 1.342 | 1.360 | 1.380 |
| Sulawesi Utara | 1.083 | 1.130 | 1.168 | 1.206 | 1.218 | 1.267 |
| Sulawesi Tengah | 1.218 | 1.248 | 1.302 | 1.302 | 1.334 | 1.342 |
| Sulawesi Selatan | 1.104 | 1.128 | 1.172 | 1.180 | 1.214 | 1.226 |
| Sulawesi Tenggara | 1.116 | 1.145 | 1.205 | 1.208 | 1.223 | 1.236 |
| Gorontalo | 1.185 | 1.185 | 1.232 | 1.232 | 1.273 | 1.291 |
| Sulawesi Barat | 1.175 | 1.200 | 1.271 | 1.314 | 1.334 | 1.338 |
| Maluku | 1.340 | 1.379 | 1.379 | 1.439 | 1.439 | 1.454 |
| Maluku Utara | 1.371 | 1.377 | 1.426 | 1.413 | 1.438 | 1.521 |
| Papua Barat | 1.535 | 1.535 | 1.535 | 1.535 | 1.680 | 1.713 |
| Papua | 1.698 | 1.707 | 1.719 | 1.725 | 1.740 | 1.819 |
| Nasional | 1.185 | 1.206 | 1.244 | 1.268 | 1.292 | 1.320 |

Tabel 1.6: Lanjutan

| Provinsi | Juli | Agustus | September | Oktober | November | Desember | Rata-rata |
|--------------------------|--------------|----------------|------------------|----------------|-----------------|-----------------|------------------|
| (1) | (8) | (9) | (10) | (11) | (12) | (13) | (14) |
| Nanggroe Aceh Darussalam | 1.291 | 1.298 | 1.307 | 1.307 | 1.307 | 1.320 | 1.259 |
| Sumatera Utara | 1.285 | 1.324 | 1.324 | 1.335 | 1.345 | 1.363 | 1.246 |
| Sumatera Barat | 1.220 | 1.221 | 1.228 | 1.228 | 1.244 | 1.244 | 1.197 |
| Riau | 1.471 | 1.455 | 1.484 | 1.484 | 1.486 | 1.486 | 1.439 |
| Jambi | 1.385 | 1.427 | 1.427 | 1.427 | 1.417 | 1.417 | 1.357 |
| Sumatera Selatan | 1.248 | 1.248 | 1.272 | 1.279 | 1.289 | 1.311 | 1.228 |
| Bengkulu | 1.353 | 1.353 | 1.348 | 1.361 | 1.368 | 1.372 | 1.301 |
| Lampung | 1.219 | 1.243 | 1.251 | 1.251 | 1.235 | 1.246 | 1.192 |
| Bangka Belitung | 1.357 | 1.367 | 1.367 | 1.367 | 1.396 | 1.378 | 1.343 |
| Kepulauan Riau | 1.250 | 1.250 | 1.256 | 1.258 | 1.267 | 1.267 | 1.227 |
| Jawa Barat | 1.162 | 1.165 | 1.173 | 1.172 | 1.162 | 1.167 | 1.123 |
| Jawa Tengah | 1.154 | 1.155 | 1.159 | 1.161 | 1.162 | 1.167 | 1.123 |
| D. I. Yogyakarta | 1.166 | 1.163 | 1.163 | 1.160 | 1.166 | 1.172 | 1.122 |
| Jawa Timur | 1.202 | 1.207 | 1.209 | 1.214 | 1.216 | 1.216 | 1.161 |
| Banten | 1.219 | 1.222 | 1.222 | 1.228 | 1.240 | 1.243 | 1.164 |
| Bali | 1.361 | 1.372 | 1.374 | 1.367 | 1.371 | 1.377 | 1.297 |
| Nusa Tenggara Barat | 1.238 | 1.262 | 1.262 | 1.301 | 1.302 | 1.302 | 1.236 |
| Nusa Tenggara Timur | 1.417 | 1.425 | 1.478 | 1.490 | 1.547 | 1.547 | 1.429 |
| Kalimantan Barat | 1.276 | 1.278 | 1.279 | 1.283 | 1.283 | 1.292 | 1.259 |
| Kalimantan Tengah | 1.412 | 1.428 | 1.428 | 1.441 | 1.441 | 1.441 | 1.367 |
| Kalimantan Selatan | 1.215 | 1.215 | 1.209 | 1.242 | 1.242 | 1.244 | 1.195 |
| Kalimantan Timur | 1.386 | 1.380 | 1.382 | 1.382 | 1.382 | 1.384 | 1.360 |
| Sulawesi Utara | 1.270 | 1.286 | 1.286 | 1.295 | 1.295 | 1.295 | 1.233 |
| Sulawesi Tengah | 1.352 | 1.362 | 1.369 | 1.373 | 1.377 | 1.385 | 1.330 |
| Sulawesi Selatan | 1.262 | 1.302 | 1.308 | 1.298 | 1.330 | 1.330 | 1.238 |
| Sulawesi Tenggara | 1.264 | 1.264 | 1.264 | 1.279 | 1.282 | 1.289 | 1.231 |
| Gorontalo | 1.318 | 1.339 | 1.339 | 1.348 | 1.350 | 1.350 | 1.287 |
| Sulawesi Barat | 1.343 | 1.350 | 1.348 | 1.375 | 1.379 | 1.379 | 1.317 |
| Maluku | 1.491 | 1.491 | 1.534 | 1.550 | 1.539 | 1.539 | 1.465 |
| Maluku Utara | 1.548 | 1.548 | 1.548 | 1.548 | 1.560 | 1.560 | 1.488 |
| Papua Barat | 1.713 | 1.730 | 1.730 | 1.730 | 1.785 | 1.785 | 1.667 |
| Papua | 1.840 | 1.863 | 1.889 | 1.854 | 1.898 | 1.907 | 1.805 |
| Nasional | 1.334 | 1.344 | 1.351 | 1.356 | 1.365 | 1.368 | 1.303 |

Tabel 1.7
Harga Konsumen Perdesaan Kelompok Bahan Makanan, 2008
Mie Telur Kering (Rp/Bungkus)

| Provinsi | Januari | Februari | Maret | April | Mei | Juni |
|--------------------------|--------------|--------------|--------------|--------------|--------------|--------------|
| (1) | (2) | (3) | (4) | (5) | (6) | (7) |
| Nanggroe Aceh Darussalam | 4.500 | 5.000 | 5.000 | 5.000 | 5.000 | 5.500 |
| Sumatera Utara | 4.333 | 4.367 | 4.417 | 4.550 | 4.617 | 4.817 |
| Sumatera Barat | 2.580 | 2.580 | 2.580 | 2.580 | 2.650 | 2.780 |
| Riau | 2.607 | 2.679 | 2.679 | 2.764 | 2.764 | 2.764 |
| Jambi | 2.667 | 2.667 | 2.750 | 2.667 | 2.667 | 2.667 |
| Sumatera Selatan | 2.067 | 2.192 | 2.192 | 2.233 | 2.233 | 2.233 |
| Bengkulu | 4.300 | 4.300 | 4.500 | 4.600 | 4.600 | 4.800 |
| Lampung | 2.671 | 2.779 | 2.779 | 2.964 | 2.964 | 2.964 |
| Bangka Belitung | 3.267 | 3.333 | 3.333 | 3.400 | 3.633 | 3.633 |
| Kepulauan Riau | 2.027 | 2.027 | 2.045 | 2.109 | 2.109 | 2.264 |
| Jawa Barat | 3.306 | 3.328 | 3.358 | 3.374 | 3.474 | 3.538 |
| Jawa Tengah | 4.055 | 4.071 | 4.097 | 4.114 | 4.160 | 4.211 |
| D. I. Yogyakarta | 3.082 | 3.173 | 3.282 | 3.282 | 3.282 | 3.327 |
| Jawa Timur | 4.065 | 4.138 | 4.190 | 4.230 | 4.290 | 4.360 |
| Banten | 2.529 | 2.588 | 2.559 | 2.576 | 2.668 | 2.726 |
| Bali | 2.682 | 2.682 | 2.795 | 2.845 | 2.936 | 2.959 |
| Nusa Tenggara Barat | 4.167 | 4.167 | 4.333 | 4.500 | 4.500 | 4.333 |
| Nusa Tenggara Timur | 3.583 | 3.583 | 3.583 | 3.625 | 3.625 | 3.625 |
| Kalimantan Barat | 3.011 | 3.011 | 3.050 | 3.094 | 3.206 | 3.200 |
| Kalimantan Tengah | 3.571 | 3.607 | 3.607 | 3.679 | 3.571 | 3.657 |
| Kalimantan Selatan | 2.263 | 2.263 | 2.304 | 2.304 | 2.379 | 2.425 |
| Kalimantan Timur | 3.729 | 3.729 | 3.729 | 3.757 | 3.757 | 3.814 |
| Sulawesi Utara | 5.563 | 5.625 | 5.750 | 5.750 | 5.750 | 5.813 |
| Sulawesi Tengah | 3.267 | 3.353 | 3.353 | 3.420 | 3.487 | 3.642 |
| Sulawesi Selatan | 4.550 | 4.550 | 4.550 | 4.550 | 4.700 | 4.700 |
| Sulawesi Tenggara | 3.273 | 3.273 | 3.282 | 3.305 | 3.532 | 3.645 |
| Gorontalo | 5.338 | 5.338 | 5.338 | 5.338 | 5.488 | 5.488 |
| Sulawesi Barat | 4.000 | 4.000 | 4.167 | 4.167 | 4.167 | 4.333 |
| Maluku | 4.625 | 4.708 | 4.708 | 4.667 | 4.667 | 4.667 |
| Maluku Utara | 4.115 | 4.154 | 4.154 | 4.154 | 4.308 | 4.577 |
| Papua Barat | 4.100 | 4.100 | 4.250 | 4.250 | 4.350 | 4.550 |
| Papua | 4.938 | 4.938 | 4.979 | 4.979 | 4.979 | 5.063 |
| Nasional | 3.588 | 3.634 | 3.678 | 3.713 | 3.766 | 3.846 |

Tabel 1.7: Lanjutan

| Provinsi | Juli | Agustus | September | Oktober | November | Desember | Rata-rata |
|--------------------------|--------------|----------------|------------------|----------------|-----------------|-----------------|------------------|
| (1) | (8) | (9) | (10) | (11) | (12) | (13) | (14) |
| Nanggroe Aceh Darussalam | 6.000 | 6.000 | 6.000 | 6.000 | 8.000 | 8.000 | 5.833 |
| Sumatera Utara | 4.833 | 4.833 | 4.833 | 4.833 | 4.667 | 4.667 | 4.647 |
| Sumatera Barat | 2.830 | 2.930 | 3.170 | 3.150 | 3.200 | 3.150 | 2.848 |
| Riau | 2.836 | 2.836 | 2.821 | 2.964 | 2.964 | 2.964 | 2.804 |
| Jambi | 2.667 | 2.667 | 2.667 | 2.667 | 2.667 | 2.667 | 2.674 |
| Sumatera Selatan | 2.233 | 2.192 | 2.192 | 2.192 | 2.192 | 2.192 | 2.195 |
| Bengkulu | 4.800 | 4.800 | 4.800 | 4.800 | 4.800 | 4.800 | 4.658 |
| Lampung | 2.964 | 2.964 | 2.964 | 2.964 | 2.964 | 3.036 | 2.915 |
| Bangka Belitung | 3.600 | 3.600 | 3.600 | 3.600 | 3.667 | 3.667 | 3.528 |
| Kepulauan Riau | 2.264 | 2.355 | 2.355 | 2.355 | 2.400 | 2.400 | 2.226 |
| Jawa Barat | 3.646 | 3.653 | 3.676 | 3.676 | 3.714 | 3.795 | 3.545 |
| Jawa Tengah | 4.232 | 4.232 | 4.253 | 4.267 | 4.285 | 4.281 | 4.188 |
| D. I. Yogyakarta | 3.418 | 3.577 | 3.577 | 3.586 | 3.586 | 3.586 | 3.397 |
| Jawa Timur | 4.466 | 4.532 | 4.545 | 4.541 | 4.566 | 4.578 | 4.375 |
| Banten | 2.785 | 2.912 | 2.941 | 2.941 | 3.029 | 3.029 | 2.774 |
| Bali | 2.980 | 3.014 | 3.014 | 3.014 | 3.048 | 3.070 | 2.920 |
| Nusa Tenggara Barat | 4.500 | 4.500 | 4.500 | 4.500 | 4.500 | 4.500 | 4.417 |
| Nusa Tenggara Timur | 3.792 | 3.792 | 3.958 | 4.042 | 4.042 | 4.042 | 3.774 |
| Kalimantan Barat | 3.267 | 3.267 | 3.294 | 3.294 | 3.283 | 3.283 | 3.188 |
| Kalimantan Tengah | 3.657 | 3.693 | 3.621 | 3.621 | 3.621 | 3.621 | 3.627 |
| Kalimantan Selatan | 2.442 | 2.442 | 2.442 | 2.450 | 2.450 | 2.450 | 2.384 |
| Kalimantan Timur | 3.814 | 3.957 | 3.957 | 3.957 | 3.957 | 4.029 | 3.849 |
| Sulawesi Utara | 5.813 | 6.125 | 6.125 | 6.125 | 6.125 | 6.125 | 5.891 |
| Sulawesi Tengah | 3.642 | 3.642 | 3.642 | 3.675 | 3.775 | 3.817 | 3.559 |
| Sulawesi Selatan | 4.700 | 4.750 | 5.050 | 5.150 | 5.150 | 5.150 | 4.796 |
| Sulawesi Tenggara | 3.691 | 3.691 | 3.691 | 3.691 | 3.709 | 3.736 | 3.543 |
| Gorontalo | 5.488 | 5.488 | 5.488 | 5.488 | 5.488 | 5.488 | 5.438 |
| Sulawesi Barat | 4.167 | 4.167 | 4.167 | 4.167 | 4.333 | 4.333 | 4.181 |
| Maluku | 4.667 | 4.667 | 4.667 | 4.750 | 4.750 | 4.750 | 4.691 |
| Maluku Utara | 4.577 | 4.615 | 4.654 | 4.654 | 4.654 | 4.654 | 4.439 |
| Papua Barat | 4.550 | 4.550 | 4.650 | 4.650 | 4.700 | 4.700 | 4.450 |
| Papua | 5.042 | 5.042 | 5.042 | 5.042 | 5.083 | 5.083 | 5.017 |
| Nasional | 3.886 | 3.921 | 3.949 | 3.963 | 4.043 | 4.051 | 3.837 |

Tabel 1.8
Harga Konsumen Perdesaan Kelompok Bahan Makanan, 2008
Bihun (Rp/Kg)

| Provinsi | Januari | Februari | Maret | April | Mei | Juni |
|--------------------------|---------------|---------------|---------------|---------------|---------------|---------------|
| (1) | (2) | (3) | (4) | (5) | (6) | (7) |
| Nanggroe Aceh Darussalam | 7.125 | 7.250 | 7.375 | 7.375 | 7.375 | 7.375 |
| Sumatera Utara | 7.058 | 7.133 | 7.192 | 7.150 | 7.396 | 7.683 |
| Sumatera Barat | 7.413 | 7.413 | 7.413 | 7.413 | 7.413 | 7.538 |
| Riau | 7.750 | 7.833 | 7.833 | 7.833 | 7.833 | 7.833 |
| Jambi | 7.400 | 7.400 | 7.400 | 7.400 | 7.400 | 7.700 |
| Sumatera Selatan | 7.167 | 7.167 | 7.167 | 7.667 | 7.833 | 8.500 |
| Bengkulu | 7.250 | 7.250 | 7.250 | 7.250 | 7.250 | 7.250 |
| Lampung | 7.167 | 7.167 | 7.167 | 7.167 | 7.167 | 7.250 |
| Bangka Belitung | 9.194 | 9.194 | 9.194 | 9.194 | 9.278 | 9.278 |
| Kepulauan Riau | 10.800 | 11.000 | 11.000 | 11.400 | 11.400 | 12.000 |
| Jawa Barat | 7.779 | 7.860 | 7.981 | 8.044 | 8.211 | 8.431 |
| Jawa Tengah | 7.849 | 7.936 | 8.094 | 8.200 | 8.232 | 8.432 |
| D. I. Yogyakarta | 7.730 | 7.750 | 7.950 | 7.910 | 7.950 | 7.950 |
| Jawa Timur | 7.252 | 7.294 | 7.548 | 7.693 | 7.880 | 8.129 |
| Banten | 7.300 | 7.300 | 7.300 | 7.700 | 8.500 | 8.540 |
| Bali | 8.800 | 8.800 | 8.800 | 8.800 | 8.900 | 8.900 |
| Nusa Tenggara Barat | 10.438 | 10.438 | 10.688 | 10.688 | 10.688 | 11.813 |
| Nusa Tenggara Timur | 9.600 | 9.700 | 9.700 | 9.700 | 9.700 | 9.700 |
| Kalimantan Barat | 12.000 | 12.100 | 12.100 | 12.500 | 12.900 | 13.100 |
| Kalimantan Tengah | 12.417 | 12.417 | 12.417 | 12.417 | 12.417 | 12.450 |
| Kalimantan Selatan | 10.078 | 10.078 | 10.300 | 10.300 | 10.689 | 10.578 |
| Kalimantan Timur | 10.625 | 10.625 | 10.688 | 10.688 | 10.688 | 10.625 |
| Sulawesi Utara | 10.578 | 10.800 | 10.856 | 10.856 | 10.856 | 11.022 |
| Sulawesi Tengah | 11.563 | 11.563 | 11.563 | 11.625 | 11.563 | 11.625 |
| Sulawesi Selatan | - | - | - | - | - | - |
| Sulawesi Tenggara | 12.150 | 12.150 | 12.650 | 12.650 | 12.650 | 12.900 |
| Gorontalo | 13.833 | 13.833 | 13.833 | 13.833 | 13.667 | 14.500 |
| Sulawesi Barat | 16.000 | 16.000 | 16.000 | 16.000 | 16.000 | 16.000 |
| Maluku | 15.000 | 15.000 | 15.000 | 14.500 | 15.667 | 16.000 |
| Maluku Utara | 16.111 | 16.111 | 16.333 | 16.111 | 16.111 | 16.333 |
| Papua Barat | 14.700 | 14.700 | 15.200 | 15.200 | 15.400 | 17.400 |
| Papua | 13.917 | 13.583 | 13.917 | 13.917 | 13.917 | 14.542 |
| Nasional | 10.130 | 10.156 | 10.255 | 10.296 | 10.417 | 10.690 |

Tabel 1.8: Lanjutan

| Provinsi | Juli | Agustus | September | Oktober | November | Desember | Rata-rata |
|--------------------------|---------------|---------------|---------------|---------------|---------------|---------------|---------------|
| (1) | (8) | (9) | (10) | (11) | (12) | (13) | (14) |
| Nanggroe Aceh Darussalam | 7.625 | 7.750 | 7.625 | 7.625 | 7.600 | 7.600 | 7.475 |
| Sumatera Utara | 7.625 | 7.642 | 7.642 | 7.642 | 7.692 | 7.683 | 7.461 |
| Sumatera Barat | 7.538 | 7.538 | 7.538 | 8.338 | 8.400 | 8.400 | 7.696 |
| Riau | 7.833 | 7.833 | 7.833 | 8.250 | 8.250 | 8.250 | 7.931 |
| Jambi | 7.700 | 8.100 | 8.100 | 8.100 | 8.100 | 8.100 | 7.742 |
| Sumatera Selatan | 8.583 | 8.750 | 8.917 | 8.917 | 8.917 | 8.917 | 8.208 |
| Bengkulu | 7.250 | 7.000 | 7.000 | 7.000 | 7.000 | 7.000 | 7.146 |
| Lampung | 7.250 | 7.583 | 7.750 | 7.750 | 7.833 | 7.333 | 7.382 |
| Bangka Belitung | 9.611 | 9.611 | 9.611 | 9.889 | 9.556 | 9.556 | 9.431 |
| Kepulauan Riau | 11.800 | 12.000 | 12.000 | 12.000 | 12.000 | 12.000 | 11.617 |
| Jawa Barat | 8.576 | 8.615 | 8.721 | 8.760 | 8.682 | 8.682 | 8.362 |
| Jawa Tengah | 8.535 | 8.612 | 8.558 | 8.582 | 8.537 | 8.537 | 8.342 |
| D. I. Yogyakarta | 8.140 | 8.120 | 8.370 | 8.370 | 8.360 | 8.230 | 8.069 |
| Jawa Timur | 8.233 | 8.236 | 8.291 | 8.333 | 8.338 | 8.403 | 7.969 |
| Banten | 8.540 | 8.540 | 8.540 | 9.100 | 9.100 | 9.100 | 8.297 |
| Bali | 9.000 | 9.000 | 9.000 | 9.000 | 9.000 | 9.000 | 8.917 |
| Nusa Tenggara Barat | 11.813 | 11.813 | 11.813 | 11.813 | 11.813 | 11.875 | 11.307 |
| Nusa Tenggara Timur | 10.200 | 10.300 | 10.300 | 10.300 | 10.300 | 10.300 | 9.983 |
| Kalimantan Barat | 13.200 | 13.200 | 13.200 | 13.200 | 13.400 | 13.400 | 12.858 |
| Kalimantan Tengah | 12.450 | 12.450 | 12.783 | 12.783 | 12.783 | 12.783 | 12.547 |
| Kalimantan Selatan | 10.800 | 10.578 | 10.578 | 10.806 | 10.806 | 10.806 | 10.533 |
| Kalimantan Timur | 10.625 | 11.125 | 11.375 | 11.375 | 11.375 | 11.250 | 10.922 |
| Sulawesi Utara | 11.022 | 11.133 | 11.133 | 11.133 | 11.133 | 11.133 | 10.971 |
| Sulawesi Tengah | 11.625 | 11.625 | 11.625 | 11.625 | 11.625 | 11.625 | 11.604 |
| Sulawesi Selatan | - | - | - | - | - | - | - |
| Sulawesi Tenggara | 12.900 | 12.900 | 12.900 | 12.900 | 12.950 | 13.150 | 12.738 |
| Gorontalo | 14.583 | 14.833 | 14.833 | 14.333 | 14.833 | 14.833 | 14.313 |
| Sulawesi Barat | 16.000 | 22.500 | 22.500 | 22.500 | 17.500 | 20.000 | 18.083 |
| Maluku | 16.000 | 16.000 | 16.000 | 16.000 | 16.000 | 16.000 | 15.597 |
| Maluku Utara | 16.333 | 16.333 | 16.333 | 16.333 | 16.333 | 16.333 | 16.259 |
| Papua Barat | 17.400 | 17.400 | 17.400 | 17.400 | 17.400 | 17.400 | 16.417 |
| Papua | 14.542 | 14.542 | 14.542 | 14.542 | 14.708 | 14.542 | 14.267 |
| Nasional | 10.753 | 11.021 | 11.058 | 11.119 | 10.978 | 11.039 | 10.659 |

Tabel 1.9
Harga Konsumen Perdesaan Kelompok Bahan Makanan, 2008
Ketela Pohon (Rp/Kg)

| Provinsi | Januari | Februari | Maret | April | Mei | Juni |
|--------------------------|--------------|--------------|--------------|--------------|--------------|--------------|
| (1) | (2) | (3) | (4) | (5) | (6) | (7) |
| Nanggroe Aceh Darussalam | 2.250 | 2.250 | 2.250 | 2.417 | 2.417 | 2.417 |
| Sumatera Utara | 1.477 | 1.515 | 1.462 | 1.515 | 1.515 | 1.585 |
| Sumatera Barat | 1.400 | 1.414 | 1.443 | 1.486 | 1.486 | 1.671 |
| Riau | 1.786 | 1.786 | 1.786 | 1.857 | 1.857 | 1.857 |
| Jambi | 1.838 | 1.775 | 1.775 | 1.775 | 1.788 | 1.850 |
| Sumatera Selatan | 1.415 | 1.415 | 1.454 | 1.488 | 1.512 | 1.546 |
| Bengkulu | 1.333 | 1.333 | 1.333 | 1.333 | 1.500 | 1.667 |
| Lampung | 1.100 | 1.100 | 1.100 | 1.100 | 1.100 | 1.267 |
| Bangka Belitung | 1.800 | 1.780 | 1.980 | 1.900 | 1.900 | 1.900 |
| Kepulauan Riau | 1.875 | 1.875 | 1.875 | 1.875 | 1.875 | 1.875 |
| Jawa Barat | 1.281 | 1.267 | 1.278 | 1.250 | 1.236 | 1.300 |
| Jawa Tengah | 1.025 | 1.033 | 1.021 | 1.046 | 1.078 | 1.086 |
| D. I. Yogyakarta | 1.133 | 1.142 | 1.158 | 1.188 | 1.204 | 1.213 |
| Jawa Timur | 1.012 | 1.020 | 1.039 | 1.056 | 1.089 | 1.152 |
| Banten | 1.536 | 1.536 | 1.496 | 1.518 | 1.529 | 1.564 |
| Bali | 1.681 | 1.700 | 1.738 | 1.744 | 1.681 | 1.775 |
| Nusa Tenggara Barat | 1.728 | 1.728 | 1.672 | 1.672 | 1.728 | 1.783 |
| Nusa Tenggara Timur | 2.444 | 2.500 | 2.500 | 2.500 | 2.500 | 2.556 |
| Kalimantan Barat | 1.904 | 1.946 | 2.000 | 2.114 | 2.114 | 2.150 |
| Kalimantan Tengah | 2.077 | 2.115 | 2.192 | 2.231 | 2.269 | 2.346 |
| Kalimantan Selatan | 1.323 | 1.323 | 1.323 | 1.323 | 1.323 | 1.327 |
| Kalimantan Timur | 2.450 | 2.450 | 2.500 | 2.500 | 2.550 | 2.650 |
| Sulawesi Utara | 2.125 | 2.250 | 2.263 | 2.125 | 2.138 | 2.188 |
| Sulawesi Tengah | 2.062 | 2.062 | 2.081 | 2.081 | 2.173 | 2.385 |
| Sulawesi Selatan | 1.889 | 1.778 | 1.833 | 1.833 | 1.833 | 1.833 |
| Sulawesi Tenggara | 2.359 | 2.565 | 2.488 | 2.533 | 2.519 | 2.548 |
| Gorontalo | 2.688 | 2.688 | 2.375 | 2.500 | 2.500 | 2.500 |
| Sulawesi Barat | 1.660 | 1.660 | 1.660 | 1.660 | 1.660 | 1.760 |
| Maluku | 3.300 | 3.300 | 3.294 | 3.294 | 3.257 | 3.190 |
| Maluku Utara | 3.111 | 3.215 | 3.322 | 3.432 | 3.547 | 3.665 |
| Papua Barat | 3.617 | 3.617 | 3.617 | 3.617 | 3.633 | 3.717 |
| Papua | 4.188 | 4.438 | 4.563 | 4.313 | 4.313 | 4.375 |
| Nasional | 1.964 | 1.987 | 1.996 | 2.009 | 2.026 | 2.084 |

Tabel 1.9: Lanjutan

| Provinsi | Juli | Agustus | September | Oktober | November | Desember | Rata-rata |
|--------------------------|--------------|----------------|------------------|----------------|-----------------|-----------------|------------------|
| (1) | (8) | (9) | (10) | (11) | (12) | (13) | (14) |
| Nanggroe Aceh Darussalam | 2.417 | 2.500 | 2.583 | 2.583 | 2.583 | 2.583 | 2.438 |
| Sumatera Utara | 1.646 | 1.700 | 1.719 | 1.796 | 1.777 | 1.777 | 1.624 |
| Sumatera Barat | 1.671 | 1.671 | 1.743 | 1.957 | 1.957 | 1.957 | 1.655 |
| Riau | 1.929 | 2.029 | 2.100 | 2.100 | 2.171 | 2.171 | 1.952 |
| Jambi | 1.850 | 1.913 | 1.913 | 1.913 | 2.038 | 2.163 | 1.882 |
| Sumatera Selatan | 1.546 | 1.523 | 1.523 | 1.638 | 1.600 | 1.638 | 1.525 |
| Bengkulu | 1.667 | 1.667 | 1.667 | 1.667 | 1.667 | 1.667 | 1.542 |
| Lampung | 1.267 | 1.267 | 1.292 | 1.292 | 1.292 | 1.292 | 1.206 |
| Bangka Belitung | 1.900 | 1.900 | 2.100 | 2.100 | 2.000 | 2.100 | 1.947 |
| Kepulauan Riau | 1.875 | 2.000 | 2.000 | 2.000 | 2.000 | 2.000 | 1.927 |
| Jawa Barat | 1.271 | 1.268 | 1.282 | 1.310 | 1.331 | 1.361 | 1.286 |
| Jawa Tengah | 1.118 | 1.167 | 1.200 | 1.188 | 1.144 | 1.114 | 1.102 |
| D. I. Yogyakarta | 1.296 | 1.250 | 1.279 | 1.288 | 1.271 | 1.271 | 1.224 |
| Jawa Timur | 1.140 | 1.192 | 1.193 | 1.207 | 1.187 | 1.202 | 1.124 |
| Banten | 1.564 | 1.614 | 1.614 | 1.650 | 1.621 | 1.579 | 1.568 |
| Bali | 1.850 | 1.863 | 1.856 | 1.931 | 1.931 | 1.850 | 1.800 |
| Nusa Tenggara Barat | 1.783 | 1.817 | 1.844 | 1.844 | 2.278 | 2.306 | 1.849 |
| Nusa Tenggara Timur | 2.556 | 2.500 | 2.611 | 2.611 | 2.667 | 2.667 | 2.551 |
| Kalimantan Barat | 2.150 | 2.164 | 2.164 | 2.164 | 2.164 | 2.164 | 2.100 |
| Kalimantan Tengah | 2.392 | 2.308 | 2.308 | 2.308 | 2.308 | 2.308 | 2.263 |
| Kalimantan Selatan | 1.455 | 1.455 | 1.455 | 1.455 | 1.455 | 1.500 | 1.393 |
| Kalimantan Timur | 2.630 | 2.800 | 2.750 | 2.750 | 2.800 | 2.850 | 2.640 |
| Sulawesi Utara | 2.200 | 2.200 | 2.200 | 2.200 | 2.200 | 2.200 | 2.191 |
| Sulawesi Tengah | 2.462 | 2.477 | 2.500 | 2.538 | 2.654 | 2.750 | 2.352 |
| Sulawesi Selatan | 1.833 | 1.833 | 1.833 | 1.889 | 1.889 | 1.889 | 1.847 |
| Sulawesi Tenggara | 2.589 | 2.619 | 2.589 | 2.589 | 2.589 | 2.589 | 2.548 |
| Gorontalo | 2.438 | 2.375 | 2.500 | 2.500 | 2.500 | 2.500 | 2.505 |
| Sulawesi Barat | 1.860 | 1.870 | 1.970 | 1.970 | 1.970 | 1.970 | 1.806 |
| Maluku | 3.190 | 3.190 | 3.301 | 3.301 | 3.301 | 3.290 | 3.268 |
| Maluku Utara | 3.787 | 3.913 | 4.043 | 4.178 | 4.317 | 4.461 | 3.749 |
| Papua Barat | 3.717 | 3.717 | 3.717 | 3.717 | 3.717 | 3.717 | 3.676 |
| Papua | 4.875 | 4.750 | 4.750 | 4.563 | 4.500 | 4.750 | 4.531 |
| Nasional | 2.123 | 2.141 | 2.175 | 2.194 | 2.215 | 2.239 | 2.096 |

Tabel 1.10
Harga Konsumen Perdesaan Kelompok Bahan Makanan, 2008
Ketela Rambat (Rp/Kg)

| Provinsi | Januari | Februari | Maret | April | Mei | Juni |
|--------------------------|--------------|--------------|--------------|--------------|--------------|--------------|
| (1) | (2) | (3) | (4) | (5) | (6) | (7) |
| Nanggroe Aceh Darussalam | 3.167 | 3.167 | 3.222 | 3.222 | 3.278 | 3.389 |
| Sumatera Utara | 1.791 | 1.836 | 1.836 | 1.882 | 1.882 | 1.991 |
| Sumatera Barat | 1.508 | 1.617 | 1.617 | 1.608 | 1.692 | 1.800 |
| Riau | 2.625 | 2.688 | 2.688 | 2.688 | 2.688 | 2.688 |
| Jambi | 1.940 | 1.990 | 1.940 | 2.040 | 2.040 | 2.140 |
| Sumatera Selatan | 1.931 | 1.938 | 2.062 | 2.077 | 2.177 | 2.192 |
| Bengkulu | 1.575 | 1.625 | 1.600 | 1.850 | 1.990 | 2.235 |
| Lampung | 2.000 | 2.071 | 2.071 | 2.143 | 2.143 | 2.286 |
| Bangka Belitung | 3.813 | 3.813 | 3.813 | 3.813 | 4.188 | 4.188 |
| Kepulauan Riau | 4.250 | 4.250 | 4.250 | 4.250 | 4.250 | 4.300 |
| Jawa Barat | 2.193 | 2.225 | 2.225 | 2.192 | 2.288 | 2.343 |
| Jawa Tengah | 1.360 | 1.371 | 1.392 | 1.390 | 1.433 | 1.481 |
| D. I. Yogyakarta | 1.533 | 1.533 | 1.592 | 1.692 | 1.833 | 1.854 |
| Jawa Timur | 1.217 | 1.245 | 1.253 | 1.280 | 1.326 | 1.417 |
| Banten | 2.236 | 2.271 | 2.236 | 2.200 | 2.200 | 2.293 |
| Bali | 1.721 | 1.721 | 1.716 | 1.732 | 1.758 | 1.889 |
| Nusa Tenggara Barat | 1.467 | 1.467 | 1.467 | 1.467 | 1.467 | 1.467 |
| Nusa Tenggara Timur | 3.875 | 3.875 | 3.875 | 3.875 | 3.875 | 3.875 |
| Kalimantan Barat | 3.295 | 3.341 | 3.364 | 3.591 | 3.636 | 3.682 |
| Kalimantan Tengah | 3.458 | 3.500 | 3.542 | 3.542 | 3.667 | 3.667 |
| Kalimantan Selatan | 2.119 | 2.119 | 2.275 | 2.275 | 2.275 | 2.288 |
| Kalimantan Timur | 3.667 | 3.667 | 3.792 | 3.792 | 3.792 | 3.958 |
| Sulawesi Utara | 2.600 | 2.743 | 2.886 | 2.736 | 2.886 | 3.100 |
| Sulawesi Tengah | 2.779 | 2.779 | 2.853 | 2.941 | 2.888 | 2.918 |
| Sulawesi Selatan | 2.450 | 2.450 | 2.400 | 2.400 | 2.400 | 2.400 |
| Sulawesi Tenggara | 3.429 | 3.520 | 3.713 | 3.641 | 3.674 | 3.821 |
| Gorontalo | 3.714 | 4.000 | 3.619 | 3.714 | 3.476 | 3.476 |
| Sulawesi Barat | 2.500 | 2.500 | 2.500 | 2.500 | 2.667 | 2.750 |
| Maluku | 5.308 | 5.308 | 5.350 | 5.350 | 5.531 | 5.531 |
| Maluku Utara | 3.563 | 3.563 | 3.563 | 3.563 | 3.563 | 3.563 |
| Papua Barat | 4.343 | 4.343 | 4.343 | 4.343 | 4.343 | 5.143 |
| Papua | 5.909 | 6.091 | 6.545 | 6.545 | 6.545 | 6.636 |
| Nasional | 2.792 | 2.832 | 2.862 | 2.885 | 2.933 | 3.024 |

Tabel 1.10: Lanjutan

| Provinsi | Juli | Agustus | September | Oktober | November | Desember | Rata-rata |
|--------------------------|--------------|----------------|------------------|----------------|-----------------|-----------------|------------------|
| (1) | (8) | (9) | (10) | (11) | (12) | (13) | (14) |
| Nanggroe Aceh Darussalam | 3.389 | 3.556 | 3.722 | 3.611 | 3.611 | 3.556 | 3.407 |
| Sumatera Utara | 2.036 | 2.109 | 2.064 | 2.064 | 2.018 | 2.018 | 1.961 |
| Sumatera Barat | 1.800 | 2.008 | 2.058 | 2.358 | 2.433 | 2.433 | 1.911 |
| Riau | 2.688 | 2.938 | 3.000 | 2.875 | 3.000 | 3.000 | 2.797 |
| Jambi | 2.290 | 2.340 | 2.390 | 2.390 | 2.540 | 2.540 | 2.215 |
| Sumatera Selatan | 2.308 | 2.538 | 2.731 | 2.654 | 2.577 | 2.654 | 2.320 |
| Bengkulu | 2.285 | 2.290 | 2.340 | 2.340 | 2.285 | 2.285 | 2.058 |
| Lampung | 2.286 | 2.286 | 2.500 | 2.429 | 2.429 | 2.429 | 2.256 |
| Bangka Belitung | 4.188 | 4.188 | 4.188 | 4.188 | 4.188 | 4.219 | 4.065 |
| Kepulauan Riau | 4.300 | 4.425 | 4.425 | 4.425 | 4.425 | 4.425 | 4.331 |
| Jawa Barat | 2.368 | 2.429 | 2.429 | 2.443 | 2.451 | 2.431 | 2.335 |
| Jawa Tengah | 1.548 | 1.628 | 1.669 | 1.663 | 1.659 | 1.666 | 1.522 |
| D. I. Yogyakarta | 1.921 | 2.004 | 2.050 | 2.033 | 2.008 | 1.967 | 1.835 |
| Jawa Timur | 1.533 | 1.551 | 1.586 | 1.565 | 1.511 | 1.520 | 1.417 |
| Banten | 2.329 | 2.382 | 2.382 | 2.418 | 2.361 | 2.289 | 2.300 |
| Bali | 1.942 | 1.968 | 2.016 | 2.121 | 2.147 | 2.155 | 1.907 |
| Nusa Tenggara Barat | 1.467 | 1.467 | 1.550 | 1.550 | 2.250 | 2.417 | 1.625 |
| Nusa Tenggara Timur | 3.875 | 3.875 | 3.875 | 3.813 | 3.875 | 4.250 | 3.901 |
| Kalimantan Barat | 3.727 | 3.682 | 3.773 | 3.591 | 3.682 | 3.636 | 3.583 |
| Kalimantan Tengah | 3.675 | 4.000 | 4.083 | 4.000 | 3.917 | 4.000 | 3.754 |
| Kalimantan Selatan | 2.225 | 2.225 | 2.038 | 2.038 | 2.038 | 2.038 | 2.163 |
| Kalimantan Timur | 3.917 | 4.042 | 4.042 | 4.125 | 4.250 | 4.250 | 3.941 |
| Sulawesi Utara | 3.100 | 3.100 | 3.100 | 3.171 | 3.171 | 3.171 | 2.980 |
| Sulawesi Tengah | 2.929 | 2.929 | 2.959 | 3.194 | 3.194 | 3.253 | 2.968 |
| Sulawesi Selatan | 2.400 | 2.400 | 2.400 | 2.450 | 2.450 | 2.450 | 2.421 |
| Sulawesi Tenggara | 3.856 | 3.856 | 3.856 | 3.856 | 3.856 | 3.856 | 3.745 |
| Gorontalo | 3.429 | 3.429 | 3.500 | 3.500 | 3.578 | 3.578 | 3.584 |
| Sulawesi Barat | 3.000 | 3.000 | 3.167 | 3.167 | 3.167 | 3.167 | 2.840 |
| Maluku | 5.447 | 5.447 | 5.531 | 5.406 | 5.406 | 5.406 | 5.418 |
| Maluku Utara | 3.563 | 3.563 | 3.563 | 3.500 | 3.500 | 3.500 | 3.547 |
| Papua Barat | 5.214 | 5.214 | 5.214 | 5.214 | 5.500 | 5.500 | 4.893 |
| Papua | 6.636 | 6.818 | 7.000 | 6.818 | 6.818 | 7.000 | 6.614 |
| Nasional | 3.052 | 3.115 | 3.162 | 3.155 | 3.197 | 3.221 | 3.019 |

Tabel 1.11
Harga Konsumen Perdesaan Kelompok Bahan Makanan, 2008
Daging Sapi (Rp/Kg)

| Provinsi | Januari | Februari | Maret | April | Mei | Juni |
|--------------------------|---------------|---------------|---------------|---------------|---------------|---------------|
| (1) | (2) | (3) | (4) | (5) | (6) | (7) |
| Nanggroe Aceh Darussalam | 71.500 | 71.500 | 71.500 | 72.500 | 72.500 | 72.500 |
| Sumatera Utara | 58.591 | 58.545 | 59.000 | 57.909 | 57.909 | 58.273 |
| Sumatera Barat | 54.739 | 54.522 | 55.130 | 55.565 | 55.783 | 55.870 |
| Riau | 53.156 | 53.156 | 53.281 | 53.344 | 54.406 | 54.281 |
| Jambi | 56.528 | 56.111 | 55.833 | 55.556 | 56.667 | 57.500 |
| Sumatera Selatan | 52.421 | 52.421 | 52.421 | 52.789 | 52.789 | 53.316 |
| Bengkulu | 58.000 | 58.500 | 60.000 | 59.600 | 60.300 | 61.600 |
| Lampung | 51.708 | 52.125 | 51.083 | 51.000 | 51.417 | 51.917 |
| Bangka Belitung | 59.543 | 59.543 | 59.761 | 59.848 | 60.326 | 60.717 |
| Kepulauan Riau | 54.333 | 54.333 | 54.889 | 55.556 | 56.222 | 58.333 |
| Jawa Barat | 49.653 | 49.305 | 49.864 | 50.068 | 50.271 | 51.000 |
| Jawa Tengah | 45.897 | 46.116 | 46.750 | 47.183 | 47.357 | 47.942 |
| D. I. Yogyakarta | 49.579 | 49.895 | 50.474 | 50.947 | 51.158 | 51.763 |
| Jawa Timur | 43.510 | 43.641 | 44.245 | 44.362 | 44.782 | 45.007 |
| Banten | 50.375 | 51.625 | 52.250 | 52.625 | 53.500 | 54.625 |
| Bali | 39.455 | 39.455 | 40.364 | 40.364 | 40.636 | 41.273 |
| Nusa Tenggara Barat | 41.395 | 41.763 | 40.974 | 40.711 | 40.579 | 41.500 |
| Nusa Tenggara Timur | 33.682 | 33.545 | 33.545 | 34.318 | 35.227 | 35.477 |
| Kalimantan Barat | 60.474 | 60.842 | 61.474 | 62.368 | 62.474 | 62.211 |
| Kalimantan Tengah | 59.609 | 58.826 | 60.130 | 60.130 | 60.130 | 61.435 |
| Kalimantan Selatan | 56.200 | 57.200 | 61.200 | 58.700 | 58.700 | 58.700 |
| Kalimantan Timur | 58.975 | 58.975 | 59.325 | 60.750 | 60.900 | 64.900 |
| Sulawesi Utara | 45.400 | 45.400 | 45.400 | 45.400 | 45.400 | 45.400 |
| Sulawesi Tengah | 50.400 | 51.267 | 51.667 | 50.400 | 50.733 | 53.400 |
| Sulawesi Selatan | 46.692 | 46.692 | 46.692 | 46.692 | 47.077 | 47.615 |
| Sulawesi Tenggara | 51.467 | 51.267 | 51.200 | 51.133 | 50.133 | 50.467 |
| Gorontalo | 47.188 | 47.500 | 45.938 | 46.250 | 46.250 | 47.500 |
| Sulawesi Barat | 51.250 | 51.250 | 51.875 | 52.500 | 52.500 | 52.500 |
| Maluku | 43.889 | 44.222 | 44.222 | 44.444 | 44.444 | 44.444 |
| Maluku Utara | 45.875 | 48.375 | 48.375 | 51.250 | 51.250 | 51.875 |
| Papua Barat | 57.500 | 57.500 | 57.500 | 60.000 | 58.333 | 58.333 |
| Papua | 59.000 | 59.333 | 59.667 | 59.333 | 62.000 | 66.800 |
| Nasional | 51.812 | 52.023 | 52.376 | 52.612 | 52.880 | 53.702 |

Tabel 1.11: Lanjutan

| Provinsi | Juli | Agustus | September | Oktober | November | Desember | Rata-rata |
|--------------------------|---------------|----------------|------------------|----------------|-----------------|-----------------|------------------|
| (1) | (8) | (9) | (10) | (11) | (12) | (13) | (14) |
| Nanggroe Aceh Darussalam | 73.000 | 73.500 | 77.500 | 75.500 | 75.500 | 76.000 | 73.583 |
| Sumatera Utara | 58.545 | 59.182 | 61.000 | 64.455 | 64.364 | 65.273 | 60.254 |
| Sumatera Barat | 56.435 | 57.522 | 59.261 | 59.696 | 59.478 | 59.478 | 56.957 |
| Riau | 56.031 | 56.750 | 61.313 | 62.250 | 62.250 | 62.250 | 56.872 |
| Jambi | 58.889 | 59.722 | 62.444 | 61.111 | 60.278 | 61.222 | 58.488 |
| Sumatera Selatan | 54.632 | 55.368 | 56.474 | 57.000 | 58.053 | 57.895 | 54.632 |
| Bengkulu | 61.800 | 62.100 | 62.800 | 62.800 | 62.800 | 63.300 | 61.133 |
| Lampung | 51.750 | 52.500 | 56.833 | 57.500 | 55.417 | 55.833 | 53.257 |
| Bangka Belitung | 60.717 | 61.283 | 61.978 | 61.196 | 61.891 | 63.739 | 60.879 |
| Kepulauan Riau | 58.333 | 60.000 | 63.444 | 63.444 | 64.222 | 64.667 | 58.981 |
| Jawa Barat | 51.314 | 52.669 | 56.585 | 55.737 | 57.788 | 58.432 | 52.724 |
| Jawa Tengah | 48.156 | 48.545 | 51.000 | 52.866 | 52.799 | 53.366 | 48.998 |
| D. I. Yogyakarta | 52.079 | 53.026 | 55.026 | 54.974 | 55.026 | 55.500 | 52.454 |
| Jawa Timur | 45.705 | 46.302 | 48.430 | 50.768 | 50.674 | 51.487 | 46.576 |
| Banten | 54.750 | 55.750 | 59.875 | 59.000 | 56.000 | 58.125 | 54.875 |
| Bali | 41.273 | 41.273 | 43.364 | 43.591 | 43.682 | 43.864 | 41.549 |
| Nusa Tenggara Barat | 42.289 | 42.553 | 46.421 | 46.842 | 46.447 | 46.395 | 43.156 |
| Nusa Tenggara Timur | 36.023 | 36.432 | 36.000 | 36.523 | 36.909 | 37.136 | 35.402 |
| Kalimantan Barat | 62.211 | 62.947 | 64.421 | 65.895 | 66.263 | 66.158 | 63.145 |
| Kalimantan Tengah | 61.261 | 63.109 | 63.457 | 63.152 | 64.804 | 65.196 | 61.770 |
| Kalimantan Selatan | 60.300 | 60.300 | 61.800 | 63.000 | 63.300 | 63.300 | 60.225 |
| Kalimantan Timur | 64.100 | 64.850 | 66.600 | 67.100 | 67.100 | 69.400 | 63.581 |
| Sulawesi Utara | 45.400 | 45.400 | 45.400 | 45.400 | 45.400 | 45.400 | 45.400 |
| Sulawesi Tengah | 53.400 | 53.400 | 55.333 | 56.667 | 56.733 | 56.200 | 53.300 |
| Sulawesi Selatan | 48.000 | 48.000 | 51.385 | 51.769 | 54.385 | 54.769 | 49.147 |
| Sulawesi Tenggara | 50.467 | 51.467 | 51.467 | 52.133 | 51.800 | 52.800 | 51.317 |
| Gorontalo | 48.438 | 48.750 | 48.750 | 48.750 | 48.750 | 50.625 | 47.891 |
| Sulawesi Barat | 52.500 | 52.500 | 55.000 | 55.000 | 55.625 | 56.250 | 53.229 |
| Maluku | 45.000 | 45.000 | 46.111 | 45.556 | 45.556 | 45.556 | 44.870 |
| Maluku Utara | 51.875 | 51.875 | 53.750 | 53.750 | 53.750 | 53.750 | 51.313 |
| Papua Barat | 61.667 | 60.833 | 65.000 | 63.333 | 63.333 | 63.333 | 60.556 |
| Papua | 66.000 | 66.000 | 67.000 | 66.200 | 66.000 | 67.000 | 63.694 |
| Nasional | 54.136 | 54.653 | 56.726 | 56.967 | 57.074 | 57.616 | 54.381 |

Tabel 1.12
Harga Konsumen Perdesaan Kelompok Bahan Makanan, 2008
Daging Kambing (Rp/Kg)

| Provinsi | Januari | Februari | Maret | April | Mei | Juni |
|--------------------------|----------------|-----------------|---------------|---------------|---------------|---------------|
| (1) | (2) | (3) | (4) | (5) | (6) | (7) |
| Nanggroe Aceh Darussalam | 60.000 | 60.000 | 60.000 | 60.000 | 60.000 | 60.000 |
| Sumatera Utara | 41.750 | 41.750 | 41.750 | 41.750 | 41.750 | 42.250 |
| Sumatera Barat | 40.000 | 40.000 | 40.000 | 40.000 | 40.000 | 40.000 |
| Riau | 47.333 | 47.333 | 48.000 | 48.333 | 49.000 | 50.667 |
| Jambi | 35.000 | 35.000 | 36.359 | 36.359 | 36.359 | 36.359 |
| Sumatera Selatan | 47.000 | 48.376 | 48.384 | 48.556 | 52.233 | 52.611 |
| Bengkulu | 45.000 | 45.000 | 45.000 | 47.500 | 47.500 | 47.500 |
| Lampung | 42.143 | 42.143 | 42.143 | 42.857 | 42.500 | 42.143 |
| Bangka Belitung | - | - | - | - | - | - |
| Kepulauan Riau | 55.000 | 55.000 | 55.000 | 55.000 | 55.000 | 58.000 |
| Jawa Barat | 40.235 | 39.824 | 40.647 | 40.776 | 40.647 | 41.088 |
| Jawa Tengah | 39.800 | 39.733 | 39.956 | 40.067 | 40.356 | 40.711 |
| D. I. Yogyakarta | 42.667 | 43.222 | 43.000 | 43.556 | 43.556 | 43.444 |
| Jawa Timur | 36.716 | 37.932 | 38.878 | 39.311 | 39.757 | 40.365 |
| Banten | 38.400 | 38.000 | 37.400 | 39.400 | 40.180 | 42.400 |
| Bali | - | - | - | - | - | - |
| Nusa Tenggara Barat | 37.500 | 37.500 | 37.500 | 38.500 | 37.500 | 37.500 |
| Nusa Tenggara Timur | - | - | - | - | - | - |
| Kalimantan Barat | 43.000 | 43.000 | 43.000 | 40.000 | 40.000 | 40.000 |
| Kalimantan Tengah | 68.333 | 68.333 | 68.333 | 68.333 | 68.333 | 68.333 |
| Kalimantan Selatan | - | - | - | - | - | - |
| Kalimantan Timur | - | - | - | - | - | - |
| Sulawesi Utara | 45.000 | 45.000 | 45.000 | 45.000 | 45.000 | 47.143 |
| Sulawesi Tengah | - | - | - | - | - | - |
| Sulawesi Selatan | - | - | - | - | - | - |
| Sulawesi Tenggara | - | - | - | - | - | - |
| Gorontalo | - | - | - | - | - | - |
| Sulawesi Barat | - | - | - | - | - | - |
| Maluku | - | - | - | - | - | - |
| Maluku Utara | 65.000 | 65.000 | 65.000 | 68.333 | 68.333 | 68.333 |
| Papua Barat | - | - | - | - | - | - |
| Papua | - | - | - | - | - | - |
| Nasional | 45.783 | 45.902 | 46.071 | 46.507 | 46.737 | 47.308 |

Tabel 1.12: Lanjutan

| Provinsi | Juli | Agustus | September | Oktober | November | Desember | Rata-rata |
|--------------------------|---------------|----------------|------------------|----------------|-----------------|-----------------|------------------|
| (1) | (8) | (9) | (10) | (11) | (12) | (13) | (14) |
| Nanggroe Aceh Darussalam | 62.500 | 62.500 | 65.000 | 62.500 | 62.500 | 65.000 | 61.667 |
| Sumatera Utara | 43.750 | 45.000 | 46.000 | 46.750 | 47.000 | 47.000 | 43.875 |
| Sumatera Barat | 42.500 | 45.000 | 45.000 | 45.000 | 45.000 | 45.000 | 42.292 |
| Riau | 51.667 | 51.667 | 52.333 | 52.333 | 53.333 | 53.333 | 50.444 |
| Jambi | 36.359 | 36.359 | 36.359 | 36.359 | 36.359 | 36.359 | 36.133 |
| Sumatera Selatan | 53.055 | 53.055 | 53.055 | 53.028 | 55.558 | 56.060 | 51.748 |
| Bengkulu | 47.500 | 47.500 | 47.500 | 47.500 | 47.500 | 47.500 | 46.875 |
| Lampung | 43.571 | 45.000 | 46.714 | 45.286 | 46.714 | 46.714 | 43.994 |
| Bangka Belitung | - | - | - | - | - | - | - |
| Kepulauan Riau | 58.000 | 58.000 | 58.000 | 58.000 | 58.000 | 58.000 | 56.750 |
| Jawa Barat | 41.441 | 42.971 | 45.618 | 46.088 | 45.206 | 46.147 | 42.557 |
| Jawa Tengah | 41.200 | 41.878 | 43.622 | 44.578 | 45.000 | 45.111 | 41.834 |
| D. I. Yogyakarta | 44.333 | 45.056 | 46.278 | 47.278 | 44.167 | 44.889 | 44.287 |
| Jawa Timur | 40.635 | 41.257 | 42.176 | 43.635 | 43.595 | 43.527 | 40.649 |
| Banten | 42.400 | 42.200 | 42.800 | 43.600 | 41.800 | 42.400 | 40.915 |
| Bali | - | - | - | - | - | - | - |
| Nusa Tenggara Barat | 37.500 | 37.500 | 37.500 | 37.500 | 40.000 | 40.000 | 38.000 |
| Nusa Tenggara Timur | - | - | - | - | - | - | - |
| Kalimantan Barat | 45.000 | 45.000 | 45.000 | 45.000 | 45.000 | 45.000 | 43.250 |
| Kalimantan Tengah | 65.333 | 65.667 | 65.667 | 65.667 | 65.667 | 67.333 | 67.111 |
| Kalimantan Selatan | - | - | - | - | - | - | - |
| Kalimantan Timur | - | - | - | - | - | - | - |
| Sulawesi Utara | 47.143 | 47.143 | 47.143 | 47.143 | 47.143 | 47.143 | 46.250 |
| Sulawesi Tengah | - | - | - | - | - | - | - |
| Sulawesi Selatan | - | - | - | - | - | - | - |
| Sulawesi Tenggara | - | - | - | - | - | - | - |
| Gorontalo | - | - | - | - | - | - | - |
| Sulawesi Barat | - | - | - | - | - | - | - |
| Maluku | - | - | - | - | - | - | - |
| Maluku Utara | 68.333 | 68.333 | 68.333 | 68.333 | 68.333 | 68.333 | 67.500 |
| Papua Barat | - | - | - | - | - | - | - |
| Papua | - | - | - | - | - | - | - |
| Nasional | 48.012 | 48.478 | 49.163 | 49.241 | 49.362 | 49.729 | 47.691 |

Tabel 1.13
Harga Konsumen Perdesaan Kelompok Bahan Makanan, 2008
Daging Babi (Rp/Kg)

| Provinsi | Januari | Februari | Maret | April | Mei | Juni |
|--------------------------|---------------|---------------|---------------|---------------|---------------|---------------|
| (1) | (2) | (3) | (4) | (5) | (6) | (7) |
| Nanggroe Aceh Darussalam | - | - | - | - | - | - |
| Sumatera Utara | 27.750 | 27.250 | 27.600 | 28.000 | 28.250 | 28.500 |
| Sumatera Barat | - | - | - | - | - | - |
| Riau | - | - | - | - | - | - |
| Jambi | - | - | - | - | - | - |
| Sumatera Selatan | - | - | - | - | - | - |
| Bengkulu | - | - | - | - | - | - |
| Lampung | 33.333 | 33.333 | 34.444 | 34.444 | 34.444 | 34.974 |
| Bangka Belitung | 47.818 | 47.818 | 47.818 | 46.455 | 48.409 | 50.227 |
| Kepulauan Riau | 39.800 | 39.800 | 39.800 | 40.000 | 40.000 | 41.600 |
| Jawa Barat | - | - | - | - | - | - |
| Jawa Tengah | - | - | - | - | - | - |
| D. I. Yogyakarta | 26.000 | 26.000 | 26.000 | 26.000 | 25.000 | 25.000 |
| Jawa Timur | - | - | - | - | - | - |
| Banten | - | - | - | - | - | - |
| Bali | 26.206 | 26.235 | 26.500 | 26.647 | 27.206 | 27.588 |
| Nusa Tenggara Barat | - | - | - | - | - | - |
| Nusa Tenggara Timur | 29.286 | 29.643 | 29.643 | 30.500 | 30.500 | 30.500 |
| Kalimantan Barat | 32.737 | 33.105 | 32.842 | 31.895 | 31.421 | 31.632 |
| Kalimantan Tengah | 22.143 | 22.714 | 23.571 | 23.571 | 23.571 | 25.143 |
| Kalimantan Selatan | - | - | - | - | - | - |
| Kalimantan Timur | 25.000 | 25.000 | 25.000 | 25.000 | 25.000 | 26.250 |
| Sulawesi Utara | 29.033 | 30.667 | 31.333 | 31.333 | 31.467 | 31.467 |
| Sulawesi Tengah | 30.313 | 26.563 | 28.438 | 28.438 | 29.063 | 29.063 |
| Sulawesi Selatan | - | - | - | - | - | - |
| Sulawesi Tenggara | - | - | - | - | - | - |
| Gorontalo | - | - | - | - | - | - |
| Sulawesi Barat | 35.000 | 35.000 | 35.000 | 35.000 | 35.000 | 35.000 |
| Maluku | 27.800 | 27.800 | 27.800 | 28.800 | 28.800 | 28.800 |
| Maluku Utara | 25.000 | 25.000 | 25.000 | 25.000 | 25.000 | 25.000 |
| Papua Barat | 38.750 | 43.750 | 43.750 | 45.000 | 45.000 | 45.000 |
| Papua | 42.368 | 43.421 | 43.421 | 43.684 | 44.211 | 44.737 |
| Nasional | 31.667 | 31.947 | 32.233 | 32.339 | 32.491 | 32.969 |

Tabel 1.13: Lanjutan

| Provinsi | Juli | Agustus | September | Oktober | November | Desember | Rata-rata |
|--------------------------|---------------|----------------|------------------|----------------|-----------------|-----------------|------------------|
| (1) | (8) | (9) | (10) | (11) | (12) | (13) | (14) |
| Nanggroe Aceh Darussalam | - | - | - | - | - | - | - |
| Sumatera Utara | 28.700 | 29.900 | 30.650 | 31.300 | 31.300 | 32.800 | 29.333 |
| Sumatera Barat | - | - | - | - | - | - | - |
| Riau | - | - | - | - | - | - | - |
| Jambi | - | - | - | - | - | - | - |
| Sumatera Selatan | - | - | - | - | - | - | - |
| Bengkulu | - | - | - | - | - | - | - |
| Lampung | 34.974 | 34.974 | 34.974 | 33.936 | 36.301 | 42.796 | 35.244 |
| Bangka Belitung | 50.227 | 50.227 | 50.227 | 50.000 | 44.091 | 45.455 | 48.231 |
| Kepulauan Riau | 41.600 | 42.600 | 45.600 | 45.600 | 46.400 | 46.400 | 42.433 |
| Jawa Barat | - | - | - | - | - | - | - |
| Jawa Tengah | - | - | - | - | - | - | - |
| D. I. Yogyakarta | 28.500 | 28.500 | 28.500 | 28.500 | 28.500 | 28.500 | 27.083 |
| Jawa Timur | - | - | - | - | - | - | - |
| Banten | - | - | - | - | - | - | - |
| Bali | 28.118 | 28.912 | 28.529 | 28.529 | 28.882 | 29.662 | 27.751 |
| Nusa Tenggara Barat | - | - | - | - | - | - | - |
| Nusa Tenggara Timur | 31.571 | 31.571 | 32.286 | 32.286 | 33.000 | 33.000 | 31.149 |
| Kalimantan Barat | 31.789 | 32.974 | 32.974 | 35.395 | 35.921 | 36.289 | 33.248 |
| Kalimantan Tengah | 26.571 | 26.571 | 26.571 | 27.429 | 26.857 | 26.857 | 25.131 |
| Kalimantan Selatan | - | - | - | - | - | - | - |
| Kalimantan Timur | 26.250 | 26.250 | 26.250 | 26.250 | 27.500 | 27.500 | 25.938 |
| Sulawesi Utara | 31.800 | 31.667 | 31.667 | 31.000 | 31.000 | 31.000 | 31.119 |
| Sulawesi Tengah | 29.063 | 29.063 | 26.563 | 26.875 | 28.125 | 30.625 | 28.516 |
| Sulawesi Selatan | - | - | - | - | - | - | - |
| Sulawesi Tenggara | - | - | - | - | - | - | - |
| Gorontalo | - | - | - | - | - | - | - |
| Sulawesi Barat | 35.000 | 35.000 | 35.000 | 35.000 | 35.000 | 35.000 | 35.000 |
| Maluku | 28.800 | 28.800 | 28.800 | 28.800 | 28.800 | 28.800 | 28.550 |
| Maluku Utara | 25.000 | 25.000 | 25.000 | 25.000 | 25.556 | 25.556 | 25.093 |
| Papua Barat | 47.500 | 50.000 | 52.500 | 51.250 | 51.250 | 51.250 | 47.083 |
| Papua | 45.526 | 46.316 | 47.632 | 47.895 | 49.211 | 49.737 | 45.680 |
| Nasional | 33.588 | 34.019 | 34.337 | 34.414 | 34.570 | 35.366 | 33.328 |

Tabel 1.14
Harga Konsumen Perdesaan Kelompok Bahan Makanan, 2008
Daging Ayam (Rp/Kg)

| Provinsi | Januari | Februari | Maret | April | Mei | Juni |
|--------------------------|---------------|---------------|---------------|---------------|---------------|---------------|
| (1) | (2) | (3) | (4) | (5) | (6) | (7) |
| Nanggroe Aceh Darussalam | 32.364 | 32.545 | 33.818 | 31.727 | 31.273 | 32.364 |
| Sumatera Utara | 21.978 | 22.217 | 22.304 | 23.087 | 24.739 | 24.826 |
| Sumatera Barat | 23.019 | 22.667 | 23.111 | 22.815 | 22.926 | 24.759 |
| Riau | 23.850 | 23.850 | 23.800 | 24.250 | 25.600 | 25.650 |
| Jambi | 22.000 | 22.529 | 23.765 | 23.853 | 25.471 | 26.176 |
| Sumatera Selatan | 21.100 | 20.550 | 20.650 | 21.250 | 21.200 | 21.850 |
| Bengkulu | 24.200 | 24.200 | 23.900 | 23.933 | 24.933 | 26.533 |
| Lampung | 20.000 | 19.500 | 19.857 | 21.000 | 23.429 | 23.964 |
| Bangka Belitung | 24.200 | 24.350 | 24.250 | 24.400 | 25.000 | 26.300 |
| Kepulauan Riau | 25.588 | 26.765 | 26.824 | 27.118 | 27.765 | 28.059 |
| Jawa Barat | 18.994 | 19.013 | 19.501 | 19.989 | 20.329 | 20.569 |
| Jawa Tengah | 19.086 | 19.159 | 19.353 | 19.710 | 20.366 | 20.269 |
| D. I. Yogyakarta | 18.864 | 19.455 | 19.545 | 19.000 | 20.364 | 19.795 |
| Jawa Timur | 17.690 | 17.808 | 18.212 | 18.743 | 19.712 | 19.565 |
| Banten | 19.413 | 19.196 | 20.370 | 19.283 | 20.022 | 20.152 |
| Bali | 19.316 | 19.947 | 20.395 | 20.711 | 21.368 | 21.368 |
| Nusa Tenggara Barat | 22.643 | 22.714 | 22.429 | 21.679 | 22.214 | 24.929 |
| Nusa Tenggara Timur | 37.333 | 37.333 | 37.333 | 37.333 | 36.667 | 36.667 |
| Kalimantan Barat | 27.654 | 27.885 | 27.269 | 27.462 | 28.115 | 29.038 |
| Kalimantan Tengah | 25.704 | 26.204 | 27.537 | 27.500 | 27.481 | 27.815 |
| Kalimantan Selatan | 21.121 | 21.496 | 22.067 | 22.388 | 22.281 | 23.371 |
| Kalimantan Timur | 29.524 | 29.238 | 30.619 | 28.429 | 28.476 | 30.476 |
| Sulawesi Utara | 20.313 | 20.313 | 20.938 | 21.063 | 21.750 | 22.125 |
| Sulawesi Tengah | 26.813 | 27.125 | 27.750 | 23.688 | 24.875 | 25.125 |
| Sulawesi Selatan | 21.429 | 20.286 | 20.286 | 22.143 | 22.857 | 22.857 |
| Sulawesi Tenggara | 29.571 | 28.571 | 28.571 | 28.571 | 29.286 | 29.286 |
| Gorontalo | 27.250 | 27.250 | 23.500 | 23.750 | 23.750 | 24.375 |
| Sulawesi Barat | 31.429 | 31.429 | 31.000 | 31.286 | 32.857 | 33.286 |
| Maluku | 26.778 | 26.778 | 26.778 | 26.778 | 27.222 | 26.667 |
| Maluku Utara | 25.650 | 25.900 | 25.900 | 26.900 | 26.900 | 27.400 |
| Papua Barat | 34.000 | 32.556 | 32.556 | 32.556 | 32.000 | 32.889 |
| Papua | 36.600 | 36.600 | 36.600 | 37.100 | 37.100 | 40.600 |
| Nasional | 24.858 | 24.857 | 25.025 | 24.984 | 25.573 | 26.222 |

Tabel 1.14: Lanjutan

| Provinsi | Juli | Agustus | September | Oktober | November | Desember | Rata-rata |
|--------------------------|---------------|----------------|------------------|----------------|-----------------|-----------------|------------------|
| (1) | (8) | (9) | (10) | (11) | (12) | (13) | (14) |
| Nanggroe Aceh Darussalam | 33.273 | 33.273 | 34.455 | 34.455 | 33.909 | 35.273 | 33.227 |
| Sumatera Utara | 25.500 | 24.978 | 25.500 | 26.217 | 25.696 | 24.696 | 24.312 |
| Sumatera Barat | 25.111 | 25.852 | 25.963 | 26.222 | 25.852 | 25.741 | 24.503 |
| Riau | 25.775 | 26.025 | 27.550 | 27.750 | 27.100 | 27.100 | 25.692 |
| Jambi | 27.529 | 27.765 | 27.471 | 27.471 | 27.059 | 27.000 | 25.674 |
| Sumatera Selatan | 22.600 | 24.350 | 24.900 | 24.550 | 24.900 | 24.400 | 22.692 |
| Bengkulu | 26.267 | 26.267 | 26.933 | 26.933 | 26.200 | 26.667 | 25.581 |
| Lampung | 24.500 | 24.929 | 27.286 | 28.214 | 26.000 | 26.071 | 23.729 |
| Bangka Belitung | 27.000 | 27.300 | 27.550 | 27.750 | 27.825 | 27.875 | 26.150 |
| Kepulauan Riau | 28.059 | 27.941 | 30.471 | 30.588 | 30.529 | 30.471 | 28.348 |
| Jawa Barat | 21.194 | 22.700 | 24.781 | 24.800 | 24.338 | 23.675 | 21.657 |
| Jawa Tengah | 21.091 | 21.916 | 24.184 | 24.890 | 24.611 | 23.639 | 21.523 |
| D. I. Yogyakarta | 21.364 | 22.023 | 24.205 | 23.659 | 24.205 | 22.227 | 21.225 |
| Jawa Timur | 20.449 | 21.660 | 23.635 | 24.306 | 24.028 | 22.611 | 20.702 |
| Banten | 20.630 | 22.065 | 23.065 | 23.413 | 22.717 | 22.935 | 21.105 |
| Bali | 22.079 | 23.553 | 24.316 | 23.684 | 23.474 | 23.842 | 22.004 |
| Nusa Tenggara Barat | 25.071 | 25.214 | 28.286 | 28.929 | 26.929 | 27.071 | 24.842 |
| Nusa Tenggara Timur | 36.667 | 38.333 | 38.333 | 38.333 | 38.333 | 38.333 | 37.583 |
| Kalimantan Barat | 30.538 | 31.000 | 31.038 | 30.731 | 30.654 | 30.962 | 29.362 |
| Kalimantan Tengah | 28.667 | 28.278 | 28.796 | 29.778 | 29.593 | 30.037 | 28.116 |
| Kalimantan Selatan | 23.728 | 24.228 | 24.304 | 26.411 | 26.429 | 26.768 | 23.716 |
| Kalimantan Timur | 32.143 | 31.810 | 33.476 | 33.286 | 33.857 | 34.524 | 31.321 |
| Sulawesi Utara | 21.688 | 21.688 | 21.688 | 21.625 | 22.250 | 22.250 | 21.474 |
| Sulawesi Tengah | 25.500 | 25.500 | 28.000 | 28.625 | 28.625 | 28.625 | 26.688 |
| Sulawesi Selatan | 22.857 | 22.857 | 25.429 | 25.429 | 25.429 | 25.429 | 23.107 |
| Sulawesi Tenggara | 29.286 | 29.286 | 29.286 | 29.571 | 29.571 | 29.571 | 29.202 |
| Gorontalo | 24.375 | 24.375 | 31.250 | 30.000 | 30.000 | 31.125 | 26.750 |
| Sulawesi Barat | 33.286 | 33.286 | 33.286 | 33.286 | 35.857 | 36.571 | 33.071 |
| Maluku | 27.000 | 26.889 | 27.444 | 28.556 | 28.889 | 28.889 | 27.389 |
| Maluku Utara | 27.400 | 27.400 | 28.400 | 28.800 | 28.800 | 28.800 | 27.354 |
| Papua Barat | 34.556 | 34.222 | 35.667 | 35.333 | 36.222 | 37.333 | 34.157 |
| Papua | 41.800 | 40.100 | 43.900 | 42.900 | 44.700 | 45.800 | 40.317 |
| Nasional | 26.781 | 27.096 | 28.464 | 28.640 | 28.581 | 28.635 | 26.643 |

Tabel 1.15
Harga Konsumen Perdesaan Kelompok Bahan Makanan, 2008
Hati Ayam (Rp/Kg)

| Provinsi | Januari | Februari | Maret | April | Mei | Juni |
|--------------------------|----------------|-----------------|---------------|---------------|---------------|---------------|
| (1) | (2) | (3) | (4) | (5) | (6) | (7) |
| Nanggroe Aceh Darussalam | 20.000 | 20.000 | 20.000 | 20.000 | 20.000 | 20.000 |
| Sumatera Utara | 14.250 | 14.125 | 14.000 | 15.750 | 18.750 | 18.625 |
| Sumatera Barat | 12.500 | 12.500 | 12.500 | 12.500 | 12.500 | 12.500 |
| Riau | 15.000 | 15.000 | 15.000 | 15.000 | 15.000 | 15.000 |
| Jambi | 14.417 | 14.417 | 15.250 | 15.750 | 15.750 | 15.750 |
| Sumatera Selatan | 16.000 | 16.000 | 16.000 | 16.000 | 16.000 | 16.000 |
| Bengkulu | 16.714 | 16.714 | 16.714 | 16.714 | 17.500 | 18.214 |
| Lampung | 17.333 | 17.333 | 17.333 | 17.333 | 17.667 | 18.167 |
| Bangka Belitung | 24.857 | 25.571 | 25.571 | 25.571 | 26.571 | 26.571 |
| Kepulauan Riau | 18.333 | 18.333 | 18.667 | 19.000 | 19.000 | 19.000 |
| Jawa Barat | 16.818 | 17.000 | 17.152 | 17.621 | 17.652 | 17.855 |
| Jawa Tengah | 15.475 | 15.663 | 15.788 | 15.913 | 16.213 | 16.175 |
| D. I. Yogyakarta | 15.583 | 16.167 | 15.833 | 16.500 | 16.625 | 16.333 |
| Jawa Timur | 16.196 | 16.461 | 16.755 | 17.239 | 17.798 | 17.916 |
| Banten | 15.250 | 15.300 | 16.350 | 15.950 | 15.950 | 16.050 |
| Bali | 17.875 | 18.542 | 19.208 | 19.292 | 20.042 | 19.792 |
| Nusa Tenggara Barat | 22.000 | 21.857 | 21.571 | 20.714 | 21.857 | 22.000 |
| Nusa Tenggara Timur | 25.000 | 25.000 | 25.000 | 25.000 | 25.000 | 25.000 |
| Kalimantan Barat | 27.333 | 27.333 | 27.333 | 26.778 | 26.778 | 28.778 |
| Kalimantan Tengah | 27.850 | 27.950 | 25.850 | 25.450 | 25.450 | 25.850 |
| Kalimantan Selatan | 25.600 | 25.600 | 24.000 | 24.000 | 26.000 | 26.000 |
| Kalimantan Timur | 22.100 | 22.500 | 22.900 | 23.300 | 22.800 | 24.600 |
| Sulawesi Utara | 21.250 | 21.250 | 21.250 | 21.250 | 19.000 | 19.000 |
| Sulawesi Tengah | 15.500 | 15.500 | 16.000 | 16.000 | 16.000 | 16.000 |
| Sulawesi Selatan | - | - | - | - | - | - |
| Sulawesi Tenggara | - | - | - | - | - | - |
| Gorontalo | 27.500 | 27.500 | 27.500 | 27.500 | 27.500 | 28.750 |
| Sulawesi Barat | - | - | - | - | - | - |
| Maluku | 25.000 | 25.294 | 25.294 | 25.821 | 25.821 | 25.821 |
| Maluku Utara | 32.500 | 32.500 | 32.000 | 32.250 | 32.500 | 32.500 |
| Papua Barat | 27.500 | 27.500 | 27.500 | 27.500 | 27.500 | 28.000 |
| Papua | 30.000 | 30.000 | 30.000 | 30.000 | 30.000 | 32.500 |
| Nasional | 20.543 | 20.652 | 20.632 | 20.748 | 21.008 | 21.336 |

Tabel 1.15: Lanjutan

| Provinsi | Juli | Agustus | September | Oktober | November | Desember | Rata-rata |
|--------------------------|---------------|----------------|------------------|----------------|-----------------|-----------------|------------------|
| (1) | (8) | (9) | (10) | (11) | (12) | (13) | (14) |
| Nanggroe Aceh Darussalam | 20.000 | 20.000 | 20.000 | 20.000 | 20.000 | 20.000 | 20.000 |
| Sumatera Utara | 19.000 | 18.500 | 17.875 | 18.250 | 17.250 | 16.500 | 16.906 |
| Sumatera Barat | 15.000 | 17.500 | 17.500 | 16.500 | 16.500 | 16.500 | 14.542 |
| Riau | 16.667 | 15.000 | 17.000 | 17.000 | 18.667 | 18.667 | 16.083 |
| Jambi | 17.417 | 17.417 | 16.917 | 16.917 | 16.583 | 16.583 | 16.097 |
| Sumatera Selatan | 16.000 | 16.000 | 16.000 | 16.000 | 16.000 | 16.000 | 16.000 |
| Bengkulu | 18.214 | 18.214 | 18.571 | 18.571 | 17.857 | 18.286 | 17.690 |
| Lampung | 18.333 | 18.667 | 18.667 | 18.667 | 18.667 | 18.667 | 18.069 |
| Bangka Belitung | 26.571 | 26.571 | 26.571 | 25.857 | 26.286 | 25.571 | 26.012 |
| Kepulauan Riau | 21.333 | 20.667 | 26.667 | 26.667 | 26.667 | 26.333 | 21.722 |
| Jawa Barat | 18.091 | 18.970 | 19.985 | 21.121 | 20.273 | 19.636 | 18.514 |
| Jawa Tengah | 16.450 | 16.963 | 17.763 | 18.263 | 18.313 | 17.563 | 16.711 |
| D. I. Yogyakarta | 17.542 | 17.708 | 18.792 | 18.708 | 18.917 | 17.083 | 17.149 |
| Jawa Timur | 18.804 | 19.686 | 21.216 | 21.882 | 21.875 | 20.833 | 18.888 |
| Banten | 16.150 | 17.250 | 19.150 | 19.450 | 19.450 | 18.850 | 17.096 |
| Bali | 20.375 | 21.542 | 22.083 | 21.833 | 21.875 | 21.958 | 20.368 |
| Nusa Tenggara Barat | 23.143 | 23.429 | 27.000 | 26.571 | 25.857 | 25.286 | 23.440 |
| Nusa Tenggara Timur | 25.000 | 25.000 | 25.000 | 25.000 | 25.000 | 25.000 | 25.000 |
| Kalimantan Barat | 29.000 | 30.000 | 30.000 | 30.000 | 30.000 | 30.778 | 28.676 |
| Kalimantan Tengah | 26.950 | 26.850 | 27.350 | 28.050 | 28.450 | 28.450 | 27.042 |
| Kalimantan Selatan | 27.600 | 27.600 | 30.000 | 31.000 | 31.000 | 31.000 | 27.450 |
| Kalimantan Timur | 25.200 | 25.200 | 25.400 | 24.750 | 25.950 | 26.200 | 24.242 |
| Sulawesi Utara | 19.000 | 17.500 | 17.500 | 17.500 | 17.500 | 17.500 | 19.125 |
| Sulawesi Tengah | 16.000 | 16.000 | 16.000 | 16.000 | 16.000 | 16.000 | 15.917 |
| Sulawesi Selatan | - | - | - | - | - | - | - |
| Sulawesi Tenggara | - | - | - | - | - | - | - |
| Gorontalo | 28.750 | 28.750 | 28.750 | 27.500 | 27.500 | 28.000 | 27.958 |
| Sulawesi Barat | - | - | - | - | - | - | - |
| Maluku | 26.140 | 26.484 | 26.484 | 26.484 | 26.484 | 26.608 | 25.978 |
| Maluku Utara | 31.500 | 31.500 | 31.500 | 32.000 | 32.000 | 32.000 | 32.063 |
| Papua Barat | 30.000 | 28.000 | 35.000 | 20.000 | 33.000 | 35.000 | 28.875 |
| Papua | 32.500 | 32.500 | 32.500 | 32.500 | 32.500 | 32.500 | 31.458 |
| Nasional | 21.956 | 22.051 | 23.008 | 22.519 | 22.980 | 22.874 | 21.692 |

Tabel 1.16
Harga Konsumen Perdesaan Kelompok Bahan Makanan, 2008
Ikan Cakalang (Rp/Kg)

| Provinsi | Januari | Februari | Maret | April | Mei | Juni |
|--------------------------|---------------|---------------|---------------|---------------|---------------|---------------|
| (1) | (2) | (3) | (4) | (5) | (6) | (7) |
| Nanggroe Aceh Darussalam | 23.333 | 25.000 | 25.000 | 25.667 | 25.667 | 26.000 |
| Sumatera Utara | 18.500 | 18.500 | 18.500 | 18.250 | 19.250 | 22.500 |
| Sumatera Barat | 18.500 | 18.500 | 18.500 | 18.500 | 18.500 | 18.500 |
| Riau | 19.500 | 19.500 | 19.500 | 19.500 | 19.500 | 19.500 |
| Jambi | - | - | - | - | - | - |
| Sumatera Selatan | - | - | - | - | - | - |
| Bengkulu | - | - | - | - | - | - |
| Lampung | - | - | - | - | - | - |
| Bangka Belitung | 19.714 | 20.429 | 20.429 | 20.143 | 20.000 | 20.143 |
| Kepulauan Riau | 10.000 | 10.000 | 10.000 | 10.000 | 10.000 | 10.000 |
| Jawa Barat | 14.500 | 14.500 | 14.500 | 14.500 | 14.500 | 14.500 |
| Jawa Tengah | 11.000 | 11.667 | 11.667 | 11.333 | 11.667 | 11.667 |
| D. I. Yogyakarta | 10.000 | 10.000 | 10.000 | 10.000 | 11.333 | 11.333 |
| Jawa Timur | 12.942 | 14.313 | 13.792 | 14.238 | 14.583 | 15.396 |
| Banten | 23.500 | 23.500 | 23.500 | 23.500 | 27.000 | 27.000 |
| Bali | 18.357 | 20.071 | 19.929 | 19.929 | 21.214 | 22.643 |
| Nusa Tenggara Barat | 18.833 | 18.833 | 18.833 | 18.167 | 18.167 | 21.500 |
| Nusa Tenggara Timur | 11.125 | 11.125 | 11.125 | 11.125 | 12.375 | 12.375 |
| Kalimantan Barat | 13.000 | 12.333 | 12.667 | 13.667 | 15.000 | 15.000 |
| Kalimantan Tengah | 18.000 | 18.000 | 18.000 | 18.000 | 18.000 | 19.000 |
| Kalimantan Selatan | 12.000 | 12.000 | 12.000 | 12.000 | 14.000 | 14.000 |
| Kalimantan Timur | 19.167 | 19.333 | 19.500 | 19.500 | 20.333 | 21.333 |
| Sulawesi Utara | 16.100 | 15.900 | 16.500 | 16.350 | 16.480 | 16.480 |
| Sulawesi Tengah | 10.882 | 10.765 | 10.176 | 10.588 | 11.824 | 12.529 |
| Sulawesi Selatan | 14.591 | 14.500 | 14.545 | 13.864 | 15.500 | 17.909 |
| Sulawesi Tenggara | 10.527 | 9.892 | 9.417 | 9.758 | 9.883 | 11.663 |
| Gorontalo | 10.722 | 10.778 | 10.111 | 10.778 | 11.278 | 11.056 |
| Sulawesi Barat | 13.167 | 12.583 | 11.125 | 11.583 | 11.500 | 14.167 |
| Maluku | 15.038 | 14.243 | 14.153 | 15.380 | 16.190 | 15.829 |
| Maluku Utara | 17.938 | 16.313 | 15.063 | 15.625 | 17.594 | 16.938 |
| Papua Barat | 18.400 | 17.400 | 18.400 | 18.400 | 16.400 | 20.600 |
| Papua | 22.273 | 22.727 | 23.182 | 23.182 | 23.636 | 24.273 |
| Nasional | 15.772 | 15.811 | 15.718 | 15.840 | 16.478 | 17.280 |

Tabel 1.16: Lanjutan

| Provinsi | Juli | Agustus | September | Oktober | November | Desember | Rata-rata |
|--------------------------|---------------|----------------|------------------|----------------|-----------------|-----------------|------------------|
| (1) | (8) | (9) | (10) | (11) | (12) | (13) | (14) |
| Nanggroe Aceh Darussalam | 25.667 | 25.667 | 25.667 | 26.000 | 25.667 | 25.667 | 25.417 |
| Sumatera Utara | 22.500 | 22.500 | 22.500 | 22.500 | 22.500 | 22.500 | 20.875 |
| Sumatera Barat | 18.500 | 18.500 | 18.500 | 21.000 | 21.000 | 21.000 | 19.125 |
| Riau | 19.500 | 19.500 | 19.500 | 19.500 | 19.500 | 19.500 | 19.500 |
| Jambi | - | - | - | - | - | - | - |
| Sumatera Selatan | - | - | - | - | - | - | - |
| Bengkulu | - | - | - | - | - | - | - |
| Lampung | - | - | - | - | - | - | - |
| Bangka Belitung | 20.143 | 19.429 | 20.857 | 20.857 | 20.857 | 21.500 | 20.375 |
| Kepulauan Riau | 10.000 | 13.000 | 14.000 | 14.000 | 12.000 | 14.000 | 11.417 |
| Jawa Barat | 15.000 | 15.000 | 15.000 | 15.000 | 15.000 | 15.000 | 14.750 |
| Jawa Tengah | 11.667 | 11.667 | 11.667 | 11.667 | 11.667 | 12.000 | 11.611 |
| D. I. Yogyakarta | 11.667 | 12.333 | 13.000 | 13.667 | 12.000 | 12.000 | 11.444 |
| Jawa Timur | 15.283 | 15.242 | 15.542 | 16.458 | 16.135 | 17.094 | 15.085 |
| Banten | 27.000 | 27.500 | 27.500 | 27.000 | 28.000 | 28.000 | 26.083 |
| Bali | 21.786 | 22.071 | 22.429 | 21.000 | 21.214 | 21.429 | 21.006 |
| Nusa Tenggara Barat | 21.500 | 21.500 | 24.667 | 25.667 | 25.667 | 25.667 | 21.583 |
| Nusa Tenggara Timur | 13.625 | 12.875 | 13.625 | 13.625 | 13.625 | 13.625 | 12.521 |
| Kalimantan Barat | 15.667 | 16.333 | 18.000 | 18.333 | 18.667 | 18.667 | 15.611 |
| Kalimantan Tengah | 19.000 | 19.000 | 19.000 | 19.000 | 19.000 | 19.000 | 18.583 |
| Kalimantan Selatan | 14.000 | 14.000 | 14.000 | 14.000 | 14.000 | 14.000 | 13.333 |
| Kalimantan Timur | 21.667 | 21.833 | 22.000 | 22.667 | 22.333 | 22.250 | 20.993 |
| Sulawesi Utara | 16.680 | 16.880 | 16.880 | 16.880 | 16.880 | 16.880 | 16.574 |
| Sulawesi Tengah | 12.971 | 13.559 | 14.088 | 14.647 | 14.412 | 14.500 | 12.578 |
| Sulawesi Selatan | 18.318 | 17.773 | 17.636 | 18.000 | 18.136 | 18.182 | 16.580 |
| Sulawesi Tenggara | 11.838 | 11.888 | 12.238 | 13.175 | 13.575 | 13.475 | 11.444 |
| Gorontalo | 10.444 | 10.922 | 10.144 | 9.778 | 8.963 | 9.824 | 10.400 |
| Sulawesi Barat | 15.042 | 15.833 | 17.042 | 17.167 | 16.083 | 16.375 | 14.306 |
| Maluku | 16.743 | 15.373 | 14.963 | 15.053 | 14.653 | 15.603 | 15.268 |
| Maluku Utara | 16.438 | 17.688 | 18.313 | 17.289 | 17.708 | 17.875 | 17.065 |
| Papua Barat | 21.000 | 22.000 | 22.000 | 22.000 | 21.000 | 20.000 | 19.800 |
| Papua | 25.909 | 24.818 | 23.909 | 23.909 | 23.727 | 25.091 | 23.886 |
| Nasional | 17.484 | 17.667 | 18.024 | 18.209 | 17.999 | 18.239 | 17.043 |

Tabel 1.17
Harga Konsumen Perdesaan Kelompok Bahan Makanan, 2008
Cumi-cumi (Rp/Kg)

| Provinsi | Januari | Februari | Maret | April | Mei | Juni |
|--------------------------|---------------|---------------|---------------|---------------|---------------|---------------|
| (1) | (2) | (3) | (4) | (5) | (6) | (7) |
| Nanggroe Aceh Darussalam | 22.778 | 23.111 | 23.111 | 23.111 | 23.889 | 23.111 |
| Sumatera Utara | 17.800 | 18.050 | 18.100 | 17.800 | 17.700 | 19.100 |
| Sumatera Barat | 28.750 | 27.375 | 27.500 | 28.000 | 28.500 | 28.750 |
| Riau | 26.143 | 26.143 | 25.143 | 25.143 | 25.429 | 27.071 |
| Jambi | 23.750 | 24.500 | 24.500 | 24.500 | 25.750 | 25.750 |
| Sumatera Selatan | 32.000 | 32.000 | 30.500 | 30.500 | 31.250 | 31.250 |
| Bengkulu | 25.000 | 25.000 | 25.000 | 28.500 | 28.500 | 31.000 |
| Lampung | 26.429 | 25.714 | 25.000 | 24.571 | 25.714 | 25.143 |
| Bangka Belitung | 22.077 | 22.769 | 22.769 | 23.769 | 23.423 | 24.077 |
| Kepulauan Riau | 15.143 | 15.143 | 15.000 | 15.571 | 16.857 | 17.000 |
| Jawa Barat | 23.435 | 23.174 | 23.696 | 23.739 | 23.687 | 24.622 |
| Jawa Tengah | 20.926 | 21.278 | 20.630 | 19.704 | 19.889 | 20.741 |
| D. I. Yogyakarta | 28.167 | 28.500 | 25.333 | 26.833 | 26.833 | 27.333 |
| Jawa Timur | 22.314 | 23.200 | 22.771 | 22.629 | 22.857 | 23.686 |
| Banten | 22.786 | 23.929 | 24.714 | 24.143 | 23.321 | 23.286 |
| Bali | 15.000 | 17.500 | 17.500 | 20.000 | 23.000 | 23.000 |
| Nusa Tenggara Barat | 27.200 | 27.500 | 25.500 | 25.600 | 25.600 | 26.700 |
| Nusa Tenggara Timur | 14.167 | 17.500 | 17.500 | 17.500 | 17.500 | 17.500 |
| Kalimantan Barat | 20.000 | 19.833 | 20.667 | 21.500 | 20.833 | 21.417 |
| Kalimantan Tengah | 23.071 | 23.214 | 22.571 | 22.857 | 23.143 | 23.857 |
| Kalimantan Selatan | 18.250 | 18.250 | 18.250 | 18.750 | 17.750 | 17.750 |
| Kalimantan Timur | 27.909 | 27.727 | 25.727 | 25.636 | 26.545 | 27.273 |
| Sulawesi Utara | 30.000 | 24.057 | 25.163 | 29.349 | 30.552 | 29.124 |
| Sulawesi Tengah | 15.500 | 15.500 | 15.821 | 16.107 | 16.679 | 17.536 |
| Sulawesi Selatan | 23.714 | 26.429 | 26.429 | 26.429 | 26.429 | 29.286 |
| Sulawesi Tenggara | 18.281 | 17.656 | 17.344 | 17.781 | 19.502 | 20.002 |
| Gorontalo | 13.286 | 13.143 | 12.714 | 13.757 | 13.429 | 14.429 |
| Sulawesi Barat | 16.786 | 16.786 | 16.786 | 16.786 | 16.357 | 16.643 |
| Maluku | 26.880 | 26.880 | 26.880 | 27.080 | 27.080 | 24.080 |
| Maluku Utara | 19.181 | 19.181 | 19.181 | 20.966 | 22.395 | 22.395 |
| Papua Barat | 18.000 | 18.000 | 18.000 | 18.000 | 19.667 | 27.333 |
| Papua | 26.000 | 26.000 | 26.714 | 26.714 | 26.714 | 27.857 |
| Nasional | 22.210 | 22.345 | 22.079 | 22.604 | 23.024 | 23.691 |

Tabel 1.17: Lanjutan

| Provinsi | Juli | Agustus | September | Oktober | November | Desember | Rata-rata |
|--------------------------|---------------|----------------|------------------|----------------|-----------------|-----------------|------------------|
| (1) | (8) | (9) | (10) | (11) | (12) | (13) | (14) |
| Nanggroe Aceh Darussalam | 24.889 | 24.222 | 25.222 | 25.000 | 24.667 | 25.333 | 24.037 |
| Sumatera Utara | 19.200 | 19.000 | 19.100 | 18.900 | 19.000 | 19.200 | 18.579 |
| Sumatera Barat | 29.125 | 29.750 | 31.750 | 33.250 | 33.750 | 34.000 | 30.042 |
| Riau | 25.857 | 28.000 | 26.143 | 26.286 | 26.286 | 26.143 | 26.149 |
| Jambi | 25.750 | 25.500 | 25.750 | 25.750 | 25.250 | 25.250 | 25.167 |
| Sumatera Selatan | 31.250 | 30.500 | 33.000 | 33.000 | 33.000 | 33.000 | 31.771 |
| Bengkulu | 31.000 | 36.000 | 36.000 | 36.000 | 36.000 | 36.000 | 31.167 |
| Lampung | 26.714 | 27.571 | 29.000 | 30.214 | 32.143 | 32.857 | 27.589 |
| Bangka Belitung | 25.154 | 25.577 | 24.846 | 24.462 | 23.500 | 23.923 | 23.862 |
| Kepulauan Riau | 17.000 | 17.714 | 18.429 | 18.429 | 18.143 | 18.857 | 16.940 |
| Jawa Barat | 25.130 | 25.348 | 26.065 | 26.565 | 27.435 | 27.522 | 25.035 |
| Jawa Tengah | 21.037 | 21.259 | 22.759 | 22.778 | 22.852 | 22.685 | 21.378 |
| D. I. Yogyakarta | 27.833 | 28.667 | 30.667 | 31.833 | 31.000 | 28.667 | 28.472 |
| Jawa Timur | 24.457 | 23.886 | 25.971 | 25.586 | 25.114 | 24.629 | 23.925 |
| Banten | 24.429 | 25.929 | 27.571 | 27.643 | 26.714 | 26.857 | 25.110 |
| Bali | 23.000 | 23.000 | 23.000 | 22.000 | 22.000 | 23.000 | 21.000 |
| Nusa Tenggara Barat | 27.700 | 30.700 | 32.150 | 32.950 | 32.700 | 32.200 | 28.875 |
| Nusa Tenggara Timur | 17.500 | 17.500 | 17.500 | 17.500 | 17.500 | 17.500 | 17.222 |
| Kalimantan Barat | 21.167 | 21.583 | 22.083 | 21.833 | 21.833 | 21.250 | 21.167 |
| Kalimantan Tengah | 23.857 | 23.143 | 23.143 | 23.143 | 23.143 | 23.857 | 23.250 |
| Kalimantan Selatan | 17.750 | 17.750 | 17.750 | 18.750 | 18.750 | 18.750 | 18.208 |
| Kalimantan Timur | 27.727 | 28.364 | 28.909 | 30.000 | 29.636 | 29.455 | 27.909 |
| Sulawesi Utara | 27.907 | 27.740 | 29.602 | 27.991 | 27.213 | 28.260 | 28.080 |
| Sulawesi Tengah | 17.821 | 19.464 | 20.321 | 19.929 | 19.929 | 19.857 | 17.872 |
| Sulawesi Selatan | 29.286 | 29.286 | 30.071 | 30.000 | 29.000 | 29.357 | 27.976 |
| Sulawesi Tenggara | 20.127 | 20.127 | 20.752 | 21.689 | 21.377 | 21.377 | 19.668 |
| Gorontalo | 14.571 | 14.857 | 15.571 | 15.500 | 15.143 | 15.786 | 14.349 |
| Sulawesi Barat | 17.786 | 18.071 | 18.286 | 18.000 | 18.143 | 18.143 | 17.381 |
| Maluku | 24.000 | 23.360 | 21.880 | 23.800 | 23.800 | 24.800 | 25.043 |
| Maluku Utara | 22.395 | 22.395 | 22.395 | 22.500 | 22.302 | 23.469 | 21.563 |
| Papua Barat | 27.333 | 27.333 | 27.333 | 33.333 | 33.333 | 33.333 | 25.083 |
| Papua | 30.000 | 27.857 | 27.857 | 27.857 | 27.857 | 27.857 | 27.440 |
| Nasional | 24.024 | 24.420 | 25.027 | 25.390 | 25.266 | 25.412 | 23.791 |

Tabel 1.18
Harga Konsumen Perdesaan Kelompok Bahan Makanan, 2008
Ikan Ekor Kuning (Rp/Kg)

| Provinsi | Januari | Februari | Maret | April | Mei | Juni |
|--------------------------|---------------|---------------|---------------|---------------|---------------|---------------|
| (1) | (2) | (3) | (4) | (5) | (6) | (7) |
| Nanggroe Aceh Darussalam | 15.000 | 15.000 | 16.000 | 16.000 | 16.000 | 16.500 |
| Sumatera Utara | 15.400 | 15.800 | 15.800 | 15.500 | 15.500 | 15.400 |
| Sumatera Barat | 15.500 | 15.500 | 15.500 | 23.000 | 25.000 | 25.000 |
| Riau | 22.625 | 22.625 | 22.875 | 22.875 | 22.875 | 22.250 |
| Jambi | 20.000 | 25.000 | 25.000 | 25.000 | 25.000 | 25.000 |
| Sumatera Selatan | - | - | - | - | - | - |
| Bengkulu | 15.000 | 15.000 | 16.000 | 16.000 | 16.000 | 16.000 |
| Lampung | 14.667 | 14.667 | 14.667 | 14.000 | 14.667 | 15.000 |
| Bangka Belitung | 18.909 | 19.636 | 19.000 | 18.727 | 19.045 | 19.091 |
| Kepulauan Riau | 14.400 | 14.400 | 12.800 | 13.600 | 14.400 | 15.000 |
| Jawa Barat | 11.313 | 11.563 | 11.750 | 12.000 | 12.000 | 12.063 |
| Jawa Tengah | 11.167 | 11.278 | 11.500 | 11.333 | 11.333 | 11.444 |
| D. I. Yogyakarta | 14.250 | 14.250 | 14.250 | 12.375 | 12.375 | 12.375 |
| Jawa Timur | 10.167 | 10.375 | 10.417 | 10.017 | 10.025 | 10.900 |
| Banten | 12.600 | 12.600 | 12.600 | 14.600 | 14.600 | 15.200 |
| Bali | 17.333 | 17.333 | 17.333 | 17.333 | 17.333 | 19.000 |
| Nusa Tenggara Barat | 18.250 | 18.750 | 16.250 | 15.750 | 16.250 | 19.250 |
| Nusa Tenggara Timur | 13.000 | 13.571 | 13.571 | 13.571 | 13.571 | 14.429 |
| Kalimantan Barat | 17.400 | 17.400 | 17.800 | 17.800 | 17.800 | 18.200 |
| Kalimantan Tengah | 15.333 | 15.333 | 15.333 | 15.333 | 15.333 | 15.333 |
| Kalimantan Selatan | - | - | - | - | - | - |
| Kalimantan Timur | 18.000 | 18.000 | 17.000 | 16.571 | 17.286 | 18.714 |
| Sulawesi Utara | 15.714 | 15.714 | 14.286 | 14.500 | 14.600 | 15.314 |
| Sulawesi Tengah | 11.633 | 11.767 | 11.400 | 12.033 | 13.000 | 13.767 |
| Sulawesi Selatan | 18.750 | 19.250 | 18.750 | 18.750 | 19.250 | 20.250 |
| Sulawesi Tenggara | 10.500 | 10.143 | 10.107 | 10.571 | 10.679 | 11.929 |
| Gorontalo | 10.833 | 11.389 | 11.417 | 9.917 | 10.250 | 10.333 |
| Sulawesi Barat | 13.917 | 14.083 | 12.583 | 12.167 | 11.667 | 12.750 |
| Maluku | 11.314 | 11.600 | 11.600 | 11.886 | 11.798 | 12.743 |
| Maluku Utara | 15.786 | 14.286 | 13.643 | 17.929 | 17.500 | 17.857 |
| Papua Barat | 17.000 | 16.286 | 17.000 | 17.000 | 15.571 | 17.429 |
| Papua | 27.455 | 28.364 | 29.000 | 28.818 | 29.273 | 30.909 |
| Nasional | 15.441 | 15.699 | 15.508 | 15.832 | 15.999 | 16.648 |

Tabel 1.18: Lanjutan

| Provinsi | Juli | Agustus | September | Oktober | November | Desember | Rata-rata |
|--------------------------|---------------|---------------|---------------|---------------|---------------|---------------|---------------|
| (1) | (8) | (9) | (10) | (11) | (12) | (13) | (14) |
| Nanggroe Aceh Darussalam | 16.000 | 16.000 | 16.000 | 16.500 | 16.000 | 16.000 | 15.917 |
| Sumatera Utara | 15.600 | 15.400 | 15.600 | 15.800 | 15.600 | 15.800 | 15.600 |
| Sumatera Barat | 25.000 | 25.000 | 25.000 | 27.000 | 27.500 | 27.500 | 23.042 |
| Riau | 23.250 | 22.250 | 22.250 | 22.250 | 22.250 | 22.250 | 22.552 |
| Jambi | 25.000 | 25.000 | 28.000 | 28.000 | 28.000 | 28.000 | 25.583 |
| Sumatera Selatan | - | - | - | - | - | - | - |
| Bengkulu | 16.000 | 16.000 | 16.000 | 16.000 | 16.000 | 16.000 | 15.833 |
| Lampung | 16.000 | 16.000 | 16.000 | 16.000 | 16.000 | 16.000 | 15.306 |
| Bangka Belitung | 21.045 | 20.864 | 20.864 | 20.091 | 19.818 | 21.273 | 19.864 |
| Kepulauan Riau | 15.000 | 15.600 | 17.200 | 17.200 | 16.800 | 16.800 | 15.267 |
| Jawa Barat | 12.875 | 13.250 | 13.250 | 13.250 | 13.250 | 14.625 | 12.599 |
| Jawa Tengah | 11.444 | 12.111 | 12.167 | 12.500 | 12.500 | 12.722 | 11.792 |
| D. I. Yogyakarta | 12.375 | 12.375 | 12.500 | 12.500 | 12.500 | 12.500 | 12.885 |
| Jawa Timur | 11.321 | 11.238 | 11.742 | 11.742 | 11.642 | 11.933 | 10.960 |
| Banten | 15.600 | 16.100 | 15.700 | 17.300 | 17.040 | 16.300 | 15.020 |
| Bali | 19.000 | 19.000 | 19.000 | 19.000 | 19.000 | 19.000 | 18.306 |
| Nusa Tenggara Barat | 19.000 | 20.250 | 26.750 | 27.000 | 25.500 | 25.500 | 20.708 |
| Nusa Tenggara Timur | 16.714 | 17.071 | 17.071 | 15.643 | 15.643 | 15.286 | 14.929 |
| Kalimantan Barat | 17.800 | 18.600 | 18.800 | 18.800 | 19.200 | 20.200 | 18.317 |
| Kalimantan Tengah | 15.333 | 20.000 | 20.000 | 20.000 | 20.000 | 20.000 | 17.278 |
| Kalimantan Selatan | - | - | - | - | - | - | - |
| Kalimantan Timur | 19.286 | 19.000 | 19.286 | 19.571 | 19.571 | 19.571 | 18.488 |
| Sulawesi Utara | 15.314 | 15.600 | 15.600 | 15.600 | 15.600 | 15.600 | 15.287 |
| Sulawesi Tengah | 14.200 | 14.567 | 15.200 | 15.533 | 15.700 | 16.167 | 13.747 |
| Sulawesi Selatan | 21.500 | 21.500 | 22.250 | 22.250 | 22.250 | 22.250 | 20.583 |
| Sulawesi Tenggara | 12.714 | 12.786 | 12.714 | 13.250 | 13.250 | 13.250 | 11.824 |
| Gorontalo | 11.556 | 12.000 | 12.167 | 12.667 | 12.167 | 13.111 | 11.484 |
| Sulawesi Barat | 14.000 | 14.417 | 16.000 | 16.167 | 14.667 | 15.167 | 13.965 |
| Maluku | 13.196 | 13.853 | 13.524 | 13.653 | 12.939 | 12.910 | 12.585 |
| Maluku Utara | 17.643 | 18.357 | 18.643 | 17.112 | 18.857 | 19.286 | 17.241 |
| Papua Barat | 18.143 | 18.143 | 18.143 | 18.143 | 18.143 | 18.143 | 17.429 |
| Papua | 32.273 | 31.182 | 31.182 | 31.182 | 30.545 | 31.455 | 30.136 |
| Nasional | 17.139 | 17.450 | 17.953 | 18.057 | 17.931 | 18.153 | 16.818 |

Tabel 1.19
Harga Konsumen Perdesaan Kelompok Bahan Makanan, 2008
Ikan Kembung (Rp/Kg)

| Provinsi | Januari | Februari | Maret | April | Mei | Juni |
|--------------------------|---------------|---------------|---------------|---------------|---------------|---------------|
| (1) | (2) | (3) | (4) | (5) | (6) | (7) |
| Nanggroe Aceh Darussalam | 19.889 | 19.667 | 22.556 | 22.556 | 22.556 | 22.889 |
| Sumatera Utara | 17.722 | 18.611 | 18.944 | 18.111 | 18.306 | 19.083 |
| Sumatera Barat | 20.250 | 21.167 | 21.333 | 20.583 | 22.583 | 23.667 |
| Riau | 20.350 | 20.350 | 20.850 | 21.050 | 20.750 | 20.800 |
| Jambi | 18.357 | 18.786 | 18.643 | 18.929 | 18.929 | 19.286 |
| Sumatera Selatan | 12.667 | 12.667 | 13.167 | 13.167 | 13.167 | 13.167 |
| Bengkulu | 19.500 | 19.500 | 20.000 | 20.000 | 20.000 | 21.000 |
| Lampung | 15.778 | 16.333 | 15.444 | 15.556 | 15.778 | 16.333 |
| Bangka Belitung | 18.154 | 18.538 | 18.000 | 18.654 | 18.846 | 19.692 |
| Kepulauan Riau | 14.333 | 14.833 | 14.333 | 13.667 | 14.333 | 15.000 |
| Jawa Barat | 15.286 | 15.500 | 15.905 | 16.119 | 16.095 | 16.286 |
| Jawa Tengah | 10.474 | 10.553 | 10.726 | 10.395 | 10.579 | 10.711 |
| D. I. Yogyakarta | 13.000 | 13.111 | 13.056 | 13.111 | 13.556 | 14.222 |
| Jawa Timur | 10.123 | 10.442 | 10.192 | 10.519 | 10.577 | 10.462 |
| Banten | 13.679 | 13.679 | 13.964 | 14.821 | 14.536 | 15.536 |
| Bali | 12.000 | 12.000 | 12.000 | 16.000 | 16.000 | 16.000 |
| Nusa Tenggara Barat | 16.500 | 20.000 | 17.500 | 17.500 | 20.000 | 18.500 |
| Nusa Tenggara Timur | 12.938 | 13.250 | 13.250 | 13.250 | 13.375 | 14.000 |
| Kalimantan Barat | 19.133 | 19.867 | 20.133 | 20.267 | 20.267 | 20.667 |
| Kalimantan Tengah | 16.222 | 16.222 | 18.000 | 18.111 | 18.444 | 18.667 |
| Kalimantan Selatan | 15.375 | 14.875 | 15.500 | 15.750 | 17.000 | 17.500 |
| Kalimantan Timur | 18.000 | 18.455 | 20.091 | 20.091 | 19.455 | 21.182 |
| Sulawesi Utara | 9.167 | 9.167 | 9.167 | 9.167 | 9.167 | 10.000 |
| Sulawesi Tengah | 11.583 | 10.750 | 9.500 | 10.333 | 13.000 | 14.083 |
| Sulawesi Selatan | 16.600 | 19.000 | 18.000 | 18.600 | 17.400 | 18.900 |
| Sulawesi Tenggara | 10.468 | 10.408 | 10.508 | 10.335 | 10.802 | 12.280 |
| Gorontalo | 9.917 | 10.083 | 8.667 | 10.333 | 9.583 | 9.833 |
| Sulawesi Barat | 12.400 | 12.600 | 11.000 | 11.200 | 11.000 | 11.800 |
| Maluku | 15.494 | 15.497 | 15.538 | 15.850 | 16.600 | 17.100 |
| Maluku Utara | 16.063 | 14.188 | 13.688 | 14.500 | 14.750 | 14.750 |
| Papua Barat | 14.000 | 14.400 | 14.000 | 15.000 | 14.000 | 16.000 |
| Papua | 22.083 | 24.167 | 24.167 | 24.167 | 24.167 | 24.583 |
| Nasional | 15.234 | 15.583 | 15.557 | 15.865 | 16.112 | 16.687 |

Tabel 1.19: Lanjutan

| Provinsi | Juli | Agustus | September | Oktober | November | Desember | Rata-rata |
|--------------------------|---------------|----------------|------------------|----------------|-----------------|-----------------|------------------|
| (1) | (8) | (9) | (10) | (11) | (12) | (13) | (14) |
| Nanggroe Aceh Darussalam | 23.000 | 22.778 | 24.222 | 24.222 | 23.889 | 23.889 | 22.676 |
| Sumatera Utara | 18.944 | 18.889 | 18.889 | 19.444 | 19.333 | 19.444 | 18.810 |
| Sumatera Barat | 23.417 | 24.000 | 24.333 | 24.417 | 24.667 | 25.250 | 22.972 |
| Riau | 21.350 | 21.600 | 22.200 | 22.200 | 22.100 | 22.100 | 21.308 |
| Jambi | 18.786 | 18.786 | 19.071 | 18.929 | 19.071 | 19.857 | 18.952 |
| Sumatera Selatan | 13.167 | 13.833 | 14.167 | 14.167 | 14.167 | 14.167 | 13.472 |
| Bengkulu | 21.000 | 21.000 | 21.000 | 21.000 | 21.000 | 21.000 | 20.500 |
| Lampung | 17.111 | 17.778 | 18.222 | 18.444 | 18.111 | 17.778 | 16.889 |
| Bangka Belitung | 20.615 | 20.077 | 19.077 | 19.308 | 18.962 | 19.538 | 19.122 |
| Kepulauan Riau | 15.167 | 16.000 | 17.000 | 17.000 | 17.000 | 17.333 | 15.500 |
| Jawa Barat | 16.667 | 16.762 | 16.905 | 16.905 | 17.286 | 17.452 | 16.431 |
| Jawa Tengah | 11.184 | 11.237 | 12.079 | 12.158 | 11.658 | 11.711 | 11.122 |
| D. I. Yogyakarta | 14.556 | 14.556 | 14.444 | 14.778 | 15.111 | 15.278 | 14.065 |
| Jawa Timur | 10.196 | 10.504 | 10.673 | 10.596 | 10.585 | 10.585 | 10.454 |
| Banten | 15.893 | 15.893 | 16.393 | 17.179 | 17.821 | 17.393 | 15.565 |
| Bali | 16.000 | 16.000 | 16.000 | 16.000 | 16.000 | 16.000 | 15.000 |
| Nusa Tenggara Barat | 17.500 | 20.000 | 23.500 | 24.500 | 23.500 | 23.500 | 20.208 |
| Nusa Tenggara Timur | 15.375 | 15.500 | 16.750 | 17.375 | 17.375 | 17.563 | 15.000 |
| Kalimantan Barat | 19.867 | 20.200 | 20.400 | 21.400 | 22.033 | 21.367 | 20.467 |
| Kalimantan Tengah | 17.556 | 19.333 | 19.333 | 19.333 | 19.444 | 19.444 | 18.343 |
| Kalimantan Selatan | 17.750 | 17.750 | 18.875 | 21.000 | 21.875 | 22.250 | 17.958 |
| Kalimantan Timur | 21.000 | 21.000 | 21.818 | 22.364 | 22.091 | 22.091 | 20.636 |
| Sulawesi Utara | 10.000 | 10.000 | 10.333 | 10.333 | 10.333 | 10.333 | 9.764 |
| Sulawesi Tengah | 13.250 | 14.083 | 15.000 | 15.000 | 15.000 | 14.167 | 12.979 |
| Sulawesi Selatan | 19.400 | 19.400 | 20.500 | 20.500 | 20.000 | 19.500 | 18.983 |
| Sulawesi Tenggara | 13.100 | 13.100 | 13.933 | 14.767 | 14.433 | 14.433 | 12.381 |
| Gorontalo | 10.000 | 10.667 | 10.167 | 10.000 | 10.667 | 10.500 | 10.035 |
| Sulawesi Barat | 13.140 | 13.500 | 13.500 | 13.100 | 12.700 | 12.700 | 12.387 |
| Maluku | 16.620 | 16.995 | 14.995 | 16.595 | 16.282 | 15.595 | 16.097 |
| Maluku Utara | 14.500 | 14.500 | 15.000 | 14.688 | 14.375 | 14.460 | 14.622 |
| Papua Barat | 17.000 | 18.000 | 18.000 | 18.000 | 17.600 | 17.000 | 16.083 |
| Papua | 24.583 | 24.583 | 24.583 | 24.167 | 23.750 | 24.583 | 24.132 |
| Nasional | 16.803 | 17.134 | 17.543 | 17.808 | 17.757 | 17.758 | 16.654 |

Tabel 1.20
Harga Konsumen Perdesaan Kelompok Bahan Makanan, 2008
Ikan Selar (Rp/Kg)

| Provinsi | Januari | Februari | Maret | April | Mei | Juni |
|--------------------------|---------------|---------------|---------------|---------------|---------------|---------------|
| (1) | (2) | (3) | (4) | (5) | (6) | (7) |
| Nanggroe Aceh Darussalam | 18.000 | 18.000 | 22.667 | 22.667 | 22.667 | 22.000 |
| Sumatera Utara | 14.000 | 14.400 | 14.600 | 14.350 | 14.450 | 15.550 |
| Sumatera Barat | 21.333 | 20.733 | 20.000 | 19.933 | 20.567 | 21.750 |
| Riau | 21.200 | 21.500 | 21.600 | 21.100 | 21.000 | 20.700 |
| Jambi | 17.000 | 17.000 | 17.000 | 17.000 | 17.000 | 17.000 |
| Sumatera Selatan | 12.250 | 12.250 | 12.500 | 12.500 | 12.500 | 12.500 |
| Bengkulu | 12.000 | 12.000 | 12.000 | 12.000 | 12.000 | 12.000 |
| Lampung | 13.875 | 14.000 | 13.000 | 13.000 | 13.250 | 13.750 |
| Bangka Belitung | 13.864 | 14.455 | 13.545 | 13.864 | 14.045 | 14.227 |
| Kepulauan Riau | 17.125 | 17.250 | 16.625 | 15.250 | 16.375 | 17.000 |
| Jawa Barat | 10.615 | 10.615 | 10.731 | 10.731 | 11.115 | 11.269 |
| Jawa Tengah | 8.429 | 8.714 | 9.000 | 9.143 | 9.000 | 9.429 |
| D. I. Yogyakarta | 13.000 | 13.000 | 13.000 | 13.000 | 13.300 | 13.133 |
| Jawa Timur | 8.050 | 9.450 | 9.100 | 9.350 | 9.350 | 9.650 |
| Banten | 12.731 | 12.577 | 13.192 | 13.269 | 13.038 | 13.654 |
| Bali | 9.200 | 10.100 | 10.100 | 11.100 | 12.400 | 12.600 |
| Nusa Tenggara Barat | 10.500 | 11.833 | 11.833 | 11.833 | 11.833 | 14.667 |
| Nusa Tenggara Timur | 12.357 | 13.071 | 12.714 | 13.429 | 13.857 | 13.857 |
| Kalimantan Barat | 13.429 | 14.429 | 13.929 | 13.429 | 13.286 | 14.000 |
| Kalimantan Tengah | 12.400 | 13.200 | 13.500 | 13.400 | 13.400 | 14.200 |
| Kalimantan Selatan | 10.750 | 10.750 | 11.000 | 11.500 | 13.250 | 13.250 |
| Kalimantan Timur | 11.500 | 11.667 | 12.000 | 12.167 | 12.167 | 11.333 |
| Sulawesi Utara | 8.750 | 9.417 | 9.583 | 9.917 | 9.917 | 9.917 |
| Sulawesi Tengah | 11.708 | 11.292 | 10.792 | 11.375 | 11.625 | 12.458 |
| Sulawesi Selatan | 16.000 | 18.400 | 17.400 | 15.000 | 16.800 | 17.900 |
| Sulawesi Tenggara | 10.722 | 11.278 | 11.278 | 10.167 | 10.333 | 11.778 |
| Gorontalo | 9.875 | 10.125 | 9.250 | 8.625 | 9.063 | 9.500 |
| Sulawesi Barat | 12.750 | 13.250 | 11.500 | 11.500 | 11.750 | 13.500 |
| Maluku | 10.958 | 10.942 | 10.979 | 11.417 | 13.498 | 14.000 |
| Maluku Utara | 15.714 | 13.429 | 13.357 | 13.357 | 13.714 | 13.714 |
| Papua Barat | 20.000 | 20.118 | 22.259 | 22.353 | 24.588 | 27.042 |
| Papua | - | - | - | - | - | - |
| Nasional | 13.229 | 13.524 | 13.549 | 13.475 | 13.908 | 14.430 |

Tabel 1.20: Lanjutan

| Provinsi | Juli | Agustus | September | Oktober | November | Desember | Rata-rata |
|--------------------------|---------------|----------------|------------------|----------------|-----------------|-----------------|------------------|
| (1) | (8) | (9) | (10) | (11) | (12) | (13) | (14) |
| Nanggroe Aceh Darussalam | 21.333 | 21.333 | 22.000 | 22.000 | 22.000 | 22.667 | 21.444 |
| Sumatera Utara | 15.650 | 15.600 | 15.850 | 15.550 | 15.800 | 15.750 | 15.129 |
| Sumatera Barat | 22.000 | 21.667 | 22.000 | 22.333 | 23.500 | 23.667 | 21.624 |
| Riau | 21.100 | 20.900 | 20.900 | 21.200 | 21.700 | 21.800 | 21.225 |
| Jambi | 18.500 | 18.500 | 18.500 | 18.500 | 18.250 | 18.250 | 17.708 |
| Sumatera Selatan | 12.500 | 13.000 | 13.000 | 13.000 | 13.000 | 13.000 | 12.667 |
| Bengkulu | 12.000 | 12.000 | 12.000 | 12.000 | 12.000 | 12.000 | 12.000 |
| Lampung | 13.625 | 13.250 | 13.438 | 13.938 | 14.188 | 14.375 | 13.641 |
| Bangka Belitung | 16.182 | 16.409 | 15.545 | 14.773 | 17.591 | 18.136 | 15.220 |
| Kepulauan Riau | 17.000 | 18.250 | 20.000 | 20.000 | 18.250 | 19.500 | 17.719 |
| Jawa Barat | 11.462 | 11.462 | 11.769 | 11.846 | 11.962 | 12.462 | 11.337 |
| Jawa Tengah | 9.714 | 9.714 | 11.500 | 11.500 | 10.071 | 10.071 | 9.690 |
| D. I. Yogyakarta | 12.800 | 13.467 | 13.467 | 12.800 | 14.133 | 14.467 | 13.297 |
| Jawa Timur | 9.250 | 9.700 | 10.600 | 10.600 | 10.750 | 10.950 | 9.733 |
| Banten | 13.423 | 14.115 | 13.962 | 15.192 | 15.423 | 15.423 | 13.833 |
| Bali | 12.600 | 12.600 | 12.600 | 12.100 | 12.100 | 13.500 | 11.750 |
| Nusa Tenggara Barat | 13.000 | 14.667 | 17.500 | 17.500 | 15.833 | 15.833 | 13.903 |
| Nusa Tenggara Timur | 14.000 | 14.000 | 14.000 | 14.071 | 14.071 | 14.071 | 13.625 |
| Kalimantan Barat | 14.571 | 15.143 | 15.429 | 15.143 | 15.500 | 15.571 | 14.488 |
| Kalimantan Tengah | 14.100 | 13.400 | 13.600 | 14.300 | 14.200 | 14.200 | 13.658 |
| Kalimantan Selatan | 14.000 | 13.750 | 13.750 | 15.250 | 13.750 | 13.750 | 12.896 |
| Kalimantan Timur | 11.333 | 11.667 | 12.167 | 13.000 | 13.000 | 13.000 | 12.083 |
| Sulawesi Utara | 9.917 | 9.917 | 10.750 | 10.750 | 10.750 | 10.750 | 10.028 |
| Sulawesi Tengah | 13.333 | 13.875 | 14.208 | 15.667 | 15.667 | 15.250 | 13.104 |
| Sulawesi Selatan | 18.400 | 18.400 | 19.500 | 19.500 | 19.000 | 18.500 | 17.900 |
| Sulawesi Tenggara | 12.611 | 12.444 | 14.000 | 15.556 | 15.667 | 15.667 | 12.625 |
| Gorontalo | 8.563 | 9.063 | 9.438 | 9.313 | 8.938 | 9.375 | 9.260 |
| Sulawesi Barat | 13.500 | 14.375 | 14.375 | 15.625 | 13.875 | 13.875 | 13.323 |
| Maluku | 13.786 | 14.452 | 14.286 | 14.869 | 14.452 | 13.619 | 13.105 |
| Maluku Utara | 13.714 | 14.500 | 16.071 | 15.714 | 15.357 | 14.643 | 14.440 |
| Papua Barat | 25.555 | 25.555 | 27.764 | 32.036 | 32.036 | 32.036 | 25.945 |
| Papua | - | - | - | - | - | - | - |
| Nasional | 14.501 | 14.748 | 15.289 | 15.665 | 15.575 | 15.683 | 14.465 |

Tabel 1.21
Harga Konsumen Perdesaan Kelompok Bahan Makanan, 2008
Ikan Tenggiri (Rp/Kg)

| Provinsi | Januari | Februari | Maret | April | Mei | Juni |
|--------------------------|----------------|-----------------|---------------|---------------|---------------|---------------|
| (1) | (2) | (3) | (4) | (5) | (6) | (7) |
| Nanggroe Aceh Darussalam | 25.600 | 25.600 | 28.200 | 28.200 | 28.600 | 29.800 |
| Sumatera Utara | 23.125 | 23.625 | 23.125 | 22.625 | 22.875 | 22.750 |
| Sumatera Barat | 22.000 | 22.000 | 24.500 | 23.250 | 24.250 | 24.250 |
| Riau | 23.500 | 23.667 | 26.167 | 26.167 | 25.333 | 25.333 |
| Jambi | 19.800 | 22.200 | 22.200 | 22.800 | 22.800 | 22.800 |
| Sumatera Selatan | 19.000 | 19.000 | 18.000 | 18.000 | 20.000 | 20.000 |
| Bengkulu | 22.250 | 22.625 | 22.375 | 22.125 | 22.500 | 23.250 |
| Lampung | 21.500 | 21.500 | 21.500 | 21.500 | 21.500 | 21.500 |
| Bangka Belitung | 29.708 | 30.708 | 30.625 | 31.542 | 32.667 | 33.250 |
| Kepulauan Riau | 23.625 | 24.125 | 23.750 | 23.125 | 23.500 | 24.250 |
| Jawa Barat | 21.123 | 21.738 | 21.392 | 21.662 | 23.162 | 23.854 |
| Jawa Tengah | 19.268 | 19.268 | 19.339 | 19.518 | 19.446 | 19.482 |
| D. I. Yogyakarta | 22.667 | 23.000 | 23.667 | 23.833 | 23.500 | 24.583 |
| Jawa Timur | 16.309 | 17.406 | 16.969 | 17.859 | 18.281 | 19.481 |
| Banten | 21.500 | 21.667 | 25.333 | 25.833 | 22.167 | 22.667 |
| Bali | - | - | - | - | - | - |
| Nusa Tenggara Barat | 22.000 | 22.833 | 22.833 | 22.833 | 23.833 | 22.333 |
| Nusa Tenggara Timur | 14.375 | 14.375 | 14.375 | 14.375 | 14.375 | 16.250 |
| Kalimantan Barat | 28.417 | 28.833 | 29.333 | 29.333 | 30.000 | 30.000 |
| Kalimantan Tengah | 23.375 | 23.375 | 23.375 | 24.000 | 23.500 | 24.500 |
| Kalimantan Selatan | 16.667 | 16.667 | 16.667 | 17.000 | 18.000 | 18.000 |
| Kalimantan Timur | 21.875 | 21.500 | 22.500 | 22.375 | 23.375 | 24.438 |
| Sulawesi Utara | - | - | - | - | - | - |
| Sulawesi Tengah | 10.071 | 10.643 | 10.571 | 10.714 | 10.714 | 11.929 |
| Sulawesi Selatan | 19.500 | 19.500 | 19.500 | 19.500 | 19.500 | 20.000 |
| Sulawesi Tenggara | 18.000 | 18.000 | 19.500 | 17.740 | 18.740 | 19.340 |
| Gorontalo | 16.214 | 16.214 | 15.786 | 15.000 | 15.786 | 15.786 |
| Sulawesi Barat | 12.000 | 12.000 | 12.000 | 12.000 | 12.000 | 12.000 |
| Maluku | 14.286 | 14.429 | 14.429 | 14.643 | 16.129 | 15.414 |
| Maluku Utara | 18.611 | 17.056 | 16.778 | 16.500 | 16.500 | 16.778 |
| Papua Barat | 19.167 | 20.500 | 20.500 | 21.333 | 17.167 | 18.667 |
| Papua | 42.143 | 40.714 | 41.429 | 40.714 | 40.000 | 42.857 |
| Nasional | 20.923 | 21.159 | 21.557 | 21.537 | 21.673 | 22.185 |

Tabel 1.21: Lanjutan

| Provinsi | Juli | Agustus | September | Oktober | November | Desember | Rata-rata |
|--------------------------|---------------|----------------|------------------|----------------|-----------------|-----------------|------------------|
| (1) | (8) | (9) | (10) | (11) | (12) | (13) | (14) |
| Nanggroe Aceh Darussalam | 34.000 | 34.400 | 35.400 | 35.400 | 35.400 | 35.400 | 31.333 |
| Sumatera Utara | 22.750 | 22.500 | 22.500 | 22.250 | 22.750 | 22.500 | 22.781 |
| Sumatera Barat | 25.500 | 25.500 | 26.500 | 25.500 | 26.750 | 26.750 | 24.729 |
| Riau | 26.667 | 26.333 | 27.500 | 27.333 | 27.667 | 27.667 | 26.111 |
| Jambi | 22.800 | 22.800 | 22.800 | 22.800 | 22.200 | 24.200 | 22.517 |
| Sumatera Selatan | 20.000 | 20.000 | 24.000 | 24.000 | 24.000 | 24.000 | 20.833 |
| Bengkulu | 23.625 | 25.500 | 26.250 | 26.500 | 26.500 | 27.125 | 24.219 |
| Lampung | 22.750 | 25.250 | 25.500 | 26.250 | 26.250 | 26.250 | 23.438 |
| Bangka Belitung | 35.917 | 36.333 | 38.583 | 36.750 | 37.167 | 39.125 | 34.365 |
| Kepulauan Riau | 24.250 | 24.625 | 26.188 | 26.188 | 25.875 | 25.875 | 24.615 |
| Jawa Barat | 24.354 | 25.046 | 24.508 | 24.508 | 24.546 | 24.700 | 23.383 |
| Jawa Tengah | 19.125 | 19.304 | 20.232 | 20.982 | 22.196 | 21.982 | 20.012 |
| D. I. Yogyakarta | 25.750 | 25.250 | 27.083 | 26.583 | 26.583 | 27.667 | 25.014 |
| Jawa Timur | 19.825 | 19.325 | 19.719 | 21.719 | 20.481 | 20.606 | 18.998 |
| Banten | 23.167 | 24.500 | 25.167 | 26.667 | 24.667 | 24.000 | 23.944 |
| Bali | - | - | - | - | - | - | - |
| Nusa Tenggara Barat | 21.833 | 22.667 | 25.917 | 27.917 | 25.833 | 25.500 | 23.861 |
| Nusa Tenggara Timur | 18.125 | 18.125 | 18.125 | 16.250 | 16.250 | 16.250 | 15.938 |
| Kalimantan Barat | 30.833 | 31.500 | 31.583 | 32.417 | 32.500 | 32.833 | 30.632 |
| Kalimantan Tengah | 23.875 | 23.875 | 24.500 | 24.000 | 24.000 | 24.000 | 23.865 |
| Kalimantan Selatan | 18.000 | 18.000 | 18.000 | 18.000 | 18.000 | 18.000 | 17.583 |
| Kalimantan Timur | 24.063 | 24.875 | 25.125 | 24.500 | 25.750 | 26.375 | 23.896 |
| Sulawesi Utara | - | - | - | - | - | - | - |
| Sulawesi Tengah | 11.786 | 13.143 | 13.571 | 13.214 | 13.214 | 13.929 | 11.958 |
| Sulawesi Selatan | 22.000 | 22.000 | 22.000 | 25.000 | 25.000 | 25.000 | 21.542 |
| Sulawesi Tenggara | 19.740 | 19.340 | 19.740 | 19.740 | 19.740 | 19.740 | 19.113 |
| Gorontalo | 15.786 | 15.786 | 15.500 | 15.786 | 15.607 | 15.607 | 15.738 |
| Sulawesi Barat | 12.000 | 12.500 | 12.500 | 12.500 | 12.500 | 12.500 | 12.208 |
| Maluku | 15.286 | 15.286 | 14.786 | 14.786 | 14.786 | 15.743 | 15.000 |
| Maluku Utara | 16.778 | 16.778 | 16.778 | 16.778 | 17.131 | 16.889 | 16.946 |
| Papua Barat | 22.833 | 25.333 | 25.333 | 22.833 | 21.667 | 21.667 | 21.417 |
| Papua | 42.143 | 42.143 | 42.143 | 42.143 | 42.143 | 43.571 | 41.845 |
| Nasional | 22.852 | 23.267 | 23.918 | 23.976 | 23.905 | 24.182 | 22.594 |

Tabel 1.22
Harga Konsumen Perdesaan Kelompok Bahan Makanan, 2008
Ikan Teri (Rp/Kg)

| Provinsi | Januari | Februari | Maret | April | Mei | Juni |
|--------------------------|---------------|---------------|---------------|---------------|---------------|---------------|
| (1) | (2) | (3) | (4) | (5) | (6) | (7) |
| Nanggroe Aceh Darussalam | 12.083 | 12.583 | 12.917 | 12.417 | 12.417 | 12.750 |
| Sumatera Utara | 11.000 | 12.000 | 12.000 | 12.250 | 12.500 | 12.500 |
| Sumatera Barat | 16.743 | 17.629 | 17.500 | 18.900 | 19.100 | 20.000 |
| Riau | 20.500 | 20.500 | 21.000 | 21.000 | 21.000 | 22.000 |
| Jambi | 20.000 | 25.000 | 25.000 | 25.000 | 25.000 | 25.000 |
| Sumatera Selatan | 34.000 | 34.000 | 34.000 | 34.000 | 29.000 | 29.000 |
| Bengkulu | 18.500 | 18.500 | 18.500 | 19.167 | 19.167 | 20.500 |
| Lampung | 10.167 | 10.167 | 10.167 | 10.167 | 10.167 | 11.167 |
| Bangka Belitung | 14.111 | 13.778 | 13.778 | 13.500 | 13.667 | 14.444 |
| Kepulauan Riau | 15.250 | 15.250 | 15.250 | 15.250 | 15.250 | 17.375 |
| Jawa Barat | 12.727 | 12.545 | 12.364 | 12.727 | 12.727 | 12.773 |
| Jawa Tengah | 15.563 | 16.344 | 16.281 | 16.281 | 16.344 | 16.219 |
| D. I. Yogyakarta | 19.000 | 19.000 | 18.500 | 18.500 | 19.000 | 19.250 |
| Jawa Timur | 12.583 | 13.217 | 13.050 | 12.996 | 13.071 | 13.279 |
| Banten | 18.556 | 18.556 | 19.667 | 19.778 | 19.556 | 20.056 |
| Bali | 8.000 | 8.000 | 10.000 | 12.000 | 12.000 | 12.000 |
| Nusa Tenggara Barat | 13.000 | 13.400 | 13.600 | 13.800 | 13.800 | 9.000 |
| Nusa Tenggara Timur | 9.000 | 9.250 | 9.250 | 9.250 | 9.750 | 10.250 |
| Kalimantan Barat | 26.500 | 26.500 | 26.500 | 26.500 | 26.500 | 27.000 |
| Kalimantan Tengah | 12.250 | 12.500 | 12.000 | 12.000 | 12.000 | 12.250 |
| Kalimantan Selatan | 15.000 | 15.000 | 15.000 | 15.000 | 15.000 | 15.000 |
| Kalimantan Timur | 10.000 | 10.000 | 11.750 | 12.750 | 12.750 | 12.500 |
| Sulawesi Utara | 9.571 | 9.571 | 9.786 | 10.429 | 10.429 | 10.500 |
| Sulawesi Tengah | 9.200 | 9.200 | 9.350 | 9.400 | 9.400 | 9.800 |
| Sulawesi Selatan | 11.600 | 12.300 | 12.650 | 12.600 | 12.900 | 14.400 |
| Sulawesi Tenggara | 9.587 | 9.122 | 9.158 | 9.629 | 9.558 | 10.129 |
| Gorontalo | 11.688 | 10.688 | 10.375 | 10.375 | 10.500 | 10.563 |
| Sulawesi Barat | 9.214 | 10.214 | 10.214 | 9.357 | 9.714 | 10.071 |
| Maluku | 16.250 | 16.250 | 16.250 | 16.250 | 16.250 | 15.000 |
| Maluku Utara | 12.938 | 12.125 | 12.125 | 13.250 | 14.188 | 14.938 |
| Papua Barat | 14.333 | 14.333 | 14.333 | 14.333 | 14.333 | 15.000 |
| Papua | 12.571 | 12.571 | 12.571 | 13.000 | 13.000 | 12.143 |
| Nasional | 14.421 | 14.690 | 14.840 | 15.058 | 15.001 | 15.214 |

Tabel 1.22: Lanjutan

| Provinsi | Juli | Agustus | September | Oktober | November | Desember | Rata-rata |
|--------------------------|---------------|----------------|------------------|----------------|-----------------|-----------------|------------------|
| (1) | (8) | (9) | (10) | (11) | (12) | (13) | (14) |
| Nanggroe Aceh Darussalam | 13.250 | 13.250 | 14.000 | 17.833 | 17.833 | 18.000 | 14.111 |
| Sumatera Utara | 12.750 | 13.000 | 13.125 | 13.875 | 14.000 | 13.750 | 12.729 |
| Sumatera Barat | 20.529 | 21.071 | 21.629 | 22.714 | 22.114 | 22.071 | 20.000 |
| Riau | 22.000 | 22.500 | 22.500 | 22.500 | 22.500 | 21.500 | 21.625 |
| Jambi | 25.000 | 25.000 | 30.000 | 25.000 | 28.000 | 28.000 | 25.500 |
| Sumatera Selatan | 29.000 | 29.000 | 29.000 | 29.000 | 29.000 | 29.000 | 30.667 |
| Bengkulu | 20.833 | 20.833 | 20.833 | 20.833 | 20.833 | 20.833 | 19.944 |
| Lampung | 11.000 | 11.000 | 11.333 | 11.833 | 12.833 | 11.833 | 10.986 |
| Bangka Belitung | 14.444 | 13.889 | 13.889 | 13.889 | 14.944 | 15.500 | 14.153 |
| Kepulauan Riau | 17.375 | 17.375 | 22.125 | 22.125 | 22.125 | 22.125 | 18.073 |
| Jawa Barat | 13.091 | 13.364 | 13.455 | 13.545 | 13.818 | 13.818 | 13.080 |
| Jawa Tengah | 16.625 | 17.156 | 17.781 | 17.844 | 17.594 | 17.594 | 16.802 |
| D. I. Yogyakarta | 19.250 | 19.250 | 19.500 | 19.500 | 19.500 | 19.750 | 19.167 |
| Jawa Timur | 13.533 | 14.096 | 14.300 | 14.363 | 13.804 | 14.200 | 13.541 |
| Banten | 19.833 | 19.778 | 20.222 | 20.778 | 20.889 | 20.556 | 19.852 |
| Bali | 12.000 | 12.000 | 12.000 | 12.000 | 12.000 | 12.000 | 11.167 |
| Nusa Tenggara Barat | 9.200 | 11.300 | 12.700 | 13.300 | 13.300 | 13.300 | 12.475 |
| Nusa Tenggara Timur | 10.000 | 10.000 | 10.500 | 10.000 | 14.250 | 14.250 | 10.479 |
| Kalimantan Barat | 27.000 | 27.000 | 27.500 | 27.500 | 28.500 | 28.500 | 27.125 |
| Kalimantan Tengah | 12.250 | 12.250 | 12.250 | 12.250 | 12.750 | 12.750 | 12.292 |
| Kalimantan Selatan | 15.000 | 15.000 | 15.000 | 15.000 | 15.000 | 15.000 | 15.000 |
| Kalimantan Timur | 12.250 | 12.250 | 12.250 | 12.250 | 12.250 | 12.250 | 11.938 |
| Sulawesi Utara | 10.643 | 10.643 | 10.643 | 10.643 | 10.643 | 10.643 | 10.345 |
| Sulawesi Tengah | 9.300 | 9.300 | 9.400 | 9.600 | 9.600 | 9.400 | 9.413 |
| Sulawesi Selatan | 14.650 | 14.850 | 16.600 | 16.600 | 16.450 | 16.200 | 14.317 |
| Sulawesi Tenggara | 10.201 | 10.201 | 10.907 | 10.907 | 10.907 | 10.907 | 10.101 |
| Gorontalo | 11.275 | 11.900 | 10.650 | 10.213 | 11.400 | 11.400 | 10.919 |
| Sulawesi Barat | 11.143 | 11.500 | 11.929 | 11.714 | 11.714 | 11.571 | 10.696 |
| Maluku | 13.750 | 13.750 | 15.000 | 15.000 | 15.000 | 15.000 | 15.313 |
| Maluku Utara | 14.938 | 14.938 | 14.938 | 14.938 | 14.938 | 14.326 | 14.048 |
| Papua Barat | 15.000 | 14.333 | 14.333 | 14.333 | 12.667 | 12.667 | 14.167 |
| Papua | 12.143 | 12.143 | 12.143 | 12.143 | 12.143 | 12.143 | 12.393 |
| Nasional | 15.289 | 15.435 | 16.014 | 16.063 | 16.353 | 16.276 | 15.388 |

Tabel 1.23
Harga Konsumen Perdesaan Kelompok Bahan Makanan, 2008
Ikan Tongkol (Rp/Kg)

| Provinsi | Januari | Februari | Maret | April | Mei | Juni |
|--------------------------|---------------|---------------|---------------|---------------|---------------|---------------|
| (1) | (2) | (3) | (4) | (5) | (6) | (7) |
| Nanggroe Aceh Darussalam | 18.273 | 17.818 | 18.909 | 18.909 | 20.909 | 21.000 |
| Sumatera Utara | 15.806 | 16.389 | 16.611 | 16.556 | 16.806 | 16.694 |
| Sumatera Barat | 17.357 | 16.343 | 16.443 | 16.529 | 16.786 | 17.843 |
| Riau | 18.000 | 16.714 | 16.571 | 16.429 | 17.000 | 18.000 |
| Jambi | 17.364 | 17.091 | 17.636 | 17.091 | 17.364 | 17.909 |
| Sumatera Selatan | 13.800 | 13.900 | 14.300 | 14.500 | 14.300 | 15.700 |
| Bengkulu | 14.808 | 14.654 | 14.654 | 14.538 | 15.000 | 15.615 |
| Lampung | 13.056 | 13.278 | 13.056 | 13.167 | 13.278 | 13.500 |
| Bangka Belitung | 15.917 | 16.167 | 16.250 | 16.458 | 16.583 | 17.000 |
| Kepulauan Riau | 11.375 | 11.500 | 11.250 | 11.125 | 11.625 | 12.125 |
| Jawa Barat | 14.750 | 15.722 | 15.417 | 15.556 | 15.500 | 16.028 |
| Jawa Tengah | 13.423 | 13.673 | 13.635 | 13.500 | 13.481 | 13.635 |
| D. I. Yogyakarta | 14.333 | 14.444 | 14.111 | 14.500 | 15.444 | 16.222 |
| Jawa Timur | 11.663 | 12.467 | 12.380 | 12.540 | 13.115 | 13.860 |
| Banten | 14.929 | 15.000 | 16.214 | 16.286 | 16.000 | 16.786 |
| Bali | 17.050 | 17.300 | 17.500 | 17.450 | 18.150 | 18.750 |
| Nusa Tenggara Barat | 13.375 | 14.000 | 13.375 | 13.750 | 14.125 | 14.875 |
| Nusa Tenggara Timur | 10.278 | 11.056 | 11.056 | 12.000 | 12.556 | 12.667 |
| Kalimantan Barat | 17.529 | 17.882 | 17.941 | 17.588 | 17.853 | 18.912 |
| Kalimantan Tengah | 18.111 | 18.556 | 16.556 | 16.889 | 17.667 | 18.278 |
| Kalimantan Selatan | 14.125 | 13.875 | 13.875 | 13.813 | 15.250 | 15.750 |
| Kalimantan Timur | 16.400 | 15.200 | 16.100 | 15.600 | 15.800 | 16.800 |
| Sulawesi Utara | 9.600 | 10.000 | 10.000 | 10.000 | 10.100 | 10.100 |
| Sulawesi Tengah | 9.357 | 10.143 | 9.929 | 10.214 | 10.357 | 10.857 |
| Sulawesi Selatan | 11.278 | 11.556 | 11.722 | 11.444 | 11.667 | 13.944 |
| Sulawesi Tenggara | 10.551 | 10.513 | 10.551 | 10.090 | 10.667 | 11.482 |
| Gorontalo | 8.167 | 8.000 | 6.583 | 7.550 | 7.667 | 8.333 |
| Sulawesi Barat | 13.063 | 12.063 | 10.500 | 10.375 | 10.625 | 11.875 |
| Maluku | 11.911 | 12.222 | 12.733 | 12.922 | 14.054 | 13.522 |
| Maluku Utara | 13.286 | 11.571 | 11.071 | 10.929 | 11.214 | 11.214 |
| Papua Barat | 13.250 | 15.750 | 18.250 | 18.250 | 18.750 | 18.750 |
| Papua | 31.667 | 30.833 | 32.500 | 32.500 | 32.500 | 33.333 |
| Nasional | 14.495 | 14.552 | 14.615 | 14.658 | 15.068 | 15.667 |

Tabel 1.23: Lanjutan

| Provinsi | Juli | Agustus | September | Oktober | November | Desember | Rata-rata |
|--------------------------|---------------|----------------|------------------|----------------|-----------------|-----------------|------------------|
| (1) | (8) | (9) | (10) | (11) | (12) | (13) | (14) |
| Nanggroe Aceh Darussalam | 21.636 | 21.909 | 22.909 | 22.818 | 23.000 | 23.818 | 20.992 |
| Sumatera Utara | 16.861 | 16.944 | 17.194 | 17.583 | 17.528 | 17.361 | 16.861 |
| Sumatera Barat | 18.561 | 18.643 | 19.179 | 18.714 | 18.214 | 18.429 | 17.753 |
| Riau | 18.714 | 18.857 | 19.286 | 19.429 | 19.429 | 19.571 | 18.167 |
| Jambi | 18.000 | 18.364 | 18.909 | 18.818 | 19.091 | 18.455 | 18.008 |
| Sumatera Selatan | 15.500 | 15.700 | 15.500 | 15.500 | 15.600 | 15.600 | 14.992 |
| Bengkulu | 16.154 | 16.308 | 16.154 | 16.692 | 17.038 | 17.385 | 15.750 |
| Lampung | 13.611 | 14.056 | 15.222 | 16.111 | 16.333 | 16.444 | 14.259 |
| Bangka Belitung | 17.917 | 17.917 | 17.917 | 18.083 | 18.292 | 18.750 | 17.271 |
| Kepulauan Riau | 12.125 | 12.500 | 13.125 | 13.125 | 13.000 | 14.000 | 12.240 |
| Jawa Barat | 16.278 | 15.917 | 16.611 | 17.083 | 17.250 | 17.333 | 16.120 |
| Jawa Tengah | 13.962 | 14.077 | 14.827 | 14.865 | 15.000 | 15.212 | 14.107 |
| D. I. Yogyakarta | 16.444 | 16.667 | 16.778 | 16.333 | 16.556 | 16.778 | 15.718 |
| Jawa Timur | 14.490 | 14.767 | 14.843 | 15.500 | 15.446 | 15.043 | 13.843 |
| Banten | 16.750 | 17.929 | 18.214 | 19.429 | 19.214 | 19.000 | 17.146 |
| Bali | 18.550 | 18.400 | 18.350 | 17.400 | 17.650 | 17.600 | 17.846 |
| Nusa Tenggara Barat | 14.875 | 15.250 | 16.500 | 17.125 | 16.375 | 16.125 | 14.979 |
| Nusa Tenggara Timur | 12.333 | 12.556 | 14.611 | 15.667 | 15.667 | 15.667 | 13.009 |
| Kalimantan Barat | 18.676 | 19.206 | 19.118 | 19.235 | 20.294 | 19.588 | 18.652 |
| Kalimantan Tengah | 18.556 | 18.889 | 19.111 | 18.889 | 19.000 | 19.333 | 18.319 |
| Kalimantan Selatan | 16.250 | 16.500 | 16.625 | 17.625 | 17.125 | 17.125 | 15.661 |
| Kalimantan Timur | 17.900 | 18.500 | 18.500 | 18.900 | 18.800 | 19.400 | 17.325 |
| Sulawesi Utara | 10.500 | 10.900 | 10.900 | 10.900 | 10.900 | 10.900 | 10.400 |
| Sulawesi Tengah | 10.714 | 11.429 | 11.571 | 12.500 | 12.857 | 14.286 | 11.185 |
| Sulawesi Selatan | 14.556 | 14.778 | 15.056 | 15.056 | 15.056 | 14.778 | 13.407 |
| Sulawesi Tenggara | 12.051 | 11.782 | 11.974 | 12.782 | 12.974 | 12.974 | 11.533 |
| Gorontalo | 8.667 | 8.750 | 9.417 | 8.667 | 8.083 | 8.167 | 8.171 |
| Sulawesi Barat | 12.750 | 13.750 | 14.125 | 14.500 | 13.125 | 13.125 | 12.490 |
| Maluku | 13.859 | 14.814 | 14.570 | 15.081 | 14.814 | 14.581 | 13.757 |
| Maluku Utara | 10.929 | 11.357 | 12.000 | 10.786 | 10.929 | 11.109 | 11.366 |
| Papua Barat | 20.750 | 22.000 | 20.000 | 22.500 | 22.000 | 23.750 | 19.500 |
| Papua | 33.333 | 33.333 | 33.333 | 33.333 | 37.500 | 38.333 | 33.542 |
| Nasional | 16.008 | 16.336 | 16.638 | 16.907 | 17.004 | 17.188 | 15.762 |

Tabel 1.24
Harga Konsumen Perdesaan Kelompok Bahan Makanan, 2008
Udang Laut (Rp/Kg)

| Provinsi | Januari | Februari | Maret | April | Mei | Juni |
|--------------------------|---------------|---------------|---------------|---------------|---------------|---------------|
| (1) | (2) | (3) | (4) | (5) | (6) | (7) |
| Nanggroe Aceh Darussalam | 31.636 | 31.909 | 33.273 | 35.818 | 37.091 | 38.091 |
| Sumatera Utara | 36.000 | 39.385 | 39.462 | 39.462 | 40.385 | 41.538 |
| Sumatera Barat | 30.833 | 28.333 | 29.778 | 30.444 | 31.222 | 31.889 |
| Riau | 41.625 | 41.625 | 42.250 | 42.250 | 46.625 | 46.625 |
| Jambi | 33.786 | 34.571 | 34.571 | 33.286 | 33.286 | 33.286 |
| Sumatera Selatan | 56.200 | 57.200 | 55.200 | 55.200 | 59.200 | 60.000 |
| Bengkulu | 22.000 | 22.000 | 26.250 | 28.750 | 28.750 | 32.500 |
| Lampung | 30.000 | 30.000 | 28.000 | 28.000 | 28.400 | 28.800 |
| Bangka Belitung | 31.731 | 32.615 | 32.462 | 32.846 | 31.846 | 32.846 |
| Kepulauan Riau | 32.000 | 32.000 | 33.000 | 34.000 | 35.000 | 35.400 |
| Jawa Barat | 26.318 | 26.455 | 27.136 | 27.205 | 27.227 | 27.591 |
| Jawa Tengah | 23.718 | 23.824 | 23.265 | 23.368 | 23.632 | 23.897 |
| D. I. Yogyakarta | 33.111 | 33.000 | 33.000 | 33.667 | 33.333 | 34.000 |
| Jawa Timur | 24.423 | 25.512 | 25.837 | 25.651 | 26.305 | 26.840 |
| Banten | 26.091 | 25.727 | 26.727 | 25.818 | 26.000 | 27.818 |
| Bali | 28.500 | 28.500 | 28.000 | 28.000 | 28.500 | 28.750 |
| Nusa Tenggara Barat | 30.000 | 32.500 | 28.750 | 30.000 | 33.750 | 33.750 |
| Nusa Tenggara Timur | 20.000 | 21.667 | 21.667 | 20.000 | 23.333 | 23.333 |
| Kalimantan Barat | 22.647 | 22.971 | 21.912 | 22.559 | 22.324 | 23.912 |
| Kalimantan Tengah | 26.100 | 26.700 | 26.900 | 26.900 | 27.300 | 27.500 |
| Kalimantan Selatan | 19.056 | 19.278 | 19.500 | 19.944 | 20.389 | 20.611 |
| Kalimantan Timur | 35.500 | 35.000 | 35.636 | 35.455 | 35.909 | 37.455 |
| Sulawesi Utara | 15.000 | 15.000 | 15.000 | 15.000 | 15.000 | 15.000 |
| Sulawesi Tengah | 24.333 | 23.444 | 23.222 | 23.556 | 24.222 | 24.944 |
| Sulawesi Selatan | 21.200 | 22.200 | 21.950 | 21.900 | 24.000 | 27.300 |
| Sulawesi Tenggara | 22.800 | 23.800 | 24.300 | 23.800 | 23.800 | 26.800 |
| Gorontalo | 22.500 | 22.500 | 21.667 | 19.167 | 20.000 | 23.333 |
| Sulawesi Barat | 24.444 | 23.444 | 22.333 | 21.111 | 21.222 | 22.556 |
| Maluku | 33.333 | 33.333 | 33.333 | 33.333 | 33.333 | 33.333 |
| Maluku Utara | 53.250 | 53.250 | 53.250 | 53.250 | 53.250 | 53.250 |
| Papua Barat | 37.500 | 37.500 | 37.500 | 37.500 | 37.500 | 46.250 |
| Papua | 47.444 | 45.222 | 48.000 | 48.556 | 48.556 | 48.556 |
| Nasional | 30.096 | 30.327 | 30.410 | 30.494 | 31.272 | 32.430 |

Tabel 1.24: Lanjutan

| Provinsi | Juli | Agustus | September | Oktober | November | Desember | Rata-rata |
|--------------------------|---------------|----------------|------------------|----------------|-----------------|-----------------|------------------|
| (1) | (8) | (9) | (10) | (11) | (12) | (13) | (14) |
| Nanggroe Aceh Darussalam | 39.545 | 39.727 | 43.818 | 43.364 | 41.773 | 41.818 | 38.155 |
| Sumatera Utara | 42.923 | 43.923 | 43.231 | 43.385 | 43.154 | 42.846 | 41.308 |
| Sumatera Barat | 33.111 | 33.778 | 34.889 | 36.556 | 36.556 | 36.000 | 32.782 |
| Riau | 46.250 | 47.500 | 49.750 | 51.375 | 53.500 | 54.875 | 47.021 |
| Jambi | 34.286 | 33.857 | 34.571 | 34.571 | 34.571 | 36.143 | 34.232 |
| Sumatera Selatan | 60.000 | 58.000 | 61.000 | 61.000 | 61.000 | 61.000 | 58.750 |
| Bengkulu | 32.500 | 32.500 | 32.500 | 32.500 | 32.500 | 32.500 | 29.604 |
| Lampung | 30.400 | 32.400 | 34.000 | 35.000 | 36.000 | 39.000 | 31.667 |
| Bangka Belitung | 37.000 | 33.538 | 34.462 | 34.077 | 34.846 | 36.923 | 33.766 |
| Kepulauan Riau | 35.400 | 35.400 | 39.000 | 39.000 | 40.600 | 40.600 | 35.950 |
| Jawa Barat | 28.023 | 28.091 | 28.318 | 28.327 | 28.305 | 28.305 | 27.608 |
| Jawa Tengah | 24.382 | 24.971 | 27.147 | 26.559 | 26.912 | 27.294 | 24.914 |
| D. I. Yogyakarta | 34.667 | 35.444 | 35.778 | 38.556 | 38.000 | 37.667 | 35.019 |
| Jawa Timur | 27.793 | 27.919 | 29.238 | 29.610 | 30.395 | 30.116 | 27.470 |
| Banten | 27.545 | 29.182 | 29.364 | 28.818 | 29.727 | 28.727 | 27.629 |
| Bali | 28.750 | 31.500 | 33.250 | 33.500 | 33.500 | 32.250 | 30.250 |
| Nusa Tenggara Barat | 35.750 | 37.000 | 35.750 | 38.750 | 38.750 | 40.000 | 34.563 |
| Nusa Tenggara Timur | 25.000 | 25.000 | 25.000 | 25.000 | 25.000 | 25.000 | 23.333 |
| Kalimantan Barat | 23.912 | 23.412 | 24.294 | 24.294 | 23.941 | 23.471 | 23.304 |
| Kalimantan Tengah | 27.400 | 28.500 | 29.700 | 29.700 | 29.700 | 30.200 | 28.050 |
| Kalimantan Selatan | 21.056 | 21.389 | 21.944 | 22.167 | 22.278 | 21.611 | 20.769 |
| Kalimantan Timur | 38.182 | 38.636 | 39.545 | 40.455 | 40.455 | 40.000 | 37.686 |
| Sulawesi Utara | 15.000 | 13.000 | 13.000 | 13.000 | 13.000 | 13.000 | 14.167 |
| Sulawesi Tengah | 24.944 | 26.056 | 26.056 | 25.778 | 26.389 | 26.389 | 24.944 |
| Sulawesi Selatan | 26.500 | 24.500 | 25.100 | 24.500 | 24.500 | 24.500 | 24.013 |
| Sulawesi Tenggara | 26.800 | 26.800 | 28.300 | 28.800 | 28.800 | 28.800 | 26.133 |
| Gorontalo | 22.500 | 23.333 | 23.333 | 23.333 | 23.333 | 24.833 | 22.486 |
| Sulawesi Barat | 23.889 | 24.444 | 24.444 | 24.222 | 24.111 | 24.222 | 23.370 |
| Maluku | 33.333 | 33.333 | 33.333 | 33.333 | 33.333 | 33.333 | 33.333 |
| Maluku Utara | 53.250 | 53.250 | 53.750 | 53.750 | 53.750 | 53.750 | 53.417 |
| Papua Barat | 50.000 | 50.000 | 50.000 | 51.250 | 51.250 | 51.250 | 44.792 |
| Papua | 48.556 | 48.556 | 48.556 | 48.000 | 45.778 | 45.222 | 47.583 |
| Nasional | 33.083 | 33.279 | 34.138 | 34.454 | 34.553 | 34.739 | 32.440 |

Tabel 1.25
Harga Konsumen Perdesaan Kelompok Bahan Makanan, 2008
Ikan Tembang (Rp/Kg)

| Provinsi | Januari | Februari | Maret | April | Mei | Juni |
|--------------------------|--------------|--------------|--------------|--------------|--------------|---------------|
| (1) | (2) | (3) | (4) | (5) | (6) | (7) |
| Nanggroe Aceh Darussalam | - | - | - | - | - | - |
| Sumatera Utara | - | - | - | - | - | - |
| Sumatera Barat | - | - | - | - | - | - |
| Riau | - | - | - | - | - | - |
| Jambi | - | - | - | - | - | - |
| Sumatera Selatan | - | - | - | - | - | - |
| Bengkulu | 10.000 | 10.000 | 10.000 | 10.000 | 10.000 | 10.000 |
| Lampung | - | - | - | - | - | - |
| Bangka Belitung | 16.000 | 16.000 | 16.000 | 16.000 | 16.000 | 16.875 |
| Kepulauan Riau | - | - | - | - | - | - |
| Jawa Barat | 5.000 | 5.000 | 5.000 | 5.000 | 5.000 | 5.000 |
| Jawa Tengah | 10.000 | 10.000 | 10.000 | 11.250 | 11.250 | 11.250 |
| D. I. Yogyakarta | - | - | - | - | - | - |
| Jawa Timur | 7.000 | 9.000 | 8.000 | 8.000 | 8.000 | 8.000 |
| Banten | 11.000 | 11.000 | 11.800 | 11.200 | 11.200 | 11.400 |
| Bali | - | - | - | - | - | - |
| Nusa Tenggara Barat | 13.750 | 16.250 | 13.750 | 11.250 | 16.250 | 16.250 |
| Nusa Tenggara Timur | 10.200 | 10.550 | 10.700 | 10.700 | 10.950 | 10.950 |
| Kalimantan Barat | - | - | - | - | - | - |
| Kalimantan Tengah | - | - | - | - | - | - |
| Kalimantan Selatan | - | - | - | - | - | - |
| Kalimantan Timur | 7.333 | 9.000 | 9.000 | 11.333 | 11.333 | 13.333 |
| Sulawesi Utara | - | - | - | - | - | - |
| Sulawesi Tengah | 7.150 | 7.250 | 7.050 | 6.800 | 6.850 | 7.050 |
| Sulawesi Selatan | 9.556 | 9.833 | 9.556 | 8.944 | 9.778 | 12.056 |
| Sulawesi Tenggara | 4.917 | 5.208 | 4.630 | 4.505 | 4.546 | 5.296 |
| Gorontalo | - | - | - | - | - | - |
| Sulawesi Barat | - | - | - | - | - | - |
| Maluku | 10.000 | 10.000 | 10.000 | 10.000 | 10.000 | 10.000 |
| Maluku Utara | 8.150 | 8.000 | 8.100 | 8.100 | 8.500 | 8.500 |
| Papua Barat | - | - | - | - | - | - |
| Papua | - | - | - | - | - | - |
| Nasional | 9.290 | 9.792 | 9.542 | 9.506 | 9.976 | 10.426 |

Tabel 1.25: Lanjutan

| Provinsi | Juli | Agustus | September | Oktober | November | Desember | Rata-rata |
|--------------------------|---------------|----------------|------------------|----------------|-----------------|-----------------|------------------|
| (1) | (8) | (9) | (10) | (11) | (12) | (13) | (14) |
| Nanggroe Aceh Darussalam | - | - | - | - | - | - | - |
| Sumatera Utara | - | - | - | - | - | - | - |
| Sumatera Barat | - | - | - | - | - | - | - |
| Riau | - | - | - | - | - | - | - |
| Jambi | - | - | - | - | - | - | - |
| Sumatera Selatan | - | - | - | - | - | - | - |
| Bengkulu | 10.000 | 10.000 | 10.000 | 10.000 | 10.000 | 10.000 | 10.000 |
| Lampung | - | - | - | - | - | - | - |
| Bangka Belitung | 16.875 | 16.875 | 16.875 | 16.875 | 15.875 | 16.250 | 16.375 |
| Kepulauan Riau | - | - | - | - | - | - | - |
| Jawa Barat | 7.000 | 6.750 | 6.750 | 6.750 | 6.750 | 6.750 | 5.896 |
| Jawa Tengah | 11.250 | 11.250 | 11.250 | 11.953 | 11.953 | 13.359 | 11.230 |
| D. I. Yogyakarta | - | - | - | - | - | - | - |
| Jawa Timur | 9.000 | 10.000 | 12.000 | 10.000 | 10.000 | 10.000 | 9.083 |
| Banten | 11.000 | 12.000 | 12.000 | 12.800 | 12.600 | 12.600 | 11.717 |
| Bali | - | - | - | - | - | - | - |
| Nusa Tenggara Barat | 13.750 | 17.250 | 18.500 | 19.500 | 18.500 | 18.500 | 16.125 |
| Nusa Tenggara Timur | 11.650 | 11.650 | 12.850 | 13.400 | 14.100 | 14.600 | 11.858 |
| Kalimantan Barat | - | - | - | - | - | - | - |
| Kalimantan Tengah | - | - | - | - | - | - | - |
| Kalimantan Selatan | - | - | - | - | - | - | - |
| Kalimantan Timur | 13.333 | 13.333 | 13.333 | 13.333 | 13.333 | 13.333 | 11.778 |
| Sulawesi Utara | - | - | - | - | - | - | - |
| Sulawesi Tengah | 7.050 | 7.200 | 7.200 | 7.200 | 7.100 | 7.300 | 7.100 |
| Sulawesi Selatan | 12.278 | 12.278 | 12.333 | 12.333 | 12.333 | 12.333 | 11.134 |
| Sulawesi Tenggara | 5.639 | 6.056 | 6.139 | 6.472 | 6.458 | 6.292 | 5.513 |
| Gorontalo | - | - | - | - | - | - | - |
| Sulawesi Barat | - | - | - | - | - | - | - |
| Maluku | 10.000 | 10.000 | 10.000 | 10.000 | 10.000 | 10.000 | 10.000 |
| Maluku Utara | 8.500 | 8.500 | 8.500 | 8.500 | 8.700 | 8.700 | 8.396 |
| Papua Barat | - | - | - | - | - | - | - |
| Papua | - | - | - | - | - | - | - |
| Nasional | 10.523 | 10.939 | 11.266 | 11.365 | 11.265 | 11.430 | 10.443 |

Tabel 1.26
Harga Konsumen Perdesaan Kelompok Bahan Makanan, 2008
Ikan Layang (Rp/Kg)

| Provinsi | Januari | Februari | Maret | April | Mei | Juni |
|--------------------------|---------------|---------------|---------------|---------------|---------------|---------------|
| (1) | (2) | (3) | (4) | (5) | (6) | (7) |
| Nanggroe Aceh Darussalam | - | - | - | - | - | - |
| Sumatera Utara | 7.000 | 7.000 | 7.292 | 7.114 | 6.936 | 6.936 |
| Sumatera Barat | - | - | - | - | - | - |
| Riau | - | - | - | - | - | - |
| Jambi | 19.000 | 19.000 | 20.000 | 20.000 | 20.000 | 20.000 |
| Sumatera Selatan | - | - | - | - | - | - |
| Bengkulu | - | - | - | - | - | - |
| Lampung | 10.500 | 10.500 | 10.500 | 10.500 | 10.500 | 11.000 |
| Bangka Belitung | 16.000 | 16.000 | 16.000 | 16.000 | 18.000 | 18.000 |
| Kepulauan Riau | - | - | - | - | - | - |
| Jawa Barat | 12.500 | 12.500 | 12.500 | 12.500 | 12.500 | 12.500 |
| Jawa Tengah | 9.000 | 9.000 | 9.000 | 9.000 | 9.000 | 9.000 |
| D. I. Yogyakarta | 13.000 | 13.000 | 13.000 | 14.000 | 14.000 | 14.000 |
| Jawa Timur | 8.850 | 9.070 | 9.100 | 9.320 | 9.275 | 10.335 |
| Banten | 10.000 | 10.000 | 10.000 | 10.000 | 10.000 | 10.000 |
| Bali | 7.000 | 7.000 | 7.000 | 6.800 | 9.000 | 8.000 |
| Nusa Tenggara Barat | 14.333 | 14.000 | 14.000 | 13.333 | 13.333 | 11.667 |
| Nusa Tenggara Timur | 15.000 | 15.000 | 15.000 | 15.667 | 15.667 | 16.000 |
| Kalimantan Barat | 22.500 | 22.500 | 22.500 | 22.500 | 22.500 | 24.000 |
| Kalimantan Tengah | 18.000 | 18.000 | 18.000 | 18.000 | 18.000 | 18.000 |
| Kalimantan Selatan | 18.000 | 18.000 | 20.000 | 20.000 | 20.000 | 20.000 |
| Kalimantan Timur | 15.636 | 15.545 | 15.818 | 16.364 | 15.818 | 17.727 |
| Sulawesi Utara | 8.000 | 8.000 | 8.000 | 8.000 | 8.000 | 8.000 |
| Sulawesi Tengah | 9.722 | 9.722 | 8.778 | 8.778 | 10.278 | 10.222 |
| Sulawesi Selatan | 13.000 | 14.050 | 13.550 | 13.600 | 16.100 | 17.350 |
| Sulawesi Tenggara | 8.019 | 7.900 | 7.338 | 7.088 | 7.438 | 7.438 |
| Gorontalo | 7.500 | 7.786 | 7.571 | 7.857 | 8.071 | 9.714 |
| Sulawesi Barat | 13.125 | 13.500 | 13.125 | 12.750 | 12.750 | 15.875 |
| Maluku | 12.400 | 12.000 | 12.000 | 12.000 | 12.740 | 13.280 |
| Maluku Utara | 17.500 | 15.000 | 14.500 | 14.500 | 20.000 | 20.000 |
| Papua Barat | - | - | - | - | - | - |
| Papua | 15.000 | 15.000 | 15.000 | 15.000 | 15.000 | 15.000 |
| Nasional | 12.823 | 12.763 | 12.783 | 12.827 | 13.396 | 13.762 |

Tabel 1.26: Lanjutan

| Provinsi | Juli | Agustus | September | Oktober | November | Desember | Rata-rata |
|--------------------------|---------------|----------------|------------------|----------------|-----------------|-----------------|------------------|
| (1) | (8) | (9) | (10) | (11) | (12) | (13) | (14) |
| Nanggroe Aceh Darussalam | - | - | - | - | - | - | - |
| Sumatera Utara | 6.936 | 6.936 | 6.936 | 6.936 | 6.936 | 7.841 | 7.066 |
| Sumatera Barat | - | - | - | - | - | - | - |
| Riau | - | - | - | - | - | - | - |
| Jambi | 18.000 | 18.000 | 19.000 | 19.000 | 18.000 | 18.000 | 19.000 |
| Sumatera Selatan | - | - | - | - | - | - | - |
| Bengkulu | - | - | - | - | - | - | - |
| Lampung | 12.500 | 13.750 | 13.750 | 13.750 | 13.750 | 13.750 | 12.063 |
| Bangka Belitung | 20.500 | 21.000 | 20.500 | 20.500 | 20.500 | 20.500 | 18.625 |
| Kepulauan Riau | - | - | - | - | - | - | - |
| Jawa Barat | 13.000 | 13.000 | 13.500 | 13.500 | 13.500 | 13.750 | 12.938 |
| Jawa Tengah | 9.200 | 9.200 | 11.200 | 11.200 | 9.200 | 9.200 | 9.433 |
| D. I. Yogyakarta | 14.000 | 14.000 | 14.000 | 14.000 | 15.000 | 15.000 | 13.917 |
| Jawa Timur | 10.025 | 10.635 | 9.640 | 10.840 | 10.500 | 11.450 | 9.920 |
| Banten | 10.000 | 10.000 | 10.000 | 10.000 | 10.000 | 12.000 | 10.167 |
| Bali | 8.000 | 8.000 | 7.000 | 7.000 | 7.000 | 7.500 | 7.442 |
| Nusa Tenggara Barat | 10.667 | 14.000 | 15.000 | 15.000 | 12.667 | 12.000 | 13.333 |
| Nusa Tenggara Timur | 16.000 | 16.000 | 16.000 | 16.333 | 16.333 | 16.333 | 15.778 |
| Kalimantan Barat | 24.000 | 24.000 | 24.000 | 24.000 | 24.000 | 24.000 | 23.375 |
| Kalimantan Tengah | 18.000 | 18.500 | 18.500 | 18.500 | 19.000 | 19.000 | 18.292 |
| Kalimantan Selatan | 20.000 | 20.000 | 20.000 | 20.000 | 20.000 | 20.000 | 19.667 |
| Kalimantan Timur | 17.364 | 17.455 | 17.364 | 18.182 | 17.273 | 17.727 | 16.856 |
| Sulawesi Utara | 8.000 | 10.000 | 10.000 | 10.000 | 10.000 | 10.000 | 8.833 |
| Sulawesi Tengah | 9.722 | 10.000 | 10.278 | 11.889 | 11.889 | 12.556 | 10.319 |
| Sulawesi Selatan | 17.850 | 17.850 | 17.700 | 17.600 | 17.300 | 17.300 | 16.104 |
| Sulawesi Tenggara | 8.750 | 7.813 | 8.125 | 8.938 | 9.250 | 9.250 | 8.112 |
| Gorontalo | 8.714 | 10.000 | 10.286 | 9.214 | 9.286 | 9.714 | 8.810 |
| Sulawesi Barat | 17.875 | 18.375 | 18.813 | 18.750 | 17.313 | 17.625 | 15.823 |
| Maluku | 12.780 | 12.780 | 12.580 | 12.580 | 12.580 | 11.780 | 12.458 |
| Maluku Utara | 20.000 | 20.000 | 20.000 | 20.000 | 20.000 | 18.750 | 18.354 |
| Papua Barat | - | - | - | - | - | - | - |
| Papua | 10.000 | 10.000 | 10.000 | 10.000 | 10.000 | 10.000 | 12.500 |
| Nasional | 13.675 | 14.052 | 14.167 | 14.308 | 14.051 | 14.201 | 13.567 |

Tabel 1.27
Harga Konsumen Perdesaan Kelompok Bahan Makanan, 2008
Ikan Kakap (Rp/Kg)

| Provinsi | Januari | Februari | Maret | April | Mei | Juni |
|--------------------------|---------------|---------------|---------------|---------------|---------------|---------------|
| (1) | (2) | (3) | (4) | (5) | (6) | (7) |
| Nanggroe Aceh Darussalam | 35.000 | 35.000 | 35.000 | 36.667 | 36.667 | 36.667 |
| Sumatera Utara | 25.000 | 26.000 | 25.000 | 26.000 | 27.667 | 28.000 |
| Sumatera Barat | 28.000 | 28.000 | 28.000 | 28.000 | 28.000 | 28.000 |
| Riau | 33.500 | 33.500 | 33.500 | 33.500 | 33.500 | 33.500 |
| Jambi | 25.000 | 25.000 | 25.000 | 25.000 | 25.000 | 25.000 |
| Sumatera Selatan | 25.000 | 25.000 | 25.000 | 25.000 | 40.000 | 40.000 |
| Bengkulu | 21.500 | 21.500 | 21.500 | 21.500 | 21.500 | 22.500 |
| Lampung | 20.000 | 21.000 | 21.500 | 21.500 | 21.500 | 21.500 |
| Bangka Belitung | 31.611 | 31.778 | 31.778 | 31.778 | 32.889 | 31.111 |
| Kepulauan Riau | 23.500 | 23.500 | 23.500 | 24.000 | 25.000 | 26.000 |
| Jawa Barat | 24.000 | 24.000 | 24.000 | 24.000 | 24.000 | 30.000 |
| Jawa Tengah | 17.600 | 17.500 | 17.600 | 17.600 | 17.500 | 18.300 |
| D. I. Yogyakarta | 13.000 | 13.000 | 12.500 | 12.750 | 13.500 | 15.250 |
| Jawa Timur | 13.111 | 13.167 | 13.528 | 14.444 | 15.356 | 15.556 |
| Banten | 28.000 | 28.000 | 29.000 | 30.000 | 30.000 | 30.000 |
| Bali | - | - | - | - | - | - |
| Nusa Tenggara Barat | 27.500 | 28.500 | 28.500 | 28.500 | 28.500 | 28.500 |
| Nusa Tenggara Timur | - | - | - | - | - | - |
| Kalimantan Barat | 27.500 | 27.500 | 27.500 | 27.500 | 27.750 | 29.000 |
| Kalimantan Tengah | 19.833 | 19.833 | 19.833 | 20.833 | 20.833 | 20.833 |
| Kalimantan Selatan | 22.000 | 22.000 | 22.000 | 25.000 | 27.000 | 27.000 |
| Kalimantan Timur | 26.500 | 26.500 | 27.000 | 27.300 | 27.800 | 28.800 |
| Sulawesi Utara | - | - | - | - | - | - |
| Sulawesi Tengah | 19.000 | 19.000 | 19.200 | 17.700 | 21.700 | 22.200 |
| Sulawesi Selatan | 19.750 | 22.250 | 19.500 | 19.750 | 19.750 | 21.000 |
| Sulawesi Tenggara | 20.429 | 20.429 | 20.857 | 21.143 | 21.714 | 22.714 |
| Gorontalo | 18.000 | 18.000 | 18.250 | 20.000 | 17.500 | 17.500 |
| Sulawesi Barat | 15.375 | 16.625 | 16.625 | 16.625 | 16.500 | 17.750 |
| Maluku | 10.625 | 10.875 | 10.875 | 12.125 | 12.375 | 10.700 |
| Maluku Utara | 19.500 | 18.333 | 17.667 | 16.000 | 16.000 | 16.000 |
| Papua Barat | 31.667 | 31.667 | 31.667 | 31.667 | 31.667 | 31.667 |
| Papua | 22.600 | 22.600 | 23.600 | 23.600 | 23.600 | 23.600 |
| Nasional | 22.900 | 23.105 | 23.085 | 23.430 | 24.302 | 24.781 |

Tabel 1.27: Lanjutan

| Provinsi | Juli | Agustus | September | Oktober | November | Desember | Rata-rata |
|--------------------------|---------------|----------------|------------------|----------------|-----------------|-----------------|------------------|
| (1) | (8) | (9) | (10) | (11) | (12) | (13) | (14) |
| Nanggroe Aceh Darussalam | 36.667 | 36.667 | 36.667 | 36.667 | 36.667 | 36.667 | 36.250 |
| Sumatera Utara | 28.333 | 28.000 | 28.333 | 29.000 | 29.000 | 29.000 | 27.444 |
| Sumatera Barat | 28.000 | 28.000 | 28.000 | 28.000 | 28.000 | 28.000 | 28.000 |
| Riau | 33.500 | 33.500 | 36.000 | 36.000 | 36.000 | 36.000 | 34.333 |
| Jambi | 25.000 | 25.000 | 25.000 | 25.000 | 25.000 | 25.000 | 25.000 |
| Sumatera Selatan | 40.000 | 40.000 | 40.000 | 40.000 | 40.000 | 40.000 | 35.000 |
| Bengkulu | 22.500 | 27.500 | 27.500 | 27.500 | 24.500 | 24.500 | 23.667 |
| Lampung | 24.000 | 23.500 | 23.500 | 23.500 | 23.500 | 23.500 | 22.375 |
| Bangka Belitung | 32.000 | 32.222 | 32.333 | 33.111 | 34.222 | 34.667 | 32.458 |
| Kepulauan Riau | 26.000 | 26.000 | 26.000 | 26.000 | 26.000 | 23.500 | 24.917 |
| Jawa Barat | 30.000 | 30.000 | 30.000 | 30.000 | 30.000 | 30.500 | 27.542 |
| Jawa Tengah | 18.400 | 18.500 | 18.500 | 19.000 | 20.600 | 20.500 | 18.467 |
| D. I. Yogyakarta | 15.250 | 15.250 | 15.500 | 14.500 | 14.250 | 14.250 | 14.083 |
| Jawa Timur | 15.133 | 15.133 | 15.111 | 16.556 | 16.778 | 16.556 | 15.036 |
| Banten | 30.000 | 30.000 | 30.000 | 30.000 | 28.000 | 28.000 | 29.250 |
| Bali | - | - | - | - | - | - | - |
| Nusa Tenggara Barat | 22.500 | 25.000 | 25.000 | 25.000 | 25.000 | 25.000 | 26.458 |
| Nusa Tenggara Timur | - | - | - | - | - | - | - |
| Kalimantan Barat | 29.000 | 29.000 | 29.000 | 29.000 | 29.500 | 28.250 | 28.375 |
| Kalimantan Tengah | 20.833 | 21.333 | 21.333 | 22.167 | 21.667 | 21.667 | 20.917 |
| Kalimantan Selatan | 27.000 | 27.000 | 27.000 | 27.000 | 27.000 | 27.000 | 25.583 |
| Kalimantan Timur | 28.800 | 27.800 | 28.800 | 29.300 | 28.900 | 29.900 | 28.117 |
| Sulawesi Utara | - | - | - | - | - | - | - |
| Sulawesi Tengah | 19.200 | 21.400 | 21.400 | 22.700 | 22.700 | 22.400 | 20.717 |
| Sulawesi Selatan | 21.000 | 21.000 | 21.000 | 21.000 | 21.000 | 21.000 | 20.667 |
| Sulawesi Tenggara | 22.714 | 22.714 | 22.714 | 23.429 | 23.429 | 23.429 | 22.143 |
| Gorontalo | 17.500 | 20.000 | 20.000 | 20.000 | 18.500 | 18.500 | 18.646 |
| Sulawesi Barat | 19.750 | 20.250 | 20.250 | 19.750 | 19.750 | 20.000 | 18.271 |
| Maluku | 11.200 | 11.200 | 13.325 | 13.325 | 13.325 | 13.325 | 11.940 |
| Maluku Utara | 17.667 | 17.667 | 17.667 | 17.667 | 20.000 | 20.000 | 17.847 |
| Papua Barat | 33.333 | 35.000 | 35.000 | 36.667 | 41.667 | 40.000 | 34.306 |
| Papua | 23.600 | 22.600 | 22.600 | 22.600 | 22.600 | 22.600 | 23.017 |
| Nasional | 24.789 | 25.215 | 25.432 | 25.670 | 25.778 | 25.645 | 24.511 |

Tabel 1.28
Harga Konsumen Perdesaan Kelompok Bahan Makanan, 2008
Kerang (Rp/Kg)

| Provinsi | Januari | Februari | Maret | April | Mei | Juni |
|--------------------------|----------------|-----------------|--------------|--------------|--------------|--------------|
| (1) | (2) | (3) | (4) | (5) | (6) | (7) |
| Nanggroe Aceh Darussalam | 7.000 | 7.000 | 7.000 | 7.000 | 7.000 | 7.000 |
| Sumatera Utara | 6.000 | 6.000 | 6.375 | 6.375 | 7.125 | 7.250 |
| Sumatera Barat | - | - | - | - | - | - |
| Riau | 7.083 | 7.083 | 7.083 | 7.083 | 7.417 | 7.417 |
| Jambi | - | - | - | - | - | - |
| Sumatera Selatan | 6.250 | 6.250 | 6.250 | 6.250 | 6.500 | 6.500 |
| Bengkulu | - | - | - | - | - | - |
| Lampung | 11.000 | 11.000 | 11.000 | 11.000 | 11.000 | 11.000 |
| Bangka Belitung | 6.700 | 7.000 | 7.000 | 7.000 | 7.200 | 7.200 |
| Kepulauan Riau | 5.000 | 5.000 | 5.000 | 5.000 | 5.000 | 6.500 |
| Jawa Barat | 9.083 | 9.083 | 9.083 | 9.083 | 9.167 | 9.167 |
| Jawa Tengah | 11.800 | 11.800 | 11.800 | 11.800 | 11.600 | 11.700 |
| D. I. Yogyakarta | 8.000 | 8.000 | 8.000 | 7.750 | 8.750 | 8.750 |
| Jawa Timur | 11.100 | 11.125 | 11.392 | 11.417 | 11.417 | 11.208 |
| Banten | - | - | - | - | - | - |
| Bali | - | - | - | - | - | - |
| Nusa Tenggara Barat | 5.000 | 7.000 | 7.000 | 7.000 | 7.000 | 7.000 |
| Nusa Tenggara Timur | - | - | - | - | - | - |
| Kalimantan Barat | 14.000 | 14.000 | 14.000 | 14.000 | 15.000 | 15.000 |
| Kalimantan Tengah | - | - | - | - | - | - |
| Kalimantan Selatan | - | - | - | - | - | - |
| Kalimantan Timur | 6.875 | 6.875 | 6.875 | 7.125 | 7.125 | 7.375 |
| Sulawesi Utara | - | - | - | - | - | - |
| Sulawesi Tengah | 8.333 | 8.333 | 8.333 | 7.333 | 7.333 | 11.667 |
| Sulawesi Selatan | - | - | - | - | - | - |
| Sulawesi Tenggara | 8.500 | 8.500 | 8.500 | 8.500 | 8.500 | 8.500 |
| Gorontalo | - | - | - | - | - | - |
| Sulawesi Barat | - | - | - | - | - | - |
| Maluku | 13.300 | 13.300 | 13.300 | 13.300 | 13.300 | 13.300 |
| Maluku Utara | - | - | - | - | - | - |
| Papua Barat | - | - | - | - | - | - |
| Papua | - | - | - | - | - | - |
| Nasional | 8.531 | 8.668 | 8.705 | 8.648 | 8.849 | 9.208 |

Tabel 1.28: Lanjutan

| Provinsi | Juli | Agustus | September | Oktober | November | Desember | Rata-rata |
|--------------------------|--------------|----------------|------------------|----------------|-----------------|-----------------|------------------|
| (1) | (8) | (9) | (10) | (11) | (12) | (13) | (14) |
| Nanggroe Aceh Darussalam | 7.000 | 7.000 | 8.000 | 8.000 | 8.000 | 8.000 | 7.333 |
| Sumatera Utara | 7.250 | 7.250 | 7.750 | 7.000 | 7.000 | 7.000 | 6.865 |
| Sumatera Barat | - | - | - | - | - | - | - |
| Riau | 9.417 | 9.417 | 9.917 | 9.917 | 10.000 | 10.000 | 8.486 |
| Jambi | - | - | - | - | - | - | - |
| Sumatera Selatan | 6.500 | 6.500 | 7.000 | 7.000 | 7.000 | 7.000 | 6.583 |
| Bengkulu | - | - | - | - | - | - | - |
| Lampung | 11.000 | 11.000 | 11.000 | 11.000 | 11.000 | 11.000 | 11.000 |
| Bangka Belitung | 7.400 | 7.600 | 7.700 | 7.200 | 7.000 | 7.100 | 7.175 |
| Kepulauan Riau | 6.500 | 6.500 | 6.500 | 6.500 | 6.500 | 6.750 | 5.896 |
| Jawa Barat | 8.500 | 8.500 | 8.500 | 8.500 | 8.500 | 8.667 | 8.819 |
| Jawa Tengah | 11.700 | 11.900 | 12.850 | 12.350 | 12.450 | 12.350 | 12.008 |
| D. I. Yogyakarta | 8.750 | 8.250 | 9.000 | 9.000 | 9.000 | 9.000 | 8.521 |
| Jawa Timur | 11.083 | 11.333 | 11.458 | 11.792 | 11.892 | 11.833 | 11.421 |
| Banten | - | - | - | - | - | - | - |
| Bali | - | - | - | - | - | - | - |
| Nusa Tenggara Barat | 7.000 | 7.000 | 7.000 | 7.000 | 7.000 | 7.000 | 6.833 |
| Nusa Tenggara Timur | - | - | - | - | - | - | - |
| Kalimantan Barat | 15.000 | 16.000 | 15.000 | 15.000 | 16.000 | 16.000 | 14.917 |
| Kalimantan Tengah | - | - | - | - | - | - | - |
| Kalimantan Selatan | - | - | - | - | - | - | - |
| Kalimantan Timur | 7.375 | 10.000 | 10.500 | 10.375 | 10.375 | 10.375 | 8.438 |
| Sulawesi Utara | - | - | - | - | - | - | - |
| Sulawesi Tengah | 11.667 | 11.667 | 11.667 | 11.667 | 11.667 | 11.667 | 10.111 |
| Sulawesi Selatan | - | - | - | - | - | - | - |
| Sulawesi Tenggara | 8.500 | 8.500 | 8.500 | 8.500 | 8.500 | 8.500 | 8.500 |
| Gorontalo | - | - | - | - | - | - | - |
| Sulawesi Barat | - | - | - | - | - | - | - |
| Maluku | 13.300 | 13.300 | 13.300 | 13.300 | 13.300 | 15.300 | 13.467 |
| Maluku Utara | - | - | - | - | - | - | - |
| Papua Barat | - | - | - | - | - | - | - |
| Papua | - | - | - | - | - | - | - |
| Nasional | 9.291 | 9.513 | 9.744 | 9.653 | 9.717 | 9.855 | 9.198 |

Tabel 1.29
Harga Konsumen Perdesaan Kelompok Bahan Makanan, 2008
Ikan Ketamba (Rp/Kg)

| Provinsi | Januari | Februari | Maret | April | Mei | Juni |
|--------------------------|---------------|---------------|---------------|---------------|---------------|---------------|
| (1) | (2) | (3) | (4) | (5) | (6) | (7) |
| Nanggroe Aceh Darussalam | - | - | - | - | - | - |
| Sumatera Utara | - | - | - | - | - | - |
| Sumatera Barat | - | - | - | - | - | - |
| Riau | - | - | - | - | - | - |
| Jambi | - | - | - | - | - | - |
| Sumatera Selatan | - | - | - | - | - | - |
| Bengkulu | - | - | - | - | - | - |
| Lampung | 15.000 | 15.000 | 15.000 | 15.000 | 15.000 | 15.000 |
| Bangka Belitung | 18.600 | 18.600 | 18.600 | 18.600 | 19.600 | 18.600 |
| Kepulauan Riau | - | - | - | - | - | - |
| Jawa Barat | - | - | - | - | - | - |
| Jawa Tengah | 11.500 | 11.500 | 11.500 | 11.500 | 11.500 | 11.500 |
| D. I. Yogyakarta | - | - | - | - | - | - |
| Jawa Timur | 14.500 | 14.750 | 13.500 | 13.600 | 13.650 | 13.650 |
| Banten | - | - | - | - | - | - |
| Bali | - | - | - | - | - | - |
| Nusa Tenggara Barat | 22.333 | 20.000 | 21.667 | 21.667 | 21.667 | 21.667 |
| Nusa Tenggara Timur | 15.000 | 15.000 | 15.000 | 15.000 | 15.000 | 15.000 |
| Kalimantan Barat | 18.000 | 18.000 | 18.000 | 18.000 | 18.000 | 18.000 |
| Kalimantan Tengah | - | - | - | - | - | - |
| Kalimantan Selatan | - | - | - | - | - | - |
| Kalimantan Timur | 14.000 | 14.000 | 14.000 | 15.000 | 15.000 | 18.000 |
| Sulawesi Utara | - | - | - | - | - | - |
| Sulawesi Tengah | 16.179 | 16.000 | 15.464 | 15.357 | 15.857 | 16.000 |
| Sulawesi Selatan | 15.143 | 15.857 | 15.500 | 14.786 | 16.643 | 19.571 |
| Sulawesi Tenggara | 12.677 | 12.999 | 13.070 | 12.749 | 12.784 | 14.249 |
| Gorontalo | 15.000 | 15.000 | 15.000 | 15.000 | 15.000 | 15.000 |
| Sulawesi Barat | 18.900 | 18.500 | 17.900 | 17.700 | 17.500 | 18.100 |
| Maluku | - | - | - | - | - | - |
| Maluku Utara | - | - | - | - | - | - |
| Papua Barat | - | - | - | - | - | - |
| Papua | - | - | - | - | - | - |
| Nasional | 15.910 | 15.785 | 15.708 | 15.689 | 15.939 | 16.487 |

Tabel 1.29: Lanjutan

| Provinsi | Juli | Agustus | September | Oktober | November | Desember | Rata-rata |
|--------------------------|---------------|----------------|------------------|----------------|-----------------|-----------------|------------------|
| (1) | (8) | (9) | (10) | (11) | (12) | (13) | (14) |
| Nanggroe Aceh Darussalam | - | - | - | - | - | - | - |
| Sumatera Utara | - | - | - | - | - | - | - |
| Sumatera Barat | - | - | - | - | - | - | - |
| Riau | - | - | - | - | - | - | - |
| Jambi | - | - | - | - | - | - | - |
| Sumatera Selatan | - | - | - | - | - | - | - |
| Bengkulu | - | - | - | - | - | - | - |
| Lampung | 15.000 | 15.000 | 15.000 | 15.000 | 15.000 | 15.000 | 15.000 |
| Bangka Belitung | 18.600 | 18.200 | 18.200 | 18.200 | 18.900 | 19.300 | 18.667 |
| Kepulauan Riau | - | - | - | - | - | - | - |
| Jawa Barat | - | - | - | - | - | - | - |
| Jawa Tengah | 11.500 | 11.500 | 11.500 | 11.500 | 11.500 | 11.500 | 11.500 |
| D. I. Yogyakarta | - | - | - | - | - | - | - |
| Jawa Timur | 13.650 | 13.650 | 13.700 | 13.700 | 13.200 | 13.200 | 13.729 |
| Banten | - | - | - | - | - | - | - |
| Bali | - | - | - | - | - | - | - |
| Nusa Tenggara Barat | 21.667 | 23.833 | 24.000 | 24.000 | 24.000 | 22.333 | 22.403 |
| Nusa Tenggara Timur | 15.000 | 15.000 | 15.000 | 15.000 | 20.000 | 20.000 | 15.833 |
| Kalimantan Barat | 18.000 | 18.000 | 18.000 | 18.000 | 18.000 | 18.000 | 18.000 |
| Kalimantan Tengah | - | - | - | - | - | - | - |
| Kalimantan Selatan | - | - | - | - | - | - | - |
| Kalimantan Timur | 15.000 | 15.000 | 15.000 | 15.000 | 15.000 | 15.000 | 15.000 |
| Sulawesi Utara | - | - | - | - | - | - | - |
| Sulawesi Tengah | 16.429 | 16.786 | 17.500 | 18.357 | 18.179 | 18.107 | 16.685 |
| Sulawesi Selatan | 20.286 | 20.286 | 20.286 | 20.286 | 20.286 | 20.286 | 18.268 |
| Sulawesi Tenggara | 15.320 | 15.677 | 15.820 | 16.463 | 16.641 | 16.641 | 14.591 |
| Gorontalo | 15.000 | 18.500 | 20.000 | 15.000 | 17.500 | 17.500 | 16.125 |
| Sulawesi Barat | 19.500 | 19.700 | 21.300 | 20.900 | 21.400 | 21.800 | 19.433 |
| Maluku | - | - | - | - | - | - | - |
| Maluku Utara | - | - | - | - | - | - | - |
| Papua Barat | - | - | - | - | - | - | - |
| Papua | - | - | - | - | - | - | - |
| Nasional | 16.535 | 17.010 | 17.331 | 17.031 | 17.662 | 17.590 | 16.556 |

Tabel 1.30
Harga Konsumen Perdesaan Kelompok Bahan Makanan, 2008
Ikan Baronang (Rp/Kg)

| Provinsi | Januari | Februari | Maret | April | Mei | Juni |
|--------------------------|---------------|---------------|---------------|---------------|---------------|---------------|
| (1) | (2) | (3) | (4) | (5) | (6) | (7) |
| Nanggroe Aceh Darussalam | - | - | - | - | - | - |
| Sumatera Utara | - | - | - | - | - | - |
| Sumatera Barat | - | - | - | - | - | - |
| Riau | 14.000 | 15.000 | 15.000 | 15.000 | 15.000 | 15.000 |
| Jambi | 20.000 | 30.000 | 30.000 | 30.000 | 30.000 | 30.000 |
| Sumatera Selatan | - | - | - | - | - | - |
| Bengkulu | - | - | - | - | - | - |
| Lampung | 10.000 | 10.000 | 10.000 | 10.000 | 10.000 | 10.000 |
| Bangka Belitung | - | - | - | - | - | - |
| Kepulauan Riau | - | - | - | - | - | - |
| Jawa Barat | 21.000 | 21.000 | 21.000 | 21.000 | 21.000 | 21.000 |
| Jawa Tengah | 13.000 | 13.000 | 13.000 | 13.000 | 13.000 | 13.000 |
| D. I. Yogyakarta | 13.000 | 13.000 | 13.000 | 13.000 | 13.000 | 13.000 |
| Jawa Timur | 16.000 | 16.167 | 16.167 | 16.200 | 16.200 | 16.167 |
| Banten | - | - | - | - | - | - |
| Bali | - | - | - | - | - | - |
| Nusa Tenggara Barat | - | - | - | - | - | - |
| Nusa Tenggara Timur | 15.000 | 14.500 | 14.500 | 14.500 | 14.500 | 14.500 |
| Kalimantan Barat | - | - | - | - | - | - |
| Kalimantan Tengah | - | - | - | - | - | - |
| Kalimantan Selatan | - | - | - | - | - | - |
| Kalimantan Timur | 23.500 | 23.500 | 23.500 | 21.750 | 23.000 | 23.000 |
| Sulawesi Utara | - | - | - | - | - | - |
| Sulawesi Tengah | 15.500 | 15.778 | 15.944 | 14.222 | 14.389 | 14.778 |
| Sulawesi Selatan | 18.167 | 18.667 | 17.833 | 17.833 | 17.833 | 20.333 |
| Sulawesi Tenggara | 15.100 | 15.100 | 15.100 | 15.050 | 16.250 | 16.950 |
| Gorontalo | 14.000 | 14.375 | 14.375 | 16.000 | 16.375 | 15.750 |
| Sulawesi Barat | 14.333 | 14.333 | 14.333 | 14.333 | 14.000 | 15.000 |
| Maluku | 15.000 | 15.000 | 15.000 | 15.000 | 20.000 | 20.000 |
| Maluku Utara | 15.250 | 13.750 | 13.125 | 13.125 | 13.125 | 13.125 |
| Papua Barat | 25.000 | 23.250 | 22.500 | 22.500 | 22.500 | 23.500 |
| Papua | 22.333 | 22.333 | 24.000 | 24.000 | 24.000 | 24.000 |
| Nasional | 16.677 | 17.153 | 17.132 | 17.029 | 17.454 | 17.728 |

Tabel 1.30: Lanjutan

| Provinsi | Juli | Agustus | September | Oktober | November | Desember | Rata-rata |
|--------------------------|---------------|----------------|------------------|----------------|-----------------|-----------------|------------------|
| (1) | (8) | (9) | (10) | (11) | (12) | (13) | (14) |
| Nanggroe Aceh Darussalam | - | - | - | - | - | - | - |
| Sumatera Utara | - | - | - | - | - | - | - |
| Sumatera Barat | - | - | - | - | - | - | - |
| Riau | 15.000 | 15.000 | 15.000 | 15.000 | 15.000 | 15.000 | 14.917 |
| Jambi | 30.000 | 30.000 | 30.000 | 30.000 | 30.000 | 30.000 | 29.167 |
| Sumatera Selatan | - | - | - | - | - | - | - |
| Bengkulu | - | - | - | - | - | - | - |
| Lampung | 10.000 | 10.000 | 10.000 | 10.000 | 10.000 | 10.000 | 10.000 |
| Bangka Belitung | - | - | - | - | - | - | - |
| Kepulauan Riau | - | - | - | - | - | - | - |
| Jawa Barat | 21.000 | 21.000 | 22.000 | 22.000 | 22.000 | 22.000 | 21.333 |
| Jawa Tengah | 13.000 | 13.000 | 13.000 | 13.000 | 13.000 | 13.000 | 13.000 |
| D. I. Yogyakarta | 13.000 | 13.000 | 13.000 | 13.000 | 13.000 | 13.000 | 13.000 |
| Jawa Timur | 16.200 | 16.200 | 16.583 | 16.583 | 16.400 | 16.400 | 16.272 |
| Banten | - | - | - | - | - | - | - |
| Bali | - | - | - | - | - | - | - |
| Nusa Tenggara Barat | - | - | - | - | - | - | - |
| Nusa Tenggara Timur | 14.500 | 14.500 | 14.500 | 20.000 | 20.000 | 20.000 | 15.917 |
| Kalimantan Barat | - | - | - | - | - | - | - |
| Kalimantan Tengah | - | - | - | - | - | - | - |
| Kalimantan Selatan | - | - | - | - | - | - | - |
| Kalimantan Timur | 23.000 | 24.250 | 24.250 | 24.250 | 24.250 | 24.250 | 23.542 |
| Sulawesi Utara | - | - | - | - | - | - | - |
| Sulawesi Tengah | 14.889 | 16.000 | 16.278 | 16.778 | 16.500 | 16.167 | 15.602 |
| Sulawesi Selatan | 20.667 | 20.667 | 20.667 | 20.667 | 20.667 | 20.667 | 19.556 |
| Sulawesi Tenggara | 16.950 | 16.950 | 18.700 | 20.050 | 19.800 | 20.050 | 17.171 |
| Gorontalo | 16.250 | 16.750 | 17.500 | 16.500 | 16.750 | 16.750 | 15.948 |
| Sulawesi Barat | 17.667 | 18.500 | 18.500 | 18.167 | 18.500 | 18.500 | 16.347 |
| Maluku | 20.000 | 20.000 | 20.000 | 20.000 | 20.000 | 20.000 | 18.333 |
| Maluku Utara | 13.125 | 13.125 | 14.667 | 14.846 | 14.034 | 14.534 | 13.819 |
| Papua Barat | 25.000 | 25.000 | 25.000 | 25.000 | 25.000 | 25.000 | 24.104 |
| Papua | 24.000 | 24.000 | 24.000 | 24.000 | 24.000 | 24.000 | 23.722 |
| Nasional | 18.014 | 18.219 | 18.536 | 18.880 | 18.828 | 18.851 | 17.875 |

Tabel 1.31
Harga Konsumen Perdesaan Kelompok Bahan Makanan, 2008
Ikan Gabus (Rp/Kg)

| Provinsi | Januari | Februari | Maret | April | Mei | Juni |
|--------------------------|---------------|---------------|---------------|---------------|---------------|---------------|
| (1) | (2) | (3) | (4) | (5) | (6) | (7) |
| Nanggroe Aceh Darussalam | 28.000 | 30.500 | 28.000 | 28.000 | 26.750 | 26.750 |
| Sumatera Utara | 20.375 | 20.625 | 20.125 | 19.875 | 20.125 | 20.750 |
| Sumatera Barat | 29.833 | 30.000 | 30.500 | 30.333 | 30.500 | 30.667 |
| Riau | 20.375 | 20.375 | 20.375 | 20.375 | 20.375 | 20.375 |
| Jambi | 19.667 | 19.722 | 18.778 | 18.889 | 19.556 | 19.778 |
| Sumatera Selatan | 23.625 | 23.625 | 24.500 | 25.750 | 23.250 | 24.625 |
| Bengkulu | 16.857 | 16.857 | 17.286 | 17.286 | 17.286 | 18.000 |
| Lampung | 18.000 | 18.000 | 20.250 | 20.250 | 20.375 | 20.375 |
| Bangka Belitung | 18.750 | 18.750 | 18.750 | 18.750 | 18.750 | 18.750 |
| Kepulauan Riau | 12.000 | 12.000 | 12.000 | 12.000 | 12.000 | 12.500 |
| Jawa Barat | 17.375 | 18.000 | 18.000 | 18.000 | 18.000 | 18.375 |
| Jawa Tengah | 13.423 | 13.538 | 14.231 | 13.769 | 13.769 | 13.692 |
| D. I. Yogyakarta | 14.000 | 14.000 | 14.000 | 14.500 | 14.500 | 14.500 |
| Jawa Timur | 18.150 | 18.550 | 19.050 | 19.450 | 19.950 | 20.250 |
| Banten | 14.667 | 15.333 | 15.333 | 16.000 | 16.000 | 17.333 |
| Bali | - | - | - | - | - | - |
| Nusa Tenggara Barat | 17.500 | 17.500 | 15.000 | 15.000 | 15.000 | 15.000 |
| Nusa Tenggara Timur | - | - | - | - | - | - |
| Kalimantan Barat | 20.417 | 21.333 | 21.500 | 20.917 | 21.000 | 21.250 |
| Kalimantan Tengah | 19.357 | 19.643 | 19.786 | 19.929 | 20.000 | 20.500 |
| Kalimantan Selatan | 21.059 | 22.088 | 21.794 | 21.971 | 21.971 | 21.176 |
| Kalimantan Timur | 20.222 | 20.778 | 21.556 | 21.889 | 20.889 | 22.556 |
| Sulawesi Utara | 13.500 | 13.500 | 13.500 | 13.500 | 13.750 | 13.750 |
| Sulawesi Tengah | 16.143 | 16.143 | 16.786 | 16.786 | 16.786 | 17.500 |
| Sulawesi Selatan | 19.200 | 19.700 | 18.700 | 18.900 | 22.700 | 23.200 |
| Sulawesi Tenggara | 17.063 | 16.688 | 15.938 | 15.938 | 15.563 | 15.750 |
| Gorontalo | 17.500 | 20.000 | 20.000 | 18.000 | 20.000 | 19.000 |
| Sulawesi Barat | 12.000 | 12.000 | 10.000 | 10.000 | 10.000 | 11.500 |
| Maluku | - | - | - | - | - | - |
| Maluku Utara | - | - | - | - | - | - |
| Papua Barat | - | - | - | - | - | - |
| Papua | 19.000 | 20.000 | 22.000 | 21.000 | 21.000 | 21.000 |
| Nasional | 18.447 | 18.861 | 18.805 | 18.780 | 18.883 | 19.219 |

Tabel 1.31: Lanjutan

| Provinsi | Juli | Agustus | September | Oktober | November | Desember | Rata-rata |
|--------------------------|---------------|----------------|------------------|----------------|-----------------|-----------------|------------------|
| (1) | (8) | (9) | (10) | (11) | (12) | (13) | (14) |
| Nanggroe Aceh Darussalam | 26.750 | 26.750 | 25.500 | 25.500 | 25.500 | 25.500 | 26.958 |
| Sumatera Utara | 21.000 | 20.875 | 20.875 | 20.625 | 21.250 | 21.250 | 20.646 |
| Sumatera Barat | 31.167 | 30.667 | 30.667 | 31.333 | 31.333 | 31.000 | 30.667 |
| Riau | 21.500 | 22.250 | 22.875 | 23.500 | 22.250 | 22.625 | 21.438 |
| Jambi | 19.333 | 19.556 | 20.889 | 20.889 | 20.889 | 21.333 | 19.940 |
| Sumatera Selatan | 24.875 | 26.125 | 29.000 | 28.750 | 30.000 | 30.625 | 26.229 |
| Bengkulu | 18.286 | 19.714 | 19.714 | 20.429 | 19.000 | 19.000 | 18.310 |
| Lampung | 20.625 | 21.625 | 22.000 | 22.625 | 22.750 | 22.750 | 20.802 |
| Bangka Belitung | 20.000 | 20.000 | 18.750 | 18.750 | 17.500 | 17.500 | 18.750 |
| Kepulauan Riau | 12.500 | 12.500 | 15.000 | 15.000 | 13.500 | 13.500 | 12.875 |
| Jawa Barat | 18.875 | 18.750 | 19.750 | 19.750 | 19.875 | 19.750 | 18.708 |
| Jawa Tengah | 14.192 | 14.577 | 15.192 | 15.038 | 15.000 | 15.038 | 14.288 |
| D. I. Yogyakarta | 14.625 | 14.625 | 14.625 | 14.625 | 14.875 | 15.375 | 14.521 |
| Jawa Timur | 18.900 | 19.550 | 18.950 | 20.050 | 20.050 | 20.150 | 19.421 |
| Banten | 17.333 | 17.333 | 17.333 | 17.333 | 17.333 | 17.333 | 16.556 |
| Bali | - | - | - | - | - | - | - |
| Nusa Tenggara Barat | 17.500 | 17.500 | 17.500 | 17.500 | 17.500 | 17.500 | 16.667 |
| Nusa Tenggara Timur | - | - | - | - | - | - | - |
| Kalimantan Barat | 21.833 | 22.667 | 23.083 | 23.833 | 23.250 | 24.583 | 22.139 |
| Kalimantan Tengah | 20.357 | 21.786 | 22.071 | 23.357 | 23.429 | 23.071 | 21.107 |
| Kalimantan Selatan | 21.353 | 22.235 | 23.882 | 29.294 | 28.824 | 29.176 | 23.735 |
| Kalimantan Timur | 23.111 | 22.222 | 23.000 | 24.333 | 23.000 | 23.222 | 22.231 |
| Sulawesi Utara | 13.750 | 13.750 | 13.750 | 13.750 | 13.750 | 13.750 | 13.667 |
| Sulawesi Tengah | 17.857 | 17.857 | 17.857 | 17.857 | 17.857 | 17.857 | 17.274 |
| Sulawesi Selatan | 23.200 | 24.200 | 24.200 | 23.200 | 24.800 | 24.800 | 22.233 |
| Sulawesi Tenggara | 15.750 | 15.750 | 15.750 | 16.375 | 15.750 | 15.750 | 16.005 |
| Gorontalo | 17.500 | 17.500 | 17.500 | 17.500 | 17.500 | 17.500 | 18.292 |
| Sulawesi Barat | 11.500 | 12.000 | 12.000 | 14.000 | 14.000 | 14.000 | 11.917 |
| Maluku | - | - | - | - | - | - | - |
| Maluku Utara | - | - | - | - | - | - | - |
| Papua Barat | - | - | - | - | - | - | - |
| Papua | 21.000 | 21.000 | 22.000 | 21.000 | 21.000 | 20.200 | 20.850 |
| Nasional | 19.432 | 19.754 | 20.138 | 20.600 | 20.436 | 20.524 | 19.490 |

Tabel 1.32
Harga Konsumen Perdesaan Kelompok Bahan Makanan, 2008
Ikan Mujair (Rp/Kg)

| Provinsi | Januari | Februari | Maret | April | Mei | Juni |
|--------------------------|---------------|---------------|---------------|---------------|---------------|---------------|
| (1) | (2) | (3) | (4) | (5) | (6) | (7) |
| Nanggroe Aceh Darussalam | 15.857 | 15.571 | 15.714 | 15.714 | 15.714 | 16.143 |
| Sumatera Utara | 14.889 | 15.667 | 15.000 | 15.333 | 14.944 | 15.000 |
| Sumatera Barat | 13.200 | 13.233 | 13.167 | 13.167 | 13.167 | 13.300 |
| Riau | 15.750 | 15.750 | 15.750 | 16.000 | 16.000 | 16.250 |
| Jambi | 15.750 | 16.000 | 16.250 | 16.250 | 16.500 | 16.250 |
| Sumatera Selatan | 13.500 | 14.125 | 15.125 | 15.375 | 16.000 | 16.000 |
| Bengkulu | 14.455 | 14.364 | 14.455 | 14.455 | 14.909 | 15.455 |
| Lampung | 13.800 | 13.800 | 13.800 | 13.800 | 14.800 | 14.900 |
| Bangka Belitung | 16.000 | 16.000 | 16.000 | 16.000 | 16.000 | 18.000 |
| Kepulauan Riau | 12.000 | 12.000 | 12.000 | 12.000 | 13.000 | 13.500 |
| Jawa Barat | 10.481 | 10.633 | 10.919 | 11.384 | 11.523 | 11.570 |
| Jawa Tengah | 10.863 | 11.010 | 11.147 | 11.049 | 11.088 | 11.245 |
| D. I. Yogyakarta | 13.200 | 13.000 | 13.000 | 13.200 | 13.000 | 13.200 |
| Jawa Timur | 9.652 | 9.872 | 10.384 | 10.305 | 10.427 | 10.146 |
| Banten | 10.538 | 10.654 | 11.154 | 11.346 | 11.808 | 12.154 |
| Bali | 17.000 | 17.000 | 17.000 | 16.000 | 17.250 | 16.750 |
| Nusa Tenggara Barat | 13.000 | 14.000 | 14.500 | 15.333 | 15.333 | 15.667 |
| Nusa Tenggara Timur | 16.250 | 16.250 | 16.250 | 16.250 | 17.500 | 18.750 |
| Kalimantan Barat | 29.333 | 29.333 | 29.333 | 29.333 | 28.333 | 28.333 |
| Kalimantan Tengah | 23.333 | 23.333 | 23.333 | 23.333 | 23.500 | 23.667 |
| Kalimantan Selatan | 22.800 | 22.800 | 22.800 | 22.800 | 22.800 | 23.000 |
| Kalimantan Timur | 17.125 | 17.750 | 17.250 | 16.875 | 16.875 | 17.750 |
| Sulawesi Utara | 14.750 | 15.125 | 16.188 | 16.063 | 16.188 | 16.250 |
| Sulawesi Tengah | 12.125 | 12.125 | 12.750 | 12.750 | 12.750 | 13.625 |
| Sulawesi Selatan | 13.450 | 14.750 | 14.700 | 13.500 | 15.200 | 17.400 |
| Sulawesi Tenggara | 11.550 | 11.400 | 11.450 | 11.450 | 11.900 | 12.200 |
| Gorontalo | 13.833 | 13.833 | 13.000 | 13.000 | 13.000 | 13.000 |
| Sulawesi Barat | 9.333 | 9.333 | 9.000 | 8.750 | 8.750 | 9.083 |
| Maluku | - | - | - | - | - | - |
| Maluku Utara | 25.000 | 25.000 | 25.000 | 30.000 | 30.000 | 30.000 |
| Papua Barat | 18.000 | 18.000 | 18.000 | 18.000 | 20.000 | 20.000 |
| Papua | 25.909 | 26.818 | 26.818 | 27.273 | 27.273 | 27.273 |
| Nasional | 15.572 | 15.759 | 15.846 | 16.003 | 16.307 | 16.641 |

Tabel 1.32: Lanjutan

| Provinsi | Juli | Agustus | September | Oktober | November | Desember | Rata-rata |
|--------------------------|---------------|----------------|------------------|----------------|-----------------|-----------------|------------------|
| (1) | (8) | (9) | (10) | (11) | (12) | (13) | (14) |
| Nanggroe Aceh Darussalam | 16.143 | 14.857 | 14.714 | 14.714 | 14.000 | 14.000 | 15.262 |
| Sumatera Utara | 15.444 | 15.444 | 15.444 | 15.889 | 15.556 | 15.444 | 15.338 |
| Sumatera Barat | 13.833 | 13.967 | 14.533 | 14.700 | 14.600 | 14.600 | 13.789 |
| Riau | 16.000 | 16.250 | 16.250 | 16.250 | 16.250 | 16.750 | 16.104 |
| Jambi | 16.250 | 16.500 | 17.000 | 18.000 | 17.500 | 18.750 | 16.750 |
| Sumatera Selatan | 16.000 | 16.875 | 18.750 | 18.625 | 19.250 | 19.125 | 16.563 |
| Bengkulu | 16.273 | 16.636 | 16.818 | 16.818 | 16.818 | 16.818 | 15.689 |
| Lampung | 15.500 | 16.300 | 18.100 | 18.100 | 18.900 | 18.900 | 15.892 |
| Bangka Belitung | 18.000 | 18.000 | 18.000 | 18.000 | 18.000 | 17.500 | 17.125 |
| Kepulauan Riau | 13.500 | 13.500 | 13.500 | 13.500 | 15.250 | 15.250 | 13.250 |
| Jawa Barat | 11.942 | 11.988 | 12.640 | 12.840 | 12.863 | 12.686 | 11.789 |
| Jawa Tengah | 11.304 | 11.608 | 12.186 | 12.588 | 12.618 | 12.520 | 11.602 |
| D. I. Yogyakarta | 13.400 | 13.400 | 13.600 | 13.600 | 14.000 | 14.000 | 13.383 |
| Jawa Timur | 10.463 | 11.061 | 11.293 | 11.451 | 11.671 | 11.732 | 10.705 |
| Banten | 12.038 | 13.077 | 13.154 | 13.154 | 13.385 | 13.692 | 12.179 |
| Bali | 16.750 | 16.750 | 16.750 | 16.750 | 16.875 | 17.750 | 16.885 |
| Nusa Tenggara Barat | 16.500 | 16.167 | 18.417 | 18.833 | 17.500 | 17.500 | 16.063 |
| Nusa Tenggara Timur | 18.750 | 18.750 | 18.750 | 18.750 | 18.750 | 18.750 | 17.813 |
| Kalimantan Barat | 30.000 | 30.000 | 30.000 | 30.000 | 28.333 | 28.333 | 29.222 |
| Kalimantan Tengah | 23.667 | 23.167 | 23.167 | 23.333 | 23.500 | 23.500 | 23.403 |
| Kalimantan Selatan | 23.000 | 23.000 | 23.000 | 24.200 | 24.200 | 24.200 | 23.217 |
| Kalimantan Timur | 17.875 | 17.375 | 18.500 | 19.000 | 18.375 | 18.375 | 17.760 |
| Sulawesi Utara | 16.625 | 17.000 | 17.000 | 17.500 | 17.563 | 17.875 | 16.510 |
| Sulawesi Tengah | 13.250 | 13.250 | 13.875 | 14.625 | 14.625 | 15.875 | 13.469 |
| Sulawesi Selatan | 17.600 | 16.400 | 16.900 | 17.900 | 17.900 | 17.900 | 16.133 |
| Sulawesi Tenggara | 12.200 | 12.200 | 12.200 | 12.200 | 12.200 | 12.200 | 11.929 |
| Gorontalo | 15.250 | 15.250 | 15.250 | 15.250 | 15.250 | 15.250 | 14.264 |
| Sulawesi Barat | 9.083 | 9.583 | 10.083 | 10.167 | 10.167 | 10.167 | 9.458 |
| Maluku | - | - | - | - | - | - | - |
| Maluku Utara | 30.000 | 30.000 | 30.000 | 30.000 | 30.000 | 30.000 | 28.750 |
| Papua Barat | 20.000 | 20.000 | 20.000 | 20.000 | 20.000 | 20.000 | 19.333 |
| Papua | 27.273 | 27.273 | 30.000 | 28.636 | 28.636 | 29.545 | 27.727 |
| Nasional | 16.900 | 16.956 | 17.415 | 17.593 | 17.566 | 17.709 | 16.689 |

Tabel 1.33
Harga Konsumen Perdesaan Kelompok Bahan Makanan, 2008
Ikan Mas (Rp/Kg)

| Provinsi | Januari | Februari | Maret | April | Mei | Juni |
|--------------------------|---------------|---------------|---------------|---------------|---------------|---------------|
| (1) | (2) | (3) | (4) | (5) | (6) | (7) |
| Nanggroe Aceh Darussalam | 30.000 | 30.000 | 30.000 | 30.000 | 30.000 | 30.000 |
| Sumatera Utara | 19.176 | 19.588 | 19.706 | 19.735 | 20.118 | 20.294 |
| Sumatera Barat | 15.987 | 16.040 | 16.067 | 16.333 | 16.333 | 16.700 |
| Riau | 17.625 | 16.875 | 17.250 | 17.250 | 17.250 | 17.500 |
| Jambi | 18.000 | 17.778 | 17.778 | 18.556 | 19.222 | 19.222 |
| Sumatera Selatan | 18.071 | 18.214 | 18.714 | 18.786 | 19.214 | 19.071 |
| Bengkulu | 17.000 | 16.833 | 17.083 | 17.250 | 18.167 | 19.917 |
| Lampung | 16.545 | 16.727 | 17.182 | 17.636 | 17.818 | 18.273 |
| Bangka Belitung | 25.000 | 25.000 | 25.000 | 25.000 | 25.000 | 25.000 |
| Kepulauan Riau | 26.000 | 26.000 | 26.000 | 26.000 | 26.000 | 26.500 |
| Jawa Barat | 14.960 | 15.310 | 16.400 | 17.410 | 17.200 | 16.750 |
| Jawa Tengah | 14.115 | 14.173 | 14.288 | 14.442 | 14.212 | 14.346 |
| D. I. Yogyakarta | 13.167 | 13.167 | 13.167 | 13.167 | 13.667 | 13.667 |
| Jawa Timur | 11.159 | 11.159 | 11.218 | 11.206 | 11.059 | 11.088 |
| Banten | 15.286 | 15.464 | 16.857 | 18.429 | 17.857 | 17.929 |
| Bali | 23.000 | 23.000 | 20.000 | 18.000 | 21.000 | 19.000 |
| Nusa Tenggara Barat | 19.000 | 19.000 | 19.250 | 20.000 | 20.000 | 22.250 |
| Nusa Tenggara Timur | 25.000 | 25.000 | 25.000 | 25.000 | 25.000 | 25.000 |
| Kalimantan Barat | 29.600 | 29.600 | 29.600 | 30.200 | 29.600 | 29.600 |
| Kalimantan Tengah | 19.792 | 19.875 | 20.542 | 20.542 | 20.958 | 21.458 |
| Kalimantan Selatan | 18.733 | 18.800 | 18.933 | 18.933 | 18.933 | 18.680 |
| Kalimantan Timur | 24.889 | 24.333 | 25.444 | 26.667 | 26.444 | 27.333 |
| Sulawesi Utara | 22.333 | 23.389 | 23.778 | 23.778 | 23.778 | 23.778 |
| Sulawesi Tengah | 21.071 | 21.071 | 21.786 | 22.214 | 22.214 | 22.500 |
| Sulawesi Selatan | 19.833 | 19.833 | 19.833 | 21.667 | 22.333 | 24.833 |
| Sulawesi Tenggara | 16.750 | 15.875 | 15.875 | 15.875 | 15.875 | 15.875 |
| Gorontalo | 25.000 | 25.000 | 26.000 | 26.000 | 26.000 | 27.000 |
| Sulawesi Barat | - | - | - | - | - | - |
| Maluku | - | - | - | - | - | - |
| Maluku Utara | 30.000 | 30.000 | 30.000 | 38.333 | 38.333 | 38.333 |
| Papua Barat | 20.000 | 20.000 | 20.000 | 20.000 | 25.000 | 25.000 |
| Papua | 25.000 | 25.000 | 25.000 | 25.000 | 25.714 | 25.714 |
| Nasional | 20.403 | 20.404 | 20.592 | 21.114 | 21.477 | 21.754 |

Tabel 1.33: Lanjutan

| Provinsi | Juli | Agustus | September | Oktober | November | Desember | Rata-rata |
|--------------------------|---------------|----------------|------------------|----------------|-----------------|-----------------|------------------|
| (1) | (8) | (9) | (10) | (11) | (12) | (13) | (14) |
| Nanggroe Aceh Darussalam | 30.000 | 30.000 | 32.000 | 30.000 | 30.000 | 30.000 | 30.167 |
| Sumatera Utara | 20.412 | 20.588 | 21.059 | 21.882 | 21.529 | 21.471 | 20.463 |
| Sumatera Barat | 17.300 | 17.567 | 18.633 | 19.033 | 18.900 | 18.833 | 17.311 |
| Riau | 18.125 | 18.375 | 19.250 | 20.125 | 19.250 | 19.000 | 18.156 |
| Jambi | 19.889 | 20.111 | 20.667 | 21.778 | 20.667 | 20.667 | 19.528 |
| Sumatera Selatan | 19.429 | 21.000 | 22.857 | 22.857 | 23.429 | 23.071 | 20.393 |
| Bengkulu | 20.917 | 21.667 | 21.917 | 21.833 | 21.917 | 21.500 | 19.667 |
| Lampung | 18.455 | 19.727 | 21.636 | 22.636 | 21.727 | 21.000 | 19.114 |
| Bangka Belitung | 25.000 | 25.000 | 25.000 | 25.000 | 20.000 | 20.000 | 24.167 |
| Kepulauan Riau | 26.500 | 26.500 | 26.500 | 26.500 | 26.500 | 26.500 | 26.292 |
| Jawa Barat | 16.870 | 17.060 | 17.770 | 17.710 | 18.170 | 17.890 | 16.958 |
| Jawa Tengah | 14.365 | 14.558 | 15.058 | 15.308 | 15.269 | 15.154 | 14.607 |
| D. I. Yogyakarta | 13.333 | 13.500 | 13.833 | 14.333 | 14.500 | 14.667 | 13.681 |
| Jawa Timur | 11.500 | 12.118 | 12.206 | 12.147 | 12.794 | 12.794 | 11.704 |
| Banten | 18.000 | 18.643 | 19.000 | 19.429 | 19.500 | 19.429 | 17.985 |
| Bali | 20.000 | 20.000 | 21.000 | 21.000 | 21.000 | 22.000 | 20.750 |
| Nusa Tenggara Barat | 22.750 | 22.750 | 23.750 | 23.750 | 23.750 | 23.750 | 21.667 |
| Nusa Tenggara Timur | 25.000 | 25.000 | 25.000 | 25.000 | 25.000 | 25.000 | 25.000 |
| Kalimantan Barat | 30.600 | 31.000 | 31.000 | 31.000 | 31.000 | 30.000 | 30.233 |
| Kalimantan Tengah | 21.375 | 22.125 | 22.125 | 22.792 | 23.000 | 23.083 | 21.472 |
| Kalimantan Selatan | 18.680 | 18.947 | 20.300 | 21.833 | 22.433 | 22.567 | 19.814 |
| Kalimantan Timur | 27.111 | 27.333 | 27.667 | 28.556 | 27.778 | 27.778 | 26.778 |
| Sulawesi Utara | 24.611 | 24.722 | 24.722 | 24.722 | 24.722 | 25.278 | 24.134 |
| Sulawesi Tengah | 22.571 | 22.571 | 22.571 | 22.857 | 22.857 | 23.571 | 22.321 |
| Sulawesi Selatan | 24.833 | 24.833 | 24.833 | 24.833 | 24.833 | 24.833 | 23.111 |
| Sulawesi Tenggara | 15.875 | 15.875 | 15.875 | 15.875 | 15.875 | 15.875 | 15.948 |
| Gorontalo | 27.000 | 27.000 | 30.000 | 25.000 | 25.000 | 30.000 | 26.583 |
| Sulawesi Barat | - | - | - | - | - | - | - |
| Maluku | - | - | - | - | - | - | - |
| Maluku Utara | 38.333 | 38.333 | 38.333 | 38.333 | 38.333 | 38.333 | 36.250 |
| Papua Barat | 25.000 | 25.000 | 25.000 | 25.000 | 25.000 | 25.000 | 23.333 |
| Papua | 25.714 | 26.000 | 26.000 | 26.000 | 26.000 | 26.000 | 25.595 |
| Nasional | 21.985 | 22.263 | 22.852 | 22.904 | 22.691 | 22.835 | 21.773 |

Tabel 1.34
Harga Konsumen Perdesaan Kelompok Bahan Makanan, 2008
Ikan Lele (Rp/Kg)

| Provinsi | Januari | Februari | Maret | April | Mei | Juni |
|--------------------------|---------------|---------------|---------------|---------------|---------------|---------------|
| (1) | (2) | (3) | (4) | (5) | (6) | (7) |
| Nanggroe Aceh Darussalam | 20.000 | 20.000 | 20.000 | 20.000 | 20.000 | 20.000 |
| Sumatera Utara | 15.000 | 15.417 | 15.333 | 15.500 | 15.917 | 16.000 |
| Sumatera Barat | 15.364 | 15.409 | 16.136 | 17.091 | 16.727 | 17.636 |
| Riau | 21.000 | 20.778 | 21.222 | 20.667 | 20.667 | 21.222 |
| Jambi | 17.143 | 17.143 | 16.714 | 17.000 | 16.857 | 17.429 |
| Sumatera Selatan | 13.286 | 13.286 | 13.286 | 13.286 | 13.857 | 13.286 |
| Bengkulu | 12.200 | 12.200 | 12.800 | 12.800 | 13.800 | 14.600 |
| Lampung | 11.444 | 11.444 | 11.556 | 11.556 | 11.444 | 11.833 |
| Bangka Belitung | 21.714 | 21.714 | 21.714 | 21.714 | 21.714 | 21.714 |
| Kepulauan Riau | 13.667 | 13.667 | 13.333 | 13.333 | 14.333 | 14.500 |
| Jawa Barat | 12.143 | 12.190 | 12.333 | 12.476 | 12.929 | 13.214 |
| Jawa Tengah | 11.001 | 11.182 | 11.328 | 11.328 | 11.404 | 11.633 |
| D. I. Yogyakarta | 10.455 | 10.545 | 10.636 | 10.773 | 11.045 | 11.136 |
| Jawa Timur | 10.799 | 10.955 | 11.057 | 11.261 | 11.410 | 11.672 |
| Banten | 13.333 | 13.333 | 13.333 | 13.556 | 13.556 | 13.556 |
| Bali | 13.167 | 13.167 | 12.833 | 12.167 | 12.167 | 13.500 |
| Nusa Tenggara Barat | 22.667 | 22.667 | 22.667 | 22.667 | 22.667 | 24.000 |
| Nusa Tenggara Timur | - | - | - | - | - | - |
| Kalimantan Barat | 18.600 | 18.600 | 18.600 | 19.000 | 19.000 | 19.000 |
| Kalimantan Tengah | 15.250 | 15.250 | 15.250 | 15.250 | 15.250 | 15.875 |
| Kalimantan Selatan | 15.000 | 15.000 | 15.000 | 15.000 | 15.000 | 17.000 |
| Kalimantan Timur | 16.500 | 16.750 | 18.000 | 19.000 | 18.875 | 19.063 |
| Sulawesi Utara | - | - | - | - | - | - |
| Sulawesi Tengah | 11.667 | 11.667 | 11.667 | 10.000 | 10.000 | 10.833 |
| Sulawesi Selatan | 10.750 | 12.000 | 10.750 | 10.500 | 10.500 | 10.500 |
| Sulawesi Tenggara | 18.850 | 18.850 | 22.500 | 22.500 | 22.500 | 22.500 |
| Gorontalo | 15.000 | 15.000 | 15.000 | 15.000 | 15.000 | 15.000 |
| Sulawesi Barat | - | - | - | - | - | - |
| Maluku | - | - | - | - | - | - |
| Maluku Utara | 12.500 | 12.500 | 12.500 | 12.500 | 12.500 | 12.500 |
| Papua Barat | 13.000 | 13.000 | 13.000 | 13.000 | 13.000 | 13.000 |
| Papua | 20.125 | 20.125 | 20.125 | 20.125 | 20.375 | 20.750 |
| Nasional | 15.058 | 15.137 | 15.310 | 15.323 | 15.446 | 15.820 |

Tabel 1.34: Lanjutan

| Provinsi | Juli | Agustus | September | Oktober | November | Desember | Rata-rata |
|--------------------------|---------------|----------------|------------------|----------------|-----------------|-----------------|------------------|
| (1) | (8) | (9) | (10) | (11) | (12) | (13) | (14) |
| Nanggroe Aceh Darussalam | 20.000 | 20.000 | 20.000 | 20.000 | 20.000 | 20.000 | 20.000 |
| Sumatera Utara | 16.375 | 16.458 | 16.958 | 17.125 | 16.708 | 16.458 | 16.104 |
| Sumatera Barat | 18.091 | 18.273 | 19.000 | 18.909 | 18.727 | 18.818 | 17.515 |
| Riau | 21.611 | 21.722 | 23.167 | 23.444 | 23.889 | 23.778 | 21.931 |
| Jambi | 17.857 | 18.143 | 19.286 | 18.571 | 19.143 | 19.143 | 17.869 |
| Sumatera Selatan | 13.857 | 15.429 | 15.571 | 15.429 | 15.143 | 14.857 | 14.214 |
| Bengkulu | 15.200 | 16.000 | 16.400 | 16.400 | 16.400 | 16.400 | 14.600 |
| Lampung | 11.944 | 13.000 | 14.000 | 14.111 | 13.889 | 13.667 | 12.491 |
| Bangka Belitung | 21.714 | 23.143 | 22.429 | 22.429 | 21.714 | 21.357 | 21.923 |
| Kepulauan Riau | 14.500 | 15.833 | 15.833 | 14.833 | 14.833 | 16.500 | 14.597 |
| Jawa Barat | 13.690 | 13.690 | 14.071 | 13.929 | 14.048 | 14.310 | 13.252 |
| Jawa Tengah | 11.911 | 12.106 | 12.488 | 13.078 | 12.970 | 12.873 | 11.942 |
| D. I. Yogyakarta | 11.545 | 11.864 | 12.045 | 12.545 | 13.055 | 12.818 | 11.539 |
| Jawa Timur | 11.970 | 12.184 | 12.990 | 12.990 | 13.037 | 13.321 | 11.970 |
| Banten | 13.833 | 14.222 | 14.333 | 14.667 | 15.000 | 14.889 | 13.968 |
| Bali | 13.167 | 13.167 | 13.167 | 13.167 | 13.167 | 13.833 | 13.056 |
| Nusa Tenggara Barat | 24.667 | 25.667 | 25.667 | 25.667 | 25.667 | 25.667 | 24.194 |
| Nusa Tenggara Timur | - | - | - | - | - | - | - |
| Kalimantan Barat | 20.000 | 20.000 | 20.000 | 20.000 | 20.000 | 20.000 | 19.400 |
| Kalimantan Tengah | 16.250 | 16.750 | 16.750 | 16.813 | 17.188 | 17.188 | 16.089 |
| Kalimantan Selatan | 17.000 | 17.000 | 17.000 | 19.000 | 19.000 | 19.000 | 16.667 |
| Kalimantan Timur | 19.000 | 18.750 | 19.500 | 20.750 | 20.750 | 20.813 | 18.979 |
| Sulawesi Utara | - | - | - | - | - | - | - |
| Sulawesi Tengah | 10.833 | 10.833 | 10.833 | 10.833 | 10.833 | 10.833 | 10.903 |
| Sulawesi Selatan | 10.500 | 10.500 | 10.500 | 10.750 | 10.500 | 10.500 | 10.688 |
| Sulawesi Tenggara | 22.500 | 22.500 | 22.500 | 22.500 | 22.500 | 22.500 | 21.892 |
| Gorontalo | 15.000 | 15.000 | 15.000 | 15.000 | 15.000 | 15.000 | 15.000 |
| Sulawesi Barat | - | - | - | - | - | - | - |
| Maluku | - | - | - | - | - | - | - |
| Maluku Utara | 12.760 | 12.760 | 12.760 | 12.760 | 12.760 | 12.760 | 12.630 |
| Papua Barat | 13.000 | 13.000 | 13.000 | 15.000 | 15.000 | 15.000 | 13.500 |
| Papua | 20.750 | 21.250 | 22.500 | 21.250 | 21.250 | 21.250 | 20.823 |
| Nasional | 16.055 | 16.402 | 16.705 | 16.855 | 16.863 | 16.912 | 15.990 |

Tabel 1.35
Harga Konsumen Perdesaan Kelompok Bahan Makanan, 2008
Ikan Nila (Rp/Kg)

| Provinsi | Januari | Februari | Maret | April | Mei | Juni |
|--------------------------|---------------|---------------|---------------|---------------|---------------|---------------|
| (1) | (2) | (3) | (4) | (5) | (6) | (7) |
| Nanggroe Aceh Darussalam | 17.500 | 17.500 | 25.000 | 25.000 | 25.000 | 25.000 |
| Sumatera Utara | 14.833 | 15.000 | 15.167 | 15.500 | 14.833 | 15.000 |
| Sumatera Barat | 15.767 | 15.433 | 15.167 | 15.867 | 15.933 | 16.400 |
| Riau | 15.600 | 15.900 | 16.500 | 16.500 | 16.500 | 16.700 |
| Jambi | 16.900 | 17.000 | 17.100 | 16.700 | 17.300 | 18.000 |
| Sumatera Selatan | 16.909 | 16.909 | 17.091 | 17.091 | 17.455 | 17.364 |
| Bengkulu | 14.000 | 14.000 | 13.625 | 13.625 | 15.000 | 15.750 |
| Lampung | 13.333 | 13.333 | 14.167 | 14.167 | 15.333 | 15.667 |
| Bangka Belitung | 20.000 | 20.000 | 20.000 | 20.000 | 20.000 | 20.000 |
| Kepulauan Riau | 12.000 | 12.000 | 12.000 | 12.000 | 12.000 | 13.000 |
| Jawa Barat | 11.105 | 11.263 | 11.579 | 12.263 | 12.421 | 13.079 |
| Jawa Tengah | 12.571 | 12.476 | 12.500 | 12.643 | 12.619 | 12.667 |
| D. I. Yogyakarta | 13.375 | 13.375 | 13.250 | 13.500 | 13.500 | 13.625 |
| Jawa Timur | 11.400 | 11.400 | 11.600 | 11.650 | 11.200 | 11.100 |
| Banten | 12.900 | 12.900 | 13.400 | 13.000 | 13.000 | 13.200 |
| Bali | - | - | - | - | - | - |
| Nusa Tenggara Barat | 15.500 | 15.500 | 14.500 | 14.500 | 14.500 | 16.500 |
| Nusa Tenggara Timur | 12.500 | 12.500 | 12.500 | 12.500 | 12.500 | 12.500 |
| Kalimantan Barat | 22.667 | 22.667 | 22.667 | 22.667 | 22.667 | 22.667 |
| Kalimantan Tengah | 20.375 | 20.125 | 20.875 | 20.875 | 21.375 | 22.000 |
| Kalimantan Selatan | 18.885 | 18.962 | 18.962 | 19.038 | 18.885 | 18.385 |
| Kalimantan Timur | 21.429 | 21.714 | 22.000 | 21.429 | 20.571 | 21.429 |
| Sulawesi Utara | 16.000 | 16.000 | 16.000 | 16.000 | 17.000 | 17.500 |
| Sulawesi Tengah | 12.500 | 12.500 | 12.500 | 12.500 | 12.500 | 12.500 |
| Sulawesi Selatan | 15.000 | 15.000 | 15.000 | 15.000 | 15.000 | 18.333 |
| Sulawesi Tenggara | 12.050 | 12.050 | 12.050 | 15.000 | 15.000 | 15.000 |
| Gorontalo | 20.333 | 20.333 | 20.333 | 20.833 | 20.833 | 21.833 |
| Sulawesi Barat | - | - | - | - | - | - |
| Maluku | - | - | - | - | - | - |
| Maluku Utara | 21.667 | 21.667 | 21.667 | 25.000 | 25.000 | 25.000 |
| Papua Barat | - | - | - | - | - | - |
| Papua | 21.000 | 21.000 | 21.000 | 21.000 | 21.667 | 21.667 |
| Nasional | 16.004 | 16.018 | 16.364 | 16.637 | 16.771 | 17.209 |

Tabel 1.35: Lanjutan

| Provinsi | Juli | Agustus | September | Oktober | November | Desember | Rata-rata |
|--------------------------|---------------|----------------|------------------|----------------|-----------------|-----------------|------------------|
| (1) | (8) | (9) | (10) | (11) | (12) | (13) | (14) |
| Nanggroe Aceh Darussalam | 25.000 | 25.000 | 22.500 | 22.500 | 17.500 | 18.500 | 22.167 |
| Sumatera Utara | 14.833 | 15.167 | 15.167 | 15.333 | 15.333 | 15.000 | 15.097 |
| Sumatera Barat | 16.667 | 16.867 | 17.733 | 16.000 | 16.000 | 15.800 | 16.136 |
| Riau | 17.600 | 18.800 | 19.200 | 19.400 | 20.000 | 19.800 | 17.708 |
| Jambi | 18.200 | 18.400 | 18.600 | 19.000 | 19.700 | 19.700 | 18.050 |
| Sumatera Selatan | 17.455 | 19.091 | 22.273 | 21.727 | 21.636 | 21.727 | 18.894 |
| Bengkulu | 16.750 | 17.250 | 17.250 | 17.250 | 17.250 | 17.250 | 15.750 |
| Lampung | 15.667 | 16.833 | 17.667 | 17.667 | 18.000 | 17.667 | 15.792 |
| Bangka Belitung | 20.000 | 20.000 | 20.000 | 20.000 | 20.000 | 19.000 | 19.917 |
| Kepulauan Riau | 13.000 | 13.000 | 13.000 | 13.000 | 13.000 | 13.000 | 12.583 |
| Jawa Barat | 13.158 | 13.553 | 14.053 | 14.105 | 13.974 | 14.079 | 12.886 |
| Jawa Tengah | 12.571 | 12.762 | 13.095 | 13.238 | 13.119 | 13.071 | 12.778 |
| D. I. Yogyakarta | 13.750 | 14.125 | 14.250 | 14.625 | 15.000 | 15.125 | 13.958 |
| Jawa Timur | 11.300 | 11.900 | 12.200 | 12.300 | 12.800 | 13.100 | 11.829 |
| Banten | 13.000 | 13.400 | 14.000 | 14.200 | 14.800 | 15.600 | 13.617 |
| Bali | - | - | - | - | - | - | - |
| Nusa Tenggara Barat | 16.500 | 16.000 | 20.000 | 20.000 | 20.000 | 20.000 | 16.958 |
| Nusa Tenggara Timur | 12.500 | 12.500 | 12.500 | 12.500 | 12.500 | 12.500 | 12.500 |
| Kalimantan Barat | 24.333 | 25.000 | 25.000 | 25.000 | 25.000 | 25.000 | 23.778 |
| Kalimantan Tengah | 21.250 | 22.625 | 22.125 | 22.750 | 23.250 | 23.250 | 21.740 |
| Kalimantan Selatan | 18.385 | 18.385 | 19.538 | 22.154 | 22.077 | 22.538 | 19.683 |
| Kalimantan Timur | 21.286 | 21.571 | 22.857 | 24.143 | 23.857 | 23.857 | 22.179 |
| Sulawesi Utara | 17.500 | 17.500 | 17.500 | 17.500 | 17.500 | 17.500 | 16.958 |
| Sulawesi Tengah | 12.500 | 12.500 | 12.500 | 12.500 | 12.500 | 12.500 | 12.500 |
| Sulawesi Selatan | 20.000 | 20.000 | 20.333 | 20.333 | 20.333 | 20.333 | 17.889 |
| Sulawesi Tenggara | 15.000 | 15.000 | 15.000 | 15.000 | 15.000 | 15.000 | 14.263 |
| Gorontalo | 22.000 | 22.000 | 22.000 | 22.000 | 22.000 | 22.000 | 21.375 |
| Sulawesi Barat | - | - | - | - | - | - | - |
| Maluku | - | - | - | - | - | - | - |
| Maluku Utara | 25.000 | 25.000 | 25.000 | 25.000 | 25.000 | 25.000 | 24.167 |
| Papua Barat | - | - | - | - | - | - | - |
| Papua | 21.667 | 23.333 | 26.667 | 23.333 | 23.333 | 23.333 | 22.417 |
| Nasional | 17.388 | 17.770 | 18.286 | 18.306 | 18.231 | 18.258 | 17.270 |

Tabel 1.36
Harga Konsumen Perdesaan Kelompok Bahan Makanan, 2008
Ikan Bandeng (Rp/Kg)

| Provinsi | Januari | Februari | Maret | April | Mei | Juni |
|--------------------------|---------------|---------------|---------------|---------------|---------------|---------------|
| (1) | (2) | (3) | (4) | (5) | (6) | (7) |
| Nanggroe Aceh Darussalam | 19.143 | 19.143 | 20.429 | 20.429 | 20.429 | 20.857 |
| Sumatera Utara | - | - | - | - | - | - |
| Sumatera Barat | 18.500 | 18.500 | 18.500 | 18.500 | 18.500 | 18.500 |
| Riau | 21.000 | 21.000 | 21.000 | 21.000 | 21.000 | 21.000 |
| Jambi | - | - | - | - | - | - |
| Sumatera Selatan | 14.250 | 14.250 | 14.000 | 14.250 | 14.500 | 15.250 |
| Bengkulu | 20.000 | 20.000 | 20.000 | 20.000 | 20.000 | 22.222 |
| Lampung | 13.333 | 13.500 | 13.500 | 13.500 | 13.500 | 13.833 |
| Bangka Belitung | 18.000 | 18.500 | 18.000 | 18.000 | 18.000 | 18.000 |
| Kepulauan Riau | 15.000 | 15.000 | 15.000 | 15.000 | 18.000 | 19.000 |
| Jawa Barat | 12.472 | 12.917 | 12.806 | 13.806 | 13.806 | 13.972 |
| Jawa Tengah | 12.345 | 12.573 | 12.668 | 12.777 | 12.823 | 12.759 |
| D. I. Yogyakarta | 13.214 | 13.214 | 12.714 | 12.714 | 12.786 | 12.786 |
| Jawa Timur | 12.238 | 12.320 | 12.875 | 12.908 | 13.064 | 13.170 |
| Banten | 13.364 | 13.636 | 14.455 | 15.455 | 15.545 | 15.545 |
| Bali | - | - | - | - | - | - |
| Nusa Tenggara Barat | 17.667 | 17.667 | 17.667 | 17.667 | 17.667 | 19.000 |
| Nusa Tenggara Timur | 21.000 | 18.500 | 18.500 | 22.500 | 22.500 | 22.500 |
| Kalimantan Barat | 19.400 | 19.400 | 19.400 | 19.400 | 19.800 | 21.000 |
| Kalimantan Tengah | 14.200 | 14.200 | 14.200 | 14.200 | 15.200 | 15.600 |
| Kalimantan Selatan | 14.750 | 14.750 | 14.750 | 14.500 | 15.000 | 15.500 |
| Kalimantan Timur | 12.778 | 13.333 | 12.778 | 13.111 | 13.111 | 14.444 |
| Sulawesi Utara | - | - | - | - | - | - |
| Sulawesi Tengah | 12.700 | 12.700 | 12.050 | 12.000 | 12.700 | 13.600 |
| Sulawesi Selatan | 13.458 | 13.667 | 13.667 | 13.667 | 15.250 | 17.083 |
| Sulawesi Tenggara | 12.763 | 13.038 | 12.763 | 13.063 | 13.250 | 13.250 |
| Gorontalo | 10.200 | 10.200 | 10.200 | 10.400 | 11.000 | 11.000 |
| Sulawesi Barat | 11.818 | 11.864 | 12.636 | 11.864 | 11.664 | 12.482 |
| Maluku | - | - | - | - | - | - |
| Maluku Utara | - | - | - | - | - | - |
| Papua Barat | - | - | - | - | - | - |
| Papua | - | - | - | - | - | - |
| Nasional | 15.150 | 15.161 | 15.190 | 15.446 | 15.796 | 16.348 |

Tabel 1.36: Lanjutan

| Provinsi | Juli | Agustus | September | Oktober | November | Desember | Rata-rata |
|--------------------------|---------------|----------------|------------------|----------------|-----------------|-----------------|------------------|
| (1) | (8) | (9) | (10) | (11) | (12) | (13) | (14) |
| Nanggroe Aceh Darussalam | 20.571 | 19.571 | 19.714 | 19.714 | 19.714 | 19.714 | 19.952 |
| Sumatera Utara | - | - | - | - | - | - | - |
| Sumatera Barat | 18.500 | 18.500 | 18.500 | 16.000 | 16.000 | 16.000 | 17.875 |
| Riau | 21.000 | 21.000 | 21.000 | 21.000 | 21.000 | 21.000 | 21.000 |
| Jambi | - | - | - | - | - | - | - |
| Sumatera Selatan | 16.500 | 16.500 | 17.500 | 17.500 | 17.500 | 17.500 | 15.792 |
| Bengkulu | 22.222 | 22.222 | 22.222 | 22.222 | 22.222 | 22.222 | 21.296 |
| Lampung | 13.833 | 15.500 | 16.333 | 16.333 | 16.333 | 15.667 | 14.597 |
| Bangka Belitung | 19.400 | 19.400 | 19.400 | 19.400 | 18.800 | 19.400 | 18.692 |
| Kepulauan Riau | 19.000 | 19.000 | 19.000 | 19.000 | 19.000 | 19.000 | 17.583 |
| Jawa Barat | 14.472 | 14.722 | 15.806 | 15.694 | 16.139 | 16.194 | 14.400 |
| Jawa Tengah | 13.141 | 13.586 | 14.719 | 15.074 | 14.865 | 14.683 | 13.501 |
| D. I. Yogyakarta | 13.357 | 13.929 | 14.214 | 14.929 | 15.357 | 15.357 | 13.714 |
| Jawa Timur | 13.720 | 14.113 | 16.025 | 15.700 | 15.445 | 15.425 | 13.917 |
| Banten | 15.636 | 17.545 | 17.818 | 18.273 | 18.091 | 18.091 | 16.121 |
| Bali | - | - | - | - | - | - | - |
| Nusa Tenggara Barat | 18.000 | 18.000 | 18.000 | 18.000 | 18.333 | 20.000 | 18.139 |
| Nusa Tenggara Timur | 25.000 | 25.000 | 25.000 | 27.500 | 27.500 | 27.500 | 23.583 |
| Kalimantan Barat | 20.600 | 20.600 | 20.600 | 20.600 | 20.200 | 20.800 | 20.150 |
| Kalimantan Tengah | 15.400 | 17.000 | 17.400 | 17.800 | 19.800 | 19.400 | 16.200 |
| Kalimantan Selatan | 16.000 | 16.000 | 16.000 | 17.500 | 16.500 | 17.500 | 15.729 |
| Kalimantan Timur | 14.667 | 14.556 | 15.444 | 16.000 | 16.000 | 16.000 | 14.352 |
| Sulawesi Utara | - | - | - | - | - | - | - |
| Sulawesi Tengah | 13.600 | 13.900 | 14.600 | 14.150 | 13.850 | 14.550 | 13.367 |
| Sulawesi Selatan | 16.667 | 16.667 | 17.500 | 18.167 | 18.417 | 17.833 | 16.003 |
| Sulawesi Tenggara | 13.250 | 13.250 | 13.250 | 14.188 | 13.875 | 13.875 | 13.318 |
| Gorontalo | 10.200 | 9.200 | 10.000 | 10.000 | 10.000 | 10.000 | 10.200 |
| Sulawesi Barat | 14.091 | 14.636 | 15.273 | 15.909 | 14.273 | 14.909 | 13.452 |
| Maluku | - | - | - | - | - | - | - |
| Maluku Utara | - | - | - | - | - | - | - |
| Papua Barat | - | - | - | - | - | - | - |
| Papua | - | - | - | - | - | - | - |
| Nasional | 16.618 | 16.850 | 17.305 | 17.527 | 17.467 | 17.609 | 16.372 |

Tabel 1.37
Harga Konsumen Perdesaan Kelompok Bahan Makanan, 2008
Udang Darat (Rp/Kg)

| Provinsi | Januari | Februari | Maret | April | Mei | Juni |
|--------------------------|---------------|---------------|---------------|---------------|---------------|---------------|
| (1) | (2) | (3) | (4) | (5) | (6) | (7) |
| Nanggroe Aceh Darussalam | 27.286 | 26.571 | 27.714 | 28.714 | 28.714 | 29.429 |
| Sumatera Utara | 39.000 | 40.000 | 40.000 | 40.000 | 41.667 | 47.333 |
| Sumatera Barat | 18.000 | 18.000 | 18.500 | 18.500 | 21.000 | 23.500 |
| Riau | 68.000 | 68.000 | 72.000 | 71.000 | 73.000 | 72.000 |
| Jambi | 30.000 | 30.000 | 30.000 | 30.000 | 30.000 | 30.000 |
| Sumatera Selatan | 71.667 | 71.667 | 71.667 | 71.667 | 71.667 | 71.667 |
| Bengkulu | 21.111 | 21.111 | 21.111 | 21.667 | 22.222 | 22.778 |
| Lampung | 28.333 | 28.333 | 27.667 | 28.500 | 28.500 | 28.500 |
| Bangka Belitung | 45.000 | 45.000 | 45.000 | 45.000 | 41.667 | 40.000 |
| Kepulauan Riau | 15.000 | 15.000 | 15.000 | 15.000 | 15.000 | 16.000 |
| Jawa Barat | 17.714 | 17.714 | 17.714 | 18.786 | 18.786 | 18.786 |
| Jawa Tengah | 22.764 | 22.127 | 21.718 | 21.445 | 22.150 | 22.491 |
| D. I. Yogyakarta | 24.667 | 24.667 | 27.333 | 29.000 | 29.333 | 29.333 |
| Jawa Timur | 27.306 | 27.472 | 27.417 | 27.500 | 27.944 | 28.500 |
| Banten | 25.500 | 25.500 | 27.000 | 25.750 | 24.500 | 24.000 |
| Bali | 31.000 | 31.000 | 31.000 | 31.000 | 31.000 | 30.000 |
| Nusa Tenggara Barat | 37.500 | 37.500 | 37.500 | 37.500 | 37.500 | 37.500 |
| Nusa Tenggara Timur | 20.000 | 20.000 | 20.000 | 20.000 | 20.000 | 20.000 |
| Kalimantan Barat | 33.571 | 33.571 | 33.571 | 34.286 | 32.429 | 32.714 |
| Kalimantan Tengah | 32.556 | 33.389 | 33.111 | 33.111 | 35.889 | 34.333 |
| Kalimantan Selatan | 25.250 | 25.250 | 25.250 | 25.250 | 25.250 | 25.250 |
| Kalimantan Timur | 39.688 | 40.313 | 40.250 | 40.000 | 40.000 | 44.375 |
| Sulawesi Utara | - | - | - | - | - | - |
| Sulawesi Tengah | 27.000 | 27.000 | 26.000 | 25.000 | 26.000 | 27.000 |
| Sulawesi Selatan | 29.167 | 30.333 | 29.083 | 27.417 | 30.833 | 30.833 |
| Sulawesi Tenggara | 16.667 | 16.667 | 16.667 | 16.667 | 16.667 | 16.667 |
| Gorontalo | 10.000 | 9.905 | 9.915 | 9.915 | 9.915 | 9.915 |
| Sulawesi Barat | 25.200 | 24.200 | 23.500 | 23.200 | 23.000 | 26.400 |
| Maluku | - | - | - | - | - | - |
| Maluku Utara | 50.000 | 50.000 | 50.000 | 50.000 | 50.000 | 50.000 |
| Papua Barat | 40.000 | 40.000 | 40.000 | 40.000 | 40.000 | 40.000 |
| Papua | 45.000 | 45.000 | 45.000 | 45.000 | 45.000 | 45.000 |
| Nasional | 31.465 | 31.510 | 31.690 | 31.696 | 31.988 | 32.477 |

Tabel 1.37: Lanjutan

| Provinsi | Juli | Agustus | September | Oktober | November | Desember | Rata-rata |
|--------------------------|---------------|----------------|------------------|----------------|-----------------|-----------------|------------------|
| (1) | (8) | (9) | (10) | (11) | (12) | (13) | (14) |
| Nanggroe Aceh Darussalam | 28.714 | 29.429 | 31.571 | 31.571 | 31.429 | 31.714 | 29.405 |
| Sumatera Utara | 39.000 | 39.000 | 39.000 | 39.000 | 39.000 | 40.667 | 40.306 |
| Sumatera Barat | 25.250 | 25.250 | 25.250 | 32.250 | 29.750 | 29.750 | 23.750 |
| Riau | 73.600 | 73.600 | 77.600 | 80.000 | 80.000 | 83.000 | 74.317 |
| Jambi | 30.000 | 30.000 | 40.000 | 40.000 | 40.000 | 40.000 | 33.333 |
| Sumatera Selatan | 71.667 | 71.667 | 65.000 | 65.000 | 65.000 | 65.000 | 69.444 |
| Bengkulu | 22.778 | 22.497 | 22.497 | 22.497 | 22.497 | 22.497 | 22.105 |
| Lampung | 28.333 | 30.000 | 31.667 | 33.333 | 33.333 | 33.333 | 29.986 |
| Bangka Belitung | 40.000 | 40.000 | 40.667 | 40.667 | 40.667 | 40.667 | 42.028 |
| Kepulauan Riau | 16.000 | 16.000 | 16.000 | 16.000 | 16.000 | 16.000 | 15.583 |
| Jawa Barat | 18.500 | 18.500 | 18.500 | 18.500 | 18.500 | 18.357 | 18.363 |
| Jawa Tengah | 22.491 | 22.718 | 23.923 | 23.718 | 23.764 | 23.627 | 22.745 |
| D. I. Yogyakarta | 31.000 | 30.333 | 30.333 | 30.333 | 30.333 | 30.333 | 28.917 |
| Jawa Timur | 29.333 | 29.472 | 31.472 | 31.806 | 32.167 | 31.944 | 29.361 |
| Banten | 24.000 | 25.250 | 25.250 | 26.500 | 26.500 | 26.500 | 25.521 |
| Bali | 38.000 | 38.500 | 39.000 | 40.000 | 42.000 | 42.000 | 35.375 |
| Nusa Tenggara Barat | 45.000 | 45.000 | 47.500 | 47.500 | 50.000 | 50.000 | 42.500 |
| Nusa Tenggara Timur | 20.000 | 20.000 | 20.000 | 20.000 | 20.000 | 20.000 | 20.000 |
| Kalimantan Barat | 36.857 | 36.143 | 36.143 | 36.143 | 39.000 | 41.143 | 35.464 |
| Kalimantan Tengah | 34.889 | 36.000 | 36.000 | 37.667 | 38.000 | 38.000 | 35.245 |
| Kalimantan Selatan | 25.250 | 25.250 | 27.000 | 27.000 | 31.000 | 31.000 | 26.500 |
| Kalimantan Timur | 45.625 | 45.375 | 46.250 | 48.125 | 47.500 | 49.375 | 43.906 |
| Sulawesi Utara | - | - | - | - | - | - | - |
| Sulawesi Tengah | 27.000 | 27.000 | 28.000 | 28.000 | 28.000 | 27.000 | 26.917 |
| Sulawesi Selatan | 31.750 | 31.667 | 31.667 | 33.333 | 33.667 | 33.667 | 31.118 |
| Sulawesi Tenggara | 16.667 | 16.667 | 16.667 | 16.667 | 16.667 | 16.667 | 16.667 |
| Gorontalo | 9.915 | 9.915 | 9.915 | 10.587 | 10.587 | 10.587 | 10.089 |
| Sulawesi Barat | 26.800 | 26.800 | 26.800 | 26.800 | 26.200 | 26.200 | 25.425 |
| Maluku | - | - | - | - | - | - | - |
| Maluku Utara | 50.000 | 50.000 | 45.000 | 45.000 | 45.000 | 45.000 | 48.333 |
| Papua Barat | 40.000 | 40.000 | 40.000 | 40.000 | 40.000 | 40.000 | 40.000 |
| Papua | 45.000 | 45.000 | 45.000 | 45.000 | 45.000 | 41.667 | 44.722 |
| Nasional | 33.114 | 33.234 | 33.789 | 34.433 | 34.719 | 34.856 | 32.914 |

Tabel 1.38
Harga Konsumen Perdesaan Kelompok Bahan Makanan, 2008
Ikan Patin (Rp/Kg)

| Provinsi | Januari | Februari | Maret | April | Mei | Juni |
|--------------------------|---------------|---------------|---------------|---------------|---------------|---------------|
| (1) | (2) | (3) | (4) | (5) | (6) | (7) |
| Nanggroe Aceh Darussalam | - | - | - | - | - | - |
| Sumatera Utara | 14.000 | 14.000 | 14.000 | 14.000 | 14.000 | 15.000 |
| Sumatera Barat | 14.167 | 14.167 | 14.667 | 15.917 | 15.917 | 16.917 |
| Riau | 15.429 | 15.429 | 15.857 | 15.857 | 16.000 | 16.143 |
| Jambi | 14.600 | 14.600 | 14.900 | 14.400 | 15.000 | 15.000 |
| Sumatera Selatan | 13.833 | 13.833 | 13.917 | 14.000 | 14.000 | 14.417 |
| Bengkulu | 14.000 | 14.000 | 14.000 | 14.333 | 15.000 | 15.000 |
| Lampung | 13.857 | 13.857 | 14.143 | 13.429 | 13.714 | 14.143 |
| Bangka Belitung | 21.000 | 21.400 | 21.400 | 21.400 | 21.400 | 20.600 |
| Kepulauan Riau | 10.000 | 10.000 | 10.000 | 10.000 | 10.000 | 15.000 |
| Jawa Barat | 11.800 | 11.800 | 11.800 | 11.800 | 11.800 | 11.800 |
| Jawa Tengah | 11.500 | 11.500 | 11.750 | 11.125 | 11.500 | 12.500 |
| D. I. Yogyakarta | 13.125 | 13.375 | 13.375 | 13.500 | 13.750 | 14.250 |
| Jawa Timur | 13.500 | 13.500 | 13.500 | 13.500 | 13.500 | 13.750 |
| Banten | - | - | - | - | - | - |
| Bali | - | - | - | - | - | - |
| Nusa Tenggara Barat | - | - | - | - | - | - |
| Nusa Tenggara Timur | - | - | - | - | - | - |
| Kalimantan Barat | 22.143 | 22.143 | 22.143 | 22.000 | 21.429 | 21.429 |
| Kalimantan Tengah | 15.875 | 16.125 | 15.875 | 15.875 | 16.500 | 17.000 |
| Kalimantan Selatan | 14.591 | 14.591 | 14.591 | 14.682 | 15.227 | 15.682 |
| Kalimantan Timur | 19.571 | 20.286 | 20.286 | 20.571 | 20.286 | 21.429 |
| Sulawesi Utara | - | - | - | - | - | - |
| Sulawesi Tengah | - | - | - | - | - | - |
| Sulawesi Selatan | - | - | - | - | - | - |
| Sulawesi Tenggara | - | - | - | - | - | - |
| Gorontalo | - | - | - | - | - | - |
| Sulawesi Barat | - | - | - | - | - | - |
| Maluku | - | - | - | - | - | - |
| Maluku Utara | - | - | - | - | - | - |
| Papua Barat | - | - | - | - | - | - |
| Papua | - | - | - | - | - | - |
| Nasional | 14.882 | 14.977 | 15.071 | 15.082 | 15.237 | 15.886 |

Tabel 1.38: Lanjutan

| Provinsi | Juli | Agustus | September | Oktober | November | Desember | Rata-rata |
|--------------------------|---------------|----------------|------------------|----------------|-----------------|-----------------|------------------|
| (1) | (8) | (9) | (10) | (11) | (12) | (13) | (14) |
| Nanggroe Aceh Darussalam | - | - | - | - | - | - | - |
| Sumatera Utara | 15.000 | 15.000 | 15.000 | 15.000 | 15.000 | 18.000 | 14.833 |
| Sumatera Barat | 17.083 | 17.083 | 18.083 | 17.417 | 17.917 | 17.917 | 16.438 |
| Riau | 16.000 | 16.714 | 17.143 | 17.714 | 17.714 | 17.857 | 16.488 |
| Jambi | 15.800 | 15.900 | 17.500 | 17.600 | 17.900 | 18.300 | 15.958 |
| Sumatera Selatan | 14.750 | 15.417 | 16.667 | 16.500 | 17.250 | 17.250 | 15.153 |
| Bengkulu | 15.000 | 15.000 | 15.000 | 15.667 | 15.000 | 15.000 | 14.750 |
| Lampung | 14.143 | 14.429 | 15.571 | 16.000 | 16.857 | 16.571 | 14.726 |
| Bangka Belitung | 21.600 | 21.600 | 21.600 | 21.600 | 22.000 | 22.000 | 21.467 |
| Kepulauan Riau | 15.000 | 15.000 | 15.000 | 15.000 | 15.000 | 15.000 | 12.917 |
| Jawa Barat | 11.000 | 11.400 | 11.400 | 11.800 | 11.800 | 12.000 | 11.683 |
| Jawa Tengah | 12.500 | 12.500 | 13.000 | 12.500 | 12.500 | 13.000 | 12.156 |
| D. I. Yogyakarta | 14.250 | 14.500 | 14.500 | 15.500 | 15.750 | 15.750 | 14.302 |
| Jawa Timur | 13.750 | 13.750 | 13.750 | 13.750 | 13.750 | 13.750 | 13.646 |
| Banten | - | - | - | - | - | - | - |
| Bali | - | - | - | - | - | - | - |
| Nusa Tenggara Barat | - | - | - | - | - | - | - |
| Nusa Tenggara Timur | - | - | - | - | - | - | - |
| Kalimantan Barat | 22.857 | 22.714 | 22.714 | 22.714 | 21.286 | 21.429 | 22.083 |
| Kalimantan Tengah | 17.625 | 18.250 | 18.750 | 22.000 | 24.000 | 24.000 | 18.490 |
| Kalimantan Selatan | 15.909 | 16.409 | 16.500 | 18.727 | 19.636 | 19.636 | 16.348 |
| Kalimantan Timur | 21.429 | 21.429 | 23.143 | 23.000 | 22.571 | 22.571 | 21.381 |
| Sulawesi Utara | - | - | - | - | - | - | - |
| Sulawesi Tengah | - | - | - | - | - | - | - |
| Sulawesi Selatan | - | - | - | - | - | - | - |
| Sulawesi Tenggara | - | - | - | - | - | - | - |
| Gorontalo | - | - | - | - | - | - | - |
| Sulawesi Barat | - | - | - | - | - | - | - |
| Maluku | - | - | - | - | - | - | - |
| Maluku Utara | - | - | - | - | - | - | - |
| Papua Barat | - | - | - | - | - | - | - |
| Papua | - | - | - | - | - | - | - |
| Nasional | 16.100 | 16.300 | 16.784 | 17.205 | 17.408 | 17.649 | 16.048 |

Tabel 1.39
Harga Konsumen Perdesaan Kelompok Bahan Makanan, 2008
Ikan Asin (Rp/Kg)

| Provinsi | Januari | Februari | Maret | April | Mei | Juni |
|--------------------------|---------------|---------------|---------------|---------------|---------------|---------------|
| (1) | (2) | (3) | (4) | (5) | (6) | (7) |
| Nanggroe Aceh Darussalam | 27.489 | 27.267 | 27.889 | 28.600 | 29.422 | 29.689 |
| Sumatera Utara | 31.231 | 31.802 | 31.385 | 32.621 | 33.176 | 33.940 |
| Sumatera Barat | 28.593 | 29.360 | 29.792 | 30.700 | 31.038 | 31.807 |
| Riau | 36.214 | 36.757 | 37.100 | 37.229 | 37.300 | 37.600 |
| Jambi | 26.060 | 27.009 | 27.647 | 27.940 | 28.043 | 28.233 |
| Sumatera Selatan | 23.253 | 23.352 | 23.797 | 23.659 | 23.769 | 24.099 |
| Bengkulu | 20.343 | 20.514 | 21.171 | 21.943 | 22.371 | 22.743 |
| Lampung | 20.913 | 20.913 | 21.056 | 21.214 | 21.317 | 21.357 |
| Bangka Belitung | 34.217 | 34.457 | 34.486 | 34.420 | 34.848 | 35.072 |
| Kepulauan Riau | 34.979 | 35.063 | 35.063 | 35.792 | 38.875 | 38.958 |
| Jawa Barat | 22.753 | 23.142 | 23.209 | 23.506 | 23.914 | 24.442 |
| Jawa Tengah | 16.038 | 16.296 | 16.551 | 16.556 | 16.835 | 17.347 |
| D. I. Yogyakarta | 20.469 | 20.500 | 21.375 | 21.188 | 21.547 | 21.859 |
| Jawa Timur | 21.701 | 22.392 | 22.540 | 22.867 | 23.037 | 23.557 |
| Banten | 21.576 | 21.645 | 22.279 | 22.527 | 22.889 | 24.160 |
| Bali | 24.957 | 25.386 | 26.443 | 27.129 | 28.243 | 28.786 |
| Nusa Tenggara Barat | 33.839 | 35.625 | 35.714 | 35.446 | 38.036 | 40.429 |
| Nusa Tenggara Timur | 20.044 | 20.382 | 20.529 | 21.765 | 21.985 | 23.706 |
| Kalimantan Barat | 32.250 | 32.648 | 33.306 | 34.541 | 35.122 | 36.041 |
| Kalimantan Tengah | 23.638 | 23.925 | 23.719 | 23.881 | 24.131 | 24.406 |
| Kalimantan Selatan | 25.768 | 26.005 | 26.405 | 26.579 | 26.679 | 27.974 |
| Kalimantan Timur | 26.642 | 26.868 | 27.208 | 28.047 | 27.991 | 28.189 |
| Sulawesi Utara | 21.091 | 22.606 | 23.364 | 22.455 | 22.470 | 22.970 |
| Sulawesi Tengah | 26.533 | 26.367 | 27.933 | 27.375 | 27.725 | 29.292 |
| Sulawesi Selatan | 25.282 | 26.021 | 25.739 | 25.761 | 26.000 | 27.444 |
| Sulawesi Tenggara | 24.007 | 24.705 | 24.822 | 25.082 | 24.986 | 25.815 |
| Gorontalo | 31.955 | 33.894 | 31.500 | 31.500 | 31.485 | 30.606 |
| Sulawesi Barat | 23.375 | 23.750 | 23.500 | 24.378 | 25.222 | 25.503 |
| Maluku | 27.941 | 27.941 | 28.824 | 28.824 | 30.294 | 28.824 |
| Maluku Utara | 26.417 | 27.292 | 27.708 | 29.375 | 31.042 | 30.083 |
| Papua Barat | 31.500 | 31.643 | 31.571 | 32.143 | 32.143 | 32.429 |
| Papua | 27.846 | 28.038 | 28.692 | 28.423 | 28.615 | 31.115 |
| Nasional | 26.216 | 26.674 | 26.947 | 27.296 | 27.830 | 28.390 |

Tabel 1.39: Lanjutan

| Provinsi | Juli | Agustus | September | Oktober | November | Desember | Rata-rata |
|--------------------------|---------------|---------------|---------------|---------------|---------------|---------------|---------------|
| (1) | (8) | (9) | (10) | (11) | (12) | (13) | (14) |
| Nanggroe Aceh Darussalam | 29.711 | 30.200 | 30.844 | 30.756 | 31.000 | 31.111 | 29.498 |
| Sumatera Utara | 34.665 | 34.797 | 35.038 | 36.016 | 36.049 | 36.258 | 33.915 |
| Sumatera Barat | 32.156 | 32.210 | 32.593 | 33.554 | 33.768 | 33.671 | 31.604 |
| Riau | 38.121 | 37.743 | 39.286 | 40.179 | 40.393 | 39.864 | 38.149 |
| Jambi | 28.302 | 28.681 | 28.371 | 29.267 | 28.991 | 29.267 | 28.151 |
| Sumatera Selatan | 24.330 | 24.242 | 24.341 | 24.473 | 24.560 | 24.582 | 24.038 |
| Bengkulu | 23.143 | 23.943 | 24.086 | 24.057 | 24.829 | 24.829 | 22.831 |
| Lampung | 21.500 | 21.563 | 22.151 | 22.460 | 22.730 | 22.762 | 21.661 |
| Bangka Belitung | 36.449 | 36.449 | 36.754 | 36.819 | 37.225 | 37.543 | 35.728 |
| Kepulauan Riau | 39.000 | 39.000 | 39.125 | 39.125 | 39.750 | 39.833 | 37.880 |
| Jawa Barat | 25.048 | 25.358 | 25.888 | 26.330 | 26.701 | 26.850 | 24.762 |
| Jawa Tengah | 17.516 | 17.574 | 17.650 | 17.899 | 17.982 | 18.018 | 17.188 |
| D. I. Yogyakarta | 22.391 | 22.453 | 22.516 | 22.641 | 22.672 | 22.672 | 21.857 |
| Jawa Timur | 23.919 | 24.048 | 24.471 | 24.781 | 24.852 | 24.876 | 23.587 |
| Banten | 24.229 | 24.676 | 24.947 | 25.557 | 25.869 | 26.476 | 23.902 |
| Bali | 28.843 | 30.629 | 30.686 | 30.600 | 30.629 | 30.743 | 28.589 |
| Nusa Tenggara Barat | 41.679 | 42.571 | 43.670 | 43.580 | 43.920 | 42.491 | 39.750 |
| Nusa Tenggara Timur | 25.765 | 25.750 | 25.985 | 26.632 | 26.956 | 26.956 | 23.871 |
| Kalimantan Barat | 36.122 | 36.429 | 36.684 | 36.847 | 37.143 | 37.510 | 35.387 |
| Kalimantan Tengah | 24.419 | 24.919 | 25.144 | 25.256 | 25.781 | 25.831 | 24.588 |
| Kalimantan Selatan | 29.263 | 29.758 | 32.005 | 33.642 | 33.716 | 34.000 | 29.316 |
| Kalimantan Timur | 29.170 | 29.170 | 29.736 | 30.189 | 30.189 | 30.245 | 28.637 |
| Sulawesi Utara | 22.970 | 23.576 | 23.576 | 23.576 | 23.576 | 23.576 | 22.984 |
| Sulawesi Tengah | 29.408 | 30.400 | 30.083 | 30.217 | 30.633 | 30.183 | 28.846 |
| Sulawesi Selatan | 27.944 | 28.082 | 28.420 | 27.049 | 27.387 | 27.387 | 26.876 |
| Sulawesi Tenggara | 26.137 | 26.123 | 26.630 | 26.699 | 26.774 | 26.774 | 25.713 |
| Gorontalo | 30.909 | 30.939 | 31.212 | 32.682 | 32.682 | 31.485 | 31.737 |
| Sulawesi Barat | 25.141 | 26.031 | 26.484 | 26.484 | 25.422 | 24.953 | 25.020 |
| Maluku | 28.824 | 28.294 | 28.882 | 28.294 | 28.294 | 28.529 | 28.647 |
| Maluku Utara | 30.083 | 30.083 | 30.917 | 32.167 | 32.167 | 32.167 | 29.958 |
| Papua Barat | 34.214 | 34.929 | 34.929 | 34.929 | 34.929 | 36.000 | 33.446 |
| Papua | 31.962 | 31.962 | 31.885 | 31.308 | 30.731 | 31.115 | 30.141 |
| Nasional | 28.854 | 29.143 | 29.531 | 29.815 | 29.947 | 29.955 | 28.383 |

Tabel 1.40
Harga Konsumen Perdesaan Kelompok Bahan Makanan, 2008
Ikan Pindang (Rp/Kg)

| Provinsi | Januari | Februari | Maret | April | Mei | Juni |
|--------------------------|---------------|---------------|---------------|---------------|---------------|---------------|
| (1) | (2) | (3) | (4) | (5) | (6) | (7) |
| Nanggroe Aceh Darussalam | 18.500 | 18.500 | 24.500 | 24.500 | 24.500 | 24.500 |
| Sumatera Utara | 16.000 | 16.000 | 16.000 | 16.000 | 20.000 | 22.000 |
| Sumatera Barat | - | - | - | - | - | - |
| Riau | 23.750 | 23.750 | 24.167 | 24.167 | 24.167 | 24.167 |
| Jambi | - | - | - | - | - | - |
| Sumatera Selatan | 12.000 | 12.000 | 10.000 | 10.000 | 10.000 | 10.000 |
| Bengkulu | - | - | - | - | - | - |
| Lampung | 15.000 | 15.682 | 15.682 | 14.534 | 14.534 | 15.611 |
| Bangka Belitung | - | - | - | - | - | - |
| Kepulauan Riau | - | - | - | - | - | - |
| Jawa Barat | 14.167 | 14.167 | 14.167 | 14.722 | 14.722 | 15.000 |
| Jawa Tengah | 14.338 | 14.358 | 14.338 | 14.319 | 14.550 | 14.704 |
| D. I. Yogyakarta | 11.667 | 11.667 | 11.667 | 11.667 | 11.667 | 11.750 |
| Jawa Timur | 11.220 | 11.367 | 11.267 | 11.300 | 11.317 | 11.573 |
| Banten | 16.154 | 16.154 | 16.615 | 16.385 | 16.385 | 16.615 |
| Bali | 17.000 | 17.000 | 17.000 | 17.000 | 18.545 | 23.182 |
| Nusa Tenggara Barat | - | - | - | - | - | - |
| Nusa Tenggara Timur | 17.633 | 16.000 | 14.644 | 13.288 | 14.310 | 15.900 |
| Kalimantan Barat | 25.000 | 25.000 | 25.000 | 25.000 | 25.000 | 25.000 |
| Kalimantan Tengah | 18.000 | 18.000 | 20.000 | 20.000 | 20.000 | 20.000 |
| Kalimantan Selatan | 20.000 | 20.000 | 20.000 | 20.000 | 20.000 | 22.000 |
| Kalimantan Timur | 32.000 | 32.000 | 34.560 | 38.400 | 38.400 | 38.400 |
| Sulawesi Utara | - | - | - | - | - | - |
| Sulawesi Tengah | 12.500 | 12.500 | 13.750 | 15.000 | 15.000 | 15.000 |
| Sulawesi Selatan | 18.000 | 18.000 | 18.000 | 18.000 | 21.333 | 24.667 |
| Sulawesi Tenggara | 16.000 | 17.500 | 17.500 | 17.500 | 17.500 | 17.500 |
| Gorontalo | - | - | - | - | - | - |
| Sulawesi Barat | 12.000 | 12.000 | 12.000 | 12.000 | 12.450 | 12.850 |
| Maluku | - | - | - | - | - | - |
| Maluku Utara | 11.676 | 10.760 | 9.469 | 9.469 | 10.037 | 10.792 |
| Papua Barat | - | - | - | - | - | - |
| Papua | - | - | - | - | - | - |
| Nasional | 16.791 | 16.781 | 17.158 | 17.298 | 17.829 | 18.629 |

Tabel 1.40: Lanjutan

| Provinsi | Juli | Agustus | September | Oktober | November | Desember | Rata-rata |
|--------------------------|---------------|----------------|------------------|----------------|-----------------|-----------------|------------------|
| (1) | (8) | (9) | (10) | (11) | (12) | (13) | (14) |
| Nanggroe Aceh Darussalam | 24.500 | 24.500 | 24.500 | 24.500 | 24.500 | 24.500 | 23.500 |
| Sumatera Utara | 19.000 | 19.000 | 19.000 | 19.000 | 19.000 | 19.000 | 18.333 |
| Sumatera Barat | - | - | - | - | - | - | - |
| Riau | 24.417 | 24.417 | 24.417 | 24.417 | 24.417 | 23.583 | 24.153 |
| Jambi | - | - | - | - | - | - | - |
| Sumatera Selatan | 10.000 | 10.000 | 10.000 | 10.000 | 10.000 | 10.000 | 10.333 |
| Bengkulu | - | - | - | - | - | - | - |
| Lampung | 15.230 | 15.230 | 15.230 | 16.499 | 16.499 | 20.942 | 15.890 |
| Bangka Belitung | - | - | - | - | - | - | - |
| Kepulauan Riau | - | - | - | - | - | - | - |
| Jawa Barat | 15.167 | 15.500 | 15.667 | 16.000 | 16.889 | 16.667 | 15.236 |
| Jawa Tengah | 14.415 | 14.685 | 17.492 | 17.185 | 17.454 | 17.608 | 15.454 |
| D. I. Yogyakarta | 12.083 | 12.083 | 12.083 | 12.083 | 12.083 | 12.083 | 11.882 |
| Jawa Timur | 12.277 | 12.543 | 13.213 | 13.080 | 13.060 | 12.860 | 12.090 |
| Banten | 17.000 | 18.615 | 18.615 | 18.615 | 19.538 | 19.846 | 17.545 |
| Bali | 23.182 | 23.182 | 25.758 | 25.758 | 25.758 | 25.758 | 21.593 |
| Nusa Tenggara Barat | - | - | - | - | - | - | - |
| Nusa Tenggara Timur | 15.900 | 15.900 | 13.629 | 15.143 | 15.143 | 15.143 | 15.220 |
| Kalimantan Barat | 25.000 | 25.000 | 25.000 | 25.000 | 25.000 | 25.000 | 25.000 |
| Kalimantan Tengah | 20.000 | 20.000 | 20.000 | 25.000 | 25.000 | 25.000 | 20.917 |
| Kalimantan Selatan | 22.000 | 22.000 | 22.000 | 22.000 | 22.000 | 22.000 | 21.167 |
| Kalimantan Timur | 38.400 | 39.000 | 39.000 | 39.000 | 39.000 | 39.000 | 37.263 |
| Sulawesi Utara | - | - | - | - | - | - | - |
| Sulawesi Tengah | 17.500 | 17.500 | 17.500 | 17.500 | 20.000 | 20.000 | 16.146 |
| Sulawesi Selatan | 24.667 | 24.667 | 24.667 | 23.000 | 23.000 | 23.000 | 21.750 |
| Sulawesi Tenggara | 17.500 | 17.500 | 17.500 | 17.500 | 17.500 | 17.500 | 17.375 |
| Gorontalo | - | - | - | - | - | - | - |
| Sulawesi Barat | 12.850 | 12.850 | 12.850 | 12.850 | 15.850 | 15.650 | 13.017 |
| Maluku | - | - | - | - | - | - | - |
| Maluku Utara | 10.792 | 10.792 | 11.065 | 9.778 | 9.253 | 9.673 | 10.296 |
| Papua Barat | - | - | - | - | - | - | - |
| Papua | - | - | - | - | - | - | - |
| Nasional | 18.661 | 18.808 | 19.009 | 19.234 | 19.569 | 19.753 | 18.293 |

Tabel 1.41
Harga Konsumen Perdesaan Kelompok Bahan Makanan, 2008
Ikan Asap (Rp/Kg)

| Provinsi | Januari | Februari | Maret | April | Mei | Juni |
|--------------------------|---------------|---------------|---------------|---------------|---------------|---------------|
| (1) | (2) | (3) | (4) | (5) | (6) | (7) |
| Nanggroe Aceh Darussalam | 12.000 | 12.000 | 12.000 | 12.000 | 12.000 | 12.000 |
| Sumatera Utara | - | - | - | - | - | - |
| Sumatera Barat | 13.000 | 12.000 | 15.000 | 15.000 | 15.000 | 18.000 |
| Riau | 24.000 | 24.000 | 24.000 | 24.000 | 24.000 | 24.000 |
| Jambi | - | - | - | - | - | - |
| Sumatera Selatan | - | - | - | - | - | - |
| Bengkulu | - | - | - | - | - | - |
| Lampung | - | - | - | - | - | - |
| Bangka Belitung | - | - | - | - | - | - |
| Kepulauan Riau | 34.000 | 34.000 | 34.000 | 35.000 | 40.000 | 42.000 |
| Jawa Barat | - | - | - | - | - | - |
| Jawa Tengah | 15.500 | 15.563 | 15.563 | 15.688 | 15.688 | 16.125 |
| D. I. Yogyakarta | 17.000 | 17.000 | 17.000 | 17.000 | 17.000 | 17.000 |
| Jawa Timur | 14.333 | 14.333 | 14.333 | 14.333 | 13.333 | 13.333 |
| Banten | 17.500 | 17.500 | 17.500 | 20.000 | 20.000 | 25.000 |
| Bali | - | - | - | - | - | - |
| Nusa Tenggara Barat | - | - | - | - | - | - |
| Nusa Tenggara Timur | 18.000 | 18.000 | 18.000 | 18.000 | 18.000 | 19.000 |
| Kalimantan Barat | 22.000 | 22.000 | 22.000 | 22.000 | 22.000 | 22.000 |
| Kalimantan Tengah | - | - | - | - | - | - |
| Kalimantan Selatan | - | - | - | - | - | - |
| Kalimantan Timur | - | - | - | - | - | - |
| Sulawesi Utara | - | - | - | - | - | - |
| Sulawesi Tengah | 22.000 | 24.000 | 24.000 | 22.000 | 22.000 | 22.000 |
| Sulawesi Selatan | - | - | - | - | - | - |
| Sulawesi Tenggara | 15.000 | 14.250 | 13.750 | 13.750 | 13.750 | 13.750 |
| Gorontalo | - | - | - | - | - | - |
| Sulawesi Barat | 21.000 | 21.000 | 19.000 | 19.000 | 19.000 | 19.333 |
| Maluku | - | - | - | - | - | - |
| Maluku Utara | 17.500 | 17.500 | 17.500 | 17.500 | 12.500 | 12.500 |
| Papua Barat | 12.000 | 12.000 | 12.000 | 12.000 | 12.000 | 15.000 |
| Papua | - | - | - | - | - | - |
| Nasional | 18.322 | 18.343 | 18.376 | 18.485 | 18.418 | 19.403 |

Tabel 1.41: Lanjutan

| Provinsi | Juli | Agustus | September | Oktober | November | Desember | Rata-rata |
|--------------------------|---------------|----------------|------------------|----------------|-----------------|-----------------|------------------|
| (1) | (8) | (9) | (10) | (11) | (12) | (13) | (14) |
| Nanggroe Aceh Darussalam | 12.000 | 12.000 | 12.000 | 12.000 | 12.000 | 12.000 | 12.000 |
| Sumatera Utara | - | - | - | - | - | - | - |
| Sumatera Barat | 18.000 | 18.000 | 18.000 | 18.000 | 18.000 | 18.000 | 16.333 |
| Riau | 22.000 | 22.000 | 26.000 | 26.000 | 26.000 | 26.000 | 24.333 |
| Jambi | - | - | - | - | - | - | - |
| Sumatera Selatan | - | - | - | - | - | - | - |
| Bengkulu | - | - | - | - | - | - | - |
| Lampung | - | - | - | - | - | - | - |
| Bangka Belitung | - | - | - | - | - | - | - |
| Kepulauan Riau | 42.000 | 42.000 | 42.000 | 42.000 | 42.000 | 42.000 | 39.250 |
| Jawa Barat | - | - | - | - | - | - | - |
| Jawa Tengah | 16.125 | 16.125 | 16.875 | 16.875 | 17.250 | 17.250 | 16.219 |
| D. I. Yogyakarta | 19.000 | 19.000 | 19.500 | 19.500 | 19.500 | 19.500 | 18.167 |
| Jawa Timur | 13.333 | 13.333 | 13.333 | 13.333 | 13.333 | 13.333 | 13.667 |
| Banten | 25.000 | 28.000 | 28.000 | 28.000 | 28.000 | 28.000 | 23.542 |
| Bali | - | - | - | - | - | - | - |
| Nusa Tenggara Barat | - | - | - | - | - | - | - |
| Nusa Tenggara Timur | 19.000 | 18.000 | 18.000 | 18.000 | 18.000 | 18.000 | 18.167 |
| Kalimantan Barat | 22.000 | 22.000 | 25.000 | 25.000 | 25.000 | 25.000 | 23.000 |
| Kalimantan Tengah | - | - | - | - | - | - | - |
| Kalimantan Selatan | - | - | - | - | - | - | - |
| Kalimantan Timur | - | - | - | - | - | - | - |
| Sulawesi Utara | - | - | - | - | - | - | - |
| Sulawesi Tengah | 22.000 | 22.000 | 22.000 | 22.000 | 22.000 | 22.000 | 22.333 |
| Sulawesi Selatan | - | - | - | - | - | - | - |
| Sulawesi Tenggara | 13.750 | 13.750 | 13.750 | 13.750 | 13.750 | 13.750 | 13.896 |
| Gorontalo | - | - | - | - | - | - | - |
| Sulawesi Barat | 20.333 | 20.333 | 20.333 | 20.333 | 18.333 | 18.667 | 19.722 |
| Maluku | - | - | - | - | - | - | - |
| Maluku Utara | 12.500 | 12.500 | 12.500 | 12.500 | 12.500 | 12.500 | 14.167 |
| Papua Barat | 15.000 | 15.000 | 15.000 | 15.000 | 15.000 | 15.000 | 13.750 |
| Papua | - | - | - | - | - | - | - |
| Nasional | 19.469 | 19.603 | 20.153 | 20.153 | 20.044 | 20.067 | 19.236 |

Tabel 1.42
Harga Konsumen Perdesaan Kelompok Bahan Makanan, 2008
Ikan Dalam Kaleng (Rp/Kaleng)

| Provinsi | Januari | Februari | Maret | April | Mei | Juni |
|--------------------------|--------------|--------------|--------------|--------------|--------------|--------------|
| (1) | (2) | (3) | (4) | (5) | (6) | (7) |
| Nanggroe Aceh Darussalam | 7.500 | 7.500 | 7.500 | 7.500 | 7.600 | 7.600 |
| Sumatera Utara | 8.227 | 8.364 | 8.545 | 8.636 | 8.591 | 8.727 |
| Sumatera Barat | 9.000 | 9.000 | 9.714 | 10.214 | 10.357 | 11.071 |
| Riau | 9.250 | 9.250 | 9.250 | 9.250 | 9.550 | 9.600 |
| Jambi | 8.750 | 8.813 | 8.938 | 8.938 | 9.063 | 9.125 |
| Sumatera Selatan | 6.875 | 7.042 | 7.375 | 7.708 | 7.708 | 7.542 |
| Bengkulu | 5.500 | 5.500 | 5.500 | 5.500 | 5.577 | 5.731 |
| Lampung | 7.250 | 7.250 | 7.250 | 7.250 | 7.333 | 7.333 |
| Bangka Belitung | 7.400 | 7.400 | 7.400 | 7.450 | 7.550 | 7.750 |
| Kepulauan Riau | 11.250 | 11.250 | 11.250 | 11.250 | 11.250 | 11.500 |
| Jawa Barat | 7.831 | 7.944 | 7.954 | 8.002 | 8.412 | 8.912 |
| Jawa Tengah | 6.913 | 6.996 | 7.013 | 7.054 | 7.179 | 7.217 |
| D. I. Yogyakarta | 6.525 | 6.525 | 6.525 | 6.525 | 6.525 | 6.525 |
| Jawa Timur | 7.150 | 7.388 | 7.481 | 7.481 | 7.566 | 7.722 |
| Banten | 9.296 | 9.921 | 10.208 | 10.250 | 10.563 | 10.896 |
| Bali | - | - | - | - | - | - |
| Nusa Tenggara Barat | - | - | - | - | - | - |
| Nusa Tenggara Timur | 7.333 | 7.417 | 7.417 | 7.417 | 7.417 | 7.583 |
| Kalimantan Barat | 8.188 | 8.281 | 8.156 | 8.375 | 8.938 | 9.188 |
| Kalimantan Tengah | 4.333 | 4.333 | 4.556 | 4.556 | 4.556 | 4.611 |
| Kalimantan Selatan | 2.444 | 2.444 | 2.456 | 2.519 | 2.556 | 2.563 |
| Kalimantan Timur | 6.725 | 6.725 | 7.525 | 7.525 | 7.525 | 7.563 |
| Sulawesi Utara | 3.500 | 3.472 | 3.472 | 3.472 | 3.472 | 3.528 |
| Sulawesi Tengah | 3.771 | 3.771 | 3.892 | 4.100 | 4.100 | 4.100 |
| Sulawesi Selatan | 7.889 | 7.944 | 7.944 | 7.944 | 7.944 | 8.167 |
| Sulawesi Tenggara | 4.786 | 4.786 | 4.786 | 4.786 | 4.786 | 4.786 |
| Gorontalo | 3.140 | 3.140 | 3.140 | 3.140 | 3.240 | 3.240 |
| Sulawesi Barat | 4.000 | 3.900 | 4.500 | 4.500 | 4.500 | 4.100 |
| Maluku | 5.000 | 5.000 | 5.000 | 5.000 | 5.000 | 5.000 |
| Maluku Utara | 9.667 | 10.000 | 10.000 | 10.000 | 10.000 | 10.000 |
| Papua Barat | 7.667 | 8.333 | 8.333 | 8.333 | 8.167 | 8.167 |
| Papua | 9.167 | 9.167 | 9.167 | 9.333 | 9.333 | 9.333 |
| Nasional | 6.878 | 6.962 | 7.075 | 7.134 | 7.212 | 7.306 |

Tabel 1.42: Lanjutan

| Provinsi | Juli | Agustus | September | Oktober | November | Desember | Rata-rata |
|--------------------------|--------------|--------------|--------------|--------------|--------------|--------------|--------------|
| (1) | (8) | (9) | (10) | (11) | (12) | (13) | (14) |
| Nanggroe Aceh Darussalam | 7.700 | 7.900 | 8.000 | 8.000 | 8.000 | 8.000 | 7.733 |
| Sumatera Utara | 9.000 | 9.182 | 9.273 | 9.455 | 9.455 | 9.545 | 8.917 |
| Sumatera Barat | 11.214 | 11.500 | 11.500 | 11.786 | 11.643 | 11.643 | 10.720 |
| Riau | 9.900 | 9.950 | 10.050 | 10.050 | 10.150 | 10.200 | 9.704 |
| Jambi | 9.125 | 9.125 | 9.125 | 9.500 | 9.500 | 9.500 | 9.125 |
| Sumatera Selatan | 7.542 | 7.542 | 7.542 | 7.583 | 7.667 | 7.667 | 7.483 |
| Bengkulu | 6.000 | 6.000 | 6.000 | 6.038 | 6.038 | 6.062 | 5.787 |
| Lampung | 7.333 | 7.333 | 7.417 | 7.500 | 7.500 | 7.500 | 7.354 |
| Bangka Belitung | 8.150 | 8.150 | 8.050 | 8.050 | 8.150 | 8.350 | 7.821 |
| Kepulauan Riau | 11.500 | 11.500 | 11.500 | 11.500 | 11.500 | 11.500 | 11.396 |
| Jawa Barat | 9.041 | 9.099 | 9.273 | 9.293 | 9.260 | 9.280 | 8.692 |
| Jawa Tengah | 7.229 | 7.371 | 7.383 | 7.504 | 7.546 | 7.596 | 7.250 |
| D. I. Yogyakarta | 6.650 | 6.650 | 6.650 | 6.650 | 6.650 | 6.650 | 6.588 |
| Jawa Timur | 7.973 | 7.880 | 7.958 | 7.989 | 8.005 | 8.192 | 7.732 |
| Banten | 11.063 | 11.208 | 11.208 | 11.292 | 11.500 | 11.708 | 10.759 |
| Bali | - | - | - | - | - | - | - |
| Nusa Tenggara Barat | - | - | - | - | - | - | - |
| Nusa Tenggara Timur | 7.750 | 7.750 | 7.750 | 7.667 | 7.667 | 7.667 | 7.569 |
| Kalimantan Barat | 9.250 | 9.375 | 9.469 | 9.469 | 9.500 | 9.688 | 8.990 |
| Kalimantan Tengah | 4.611 | 4.611 | 4.778 | 4.833 | 5.000 | 5.000 | 4.648 |
| Kalimantan Selatan | 2.581 | 2.644 | 2.644 | 2.731 | 2.731 | 2.731 | 2.587 |
| Kalimantan Timur | 7.563 | 7.563 | 7.563 | 7.625 | 7.688 | 7.688 | 7.440 |
| Sulawesi Utara | 3.583 | 3.583 | 3.583 | 3.583 | 3.583 | 3.583 | 3.535 |
| Sulawesi Tengah | 4.142 | 4.142 | 4.142 | 4.142 | 4.208 | 4.250 | 4.063 |
| Sulawesi Selatan | 8.167 | 8.167 | 8.722 | 8.778 | 8.222 | 8.222 | 8.176 |
| Sulawesi Tenggara | 4.786 | 4.786 | 4.786 | 4.857 | 4.857 | 4.929 | 4.810 |
| Gorontalo | 3.290 | 3.290 | 3.290 | 3.290 | 3.290 | 3.290 | 3.232 |
| Sulawesi Barat | 4.100 | 4.200 | 4.300 | 4.300 | 4.300 | 4.300 | 4.250 |
| Maluku | 5.000 | 5.000 | 5.000 | 5.000 | 5.000 | 5.000 | 5.000 |
| Maluku Utara | 10.000 | 10.000 | 10.000 | 10.000 | 10.000 | 10.000 | 9.972 |
| Papua Barat | 8.167 | 8.833 | 8.167 | 8.167 | 8.333 | 8.333 | 8.250 |
| Papua | 9.417 | 9.500 | 9.917 | 9.917 | 9.917 | 9.833 | 9.500 |
| Nasional | 7.394 | 7.461 | 7.501 | 7.552 | 7.562 | 7.597 | 7.303 |

Tabel 1.43
Harga Konsumen Perdesaan Kelompok Bahan Makanan, 2008
Daging Dalam Kaleng (Rp/Kaleng)

| Provinsi | Januari | Februari | Maret | April | Mei | Juni |
|--------------------------|---------------|---------------|---------------|---------------|---------------|---------------|
| (1) | (2) | (3) | (4) | (5) | (6) | (7) |
| Nanggroe Aceh Darussalam | - | - | - | - | - | - |
| Sumatera Utara | - | - | - | - | - | - |
| Sumatera Barat | - | - | - | - | - | - |
| Riau | 12.500 | 14.000 | 14.000 | 14.000 | 14.000 | 14.000 |
| Jambi | 12.000 | 12.000 | 12.000 | 12.000 | 12.000 | 12.000 |
| Sumatera Selatan | 12.500 | 12.500 | 12.500 | 12.500 | 12.500 | 12.500 |
| Bengkulu | 11.267 | 11.267 | 11.267 | 11.267 | 11.267 | 11.333 |
| Lampung | 11.638 | 11.638 | 11.638 | 11.638 | 11.638 | 11.638 |
| Bangka Belitung | 11.357 | 11.357 | 11.357 | 11.500 | 11.643 | 11.429 |
| Kepulauan Riau | 10.000 | 10.000 | 10.500 | 11.250 | 11.250 | 11.500 |
| Jawa Barat | 8.250 | 8.250 | 8.250 | 8.250 | 8.250 | 8.917 |
| Jawa Tengah | 6.300 | 6.300 | 6.300 | 6.300 | 6.300 | 6.330 |
| D. I. Yogyakarta | 5.800 | 5.800 | 5.800 | 5.800 | 5.800 | 5.800 |
| Jawa Timur | 5.813 | 5.813 | 5.813 | 5.813 | 5.813 | 5.813 |
| Banten | - | - | - | - | - | - |
| Bali | - | - | - | - | - | - |
| Nusa Tenggara Barat | 5.500 | 5.238 | 5.238 | 5.413 | 5.840 | 5.698 |
| Nusa Tenggara Timur | 10.000 | 9.619 | 9.215 | 8.568 | 10.010 | 10.693 |
| Kalimantan Barat | 9.250 | 9.250 | 8.917 | 8.917 | 8.917 | 8.917 |
| Kalimantan Tengah | 11.000 | 11.000 | 10.000 | 10.000 | 10.000 | 11.000 |
| Kalimantan Selatan | 10.667 | 10.667 | 10.667 | 10.667 | 10.667 | 10.667 |
| Kalimantan Timur | 11.000 | 12.000 | 12.766 | 13.532 | 13.532 | 13.660 |
| Sulawesi Utara | - | - | - | - | - | - |
| Sulawesi Tengah | - | - | - | - | - | - |
| Sulawesi Selatan | 13.000 | 13.000 | 13.000 | 13.000 | 13.000 | 15.000 |
| Sulawesi Tenggara | - | - | - | - | - | - |
| Gorontalo | - | - | - | - | - | - |
| Sulawesi Barat | - | - | - | - | - | - |
| Maluku | 11.000 | 11.000 | 12.864 | 17.049 | 19.358 | 19.358 |
| Maluku Utara | 16.000 | 16.000 | 17.250 | 17.250 | 17.250 | 17.250 |
| Papua Barat | 15.250 | 15.250 | 15.250 | 15.250 | 15.250 | 15.250 |
| Papua | 15.500 | 15.500 | 16.250 | 16.250 | 16.250 | 15.500 |
| Nasional | 10.709 | 10.793 | 10.947 | 11.191 | 11.388 | 11.557 |

Tabel 1.43: Lanjutan

| Provinsi | Juli | Agustus | September | Oktober | November | Desember | Rata-rata |
|--------------------------|---------------|----------------|------------------|----------------|-----------------|-----------------|------------------|
| (1) | (8) | (9) | (10) | (11) | (12) | (13) | (14) |
| Nanggroe Aceh Darussalam | - | - | - | - | - | - | - |
| Sumatera Utara | - | - | - | - | - | - | - |
| Sumatera Barat | - | - | - | - | - | - | - |
| Riau | 15.000 | 15.000 | 15.000 | 15.000 | 15.000 | 15.000 | 14.375 |
| Jambi | 12.000 | 12.000 | 12.000 | 12.000 | 15.500 | 15.500 | 12.583 |
| Sumatera Selatan | 13.000 | 13.000 | 13.000 | 13.000 | 13.000 | 14.500 | 12.875 |
| Bengkulu | 11.833 | 11.833 | 11.833 | 11.833 | 11.833 | 11.833 | 11.556 |
| Lampung | 11.638 | 11.638 | 11.388 | 11.388 | 11.638 | 11.738 | 11.604 |
| Bangka Belitung | 11.429 | 11.429 | 11.643 | 11.643 | 11.643 | 11.929 | 11.530 |
| Kepulauan Riau | 11.500 | 11.500 | 11.750 | 11.500 | 11.500 | 11.500 | 11.146 |
| Jawa Barat | 8.917 | 8.917 | 8.917 | 8.917 | 8.917 | 8.917 | 8.639 |
| Jawa Tengah | 6.330 | 6.730 | 6.730 | 6.730 | 6.730 | 6.730 | 6.484 |
| D. I. Yogyakarta | 5.800 | 5.800 | 5.800 | 5.800 | 5.800 | 5.800 | 5.800 |
| Jawa Timur | 7.188 | 7.188 | 7.313 | 7.313 | 7.313 | 7.313 | 6.542 |
| Banten | - | - | - | - | - | - | - |
| Bali | - | - | - | - | - | - | - |
| Nusa Tenggara Barat | 5.698 | 5.698 | 6.091 | 6.406 | 6.931 | 6.931 | 5.890 |
| Nusa Tenggara Timur | 11.578 | 12.610 | 14.121 | 14.783 | 15.008 | 14.401 | 11.717 |
| Kalimantan Barat | 8.917 | 8.917 | 8.917 | 8.917 | 8.917 | 9.333 | 9.007 |
| Kalimantan Tengah | 11.000 | 11.000 | 11.000 | 11.000 | 11.000 | 11.000 | 10.750 |
| Kalimantan Selatan | 10.667 | 10.667 | 10.667 | 10.667 | 10.667 | 10.667 | 10.667 |
| Kalimantan Timur | 13.660 | 13.660 | 13.660 | 13.660 | 13.660 | 13.660 | 13.204 |
| Sulawesi Utara | - | - | - | - | - | - | - |
| Sulawesi Tengah | - | - | - | - | - | - | - |
| Sulawesi Selatan | 15.000 | 15.000 | 15.000 | 15.000 | 15.000 | 15.000 | 14.167 |
| Sulawesi Tenggara | - | - | - | - | - | - | - |
| Gorontalo | - | - | - | - | - | - | - |
| Sulawesi Barat | - | - | - | - | - | - | - |
| Maluku | 16.565 | 16.565 | 16.565 | 17.317 | 17.317 | 17.878 | 16.070 |
| Maluku Utara | 17.250 | 17.250 | 17.250 | 18.500 | 18.000 | 18.000 | 17.271 |
| Papua Barat | 15.375 | 15.500 | 15.375 | 15.375 | 15.375 | 15.375 | 15.323 |
| Papua | 15.500 | 15.500 | 16.000 | 16.000 | 16.000 | 16.000 | 15.854 |
| Nasional | 11.629 | 11.700 | 11.819 | 11.943 | 12.125 | 12.227 | 11.502 |

Tabel 1.44
Harga Konsumen Perdesaan Kelompok Bahan Makanan, 2008
Bakso (Rp/10 buah)

| Provinsi | Januari | Februari | Maret | April | Mei | Juni |
|--------------------------|--------------|--------------|--------------|--------------|--------------|--------------|
| (1) | (2) | (3) | (4) | (5) | (6) | (7) |
| Nanggroe Aceh Darussalam | 7.000 | 7.000 | 7.000 | 7.000 | 7.000 | 7.500 |
| Sumatera Utara | 4.667 | 4.667 | 4.667 | 4.667 | 4.667 | 5.000 |
| Sumatera Barat | 5.500 | 5.500 | 5.500 | 5.500 | 5.500 | 5.917 |
| Riau | 4.333 | 4.333 | 4.333 | 4.333 | 4.333 | 4.333 |
| Jambi | 4.500 | 4.500 | 4.500 | 4.500 | 4.500 | 4.500 |
| Sumatera Selatan | 6.500 | 6.500 | 6.500 | 6.250 | 6.250 | 6.250 |
| Bengkulu | 6.000 | 6.000 | 6.500 | 6.500 | 6.500 | 7.750 |
| Lampung | 4.000 | 4.000 | 4.000 | 4.000 | 4.300 | 4.400 |
| Bangka Belitung | 5.500 | 5.500 | 5.500 | 5.500 | 5.500 | 5.767 |
| Kepulauan Riau | 5.500 | 5.500 | 5.500 | 5.500 | 5.500 | 6.000 |
| Jawa Barat | 5.500 | 5.500 | 5.550 | 5.485 | 5.513 | 5.665 |
| Jawa Tengah | 4.074 | 4.074 | 4.235 | 4.243 | 4.265 | 4.318 |
| D. I. Yogyakarta | 4.970 | 5.170 | 4.970 | 5.020 | 5.020 | 5.080 |
| Jawa Timur | 5.573 | 5.573 | 5.573 | 5.589 | 5.653 | 5.510 |
| Banten | 5.188 | 5.188 | 5.188 | 5.313 | 5.313 | 5.688 |
| Bali | 4.250 | 4.250 | 4.250 | 4.250 | 4.250 | 4.250 |
| Nusa Tenggara Barat | 4.750 | 4.750 | 4.750 | 4.750 | 4.750 | 6.000 |
| Nusa Tenggara Timur | 4.625 | 4.625 | 4.625 | 4.625 | 4.625 | 4.625 |
| Kalimantan Barat | 5.864 | 5.864 | 5.864 | 5.864 | 5.864 | 5.864 |
| Kalimantan Tengah | 6.571 | 6.571 | 6.571 | 6.571 | 6.571 | 6.714 |
| Kalimantan Selatan | 5.250 | 5.250 | 5.250 | 5.500 | 5.500 | 5.625 |
| Kalimantan Timur | 7.778 | 7.778 | 7.778 | 7.778 | 7.778 | 7.778 |
| Sulawesi Utara | - | - | - | - | - | - |
| Sulawesi Tengah | 8.357 | 8.357 | 8.786 | 8.500 | 8.500 | 8.500 |
| Sulawesi Selatan | 5.667 | 5.667 | 5.667 | 5.667 | 5.667 | 5.667 |
| Sulawesi Tenggara | 3.500 | 3.500 | 3.500 | 3.500 | 3.375 | 3.625 |
| Gorontalo | - | - | - | - | - | - |
| Sulawesi Barat | 5.313 | 5.375 | 5.438 | 5.438 | 5.438 | 5.750 |
| Maluku | 5.333 | 5.333 | 5.333 | 5.333 | 5.333 | 5.333 |
| Maluku Utara | 7.133 | 7.133 | 7.133 | 7.133 | 7.133 | 7.133 |
| Papua Barat | 6.000 | 6.000 | 6.000 | 6.000 | 6.000 | 6.000 |
| Papua | 8.286 | 8.286 | 8.286 | 8.286 | 8.286 | 8.286 |
| Nasional | 5.583 | 5.591 | 5.625 | 5.620 | 5.629 | 5.828 |

Tabel 1.44: Lanjutan

| Provinsi | Juli | Agustus | September | Oktober | November | Desember | Rata-rata |
|--------------------------|--------------|----------------|------------------|----------------|-----------------|-----------------|------------------|
| (1) | (8) | (9) | (10) | (11) | (12) | (13) | (14) |
| Nanggroe Aceh Darussalam | 7.500 | 7.500 | 7.500 | 7.500 | 7.500 | 7.500 | 7.292 |
| Sumatera Utara | 5.000 | 5.000 | 5.000 | 5.000 | 5.000 | 5.000 | 4.861 |
| Sumatera Barat | 5.917 | 5.917 | 5.917 | 6.000 | 6.000 | 6.000 | 5.764 |
| Riau | 4.667 | 4.667 | 4.833 | 4.833 | 4.833 | 4.833 | 4.556 |
| Jambi | 4.500 | 5.000 | 5.000 | 5.000 | 5.000 | 5.000 | 4.708 |
| Sumatera Selatan | 6.250 | 6.250 | 6.250 | 6.500 | 6.500 | 6.500 | 6.375 |
| Bengkulu | 7.750 | 7.750 | 7.750 | 7.750 | 7.750 | 7.750 | 7.146 |
| Lampung | 4.400 | 4.400 | 4.700 | 4.700 | 4.700 | 4.700 | 4.358 |
| Bangka Belitung | 5.767 | 5.767 | 5.767 | 5.767 | 5.767 | 5.767 | 5.656 |
| Kepulauan Riau | 6.000 | 6.000 | 6.000 | 6.000 | 6.000 | 6.000 | 5.792 |
| Jawa Barat | 5.715 | 5.725 | 5.900 | 5.900 | 5.900 | 5.900 | 5.688 |
| Jawa Tengah | 4.368 | 4.368 | 4.441 | 4.509 | 4.538 | 4.597 | 4.336 |
| D. I. Yogyakarta | 5.190 | 5.190 | 5.390 | 5.390 | 5.410 | 5.710 | 5.209 |
| Jawa Timur | 5.687 | 5.687 | 5.752 | 6.010 | 6.010 | 6.010 | 5.719 |
| Banten | 5.750 | 5.750 | 6.000 | 6.188 | 6.188 | 6.563 | 5.693 |
| Bali | 4.250 | 4.250 | 4.250 | 4.250 | 4.250 | 4.250 | 4.250 |
| Nusa Tenggara Barat | 6.000 | 6.000 | 6.000 | 6.250 | 6.250 | 6.250 | 5.542 |
| Nusa Tenggara Timur | 5.500 | 5.500 | 5.500 | 5.625 | 5.625 | 6.000 | 5.125 |
| Kalimantan Barat | 5.955 | 5.955 | 5.955 | 5.955 | 5.955 | 6.045 | 5.917 |
| Kalimantan Tengah | 6.714 | 6.714 | 6.714 | 6.714 | 7.429 | 7.429 | 6.774 |
| Kalimantan Selatan | 5.625 | 5.625 | 5.625 | 5.625 | 5.625 | 5.625 | 5.510 |
| Kalimantan Timur | 7.889 | 7.889 | 7.889 | 8.000 | 8.000 | 8.000 | 7.861 |
| Sulawesi Utara | - | - | - | - | - | - | - |
| Sulawesi Tengah | 8.500 | 8.500 | 8.500 | 8.643 | 8.643 | 8.786 | 8.548 |
| Sulawesi Selatan | 5.667 | 6.000 | 6.000 | 6.083 | 6.083 | 6.083 | 5.826 |
| Sulawesi Tenggara | 3.625 | 3.625 | 3.625 | 3.625 | 3.625 | 3.625 | 3.563 |
| Gorontalo | - | - | - | - | - | - | - |
| Sulawesi Barat | 5.750 | 5.750 | 5.875 | 6.000 | 6.000 | 6.000 | 5.677 |
| Maluku | 5.333 | 5.333 | 5.333 | 5.333 | 5.333 | 5.333 | 5.333 |
| Maluku Utara | 7.133 | 7.133 | 7.133 | 7.133 | 7.133 | 7.133 | 7.133 |
| Papua Barat | 6.500 | 7.000 | 7.000 | 7.000 | 7.000 | 8.000 | 6.542 |
| Papua | 8.286 | 8.286 | 8.429 | 8.857 | 8.857 | 8.857 | 8.440 |
| Nasional | 5.906 | 5.951 | 6.001 | 6.071 | 6.097 | 6.175 | 5.840 |

Tabel 1.45
Harga Konsumen Perdesaan Kelompok Bahan Makanan, 2008
Sosis (Rp/Bungkus)

| Provinsi | Januari | Februari | Maret | April | Mei | Juni |
|--------------------------|--------------|--------------|--------------|--------------|--------------|--------------|
| (1) | (2) | (3) | (4) | (5) | (6) | (7) |
| Nanggroe Aceh Darussalam | - | - | - | - | - | - |
| Sumatera Utara | - | - | - | - | - | - |
| Sumatera Barat | - | - | - | - | - | - |
| Riau | 4.727 | 4.727 | 4.727 | 4.727 | 4.727 | 4.727 |
| Jambi | 4.000 | 4.176 | 4.114 | 4.154 | 4.492 | 4.624 |
| Sumatera Selatan | 5.000 | 5.000 | 5.000 | 5.000 | 5.000 | 5.000 |
| Bengkulu | 5.375 | 5.375 | 5.375 | 5.375 | 5.375 | 5.625 |
| Lampung | 3.950 | 3.950 | 3.950 | 3.950 | 3.950 | 3.950 |
| Bangka Belitung | 4.438 | 4.438 | 4.438 | 4.438 | 4.438 | 4.438 |
| Kepulauan Riau | 5.000 | 5.000 | 5.000 | 5.000 | 5.000 | 5.000 |
| Jawa Barat | 3.455 | 3.455 | 3.455 | 3.462 | 3.455 | 3.614 |
| Jawa Tengah | 3.721 | 3.739 | 3.775 | 3.743 | 3.743 | 3.743 |
| D. I. Yogyakarta | 2.895 | 2.941 | 2.941 | 2.941 | 2.941 | 2.941 |
| Jawa Timur | 4.052 | 4.065 | 4.138 | 4.238 | 4.244 | 4.396 |
| Banten | 5.167 | 5.167 | 5.167 | 5.167 | 5.167 | 5.167 |
| Bali | 4.750 | 4.741 | 4.836 | 4.911 | 5.032 | 5.294 |
| Nusa Tenggara Barat | - | - | - | - | - | - |
| Nusa Tenggara Timur | - | - | - | - | - | - |
| Kalimantan Barat | 4.785 | 4.785 | 4.785 | 4.785 | 4.785 | 4.862 |
| Kalimantan Tengah | 4.625 | 4.625 | 4.625 | 4.625 | 4.688 | 5.250 |
| Kalimantan Selatan | 4.643 | 4.643 | 4.643 | 4.643 | 4.643 | 4.643 |
| Kalimantan Timur | 5.592 | 5.592 | 5.592 | 5.592 | 5.592 | 5.746 |
| Sulawesi Utara | - | - | - | - | - | - |
| Sulawesi Tengah | - | - | - | - | - | - |
| Sulawesi Selatan | 4.667 | 4.704 | 4.716 | 4.697 | 4.665 | 4.882 |
| Sulawesi Tenggara | - | - | - | - | - | - |
| Gorontalo | - | - | - | - | - | - |
| Sulawesi Barat | 5.500 | 5.544 | 5.559 | 5.536 | 5.498 | 5.754 |
| Maluku | 6.000 | 6.071 | 6.071 | 6.197 | 6.197 | 6.197 |
| Maluku Utara | 6.167 | 6.239 | 6.239 | 6.369 | 6.369 | 6.369 |
| Papua Barat | - | - | - | - | - | - |
| Papua | 4.417 | 4.417 | 4.417 | 4.417 | 4.417 | 4.667 |
| Nasional | 4.678 | 4.700 | 4.707 | 4.726 | 4.746 | 4.858 |

Tabel 1.45: Lanjutan

| Provinsi | Juli | Agustus | September | Oktober | November | Desember | Rata-rata |
|--------------------------|--------------|----------------|------------------|----------------|-----------------|-----------------|------------------|
| (1) | (8) | (9) | (10) | (11) | (12) | (13) | (14) |
| Nanggroe Aceh Darussalam | - | - | - | - | - | - | - |
| Sumatera Utara | - | - | - | - | - | - | - |
| Sumatera Barat | - | - | - | - | - | - | - |
| Riau | 4.909 | 5.545 | 5.545 | 5.545 | 5.545 | 5.545 | 5.083 |
| Jambi | 4.875 | 4.875 | 5.087 | 5.059 | 4.989 | 4.971 | 4.618 |
| Sumatera Selatan | 5.000 | 5.000 | 5.000 | 5.056 | 5.056 | 5.056 | 5.014 |
| Bengkulu | 5.625 | 5.625 | 5.625 | 5.625 | 5.625 | 5.625 | 5.521 |
| Lampung | 3.950 | 3.950 | 4.850 | 4.850 | 4.850 | 4.850 | 4.250 |
| Bangka Belitung | 4.563 | 4.563 | 4.813 | 4.813 | 4.813 | 4.813 | 4.583 |
| Kepulauan Riau | 5.000 | 5.312 | 5.312 | 5.312 | 5.312 | 5.370 | 5.135 |
| Jawa Barat | 3.624 | 3.624 | 3.774 | 3.860 | 3.872 | 3.891 | 3.629 |
| Jawa Tengah | 3.800 | 3.800 | 3.846 | 3.846 | 3.846 | 3.811 | 3.785 |
| D. I. Yogyakarta | 2.964 | 3.136 | 3.045 | 3.045 | 3.045 | 3.114 | 2.996 |
| Jawa Timur | 4.396 | 4.409 | 4.409 | 4.409 | 4.409 | 4.423 | 4.299 |
| Banten | 5.167 | 5.167 | 5.167 | 5.167 | 5.167 | 5.167 | 5.167 |
| Bali | 5.456 | 5.689 | 5.920 | 6.121 | 6.207 | 6.074 | 5.419 |
| Nusa Tenggara Barat | - | - | - | - | - | - | - |
| Nusa Tenggara Timur | - | - | - | - | - | - | - |
| Kalimantan Barat | 4.938 | 4.938 | 4.938 | 4.938 | 4.938 | 4.938 | 4.868 |
| Kalimantan Tengah | 5.250 | 5.250 | 5.250 | 5.250 | 5.250 | 5.250 | 4.995 |
| Kalimantan Selatan | 4.643 | 4.643 | 4.643 | 4.857 | 4.857 | 4.857 | 4.696 |
| Kalimantan Timur | 5.746 | 5.746 | 5.746 | 5.746 | 5.746 | 5.746 | 5.682 |
| Sulawesi Utara | - | - | - | - | - | - | - |
| Sulawesi Tengah | - | - | - | - | - | - | - |
| Sulawesi Selatan | 5.173 | 5.326 | 5.656 | 5.853 | 5.901 | 6.470 | 5.226 |
| Sulawesi Tenggara | - | - | - | - | - | - | - |
| Gorontalo | - | - | - | - | - | - | - |
| Sulawesi Barat | 6.097 | 6.277 | 6.666 | 6.898 | 6.955 | 7.626 | 6.159 |
| Maluku | 6.274 | 6.356 | 6.356 | 6.356 | 6.356 | 6.386 | 6.235 |
| Maluku Utara | 6.448 | 6.533 | 6.533 | 6.533 | 6.533 | 6.563 | 6.408 |
| Papua Barat | - | - | - | - | - | - | - |
| Papua | 4.833 | 4.833 | 5.000 | 5.000 | 5.000 | 5.083 | 4.708 |
| Nasional | 4.942 | 5.027 | 5.145 | 5.188 | 5.194 | 5.256 | 4.931 |

Tabel 1.46
Harga Konsumen Perdesaan Kelompok Bahan Makanan, 2008
Susu Kental Manis Putih (Rp/Kaleng)

| Provinsi | Januari | Februari | Maret | April | Mei | Juni |
|--------------------------|--------------|--------------|--------------|--------------|--------------|--------------|
| (1) | (2) | (3) | (4) | (5) | (6) | (7) |
| Nanggroe Aceh Darussalam | 6.618 | 6.645 | 6.908 | 6.895 | 6.934 | 6.934 |
| Sumatera Utara | 6.904 | 6.979 | 7.134 | 7.218 | 7.207 | 7.317 |
| Sumatera Barat | 6.632 | 6.782 | 6.925 | 6.960 | 6.968 | 7.071 |
| Riau | 6.692 | 6.731 | 6.860 | 6.850 | 6.860 | 6.879 |
| Jambi | 7.168 | 7.188 | 7.213 | 7.293 | 7.293 | 7.293 |
| Sumatera Selatan | 7.255 | 7.277 | 7.287 | 7.362 | 7.340 | 7.404 |
| Bengkulu | 6.711 | 6.800 | 6.904 | 6.967 | 7.038 | 7.116 |
| Lampung | 7.103 | 7.131 | 7.053 | 7.064 | 7.128 | 7.119 |
| Bangka Belitung | 6.878 | 6.878 | 6.890 | 7.098 | 7.244 | 7.256 |
| Kepulauan Riau | 6.635 | 6.785 | 6.881 | 6.900 | 6.804 | 6.908 |
| Jawa Barat | 6.621 | 6.676 | 6.742 | 6.761 | 6.827 | 6.918 |
| Jawa Tengah | 6.859 | 6.957 | 7.025 | 7.081 | 7.103 | 7.168 |
| D. I. Yogyakarta | 6.669 | 6.760 | 6.840 | 6.880 | 6.880 | 6.947 |
| Jawa Timur | 6.679 | 6.786 | 6.855 | 6.888 | 6.950 | 7.025 |
| Banten | 6.856 | 6.893 | 7.007 | 7.066 | 7.206 | 7.362 |
| Bali | 5.980 | 6.116 | 6.149 | 6.308 | 6.399 | 6.490 |
| Nusa Tenggara Barat | 7.147 | 7.336 | 7.233 | 7.295 | 7.308 | 7.817 |
| Nusa Tenggara Timur | 7.087 | 7.109 | 7.299 | 7.397 | 7.440 | 7.668 |
| Kalimantan Barat | 6.622 | 6.704 | 6.762 | 6.825 | 6.865 | 6.894 |
| Kalimantan Tengah | 6.600 | 6.580 | 6.647 | 6.647 | 6.716 | 6.767 |
| Kalimantan Selatan | 6.565 | 6.537 | 6.556 | 6.629 | 6.629 | 6.615 |
| Kalimantan Timur | 7.119 | 7.167 | 7.226 | 7.238 | 7.236 | 7.431 |
| Sulawesi Utara | 7.287 | 7.274 | 7.344 | 7.337 | 7.337 | 7.678 |
| Sulawesi Tengah | 7.103 | 7.079 | 7.092 | 7.124 | 7.163 | 7.312 |
| Sulawesi Selatan | 6.728 | 6.740 | 6.774 | 6.809 | 6.960 | 7.110 |
| Sulawesi Tenggara | 7.246 | 7.366 | 7.379 | 7.403 | 7.370 | 7.385 |
| Gorontalo | 6.738 | 6.738 | 6.882 | 7.049 | 7.104 | 7.236 |
| Sulawesi Barat | 7.000 | 7.112 | 7.178 | 7.283 | 7.408 | 7.434 |
| Maluku | 7.534 | 7.552 | 7.621 | 7.793 | 7.897 | 8.086 |
| Maluku Utara | 7.523 | 7.523 | 7.573 | 7.740 | 7.790 | 7.840 |
| Papua Barat | 7.761 | 7.848 | 7.848 | 7.870 | 8.130 | 8.174 |
| Papua | 8.510 | 8.602 | 8.602 | 8.551 | 8.582 | 8.888 |
| Nasional | 6.963 | 7.020 | 7.084 | 7.143 | 7.191 | 7.298 |

Tabel 1.46: Lanjutan

| Provinsi | Juli | Agustus | September | Oktober | November | Desember | Rata-rata |
|--------------------------|--------------|----------------|------------------|----------------|-----------------|-----------------|------------------|
| (1) | (8) | (9) | (10) | (11) | (12) | (13) | (14) |
| Nanggroe Aceh Darussalam | 7.013 | 7.026 | 7.000 | 6.987 | 6.987 | 6.987 | 6.911 |
| Sumatera Utara | 7.324 | 7.324 | 7.324 | 7.352 | 7.401 | 7.415 | 7.242 |
| Sumatera Barat | 7.230 | 7.230 | 7.254 | 7.254 | 7.230 | 7.278 | 7.068 |
| Riau | 7.013 | 7.042 | 7.119 | 7.110 | 7.110 | 7.110 | 6.948 |
| Jambi | 7.318 | 7.355 | 7.355 | 7.355 | 7.380 | 7.380 | 7.299 |
| Sumatera Selatan | 7.447 | 7.457 | 7.436 | 7.489 | 7.372 | 7.362 | 7.374 |
| Bengkulu | 7.122 | 7.200 | 7.189 | 7.189 | 7.207 | 7.229 | 7.056 |
| Lampung | 7.133 | 7.142 | 7.144 | 7.186 | 7.189 | 7.189 | 7.132 |
| Bangka Belitung | 7.329 | 7.366 | 7.402 | 7.427 | 7.439 | 7.427 | 7.220 |
| Kepulauan Riau | 6.908 | 6.908 | 6.927 | 6.927 | 6.927 | 6.850 | 6.863 |
| Jawa Barat | 6.962 | 6.997 | 7.005 | 7.032 | 7.038 | 7.048 | 6.886 |
| Jawa Tengah | 7.182 | 7.183 | 7.239 | 7.298 | 7.287 | 7.297 | 7.140 |
| D. I. Yogyakarta | 6.973 | 6.844 | 6.908 | 6.919 | 6.965 | 6.984 | 6.881 |
| Jawa Timur | 7.041 | 7.054 | 7.085 | 7.093 | 7.099 | 7.082 | 6.970 |
| Banten | 7.394 | 7.532 | 7.532 | 7.506 | 7.538 | 7.549 | 7.287 |
| Bali | 6.535 | 6.535 | 6.589 | 6.635 | 6.635 | 6.676 | 6.421 |
| Nusa Tenggara Barat | 7.823 | 7.855 | 8.050 | 8.050 | 8.050 | 8.081 | 7.670 |
| Nusa Tenggara Timur | 7.853 | 7.864 | 7.891 | 8.304 | 8.304 | 8.293 | 7.709 |
| Kalimantan Barat | 6.951 | 6.999 | 7.041 | 7.055 | 7.055 | 7.058 | 6.903 |
| Kalimantan Tengah | 6.811 | 6.858 | 6.985 | 6.975 | 6.985 | 6.985 | 6.796 |
| Kalimantan Selatan | 6.638 | 6.667 | 6.713 | 6.796 | 6.815 | 6.796 | 6.663 |
| Kalimantan Timur | 7.431 | 7.431 | 7.479 | 7.479 | 7.490 | 7.490 | 7.351 |
| Sulawesi Utara | 7.678 | 7.704 | 7.704 | 7.704 | 7.704 | 7.704 | 7.538 |
| Sulawesi Tengah | 7.379 | 7.387 | 7.488 | 7.528 | 7.520 | 7.552 | 7.311 |
| Sulawesi Selatan | 7.145 | 7.157 | 7.162 | 7.203 | 7.197 | 7.185 | 7.014 |
| Sulawesi Tenggara | 7.418 | 7.434 | 7.443 | 7.443 | 7.443 | 7.443 | 7.398 |
| Gorontalo | 7.236 | 7.250 | 7.264 | 7.315 | 7.301 | 7.301 | 7.118 |
| Sulawesi Barat | 7.487 | 7.487 | 7.500 | 7.500 | 7.500 | 7.539 | 7.369 |
| Maluku | 8.069 | 8.069 | 8.172 | 8.207 | 8.207 | 8.207 | 7.951 |
| Maluku Utara | 7.840 | 7.840 | 7.840 | 7.840 | 7.823 | 7.823 | 7.750 |
| Papua Barat | 8.478 | 8.522 | 8.565 | 8.739 | 8.674 | 8.804 | 8.284 |
| Papua | 8.980 | 9.082 | 9.204 | 9.204 | 9.153 | 9.194 | 8.879 |
| Nasional | 7.348 | 7.369 | 7.407 | 7.441 | 7.438 | 7.447 | 7.263 |

Tabel 1.47
Harga Konsumen Perdesaan Kelompok Bahan Makanan, 2008
Susu Perah/Murni (Rp/Liter)

| Provinsi | Januari | Februari | Maret | April | Mei | Juni |
|--------------------------|--------------|--------------|--------------|--------------|--------------|--------------|
| (1) | (2) | (3) | (4) | (5) | (6) | (7) |
| Nanggroe Aceh Darussalam | - | - | - | - | - | - |
| Sumatera Utara | 6.000 | 6.000 | 6.167 | 6.167 | 6.167 | 6.500 |
| Sumatera Barat | - | - | - | - | - | - |
| Riau | - | - | - | - | - | - |
| Jambi | 6.500 | 6.500 | 6.500 | 6.500 | 6.500 | 6.500 |
| Sumatera Selatan | - | - | - | - | - | - |
| Bengkulu | - | - | - | - | - | - |
| Lampung | - | - | - | - | - | - |
| Bangka Belitung | - | - | - | - | - | - |
| Kepulauan Riau | - | - | - | - | - | - |
| Jawa Barat | 4.175 | 4.175 | 4.175 | 4.175 | 4.225 | 4.275 |
| Jawa Tengah | 4.100 | 4.118 | 4.118 | 4.235 | 4.247 | 4.318 |
| D. I. Yogyakarta | 3.375 | 3.375 | 3.625 | 3.625 | 3.625 | 3.625 |
| Jawa Timur | 3.350 | 3.391 | 3.432 | 3.506 | 3.509 | 3.685 |
| Banten | - | - | - | - | - | - |
| Bali | - | - | - | - | - | - |
| Nusa Tenggara Barat | - | - | - | - | - | - |
| Nusa Tenggara Timur | - | - | - | - | - | - |
| Kalimantan Barat | - | - | - | - | - | - |
| Kalimantan Tengah | - | - | - | - | - | - |
| Kalimantan Selatan | - | - | - | - | - | - |
| Kalimantan Timur | - | - | - | - | - | - |
| Sulawesi Utara | - | - | - | - | - | - |
| Sulawesi Tengah | - | - | - | - | - | - |
| Sulawesi Selatan | - | - | - | - | - | - |
| Sulawesi Tenggara | - | - | - | - | - | - |
| Gorontalo | - | - | - | - | - | - |
| Sulawesi Barat | - | - | - | - | - | - |
| Maluku | - | - | - | - | - | - |
| Maluku Utara | - | - | - | - | - | - |
| Papua Barat | - | - | - | - | - | - |
| Papua | - | - | - | - | - | - |
| Nasional | 4.583 | 4.593 | 4.669 | 4.701 | 4.712 | 4.817 |

Tabel 1.47: Lanjutan

| Provinsi | Juli | Agustus | September | Oktober | November | Desember | Rata-rata |
|--------------------------|--------------|----------------|------------------|----------------|-----------------|-----------------|------------------|
| (1) | (8) | (9) | (10) | (11) | (12) | (13) | (14) |
| Nanggroe Aceh Darussalam | - | - | - | - | - | - | - |
| Sumatera Utara | 7.000 | 7.333 | 7.333 | 7.333 | 7.333 | 7.333 | 6.722 |
| Sumatera Barat | - | - | - | - | - | - | - |
| Riau | - | - | - | - | - | - | - |
| Jambi | 6.500 | 6.500 | 6.500 | 6.500 | 6.500 | 6.500 | 6.500 |
| Sumatera Selatan | - | - | - | - | - | - | - |
| Bengkulu | - | - | - | - | - | - | - |
| Lampung | - | - | - | - | - | - | - |
| Bangka Belitung | - | - | - | - | - | - | - |
| Kepulauan Riau | - | - | - | - | - | - | - |
| Jawa Barat | 4.625 | 4.625 | 4.625 | 4.625 | 4.625 | 5.125 | 4.454 |
| Jawa Tengah | 4.318 | 4.335 | 4.453 | 4.453 | 4.453 | 4.453 | 4.300 |
| D. I. Yogyakarta | 3.625 | 3.675 | 3.675 | 3.925 | 3.925 | 3.925 | 3.667 |
| Jawa Timur | 3.724 | 3.729 | 3.747 | 3.926 | 3.922 | 3.982 | 3.659 |
| Banten | - | - | - | - | - | - | - |
| Bali | - | - | - | - | - | - | - |
| Nusa Tenggara Barat | - | - | - | - | - | - | - |
| Nusa Tenggara Timur | - | - | - | - | - | - | - |
| Kalimantan Barat | - | - | - | - | - | - | - |
| Kalimantan Tengah | - | - | - | - | - | - | - |
| Kalimantan Selatan | - | - | - | - | - | - | - |
| Kalimantan Timur | - | - | - | - | - | - | - |
| Sulawesi Utara | - | - | - | - | - | - | - |
| Sulawesi Tengah | - | - | - | - | - | - | - |
| Sulawesi Selatan | - | - | - | - | - | - | - |
| Sulawesi Tenggara | - | - | - | - | - | - | - |
| Gorontalo | - | - | - | - | - | - | - |
| Sulawesi Barat | - | - | - | - | - | - | - |
| Maluku | - | - | - | - | - | - | - |
| Maluku Utara | - | - | - | - | - | - | - |
| Papua Barat | - | - | - | - | - | - | - |
| Papua | - | - | - | - | - | - | - |
| Nasional | 4.965 | 5.033 | 5.056 | 5.127 | 5.126 | 5.220 | 4.884 |

Tabel 1.48
Harga Konsumen Perdesaan Kelompok Bahan Makanan, 2008
Susu Bubuk Instan (Rp/Kotak)

| Provinsi | Januari | Februari | Maret | April | Mei | Juni |
|--------------------------|----------------|-----------------|---------------|---------------|---------------|---------------|
| (1) | (2) | (3) | (4) | (5) | (6) | (7) |
| Nanggroe Aceh Darussalam | 22.569 | 22.948 | 23.707 | 24.500 | 24.741 | 25.069 |
| Sumatera Utara | 23.355 | 23.866 | 24.968 | 25.309 | 25.568 | 25.975 |
| Sumatera Barat | 24.029 | 24.886 | 25.041 | 25.213 | 24.927 | 25.727 |
| Riau | 23.304 | 23.393 | 23.750 | 23.750 | 23.696 | 23.768 |
| Jambi | 25.945 | 26.645 | 27.418 | 27.418 | 28.009 | 28.218 |
| Sumatera Selatan | 25.860 | 26.040 | 25.860 | 26.600 | 26.360 | 26.640 |
| Bengkulu | 25.319 | 25.319 | 25.830 | 25.759 | 26.056 | 26.152 |
| Lampung | 26.426 | 26.315 | 26.148 | 26.148 | 26.796 | 27.185 |
| Bangka Belitung | 24.561 | 24.682 | 24.682 | 24.682 | 25.606 | 26.318 |
| Kepulauan Riau | 24.260 | 24.710 | 24.710 | 24.710 | 24.760 | 25.375 |
| Jawa Barat | 21.918 | 22.079 | 22.262 | 22.441 | 22.404 | 22.924 |
| Jawa Tengah | 22.669 | 22.725 | 23.149 | 23.320 | 23.547 | 23.805 |
| D. I. Yogyakarta | 20.262 | 20.353 | 20.886 | 21.324 | 21.576 | 21.542 |
| Jawa Timur | 22.056 | 22.197 | 22.332 | 22.638 | 22.881 | 23.604 |
| Banten | 24.456 | 23.971 | 24.062 | 24.709 | 25.157 | 25.321 |
| Bali | 22.821 | 23.059 | 23.264 | 23.356 | 23.779 | 23.923 |
| Nusa Tenggara Barat | 25.892 | 25.355 | 25.472 | 25.638 | 26.658 | 27.033 |
| Nusa Tenggara Timur | 20.959 | 20.932 | 21.459 | 22.095 | 22.257 | 23.324 |
| Kalimantan Barat | 26.013 | 26.105 | 26.230 | 26.980 | 27.063 | 27.138 |
| Kalimantan Tengah | 25.583 | 25.667 | 26.403 | 26.592 | 26.675 | 26.703 |
| Kalimantan Selatan | 23.014 | 23.333 | 23.583 | 23.500 | 24.042 | 24.097 |
| Kalimantan Timur | 25.050 | 25.019 | 25.105 | 25.398 | 26.086 | 26.759 |
| Sulawesi Utara | 24.895 | 25.038 | 26.167 | 26.571 | 28.143 | 28.714 |
| Sulawesi Tengah | 24.757 | 25.338 | 25.365 | 25.635 | 26.443 | 27.268 |
| Sulawesi Selatan | 26.738 | 27.181 | 26.565 | 26.719 | 26.565 | 26.623 |
| Sulawesi Tenggara | 22.869 | 23.333 | 23.417 | 23.619 | 23.667 | 23.762 |
| Gorontalo | 22.996 | 23.506 | 23.134 | 23.404 | 23.524 | 23.724 |
| Sulawesi Barat | 25.086 | 25.448 | 25.138 | 26.121 | 26.052 | 26.483 |
| Maluku | 27.438 | 27.475 | 27.475 | 27.865 | 28.490 | 27.540 |
| Maluku Utara | 26.614 | 26.614 | 27.000 | 27.205 | 27.205 | 27.386 |
| Papua Barat | 26.333 | 26.583 | 26.917 | 27.250 | 27.417 | 28.625 |
| Papua | 25.045 | 26.076 | 25.439 | 25.379 | 26.348 | 26.924 |
| Nasional | 24.347 | 24.568 | 24.779 | 25.058 | 25.391 | 25.739 |

Tabel 1.48: Lanjutan

| Provinsi | Juli | Agustus | September | Oktober | November | Desember | Rata-rata |
|--------------------------|---------------|----------------|------------------|----------------|-----------------|-----------------|------------------|
| (1) | (8) | (9) | (10) | (11) | (12) | (13) | (14) |
| Nanggroe Aceh Darussalam | 25.621 | 25.621 | 25.828 | 26.000 | 26.172 | 26.172 | 24.912 |
| Sumatera Utara | 26.600 | 26.736 | 26.759 | 26.736 | 26.645 | 26.668 | 25.766 |
| Sumatera Barat | 25.977 | 26.034 | 26.320 | 26.363 | 26.491 | 26.491 | 25.625 |
| Riau | 24.411 | 24.482 | 24.964 | 25.000 | 24.929 | 24.571 | 24.168 |
| Jambi | 28.400 | 28.750 | 29.318 | 29.318 | 29.364 | 29.395 | 28.183 |
| Sumatera Selatan | 26.680 | 27.200 | 26.680 | 26.680 | 26.720 | 27.000 | 26.527 |
| Bengkulu | 27.307 | 27.330 | 28.174 | 28.174 | 28.207 | 28.248 | 26.823 |
| Lampung | 27.259 | 27.278 | 27.389 | 27.389 | 27.389 | 27.356 | 26.923 |
| Bangka Belitung | 26.652 | 26.803 | 26.686 | 26.489 | 26.474 | 26.686 | 25.860 |
| Kepulauan Riau | 25.375 | 26.525 | 27.175 | 27.175 | 27.275 | 27.325 | 25.781 |
| Jawa Barat | 23.024 | 23.385 | 23.583 | 23.636 | 23.654 | 23.631 | 22.912 |
| Jawa Tengah | 24.170 | 24.295 | 24.477 | 24.579 | 24.718 | 24.781 | 23.853 |
| D. I. Yogyakarta | 21.894 | 21.879 | 22.197 | 22.318 | 22.227 | 23.285 | 21.645 |
| Jawa Timur | 23.884 | 23.916 | 24.113 | 24.176 | 24.238 | 24.261 | 23.358 |
| Banten | 25.518 | 25.933 | 25.991 | 26.200 | 26.406 | 26.527 | 25.354 |
| Bali | 24.103 | 24.113 | 24.083 | 24.288 | 24.353 | 24.365 | 23.792 |
| Nusa Tenggara Barat | 27.033 | 27.033 | 28.117 | 28.117 | 28.117 | 28.233 | 26.892 |
| Nusa Tenggara Timur | 23.514 | 23.662 | 23.919 | 23.973 | 24.176 | 24.108 | 22.865 |
| Kalimantan Barat | 27.188 | 27.288 | 27.763 | 27.863 | 27.913 | 27.890 | 27.119 |
| Kalimantan Tengah | 26.675 | 26.944 | 27.514 | 27.736 | 27.875 | 27.847 | 26.851 |
| Kalimantan Selatan | 24.361 | 24.736 | 25.514 | 27.306 | 27.514 | 27.514 | 24.876 |
| Kalimantan Timur | 26.916 | 27.428 | 27.228 | 27.228 | 27.353 | 27.416 | 26.415 |
| Sulawesi Utara | 28.810 | 28.833 | 28.833 | 28.833 | 28.881 | 28.881 | 27.717 |
| Sulawesi Tengah | 27.768 | 27.903 | 28.173 | 28.186 | 28.268 | 28.291 | 26.949 |
| Sulawesi Selatan | 26.796 | 27.104 | 27.238 | 27.238 | 27.577 | 27.808 | 27.013 |
| Sulawesi Tenggara | 23.762 | 23.857 | 23.905 | 23.833 | 23.833 | 23.833 | 23.641 |
| Gorontalo | 23.804 | 23.984 | 23.984 | 23.774 | 23.734 | 24.098 | 23.639 |
| Sulawesi Barat | 26.983 | 27.500 | 27.569 | 27.569 | 27.293 | 27.397 | 26.553 |
| Maluku | 26.640 | 26.765 | 26.765 | 26.615 | 26.765 | 26.765 | 27.216 |
| Maluku Utara | 27.386 | 27.386 | 27.386 | 27.386 | 27.977 | 27.841 | 27.282 |
| Papua Barat | 28.958 | 29.042 | 29.458 | 30.042 | 30.042 | 30.042 | 28.392 |
| Papua | 27.227 | 27.318 | 27.652 | 26.924 | 27.197 | 27.197 | 26.561 |
| Nasional | 25.959 | 26.158 | 26.399 | 26.473 | 26.556 | 26.623 | 25.671 |

Tabel 1.49
Harga Konsumen Perdesaan Kelompok Bahan Makanan, 2008
Susu Cair Kemasan (Rp/Kemas)

| Provinsi | Januari | Februari | Maret | April | Mei | Juni |
|--------------------------|--------------|--------------|--------------|--------------|--------------|--------------|
| (1) | (2) | (3) | (4) | (5) | (6) | (7) |
| Nanggroe Aceh Darussalam | 3.483 | 3.400 | 3.511 | 3.511 | 3.511 | 3.567 |
| Sumatera Utara | 1.955 | 2.045 | 2.045 | 2.227 | 2.241 | 2.318 |
| Sumatera Barat | 4.000 | 4.000 | 4.005 | 4.020 | 4.005 | 4.080 |
| Riau | 2.846 | 2.846 | 2.858 | 2.935 | 2.973 | 3.012 |
| Jambi | 2.482 | 2.482 | 2.304 | 2.304 | 2.304 | 2.446 |
| Sumatera Selatan | 3.110 | 3.110 | 3.110 | 3.090 | 3.090 | 3.090 |
| Bengkulu | 1.979 | 1.979 | 1.979 | 1.979 | 2.171 | 2.179 |
| Lampung | 2.950 | 2.950 | 2.950 | 3.038 | 3.038 | 3.038 |
| Bangka Belitung | 3.054 | 3.107 | 3.107 | 3.107 | 3.054 | 2.946 |
| Kepulauan Riau | 2.827 | 2.918 | 2.918 | 2.918 | 2.918 | 2.945 |
| Jawa Barat | 2.287 | 2.287 | 2.277 | 2.280 | 2.309 | 2.325 |
| Jawa Tengah | 2.364 | 2.361 | 2.371 | 2.406 | 2.401 | 2.415 |
| D. I. Yogyakarta | 2.749 | 2.760 | 2.760 | 2.760 | 2.760 | 2.765 |
| Jawa Timur | 2.499 | 2.522 | 2.513 | 2.523 | 2.504 | 2.521 |
| Banten | 2.181 | 2.181 | 2.181 | 2.190 | 2.190 | 2.252 |
| Bali | 2.780 | 2.780 | 2.713 | 2.713 | 2.900 | 3.033 |
| Nusa Tenggara Barat | 2.096 | 2.096 | 2.442 | 2.462 | 2.462 | 2.538 |
| Nusa Tenggara Timur | 4.208 | 4.208 | 4.292 | 4.333 | 4.333 | 4.417 |
| Kalimantan Barat | 3.175 | 3.175 | 3.175 | 3.202 | 3.202 | 3.202 |
| Kalimantan Tengah | 2.860 | 2.920 | 2.920 | 2.920 | 2.950 | 3.010 |
| Kalimantan Selatan | 2.508 | 2.508 | 2.508 | 2.508 | 2.488 | 2.581 |
| Kalimantan Timur | 3.308 | 3.308 | 3.192 | 3.192 | 3.192 | 3.269 |
| Sulawesi Utara | 3.258 | 3.285 | 3.362 | 3.362 | 3.362 | 3.362 |
| Sulawesi Tengah | 2.509 | 2.509 | 2.580 | 2.580 | 2.580 | 2.642 |
| Sulawesi Selatan | 2.958 | 2.854 | 2.854 | 2.854 | 2.917 | 2.896 |
| Sulawesi Tenggara | 3.445 | 3.485 | 3.530 | 3.530 | 3.545 | 3.545 |
| Gorontalo | 2.329 | 2.329 | 2.329 | 2.442 | 2.425 | 2.550 |
| Sulawesi Barat | 2.974 | 2.974 | 2.887 | 2.900 | 2.857 | 2.930 |
| Maluku | 5.857 | 5.857 | 6.143 | 6.286 | 6.286 | 6.286 |
| Maluku Utara | 3.775 | 3.775 | 3.775 | 3.775 | 3.800 | 3.800 |
| Papua Barat | 4.000 | 4.000 | 4.000 | 4.000 | 4.286 | 4.286 |
| Papua | 3.833 | 3.889 | 3.889 | 3.889 | 3.889 | 4.083 |
| Nasional | 3.020 | 3.028 | 3.046 | 3.070 | 3.092 | 3.135 |

Tabel 1.49: Lanjutan

| Provinsi | Juli | Agustus | September | Oktober | November | Desember | Rata-rata |
|--------------------------|--------------|----------------|------------------|----------------|-----------------|-----------------|------------------|
| (1) | (8) | (9) | (10) | (11) | (12) | (13) | (14) |
| Nanggroe Aceh Darussalam | 3.650 | 3.650 | 3.706 | 3.817 | 3.817 | 3.817 | 3.620 |
| Sumatera Utara | 2.318 | 2.318 | 2.318 | 2.318 | 2.318 | 2.318 | 2.228 |
| Sumatera Barat | 4.105 | 4.155 | 4.205 | 4.205 | 4.230 | 4.230 | 4.103 |
| Riau | 3.088 | 3.165 | 3.165 | 3.165 | 3.165 | 3.165 | 3.032 |
| Jambi | 2.446 | 2.446 | 2.482 | 2.482 | 2.411 | 2.411 | 2.417 |
| Sumatera Selatan | 3.140 | 3.065 | 3.065 | 3.065 | 3.065 | 3.085 | 3.090 |
| Bengkulu | 2.393 | 2.393 | 2.393 | 2.393 | 2.393 | 2.393 | 2.218 |
| Lampung | 3.038 | 3.038 | 3.038 | 3.038 | 3.038 | 3.038 | 3.016 |
| Bangka Belitung | 3.036 | 3.036 | 3.196 | 3.196 | 3.482 | 3.554 | 3.156 |
| Kepulauan Riau | 2.945 | 2.945 | 3.036 | 3.036 | 3.036 | 3.082 | 2.961 |
| Jawa Barat | 2.338 | 2.349 | 2.363 | 2.376 | 2.381 | 2.336 | 2.326 |
| Jawa Tengah | 2.426 | 2.431 | 2.453 | 2.460 | 2.491 | 2.473 | 2.421 |
| D. I. Yogyakarta | 2.865 | 2.893 | 2.904 | 2.904 | 2.904 | 2.904 | 2.827 |
| Jawa Timur | 2.541 | 2.551 | 2.561 | 2.575 | 2.584 | 2.588 | 2.540 |
| Banten | 2.343 | 2.343 | 2.343 | 2.343 | 2.343 | 2.343 | 2.269 |
| Bali | 3.133 | 3.133 | 3.167 | 3.167 | 3.183 | 3.183 | 2.991 |
| Nusa Tenggara Barat | 2.538 | 2.538 | 2.654 | 2.654 | 2.654 | 2.654 | 2.482 |
| Nusa Tenggara Timur | 4.458 | 5.208 | 5.208 | 5.250 | 5.250 | 5.250 | 4.701 |
| Kalimantan Barat | 3.202 | 3.202 | 3.243 | 3.243 | 3.243 | 3.284 | 3.213 |
| Kalimantan Tengah | 3.070 | 3.130 | 3.130 | 3.130 | 3.130 | 3.130 | 3.025 |
| Kalimantan Selatan | 2.581 | 2.592 | 2.592 | 2.592 | 2.592 | 2.592 | 2.554 |
| Kalimantan Timur | 3.269 | 3.308 | 3.346 | 3.346 | 3.365 | 3.365 | 3.288 |
| Sulawesi Utara | 3.362 | 3.362 | 3.362 | 3.400 | 3.400 | 3.400 | 3.356 |
| Sulawesi Tengah | 2.673 | 2.673 | 2.791 | 2.791 | 2.775 | 2.775 | 2.657 |
| Sulawesi Selatan | 2.917 | 2.917 | 2.917 | 2.917 | 2.938 | 2.938 | 2.906 |
| Sulawesi Tenggara | 3.545 | 3.545 | 3.545 | 3.591 | 3.636 | 3.636 | 3.548 |
| Gorontalo | 2.550 | 2.592 | 2.592 | 2.608 | 2.608 | 2.608 | 2.497 |
| Sulawesi Barat | 2.943 | 2.943 | 2.943 | 2.943 | 2.943 | 2.943 | 2.932 |
| Maluku | 6.286 | 6.286 | 6.286 | 6.286 | 6.286 | 6.286 | 6.202 |
| Maluku Utara | 3.800 | 3.800 | 3.800 | 3.800 | 3.875 | 3.975 | 3.813 |
| Papua Barat | 4.286 | 4.286 | 4.286 | 4.429 | 4.429 | 4.429 | 4.226 |
| Papua | 4.083 | 4.167 | 4.222 | 4.028 | 4.167 | 4.167 | 4.025 |
| Nasional | 3.168 | 3.202 | 3.229 | 3.236 | 3.254 | 3.261 | 3.145 |

Tabel 1.50
Harga Konsumen Perdesaan Kelompok Bahan Makanan, 2008
Susu Bubuk Bayi (Rp/Kotak)

| Provinsi | Januari | Februari | Maret | April | Mei | Juni |
|--------------------------|----------------|-----------------|---------------|---------------|---------------|---------------|
| (1) | (2) | (3) | (4) | (5) | (6) | (7) |
| Nanggroe Aceh Darussalam | 21.842 | 22.053 | 22.605 | 23.132 | 23.447 | 23.132 |
| Sumatera Utara | 26.507 | 26.507 | 27.137 | 27.600 | 27.637 | 27.907 |
| Sumatera Barat | 25.444 | 25.583 | 25.611 | 25.944 | 25.944 | 26.111 |
| Riau | 28.967 | 29.100 | 29.233 | 29.233 | 29.367 | 29.367 |
| Jambi | 28.336 | 28.336 | 28.979 | 29.121 | 29.121 | 28.979 |
| Sumatera Selatan | 27.417 | 27.417 | 27.792 | 28.208 | 28.375 | 28.458 |
| Bengkulu | 30.125 | 30.125 | 27.063 | 27.725 | 27.725 | 27.725 |
| Lampung | 25.650 | 25.650 | 25.950 | 26.250 | 26.850 | 26.350 |
| Bangka Belitung | 26.316 | 26.316 | 26.316 | 26.316 | 27.342 | 29.237 |
| Kepulauan Riau | 31.313 | 31.313 | 31.375 | 31.500 | 31.875 | 33.000 |
| Jawa Barat | 24.121 | 24.146 | 24.441 | 24.515 | 24.663 | 25.034 |
| Jawa Tengah | 22.752 | 22.956 | 23.100 | 23.173 | 23.394 | 23.233 |
| D. I. Yogyakarta | 21.221 | 21.252 | 21.290 | 21.290 | 21.290 | 21.329 |
| Jawa Timur | 25.741 | 25.835 | 25.944 | 26.245 | 26.395 | 26.922 |
| Banten | 23.909 | 23.909 | 23.791 | 23.797 | 23.803 | 24.632 |
| Bali | 28.539 | 28.539 | 28.928 | 28.928 | 29.150 | 29.539 |
| Nusa Tenggara Barat | 25.300 | 25.646 | 25.723 | 25.723 | 25.954 | 26.777 |
| Nusa Tenggara Timur | 23.417 | 23.792 | 23.542 | 24.188 | 24.063 | 24.188 |
| Kalimantan Barat | 31.910 | 32.077 | 32.101 | 32.153 | 32.368 | 32.463 |
| Kalimantan Tengah | 26.563 | 26.563 | 26.594 | 27.000 | 27.063 | 27.375 |
| Kalimantan Selatan | 21.481 | 21.481 | 21.481 | 21.481 | 21.481 | 21.481 |
| Kalimantan Timur | 31.837 | 31.521 | 31.521 | 31.521 | 31.532 | 31.689 |
| Sulawesi Utara | 26.482 | 26.482 | 26.482 | 26.482 | 26.900 | 28.445 |
| Sulawesi Tengah | 24.429 | 24.452 | 24.643 | 24.714 | 24.762 | 25.029 |
| Sulawesi Selatan | 28.830 | 28.830 | 28.830 | 29.681 | 29.681 | 29.719 |
| Sulawesi Tenggara | 22.680 | 22.860 | 23.280 | 23.320 | 23.480 | 23.920 |
| Gorontalo | 20.645 | 20.697 | 20.776 | 20.908 | 21.758 | 22.100 |
| Sulawesi Barat | 22.447 | 22.763 | 23.763 | 24.553 | 24.605 | 24.763 |
| Maluku | 23.980 | 24.000 | 24.080 | 24.260 | 24.480 | 24.640 |
| Maluku Utara | 31.625 | 31.625 | 31.900 | 31.900 | 31.900 | 32.300 |
| Papua Barat | 22.773 | 22.955 | 22.955 | 22.955 | 23.227 | 23.227 |
| Papua | 27.190 | 27.190 | 27.190 | 27.190 | 27.190 | 27.300 |
| Nasional | 25.931 | 25.999 | 26.075 | 26.281 | 26.463 | 26.762 |

Tabel 1.50: Lanjutan

| Provinsi | Juli | Agustus | September | Oktober | November | Desember | Rata-rata |
|--------------------------|---------------|----------------|------------------|----------------|-----------------|-----------------|------------------|
| (1) | (8) | (9) | (10) | (11) | (12) | (13) | (14) |
| Nanggroe Aceh Darussalam | 23.474 | 23.474 | 24.000 | 24.000 | 24.000 | 24.000 | 23.263 |
| Sumatera Utara | 28.093 | 28.389 | 28.389 | 28.426 | 28.519 | 28.741 | 27.821 |
| Sumatera Barat | 26.250 | 26.306 | 26.472 | 26.472 | 27.139 | 27.250 | 26.211 |
| Riau | 30.333 | 30.333 | 30.467 | 30.467 | 30.267 | 30.333 | 29.789 |
| Jambi | 29.050 | 28.643 | 28.786 | 28.621 | 28.621 | 28.621 | 28.768 |
| Sumatera Selatan | 28.458 | 28.458 | 26.542 | 25.458 | 25.458 | 25.458 | 27.292 |
| Bengkulu | 27.700 | 27.813 | 27.813 | 27.813 | 27.813 | 27.813 | 28.104 |
| Lampung | 26.550 | 26.850 | 26.950 | 26.950 | 27.450 | 27.450 | 26.575 |
| Bangka Belitung | 29.842 | 29.842 | 29.763 | 29.763 | 29.105 | 29.105 | 28.272 |
| Kepulauan Riau | 33.000 | 33.125 | 33.125 | 33.125 | 33.750 | 33.875 | 32.531 |
| Jawa Barat | 25.549 | 25.613 | 26.170 | 26.290 | 26.319 | 26.448 | 25.276 |
| Jawa Tengah | 23.397 | 23.461 | 23.746 | 24.079 | 23.913 | 23.955 | 23.430 |
| D. I. Yogyakarta | 22.383 | 23.344 | 22.383 | 22.383 | 22.383 | 22.383 | 21.911 |
| Jawa Timur | 27.014 | 27.073 | 27.383 | 27.560 | 27.721 | 27.563 | 26.783 |
| Banten | 25.397 | 25.782 | 25.782 | 26.253 | 26.782 | 26.782 | 25.052 |
| Bali | 29.706 | 30.483 | 30.706 | 30.889 | 30.889 | 30.889 | 29.765 |
| Nusa Tenggara Barat | 26.854 | 26.854 | 27.162 | 28.008 | 28.008 | 28.008 | 26.668 |
| Nusa Tenggara Timur | 23.563 | 23.667 | 23.625 | 24.396 | 24.271 | 24.063 | 23.898 |
| Kalimantan Barat | 32.463 | 32.463 | 32.558 | 33.034 | 33.130 | 33.048 | 32.481 |
| Kalimantan Tengah | 27.688 | 27.875 | 29.688 | 29.750 | 29.813 | 29.813 | 27.982 |
| Kalimantan Selatan | 21.481 | 21.619 | 22.119 | 22.286 | 22.333 | 22.333 | 21.755 |
| Kalimantan Timur | 31.689 | 32.953 | 32.953 | 32.953 | 32.953 | 32.953 | 32.173 |
| Sulawesi Utara | 28.627 | 28.718 | 28.718 | 28.718 | 28.718 | 28.718 | 27.791 |
| Sulawesi Tengah | 25.267 | 25.267 | 25.267 | 25.600 | 25.362 | 25.362 | 25.013 |
| Sulawesi Selatan | 30.063 | 30.248 | 30.133 | 30.004 | 30.022 | 30.578 | 29.718 |
| Sulawesi Tenggara | 23.920 | 23.960 | 23.960 | 24.040 | 24.040 | 24.080 | 23.628 |
| Gorontalo | 22.118 | 22.334 | 22.418 | 22.418 | 22.439 | 22.839 | 21.788 |
| Sulawesi Barat | 25.289 | 25.342 | 25.342 | 25.474 | 25.789 | 25.868 | 24.667 |
| Maluku | 24.840 | 24.840 | 24.280 | 24.100 | 24.100 | 24.100 | 24.308 |
| Maluku Utara | 32.300 | 32.300 | 32.300 | 32.300 | 32.300 | 32.300 | 32.088 |
| Papua Barat | 23.273 | 25.682 | 25.864 | 26.409 | 26.045 | 26.045 | 24.284 |
| Papua | 27.538 | 27.538 | 27.490 | 27.919 | 27.681 | 27.681 | 27.425 |
| Nasional | 26.974 | 27.208 | 27.261 | 27.374 | 27.410 | 27.452 | 26.766 |

Tabel 1.51
Harga Konsumen Perdesaan Kelompok Bahan Makanan, 2008
Makanan Bayi (Rp/Kotak)

| Provinsi | Januari | Februari | Maret | April | Mei | Juni |
|--------------------------|---------------|---------------|---------------|---------------|---------------|---------------|
| (1) | (2) | (3) | (4) | (5) | (6) | (7) |
| Nanggroe Aceh Darussalam | 10.889 | 10.889 | 11.333 | 11.333 | 11.333 | 11.389 |
| Sumatera Utara | 8.950 | 8.950 | 9.033 | 9.117 | 9.367 | 9.700 |
| Sumatera Barat | 11.563 | 11.563 | 11.813 | 11.938 | 12.188 | 12.425 |
| Riau | 11.375 | 11.375 | 11.875 | 11.875 | 11.875 | 11.875 |
| Jambi | 11.750 | 11.750 | 11.750 | 11.917 | 11.917 | 11.917 |
| Sumatera Selatan | 11.750 | 11.813 | 11.938 | 11.938 | 11.938 | 12.000 |
| Bengkulu | 9.740 | 9.840 | 9.840 | 9.840 | 9.940 | 9.940 |
| Lampung | 8.194 | 8.194 | 8.319 | 8.163 | 8.163 | 8.163 |
| Bangka Belitung | 9.222 | 9.222 | 9.222 | 9.222 | 9.222 | 9.222 |
| Kepulauan Riau | 14.667 | 14.667 | 14.667 | 14.833 | 14.833 | 15.500 |
| Jawa Barat | 9.163 | 9.163 | 9.163 | 9.167 | 9.293 | 9.489 |
| Jawa Tengah | 11.173 | 11.176 | 11.173 | 11.283 | 11.295 | 11.380 |
| D. I. Yogyakarta | 9.813 | 9.813 | 9.875 | 9.875 | 9.875 | 9.875 |
| Jawa Timur | 10.059 | 10.059 | 10.084 | 10.126 | 10.218 | 10.325 |
| Banten | 10.638 | 10.638 | 10.638 | 10.638 | 10.638 | 10.763 |
| Bali | 9.800 | 9.800 | 9.813 | 9.813 | 9.863 | 9.988 |
| Nusa Tenggara Barat | 14.200 | 14.200 | 14.200 | 14.200 | 14.200 | 14.200 |
| Nusa Tenggara Timur | 13.250 | 13.250 | 13.250 | 13.875 | 13.875 | 13.875 |
| Kalimantan Barat | 14.108 | 14.146 | 14.146 | 14.146 | 13.885 | 13.885 |
| Kalimantan Tengah | 11.500 | 11.500 | 11.500 | 11.500 | 11.500 | 11.500 |
| Kalimantan Selatan | 11.814 | 11.814 | 11.814 | 11.814 | 11.814 | 11.814 |
| Kalimantan Timur | 14.393 | 14.393 | 14.393 | 14.429 | 14.500 | 14.950 |
| Sulawesi Utara | 9.213 | 9.213 | 9.231 | 9.250 | 9.250 | 9.250 |
| Sulawesi Tengah | 14.525 | 14.525 | 14.608 | 14.608 | 14.775 | 14.900 |
| Sulawesi Selatan | 12.975 | 12.975 | 12.975 | 12.975 | 12.975 | 12.975 |
| Sulawesi Tenggara | 9.643 | 9.643 | 9.643 | 9.643 | 10.214 | 10.214 |
| Gorontalo | 11.710 | 11.830 | 12.980 | 12.980 | 12.980 | 13.000 |
| Sulawesi Barat | 9.667 | 9.667 | 9.667 | 9.667 | 9.667 | 9.667 |
| Maluku | 12.500 | 12.500 | 12.500 | 12.500 | 13.038 | 13.423 |
| Maluku Utara | 14.583 | 14.583 | 14.583 | 14.583 | 14.583 | 14.583 |
| Papua Barat | 12.125 | 12.125 | 12.125 | 12.125 | 12.188 | 12.188 |
| Papua | 13.714 | 13.714 | 13.714 | 13.714 | 14.286 | 15.286 |
| Nasional | 11.521 | 11.531 | 11.621 | 11.659 | 11.740 | 11.864 |

Tabel 1.51: Lanjutan

| Provinsi | Juli | Agustus | September | Oktober | November | Desember | Rata-rata |
|--------------------------|---------------|----------------|------------------|----------------|-----------------|-----------------|------------------|
| (1) | (8) | (9) | (10) | (11) | (12) | (13) | (14) |
| Nanggroe Aceh Darussalam | 11.944 | 11.500 | 11.222 | 11.333 | 11.333 | 11.500 | 11.333 |
| Sumatera Utara | 9.783 | 9.783 | 9.867 | 9.867 | 9.867 | 9.867 | 9.513 |
| Sumatera Barat | 12.550 | 12.738 | 12.613 | 12.675 | 12.800 | 12.800 | 12.305 |
| Riau | 12.625 | 12.625 | 12.875 | 12.875 | 12.750 | 13.250 | 12.271 |
| Jambi | 12.083 | 12.083 | 12.083 | 12.083 | 12.083 | 12.083 | 11.958 |
| Sumatera Selatan | 12.063 | 12.125 | 12.125 | 12.125 | 12.125 | 12.125 | 12.005 |
| Bengkulu | 9.940 | 9.940 | 9.940 | 9.940 | 10.140 | 10.100 | 9.928 |
| Lampung | 8.288 | 8.288 | 8.288 | 8.288 | 8.288 | 8.863 | 8.291 |
| Bangka Belitung | 9.333 | 9.333 | 10.211 | 10.211 | 10.322 | 10.322 | 9.589 |
| Kepulauan Riau | 15.500 | 15.500 | 15.500 | 15.500 | 15.500 | 15.500 | 15.181 |
| Jawa Barat | 9.789 | 9.880 | 9.823 | 9.823 | 9.864 | 9.968 | 9.548 |
| Jawa Tengah | 11.557 | 11.557 | 11.863 | 11.863 | 11.913 | 11.891 | 11.511 |
| D. I. Yogyakarta | 9.975 | 9.975 | 9.975 | 9.975 | 9.975 | 9.975 | 9.915 |
| Jawa Timur | 10.376 | 10.245 | 10.280 | 10.385 | 10.381 | 10.484 | 10.252 |
| Banten | 10.763 | 10.825 | 11.575 | 11.575 | 11.575 | 11.575 | 10.986 |
| Bali | 9.863 | 9.863 | 10.113 | 10.175 | 10.175 | 10.175 | 9.953 |
| Nusa Tenggara Barat | 14.200 | 14.200 | 14.200 | 14.200 | 14.200 | 14.200 | 14.200 |
| Nusa Tenggara Timur | 13.875 | 13.875 | 13.875 | 14.500 | 14.500 | 14.500 | 13.875 |
| Kalimantan Barat | 13.885 | 14.115 | 14.500 | 14.500 | 14.500 | 14.577 | 14.199 |
| Kalimantan Tengah | 11.682 | 11.591 | 11.591 | 11.682 | 11.682 | 11.682 | 11.576 |
| Kalimantan Selatan | 11.286 | 10.857 | 11.286 | 11.643 | 11.643 | 11.643 | 11.604 |
| Kalimantan Timur | 15.257 | 15.079 | 15.221 | 15.221 | 15.221 | 15.186 | 14.854 |
| Sulawesi Utara | 9.250 | 9.256 | 9.256 | 9.256 | 9.481 | 9.481 | 9.282 |
| Sulawesi Tengah | 15.283 | 15.283 | 14.725 | 14.725 | 14.767 | 14.767 | 14.791 |
| Sulawesi Selatan | 12.975 | 12.975 | 12.975 | 12.975 | 12.975 | 12.975 | 12.975 |
| Sulawesi Tenggara | 10.214 | 10.214 | 10.214 | 10.214 | 10.214 | 10.214 | 10.024 |
| Gorontalo | 13.000 | 13.000 | 12.990 | 13.150 | 13.170 | 13.860 | 12.888 |
| Sulawesi Barat | 9.667 | 9.667 | 9.667 | 9.667 | 9.667 | 9.667 | 9.667 |
| Maluku | 13.423 | 13.423 | 13.423 | 13.423 | 13.423 | 13.423 | 13.083 |
| Maluku Utara | 14.583 | 14.583 | 14.583 | 14.583 | 14.583 | 14.583 | 14.583 |
| Papua Barat | 13.063 | 13.063 | 13.313 | 14.125 | 14.125 | 14.125 | 12.891 |
| Papua | 15.286 | 15.286 | 15.286 | 14.714 | 14.714 | 14.714 | 14.536 |
| Nasional | 11.980 | 11.960 | 12.046 | 12.102 | 12.124 | 12.190 | 11.861 |

Tabel 1.52
Harga Konsumen Perdesaan Kelompok Bahan Makanan, 2008
Telur Ayam Negri/Ras (Rp/Kg)

| Provinsi | Januari | Februari | Maret | April | Mei | Juni |
|--------------------------|---------------|---------------|---------------|---------------|---------------|---------------|
| (1) | (2) | (3) | (4) | (5) | (6) | (7) |
| Nanggroe Aceh Darussalam | 10.033 | 10.033 | 10.133 | 11.433 | 11.511 | 11.622 |
| Sumatera Utara | 9.917 | 10.245 | 10.312 | 10.325 | 10.533 | 10.780 |
| Sumatera Barat | 11.019 | 11.112 | 11.342 | 11.688 | 11.688 | 12.531 |
| Riau | 11.464 | 11.736 | 12.464 | 12.645 | 12.782 | 12.827 |
| Jambi | 10.533 | 10.850 | 11.521 | 11.338 | 11.421 | 11.488 |
| Sumatera Selatan | 11.371 | 11.479 | 11.814 | 11.957 | 11.886 | 12.171 |
| Bengkulu | 12.185 | 12.185 | 11.550 | 11.570 | 12.355 | 12.700 |
| Lampung | 10.855 | 10.655 | 11.080 | 12.050 | 12.050 | 12.370 |
| Bangka Belitung | 11.881 | 11.804 | 11.915 | 12.185 | 12.665 | 13.188 |
| Kepulauan Riau | 12.360 | 12.360 | 12.410 | 12.471 | 12.471 | 13.071 |
| Jawa Barat | 10.989 | 11.057 | 11.652 | 12.175 | 12.220 | 11.980 |
| Jawa Tengah | 10.275 | 10.127 | 10.931 | 11.840 | 11.604 | 11.196 |
| D. I. Yogyakarta | 10.133 | 10.093 | 10.440 | 11.240 | 11.527 | 10.733 |
| Jawa Timur | 9.792 | 9.662 | 10.459 | 11.683 | 11.510 | 10.796 |
| Banten | 11.885 | 11.785 | 12.369 | 13.231 | 13.462 | 13.600 |
| Bali | 10.261 | 10.394 | 10.553 | 11.303 | 11.800 | 12.206 |
| Nusa Tenggara Barat | 11.258 | 11.308 | 11.600 | 11.600 | 11.992 | 12.525 |
| Nusa Tenggara Timur | 11.757 | 12.400 | 12.400 | 12.400 | 12.571 | 13.000 |
| Kalimantan Barat | 14.779 | 14.989 | 15.689 | 15.953 | 16.237 | 16.426 |
| Kalimantan Tengah | 12.386 | 12.757 | 13.254 | 13.325 | 13.414 | 13.679 |
| Kalimantan Selatan | 11.938 | 12.200 | 12.956 | 13.581 | 13.606 | 13.294 |
| Kalimantan Timur | 15.673 | 14.942 | 14.960 | 15.033 | 15.260 | 15.760 |
| Sulawesi Utara | 13.000 | 13.250 | 13.325 | 13.508 | 13.225 | 13.567 |
| Sulawesi Tengah | 15.518 | 15.485 | 15.809 | 15.529 | 15.335 | 15.656 |
| Sulawesi Selatan | 12.959 | 13.055 | 13.373 | 13.236 | 13.418 | 13.700 |
| Sulawesi Tenggara | 14.363 | 14.627 | 14.859 | 15.406 | 15.406 | 15.806 |
| Gorontalo | 13.633 | 13.389 | 13.011 | 13.628 | 13.828 | 14.006 |
| Sulawesi Barat | 12.550 | 12.133 | 12.350 | 12.738 | 12.533 | 13.275 |
| Maluku | 18.956 | 18.956 | 18.511 | 19.989 | 20.833 | 20.556 |
| Maluku Utara | 15.750 | 14.917 | 15.083 | 15.083 | 15.083 | 15.833 |
| Papua Barat | 20.800 | 19.800 | 20.000 | 20.000 | 21.960 | 24.500 |
| Papua | 21.242 | 20.742 | 20.742 | 21.025 | 21.192 | 21.167 |
| Nasional | 12.860 | 12.829 | 13.090 | 13.474 | 13.668 | 13.938 |

Tabel 1.52: Lanjutan

| Provinsi | Juli | Agustus | September | Oktober | November | Desember | Rata-rata |
|--------------------------|---------------|----------------|------------------|----------------|-----------------|-----------------|------------------|
| (1) | (8) | (9) | (10) | (11) | (12) | (13) | (14) |
| Nanggroe Aceh Darussalam | 12.311 | 12.533 | 12.922 | 13.756 | 13.856 | 13.856 | 12.000 |
| Sumatera Utara | 11.760 | 11.827 | 12.380 | 12.607 | 12.593 | 12.447 | 11.311 |
| Sumatera Barat | 12.842 | 13.181 | 13.412 | 13.531 | 13.346 | 12.946 | 12.387 |
| Riau | 12.873 | 13.645 | 14.236 | 14.100 | 14.509 | 14.236 | 13.127 |
| Jambi | 12.350 | 13.250 | 13.625 | 13.950 | 13.792 | 13.708 | 12.319 |
| Sumatera Selatan | 12.350 | 13.314 | 13.207 | 13.421 | 13.707 | 13.600 | 12.523 |
| Bengkulu | 14.075 | 14.575 | 14.975 | 15.275 | 15.600 | 15.150 | 13.516 |
| Lampung | 13.100 | 13.400 | 14.400 | 14.500 | 14.050 | 13.950 | 12.705 |
| Bangka Belitung | 14.015 | 14.131 | 14.362 | 14.650 | 14.285 | 14.208 | 13.274 |
| Kepulauan Riau | 13.071 | 13.140 | 13.590 | 13.590 | 13.970 | 13.690 | 13.016 |
| Jawa Barat | 13.156 | 13.571 | 14.339 | 14.236 | 14.130 | 13.759 | 12.772 |
| Jawa Tengah | 12.481 | 12.744 | 13.785 | 14.240 | 13.431 | 13.048 | 12.142 |
| D. I. Yogyakarta | 12.927 | 13.020 | 13.533 | 13.867 | 12.767 | 12.713 | 11.916 |
| Jawa Timur | 12.697 | 12.686 | 13.714 | 13.643 | 13.169 | 12.515 | 11.860 |
| Banten | 14.577 | 14.769 | 15.115 | 15.577 | 15.923 | 15.692 | 13.999 |
| Bali | 12.567 | 13.117 | 13.478 | 13.517 | 13.572 | 13.483 | 12.188 |
| Nusa Tenggara Barat | 13.158 | 13.708 | 14.250 | 14.250 | 13.917 | 13.917 | 12.790 |
| Nusa Tenggara Timur | 13.214 | 13.500 | 13.500 | 13.786 | 13.786 | 13.786 | 13.008 |
| Kalimantan Barat | 16.642 | 17.063 | 17.347 | 17.300 | 16.316 | 16.968 | 16.309 |
| Kalimantan Tengah | 13.679 | 14.375 | 14.732 | 14.946 | 14.946 | 14.875 | 13.864 |
| Kalimantan Selatan | 13.638 | 14.269 | 14.113 | 14.956 | 14.713 | 14.400 | 13.639 |
| Kalimantan Timur | 15.864 | 15.909 | 16.591 | 17.045 | 17.227 | 17.227 | 15.958 |
| Sulawesi Utara | 13.567 | 13.858 | 13.858 | 13.858 | 13.858 | 13.858 | 13.561 |
| Sulawesi Tengah | 15.444 | 15.688 | 16.035 | 16.041 | 16.029 | 16.294 | 15.739 |
| Sulawesi Selatan | 14.300 | 14.045 | 14.227 | 14.409 | 14.645 | 14.673 | 13.837 |
| Sulawesi Tenggara | 16.235 | 16.276 | 16.337 | 16.604 | 16.604 | 16.604 | 15.761 |
| Gorontalo | 14.533 | 15.222 | 15.300 | 16.956 | 16.567 | 16.489 | 14.713 |
| Sulawesi Barat | 13.300 | 13.633 | 13.875 | 14.000 | 14.583 | 14.558 | 13.294 |
| Maluku | 21.333 | 21.444 | 22.389 | 22.389 | 22.056 | 22.056 | 20.789 |
| Maluku Utara | 16.500 | 16.500 | 16.500 | 17.250 | 16.833 | 16.500 | 15.986 |
| Papua Barat | 24.500 | 24.500 | 24.500 | 24.100 | 24.100 | 24.100 | 22.738 |
| Papua | 23.792 | 25.042 | 25.458 | 25.458 | 24.708 | 24.708 | 22.940 |
| Nasional | 14.589 | 14.936 | 15.315 | 15.556 | 15.425 | 15.313 | 14.249 |

Tabel 1.53
Harga Konsumen Perdesaan Kelompok Bahan Makanan, 2008
Telur Ayam Buras (Rp/Butir)

| Provinsi | Januari | Februari | Maret | April | Mei | Juni |
|--------------------------|--------------|--------------|--------------|--------------|--------------|--------------|
| (1) | (2) | (3) | (4) | (5) | (6) | (7) |
| Nanggroe Aceh Darussalam | 1.233 | 1.267 | 1.287 | 1.287 | 1.307 | 1.307 |
| Sumatera Utara | 1.545 | 1.570 | 1.620 | 1.665 | 1.675 | 1.750 |
| Sumatera Barat | 1.027 | 1.042 | 1.046 | 1.063 | 1.056 | 1.102 |
| Riau | 1.232 | 1.276 | 1.365 | 1.371 | 1.388 | 1.406 |
| Jambi | 1.467 | 1.492 | 1.554 | 1.563 | 1.563 | 1.604 |
| Sumatera Selatan | 1.571 | 1.607 | 1.607 | 1.657 | 1.657 | 1.693 |
| Bengkulu | 1.219 | 1.275 | 1.275 | 1.292 | 1.292 | 1.303 |
| Lampung | 1.183 | 1.192 | 1.208 | 1.233 | 1.238 | 1.279 |
| Bangka Belitung | 1.558 | 1.517 | 1.533 | 1.533 | 1.513 | 1.492 |
| Kepulauan Riau | 1.270 | 1.270 | 1.320 | 1.345 | 1.345 | 1.395 |
| Jawa Barat | 1.121 | 1.126 | 1.145 | 1.162 | 1.192 | 1.222 |
| Jawa Tengah | 1.067 | 1.090 | 1.110 | 1.130 | 1.139 | 1.163 |
| D. I. Yogyakarta | 929 | 957 | 968 | 1.032 | 1.079 | 1.050 |
| Jawa Timur | 868 | 888 | 912 | 943 | 959 | 986 |
| Banten | 1.054 | 1.054 | 1.104 | 1.146 | 1.182 | 1.261 |
| Bali | 1.059 | 1.062 | 1.176 | 1.206 | 1.224 | 1.229 |
| Nusa Tenggara Barat | 1.023 | 1.023 | 1.068 | 1.109 | 1.173 | 1.223 |
| Nusa Tenggara Timur | 1.469 | 1.469 | 1.469 | 1.469 | 1.469 | 1.492 |
| Kalimantan Barat | 1.397 | 1.400 | 1.428 | 1.439 | 1.481 | 1.514 |
| Kalimantan Tengah | 1.435 | 1.435 | 1.427 | 1.450 | 1.488 | 1.508 |
| Kalimantan Selatan | 1.106 | 1.118 | 1.153 | 1.174 | 1.171 | 1.235 |
| Kalimantan Timur | 1.586 | 1.586 | 1.645 | 1.691 | 1.736 | 1.764 |
| Sulawesi Utara | 1.264 | 1.286 | 1.323 | 1.341 | 1.341 | 1.386 |
| Sulawesi Tengah | 1.334 | 1.374 | 1.413 | 1.453 | 1.439 | 1.463 |
| Sulawesi Selatan | 1.181 | 1.192 | 1.208 | 1.208 | 1.208 | 1.254 |
| Sulawesi Tenggara | 1.143 | 1.150 | 1.176 | 1.215 | 1.248 | 1.241 |
| Gorontalo | 1.000 | 1.015 | 1.015 | 1.078 | 1.090 | 1.115 |
| Sulawesi Barat | 1.150 | 1.158 | 1.133 | 1.142 | 1.142 | 1.183 |
| Maluku | 1.829 | 1.829 | 1.938 | 1.979 | 2.021 | 2.188 |
| Maluku Utara | 1.365 | 1.365 | 1.365 | 1.365 | 1.365 | 1.404 |
| Papua Barat | 2.088 | 2.338 | 2.338 | 2.588 | 2.338 | 2.650 |
| Papua | 2.233 | 2.267 | 2.367 | 2.367 | 2.400 | 2.467 |
| Nasional | 1.313 | 1.334 | 1.365 | 1.397 | 1.404 | 1.448 |

Tabel 1.53: Lanjutan

| Provinsi | Juli | Agustus | September | Oktober | November | Desember | Rata-rata |
|--------------------------|--------------|--------------|--------------|--------------|--------------|--------------|--------------|
| (1) | (8) | (9) | (10) | (11) | (12) | (13) | (14) |
| Nanggroe Aceh Darussalam | 1.387 | 1.400 | 1.460 | 1.473 | 1.507 | 1.507 | 1.368 |
| Sumatera Utara | 1.800 | 1.835 | 1.870 | 1.885 | 1.885 | 1.875 | 1.748 |
| Sumatera Barat | 1.190 | 1.217 | 1.223 | 1.206 | 1.202 | 1.206 | 1.132 |
| Riau | 1.476 | 1.459 | 1.541 | 1.512 | 1.512 | 1.512 | 1.421 |
| Jambi | 1.646 | 1.658 | 1.767 | 1.767 | 1.746 | 1.700 | 1.627 |
| Sumatera Selatan | 1.657 | 1.657 | 1.729 | 1.729 | 1.729 | 1.729 | 1.668 |
| Bengkulu | 1.372 | 1.406 | 1.411 | 1.461 | 1.467 | 1.467 | 1.353 |
| Lampung | 1.308 | 1.350 | 1.400 | 1.400 | 1.463 | 1.504 | 1.313 |
| Bangka Belitung | 1.592 | 1.592 | 1.633 | 1.608 | 1.592 | 1.633 | 1.566 |
| Kepulauan Riau | 1.395 | 1.395 | 1.425 | 1.445 | 1.465 | 1.465 | 1.378 |
| Jawa Barat | 1.243 | 1.257 | 1.270 | 1.264 | 1.262 | 1.262 | 1.210 |
| Jawa Tengah | 1.180 | 1.186 | 1.204 | 1.218 | 1.227 | 1.228 | 1.162 |
| D. I. Yogyakarta | 1.096 | 1.132 | 1.132 | 1.132 | 1.132 | 1.161 | 1.067 |
| Jawa Timur | 1.020 | 1.027 | 1.054 | 1.060 | 1.063 | 1.056 | 986 |
| Banten | 1.275 | 1.289 | 1.289 | 1.332 | 1.332 | 1.318 | 1.220 |
| Bali | 1.262 | 1.321 | 1.344 | 1.300 | 1.282 | 1.288 | 1.229 |
| Nusa Tenggara Barat | 1.255 | 1.282 | 1.327 | 1.336 | 1.314 | 1.295 | 1.202 |
| Nusa Tenggara Timur | 1.511 | 1.527 | 1.527 | 1.559 | 1.559 | 1.559 | 1.507 |
| Kalimantan Barat | 1.514 | 1.536 | 1.536 | 1.647 | 1.619 | 1.603 | 1.509 |
| Kalimantan Tengah | 1.508 | 1.527 | 1.565 | 1.581 | 1.581 | 1.581 | 1.507 |
| Kalimantan Selatan | 1.253 | 1.288 | 1.259 | 1.306 | 1.294 | 1.294 | 1.221 |
| Kalimantan Timur | 1.764 | 1.764 | 1.791 | 1.791 | 1.755 | 1.755 | 1.719 |
| Sulawesi Utara | 1.400 | 1.400 | 1.423 | 1.423 | 1.559 | 1.486 | 1.386 |
| Sulawesi Tengah | 1.489 | 1.516 | 1.537 | 1.589 | 1.576 | 1.603 | 1.482 |
| Sulawesi Selatan | 1.269 | 1.254 | 1.254 | 1.277 | 1.238 | 1.215 | 1.230 |
| Sulawesi Tenggara | 1.246 | 1.246 | 1.257 | 1.267 | 1.263 | 1.276 | 1.227 |
| Gorontalo | 1.128 | 1.153 | 1.153 | 1.153 | 1.153 | 1.153 | 1.100 |
| Sulawesi Barat | 1.200 | 1.200 | 1.217 | 1.258 | 1.229 | 1.229 | 1.187 |
| Maluku | 2.063 | 2.063 | 2.146 | 2.021 | 2.021 | 2.021 | 2.010 |
| Maluku Utara | 1.423 | 1.462 | 1.500 | 1.500 | 1.500 | 1.500 | 1.426 |
| Papua Barat | 2.813 | 2.813 | 2.813 | 2.813 | 2.813 | 2.813 | 2.601 |
| Papua | 2.567 | 2.600 | 2.833 | 2.833 | 2.767 | 2.767 | 2.539 |
| Nasional | 1.478 | 1.494 | 1.528 | 1.536 | 1.534 | 1.533 | 1.447 |

Tabel 1.54
Harga Konsumen Perdesaan Kelompok Bahan Makanan, 2008
Telur Itik/Bebek (Rp/Butir)

| Provinsi | Januari | Februari | Maret | April | Mei | Juni |
|--------------------------|--------------|--------------|--------------|--------------|--------------|--------------|
| (1) | (2) | (3) | (4) | (5) | (6) | (7) |
| Nanggroe Aceh Darussalam | 1.383 | 1.393 | 1.415 | 1.415 | 1.430 | 1.430 |
| Sumatera Utara | 1.281 | 1.343 | 1.352 | 1.376 | 1.388 | 1.498 |
| Sumatera Barat | 1.265 | 1.276 | 1.280 | 1.285 | 1.285 | 1.311 |
| Riau | 1.556 | 1.611 | 1.639 | 1.642 | 1.678 | 1.733 |
| Jambi | 1.511 | 1.543 | 1.557 | 1.557 | 1.550 | 1.604 |
| Sumatera Selatan | 1.461 | 1.489 | 1.569 | 1.514 | 1.503 | 1.575 |
| Bengkulu | 1.443 | 1.443 | 1.479 | 1.479 | 1.529 | 1.654 |
| Lampung | 1.239 | 1.239 | 1.228 | 1.289 | 1.300 | 1.311 |
| Bangka Belitung | 1.648 | 1.643 | 1.655 | 1.631 | 1.655 | 1.657 |
| Kepulauan Riau | 2.189 | 2.411 | 2.411 | 2.300 | 2.300 | 2.411 |
| Jawa Barat | 1.184 | 1.202 | 1.227 | 1.234 | 1.265 | 1.298 |
| Jawa Tengah | 1.103 | 1.112 | 1.133 | 1.149 | 1.157 | 1.175 |
| D. I. Yogyakarta | 1.161 | 1.168 | 1.164 | 1.177 | 1.214 | 1.216 |
| Jawa Timur | 1.029 | 1.045 | 1.069 | 1.101 | 1.116 | 1.149 |
| Banten | 1.241 | 1.241 | 1.267 | 1.317 | 1.330 | 1.398 |
| Bali | 1.282 | 1.297 | 1.350 | 1.433 | 1.470 | 1.464 |
| Nusa Tenggara Barat | 1.106 | 1.103 | 1.112 | 1.124 | 1.182 | 1.274 |
| Nusa Tenggara Timur | 1.571 | 1.786 | 1.786 | 1.786 | 1.786 | 1.786 |
| Kalimantan Barat | 1.558 | 1.558 | 1.573 | 1.608 | 1.688 | 1.704 |
| Kalimantan Tengah | 1.413 | 1.410 | 1.467 | 1.523 | 1.590 | 1.587 |
| Kalimantan Selatan | 1.365 | 1.368 | 1.408 | 1.445 | 1.438 | 1.455 |
| Kalimantan Timur | 1.758 | 1.705 | 1.695 | 1.800 | 1.832 | 1.900 |
| Sulawesi Utara | 1.171 | 1.143 | 1.171 | 1.229 | 1.200 | 1.243 |
| Sulawesi Tengah | 1.303 | 1.303 | 1.317 | 1.344 | 1.358 | 1.406 |
| Sulawesi Selatan | 1.250 | 1.275 | 1.328 | 1.325 | 1.375 | 1.397 |
| Sulawesi Tenggara | 1.189 | 1.214 | 1.231 | 1.256 | 1.256 | 1.303 |
| Gorontalo | 1.050 | 1.050 | 1.083 | 1.083 | 1.083 | 1.083 |
| Sulawesi Barat | 1.289 | 1.322 | 1.317 | 1.300 | 1.294 | 1.311 |
| Maluku | 1.714 | 1.857 | 1.857 | 1.857 | 1.857 | 1.857 |
| Maluku Utara | 1.350 | 1.350 | 1.350 | 1.400 | 1.400 | 1.400 |
| Papua Barat | 1.600 | 1.600 | 1.700 | 1.700 | 1.740 | 1.800 |
| Papua | 1.821 | 1.821 | 1.821 | 1.800 | 1.821 | 2.107 |
| Nasional | 1.390 | 1.416 | 1.438 | 1.452 | 1.471 | 1.515 |

Tabel 1.54: Lanjutan

| Provinsi | Juli | Agustus | September | Oktober | November | Desember | Rata-rata |
|--------------------------|--------------|----------------|------------------|----------------|-----------------|-----------------|------------------|
| (1) | (8) | (9) | (10) | (11) | (12) | (13) | (14) |
| Nanggroe Aceh Darussalam | 1.480 | 1.485 | 1.520 | 1.620 | 1.680 | 1.690 | 1.495 |
| Sumatera Utara | 1.536 | 1.562 | 1.562 | 1.619 | 1.633 | 1.667 | 1.485 |
| Sumatera Barat | 1.417 | 1.433 | 1.433 | 1.467 | 1.485 | 1.476 | 1.368 |
| Riau | 1.739 | 1.750 | 1.889 | 1.889 | 1.889 | 1.889 | 1.742 |
| Jambi | 1.604 | 1.625 | 1.711 | 1.711 | 1.732 | 1.696 | 1.617 |
| Sumatera Selatan | 1.647 | 1.664 | 1.747 | 1.692 | 1.692 | 1.692 | 1.604 |
| Bengkulu | 1.750 | 1.807 | 1.839 | 1.839 | 1.857 | 1.857 | 1.665 |
| Lampung | 1.339 | 1.394 | 1.461 | 1.478 | 1.453 | 1.458 | 1.349 |
| Bangka Belitung | 1.681 | 1.657 | 1.681 | 1.681 | 1.729 | 1.705 | 1.668 |
| Kepulauan Riau | 2.411 | 2.411 | 2.478 | 2.478 | 2.533 | 2.533 | 2.406 |
| Jawa Barat | 1.342 | 1.360 | 1.379 | 1.384 | 1.389 | 1.399 | 1.305 |
| Jawa Tengah | 1.202 | 1.210 | 1.242 | 1.264 | 1.280 | 1.284 | 1.193 |
| D. I. Yogyakarta | 1.239 | 1.254 | 1.257 | 1.271 | 1.268 | 1.282 | 1.223 |
| Jawa Timur | 1.175 | 1.182 | 1.203 | 1.212 | 1.218 | 1.225 | 1.144 |
| Banten | 1.398 | 1.424 | 1.439 | 1.465 | 1.476 | 1.461 | 1.371 |
| Bali | 1.506 | 1.579 | 1.558 | 1.564 | 1.562 | 1.544 | 1.467 |
| Nusa Tenggara Barat | 1.279 | 1.297 | 1.309 | 1.309 | 1.324 | 1.341 | 1.230 |
| Nusa Tenggara Timur | 1.786 | 1.786 | 1.786 | 1.786 | 1.714 | 1.714 | 1.756 |
| Kalimantan Barat | 1.704 | 1.715 | 1.746 | 1.750 | 1.754 | 1.812 | 1.681 |
| Kalimantan Tengah | 1.587 | 1.623 | 1.715 | 1.742 | 1.742 | 1.742 | 1.595 |
| Kalimantan Selatan | 1.480 | 1.512 | 1.502 | 1.625 | 1.652 | 1.652 | 1.492 |
| Kalimantan Timur | 1.900 | 1.900 | 1.900 | 1.900 | 1.926 | 1.926 | 1.845 |
| Sulawesi Utara | 1.243 | 1.243 | 1.243 | 1.243 | 1.286 | 1.286 | 1.225 |
| Sulawesi Tengah | 1.433 | 1.433 | 1.433 | 1.433 | 1.433 | 1.461 | 1.388 |
| Sulawesi Selatan | 1.422 | 1.428 | 1.547 | 1.553 | 1.492 | 1.503 | 1.408 |
| Sulawesi Tenggara | 1.328 | 1.328 | 1.339 | 1.353 | 1.353 | 1.353 | 1.292 |
| Gorontalo | 1.100 | 1.100 | 1.100 | 1.100 | 1.100 | 1.100 | 1.086 |
| Sulawesi Barat | 1.336 | 1.342 | 1.372 | 1.375 | 1.358 | 1.361 | 1.331 |
| Maluku | 1.857 | 1.857 | 1.857 | 1.857 | 1.857 | 1.929 | 1.851 |
| Maluku Utara | 1.400 | 1.400 | 1.400 | 1.400 | 1.400 | 1.400 | 1.388 |
| Papua Barat | 1.960 | 2.160 | 2.160 | 2.160 | 2.160 | 2.160 | 1.908 |
| Papua | 2.179 | 2.143 | 2.286 | 2.250 | 2.214 | 2.214 | 2.040 |
| Nasional | 1.546 | 1.564 | 1.597 | 1.608 | 1.614 | 1.619 | 1.519 |

Tabel 1.55
Harga Konsumen Perdesaan Kelompok Bahan Makanan, 2008
Telur Puyuh Mentah (Rp/Kg)

| Provinsi | Januari | Februari | Maret | April | Mei | Juni |
|--------------------------|---------------|---------------|---------------|---------------|---------------|---------------|
| (1) | (2) | (3) | (4) | (5) | (6) | (7) |
| Nanggroe Aceh Darussalam | 20.000 | 20.000 | 20.000 | 20.000 | 20.000 | 20.000 |
| Sumatera Utara | - | - | - | - | - | - |
| Sumatera Barat | 11.714 | 11.786 | 11.714 | 11.786 | 11.786 | 11.857 |
| Riau | 13.333 | 13.333 | 13.333 | 13.333 | 13.333 | 13.333 |
| Jambi | 19.000 | 19.000 | 19.000 | 19.500 | 19.500 | 19.500 |
| Sumatera Selatan | 20.000 | 20.000 | 20.000 | 20.000 | 20.000 | 20.667 |
| Bengkulu | - | - | - | - | - | - |
| Lampung | 18.000 | 18.000 | 18.286 | 19.000 | 19.000 | 19.286 |
| Bangka Belitung | 20.000 | 20.000 | 19.167 | 19.167 | 19.167 | 19.167 |
| Kepulauan Riau | 16.000 | 16.000 | 16.000 | 16.000 | 16.000 | 18.000 |
| Jawa Barat | 14.714 | 14.714 | 15.214 | 15.000 | 15.286 | 15.571 |
| Jawa Tengah | 13.406 | 13.489 | 13.600 | 14.058 | 14.239 | 14.253 |
| D. I. Yogyakarta | 13.833 | 13.833 | 13.833 | 13.917 | 13.750 | 14.333 |
| Jawa Timur | 14.923 | 15.103 | 15.603 | 15.859 | 16.051 | 16.269 |
| Banten | 19.000 | 19.556 | 21.184 | 21.421 | 22.141 | 22.732 |
| Bali | - | - | - | - | - | - |
| Nusa Tenggara Barat | - | - | - | - | - | - |
| Nusa Tenggara Timur | - | - | - | - | - | - |
| Kalimantan Barat | - | - | - | - | - | - |
| Kalimantan Tengah | 13.875 | 13.875 | 13.875 | 13.875 | 13.875 | 13.875 |
| Kalimantan Selatan | 12.833 | 12.833 | 12.833 | 12.833 | 12.833 | 12.833 |
| Kalimantan Timur | 15.750 | 15.750 | 17.250 | 19.250 | 19.250 | 20.000 |
| Sulawesi Utara | 14.350 | 14.500 | 14.500 | 13.750 | 13.750 | 13.750 |
| Sulawesi Tengah | 10.000 | 10.000 | 10.000 | 10.000 | 10.000 | 10.000 |
| Sulawesi Selatan | - | - | - | - | - | - |
| Sulawesi Tenggara | 26.000 | 26.000 | 30.000 | 30.000 | 30.000 | 32.000 |
| Gorontalo | 21.000 | 21.000 | 21.000 | 21.000 | 21.000 | 19.250 |
| Sulawesi Barat | - | - | - | - | - | - |
| Maluku | 20.750 | 20.750 | 20.750 | 21.500 | 21.500 | 21.500 |
| Maluku Utara | 22.500 | 22.500 | 25.000 | 25.000 | 25.000 | 25.000 |
| Papua Barat | - | - | - | - | - | - |
| Papua | 23.500 | 23.500 | 23.500 | 23.500 | 23.500 | 25.000 |
| Nasional | 17.151 | 17.197 | 17.637 | 17.815 | 17.868 | 18.182 |

Tabel 1.55: Lanjutan

| Provinsi | Juli | Agustus | September | Oktober | November | Desember | Rata-rata |
|--------------------------|---------------|----------------|------------------|----------------|-----------------|-----------------|------------------|
| (1) | (8) | (9) | (10) | (11) | (12) | (13) | (14) |
| Nanggroe Aceh Darussalam | 20.000 | 20.000 | 20.000 | 20.000 | 20.000 | 20.000 | 20.000 |
| Sumatera Utara | - | - | - | - | - | - | - |
| Sumatera Barat | 12.143 | 12.143 | 12.571 | 12.571 | 13.286 | 13.429 | 12.232 |
| Riau | 13.333 | 13.333 | 14.000 | 14.000 | 14.000 | 14.000 | 13.556 |
| Jambi | 19.500 | 19.500 | 19.500 | 19.500 | 19.500 | 19.500 | 19.375 |
| Sumatera Selatan | 20.667 | 21.667 | 21.667 | 21.667 | 21.667 | 21.667 | 20.806 |
| Bengkulu | - | - | - | - | - | - | - |
| Lampung | 19.857 | 19.857 | 20.714 | 21.571 | 21.429 | 21.571 | 19.714 |
| Bangka Belitung | 19.833 | 19.833 | 19.833 | 19.833 | 19.833 | 20.000 | 19.653 |
| Kepulauan Riau | 18.000 | 18.000 | 18.000 | 18.000 | 18.000 | 19.000 | 17.250 |
| Jawa Barat | 15.714 | 16.429 | 17.429 | 17.429 | 17.429 | 17.429 | 16.030 |
| Jawa Tengah | 14.836 | 15.142 | 15.253 | 16.183 | 16.239 | 15.961 | 14.722 |
| D. I. Yogyakarta | 14.333 | 14.833 | 16.000 | 15.667 | 15.833 | 15.833 | 14.667 |
| Jawa Timur | 16.528 | 16.951 | 17.272 | 18.118 | 18.067 | 17.964 | 16.559 |
| Banten | 23.477 | 23.499 | 23.821 | 24.228 | 24.190 | 24.073 | 22.443 |
| Bali | - | - | - | - | - | - | - |
| Nusa Tenggara Barat | - | - | - | - | - | - | - |
| Nusa Tenggara Timur | - | - | - | - | - | - | - |
| Kalimantan Barat | - | - | - | - | - | - | - |
| Kalimantan Tengah | 13.875 | 13.875 | 13.875 | 13.875 | 13.875 | 13.875 | 13.875 |
| Kalimantan Selatan | 12.833 | 12.833 | 13.167 | 13.167 | 13.167 | 13.167 | 12.944 |
| Kalimantan Timur | 20.000 | 20.000 | 21.000 | 21.250 | 23.250 | 23.250 | 19.667 |
| Sulawesi Utara | 13.750 | 13.750 | 13.750 | 13.750 | 13.750 | 13.750 | 13.925 |
| Sulawesi Tengah | 10.000 | 10.000 | 10.000 | 10.000 | 12.000 | 12.000 | 10.333 |
| Sulawesi Selatan | - | - | - | - | - | - | - |
| Sulawesi Tenggara | 32.000 | 32.000 | 32.000 | 32.000 | 32.000 | 32.000 | 30.500 |
| Gorontalo | 19.250 | 19.250 | 18.000 | 18.000 | 18.000 | 18.000 | 19.563 |
| Sulawesi Barat | - | - | - | - | - | - | - |
| Maluku | 21.500 | 21.500 | 21.500 | 21.500 | 21.500 | 21.500 | 21.313 |
| Maluku Utara | 25.000 | 25.000 | 25.000 | 25.000 | 25.000 | 25.000 | 24.583 |
| Papua Barat | - | - | - | - | - | - | - |
| Papua | 25.000 | 27.500 | 28.500 | 25.000 | 25.000 | 25.000 | 24.875 |
| Nasional | 18.323 | 18.561 | 18.820 | 18.796 | 19.001 | 19.042 | 18.199 |

Tabel 1.56
Harga Konsumen Perdesaan Kelompok Bahan Makanan, 2008
Telur Puyuh Matang (Rp/10 Butir)

| Provinsi | Januari | Februari | Maret | April | Mei | Juni |
|--------------------------|--------------|--------------|--------------|--------------|--------------|--------------|
| (1) | (2) | (3) | (4) | (5) | (6) | (7) |
| Nanggroe Aceh Darussalam | 4.167 | 4.167 | 4.167 | 4.167 | 3.667 | 3.500 |
| Sumatera Utara | 2.875 | 2.750 | 2.750 | 2.750 | 2.725 | 2.775 |
| Sumatera Barat | 2.035 | 2.035 | 2.054 | 2.054 | 2.054 | 2.069 |
| Riau | 3.375 | 3.375 | 3.375 | 3.375 | 3.375 | 3.375 |
| Jambi | 2.617 | 2.617 | 2.783 | 2.867 | 2.867 | 2.867 |
| Sumatera Selatan | 2.600 | 2.600 | 2.600 | 2.600 | 2.600 | 2.929 |
| Bengkulu | 3.000 | 3.000 | 3.000 | 3.000 | 3.000 | 3.000 |
| Lampung | 2.833 | 2.833 | 2.833 | 2.917 | 2.917 | 2.917 |
| Bangka Belitung | 3.333 | 3.389 | 3.389 | 3.389 | 3.389 | 3.444 |
| Kepulauan Riau | 3.000 | 3.000 | 3.000 | 3.000 | 3.000 | 3.500 |
| Jawa Barat | 2.335 | 2.335 | 2.345 | 2.340 | 2.400 | 2.435 |
| Jawa Tengah | 1.951 | 1.951 | 1.964 | 1.998 | 2.009 | 2.067 |
| D. I. Yogyakarta | 2.075 | 2.075 | 2.100 | 2.100 | 2.113 | 2.150 |
| Jawa Timur | 2.370 | 2.383 | 2.440 | 2.475 | 2.456 | 2.475 |
| Banten | 3.333 | 3.431 | 3.717 | 3.758 | 3.884 | 3.988 |
| Bali | - | - | - | - | - | - |
| Nusa Tenggara Barat | 1.921 | 1.921 | 1.921 | 1.921 | 1.921 | 2.064 |
| Nusa Tenggara Timur | 2.250 | 2.500 | 2.500 | 2.500 | 2.500 | 2.500 |
| Kalimantan Barat | 3.500 | 3.500 | 3.500 | 3.500 | 3.500 | 3.500 |
| Kalimantan Tengah | 2.563 | 2.563 | 2.563 | 2.563 | 2.563 | 2.688 |
| Kalimantan Selatan | 2.167 | 2.167 | 2.167 | 2.167 | 2.167 | 2.167 |
| Kalimantan Timur | 4.000 | 4.000 | 4.071 | 4.071 | 4.071 | 4.071 |
| Sulawesi Utara | 4.750 | 4.750 | 4.750 | 4.750 | 4.750 | 5.000 |
| Sulawesi Tengah | - | - | - | - | - | - |
| Sulawesi Selatan | - | - | - | - | - | - |
| Sulawesi Tenggara | - | - | - | - | - | - |
| Gorontalo | - | - | - | - | - | - |
| Sulawesi Barat | - | - | - | - | - | - |
| Maluku | 3.000 | 3.000 | 3.000 | 4.000 | 4.000 | 4.000 |
| Maluku Utara | - | - | - | - | - | - |
| Papua Barat | 6.000 | 6.000 | 6.000 | 6.000 | 6.000 | 6.000 |
| Papua | 3.000 | 3.000 | 3.000 | 3.000 | 3.000 | 3.191 |
| Nasional | 3.002 | 3.014 | 3.040 | 3.090 | 3.077 | 3.147 |

Tabel 1.56: Lanjutan

| Provinsi | Juli | Agustus | September | Oktober | November | Desember | Rata-rata |
|--------------------------|--------------|----------------|------------------|----------------|-----------------|-----------------|------------------|
| (1) | (8) | (9) | (10) | (11) | (12) | (13) | (14) |
| Nanggroe Aceh Darussalam | 3.500 | 3.500 | 3.500 | 3.500 | 3.500 | 3.500 | 3.736 |
| Sumatera Utara | 2.775 | 2.775 | 2.775 | 2.900 | 2.900 | 3.025 | 2.815 |
| Sumatera Barat | 2.069 | 2.077 | 2.077 | 2.115 | 2.154 | 2.173 | 2.080 |
| Riau | 3.375 | 3.375 | 3.625 | 3.625 | 3.500 | 3.500 | 3.438 |
| Jambi | 2.867 | 2.867 | 2.867 | 2.867 | 2.867 | 2.867 | 2.818 |
| Sumatera Selatan | 2.929 | 2.929 | 2.929 | 2.929 | 3.143 | 3.143 | 2.827 |
| Bengkulu | 3.000 | 3.000 | 3.000 | 3.000 | 3.000 | 3.000 | 3.000 |
| Lampung | 3.083 | 3.083 | 3.167 | 3.167 | 3.167 | 3.167 | 3.007 |
| Bangka Belitung | 3.444 | 3.444 | 3.444 | 3.444 | 3.444 | 3.444 | 3.417 |
| Kepulauan Riau | 3.500 | 3.500 | 3.500 | 3.500 | 3.500 | 3.500 | 3.292 |
| Jawa Barat | 2.610 | 2.600 | 2.640 | 2.665 | 2.715 | 2.715 | 2.511 |
| Jawa Tengah | 2.106 | 2.138 | 2.164 | 2.321 | 2.345 | 2.317 | 2.111 |
| D. I. Yogyakarta | 2.150 | 2.150 | 2.150 | 2.088 | 2.150 | 2.088 | 2.116 |
| Jawa Timur | 2.575 | 2.608 | 2.653 | 2.735 | 2.770 | 2.815 | 2.563 |
| Banten | 4.119 | 4.123 | 4.179 | 4.251 | 4.244 | 4.223 | 3.937 |
| Bali | - | - | - | - | - | - | - |
| Nusa Tenggara Barat | 2.064 | 2.064 | 2.207 | 2.064 | 2.357 | 2.357 | 2.065 |
| Nusa Tenggara Timur | 2.500 | 2.500 | 2.500 | 2.500 | 2.500 | 2.500 | 2.479 |
| Kalimantan Barat | 3.500 | 3.500 | 3.500 | 3.500 | 3.500 | 3.500 | 3.500 |
| Kalimantan Tengah | 2.688 | 2.813 | 2.750 | 2.938 | 2.938 | 2.938 | 2.714 |
| Kalimantan Selatan | 2.167 | 2.167 | 2.167 | 2.167 | 2.167 | 2.167 | 2.167 |
| Kalimantan Timur | 4.429 | 4.429 | 4.571 | 4.571 | 4.643 | 5.071 | 4.333 |
| Sulawesi Utara | 5.250 | 5.250 | 5.250 | 5.250 | 5.250 | 5.250 | 5.021 |
| Sulawesi Tengah | - | - | - | - | - | - | - |
| Sulawesi Selatan | - | - | - | - | - | - | - |
| Sulawesi Tenggara | - | - | - | - | - | - | - |
| Gorontalo | - | - | - | - | - | - | - |
| Sulawesi Barat | - | - | - | - | - | - | - |
| Maluku | 4.000 | 4.000 | 4.000 | 4.000 | 4.000 | 4.000 | 3.750 |
| Maluku Utara | - | - | - | - | - | - | - |
| Papua Barat | 6.250 | 6.250 | 6.250 | 6.250 | 6.250 | 6.250 | 6.125 |
| Papua | 3.191 | 3.511 | 3.638 | 3.191 | 3.191 | 3.191 | 3.176 |
| Nasional | 3.206 | 3.226 | 3.260 | 3.261 | 3.288 | 3.308 | 3.160 |

Tabel 1.57
Harga Konsumen Perdesaan Kelompok Bahan Makanan, 2008
Minyak Kelapa (Rp/Kg)

| Provinsi | Januari | Februari | Maret | April | Mei | Juni |
|--------------------------|---------------|---------------|---------------|---------------|---------------|---------------|
| (1) | (2) | (3) | (4) | (5) | (6) | (7) |
| Nanggroe Aceh Darussalam | 10.625 | 11.375 | 12.750 | 12.000 | 12.000 | 12.000 |
| Sumatera Utara | 10.750 | 10.750 | 12.313 | 12.063 | 12.188 | 12.650 |
| Sumatera Barat | 10.667 | 10.667 | 11.000 | 11.333 | 11.333 | 11.833 |
| Riau | 10.000 | 10.000 | 10.500 | 11.000 | 10.750 | 10.750 |
| Jambi | 11.750 | 12.625 | 12.875 | 13.375 | 13.375 | 13.375 |
| Sumatera Selatan | 11.250 | 11.250 | 11.250 | 11.250 | 11.250 | 11.250 |
| Bengkulu | 9.333 | 9.833 | 9.833 | 9.833 | 9.833 | 13.667 |
| Lampung | 12.000 | 12.000 | 12.500 | 12.100 | 12.100 | 12.100 |
| Bangka Belitung | 8.000 | 8.000 | 8.000 | 8.250 | 8.167 | 9.250 |
| Kepulauan Riau | 9.500 | 9.500 | 9.500 | 10.500 | 11.000 | 11.500 |
| Jawa Barat | 10.650 | 11.083 | 12.167 | 12.500 | 12.333 | 12.417 |
| Jawa Tengah | 10.207 | 10.260 | 10.360 | 10.540 | 10.587 | 10.833 |
| D. I. Yogyakarta | 11.036 | 11.236 | 11.376 | 11.576 | 11.576 | 11.802 |
| Jawa Timur | 11.194 | 11.600 | 12.221 | 11.765 | 12.265 | 12.471 |
| Banten | 12.929 | 12.929 | 12.500 | 12.429 | 12.714 | 12.857 |
| Bali | 11.483 | 11.639 | 12.444 | 13.125 | 13.069 | 13.000 |
| Nusa Tenggara Barat | 11.250 | 12.000 | 11.750 | 12.000 | 12.833 | 12.500 |
| Nusa Tenggara Timur | 10.414 | 10.464 | 10.589 | 10.644 | 11.613 | 11.801 |
| Kalimantan Barat | 10.227 | 10.364 | 10.455 | 10.000 | 10.045 | 10.091 |
| Kalimantan Tengah | 10.100 | 10.350 | 10.450 | 11.250 | 11.650 | 11.900 |
| Kalimantan Selatan | 11.979 | 12.083 | 12.833 | 12.521 | 12.625 | 13.158 |
| Kalimantan Timur | 12.250 | 12.250 | 11.000 | 11.000 | 12.000 | 12.500 |
| Sulawesi Utara | 9.963 | 10.463 | 11.400 | 11.400 | 11.900 | 12.625 |
| Sulawesi Tengah | 9.272 | 9.554 | 8.635 | 9.018 | 9.412 | 10.294 |
| Sulawesi Selatan | 11.295 | 11.295 | 11.205 | 11.568 | 11.523 | 11.295 |
| Sulawesi Tenggara | 11.199 | 11.144 | 11.046 | 10.874 | 10.874 | 10.644 |
| Gorontalo | 11.167 | 11.389 | 12.289 | 12.111 | 12.389 | 12.389 |
| Sulawesi Barat | 11.750 | 12.083 | 12.650 | 13.000 | 13.250 | 13.688 |
| Maluku | 10.318 | 10.318 | 10.318 | 10.318 | 10.364 | 10.318 |
| Maluku Utara | 11.679 | 11.679 | 11.821 | 11.643 | 11.643 | 12.357 |
| Papua Barat | 10.000 | 10.000 | 10.000 | 10.000 | 12.500 | 15.000 |
| Papua | 10.944 | 11.167 | 11.500 | 11.222 | 11.444 | 12.000 |
| Nasional | 10.787 | 10.980 | 11.235 | 11.319 | 11.581 | 12.010 |

Tabel 1.57: Lanjutan

| Provinsi | Juli | Agustus | September | Oktober | November | Desember | Rata-rata |
|--------------------------|---------------|---------------|---------------|---------------|---------------|---------------|---------------|
| (1) | (8) | (9) | (10) | (11) | (12) | (13) | (14) |
| Nanggroe Aceh Darussalam | 13.000 | 13.000 | 13.500 | 13.500 | 10.500 | 11.000 | 12.104 |
| Sumatera Utara | 12.838 | 12.500 | 11.938 | 10.938 | 10.063 | 9.938 | 11.577 |
| Sumatera Barat | 11.500 | 11.333 | 9.667 | 9.000 | 8.167 | 7.833 | 10.361 |
| Riau | 10.750 | 11.250 | 12.500 | 10.000 | 11.500 | 11.000 | 10.833 |
| Jambi | 13.375 | 12.625 | 12.875 | 12.875 | 11.375 | 11.875 | 12.698 |
| Sumatera Selatan | 11.250 | 11.250 | 11.250 | 11.250 | 11.250 | 11.250 | 11.250 |
| Bengkulu | 13.667 | 13.667 | 13.667 | 13.000 | 13.000 | 13.000 | 11.861 |
| Lampung | 12.100 | 12.100 | 12.100 | 12.100 | 12.100 | 12.100 | 12.117 |
| Bangka Belitung | 9.250 | 9.000 | 9.167 | 9.167 | 8.833 | 8.583 | 8.639 |
| Kepulauan Riau | 11.500 | 11.500 | 11.500 | 10.000 | 9.500 | 9.500 | 10.417 |
| Jawa Barat | 12.417 | 12.417 | 12.250 | 12.000 | 11.417 | 11.583 | 11.936 |
| Jawa Tengah | 11.013 | 11.073 | 11.120 | 10.953 | 10.987 | 10.920 | 10.738 |
| D. I. Yogyakarta | 11.802 | 11.802 | 11.775 | 11.775 | 11.275 | 11.375 | 11.534 |
| Jawa Timur | 12.353 | 12.235 | 12.235 | 12.118 | 11.971 | 12.000 | 12.036 |
| Banten | 13.000 | 13.286 | 13.286 | 13.286 | 11.857 | 11.857 | 12.744 |
| Bali | 13.111 | 13.583 | 13.472 | 13.583 | 13.472 | 13.167 | 12.929 |
| Nusa Tenggara Barat | 12.500 | 12.250 | 12.250 | 12.250 | 12.083 | 12.083 | 12.146 |
| Nusa Tenggara Timur | 11.965 | 11.809 | 12.481 | 11.887 | 12.075 | 11.618 | 11.447 |
| Kalimantan Barat | 10.182 | 10.091 | 10.009 | 9.555 | 9.282 | 9.373 | 9.973 |
| Kalimantan Tengah | 11.750 | 11.650 | 11.650 | 11.450 | 10.950 | 11.250 | 11.200 |
| Kalimantan Selatan | 13.408 | 13.533 | 13.533 | 13.533 | 12.117 | 12.117 | 12.787 |
| Kalimantan Timur | 12.500 | 12.500 | 12.500 | 12.500 | 12.500 | 12.500 | 12.167 |
| Sulawesi Utara | 12.625 | 12.625 | 12.000 | 11.688 | 11.500 | 11.500 | 11.641 |
| Sulawesi Tengah | 10.265 | 10.353 | 10.147 | 9.676 | 9.235 | 9.147 | 9.584 |
| Sulawesi Selatan | 11.523 | 11.750 | 12.341 | 12.750 | 13.886 | 13.886 | 12.027 |
| Sulawesi Tenggara | 10.644 | 10.728 | 10.394 | 10.422 | 10.256 | 10.200 | 10.702 |
| Gorontalo | 12.433 | 12.056 | 11.833 | 11.722 | 11.389 | 11.389 | 11.880 |
| Sulawesi Barat | 13.792 | 14.260 | 14.302 | 14.135 | 11.917 | 11.292 | 13.010 |
| Maluku | 10.045 | 10.045 | 10.045 | 10.045 | 10.045 | 10.045 | 10.186 |
| Maluku Utara | 12.357 | 12.357 | 12.357 | 12.071 | 11.214 | 10.786 | 11.830 |
| Papua Barat | 15.000 | 15.000 | 15.000 | 15.000 | 15.000 | 15.000 | 13.125 |
| Papua | 11.667 | 12.333 | 12.333 | 13.222 | 13.222 | 13.000 | 12.005 |
| Nasional | 12.049 | 12.061 | 12.046 | 11.795 | 11.373 | 11.318 | 11.546 |

Tabel 1.58
Harga Konsumen Perdesaan Kelompok Bahan Makanan, 2008
Minyak Goreng (Rp/Liter)

| Provinsi | Januari | Februari | Maret | April | Mei | Juni |
|--------------------------|---------------|---------------|---------------|---------------|---------------|---------------|
| (1) | (2) | (3) | (4) | (5) | (6) | (7) |
| Nanggroe Aceh Darussalam | 11.357 | 11.738 | 13.000 | 12.810 | 12.690 | 12.595 |
| Sumatera Utara | 11.184 | 11.504 | 12.566 | 12.087 | 12.263 | 12.669 |
| Sumatera Barat | 12.005 | 12.243 | 12.876 | 13.055 | 13.186 | 13.198 |
| Riau | 12.536 | 12.821 | 13.321 | 13.482 | 13.536 | 13.714 |
| Jambi | 11.846 | 12.346 | 13.500 | 13.077 | 13.115 | 13.162 |
| Sumatera Selatan | 12.973 | 13.379 | 14.059 | 14.072 | 14.041 | 14.056 |
| Bengkulu | 11.392 | 11.554 | 12.954 | 12.929 | 12.929 | 12.721 |
| Lampung | 12.632 | 12.700 | 13.240 | 13.066 | 12.984 | 13.058 |
| Bangka Belitung | 12.199 | 12.417 | 12.417 | 12.872 | 13.071 | 13.365 |
| Kepulauan Riau | 12.750 | 13.446 | 13.728 | 13.965 | 13.852 | 14.011 |
| Jawa Barat | 11.446 | 11.671 | 12.388 | 12.036 | 12.200 | 12.357 |
| Jawa Tengah | 11.260 | 11.602 | 12.351 | 11.802 | 12.050 | 12.201 |
| D. I. Yogyakarta | 11.942 | 12.012 | 12.921 | 12.581 | 12.766 | 13.207 |
| Jawa Timur | 11.273 | 11.554 | 12.783 | 12.359 | 12.460 | 12.604 |
| Banten | 11.921 | 11.892 | 13.080 | 12.649 | 12.879 | 12.988 |
| Bali | 11.920 | 12.088 | 12.960 | 12.408 | 12.518 | 12.442 |
| Nusa Tenggara Barat | 12.490 | 12.656 | 13.198 | 13.083 | 13.313 | 13.313 |
| Nusa Tenggara Timur | 12.945 | 13.085 | 13.735 | 14.270 | 14.530 | 14.570 |
| Kalimantan Barat | 12.826 | 13.026 | 13.693 | 13.531 | 13.626 | 13.595 |
| Kalimantan Tengah | 13.268 | 13.422 | 13.576 | 13.709 | 13.779 | 13.965 |
| Kalimantan Selatan | 11.576 | 11.620 | 12.235 | 12.175 | 12.339 | 12.592 |
| Kalimantan Timur | 13.744 | 14.033 | 14.392 | 14.470 | 14.580 | 15.269 |
| Sulawesi Utara | 11.557 | 11.752 | 12.143 | 12.165 | 12.230 | 12.722 |
| Sulawesi Tengah | 11.147 | 11.028 | 11.627 | 12.051 | 12.205 | 12.684 |
| Sulawesi Selatan | 12.321 | 12.423 | 12.692 | 12.410 | 13.141 | 13.436 |
| Sulawesi Tenggara | 10.877 | 11.080 | 11.932 | 12.047 | 12.035 | 12.153 |
| Gorontalo | 10.450 | 10.641 | 11.818 | 11.018 | 11.076 | 12.000 |
| Sulawesi Barat | 12.166 | 12.005 | 12.533 | 13.201 | 13.103 | 13.168 |
| Maluku | 13.470 | 13.590 | 13.630 | 13.670 | 13.850 | 13.580 |
| Maluku Utara | 14.810 | 14.879 | 15.690 | 15.593 | 15.738 | 15.938 |
| Papua Barat | 14.125 | 14.272 | 14.265 | 14.824 | 15.735 | 16.000 |
| Papua | 14.193 | 14.352 | 14.523 | 14.795 | 14.818 | 15.273 |
| Nasional | 12.269 | 12.464 | 13.120 | 13.071 | 13.207 | 13.394 |

Tabel 1.58: Lanjutan

| Provinsi | Juli | Agustus | September | Oktober | November | Desember | Rata-rata |
|--------------------------|---------------|----------------|------------------|----------------|-----------------|-----------------|------------------|
| (1) | (8) | (9) | (10) | (11) | (12) | (13) | (14) |
| Nanggroe Aceh Darussalam | 12.952 | 12.595 | 12.238 | 12.119 | 10.810 | 10.881 | 12.149 |
| Sumatera Utara | 13.037 | 12.610 | 12.096 | 11.610 | 10.957 | 10.978 | 11.963 |
| Sumatera Barat | 13.169 | 13.100 | 12.690 | 11.912 | 11.257 | 11.245 | 12.495 |
| Riau | 13.768 | 13.964 | 13.786 | 13.107 | 12.714 | 12.536 | 13.274 |
| Jambi | 13.077 | 12.942 | 12.500 | 12.327 | 12.058 | 12.058 | 12.667 |
| Sumatera Selatan | 14.056 | 13.900 | 13.727 | 13.539 | 13.477 | 13.461 | 13.728 |
| Bengkulu | 12.933 | 12.933 | 12.038 | 11.529 | 11.083 | 11.000 | 12.166 |
| Lampung | 13.052 | 12.411 | 12.482 | 12.234 | 11.544 | 11.663 | 12.589 |
| Bangka Belitung | 13.350 | 13.350 | 13.181 | 13.064 | 13.064 | 12.725 | 12.923 |
| Kepulauan Riau | 14.098 | 14.098 | 13.783 | 13.348 | 12.957 | 12.761 | 13.566 |
| Jawa Barat | 12.267 | 12.027 | 11.924 | 11.630 | 10.909 | 10.951 | 11.817 |
| Jawa Tengah | 12.067 | 11.618 | 11.527 | 10.981 | 10.287 | 10.185 | 11.494 |
| D. I. Yogyakarta | 13.027 | 12.808 | 12.337 | 12.009 | 11.442 | 11.377 | 12.369 |
| Jawa Timur | 12.485 | 12.176 | 11.794 | 11.457 | 10.871 | 10.680 | 11.875 |
| Banten | 12.828 | 12.727 | 12.564 | 12.192 | 11.384 | 11.497 | 12.383 |
| Bali | 12.482 | 12.422 | 12.142 | 12.098 | 11.714 | 11.294 | 12.207 |
| Nusa Tenggara Barat | 13.354 | 13.271 | 13.125 | 12.917 | 12.354 | 12.396 | 12.956 |
| Nusa Tenggara Timur | 14.440 | 14.600 | 14.880 | 14.880 | 14.880 | 14.720 | 14.295 |
| Kalimantan Barat | 13.619 | 13.440 | 13.369 | 13.262 | 12.976 | 12.621 | 13.299 |
| Kalimantan Tengah | 14.047 | 13.994 | 14.203 | 14.145 | 13.471 | 13.628 | 13.767 |
| Kalimantan Selatan | 12.626 | 12.793 | 12.713 | 12.410 | 11.701 | 11.670 | 12.204 |
| Kalimantan Timur | 15.363 | 15.406 | 15.453 | 15.425 | 15.397 | 15.472 | 14.917 |
| Sulawesi Utara | 12.743 | 12.765 | 12.330 | 11.904 | 11.839 | 11.578 | 12.144 |
| Sulawesi Tengah | 12.829 | 12.968 | 12.753 | 12.463 | 12.253 | 12.200 | 12.184 |
| Sulawesi Selatan | 13.583 | 13.712 | 13.686 | 13.737 | 13.622 | 13.622 | 13.199 |
| Sulawesi Tenggara | 12.179 | 12.192 | 12.192 | 12.195 | 12.118 | 12.118 | 11.926 |
| Gorontalo | 11.676 | 11.324 | 11.029 | 10.294 | 9.882 | 9.971 | 10.932 |
| Sulawesi Barat | 13.255 | 13.402 | 13.435 | 13.326 | 13.152 | 12.696 | 12.954 |
| Maluku | 13.520 | 13.520 | 13.880 | 13.840 | 13.840 | 13.840 | 13.686 |
| Maluku Utara | 15.938 | 15.938 | 15.834 | 15.845 | 15.207 | 15.052 | 15.539 |
| Papua Barat | 16.000 | 15.971 | 15.912 | 15.912 | 15.618 | 15.676 | 15.359 |
| Papua | 15.773 | 15.909 | 15.864 | 15.955 | 16.034 | 15.909 | 15.283 |
| Nasional | 13.425 | 13.340 | 13.171 | 12.927 | 12.527 | 12.452 | 12.947 |

Tabel 1.59
Harga Konsumen Perdesaan Kelompok Bahan Makanan, 2008
Margarin (Rp/Sachet)

| Provinsi | Januari | Februari | Maret | April | Mei | Juni |
|--------------------------|--------------|--------------|--------------|--------------|--------------|--------------|
| (1) | (2) | (3) | (4) | (5) | (6) | (7) |
| Nanggroe Aceh Darussalam | 3.529 | 3.529 | 3.706 | 3.824 | 3.853 | 3.824 |
| Sumatera Utara | 3.920 | 4.020 | 3.892 | 3.912 | 4.004 | 4.120 |
| Sumatera Barat | 3.540 | 3.520 | 3.592 | 3.612 | 3.652 | 3.732 |
| Riau | 3.500 | 3.500 | 3.605 | 3.605 | 3.645 | 3.671 |
| Jambi | 3.688 | 3.906 | 3.969 | 3.844 | 4.000 | 4.000 |
| Sumatera Selatan | 3.943 | 3.955 | 3.977 | 3.977 | 4.045 | 4.182 |
| Bengkulu | 3.143 | 3.143 | 3.264 | 3.293 | 3.471 | 3.543 |
| Lampung | 2.936 | 3.031 | 3.122 | 3.194 | 3.250 | 3.472 |
| Bangka Belitung | 4.466 | 4.466 | 4.466 | 4.466 | 4.420 | 4.466 |
| Kepulauan Riau | 4.083 | 4.083 | 4.117 | 4.117 | 4.117 | 4.273 |
| Jawa Barat | 3.148 | 3.154 | 3.220 | 3.274 | 3.364 | 3.582 |
| Jawa Tengah | 3.278 | 3.273 | 3.284 | 3.350 | 3.480 | 3.590 |
| D. I. Yogyakarta | 3.505 | 3.480 | 3.620 | 3.673 | 3.753 | 4.050 |
| Jawa Timur | 3.495 | 3.505 | 3.597 | 3.676 | 3.817 | 4.025 |
| Banten | 3.300 | 3.258 | 3.294 | 3.365 | 3.406 | 3.573 |
| Bali | 3.231 | 3.256 | 3.288 | 3.294 | 3.419 | 3.488 |
| Nusa Tenggara Barat | 3.541 | 3.572 | 3.609 | 3.672 | 3.703 | 3.841 |
| Nusa Tenggara Timur | 3.619 | 3.738 | 3.762 | 3.952 | 4.095 | 4.119 |
| Kalimantan Barat | 4.046 | 4.193 | 4.119 | 4.043 | 4.043 | 4.043 |
| Kalimantan Tengah | 4.193 | 4.227 | 4.318 | 4.364 | 4.386 | 4.486 |
| Kalimantan Selatan | 3.846 | 3.865 | 3.962 | 3.962 | 3.992 | 4.115 |
| Kalimantan Timur | 3.767 | 3.767 | 3.713 | 3.697 | 3.763 | 4.187 |
| Sulawesi Utara | 4.407 | 4.507 | 4.640 | 4.687 | 4.787 | 4.920 |
| Sulawesi Tengah | 4.585 | 4.635 | 4.760 | 5.025 | 5.150 | 5.200 |
| Sulawesi Selatan | 3.443 | 3.300 | 3.324 | 3.467 | 3.443 | 3.752 |
| Sulawesi Tenggara | 4.018 | 4.245 | 4.291 | 4.268 | 4.314 | 4.405 |
| Gorontalo | 3.738 | 3.738 | 3.925 | 3.988 | 3.988 | 4.238 |
| Sulawesi Barat | 3.533 | 3.450 | 3.450 | 3.494 | 3.467 | 3.494 |
| Maluku | 5.528 | 5.528 | 5.528 | 5.528 | 5.528 | 5.528 |
| Maluku Utara | 4.577 | 4.654 | 4.731 | 4.885 | 4.885 | 5.192 |
| Papua Barat | 4.136 | 4.136 | 4.136 | 4.136 | 4.136 | 4.318 |
| Papua | 4.796 | 4.796 | 4.838 | 4.921 | 4.942 | 5.233 |
| Nasional | 3.827 | 3.857 | 3.910 | 3.955 | 4.010 | 4.146 |

Tabel 1.59: Lanjutan

| Provinsi | Juli | Agustus | September | Oktober | November | Desember | Rata-rata |
|--------------------------|--------------|--------------|--------------|--------------|--------------|--------------|--------------|
| (1) | (8) | (9) | (10) | (11) | (12) | (13) | (14) |
| Nanggroe Aceh Darussalam | 3.953 | 4.335 | 4.335 | 4.335 | 4.335 | 4.335 | 3.991 |
| Sumatera Utara | 4.110 | 4.110 | 4.102 | 4.102 | 4.004 | 4.084 | 4.032 |
| Sumatera Barat | 3.772 | 3.892 | 4.072 | 4.152 | 4.112 | 4.112 | 3.813 |
| Riau | 3.776 | 3.776 | 3.829 | 3.882 | 3.855 | 3.855 | 3.708 |
| Jambi | 4.031 | 4.031 | 4.406 | 4.500 | 4.625 | 4.625 | 4.135 |
| Sumatera Selatan | 4.182 | 4.295 | 4.386 | 4.386 | 4.386 | 4.432 | 4.179 |
| Bengkulu | 3.579 | 3.607 | 3.607 | 3.607 | 3.571 | 3.571 | 3.450 |
| Lampung | 3.472 | 3.639 | 3.556 | 3.667 | 3.806 | 3.833 | 3.415 |
| Bangka Belitung | 4.466 | 4.466 | 4.466 | 4.398 | 4.352 | 4.352 | 4.438 |
| Kepulauan Riau | 4.273 | 4.373 | 4.720 | 4.720 | 4.920 | 4.920 | 4.393 |
| Jawa Barat | 3.645 | 3.699 | 3.760 | 3.792 | 3.802 | 3.805 | 3.520 |
| Jawa Tengah | 3.636 | 3.654 | 3.733 | 3.818 | 3.861 | 3.885 | 3.570 |
| D. I. Yogyakarta | 4.090 | 4.065 | 4.115 | 4.115 | 4.115 | 4.115 | 3.891 |
| Jawa Timur | 4.074 | 4.163 | 4.265 | 4.333 | 4.306 | 4.307 | 3.963 |
| Banten | 3.610 | 3.771 | 3.804 | 3.917 | 3.979 | 4.042 | 3.610 |
| Bali | 3.613 | 3.581 | 3.581 | 3.613 | 3.613 | 3.613 | 3.466 |
| Nusa Tenggara Barat | 3.966 | 3.966 | 4.047 | 4.047 | 4.047 | 4.047 | 3.838 |
| Nusa Tenggara Timur | 4.119 | 4.119 | 4.119 | 4.119 | 4.119 | 4.119 | 4.000 |
| Kalimantan Barat | 4.078 | 4.109 | 4.147 | 4.232 | 4.306 | 4.303 | 4.138 |
| Kalimantan Tengah | 4.509 | 4.464 | 4.555 | 4.555 | 4.577 | 4.555 | 4.432 |
| Kalimantan Selatan | 4.308 | 4.319 | 4.281 | 4.300 | 4.300 | 4.435 | 4.140 |
| Kalimantan Timur | 4.187 | 4.287 | 4.320 | 4.320 | 4.353 | 4.353 | 4.059 |
| Sulawesi Utara | 4.920 | 4.987 | 4.987 | 4.987 | 4.987 | 4.843 | 4.805 |
| Sulawesi Tengah | 5.350 | 5.350 | 5.375 | 5.438 | 5.438 | 5.463 | 5.147 |
| Sulawesi Selatan | 3.800 | 3.776 | 3.990 | 4.014 | 4.131 | 4.131 | 3.714 |
| Sulawesi Tenggara | 4.405 | 4.427 | 4.450 | 4.450 | 4.450 | 4.518 | 4.353 |
| Gorontalo | 4.238 | 4.113 | 4.113 | 4.206 | 4.206 | 4.206 | 4.058 |
| Sulawesi Barat | 3.467 | 3.494 | 3.578 | 3.744 | 3.717 | 3.717 | 3.550 |
| Maluku | 5.583 | 5.583 | 5.639 | 5.667 | 5.667 | 5.694 | 5.583 |
| Maluku Utara | 5.192 | 5.192 | 5.192 | 5.192 | 5.192 | 5.192 | 5.006 |
| Papua Barat | 4.409 | 4.636 | 4.636 | 4.636 | 4.636 | 4.636 | 4.383 |
| Papua | 5.233 | 5.254 | 5.296 | 5.379 | 5.400 | 5.400 | 5.124 |
| Nasional | 4.189 | 4.235 | 4.296 | 4.332 | 4.349 | 4.359 | 4.122 |

Tabel 1.60
Harga Konsumen Perdesaan Kelompok Bahan Makanan, 2008
Kelapa Tua (Rp/Butir)

| Provinsi | Januari | Februari | Maret | April | Mei | Juni |
|--------------------------|--------------|--------------|--------------|--------------|--------------|--------------|
| (1) | (2) | (3) | (4) | (5) | (6) | (7) |
| Nanggroe Aceh Darussalam | 1.300 | 1.389 | 1.611 | 1.667 | 1.667 | 1.722 |
| Sumatera Utara | 2.133 | 2.106 | 2.217 | 2.194 | 2.239 | 2.239 |
| Sumatera Barat | 1.650 | 1.775 | 1.825 | 2.041 | 2.056 | 2.075 |
| Riau | 1.667 | 1.667 | 1.833 | 1.833 | 1.933 | 1.975 |
| Jambi | 2.245 | 2.245 | 2.245 | 2.291 | 2.336 | 2.336 |
| Sumatera Selatan | 2.000 | 2.000 | 2.045 | 2.182 | 2.182 | 2.227 |
| Bengkulu | 1.420 | 1.500 | 1.500 | 1.720 | 1.800 | 1.900 |
| Lampung | 1.627 | 1.627 | 1.700 | 1.882 | 2.064 | 2.064 |
| Bangka Belitung | 2.700 | 2.700 | 2.750 | 3.000 | 3.150 | 3.450 |
| Kepulauan Riau | 1.500 | 1.643 | 1.643 | 1.743 | 1.750 | 1.857 |
| Jawa Barat | 2.280 | 2.283 | 2.328 | 2.366 | 2.452 | 2.565 |
| Jawa Tengah | 2.804 | 2.792 | 2.801 | 2.871 | 2.937 | 3.007 |
| D. I. Yogyakarta | 2.662 | 2.600 | 2.485 | 2.550 | 2.592 | 2.938 |
| Jawa Timur | 3.074 | 3.112 | 3.159 | 3.157 | 3.171 | 3.300 |
| Banten | 2.023 | 1.985 | 2.038 | 2.115 | 2.308 | 2.308 |
| Bali | 2.269 | 2.313 | 2.681 | 2.475 | 2.475 | 2.531 |
| Nusa Tenggara Barat | 1.890 | 1.890 | 1.970 | 2.070 | 2.420 | 2.370 |
| Nusa Tenggara Timur | 1.219 | 1.250 | 1.188 | 1.188 | 1.250 | 1.313 |
| Kalimantan Barat | 1.992 | 2.083 | 2.208 | 2.225 | 2.183 | 2.267 |
| Kalimantan Tengah | 2.621 | 2.586 | 2.607 | 2.643 | 2.821 | 2.857 |
| Kalimantan Selatan | 2.800 | 3.022 | 3.161 | 3.289 | 3.389 | 3.472 |
| Kalimantan Timur | 3.000 | 3.167 | 3.444 | 4.167 | 4.167 | 4.278 |
| Sulawesi Utara | 1.550 | 1.500 | 1.550 | 1.550 | 1.550 | 1.950 |
| Sulawesi Tengah | 1.363 | 1.391 | 1.447 | 1.413 | 1.502 | 1.683 |
| Sulawesi Selatan | 1.781 | 1.835 | 1.835 | 1.969 | 2.162 | 2.354 |
| Sulawesi Tenggara | 1.511 | 1.484 | 1.511 | 1.511 | 1.458 | 1.537 |
| Gorontalo | 1.333 | 1.333 | 1.389 | 1.389 | 1.389 | 1.389 |
| Sulawesi Barat | 1.242 | 1.383 | 1.471 | 1.500 | 1.538 | 1.596 |
| Maluku | 1.273 | 1.273 | 1.273 | 1.273 | 1.364 | 1.455 |
| Maluku Utara | 1.357 | 1.429 | 1.500 | 1.714 | 1.714 | 1.714 |
| Papua Barat | 2.071 | 2.071 | 2.357 | 2.357 | 2.429 | 2.286 |
| Papua | 1.600 | 1.850 | 1.850 | 1.850 | 2.000 | 2.050 |
| Nasional | 1.936 | 1.978 | 2.051 | 2.131 | 2.201 | 2.283 |

Tabel 1.60: Lanjutan

| Provinsi | Juli | Agustus | September | Oktober | November | Desember | Rata-rata |
|--------------------------|--------------|----------------|------------------|----------------|-----------------|-----------------|------------------|
| (1) | (8) | (9) | (10) | (11) | (12) | (13) | (14) |
| Nanggroe Aceh Darussalam | 1.778 | 1.778 | 1.889 | 1.944 | 2.000 | 2.000 | 1.729 |
| Sumatera Utara | 2.389 | 2.444 | 2.500 | 2.528 | 2.500 | 2.500 | 2.332 |
| Sumatera Barat | 2.150 | 2.228 | 2.275 | 2.369 | 2.306 | 2.244 | 2.083 |
| Riau | 2.075 | 2.125 | 2.192 | 2.125 | 2.083 | 2.083 | 1.966 |
| Jambi | 2.336 | 2.336 | 2.518 | 2.655 | 2.609 | 2.655 | 2.401 |
| Sumatera Selatan | 2.409 | 2.500 | 2.636 | 2.591 | 2.545 | 2.500 | 2.318 |
| Bengkulu | 1.900 | 1.950 | 1.950 | 1.875 | 1.900 | 1.800 | 1.768 |
| Lampung | 2.109 | 2.109 | 2.109 | 2.018 | 1.745 | 1.882 | 1.911 |
| Bangka Belitung | 3.650 | 3.650 | 3.450 | 3.550 | 4.050 | 3.850 | 3.329 |
| Kepulauan Riau | 1.929 | 1.929 | 1.929 | 1.929 | 2.000 | 2.000 | 1.821 |
| Jawa Barat | 2.598 | 2.633 | 2.689 | 2.689 | 2.772 | 2.772 | 2.536 |
| Jawa Tengah | 3.085 | 3.125 | 3.222 | 3.305 | 3.248 | 3.182 | 3.031 |
| D. I. Yogyakarta | 3.169 | 3.169 | 3.377 | 3.385 | 3.312 | 3.173 | 2.951 |
| Jawa Timur | 3.457 | 3.548 | 4.004 | 4.179 | 3.950 | 3.737 | 3.487 |
| Banten | 2.346 | 2.462 | 2.500 | 2.462 | 2.346 | 2.385 | 2.273 |
| Bali | 2.550 | 2.706 | 2.788 | 2.756 | 3.013 | 3.006 | 2.630 |
| Nusa Tenggara Barat | 2.450 | 2.650 | 2.770 | 3.050 | 3.050 | 3.030 | 2.468 |
| Nusa Tenggara Timur | 1.344 | 1.375 | 1.406 | 1.469 | 1.406 | 1.500 | 1.326 |
| Kalimantan Barat | 2.392 | 2.267 | 2.267 | 2.183 | 2.183 | 2.183 | 2.203 |
| Kalimantan Tengah | 2.821 | 2.643 | 2.643 | 2.679 | 2.643 | 2.679 | 2.687 |
| Kalimantan Selatan | 3.472 | 3.306 | 3.250 | 3.083 | 2.972 | 2.972 | 3.182 |
| Kalimantan Timur | 4.333 | 4.333 | 4.444 | 4.444 | 4.444 | 4.444 | 4.056 |
| Sulawesi Utara | 2.050 | 2.050 | 2.050 | 2.100 | 2.000 | 2.000 | 1.825 |
| Sulawesi Tengah | 1.683 | 1.669 | 1.669 | 1.752 | 1.627 | 1.610 | 1.567 |
| Sulawesi Selatan | 2.223 | 2.300 | 2.338 | 2.338 | 2.346 | 2.346 | 2.152 |
| Sulawesi Tenggara | 1.563 | 1.563 | 1.589 | 1.642 | 1.616 | 1.563 | 1.546 |
| Gorontalo | 1.444 | 1.444 | 1.444 | 1.444 | 1.500 | 1.500 | 1.417 |
| Sulawesi Barat | 1.596 | 1.596 | 1.700 | 1.679 | 1.533 | 1.550 | 1.532 |
| Maluku | 1.455 | 1.545 | 1.591 | 1.591 | 1.591 | 1.591 | 1.439 |
| Maluku Utara | 1.714 | 1.714 | 1.714 | 1.714 | 1.714 | 1.714 | 1.643 |
| Papua Barat | 2.286 | 2.286 | 2.286 | 2.286 | 2.286 | 2.714 | 2.310 |
| Papua | 2.050 | 2.050 | 2.050 | 2.050 | 2.050 | 2.050 | 1.958 |
| Nasional | 2.338 | 2.359 | 2.414 | 2.433 | 2.417 | 2.413 | 2.246 |

Tabel 1.61
Harga Konsumen Perdesaan Kelompok Bahan Makanan, 2008
Kangkung (Rp/Kg)

| Provinsi | Januari | Februari | Maret | April | Mei | Juni |
|--------------------------|--------------|--------------|--------------|--------------|--------------|--------------|
| (1) | (2) | (3) | (4) | (5) | (6) | (7) |
| Nanggroe Aceh Darussalam | 4.682 | 5.136 | 5.136 | 5.136 | 5.227 | 5.227 |
| Sumatera Utara | 2.532 | 2.462 | 2.585 | 2.615 | 2.559 | 2.629 |
| Sumatera Barat | 2.524 | 2.582 | 2.582 | 2.906 | 2.935 | 3.047 |
| Riau | 3.979 | 3.907 | 3.943 | 3.943 | 4.014 | 4.014 |
| Jambi | 3.300 | 3.800 | 3.817 | 3.667 | 3.750 | 3.813 |
| Sumatera Selatan | 2.657 | 2.693 | 2.693 | 2.729 | 2.800 | 3.086 |
| Bengkulu | 2.015 | 2.115 | 2.269 | 2.231 | 2.269 | 2.385 |
| Lampung | 2.220 | 2.140 | 2.170 | 2.240 | 2.650 | 2.770 |
| Bangka Belitung | 4.550 | 4.750 | 4.850 | 5.050 | 5.100 | 5.400 |
| Kepulauan Riau | 3.400 | 3.900 | 3.900 | 3.500 | 4.200 | 4.800 |
| Jawa Barat | 2.238 | 2.219 | 2.370 | 2.372 | 2.442 | 2.442 |
| Jawa Tengah | 1.551 | 1.571 | 1.645 | 1.714 | 1.743 | 1.692 |
| D. I. Yogyakarta | 1.913 | 2.027 | 1.977 | 2.100 | 2.073 | 1.927 |
| Jawa Timur | 1.538 | 1.568 | 1.605 | 1.651 | 1.694 | 1.700 |
| Banten | 2.125 | 2.182 | 2.254 | 2.361 | 2.361 | 2.504 |
| Bali | 1.818 | 1.835 | 1.824 | 1.853 | 1.953 | 1.982 |
| Nusa Tenggara Barat | 1.958 | 2.000 | 1.750 | 1.725 | 1.850 | 2.313 |
| Nusa Tenggara Timur | 2.893 | 2.893 | 2.893 | 2.964 | 3.107 | 3.179 |
| Kalimantan Barat | 4.000 | 4.000 | 4.289 | 4.342 | 4.421 | 4.711 |
| Kalimantan Tengah | 4.250 | 4.250 | 4.500 | 4.500 | 4.750 | 4.571 |
| Kalimantan Selatan | 3.133 | 3.133 | 3.187 | 3.053 | 3.187 | 3.287 |
| Kalimantan Timur | 4.889 | 4.889 | 5.056 | 5.100 | 5.100 | 5.267 |
| Sulawesi Utara | 2.556 | 2.744 | 2.722 | 2.822 | 2.822 | 2.878 |
| Sulawesi Tengah | 2.897 | 2.897 | 3.008 | 3.022 | 2.994 | 3.067 |
| Sulawesi Selatan | 2.500 | 2.446 | 2.692 | 2.731 | 2.462 | 2.500 |
| Sulawesi Tenggara | 3.367 | 3.367 | 3.233 | 3.315 | 3.405 | 3.363 |
| Gorontalo | 2.500 | 2.556 | 2.583 | 2.639 | 2.528 | 2.528 |
| Sulawesi Barat | 3.338 | 3.296 | 3.358 | 3.921 | 3.629 | 3.546 |
| Maluku | 5.396 | 5.629 | 5.629 | 5.383 | 6.054 | 6.584 |
| Maluku Utara | 6.707 | 6.798 | 6.798 | 7.136 | 7.136 | 7.364 |
| Papua Barat | 6.000 | 6.000 | 6.000 | 6.571 | 7.429 | 8.071 |
| Papua | 5.600 | 5.833 | 6.433 | 6.600 | 6.600 | 6.667 |
| Nasional | 3.282 | 3.363 | 3.430 | 3.497 | 3.601 | 3.728 |

Tabel 1.61: Lanjutan

| Provinsi | Juli | Agustus | September | Oktober | November | Desember | Rata-rata |
|--------------------------|--------------|----------------|------------------|----------------|-----------------|-----------------|------------------|
| (1) | (8) | (9) | (10) | (11) | (12) | (13) | (14) |
| Nanggroe Aceh Darussalam | 5.364 | 5.364 | 5.136 | 5.045 | 5.136 | 5.136 | 5.144 |
| Sumatera Utara | 2.847 | 2.876 | 2.847 | 2.871 | 2.929 | 2.988 | 2.728 |
| Sumatera Barat | 3.053 | 3.141 | 3.141 | 3.141 | 3.112 | 3.100 | 2.939 |
| Riau | 4.300 | 4.407 | 4.514 | 4.479 | 4.514 | 4.621 | 4.220 |
| Jambi | 4.188 | 4.188 | 3.958 | 3.750 | 3.958 | 3.792 | 3.832 |
| Sumatera Selatan | 3.179 | 3.107 | 3.036 | 3.036 | 3.071 | 3.107 | 2.933 |
| Bengkulu | 2.769 | 2.885 | 2.885 | 2.885 | 2.885 | 2.923 | 2.543 |
| Lampung | 2.970 | 3.020 | 3.100 | 3.030 | 2.880 | 3.070 | 2.688 |
| Bangka Belitung | 5.550 | 5.800 | 5.750 | 5.750 | 5.350 | 5.200 | 5.258 |
| Kepulauan Riau | 4.400 | 4.600 | 4.800 | 5.600 | 5.800 | 6.000 | 4.575 |
| Jawa Barat | 2.498 | 2.550 | 2.627 | 2.587 | 2.558 | 2.658 | 2.463 |
| Jawa Tengah | 1.786 | 1.777 | 1.839 | 1.805 | 1.783 | 1.773 | 1.723 |
| D. I. Yogyakarta | 1.980 | 2.113 | 2.040 | 1.847 | 1.807 | 1.907 | 1.976 |
| Jawa Timur | 1.748 | 1.747 | 1.741 | 1.719 | 1.686 | 1.665 | 1.672 |
| Banten | 2.539 | 2.432 | 2.432 | 2.468 | 2.396 | 2.396 | 2.371 |
| Bali | 2.006 | 2.124 | 2.176 | 2.088 | 1.941 | 1.956 | 1.963 |
| Nusa Tenggara Barat | 2.563 | 2.588 | 2.900 | 3.050 | 2.633 | 2.575 | 2.325 |
| Nusa Tenggara Timur | 3.364 | 3.436 | 3.364 | 3.436 | 3.464 | 3.500 | 3.208 |
| Kalimantan Barat | 4.816 | 4.895 | 5.105 | 4.632 | 4.632 | 4.684 | 4.544 |
| Kalimantan Tengah | 4.893 | 4.857 | 4.821 | 4.750 | 4.786 | 4.786 | 4.643 |
| Kalimantan Selatan | 3.287 | 3.253 | 3.253 | 3.353 | 3.353 | 3.353 | 3.236 |
| Kalimantan Timur | 5.378 | 5.522 | 5.667 | 5.722 | 5.644 | 5.700 | 5.328 |
| Sulawesi Utara | 2.878 | 2.933 | 2.933 | 2.933 | 2.933 | 2.933 | 2.841 |
| Sulawesi Tengah | 3.328 | 3.356 | 3.317 | 3.389 | 3.444 | 3.472 | 3.183 |
| Sulawesi Selatan | 2.500 | 2.500 | 2.538 | 2.577 | 2.577 | 2.500 | 2.544 |
| Sulawesi Tenggara | 3.378 | 3.378 | 3.521 | 3.485 | 3.473 | 3.473 | 3.396 |
| Gorontalo | 2.672 | 2.620 | 2.583 | 2.583 | 2.583 | 2.806 | 2.598 |
| Sulawesi Barat | 3.479 | 3.396 | 3.521 | 3.579 | 3.479 | 3.479 | 3.502 |
| Maluku | 6.743 | 7.084 | 7.884 | 7.493 | 7.434 | 7.509 | 6.568 |
| Maluku Utara | 7.364 | 7.364 | 7.273 | 7.273 | 7.273 | 7.273 | 7.146 |
| Papua Barat | 8.071 | 8.143 | 8.857 | 8.643 | 8.643 | 8.786 | 7.601 |
| Papua | 7.267 | 7.267 | 6.667 | 6.533 | 6.733 | 6.600 | 6.567 |
| Nasional | 3.849 | 3.898 | 3.945 | 3.923 | 3.903 | 3.929 | 3.696 |

Tabel 1.62
Harga Konsumen Perdesaan Kelompok Bahan Makanan, 2008
Bayam (Rp/Kg)

| Provinsi | Januari | Februari | Maret | April | Mei | Juni |
|--------------------------|--------------|--------------|--------------|--------------|--------------|--------------|
| (1) | (2) | (3) | (4) | (5) | (6) | (7) |
| Nanggroe Aceh Darussalam | 5.150 | 5.450 | 5.450 | 5.350 | 5.450 | 5.550 |
| Sumatera Utara | 3.289 | 3.333 | 3.339 | 3.350 | 3.267 | 3.422 |
| Sumatera Barat | 3.153 | 3.271 | 3.318 | 3.435 | 3.641 | 3.759 |
| Riau | 4.750 | 4.679 | 4.714 | 4.714 | 4.464 | 4.750 |
| Jambi | 3.833 | 4.042 | 4.417 | 4.708 | 5.125 | 5.250 |
| Sumatera Selatan | 3.229 | 3.264 | 3.193 | 3.300 | 3.443 | 3.407 |
| Bengkulu | 2.292 | 2.583 | 2.625 | 2.542 | 2.583 | 2.708 |
| Lampung | 2.370 | 2.320 | 2.340 | 2.480 | 2.610 | 2.740 |
| Bangka Belitung | 5.357 | 5.214 | 5.214 | 5.214 | 5.286 | 5.571 |
| Kepulauan Riau | 6.200 | 6.200 | 6.200 | 5.600 | 6.600 | 6.300 |
| Jawa Barat | 2.513 | 2.546 | 2.637 | 2.739 | 2.757 | 2.743 |
| Jawa Tengah | 1.833 | 1.848 | 1.907 | 1.991 | 2.003 | 1.993 |
| D. I. Yogyakarta | 1.813 | 1.880 | 1.933 | 1.980 | 1.973 | 1.773 |
| Jawa Timur | 1.876 | 1.903 | 1.922 | 2.066 | 1.967 | 2.084 |
| Banten | 2.482 | 2.536 | 2.627 | 2.809 | 2.809 | 2.900 |
| Bali | 1.780 | 1.800 | 1.753 | 1.953 | 2.060 | 2.127 |
| Nusa Tenggara Barat | 2.014 | 2.014 | 1.991 | 1.991 | 2.045 | 2.164 |
| Nusa Tenggara Timur | 3.607 | 3.607 | 3.607 | 3.786 | 3.779 | 3.850 |
| Kalimantan Barat | 5.750 | 5.781 | 5.875 | 5.938 | 6.000 | 6.344 |
| Kalimantan Tengah | 4.964 | 4.843 | 5.086 | 5.086 | 5.300 | 5.086 |
| Kalimantan Selatan | 4.869 | 4.869 | 4.963 | 4.963 | 4.963 | 5.306 |
| Kalimantan Timur | 5.450 | 5.450 | 5.550 | 5.590 | 5.590 | 6.020 |
| Sulawesi Utara | 3.088 | 3.538 | 3.538 | 3.650 | 3.656 | 4.156 |
| Sulawesi Tengah | 3.632 | 3.574 | 3.650 | 3.588 | 3.588 | 3.724 |
| Sulawesi Selatan | 3.111 | 3.111 | 3.688 | 3.688 | 3.500 | 3.750 |
| Sulawesi Tenggara | 4.207 | 4.202 | 4.088 | 4.029 | 3.985 | 4.284 |
| Gorontalo | 3.331 | 3.386 | 3.303 | 3.303 | 3.081 | 3.247 |
| Sulawesi Barat | 3.500 | 3.795 | 4.250 | 4.364 | 4.500 | 4.864 |
| Maluku | 6.643 | 6.533 | 6.533 | 7.220 | 7.446 | 6.046 |
| Maluku Utara | 7.083 | 7.194 | 7.361 | 7.750 | 7.750 | 7.778 |
| Papua Barat | 7.500 | 7.500 | 7.643 | 7.714 | 8.000 | 8.357 |
| Papua | 6.833 | 7.200 | 7.533 | 7.733 | 7.800 | 8.167 |
| Nasional | 3.984 | 4.046 | 4.133 | 4.207 | 4.282 | 4.382 |

Tabel 1.62: Lanjutan

| Provinsi | Juli | Agustus | September | Oktober | November | Desember | Rata-rata |
|--------------------------|--------------|----------------|------------------|----------------|-----------------|-----------------|------------------|
| (1) | (8) | (9) | (10) | (11) | (12) | (13) | (14) |
| Nanggroe Aceh Darussalam | 5.350 | 5.350 | 5.350 | 5.350 | 5.350 | 5.350 | 5.375 |
| Sumatera Utara | 3.472 | 3.433 | 3.350 | 3.489 | 3.517 | 3.628 | 3.407 |
| Sumatera Barat | 3.759 | 3.935 | 3.994 | 4.053 | 4.024 | 4.029 | 3.698 |
| Riau | 5.107 | 5.393 | 5.393 | 5.286 | 5.500 | 5.571 | 5.027 |
| Jambi | 5.250 | 5.250 | 5.250 | 5.083 | 5.208 | 5.208 | 4.885 |
| Sumatera Selatan | 3.571 | 3.679 | 3.750 | 3.679 | 3.929 | 3.929 | 3.531 |
| Bengkulu | 2.875 | 3.000 | 3.000 | 3.000 | 3.000 | 3.167 | 2.781 |
| Lampung | 2.880 | 3.050 | 3.040 | 3.090 | 2.960 | 3.100 | 2.748 |
| Bangka Belitung | 5.857 | 5.857 | 5.857 | 5.786 | 5.500 | 5.500 | 5.518 |
| Kepulauan Riau | 6.300 | 6.300 | 6.900 | 6.900 | 6.600 | 6.600 | 6.392 |
| Jawa Barat | 2.830 | 2.842 | 3.032 | 2.986 | 2.995 | 3.047 | 2.806 |
| Jawa Tengah | 2.054 | 2.064 | 2.118 | 2.070 | 2.062 | 2.021 | 1.997 |
| D. I. Yogyakarta | 1.860 | 1.887 | 1.820 | 1.800 | 1.760 | 1.960 | 1.870 |
| Jawa Timur | 2.151 | 2.147 | 2.142 | 2.128 | 2.099 | 2.057 | 2.045 |
| Banten | 2.873 | 2.873 | 2.873 | 2.845 | 2.709 | 2.800 | 2.761 |
| Bali | 2.207 | 2.260 | 2.367 | 2.267 | 2.133 | 2.200 | 2.076 |
| Nusa Tenggara Barat | 2.573 | 2.618 | 2.709 | 2.818 | 2.818 | 2.727 | 2.373 |
| Nusa Tenggara Timur | 4.057 | 4.129 | 4.057 | 4.129 | 4.114 | 4.114 | 3.903 |
| Kalimantan Barat | 6.500 | 6.563 | 6.844 | 6.875 | 6.875 | 6.938 | 6.357 |
| Kalimantan Tengah | 5.157 | 5.121 | 5.264 | 5.264 | 5.229 | 5.586 | 5.165 |
| Kalimantan Selatan | 5.281 | 5.375 | 5.500 | 5.578 | 5.578 | 5.609 | 5.238 |
| Kalimantan Timur | 6.120 | 6.220 | 6.250 | 6.300 | 6.250 | 6.200 | 5.916 |
| Sulawesi Utara | 4.219 | 4.656 | 4.656 | 4.906 | 4.906 | 4.906 | 4.156 |
| Sulawesi Tengah | 3.824 | 4.000 | 4.071 | 4.118 | 4.176 | 4.088 | 3.836 |
| Sulawesi Selatan | 3.750 | 3.750 | 4.188 | 4.063 | 4.125 | 3.938 | 3.722 |
| Sulawesi Tenggara | 4.261 | 4.284 | 4.352 | 4.364 | 4.398 | 4.443 | 4.241 |
| Gorontalo | 3.247 | 3.331 | 3.331 | 3.331 | 3.331 | 3.386 | 3.301 |
| Sulawesi Barat | 4.795 | 4.682 | 4.818 | 4.773 | 4.682 | 4.682 | 4.475 |
| Maluku | 6.896 | 6.896 | 7.596 | 7.196 | 6.496 | 6.396 | 6.825 |
| Maluku Utara | 7.778 | 7.778 | 7.778 | 7.778 | 7.778 | 7.889 | 7.641 |
| Papua Barat | 8.643 | 9.000 | 9.000 | 8.571 | 8.571 | 8.571 | 8.256 |
| Papua | 9.267 | 9.200 | 8.800 | 8.533 | 9.000 | 8.733 | 8.233 |
| Nasional | 4.524 | 4.591 | 4.670 | 4.638 | 4.615 | 4.637 | 4.392 |

Tabel 1.63
Harga Konsumen Perdesaan Kelompok Bahan Makanan, 2008
Kubis/Kol (Rp/Kg)

| Provinsi | Januari | Februari | Maret | April | Mei | Juni |
|--------------------------|--------------|--------------|--------------|--------------|--------------|--------------|
| (1) | (2) | (3) | (4) | (5) | (6) | (7) |
| Nanggroe Aceh Darussalam | 3.571 | 3.571 | 3.571 | 3.571 | 3.464 | 3.536 |
| Sumatera Utara | 3.238 | 3.271 | 3.338 | 3.317 | 3.108 | 3.088 |
| Sumatera Barat | 2.588 | 2.556 | 2.369 | 2.463 | 2.369 | 2.369 |
| Riau | 3.885 | 3.885 | 3.731 | 3.731 | 3.731 | 3.808 |
| Jambi | 2.624 | 2.818 | 2.671 | 2.788 | 2.729 | 2.794 |
| Sumatera Selatan | 3.355 | 3.377 | 3.309 | 3.241 | 3.355 | 3.559 |
| Bengkulu | 2.632 | 2.974 | 2.895 | 2.816 | 2.921 | 3.105 |
| Lampung | 3.429 | 3.393 | 3.000 | 3.000 | 3.429 | 3.643 |
| Bangka Belitung | 6.647 | 6.647 | 6.765 | 6.765 | 6.912 | 6.882 |
| Kepulauan Riau | 6.500 | 6.500 | 6.571 | 6.571 | 6.321 | 6.393 |
| Jawa Barat | 2.930 | 2.884 | 2.604 | 2.648 | 2.776 | 2.861 |
| Jawa Tengah | 2.303 | 1.961 | 1.793 | 1.798 | 1.916 | 1.841 |
| D. I. Yogyakarta | 2.138 | 2.226 | 2.065 | 2.065 | 2.297 | 2.179 |
| Jawa Timur | 3.179 | 2.725 | 2.509 | 2.476 | 2.539 | 2.470 |
| Banten | 3.425 | 3.425 | 3.394 | 3.297 | 3.359 | 3.328 |
| Bali | 3.039 | 2.947 | 2.616 | 2.500 | 2.553 | 2.605 |
| Nusa Tenggara Barat | 3.063 | 3.063 | 2.938 | 3.000 | 3.125 | 3.000 |
| Nusa Tenggara Timur | 3.056 | 3.167 | 3.111 | 3.111 | 3.111 | 3.111 |
| Kalimantan Barat | 7.528 | 7.417 | 7.417 | 7.361 | 7.333 | 7.333 |
| Kalimantan Tengah | 6.900 | 6.800 | 6.833 | 7.033 | 7.833 | 7.967 |
| Kalimantan Selatan | 6.639 | 6.389 | 6.778 | 6.250 | 6.417 | 6.444 |
| Kalimantan Timur | 7.750 | 7.750 | 7.750 | 7.875 | 7.875 | 8.483 |
| Sulawesi Utara | 3.192 | 3.154 | 3.571 | 3.738 | 3.700 | 3.867 |
| Sulawesi Tengah | 4.750 | 4.762 | 4.659 | 4.821 | 4.776 | 4.676 |
| Sulawesi Selatan | 3.364 | 3.364 | 3.364 | 3.364 | 3.364 | 3.045 |
| Sulawesi Tenggara | 4.819 | 4.789 | 4.848 | 4.672 | 4.848 | 4.824 |
| Gorontalo | 3.368 | 3.459 | 3.550 | 3.550 | 3.532 | 3.442 |
| Sulawesi Barat | 5.031 | 4.875 | 4.875 | 4.813 | 4.625 | 4.594 |
| Maluku | 9.875 | 9.875 | 9.875 | 9.875 | 10.000 | 9.625 |
| Maluku Utara | 8.000 | 8.000 | 7.833 | 7.833 | 7.833 | 7.917 |
| Papua Barat | 9.500 | 9.667 | 9.833 | 9.833 | 9.417 | 9.417 |
| Papua | 7.567 | 7.600 | 7.600 | 7.600 | 7.733 | 7.867 |
| Nasional | 4.684 | 4.665 | 4.626 | 4.618 | 4.666 | 4.690 |

Tabel 1.63: Lanjutan

| Provinsi | Juli | Agustus | September | Oktober | November | Desember | Rata-rata |
|--------------------------|--------------|----------------|------------------|----------------|-----------------|-----------------|------------------|
| (1) | (8) | (9) | (10) | (11) | (12) | (13) | (14) |
| Nanggroe Aceh Darussalam | 3.714 | 3.929 | 3.714 | 3.750 | 4.179 | 4.107 | 3.723 |
| Sumatera Utara | 3.192 | 3.150 | 3.179 | 3.254 | 3.379 | 3.504 | 3.251 |
| Sumatera Barat | 2.463 | 2.650 | 2.431 | 2.588 | 2.619 | 2.500 | 2.497 |
| Riau | 3.846 | 3.962 | 4.077 | 4.000 | 4.058 | 4.135 | 3.904 |
| Jambi | 2.794 | 2.982 | 3.276 | 3.276 | 3.335 | 3.306 | 2.950 |
| Sumatera Selatan | 3.650 | 3.786 | 3.832 | 3.764 | 3.886 | 3.795 | 3.576 |
| Bengkulu | 3.447 | 3.526 | 3.500 | 3.211 | 3.184 | 3.026 | 3.103 |
| Lampung | 3.643 | 3.714 | 3.857 | 3.893 | 3.679 | 3.607 | 3.524 |
| Bangka Belitung | 6.941 | 7.000 | 7.059 | 7.059 | 6.765 | 6.853 | 6.858 |
| Kepulauan Riau | 6.393 | 6.393 | 6.486 | 6.486 | 6.700 | 6.771 | 6.507 |
| Jawa Barat | 2.840 | 2.894 | 2.901 | 3.082 | 3.181 | 3.128 | 2.894 |
| Jawa Tengah | 1.882 | 1.898 | 1.911 | 2.130 | 2.323 | 2.518 | 2.023 |
| D. I. Yogyakarta | 2.238 | 2.312 | 2.400 | 2.606 | 2.812 | 2.988 | 2.361 |
| Jawa Timur | 2.482 | 2.479 | 2.459 | 2.751 | 2.748 | 2.881 | 2.642 |
| Banten | 3.328 | 3.375 | 3.375 | 3.219 | 3.475 | 3.406 | 3.367 |
| Bali | 2.758 | 2.826 | 2.711 | 2.816 | 3.142 | 3.342 | 2.821 |
| Nusa Tenggara Barat | 2.750 | 2.375 | 2.188 | 2.188 | 3.063 | 3.263 | 2.834 |
| Nusa Tenggara Timur | 3.333 | 3.389 | 3.389 | 3.389 | 3.389 | 3.556 | 3.259 |
| Kalimantan Barat | 7.194 | 7.222 | 7.222 | 7.250 | 7.278 | 7.333 | 7.324 |
| Kalimantan Tengah | 7.967 | 7.167 | 7.167 | 7.300 | 7.467 | 7.600 | 7.336 |
| Kalimantan Selatan | 6.667 | 6.611 | 6.500 | 6.611 | 6.611 | 6.722 | 6.553 |
| Kalimantan Timur | 8.317 | 8.333 | 8.208 | 8.375 | 8.417 | 8.417 | 8.129 |
| Sulawesi Utara | 3.867 | 3.783 | 3.617 | 3.617 | 3.783 | 3.783 | 3.639 |
| Sulawesi Tengah | 4.818 | 4.788 | 4.718 | 4.865 | 4.953 | 5.706 | 4.858 |
| Sulawesi Selatan | 3.045 | 3.045 | 2.818 | 2.773 | 2.773 | 3.500 | 3.152 |
| Sulawesi Tenggara | 4.824 | 4.824 | 4.824 | 5.001 | 4.864 | 4.864 | 4.833 |
| Gorontalo | 3.359 | 3.617 | 3.617 | 3.298 | 3.571 | 4.414 | 3.565 |
| Sulawesi Barat | 4.594 | 4.594 | 4.594 | 4.594 | 4.594 | 4.625 | 4.701 |
| Maluku | 9.625 | 9.625 | 9.625 | 9.625 | 9.625 | 10.125 | 9.781 |
| Maluku Utara | 7.917 | 7.917 | 7.917 | 7.917 | 7.917 | 7.917 | 7.910 |
| Papua Barat | 10.083 | 10.417 | 10.417 | 10.083 | 9.917 | 9.917 | 9.875 |
| Papua | 8.200 | 8.133 | 8.533 | 8.467 | 8.400 | 8.533 | 8.019 |
| Nasional | 4.755 | 4.772 | 4.766 | 4.789 | 4.878 | 5.004 | 4.743 |

Tabel 1.64
Harga Konsumen Perdesaan Kelompok Bahan Makanan, 2008
Kacang Panjang (Rp/Kg)

| Provinsi | Januari | Februari | Maret | April | Mei | Juni |
|--------------------------|--------------|--------------|--------------|--------------|--------------|--------------|
| (1) | (2) | (3) | (4) | (5) | (6) | (7) |
| Nanggroe Aceh Darussalam | 4.782 | 5.145 | 5.545 | 5.545 | 5.455 | 5.636 |
| Sumatera Utara | 4.079 | 4.105 | 4.132 | 4.058 | 3.932 | 3.995 |
| Sumatera Barat | 4.031 | 4.063 | 3.906 | 3.969 | 4.344 | 4.375 |
| Riau | 5.464 | 5.464 | 5.464 | 5.536 | 5.643 | 5.643 |
| Jambi | 4.667 | 4.708 | 4.542 | 4.708 | 4.792 | 4.800 |
| Sumatera Selatan | 3.893 | 3.857 | 3.964 | 3.964 | 3.857 | 4.143 |
| Bengkulu | 3.375 | 3.542 | 3.792 | 3.667 | 3.667 | 3.875 |
| Lampung | 3.750 | 3.650 | 3.800 | 3.800 | 4.210 | 4.230 |
| Bangka Belitung | 7.600 | 7.400 | 7.800 | 7.700 | 7.850 | 7.900 |
| Kepulauan Riau | 6.214 | 6.500 | 7.357 | 7.857 | 5.857 | 6.000 |
| Jawa Barat | 3.540 | 3.627 | 3.869 | 3.509 | 3.476 | 3.651 |
| Jawa Tengah | 3.117 | 3.182 | 3.118 | 2.936 | 2.975 | 2.928 |
| D. I. Yogyakarta | 2.967 | 2.767 | 2.653 | 2.547 | 2.560 | 2.813 |
| Jawa Timur | 2.951 | 3.141 | 3.011 | 2.696 | 2.770 | 3.074 |
| Banten | 3.460 | 3.460 | 3.660 | 4.027 | 4.060 | 4.127 |
| Bali | 3.875 | 3.688 | 3.641 | 3.500 | 4.013 | 4.313 |
| Nusa Tenggara Barat | 3.950 | 3.492 | 2.888 | 2.783 | 3.229 | 3.354 |
| Nusa Tenggara Timur | 4.750 | 4.750 | 4.714 | 4.893 | 4.964 | 5.000 |
| Kalimantan Barat | 6.500 | 6.500 | 6.300 | 5.950 | 6.050 | 6.200 |
| Kalimantan Tengah | 6.500 | 6.731 | 6.615 | 6.615 | 6.385 | 6.385 |
| Kalimantan Selatan | 5.533 | 5.533 | 6.033 | 5.967 | 5.633 | 5.767 |
| Kalimantan Timur | 6.000 | 6.000 | 6.400 | 6.500 | 6.600 | 6.900 |
| Sulawesi Utara | 4.650 | 4.750 | 4.760 | 4.800 | 4.800 | 4.800 |
| Sulawesi Tengah | 3.567 | 3.761 | 3.564 | 3.706 | 3.567 | 3.833 |
| Sulawesi Selatan | 3.167 | 3.208 | 3.583 | 3.958 | 3.625 | 3.667 |
| Sulawesi Tenggara | 3.386 | 3.408 | 3.496 | 3.453 | 3.463 | 3.966 |
| Gorontalo | 3.483 | 3.483 | 3.644 | 3.644 | 3.515 | 3.848 |
| Sulawesi Barat | 4.208 | 4.583 | 4.608 | 4.358 | 4.192 | 4.317 |
| Maluku | 6.704 | 6.871 | 6.938 | 7.263 | 7.696 | 8.196 |
| Maluku Utara | 7.485 | 7.735 | 7.435 | 8.125 | 7.725 | 8.175 |
| Papua Barat | 7.857 | 8.000 | 8.071 | 8.214 | 8.429 | 8.857 |
| Papua | 6.750 | 6.786 | 6.714 | 7.143 | 7.143 | 6.857 |
| Nasional | 4.758 | 4.809 | 4.876 | 4.918 | 4.890 | 5.051 |

Tabel 1.64: Lanjutan

| Provinsi | Juli | Agustus | September | Oktober | November | Desember | Rata-rata |
|--------------------------|--------------|----------------|------------------|----------------|-----------------|-----------------|------------------|
| (1) | (8) | (9) | (10) | (11) | (12) | (13) | (14) |
| Nanggroe Aceh Darussalam | 6.455 | 6.273 | 6.091 | 6.136 | 6.091 | 6.636 | 5.816 |
| Sumatera Utara | 4.158 | 4.132 | 4.326 | 4.379 | 4.537 | 4.774 | 4.217 |
| Sumatera Barat | 4.375 | 4.656 | 4.875 | 4.719 | 4.766 | 4.750 | 4.402 |
| Riau | 5.893 | 6.036 | 6.107 | 5.964 | 6.143 | 6.214 | 5.798 |
| Jambi | 6.042 | 6.067 | 5.917 | 5.500 | 5.667 | 5.625 | 5.253 |
| Sumatera Selatan | 4.179 | 4.464 | 4.393 | 4.393 | 4.500 | 4.321 | 4.161 |
| Bengkulu | 3.833 | 3.917 | 3.833 | 3.875 | 3.708 | 4.000 | 3.757 |
| Lampung | 4.380 | 4.330 | 4.730 | 4.630 | 4.130 | 4.130 | 4.148 |
| Bangka Belitung | 8.400 | 8.200 | 8.250 | 8.300 | 8.200 | 8.400 | 8.000 |
| Kepulauan Riau | 6.000 | 6.429 | 6.929 | 6.857 | 7.643 | 7.714 | 6.780 |
| Jawa Barat | 4.178 | 4.415 | 4.302 | 4.093 | 4.293 | 4.311 | 3.939 |
| Jawa Tengah | 3.148 | 3.231 | 3.349 | 3.485 | 3.485 | 3.436 | 3.199 |
| D. I. Yogyakarta | 3.200 | 3.033 | 3.333 | 3.367 | 3.633 | 3.300 | 3.014 |
| Jawa Timur | 3.455 | 3.515 | 3.469 | 3.521 | 3.500 | 3.319 | 3.202 |
| Banten | 4.260 | 4.260 | 4.193 | 3.993 | 3.900 | 3.967 | 3.947 |
| Bali | 4.388 | 4.700 | 4.688 | 4.469 | 4.031 | 4.106 | 4.117 |
| Nusa Tenggara Barat | 3.958 | 4.167 | 4.458 | 4.542 | 4.458 | 4.417 | 3.808 |
| Nusa Tenggara Timur | 5.250 | 5.250 | 5.214 | 5.143 | 5.179 | 5.214 | 5.027 |
| Kalimantan Barat | 6.550 | 6.375 | 6.425 | 6.875 | 6.925 | 7.350 | 6.500 |
| Kalimantan Tengah | 6.538 | 6.385 | 6.231 | 6.462 | 6.538 | 6.769 | 6.513 |
| Kalimantan Selatan | 5.800 | 5.667 | 5.700 | 6.533 | 6.500 | 6.800 | 5.956 |
| Kalimantan Timur | 6.700 | 6.800 | 6.950 | 7.050 | 7.150 | 7.050 | 6.675 |
| Sulawesi Utara | 4.900 | 4.900 | 4.900 | 5.200 | 5.200 | 5.200 | 4.905 |
| Sulawesi Tengah | 3.850 | 3.878 | 3.906 | 4.239 | 4.239 | 4.239 | 3.862 |
| Sulawesi Selatan | 3.667 | 3.667 | 3.917 | 4.250 | 4.250 | 4.250 | 3.767 |
| Sulawesi Tenggara | 3.966 | 4.014 | 4.030 | 4.062 | 4.062 | 4.062 | 3.781 |
| Gorontalo | 4.000 | 4.037 | 4.037 | 4.693 | 4.670 | 5.354 | 4.034 |
| Sulawesi Barat | 4.267 | 4.283 | 4.283 | 4.283 | 4.367 | 4.708 | 4.372 |
| Maluku | 7.988 | 8.713 | 9.321 | 9.296 | 8.463 | 8.125 | 7.964 |
| Maluku Utara | 8.375 | 8.375 | 8.375 | 8.350 | 8.175 | 8.150 | 8.040 |
| Papua Barat | 9.000 | 9.000 | 9.286 | 9.286 | 9.286 | 9.000 | 8.690 |
| Papua | 7.286 | 7.429 | 7.071 | 7.143 | 7.286 | 7.143 | 7.063 |
| Nasional | 5.264 | 5.331 | 5.403 | 5.471 | 5.468 | 5.526 | 5.147 |

Tabel 1.65
Harga Konsumen Perdesaan Kelompok Bahan Makanan, 2008
Kentang (Rp/Kg)

| Provinsi | Januari | Februari | Maret | April | Mei | Juni |
|--------------------------|--------------|--------------|--------------|--------------|--------------|--------------|
| (1) | (2) | (3) | (4) | (5) | (6) | (7) |
| Nanggroe Aceh Darussalam | 4.545 | 4.545 | 4.818 | 4.818 | 4.864 | 5.273 |
| Sumatera Utara | 3.824 | 3.838 | 3.865 | 3.747 | 4.250 | 4.279 |
| Sumatera Barat | 3.938 | 3.719 | 3.650 | 3.634 | 3.681 | 3.838 |
| Riau | 5.667 | 5.571 | 5.667 | 5.476 | 5.524 | 5.595 |
| Jambi | 3.871 | 3.776 | 3.848 | 3.862 | 3.957 | 3.943 |
| Sumatera Selatan | 4.346 | 4.365 | 4.327 | 4.308 | 4.288 | 4.538 |
| Bengkulu | 4.510 | 4.535 | 4.310 | 4.350 | 4.425 | 4.825 |
| Lampung | 4.842 | 4.763 | 4.474 | 4.447 | 4.458 | 4.668 |
| Bangka Belitung | 6.800 | 6.775 | 6.775 | 6.925 | 7.050 | 7.125 |
| Kepulauan Riau | 5.789 | 6.026 | 5.658 | 5.842 | 6.079 | 6.105 |
| Jawa Barat | 4.256 | 4.253 | 4.139 | 4.090 | 4.200 | 4.175 |
| Jawa Tengah | 3.879 | 3.748 | 3.791 | 3.848 | 4.015 | 4.011 |
| D. I. Yogyakarta | 4.052 | 3.904 | 3.948 | 4.096 | 4.089 | 4.050 |
| Jawa Timur | 4.149 | 4.137 | 4.051 | 4.045 | 4.230 | 4.313 |
| Banten | 4.858 | 4.646 | 4.819 | 4.827 | 4.750 | 4.808 |
| Bali | 4.571 | 4.714 | 4.714 | 4.821 | 4.982 | 5.011 |
| Nusa Tenggara Barat | 6.889 | 7.167 | 7.056 | 6.889 | 7.333 | 7.222 |
| Nusa Tenggara Timur | 9.063 | 9.125 | 9.125 | 8.844 | 8.844 | 9.125 |
| Kalimantan Barat | 8.370 | 8.196 | 7.978 | 7.913 | 8.000 | 8.196 |
| Kalimantan Tengah | 8.477 | 8.409 | 8.123 | 8.191 | 8.532 | 8.591 |
| Kalimantan Selatan | 7.444 | 7.037 | 7.130 | 7.074 | 7.315 | 7.519 |
| Kalimantan Timur | 8.417 | 8.472 | 8.111 | 8.028 | 8.139 | 8.222 |
| Sulawesi Utara | 4.822 | 4.844 | 4.750 | 5.125 | 4.625 | 4.750 |
| Sulawesi Tengah | 7.205 | 7.250 | 7.459 | 7.391 | 7.455 | 6.909 |
| Sulawesi Selatan | 5.465 | 5.615 | 5.615 | 5.515 | 5.715 | 5.715 |
| Sulawesi Tenggara | 9.632 | 9.132 | 9.395 | 9.816 | 9.237 | 9.500 |
| Gorontalo | 5.382 | 5.382 | 5.765 | 5.765 | 5.810 | 5.751 |
| Sulawesi Barat | 7.205 | 7.000 | 6.955 | 7.000 | 6.909 | 7.182 |
| Maluku | 10.423 | 10.223 | 10.200 | 10.085 | 10.923 | 11.154 |
| Maluku Utara | 9.733 | 9.733 | 9.400 | 9.533 | 9.600 | 9.600 |
| Papua Barat | 13.700 | 13.800 | 13.800 | 13.800 | 14.200 | 14.700 |
| Papua | 13.167 | 13.278 | 13.278 | 13.278 | 13.278 | 13.556 |
| Nasional | 6.540 | 6.499 | 6.468 | 6.481 | 6.586 | 6.695 |

Tabel 1.65: Lanjutan

| Provinsi | Juli | Agustus | September | Oktober | November | Desember | Rata-rata |
|--------------------------|--------------|----------------|------------------|----------------|-----------------|-----------------|------------------|
| (1) | (8) | (9) | (10) | (11) | (12) | (13) | (14) |
| Nanggroe Aceh Darussalam | 5.318 | 5.341 | 5.500 | 5.341 | 5.159 | 5.250 | 5.064 |
| Sumatera Utara | 4.515 | 4.485 | 4.709 | 4.756 | 4.653 | 5.094 | 4.335 |
| Sumatera Barat | 3.838 | 3.947 | 4.056 | 4.150 | 4.056 | 4.744 | 3.938 |
| Riau | 5.714 | 5.667 | 6.095 | 6.119 | 6.119 | 6.286 | 5.792 |
| Jambi | 3.967 | 4.324 | 4.376 | 4.576 | 4.481 | 4.767 | 4.146 |
| Sumatera Selatan | 4.481 | 4.500 | 4.788 | 4.808 | 4.885 | 4.865 | 4.542 |
| Bengkulu | 4.825 | 4.925 | 5.075 | 5.100 | 5.100 | 5.375 | 4.780 |
| Lampung | 4.747 | 4.747 | 5.037 | 5.063 | 5.142 | 5.432 | 4.818 |
| Bangka Belitung | 7.300 | 7.300 | 7.425 | 7.475 | 7.275 | 7.250 | 7.123 |
| Kepulauan Riau | 6.053 | 6.053 | 6.211 | 6.421 | 6.500 | 6.605 | 6.112 |
| Jawa Barat | 4.259 | 4.264 | 4.440 | 4.625 | 4.790 | 5.332 | 4.402 |
| Jawa Tengah | 4.064 | 4.090 | 4.171 | 4.561 | 4.685 | 5.196 | 4.172 |
| D. I. Yogyakarta | 4.259 | 4.244 | 4.244 | 4.559 | 4.878 | 5.322 | 4.304 |
| Jawa Timur | 4.278 | 4.239 | 4.403 | 4.901 | 4.959 | 5.711 | 4.451 |
| Banten | 4.846 | 4.962 | 5.019 | 5.262 | 5.223 | 5.992 | 5.001 |
| Bali | 5.071 | 5.071 | 5.036 | 5.375 | 5.536 | 5.750 | 5.054 |
| Nusa Tenggara Barat | 7.000 | 7.111 | 7.333 | 6.778 | 7.000 | 7.222 | 7.083 |
| Nusa Tenggara Timur | 10.422 | 10.359 | 10.266 | 10.422 | 10.422 | 10.453 | 9.706 |
| Kalimantan Barat | 8.000 | 8.043 | 7.957 | 8.130 | 8.196 | 9.217 | 8.183 |
| Kalimantan Tengah | 8.591 | 8.568 | 8.568 | 8.591 | 8.727 | 8.886 | 8.521 |
| Kalimantan Selatan | 7.500 | 7.574 | 7.759 | 7.944 | 7.963 | 8.185 | 7.537 |
| Kalimantan Timur | 8.278 | 8.278 | 8.417 | 8.222 | 8.417 | 8.750 | 8.313 |
| Sulawesi Utara | 4.938 | 4.781 | 4.781 | 4.781 | 4.563 | 4.563 | 4.777 |
| Sulawesi Tengah | 7.000 | 7.000 | 7.023 | 7.295 | 7.295 | 7.727 | 7.251 |
| Sulawesi Selatan | 5.815 | 5.835 | 5.925 | 5.925 | 6.125 | 5.950 | 5.768 |
| Sulawesi Tenggara | 9.500 | 9.500 | 9.553 | 9.579 | 9.553 | 9.553 | 9.496 |
| Gorontalo | 5.758 | 5.471 | 5.471 | 5.500 | 5.324 | 5.382 | 5.563 |
| Sulawesi Barat | 7.182 | 7.182 | 7.250 | 7.295 | 7.273 | 7.364 | 7.150 |
| Maluku | 10.031 | 10.031 | 10.769 | 10.900 | 10.077 | 10.231 | 10.421 |
| Maluku Utara | 9.467 | 9.467 | 9.667 | 9.933 | 9.933 | 9.933 | 9.667 |
| Papua Barat | 15.900 | 16.400 | 16.400 | 15.800 | 16.300 | 16.300 | 15.092 |
| Papua | 14.389 | 14.500 | 14.611 | 13.944 | 14.167 | 14.111 | 13.796 |
| Nasional | 6.791 | 6.821 | 6.948 | 7.004 | 7.024 | 7.275 | 6.761 |

Tabel 1.66
Harga Konsumen Perdesaan Kelompok Bahan Makanan, 2008
Cabe Merah (Rp/Kg)

| Provinsi | Januari | Februari | Maret | April | Mei | Juni |
|--------------------------|---------------|---------------|---------------|---------------|---------------|---------------|
| (1) | (2) | (3) | (4) | (5) | (6) | (7) |
| Nanggroe Aceh Darussalam | 13.952 | 16.667 | 22.048 | 21.095 | 19.905 | 20.714 |
| Sumatera Utara | 16.815 | 18.981 | 21.574 | 19.648 | 20.352 | 21.852 |
| Sumatera Barat | 18.259 | 21.690 | 26.138 | 24.948 | 24.017 | 24.310 |
| Riau | 24.050 | 24.100 | 27.325 | 26.450 | 27.150 | 26.550 |
| Jambi | 17.600 | 18.750 | 24.200 | 24.300 | 22.750 | 22.600 |
| Sumatera Selatan | 16.962 | 18.308 | 21.808 | 23.192 | 22.538 | 23.115 |
| Bengkulu | 17.043 | 16.739 | 21.174 | 22.957 | 23.391 | 22.783 |
| Lampung | 13.850 | 14.475 | 16.700 | 17.800 | 17.600 | 17.825 |
| Bangka Belitung | 28.522 | 28.696 | 29.696 | 33.739 | 34.261 | 32.696 |
| Kepulauan Riau | 26.818 | 26.818 | 27.636 | 26.000 | 25.636 | 25.818 |
| Jawa Barat | 14.183 | 15.124 | 15.876 | 16.011 | 15.731 | 16.804 |
| Jawa Tengah | 10.081 | 13.784 | 14.128 | 15.380 | 14.694 | 13.873 |
| D. I. Yogyakarta | 11.420 | 15.560 | 17.180 | 16.380 | 15.900 | 14.920 |
| Jawa Timur | 10.362 | 13.127 | 13.118 | 14.977 | 13.549 | 13.527 |
| Banten | 13.304 | 14.518 | 15.196 | 16.268 | 17.875 | 18.179 |
| Bali | 11.294 | 12.647 | 12.882 | 13.706 | 12.647 | 12.706 |
| Nusa Tenggara Barat | 11.118 | 13.765 | 14.412 | 15.529 | 16.118 | 18.441 |
| Nusa Tenggara Timur | 14.471 | 14.500 | 14.353 | 14.471 | 14.471 | 14.588 |
| Kalimantan Barat | 27.818 | 28.045 | 28.091 | 29.909 | 29.818 | 28.682 |
| Kalimantan Tengah | 26.500 | 26.147 | 27.824 | 27.824 | 28.412 | 27.647 |
| Kalimantan Selatan | 16.477 | 17.386 | 18.227 | 18.273 | 19.364 | 19.727 |
| Kalimantan Timur | 22.200 | 21.550 | 22.675 | 27.600 | 26.900 | 26.950 |
| Sulawesi Utara | 15.500 | 13.600 | 14.000 | 25.400 | 26.400 | 26.400 |
| Sulawesi Tengah | 12.660 | 12.680 | 14.960 | 16.240 | 16.920 | 17.540 |
| Sulawesi Selatan | 10.107 | 11.143 | 14.786 | 16.357 | 16.679 | 13.857 |
| Sulawesi Tenggara | 13.758 | 13.516 | 14.129 | 14.395 | 15.320 | 15.581 |
| Gorontalo | 19.625 | 19.625 | 19.000 | 19.000 | 19.000 | 20.875 |
| Sulawesi Barat | 13.295 | 14.614 | 14.773 | 16.886 | 21.455 | 20.091 |
| Maluku | 29.137 | 28.690 | 28.590 | 35.100 | 34.320 | 38.600 |
| Maluku Utara | 30.321 | 31.036 | 34.143 | 35.179 | 31.607 | 33.464 |
| Papua Barat | 31.400 | 31.400 | 31.400 | 32.900 | 35.900 | 35.400 |
| Papua | 20.300 | 22.100 | 22.500 | 22.500 | 22.350 | 23.550 |
| Nasional | 18.100 | 19.056 | 20.642 | 21.888 | 21.970 | 22.177 |

Tabel 1.66: Lanjutan

| Provinsi | Juli | Agustus | September | Oktober | November | Desember | Rata-rata |
|--------------------------|---------------|----------------|------------------|----------------|-----------------|-----------------|------------------|
| (1) | (8) | (9) | (10) | (11) | (12) | (13) | (14) |
| Nanggroe Aceh Darussalam | 24.429 | 24.238 | 21.524 | 20.381 | 24.143 | 27.286 | 21.365 |
| Sumatera Utara | 24.500 | 25.407 | 19.444 | 17.815 | 20.815 | 25.037 | 21.020 |
| Sumatera Barat | 25.345 | 24.310 | 20.138 | 18.483 | 21.207 | 23.517 | 22.697 |
| Riau | 26.475 | 26.525 | 24.850 | 25.400 | 25.450 | 27.050 | 25.948 |
| Jambi | 23.175 | 22.275 | 20.600 | 17.600 | 19.600 | 22.200 | 21.304 |
| Sumatera Selatan | 23.500 | 23.500 | 20.077 | 17.038 | 18.692 | 21.538 | 20.856 |
| Bengkulu | 22.652 | 22.696 | 18.522 | 17.457 | 19.217 | 21.696 | 20.527 |
| Lampung | 20.575 | 19.050 | 16.800 | 14.625 | 14.950 | 17.050 | 16.775 |
| Bangka Belitung | 35.217 | 34.304 | 35.261 | 34.174 | 31.435 | 32.565 | 32.547 |
| Kepulauan Riau | 26.091 | 26.364 | 26.909 | 27.091 | 27.091 | 27.545 | 26.652 |
| Jawa Barat | 17.043 | 16.860 | 15.145 | 14.753 | 14.860 | 17.011 | 15.783 |
| Jawa Tengah | 14.952 | 14.705 | 11.139 | 9.493 | 8.894 | 11.813 | 12.745 |
| D. I. Yogyakarta | 16.860 | 16.000 | 9.200 | 8.504 | 8.972 | 12.472 | 13.614 |
| Jawa Timur | 14.536 | 15.613 | 10.715 | 9.852 | 9.323 | 12.731 | 12.619 |
| Banten | 18.286 | 19.393 | 15.214 | 14.821 | 14.107 | 19.250 | 16.368 |
| Bali | 13.176 | 14.118 | 10.088 | 9.294 | 8.176 | 10.824 | 11.797 |
| Nusa Tenggara Barat | 17.735 | 18.324 | 14.735 | 13.765 | 14.471 | 15.176 | 15.299 |
| Nusa Tenggara Timur | 15.794 | 15.971 | 15.088 | 15.353 | 15.353 | 15.353 | 14.980 |
| Kalimantan Barat | 29.591 | 28.909 | 28.636 | 28.409 | 28.864 | 28.136 | 28.742 |
| Kalimantan Tengah | 27.765 | 29.941 | 30.235 | 30.235 | 30.529 | 30.529 | 28.632 |
| Kalimantan Selatan | 20.182 | 18.841 | 19.068 | 19.227 | 22.727 | 24.818 | 19.527 |
| Kalimantan Timur | 27.500 | 27.625 | 27.350 | 27.700 | 26.950 | 33.350 | 26.529 |
| Sulawesi Utara | 26.800 | 28.800 | 28.800 | 36.600 | 27.600 | 27.600 | 24.792 |
| Sulawesi Tengah | 19.800 | 19.300 | 17.960 | 17.180 | 16.000 | 18.360 | 16.633 |
| Sulawesi Selatan | 13.179 | 14.536 | 12.107 | 12.843 | 13.057 | 13.771 | 13.535 |
| Sulawesi Tenggara | 15.500 | 15.806 | 15.806 | 16.452 | 16.290 | 16.323 | 15.240 |
| Gorontalo | 25.250 | 25.250 | 19.375 | 17.750 | 17.750 | 21.188 | 20.307 |
| Sulawesi Barat | 19.591 | 18.909 | 18.455 | 17.795 | 15.364 | 16.227 | 17.288 |
| Maluku | 40.100 | 41.633 | 42.433 | 42.767 | 40.633 | 41.100 | 36.925 |
| Maluku Utara | 33.679 | 34.250 | 34.321 | 34.750 | 32.500 | 31.464 | 33.060 |
| Papua Barat | 36.400 | 37.900 | 36.400 | 34.500 | 34.600 | 37.100 | 34.608 |
| Papua | 24.200 | 24.050 | 24.200 | 22.650 | 24.100 | 23.500 | 23.000 |
| Nasional | 23.121 | 23.294 | 21.269 | 20.774 | 20.741 | 22.612 | 21.304 |

Tabel 1.67
Harga Konsumen Perdesaan Kelompok Bahan Makanan, 2008
Cabe Rawit (Rp/Kg)

| Provinsi | Januari | Februari | Maret | April | Mei | Juni |
|--------------------------|---------------|---------------|---------------|---------------|---------------|---------------|
| (1) | (2) | (3) | (4) | (5) | (6) | (7) |
| Nanggroe Aceh Darussalam | 14.667 | 14.667 | 15.792 | 18.417 | 16.667 | 16.333 |
| Sumatera Utara | 16.050 | 17.100 | 18.750 | 17.875 | 18.850 | 19.550 |
| Sumatera Barat | 16.833 | 18.767 | 20.767 | 20.800 | 20.467 | 20.933 |
| Riau | 18.667 | 20.167 | 22.000 | 21.583 | 21.500 | 22.083 |
| Jambi | 17.250 | 18.333 | 23.667 | 22.625 | 19.875 | 20.917 |
| Sumatera Selatan | 14.429 | 15.357 | 19.214 | 23.214 | 19.857 | 21.500 |
| Bengkulu | 15.400 | 14.700 | 18.600 | 21.400 | 20.800 | 21.500 |
| Lampung | 13.250 | 13.500 | 17.300 | 18.600 | 17.300 | 16.800 |
| Bangka Belitung | 35.778 | 36.333 | 37.444 | 43.556 | 42.333 | 40.556 |
| Kepulauan Riau | 30.214 | 29.929 | 31.786 | 31.286 | 30.857 | 32.429 |
| Jawa Barat | 10.284 | 11.897 | 14.302 | 14.843 | 13.403 | 13.378 |
| Jawa Tengah | 10.141 | 10.807 | 12.420 | 13.515 | 10.667 | 10.452 |
| D. I. Yogyakarta | 10.200 | 11.333 | 14.667 | 14.833 | 13.207 | 11.633 |
| Jawa Timur | 10.623 | 14.010 | 17.469 | 22.352 | 14.294 | 11.894 |
| Banten | 10.357 | 10.786 | 12.143 | 13.286 | 14.071 | 13.786 |
| Bali | 10.222 | 12.694 | 15.417 | 19.639 | 17.389 | 12.472 |
| Nusa Tenggara Barat | 13.683 | 15.933 | 26.125 | 30.417 | 29.167 | 25.083 |
| Nusa Tenggara Timur | 17.864 | 18.455 | 18.227 | 17.909 | 18.091 | 17.636 |
| Kalimantan Barat | 30.722 | 30.889 | 31.889 | 33.722 | 31.944 | 29.556 |
| Kalimantan Tengah | 25.071 | 27.036 | 28.643 | 29.107 | 29.321 | 28.714 |
| Kalimantan Selatan | 21.250 | 24.071 | 28.286 | 26.786 | 28.000 | 25.571 |
| Kalimantan Timur | 30.182 | 30.909 | 35.909 | 37.227 | 36.818 | 34.545 |
| Sulawesi Utara | 20.273 | 23.364 | 30.045 | 31.227 | 33.864 | 32.818 |
| Sulawesi Tengah | 13.029 | 12.912 | 14.118 | 17.441 | 18.676 | 20.059 |
| Sulawesi Selatan | 11.400 | 12.200 | 15.600 | 17.200 | 16.850 | 16.800 |
| Sulawesi Tenggara | 14.375 | 11.813 | 12.494 | 12.750 | 15.563 | 17.656 |
| Gorontalo | 18.778 | 18.111 | 23.000 | 28.000 | 28.833 | 32.833 |
| Sulawesi Barat | 10.550 | 10.250 | 10.800 | 11.900 | 12.800 | 12.800 |
| Maluku | 25.000 | 25.530 | 25.500 | 31.200 | 32.340 | 34.850 |
| Maluku Utara | 25.091 | 25.864 | 27.773 | 31.909 | 33.364 | 32.455 |
| Papua Barat | 35.667 | 39.000 | 39.000 | 44.000 | 48.333 | 49.333 |
| Papua | 23.643 | 25.071 | 24.071 | 24.071 | 26.357 | 29.429 |
| Nasional | 18.467 | 19.431 | 21.975 | 23.834 | 23.496 | 23.324 |

Tabel 1.67: Lanjutan

| Provinsi | Juli | Agustus | September | Oktober | November | Desember | Rata-rata |
|--------------------------|---------------|---------------|---------------|---------------|---------------|---------------|---------------|
| (1) | (8) | (9) | (10) | (11) | (12) | (13) | (14) |
| Nanggroe Aceh Darussalam | 19.500 | 18.750 | 15.500 | 15.250 | 16.667 | 19.417 | 16.802 |
| Sumatera Utara | 23.625 | 24.075 | 20.475 | 19.125 | 18.775 | 21.025 | 19.606 |
| Sumatera Barat | 22.967 | 22.800 | 20.800 | 19.600 | 19.667 | 21.067 | 20.456 |
| Riau | 22.917 | 23.583 | 24.083 | 23.500 | 22.708 | 24.375 | 22.264 |
| Jambi | 22.750 | 23.000 | 21.000 | 15.333 | 16.917 | 19.583 | 20.104 |
| Sumatera Selatan | 23.571 | 23.714 | 21.071 | 20.286 | 17.286 | 20.357 | 19.988 |
| Bengkulu | 21.900 | 21.800 | 19.300 | 19.000 | 18.600 | 18.700 | 19.308 |
| Lampung | 20.500 | 17.600 | 15.600 | 13.100 | 11.000 | 11.600 | 15.513 |
| Bangka Belitung | 45.556 | 45.556 | 42.333 | 40.667 | 40.667 | 39.000 | 40.815 |
| Kepulauan Riau | 32.429 | 32.857 | 32.714 | 32.286 | 32.286 | 32.286 | 31.780 |
| Jawa Barat | 17.110 | 17.110 | 14.716 | 13.491 | 12.216 | 12.629 | 13.782 |
| Jawa Tengah | 15.215 | 15.948 | 11.769 | 8.753 | 6.996 | 7.336 | 11.168 |
| D. I. Yogyakarta | 16.900 | 20.433 | 12.033 | 10.100 | 9.767 | 9.420 | 12.877 |
| Jawa Timur | 20.360 | 26.075 | 13.971 | 11.202 | 9.813 | 10.693 | 15.230 |
| Banten | 15.357 | 15.286 | 12.143 | 11.286 | 10.286 | 11.571 | 12.530 |
| Bali | 20.722 | 27.611 | 16.417 | 11.000 | 7.417 | 8.400 | 14.950 |
| Nusa Tenggara Barat | 31.500 | 27.625 | 17.000 | 13.833 | 13.000 | 13.417 | 21.399 |
| Nusa Tenggara Timur | 19.955 | 20.364 | 23.500 | 21.864 | 21.682 | 21.682 | 19.769 |
| Kalimantan Barat | 30.556 | 29.889 | 29.333 | 27.722 | 27.722 | 29.000 | 30.245 |
| Kalimantan Tengah | 30.500 | 29.857 | 28.429 | 28.214 | 28.571 | 28.214 | 28.473 |
| Kalimantan Selatan | 27.214 | 28.321 | 28.393 | 26.714 | 26.571 | 29.286 | 26.705 |
| Kalimantan Timur | 36.182 | 36.955 | 39.227 | 45.591 | 40.409 | 45.545 | 37.458 |
| Sulawesi Utara | 43.273 | 48.909 | 41.545 | 33.000 | 28.500 | 34.955 | 33.481 |
| Sulawesi Tengah | 25.324 | 27.206 | 24.618 | 23.265 | 22.706 | 22.971 | 20.194 |
| Sulawesi Selatan | 19.400 | 22.500 | 20.600 | 17.700 | 17.600 | 19.500 | 17.279 |
| Sulawesi Tenggara | 17.656 | 17.344 | 17.344 | 17.656 | 17.656 | 16.969 | 15.773 |
| Gorontalo | 41.833 | 40.444 | 29.111 | 22.444 | 20.222 | 31.778 | 27.949 |
| Sulawesi Barat | 13.600 | 14.600 | 15.550 | 16.100 | 15.150 | 18.450 | 13.546 |
| Maluku | 37.550 | 38.450 | 40.200 | 40.700 | 37.200 | 38.200 | 33.893 |
| Maluku Utara | 34.545 | 35.000 | 35.455 | 35.455 | 32.727 | 32.364 | 31.833 |
| Papua Barat | 54.333 | 56.000 | 59.333 | 55.000 | 47.500 | 45.833 | 47.778 |
| Papua | 31.000 | 31.643 | 31.143 | 29.143 | 32.929 | 33.357 | 28.488 |
| Nasional | 26.744 | 27.541 | 24.835 | 23.074 | 21.913 | 23.406 | 23.170 |

Tabel 1.68
Harga Konsumen Perdesaan Kelompok Bahan Makanan, 2008
Ketimun (Rp/Kg)

| Provinsi | Januari | Februari | Maret | April | Mei | Juni |
|--------------------------|--------------|--------------|--------------|--------------|--------------|--------------|
| (1) | (2) | (3) | (4) | (5) | (6) | (7) |
| Nanggroe Aceh Darussalam | 2.818 | 2.736 | 2.827 | 3.145 | 3.073 | 3.227 |
| Sumatera Utara | 3.588 | 3.588 | 3.618 | 3.529 | 3.382 | 3.559 |
| Sumatera Barat | 2.900 | 2.900 | 2.867 | 2.833 | 3.133 | 3.400 |
| Riau | 3.750 | 3.893 | 4.179 | 4.179 | 4.179 | 4.179 |
| Jambi | 4.250 | 3.833 | 4.083 | 4.167 | 4.250 | 4.417 |
| Sumatera Selatan | 2.943 | 2.964 | 2.907 | 3.000 | 3.086 | 3.500 |
| Bengkulu | 2.278 | 2.389 | 2.389 | 2.444 | 2.667 | 2.889 |
| Lampung | 2.300 | 2.300 | 2.150 | 2.200 | 2.500 | 2.630 |
| Bangka Belitung | 5.346 | 5.269 | 5.192 | 5.654 | 6.308 | 6.385 |
| Kepulauan Riau | 4.850 | 4.850 | 5.150 | 4.550 | 4.850 | 5.400 |
| Jawa Barat | 2.450 | 2.565 | 2.411 | 2.330 | 2.481 | 2.648 |
| Jawa Tengah | 1.870 | 1.910 | 1.794 | 1.783 | 1.847 | 1.901 |
| D. I. Yogyakarta | 2.117 | 2.050 | 1.900 | 1.933 | 2.200 | 2.083 |
| Jawa Timur | 2.128 | 2.135 | 1.925 | 1.941 | 2.105 | 1.979 |
| Banten | 2.833 | 2.800 | 2.733 | 2.800 | 2.967 | 2.967 |
| Bali | 2.167 | 2.167 | 2.083 | 2.125 | 2.142 | 2.200 |
| Nusa Tenggara Barat | 2.336 | 2.200 | 1.773 | 1.818 | 1.882 | 1.973 |
| Nusa Tenggara Timur | 2.667 | 2.667 | 2.667 | 2.556 | 2.556 | 2.722 |
| Kalimantan Barat | 3.875 | 4.150 | 4.075 | 4.250 | 4.325 | 4.650 |
| Kalimantan Tengah | 4.692 | 5.000 | 4.554 | 4.631 | 4.631 | 5.100 |
| Kalimantan Selatan | 2.250 | 2.375 | 2.250 | 2.250 | 2.719 | 3.063 |
| Kalimantan Timur | 4.709 | 4.709 | 4.800 | 4.845 | 5.027 | 5.436 |
| Sulawesi Utara | 3.956 | 4.167 | 4.056 | 4.389 | 4.389 | 4.289 |
| Sulawesi Tengah | 2.971 | 2.971 | 2.676 | 2.824 | 2.765 | 3.059 |
| Sulawesi Selatan | 2.167 | 2.389 | 2.444 | 2.556 | 2.722 | 3.167 |
| Sulawesi Tenggara | 3.026 | 3.072 | 3.034 | 3.082 | 3.040 | 3.253 |
| Gorontalo | 3.357 | 2.786 | 2.786 | 2.786 | 2.786 | 2.571 |
| Sulawesi Barat | 4.056 | 4.111 | 4.000 | 4.167 | 3.778 | 3.889 |
| Maluku | 4.755 | 4.647 | 4.864 | 4.951 | 5.132 | 5.561 |
| Maluku Utara | 4.458 | 4.458 | 4.458 | 4.389 | 4.556 | 4.897 |
| Papua Barat | 5.857 | 5.143 | 5.143 | 5.143 | 5.143 | 5.857 |
| Papua | 5.154 | 5.154 | 5.154 | 5.154 | 4.962 | 4.885 |
| Nasional | 3.402 | 3.386 | 3.342 | 3.388 | 3.487 | 3.679 |

Tabel 1.68: Lanjutan

| Provinsi | Juli | Agustus | September | Oktober | November | Desember | Rata-rata |
|--------------------------|--------------|----------------|------------------|----------------|-----------------|-----------------|------------------|
| (1) | (8) | (9) | (10) | (11) | (12) | (13) | (14) |
| Nanggroe Aceh Darussalam | 3.273 | 3.364 | 3.409 | 3.500 | 3.500 | 3.682 | 3.213 |
| Sumatera Utara | 3.559 | 3.382 | 3.559 | 3.765 | 3.559 | 3.676 | 3.564 |
| Sumatera Barat | 3.267 | 3.280 | 3.407 | 3.200 | 3.367 | 3.353 | 3.159 |
| Riau | 4.607 | 4.464 | 4.607 | 4.464 | 4.429 | 4.500 | 4.286 |
| Jambi | 4.542 | 4.250 | 4.375 | 4.375 | 4.417 | 4.333 | 4.274 |
| Sumatera Selatan | 3.679 | 3.714 | 3.500 | 3.750 | 3.607 | 3.500 | 3.346 |
| Bengkulu | 3.000 | 3.167 | 3.167 | 3.056 | 3.167 | 3.133 | 2.812 |
| Lampung | 2.530 | 2.550 | 2.650 | 2.600 | 2.650 | 2.400 | 2.455 |
| Bangka Belitung | 6.308 | 5.846 | 6.423 | 6.577 | 6.423 | 5.654 | 5.949 |
| Kepulauan Riau | 5.500 | 5.500 | 5.700 | 5.700 | 6.200 | 6.300 | 5.379 |
| Jawa Barat | 3.148 | 3.074 | 2.843 | 2.815 | 3.009 | 2.731 | 2.709 |
| Jawa Tengah | 2.018 | 2.046 | 1.972 | 1.960 | 2.039 | 2.136 | 1.940 |
| D. I. Yogyakarta | 2.233 | 2.400 | 2.383 | 2.117 | 2.150 | 2.200 | 2.147 |
| Jawa Timur | 2.172 | 2.259 | 2.195 | 2.090 | 2.265 | 2.085 | 2.106 |
| Banten | 3.067 | 3.100 | 2.967 | 2.800 | 2.900 | 2.933 | 2.906 |
| Bali | 2.208 | 2.333 | 2.108 | 2.208 | 2.208 | 2.375 | 2.194 |
| Nusa Tenggara Barat | 1.927 | 2.245 | 2.382 | 2.382 | 2.223 | 2.241 | 2.115 |
| Nusa Tenggara Timur | 2.667 | 2.833 | 3.000 | 3.167 | 3.000 | 3.222 | 2.810 |
| Kalimantan Barat | 4.750 | 4.750 | 4.775 | 5.175 | 5.175 | 5.700 | 4.638 |
| Kalimantan Tengah | 5.254 | 4.908 | 4.908 | 4.946 | 4.985 | 5.023 | 4.886 |
| Kalimantan Selatan | 3.094 | 2.844 | 2.750 | 3.375 | 3.063 | 3.094 | 2.760 |
| Kalimantan Timur | 5.255 | 5.436 | 5.482 | 5.664 | 5.482 | 5.482 | 5.194 |
| Sulawesi Utara | 4.344 | 4.178 | 4.178 | 4.067 | 3.956 | 3.956 | 4.160 |
| Sulawesi Tengah | 3.071 | 3.129 | 3.071 | 3.206 | 3.088 | 3.088 | 2.993 |
| Sulawesi Selatan | 3.167 | 3.167 | 3.167 | 2.889 | 2.944 | 2.611 | 2.782 |
| Sulawesi Tenggara | 3.253 | 3.253 | 3.253 | 3.385 | 3.385 | 3.385 | 3.202 |
| Gorontalo | 2.429 | 2.429 | 2.357 | 2.286 | 2.429 | 2.857 | 2.655 |
| Sulawesi Barat | 3.833 | 3.889 | 3.889 | 3.889 | 4.444 | 4.500 | 4.037 |
| Maluku | 5.761 | 5.794 | 5.694 | 6.094 | 5.703 | 5.494 | 5.371 |
| Maluku Utara | 4.563 | 4.619 | 4.730 | 4.730 | 5.000 | 4.889 | 4.646 |
| Papua Barat | 5.886 | 5.886 | 5.886 | 6.600 | 6.600 | 6.600 | 5.812 |
| Papua | 5.269 | 5.500 | 5.500 | 5.500 | 5.500 | 5.423 | 5.263 |
| Nasional | 3.738 | 3.737 | 3.759 | 3.823 | 3.840 | 3.830 | 3.618 |

Tabel 1.69
Harga Konsumen Perdesaan Kelompok Bahan Makanan, 2008
Sawi (Rp/Kg)

| Provinsi | Januari | Februari | Maret | April | Mei | Juni |
|--------------------------|--------------|--------------|--------------|--------------|--------------|--------------|
| (1) | (2) | (3) | (4) | (5) | (6) | (7) |
| Nanggroe Aceh Darussalam | 4.500 | 4.433 | 4.467 | 4.533 | 4.733 | 4.733 |
| Sumatera Utara | 3.426 | 3.429 | 3.387 | 3.226 | 3.355 | 3.435 |
| Sumatera Barat | 2.500 | 2.500 | 2.579 | 2.579 | 2.921 | 2.974 |
| Riau | 4.286 | 4.286 | 4.286 | 4.071 | 4.214 | 4.286 |
| Jambi | 3.688 | 3.719 | 3.906 | 3.813 | 3.813 | 4.125 |
| Sumatera Selatan | 3.080 | 3.060 | 2.960 | 2.920 | 3.080 | 3.280 |
| Bengkulu | 2.333 | 2.400 | 2.333 | 2.333 | 2.400 | 2.667 |
| Lampung | 2.650 | 2.650 | 2.550 | 2.550 | 2.600 | 2.900 |
| Bangka Belitung | 7.412 | 7.412 | 7.412 | 7.412 | 7.647 | 7.824 |
| Kepulauan Riau | 6.962 | 7.038 | 7.192 | 6.885 | 7.577 | 8.038 |
| Jawa Barat | 2.499 | 2.441 | 2.476 | 2.514 | 2.581 | 2.571 |
| Jawa Tengah | 1.859 | 1.793 | 1.697 | 1.714 | 1.745 | 1.672 |
| D. I. Yogyakarta | 1.974 | 1.917 | 1.791 | 1.863 | 1.833 | 1.770 |
| Jawa Timur | 2.528 | 2.408 | 2.308 | 2.475 | 2.453 | 2.309 |
| Banten | 3.147 | 3.059 | 3.147 | 3.206 | 3.147 | 3.088 |
| Bali | 3.250 | 3.325 | 3.075 | 3.275 | 2.900 | 2.845 |
| Nusa Tenggara Barat | 3.222 | 3.111 | 3.111 | 3.111 | 3.111 | 2.722 |
| Nusa Tenggara Timur | 4.385 | 4.462 | 4.462 | 4.308 | 4.269 | 3.962 |
| Kalimantan Barat | 7.391 | 7.484 | 7.438 | 7.531 | 7.719 | 7.641 |
| Kalimantan Tengah | 8.033 | 8.033 | 7.900 | 8.200 | 8.667 | 9.000 |
| Kalimantan Selatan | 5.000 | 5.400 | 5.200 | 5.200 | 5.200 | 5.600 |
| Kalimantan Timur | 7.067 | 7.467 | 7.933 | 8.080 | 8.080 | 8.113 |
| Sulawesi Utara | 4.108 | 4.083 | 4.125 | 4.067 | 4.067 | 4.083 |
| Sulawesi Tengah | 4.179 | 4.179 | 3.857 | 3.714 | 3.736 | 4.486 |
| Sulawesi Selatan | 3.438 | 3.438 | 3.375 | 3.375 | 3.563 | 3.563 |
| Sulawesi Tenggara | 4.543 | 4.623 | 4.623 | 4.527 | 4.696 | 4.837 |
| Gorontalo | 3.125 | 3.125 | 3.125 | 3.125 | 3.125 | 3.500 |
| Sulawesi Barat | 5.548 | 5.476 | 5.357 | 5.286 | 5.452 | 5.500 |
| Maluku | 7.144 | 7.250 | 7.250 | 7.206 | 7.931 | 8.653 |
| Maluku Utara | 8.021 | 8.021 | 8.521 | 8.521 | 8.521 | 9.000 |
| Papua Barat | 7.167 | 7.167 | 7.167 | 7.333 | 7.417 | 8.750 |
| Papua | 7.326 | 7.848 | 7.761 | 7.761 | 7.935 | 8.239 |
| Nasional | 4.556 | 4.595 | 4.587 | 4.585 | 4.703 | 4.880 |

Tabel 1.69: Lanjutan

| Provinsi | Juli | Agustus | September | Oktober | November | Desember | Rata-rata |
|--------------------------|--------------|----------------|------------------|----------------|-----------------|-----------------|------------------|
| (1) | (8) | (9) | (10) | (11) | (12) | (13) | (14) |
| Nanggroe Aceh Darussalam | 4.600 | 4.600 | 4.667 | 4.600 | 4.600 | 4.800 | 4.606 |
| Sumatera Utara | 3.500 | 3.452 | 3.452 | 3.823 | 3.984 | 3.971 | 3.537 |
| Sumatera Barat | 3.000 | 2.789 | 3.158 | 3.211 | 3.158 | 3.263 | 2.886 |
| Riau | 5.000 | 5.000 | 5.071 | 4.786 | 4.786 | 4.786 | 4.571 |
| Jambi | 4.344 | 4.219 | 4.156 | 4.406 | 4.281 | 4.281 | 4.063 |
| Sumatera Selatan | 3.440 | 3.440 | 3.340 | 3.360 | 3.360 | 3.404 | 3.227 |
| Bengkulu | 2.733 | 2.800 | 2.800 | 2.800 | 2.733 | 3.000 | 2.611 |
| Lampung | 2.900 | 2.880 | 3.013 | 3.013 | 2.833 | 2.867 | 2.784 |
| Bangka Belitung | 8.176 | 8.176 | 7.971 | 8.088 | 7.529 | 7.971 | 7.752 |
| Kepulauan Riau | 7.962 | 7.962 | 7.885 | 8.038 | 8.346 | 7.923 | 7.651 |
| Jawa Barat | 2.638 | 2.734 | 2.660 | 2.634 | 2.779 | 2.920 | 2.620 |
| Jawa Tengah | 1.747 | 1.738 | 1.822 | 1.931 | 2.091 | 2.036 | 1.820 |
| D. I. Yogyakarta | 1.844 | 1.900 | 1.907 | 1.900 | 2.261 | 2.428 | 1.949 |
| Jawa Timur | 2.413 | 2.373 | 2.348 | 2.477 | 2.631 | 2.669 | 2.449 |
| Banten | 3.176 | 3.176 | 3.176 | 3.176 | 3.441 | 3.441 | 3.199 |
| Bali | 2.845 | 2.920 | 2.750 | 2.875 | 2.925 | 2.950 | 2.995 |
| Nusa Tenggara Barat | 2.667 | 2.722 | 3.278 | 3.278 | 3.333 | 3.778 | 3.120 |
| Nusa Tenggara Timur | 3.885 | 3.731 | 3.654 | 3.808 | 3.808 | 3.808 | 4.045 |
| Kalimantan Barat | 7.734 | 7.609 | 7.641 | 7.828 | 7.875 | 8.156 | 7.671 |
| Kalimantan Tengah | 9.000 | 8.667 | 8.667 | 8.333 | 8.833 | 8.833 | 8.514 |
| Kalimantan Selatan | 5.400 | 6.600 | 6.300 | 6.400 | 6.300 | 6.300 | 5.742 |
| Kalimantan Timur | 7.980 | 7.980 | 8.047 | 7.980 | 8.047 | 7.647 | 7.868 |
| Sulawesi Utara | 4.167 | 4.167 | 4.167 | 4.333 | 4.167 | 4.167 | 4.142 |
| Sulawesi Tengah | 4.379 | 4.164 | 4.071 | 4.014 | 4.300 | 4.514 | 4.133 |
| Sulawesi Selatan | 3.625 | 3.625 | 3.906 | 3.938 | 4.313 | 4.406 | 3.714 |
| Sulawesi Tenggara | 4.837 | 4.837 | 4.837 | 4.880 | 4.859 | 4.859 | 4.747 |
| Gorontalo | 3.375 | 3.375 | 3.375 | 3.375 | 3.375 | 3.375 | 3.281 |
| Sulawesi Barat | 5.500 | 5.500 | 5.500 | 5.548 | 5.452 | 5.500 | 5.468 |
| Maluku | 8.478 | 8.603 | 9.428 | 9.491 | 8.916 | 8.853 | 8.267 |
| Maluku Utara | 9.500 | 9.500 | 9.500 | 9.292 | 9.277 | 9.490 | 8.930 |
| Papua Barat | 9.083 | 9.083 | 9.083 | 9.083 | 9.083 | 9.083 | 8.292 |
| Papua | 8.500 | 8.413 | 8.413 | 8.630 | 8.543 | 8.022 | 8.116 |
| Nasional | 4.951 | 4.961 | 5.001 | 5.042 | 5.069 | 5.109 | 4.837 |

Tabel 1.70
Harga Konsumen Perdesaan Kelompok Bahan Makanan, 2008
Tomat Sayur (Rp/Kg)

| Provinsi | Januari | Februari | Maret | April | Mei | Juni |
|--------------------------|--------------|--------------|--------------|--------------|--------------|--------------|
| (1) | (2) | (3) | (4) | (5) | (6) | (7) |
| Nanggroe Aceh Darussalam | 4.227 | 3.545 | 3.591 | 3.500 | 4.500 | 5.182 |
| Sumatera Utara | 4.842 | 4.711 | 4.632 | 4.553 | 5.158 | 6.184 |
| Sumatera Barat | 3.583 | 3.639 | 3.556 | 3.567 | 3.667 | 3.739 |
| Riau | 5.222 | 5.333 | 5.667 | 5.556 | 5.444 | 5.667 |
| Jambi | 5.917 | 5.667 | 5.708 | 5.625 | 5.625 | 5.708 |
| Sumatera Selatan | 4.269 | 4.346 | 4.385 | 4.346 | 4.346 | 4.731 |
| Bengkulu | 4.333 | 3.958 | 4.042 | 3.917 | 4.125 | 4.458 |
| Lampung | 3.200 | 3.350 | 3.300 | 3.450 | 3.500 | 3.600 |
| Bangka Belitung | 9.042 | 8.958 | 8.958 | 8.958 | 8.917 | 8.917 |
| Kepulauan Riau | 10.000 | 10.000 | 10.000 | 10.000 | 10.400 | 11.350 |
| Jawa Barat | 3.135 | 3.133 | 3.398 | 3.998 | 3.645 | 3.691 |
| Jawa Tengah | 2.488 | 2.240 | 2.535 | 2.958 | 3.197 | 3.076 |
| D. I. Yogyakarta | 2.615 | 2.385 | 2.231 | 2.808 | 3.346 | 3.023 |
| Jawa Timur | 2.717 | 2.406 | 2.918 | 3.291 | 3.194 | 3.476 |
| Banten | 3.567 | 3.067 | 3.133 | 3.917 | 3.783 | 4.113 |
| Bali | 3.167 | 3.067 | 3.100 | 3.633 | 4.067 | 3.533 |
| Nusa Tenggara Barat | 4.042 | 3.500 | 3.417 | 3.642 | 4.000 | 4.625 |
| Nusa Tenggara Timur | 7.818 | 7.818 | 7.818 | 8.091 | 8.091 | 8.091 |
| Kalimantan Barat | 9.375 | 9.250 | 8.938 | 9.125 | 9.156 | 9.375 |
| Kalimantan Tengah | 8.154 | 8.038 | 8.292 | 7.985 | 8.062 | 8.215 |
| Kalimantan Selatan | 6.607 | 7.357 | 7.214 | 6.929 | 7.179 | 6.750 |
| Kalimantan Timur | 7.889 | 8.111 | 8.389 | 9.333 | 9.111 | 8.944 |
| Sulawesi Utara | 6.125 | 5.375 | 6.563 | 6.563 | 5.688 | 5.563 |
| Sulawesi Tengah | 5.094 | 5.063 | 4.688 | 5.406 | 5.188 | 5.500 |
| Sulawesi Selatan | 4.327 | 4.282 | 4.509 | 5.555 | 5.009 | 5.191 |
| Sulawesi Tenggara | 5.974 | 6.158 | 6.543 | 6.771 | 7.028 | 7.762 |
| Gorontalo | 5.611 | 4.944 | 5.389 | 5.611 | 4.222 | 6.167 |
| Sulawesi Barat | 6.273 | 5.455 | 5.409 | 6.500 | 6.955 | 6.591 |
| Maluku | 12.027 | 12.455 | 11.018 | 11.609 | 12.836 | 12.782 |
| Maluku Utara | 11.500 | 11.500 | 10.300 | 11.400 | 12.150 | 12.700 |
| Papua Barat | 14.571 | 13.857 | 14.143 | 14.000 | 16.286 | 15.571 |
| Papua | 11.643 | 12.000 | 13.071 | 13.643 | 13.429 | 13.571 |
| Nasional | 6.230 | 6.093 | 6.152 | 6.445 | 6.603 | 6.808 |

Tabel 1.70: Lanjutan

| Provinsi | Juli | Agustus | September | Oktober | November | Desember | Rata-rata |
|--------------------------|--------------|----------------|------------------|----------------|-----------------|-----------------|------------------|
| (1) | (8) | (9) | (10) | (11) | (12) | (13) | (14) |
| Nanggroe Aceh Darussalam | 6.091 | 6.182 | 6.227 | 5.500 | 5.136 | 5.636 | 4.943 |
| Sumatera Utara | 6.289 | 6.711 | 7.079 | 5.605 | 5.026 | 6.079 | 5.572 |
| Sumatera Barat | 3.906 | 4.267 | 4.628 | 4.194 | 4.111 | 4.194 | 3.921 |
| Riau | 5.889 | 5.889 | 6.056 | 6.111 | 6.111 | 6.111 | 5.755 |
| Jambi | 5.608 | 5.817 | 6.317 | 6.275 | 5.750 | 5.417 | 5.786 |
| Sumatera Selatan | 5.577 | 5.654 | 5.654 | 5.577 | 5.423 | 5.500 | 4.984 |
| Bengkulu | 4.333 | 4.500 | 4.500 | 4.667 | 4.708 | 5.000 | 4.378 |
| Lampung | 3.700 | 3.350 | 3.350 | 3.600 | 3.900 | 3.900 | 3.517 |
| Bangka Belitung | 8.833 | 9.042 | 9.042 | 9.125 | 8.750 | 8.917 | 8.955 |
| Kepulauan Riau | 11.350 | 11.150 | 11.750 | 11.450 | 11.650 | 11.650 | 10.896 |
| Jawa Barat | 3.602 | 3.602 | 3.677 | 3.663 | 3.625 | 3.804 | 3.581 |
| Jawa Tengah | 2.898 | 2.764 | 2.855 | 3.028 | 3.275 | 3.669 | 2.915 |
| D. I. Yogyakarta | 2.831 | 2.600 | 2.777 | 2.892 | 3.292 | 3.396 | 2.850 |
| Jawa Timur | 3.270 | 3.117 | 3.068 | 3.040 | 3.410 | 4.064 | 3.164 |
| Banten | 4.367 | 4.467 | 4.433 | 4.333 | 4.067 | 4.100 | 3.946 |
| Bali | 3.867 | 3.900 | 3.700 | 3.633 | 3.833 | 3.800 | 3.608 |
| Nusa Tenggara Barat | 4.333 | 3.833 | 3.792 | 4.083 | 4.167 | 5.875 | 4.109 |
| Nusa Tenggara Timur | 8.455 | 8.455 | 7.545 | 7.727 | 7.727 | 8.545 | 8.015 |
| Kalimantan Barat | 9.344 | 9.406 | 9.625 | 9.625 | 9.625 | 9.906 | 9.396 |
| Kalimantan Tengah | 8.292 | 7.831 | 7.754 | 7.754 | 7.754 | 7.446 | 7.965 |
| Kalimantan Selatan | 6.964 | 7.000 | 7.536 | 6.893 | 7.929 | 8.286 | 7.220 |
| Kalimantan Timur | 9.222 | 9.222 | 9.111 | 9.222 | 9.167 | 9.278 | 8.917 |
| Sulawesi Utara | 5.688 | 5.813 | 6.063 | 5.500 | 5.250 | 5.500 | 5.807 |
| Sulawesi Tengah | 6.094 | 6.219 | 6.281 | 6.188 | 6.063 | 6.875 | 5.721 |
| Sulawesi Selatan | 4.600 | 4.545 | 4.591 | 4.591 | 4.882 | 5.455 | 4.795 |
| Sulawesi Tenggara | 7.825 | 7.825 | 7.408 | 7.470 | 7.595 | 7.595 | 7.163 |
| Gorontalo | 6.111 | 5.556 | 5.667 | 4.000 | 4.778 | 5.278 | 5.278 |
| Sulawesi Barat | 6.773 | 6.773 | 6.909 | 6.136 | 6.909 | 7.455 | 6.511 |
| Maluku | 12.127 | 12.291 | 12.645 | 12.318 | 12.091 | 11.964 | 12.180 |
| Maluku Utara | 11.900 | 11.900 | 10.900 | 11.500 | 11.800 | 11.500 | 11.588 |
| Papua Barat | 16.429 | 17.714 | 17.143 | 14.286 | 15.143 | 14.429 | 15.298 |
| Papua | 12.857 | 12.786 | 12.821 | 13.036 | 14.107 | 14.464 | 13.119 |
| Nasional | 6.857 | 6.881 | 6.903 | 6.657 | 6.783 | 7.034 | 6.620 |

Tabel 1.71
Harga Konsumen Perdesaan Kelompok Bahan Makanan, 2008
Labu Siam/Jipang (Rp/Kg)

| Provinsi | Januari | Februari | Maret | April | Mei | Juni |
|--------------------------|--------------|--------------|--------------|--------------|--------------|--------------|
| (1) | (2) | (3) | (4) | (5) | (6) | (7) |
| Nanggroe Aceh Darussalam | 3.083 | 3.083 | 3.083 | 3.083 | 3.167 | 3.167 |
| Sumatera Utara | 2.033 | 1.967 | 1.967 | 1.956 | 2.411 | 2.411 |
| Sumatera Barat | 2.000 | 2.077 | 2.077 | 2.269 | 2.231 | 2.231 |
| Riau | 3.417 | 3.417 | 3.417 | 3.417 | 3.500 | 3.500 |
| Jambi | 2.375 | 2.313 | 2.313 | 2.375 | 2.375 | 2.375 |
| Sumatera Selatan | 2.220 | 2.270 | 2.120 | 2.020 | 2.020 | 2.020 |
| Bengkulu | 2.100 | 2.100 | 2.171 | 2.100 | 2.214 | 2.429 |
| Lampung | 2.056 | 2.000 | 2.033 | 2.033 | 2.078 | 2.156 |
| Bangka Belitung | 4.857 | 5.000 | 5.000 | 5.000 | 5.000 | 4.786 |
| Kepulauan Riau | 4.250 | 4.250 | 4.375 | 4.375 | 4.375 | 4.625 |
| Jawa Barat | 2.311 | 2.309 | 2.237 | 2.227 | 2.156 | 2.221 |
| Jawa Tengah | 1.389 | 1.310 | 1.372 | 1.427 | 1.386 | 1.371 |
| D. I. Yogyakarta | 1.607 | 1.514 | 1.446 | 1.418 | 1.389 | 1.454 |
| Jawa Timur | 1.814 | 1.828 | 1.874 | 1.860 | 1.734 | 1.770 |
| Banten | 3.031 | 3.031 | 3.108 | 2.992 | 2.992 | 3.300 |
| Bali | 1.467 | 1.467 | 1.411 | 1.467 | 1.556 | 1.556 |
| Nusa Tenggara Barat | 2.000 | 2.000 | 2.000 | 2.200 | 2.200 | 2.200 |
| Nusa Tenggara Timur | 2.365 | 2.365 | 2.481 | 2.442 | 2.404 | 2.365 |
| Kalimantan Barat | 5.625 | 5.625 | 5.583 | 5.375 | 5.458 | 5.708 |
| Kalimantan Tengah | 4.409 | 4.409 | 4.500 | 4.591 | 4.591 | 4.682 |
| Kalimantan Selatan | 3.380 | 3.380 | 3.630 | 3.680 | 3.680 | 3.805 |
| Kalimantan Timur | 4.143 | 4.143 | 4.143 | 4.500 | 4.643 | 4.786 |
| Sulawesi Utara | 3.500 | 3.500 | 3.056 | 3.167 | 2.944 | 2.889 |
| Sulawesi Tengah | 2.821 | 2.929 | 2.929 | 3.214 | 3.018 | 3.089 |
| Sulawesi Selatan | 2.775 | 2.775 | 2.775 | 2.775 | 2.838 | 2.713 |
| Sulawesi Tenggara | 4.556 | 4.597 | 4.556 | 4.556 | 4.543 | 4.543 |
| Gorontalo | 3.100 | 3.100 | 3.100 | 3.100 | 3.100 | 3.100 |
| Sulawesi Barat | 3.100 | 3.100 | 3.200 | 3.500 | 3.600 | 3.400 |
| Maluku | 8.170 | 7.670 | 7.730 | 7.830 | 8.740 | 8.316 |
| Maluku Utara | 5.688 | 5.688 | 5.688 | 5.750 | 5.500 | 5.500 |
| Papua Barat | 5.500 | 5.500 | 5.500 | 5.500 | 5.500 | 5.500 |
| Papua | 5.000 | 5.200 | 5.400 | 5.700 | 5.700 | 5.500 |
| Nasional | 3.317 | 3.310 | 3.321 | 3.372 | 3.408 | 3.421 |

Tabel 1.71: Lanjutan

| Provinsi | Juli | Agustus | September | Oktober | November | Desember | Rata-rata |
|--------------------------|--------------|----------------|------------------|----------------|-----------------|-----------------|------------------|
| (1) | (8) | (9) | (10) | (11) | (12) | (13) | (14) |
| Nanggroe Aceh Darussalam | 3.167 | 3.333 | 3.333 | 3.333 | 3.333 | 3.333 | 3.208 |
| Sumatera Utara | 2.411 | 2.444 | 2.389 | 2.333 | 2.278 | 2.389 | 2.249 |
| Sumatera Barat | 2.346 | 2.346 | 2.346 | 2.385 | 2.500 | 2.500 | 2.276 |
| Riau | 3.583 | 3.583 | 3.917 | 3.917 | 3.833 | 3.833 | 3.611 |
| Jambi | 3.000 | 3.000 | 2.875 | 3.000 | 2.750 | 2.875 | 2.635 |
| Sumatera Selatan | 2.120 | 2.370 | 2.370 | 2.320 | 2.300 | 2.250 | 2.200 |
| Bengkulu | 2.571 | 2.571 | 2.571 | 2.571 | 2.643 | 2.571 | 2.385 |
| Lampung | 2.156 | 2.156 | 2.211 | 2.211 | 2.044 | 2.122 | 2.105 |
| Bangka Belitung | 4.929 | 4.929 | 4.357 | 4.643 | 4.429 | 4.429 | 4.780 |
| Kepulauan Riau | 4.625 | 4.500 | 5.125 | 5.000 | 5.000 | 5.000 | 4.625 |
| Jawa Barat | 2.227 | 2.194 | 2.314 | 2.271 | 2.286 | 2.357 | 2.259 |
| Jawa Tengah | 1.318 | 1.319 | 1.316 | 1.386 | 1.410 | 1.444 | 1.371 |
| D. I. Yogyakarta | 1.418 | 1.504 | 1.525 | 1.596 | 1.657 | 1.725 | 1.521 |
| Jawa Timur | 1.843 | 1.850 | 1.822 | 1.829 | 1.840 | 1.834 | 1.825 |
| Banten | 3.315 | 3.315 | 3.315 | 3.277 | 3.662 | 3.546 | 3.240 |
| Bali | 1.589 | 1.589 | 1.722 | 1.667 | 1.556 | 1.700 | 1.562 |
| Nusa Tenggara Barat | 2.300 | 2.300 | 2.300 | 2.300 | 2.300 | 2.300 | 2.200 |
| Nusa Tenggara Timur | 2.327 | 2.327 | 2.135 | 2.173 | 2.250 | 2.135 | 2.314 |
| Kalimantan Barat | 5.750 | 5.667 | 5.708 | 6.125 | 6.292 | 5.917 | 5.736 |
| Kalimantan Tengah | 4.818 | 4.818 | 4.818 | 4.818 | 4.500 | 4.409 | 4.614 |
| Kalimantan Selatan | 4.005 | 3.605 | 3.455 | 3.455 | 3.505 | 3.605 | 3.599 |
| Kalimantan Timur | 4.786 | 4.786 | 4.929 | 5.071 | 5.071 | 4.929 | 4.661 |
| Sulawesi Utara | 2.889 | 2.889 | 2.889 | 3.000 | 2.889 | 2.889 | 3.042 |
| Sulawesi Tengah | 3.175 | 3.175 | 3.246 | 3.336 | 3.264 | 3.371 | 3.131 |
| Sulawesi Selatan | 2.775 | 2.775 | 2.713 | 2.713 | 2.713 | 2.713 | 2.754 |
| Sulawesi Tenggara | 4.543 | 4.543 | 4.543 | 4.543 | 4.543 | 4.543 | 4.551 |
| Gorontalo | 3.100 | 3.100 | 3.100 | 3.100 | 3.100 | 3.100 | 3.100 |
| Sulawesi Barat | 3.400 | 3.400 | 3.450 | 3.400 | 3.500 | 3.500 | 3.379 |
| Maluku | 8.066 | 8.066 | 7.926 | 8.066 | 8.466 | 8.466 | 8.126 |
| Maluku Utara | 5.500 | 5.500 | 5.500 | 5.500 | 5.846 | 6.018 | 5.640 |
| Papua Barat | 5.500 | 5.500 | 5.500 | 6.750 | 6.800 | 6.750 | 5.817 |
| Papua | 5.500 | 5.500 | 5.400 | 5.400 | 5.400 | 5.400 | 5.425 |
| Nasional | 3.470 | 3.467 | 3.473 | 3.547 | 3.561 | 3.561 | 3.436 |

Tabel 1.72
Harga Konsumen Perdesaan Kelompok Bahan Makanan, 2008
Petai (Rp/Papan)

| Provinsi | Januari | Februari | Maret | April | Mei | Juni |
|--------------------------|--------------|--------------|--------------|--------------|--------------|--------------|
| (1) | (2) | (3) | (4) | (5) | (6) | (7) |
| Nanggroe Aceh Darussalam | 2.125 | 2.125 | 2.125 | 2.125 | 2.125 | 2.125 |
| Sumatera Utara | 3.790 | 3.955 | 3.940 | 3.940 | 3.980 | 4.000 |
| Sumatera Barat | 3.567 | 3.667 | 3.654 | 3.846 | 4.408 | 4.517 |
| Riau | 3.700 | 3.918 | 3.918 | 3.936 | 3.936 | 3.936 |
| Jambi | 3.463 | 3.375 | 3.500 | 4.438 | 4.188 | 4.275 |
| Sumatera Selatan | 4.558 | 4.308 | 4.642 | 5.025 | 5.025 | 5.275 |
| Bengkulu | 4.400 | 4.400 | 4.400 | 4.500 | 4.500 | 4.500 |
| Lampung | 4.667 | 4.500 | 4.667 | 5.000 | 5.000 | 5.000 |
| Bangka Belitung | 2.935 | 2.815 | 2.795 | 2.765 | 2.875 | 3.335 |
| Kepulauan Riau | 3.180 | 3.180 | 3.220 | 3.260 | 3.210 | 3.250 |
| Jawa Barat | 2.829 | 2.850 | 2.946 | 3.142 | 3.113 | 3.150 |
| Jawa Tengah | 3.064 | 3.151 | 3.189 | 3.295 | 3.278 | 3.409 |
| D. I. Yogyakarta | 3.622 | 3.567 | 3.983 | 4.000 | 4.144 | 4.144 |
| Jawa Timur | 3.561 | 3.687 | 3.926 | 3.985 | 4.059 | 4.215 |
| Banten | 2.965 | 3.042 | 3.054 | 3.077 | 3.592 | 3.962 |
| Bali | - | - | - | - | - | - |
| Nusa Tenggara Barat | - | - | - | - | - | - |
| Nusa Tenggara Timur | 2.125 | 2.188 | 2.313 | 2.438 | 2.438 | 2.438 |
| Kalimantan Barat | 4.300 | 4.300 | 4.300 | 4.250 | 3.917 | 3.917 |
| Kalimantan Tengah | 3.256 | 3.256 | 3.278 | 3.111 | 3.278 | 3.361 |
| Kalimantan Selatan | 4.667 | 4.667 | 4.833 | 4.833 | 4.833 | 4.833 |
| Kalimantan Timur | 2.813 | 2.813 | 3.063 | 3.500 | 3.875 | 3.875 |
| Sulawesi Utara | 3.000 | 3.000 | 3.000 | 3.000 | 3.125 | 3.050 |
| Sulawesi Tengah | 3.833 | 3.833 | 3.833 | 4.033 | 4.033 | 4.033 |
| Sulawesi Selatan | 4.875 | 4.875 | 4.875 | 4.875 | 4.700 | 4.700 |
| Sulawesi Tenggara | 3.713 | 4.379 | 3.963 | 3.588 | 3.588 | 3.650 |
| Gorontalo | 2.750 | 2.750 | 2.750 | 2.750 | 2.750 | 2.750 |
| Sulawesi Barat | 4.000 | 4.000 | 4.000 | 4.000 | 4.250 | 4.250 |
| Maluku | 2.638 | 2.638 | 2.638 | 2.638 | 2.682 | 2.700 |
| Maluku Utara | 3.000 | 3.000 | 3.000 | 3.000 | 3.067 | 3.067 |
| Papua Barat | 3.500 | 3.500 | 3.600 | 3.600 | 3.600 | 3.600 |
| Papua | 3.740 | 3.740 | 3.760 | 3.760 | 3.760 | 3.560 |
| Nasional | 3.488 | 3.516 | 3.572 | 3.657 | 3.711 | 3.763 |

Tabel 1.72: Lanjutan

| Provinsi | Juli | Agustus | September | Oktober | November | Desember | Rata-rata |
|--------------------------|--------------|----------------|------------------|----------------|-----------------|-----------------|------------------|
| (1) | (8) | (9) | (10) | (11) | (12) | (13) | (14) |
| Nanggroe Aceh Darussalam | 2.125 | 2.125 | 2.125 | 2.125 | 2.125 | 2.125 | 2.125 |
| Sumatera Utara | 3.950 | 3.950 | 4.050 | 4.100 | 4.150 | 4.150 | 3.996 |
| Sumatera Barat | 4.517 | 4.767 | 4.842 | 4.800 | 5.508 | 5.529 | 4.468 |
| Riau | 5.691 | 5.691 | 5.536 | 5.900 | 4.991 | 4.718 | 4.656 |
| Jambi | 3.850 | 3.663 | 3.600 | 3.725 | 3.663 | 3.725 | 3.789 |
| Sumatera Selatan | 5.192 | 5.442 | 6.150 | 5.983 | 5.692 | 5.275 | 5.214 |
| Bengkulu | 4.700 | 4.820 | 4.820 | 4.820 | 4.820 | 4.820 | 4.625 |
| Lampung | 4.500 | 4.500 | 4.550 | 4.967 | 3.433 | 3.767 | 4.546 |
| Bangka Belitung | 3.425 | 3.385 | 3.385 | 3.365 | 3.065 | 3.265 | 3.118 |
| Kepulauan Riau | 3.250 | 3.290 | 3.060 | 2.980 | 2.980 | 2.980 | 3.153 |
| Jawa Barat | 3.704 | 3.879 | 3.788 | 3.475 | 3.225 | 3.038 | 3.261 |
| Jawa Tengah | 3.388 | 3.548 | 3.756 | 3.869 | 3.646 | 3.337 | 3.411 |
| D. I. Yogyakarta | 3.944 | 3.944 | 3.889 | 3.611 | 3.556 | 3.778 | 3.849 |
| Jawa Timur | 4.637 | 4.656 | 4.759 | 4.852 | 4.352 | 4.241 | 4.244 |
| Banten | 3.962 | 4.008 | 4.146 | 4.200 | 3.700 | 3.892 | 3.633 |
| Bali | - | - | - | - | - | - | - |
| Nusa Tenggara Barat | - | - | - | - | - | - | - |
| Nusa Tenggara Timur | 2.438 | 2.313 | 2.313 | 2.313 | 2.313 | 2.313 | 2.328 |
| Kalimantan Barat | 3.917 | 4.167 | 4.500 | 4.500 | 4.500 | 4.500 | 4.256 |
| Kalimantan Tengah | 3.372 | 3.372 | 3.372 | 3.594 | 3.594 | 3.817 | 3.388 |
| Kalimantan Selatan | 5.667 | 5.667 | 6.333 | 6.433 | 6.433 | 6.433 | 5.469 |
| Kalimantan Timur | 3.875 | 3.875 | 4.813 | 4.813 | 4.813 | 4.813 | 3.911 |
| Sulawesi Utara | 3.250 | 3.250 | 3.250 | 3.250 | 3.250 | 3.750 | 3.181 |
| Sulawesi Tengah | 4.033 | 4.033 | 4.033 | 4.167 | 4.167 | 4.167 | 4.017 |
| Sulawesi Selatan | 4.700 | 4.700 | 4.700 | 4.750 | 4.800 | 4.800 | 4.779 |
| Sulawesi Tenggara | 3.775 | 3.650 | 3.650 | 3.650 | 3.650 | 3.650 | 3.742 |
| Gorontalo | 2.750 | 2.750 | 2.750 | 2.750 | 2.750 | 2.750 | 2.750 |
| Sulawesi Barat | 4.250 | 4.250 | 4.250 | 4.250 | 4.250 | 4.250 | 4.167 |
| Maluku | 2.700 | 2.700 | 2.700 | 2.700 | 2.700 | 2.700 | 2.678 |
| Maluku Utara | 3.067 | 3.067 | 3.067 | 3.067 | 3.067 | 3.067 | 3.044 |
| Papua Barat | 3.750 | 3.750 | 3.750 | 3.750 | 3.750 | 3.750 | 3.658 |
| Papua | 3.560 | 3.560 | 3.520 | 3.520 | 3.520 | 3.420 | 3.618 |
| Nasional | 3.865 | 3.892 | 3.982 | 4.009 | 3.882 | 3.894 | 3.769 |

Tabel 1.73
Harga Konsumen Perdesaan Kelompok Bahan Makanan, 2008
Terung (Rp/Kg)

| Provinsi | Januari | Februari | Maret | April | Mei | Juni |
|--------------------------|--------------|--------------|--------------|--------------|--------------|--------------|
| (1) | (2) | (3) | (4) | (5) | (6) | (7) |
| Nanggroe Aceh Darussalam | 3.000 | 3.350 | 3.400 | 3.450 | 3.650 | 3.500 |
| Sumatera Utara | 3.222 | 3.417 | 3.539 | 3.400 | 3.317 | 3.594 |
| Sumatera Barat | 2.783 | 2.811 | 2.894 | 3.006 | 2.922 | 3.033 |
| Riau | 4.375 | 4.375 | 4.542 | 4.583 | 4.625 | 4.625 |
| Jambi | 3.773 | 3.682 | 3.727 | 3.818 | 3.773 | 4.045 |
| Sumatera Selatan | 3.264 | 3.086 | 3.036 | 3.071 | 3.071 | 3.393 |
| Bengkulu | 2.231 | 2.385 | 2.538 | 2.346 | 2.115 | 2.538 |
| Lampung | 2.120 | 2.100 | 2.070 | 2.120 | 2.210 | 2.110 |
| Bangka Belitung | 6.667 | 6.583 | 6.667 | 6.667 | 6.750 | 7.250 |
| Kepulauan Riau | 6.400 | 6.400 | 6.600 | 6.300 | 6.300 | 6.550 |
| Jawa Barat | 2.821 | 2.874 | 2.936 | 2.845 | 2.864 | 2.964 |
| Jawa Tengah | 2.006 | 2.070 | 2.057 | 2.043 | 2.076 | 1.985 |
| D. I. Yogyakarta | 2.318 | 2.511 | 2.339 | 2.268 | 2.336 | 2.054 |
| Jawa Timur | 2.114 | 2.152 | 2.150 | 2.197 | 2.139 | 2.178 |
| Banten | 2.708 | 2.708 | 2.977 | 3.054 | 3.131 | 3.246 |
| Bali | 2.500 | 2.500 | 2.273 | 2.227 | 2.309 | 2.445 |
| Nusa Tenggara Barat | 2.022 | 1.967 | 1.800 | 1.856 | 1.911 | 2.189 |
| Nusa Tenggara Timur | 3.269 | 3.269 | 3.269 | 3.385 | 3.346 | 3.346 |
| Kalimantan Barat | 6.263 | 6.263 | 6.263 | 6.211 | 6.289 | 6.395 |
| Kalimantan Tengah | 4.000 | 4.286 | 4.250 | 4.321 | 4.429 | 4.393 |
| Kalimantan Selatan | 2.828 | 3.016 | 3.141 | 3.172 | 3.109 | 3.203 |
| Kalimantan Timur | 6.591 | 6.591 | 6.682 | 6.818 | 6.727 | 6.955 |
| Sulawesi Utara | 4.063 | 4.150 | 4.150 | 4.713 | 4.388 | 4.388 |
| Sulawesi Tengah | 3.000 | 2.971 | 2.988 | 3.044 | 3.085 | 3.276 |
| Sulawesi Selatan | 2.611 | 2.667 | 2.667 | 2.667 | 2.944 | 3.111 |
| Sulawesi Tenggara | 2.903 | 2.986 | 3.001 | 2.927 | 2.913 | 3.110 |
| Gorontalo | 2.308 | 2.558 | 2.808 | 2.933 | 2.933 | 3.433 |
| Sulawesi Barat | 3.611 | 3.389 | 3.278 | 3.278 | 3.089 | 3.789 |
| Maluku | 5.625 | 5.650 | 5.625 | 5.979 | 5.832 | 6.535 |
| Maluku Utara | 3.515 | 3.490 | 3.490 | 3.750 | 3.650 | 3.750 |
| Papua Barat | 6.929 | 7.357 | 7.357 | 7.643 | 8.429 | 8.643 |
| Papua | 4.818 | 4.909 | 5.000 | 5.000 | 5.000 | 4.909 |
| Nasional | 3.646 | 3.704 | 3.735 | 3.784 | 3.802 | 3.967 |

Tabel 1.73: Lanjutan

| Provinsi | Juli | Agustus | September | Oktober | November | Desember | Rata-rata |
|--------------------------|--------------|--------------|--------------|--------------|--------------|--------------|--------------|
| (1) | (8) | (9) | (10) | (11) | (12) | (13) | (14) |
| Nanggroe Aceh Darussalam | 3.850 | 3.750 | 3.700 | 3.650 | 3.700 | 3.800 | 3.567 |
| Sumatera Utara | 3.678 | 3.556 | 3.456 | 3.461 | 3.544 | 3.572 | 3.480 |
| Sumatera Barat | 3.033 | 3.033 | 2.894 | 3.117 | 3.144 | 3.111 | 2.982 |
| Riau | 4.708 | 4.625 | 4.833 | 4.875 | 4.958 | 5.042 | 4.681 |
| Jambi | 4.209 | 4.118 | 4.118 | 4.209 | 4.182 | 3.909 | 3.964 |
| Sumatera Selatan | 3.429 | 3.536 | 3.536 | 3.500 | 3.429 | 3.393 | 3.312 |
| Bengkulu | 3.000 | 2.846 | 2.885 | 2.731 | 2.669 | 2.746 | 2.586 |
| Lampung | 2.310 | 2.260 | 2.460 | 2.460 | 2.510 | 2.460 | 2.266 |
| Bangka Belitung | 7.167 | 7.333 | 7.292 | 7.167 | 6.792 | 6.708 | 6.920 |
| Kepulauan Riau | 6.550 | 6.550 | 6.750 | 6.750 | 6.750 | 6.650 | 6.546 |
| Jawa Barat | 3.043 | 3.095 | 2.993 | 2.952 | 2.852 | 2.833 | 2.923 |
| Jawa Tengah | 1.949 | 1.902 | 1.806 | 1.683 | 1.679 | 1.827 | 1.924 |
| D. I. Yogyakarta | 2.143 | 2.107 | 1.929 | 1.929 | 2.093 | 2.071 | 2.175 |
| Jawa Timur | 2.306 | 2.194 | 2.058 | 2.052 | 2.079 | 1.992 | 2.134 |
| Banten | 3.246 | 3.131 | 3.285 | 3.169 | 3.092 | 3.054 | 3.067 |
| Bali | 2.627 | 2.764 | 2.727 | 2.591 | 2.545 | 2.545 | 2.505 |
| Nusa Tenggara Barat | 2.022 | 2.022 | 2.111 | 2.278 | 1.856 | 1.856 | 1.991 |
| Nusa Tenggara Timur | 3.423 | 3.615 | 3.423 | 3.462 | 3.846 | 3.962 | 3.468 |
| Kalimantan Barat | 6.421 | 6.368 | 6.237 | 6.658 | 6.658 | 6.474 | 6.375 |
| Kalimantan Tengah | 4.429 | 4.357 | 4.357 | 4.464 | 4.714 | 4.857 | 4.405 |
| Kalimantan Selatan | 3.469 | 3.313 | 3.125 | 3.500 | 3.813 | 3.844 | 3.294 |
| Kalimantan Timur | 6.864 | 7.136 | 7.273 | 7.318 | 7.318 | 7.182 | 6.955 |
| Sulawesi Utara | 4.388 | 4.450 | 4.450 | 4.388 | 4.263 | 4.263 | 4.338 |
| Sulawesi Tengah | 3.435 | 3.509 | 3.468 | 3.412 | 3.529 | 3.571 | 3.274 |
| Sulawesi Selatan | 3.111 | 3.111 | 3.278 | 3.167 | 3.333 | 3.056 | 2.977 |
| Sulawesi Tenggara | 3.110 | 3.110 | 3.110 | 3.352 | 3.402 | 3.402 | 3.110 |
| Gorontalo | 3.371 | 3.121 | 3.121 | 3.346 | 3.183 | 3.371 | 3.041 |
| Sulawesi Barat | 3.789 | 3.789 | 3.789 | 3.789 | 3.889 | 3.844 | 3.610 |
| Maluku | 6.185 | 6.135 | 6.560 | 6.768 | 6.793 | 6.835 | 6.210 |
| Maluku Utara | 3.950 | 3.950 | 3.950 | 3.950 | 4.300 | 4.244 | 3.832 |
| Papua Barat | 8.786 | 9.143 | 9.143 | 9.143 | 9.143 | 9.143 | 8.405 |
| Papua | 5.182 | 5.182 | 4.909 | 5.091 | 5.182 | 4.909 | 5.008 |
| Nasional | 4.037 | 4.035 | 4.032 | 4.074 | 4.101 | 4.079 | 3.916 |

Tabel 1.74
Harga Konsumen Perdesaan Kelompok Bahan Makanan, 2008
Nangka Muda (Rp/Kg)

| Provinsi | Januari | Februari | Maret | April | Mei | Juni |
|--------------------------|--------------|--------------|--------------|--------------|--------------|--------------|
| (1) | (2) | (3) | (4) | (5) | (6) | (7) |
| Nanggroe Aceh Darussalam | 3.313 | 3.313 | 3.313 | 3.313 | 3.188 | 3.188 |
| Sumatera Utara | 2.917 | 2.917 | 2.917 | 3.083 | 3.083 | 2.917 |
| Sumatera Barat | 2.500 | 2.500 | 2.500 | 2.600 | 2.500 | 2.600 |
| Riau | 2.950 | 2.950 | 2.960 | 2.950 | 3.050 | 3.050 |
| Jambi | 2.300 | 2.400 | 2.400 | 2.400 | 2.400 | 2.400 |
| Sumatera Selatan | 2.367 | 2.411 | 2.411 | 2.500 | 2.522 | 2.556 |
| Bengkulu | 1.640 | 1.640 | 1.840 | 1.640 | 1.800 | 2.000 |
| Lampung | 1.611 | 1.667 | 1.667 | 1.667 | 1.722 | 1.722 |
| Bangka Belitung | 4.056 | 4.056 | 4.056 | 3.944 | 4.056 | 4.056 |
| Kepulauan Riau | 3.000 | 3.000 | 2.857 | 2.929 | 3.000 | 3.071 |
| Jawa Barat | 3.200 | 3.309 | 3.396 | 3.330 | 3.178 | 3.178 |
| Jawa Tengah | 2.441 | 2.546 | 2.671 | 2.772 | 2.707 | 2.674 |
| D. I. Yogyakarta | 2.245 | 2.359 | 2.564 | 2.636 | 2.682 | 2.636 |
| Jawa Timur | 2.533 | 2.535 | 2.781 | 3.008 | 2.924 | 2.834 |
| Banten | 1.963 | 1.963 | 1.963 | 1.963 | 1.963 | 2.025 |
| Bali | 2.290 | 2.423 | 2.723 | 2.657 | 2.657 | 2.657 |
| Nusa Tenggara Barat | 2.286 | 2.286 | 2.286 | 2.286 | 2.286 | 2.357 |
| Nusa Tenggara Timur | 2.200 | 2.200 | 2.200 | 2.200 | 2.300 | 2.300 |
| Kalimantan Barat | 4.050 | 4.050 | 4.150 | 4.250 | 4.250 | 4.250 |
| Kalimantan Tengah | 3.615 | 3.615 | 3.677 | 3.677 | 3.562 | 3.600 |
| Kalimantan Selatan | 1.719 | 1.719 | 1.719 | 1.719 | 1.719 | 1.781 |
| Kalimantan Timur | 4.389 | 4.389 | 4.556 | 4.611 | 4.611 | 4.611 |
| Sulawesi Utara | 3.314 | 3.414 | 3.257 | 3.243 | 3.243 | 3.393 |
| Sulawesi Tengah | 2.500 | 2.458 | 2.458 | 2.458 | 2.542 | 2.500 |
| Sulawesi Selatan | 1.944 | 1.944 | 1.944 | 1.944 | 2.167 | 2.167 |
| Sulawesi Tenggara | 2.389 | 2.354 | 2.296 | 2.421 | 2.445 | 2.480 |
| Gorontalo | 3.125 | 3.125 | 3.125 | 3.250 | 3.250 | 3.000 |
| Sulawesi Barat | 2.778 | 2.778 | 2.889 | 3.111 | 3.056 | 3.056 |
| Maluku | 4.929 | 4.929 | 4.929 | 4.929 | 5.238 | 4.898 |
| Maluku Utara | 5.250 | 5.250 | 5.250 | 5.250 | 5.250 | 5.250 |
| Papua Barat | 3.625 | 4.375 | 4.375 | 4.625 | 5.375 | 5.500 |
| Papua | 4.750 | 4.833 | 5.083 | 5.083 | 5.083 | 5.167 |
| Nasional | 2.943 | 2.991 | 3.038 | 3.077 | 3.119 | 3.121 |

Tabel 1.74: Lanjutan

| Provinsi | Juli | Agustus | September | Oktober | November | Desember | Rata-rata |
|--------------------------|--------------|----------------|------------------|----------------|-----------------|-----------------|------------------|
| (1) | (8) | (9) | (10) | (11) | (12) | (13) | (14) |
| Nanggroe Aceh Darussalam | 3.375 | 3.375 | 3.438 | 3.313 | 3.313 | 3.438 | 3.323 |
| Sumatera Utara | 2.917 | 3.167 | 3.250 | 3.250 | 3.167 | 3.333 | 3.076 |
| Sumatera Barat | 2.600 | 2.600 | 2.600 | 2.800 | 2.900 | 2.900 | 2.633 |
| Riau | 3.150 | 3.050 | 3.150 | 3.200 | 3.200 | 3.200 | 3.072 |
| Jambi | 2.400 | 2.500 | 2.500 | 3.100 | 2.800 | 2.800 | 2.533 |
| Sumatera Selatan | 2.667 | 3.000 | 3.111 | 3.111 | 3.000 | 3.000 | 2.721 |
| Bengkulu | 2.000 | 2.100 | 2.100 | 2.100 | 2.100 | 2.100 | 1.922 |
| Lampung | 1.833 | 1.722 | 1.833 | 1.833 | 1.917 | 1.917 | 1.759 |
| Bangka Belitung | 4.056 | 4.056 | 4.056 | 4.056 | 4.000 | 4.000 | 4.037 |
| Kepulauan Riau | 3.071 | 3.286 | 3.357 | 3.357 | 3.357 | 3.357 | 3.137 |
| Jawa Barat | 3.374 | 3.374 | 3.413 | 3.435 | 3.370 | 3.391 | 3.329 |
| Jawa Tengah | 2.693 | 2.627 | 2.571 | 2.566 | 2.520 | 2.551 | 2.612 |
| D. I. Yogyakarta | 2.636 | 2.636 | 2.545 | 2.227 | 2.227 | 2.500 | 2.491 |
| Jawa Timur | 2.840 | 2.816 | 2.759 | 2.693 | 2.720 | 2.632 | 2.756 |
| Banten | 2.025 | 2.025 | 2.025 | 2.025 | 2.275 | 2.275 | 2.041 |
| Bali | 2.633 | 2.633 | 2.733 | 2.587 | 2.450 | 2.417 | 2.572 |
| Nusa Tenggara Barat | 2.214 | 2.214 | 2.357 | 2.357 | 2.286 | 2.500 | 2.310 |
| Nusa Tenggara Timur | 2.300 | 2.300 | 2.300 | 2.450 | 2.450 | 2.450 | 2.304 |
| Kalimantan Barat | 4.250 | 4.250 | 3.750 | 3.750 | 3.750 | 3.750 | 4.042 |
| Kalimantan Tengah | 3.638 | 3.600 | 3.600 | 3.562 | 3.677 | 3.792 | 3.635 |
| Kalimantan Selatan | 1.813 | 1.813 | 1.813 | 1.875 | 1.875 | 1.875 | 1.786 |
| Kalimantan Timur | 4.667 | 4.667 | 4.778 | 4.778 | 4.778 | 4.778 | 4.634 |
| Sulawesi Utara | 3.393 | 3.393 | 3.393 | 3.536 | 3.536 | 3.536 | 3.388 |
| Sulawesi Tengah | 2.542 | 2.542 | 2.625 | 2.625 | 2.667 | 2.583 | 2.542 |
| Sulawesi Selatan | 2.222 | 2.556 | 2.700 | 2.700 | 2.756 | 2.756 | 2.317 |
| Sulawesi Tenggara | 2.480 | 2.480 | 2.480 | 2.480 | 2.480 | 2.480 | 2.439 |
| Gorontalo | 3.000 | 3.500 | 3.500 | 4.250 | 4.250 | 4.250 | 3.469 |
| Sulawesi Barat | 3.056 | 3.056 | 3.278 | 3.111 | 3.111 | 3.111 | 3.032 |
| Maluku | 4.898 | 4.898 | 5.327 | 5.327 | 5.327 | 5.327 | 5.079 |
| Maluku Utara | 5.500 | 5.500 | 5.500 | 5.500 | 5.500 | 5.500 | 5.375 |
| Papua Barat | 5.500 | 5.500 | 5.500 | 5.500 | 5.500 | 5.500 | 5.073 |
| Papua | 5.083 | 5.083 | 5.417 | 5.417 | 5.500 | 5.500 | 5.167 |
| Nasional | 3.151 | 3.197 | 3.242 | 3.277 | 3.274 | 3.297 | 3.144 |

Tabel 1.75
Harga Konsumen Perdesaan Kelompok Bahan Makanan, 2008
Tauge/Kecambah (Rp/Kg)

| Provinsi | Januari | Februari | Maret | April | Mei | Juni |
|--------------------------|--------------|--------------|--------------|--------------|--------------|--------------|
| (1) | (2) | (3) | (4) | (5) | (6) | (7) |
| Nanggroe Aceh Darussalam | 4.400 | 4.400 | 4.520 | 4.500 | 4.850 | 4.950 |
| Sumatera Utara | 4.336 | 4.393 | 4.393 | 4.464 | 4.500 | 4.714 |
| Sumatera Barat | 4.769 | 4.885 | 4.846 | 4.885 | 4.923 | 4.962 |
| Riau | 6.000 | 6.091 | 6.091 | 6.091 | 6.091 | 6.500 |
| Jambi | 4.909 | 5.182 | 5.045 | 5.318 | 5.318 | 5.682 |
| Sumatera Selatan | 6.458 | 6.833 | 7.083 | 6.917 | 7.000 | 7.000 |
| Bengkulu | 3.938 | 4.000 | 4.625 | 4.625 | 5.000 | 5.125 |
| Lampung | 5.600 | 5.750 | 6.050 | 6.050 | 6.250 | 6.175 |
| Bangka Belitung | 5.542 | 5.375 | 5.375 | 5.375 | 5.375 | 5.417 |
| Kepulauan Riau | 6.400 | 6.400 | 6.400 | 6.400 | 6.800 | 7.150 |
| Jawa Barat | 3.413 | 3.487 | 3.589 | 3.568 | 3.619 | 3.700 |
| Jawa Tengah | 4.116 | 4.125 | 4.178 | 4.141 | 4.203 | 4.173 |
| D. I. Yogyakarta | 4.433 | 4.633 | 4.633 | 4.787 | 4.953 | 4.853 |
| Jawa Timur | 4.730 | 4.892 | 4.865 | 4.848 | 4.924 | 4.908 |
| Banten | 4.440 | 4.340 | 4.373 | 4.540 | 4.767 | 4.767 |
| Bali | 3.353 | 3.353 | 3.441 | 3.559 | 3.459 | 3.635 |
| Nusa Tenggara Barat | 5.354 | 5.438 | 5.438 | 5.542 | 5.500 | 5.083 |
| Nusa Tenggara Timur | 5.625 | 5.625 | 5.625 | 5.625 | 5.625 | 5.625 |
| Kalimantan Barat | 5.571 | 5.571 | 5.571 | 5.571 | 5.571 | 5.929 |
| Kalimantan Tengah | 6.923 | 7.038 | 7.038 | 7.038 | 7.115 | 7.423 |
| Kalimantan Selatan | 6.828 | 6.828 | 7.109 | 7.109 | 6.922 | 7.078 |
| Kalimantan Timur | 7.667 | 7.667 | 7.833 | 9.167 | 9.167 | 9.333 |
| Sulawesi Utara | 5.313 | 5.375 | 5.250 | 5.250 | 5.250 | 5.263 |
| Sulawesi Tengah | 5.731 | 5.731 | 5.731 | 5.769 | 5.885 | 5.692 |
| Sulawesi Selatan | 4.318 | 4.364 | 4.364 | 4.955 | 4.955 | 4.955 |
| Sulawesi Tenggara | 6.887 | 7.280 | 7.065 | 7.036 | 7.369 | 7.369 |
| Gorontalo | 6.143 | 6.000 | 8.143 | 8.143 | 8.143 | 7.429 |
| Sulawesi Barat | 5.609 | 5.791 | 5.814 | 6.018 | 6.318 | 6.636 |
| Maluku | 7.786 | 7.786 | 7.786 | 7.786 | 7.286 | 7.143 |
| Maluku Utara | 10.875 | 10.875 | 10.875 | 10.875 | 10.875 | 10.875 |
| Papua Barat | 13.400 | 13.400 | 13.400 | 14.400 | 15.400 | 15.400 |
| Papua | 13.500 | 13.625 | 13.625 | 13.625 | 13.625 | 14.250 |
| Nasional | 6.074 | 6.142 | 6.255 | 6.374 | 6.470 | 6.537 |

Tabel 1.75: Lanjutan

| Provinsi | Juli | Agustus | September | Oktober | November | Desember | Rata-rata |
|--------------------------|--------------|----------------|------------------|----------------|-----------------|-----------------|------------------|
| (1) | (8) | (9) | (10) | (11) | (12) | (13) | (14) |
| Nanggroe Aceh Darussalam | 5.150 | 5.200 | 5.300 | 5.300 | 5.300 | 5.250 | 4.927 |
| Sumatera Utara | 4.839 | 4.875 | 4.857 | 4.786 | 4.807 | 4.771 | 4.645 |
| Sumatera Barat | 4.923 | 5.038 | 5.346 | 5.346 | 5.308 | 5.308 | 5.045 |
| Riau | 6.591 | 6.591 | 6.818 | 6.909 | 6.773 | 6.955 | 6.458 |
| Jambi | 5.773 | 6.045 | 6.318 | 5.864 | 5.773 | 6.318 | 5.629 |
| Sumatera Selatan | 7.000 | 7.167 | 7.083 | 7.083 | 7.083 | 7.083 | 6.983 |
| Bengkulu | 5.250 | 5.563 | 5.594 | 5.563 | 5.688 | 5.688 | 5.055 |
| Lampung | 6.100 | 6.250 | 6.400 | 6.450 | 6.250 | 6.250 | 6.131 |
| Bangka Belitung | 5.500 | 5.208 | 5.208 | 5.250 | 5.625 | 6.125 | 5.448 |
| Kepulauan Riau | 7.150 | 7.250 | 7.450 | 7.450 | 7.450 | 7.450 | 6.979 |
| Jawa Barat | 3.794 | 3.842 | 3.851 | 3.832 | 3.917 | 3.836 | 3.704 |
| Jawa Tengah | 4.248 | 4.235 | 4.225 | 4.277 | 4.251 | 4.311 | 4.207 |
| D. I. Yogyakarta | 4.887 | 4.793 | 4.693 | 4.793 | 4.760 | 4.827 | 4.754 |
| Jawa Timur | 4.922 | 4.922 | 4.928 | 4.926 | 4.921 | 4.903 | 4.891 |
| Banten | 4.900 | 4.833 | 4.967 | 4.933 | 5.400 | 5.387 | 4.804 |
| Bali | 3.647 | 3.647 | 3.765 | 3.588 | 3.529 | 3.529 | 3.542 |
| Nusa Tenggara Barat | 5.042 | 5.167 | 5.250 | 5.208 | 5.375 | 5.417 | 5.318 |
| Nusa Tenggara Timur | 5.625 | 5.625 | 5.625 | 5.688 | 5.688 | 5.688 | 5.641 |
| Kalimantan Barat | 5.929 | 6.000 | 5.786 | 5.786 | 5.786 | 6.000 | 5.756 |
| Kalimantan Tengah | 7.423 | 7.423 | 7.423 | 7.308 | 7.308 | 7.385 | 7.237 |
| Kalimantan Selatan | 7.078 | 7.109 | 7.141 | 6.984 | 7.047 | 7.266 | 7.042 |
| Kalimantan Timur | 9.333 | 9.333 | 9.333 | 9.333 | 9.333 | 9.000 | 8.875 |
| Sulawesi Utara | 5.263 | 5.263 | 5.263 | 5.700 | 5.700 | 5.700 | 5.382 |
| Sulawesi Tengah | 5.923 | 6.115 | 6.154 | 6.077 | 6.077 | 6.038 | 5.910 |
| Sulawesi Selatan | 4.909 | 4.909 | 4.955 | 4.955 | 4.955 | 4.773 | 4.780 |
| Sulawesi Tenggara | 7.369 | 7.369 | 7.369 | 7.583 | 7.512 | 7.512 | 7.310 |
| Gorontalo | 7.286 | 7.286 | 7.286 | 7.286 | 7.000 | 7.143 | 7.274 |
| Sulawesi Barat | 6.464 | 6.464 | 6.464 | 6.464 | 6.191 | 6.191 | 6.202 |
| Maluku | 7.143 | 7.857 | 8.014 | 8.014 | 7.133 | 7.133 | 7.572 |
| Maluku Utara | 10.875 | 10.875 | 10.875 | 10.875 | 10.875 | 11.188 | 10.901 |
| Papua Barat | 16.400 | 16.400 | 16.400 | 16.400 | 16.400 | 16.400 | 15.317 |
| Papua | 14.875 | 14.500 | 15.125 | 15.125 | 15.125 | 15.125 | 14.344 |
| Nasional | 6.613 | 6.661 | 6.727 | 6.723 | 6.698 | 6.748 | 6.502 |

Tabel 1.76
Harga Konsumen Perdesaan Kelompok Bahan Makanan, 2008
Buncis (Rp/Kg)

| Provinsi | Januari | Februari | Maret | April | Mei | Juni |
|-------------------------|--------------|--------------|--------------|--------------|--------------|--------------|
| (1) | (2) | (3) | (4) | (5) | (6) | (7) |
| Nangroe Aceh Darussalam | 4.136 | 4.136 | 4.382 | 4.518 | 4.564 | 4.655 |
| Sumatera Utara | 3.975 | 4.080 | 4.050 | 3.900 | 3.775 | 4.025 |
| Sumatera Barat | 3.941 | 3.941 | 3.941 | 3.971 | 4.235 | 4.559 |
| Riau | 5.500 | 5.571 | 5.643 | 5.786 | 5.714 | 5.679 |
| Jambi | 4.292 | 4.292 | 4.292 | 4.333 | 4.125 | 4.792 |
| Sumatera Selatan | 4.300 | 4.314 | 4.243 | 4.407 | 4.229 | 4.621 |
| Bengkulu | 3.769 | 3.769 | 3.962 | 4.115 | 4.077 | 4.423 |
| Lampung | 4.000 | 3.864 | 4.091 | 3.955 | 4.318 | 4.318 |
| Bangka Belitung | 7.875 | 8.125 | 7.875 | 7.875 | 8.125 | 8.500 |
| Kepulauan Riau | 8.600 | 9.000 | 9.000 | 9.800 | 9.400 | 9.500 |
| Jawa Barat | 3.639 | 3.900 | 4.106 | 3.672 | 3.719 | 3.894 |
| Jawa Tengah | 2.497 | 2.756 | 2.800 | 2.684 | 2.660 | 2.630 |
| D. I. Yogyakarta | 2.813 | 3.020 | 2.980 | 2.747 | 2.780 | 2.553 |
| Jawa Timur | 3.180 | 3.565 | 3.473 | 3.148 | 3.127 | 3.239 |
| Banten | 4.636 | 4.850 | 5.350 | 4.779 | 4.850 | 5.279 |
| Bali | 3.219 | 3.125 | 3.344 | 3.169 | 3.200 | 3.138 |
| Nusa Tenggara Barat | 5.800 | 5.600 | 5.400 | 5.040 | 5.200 | 4.800 |
| Nusa Tenggara Timur | 6.000 | 6.000 | 6.000 | 6.125 | 6.125 | 6.188 |
| Kalimantan Barat | 8.765 | 8.706 | 8.529 | 8.765 | 9.176 | 9.235 |
| Kalimantan Tengah | 8.500 | 8.313 | 8.625 | 8.625 | 8.250 | 8.750 |
| Kalimantan Selatan | 5.458 | 5.458 | 5.792 | 5.750 | 5.792 | 6.042 |
| Kalimantan Timur | 9.350 | 9.850 | 9.500 | 9.900 | 9.900 | 9.700 |
| Sulawesi Utara | 5.400 | 6.000 | 6.350 | 6.740 | 6.350 | 6.600 |
| Sulawesi Tengah | 6.038 | 6.269 | 6.308 | 6.423 | 5.731 | 6.423 |
| Sulawesi Selatan | 4.245 | 4.382 | 4.200 | 3.973 | 4.702 | 4.975 |
| Sulawesi Tenggara | 4.391 | 4.703 | 4.703 | 4.375 | 4.875 | 5.250 |
| Gorontalo | 7.250 | 7.250 | 8.000 | 8.000 | 8.000 | 8.000 |
| Sulawesi Barat | 4.882 | 4.700 | 5.064 | 4.791 | 4.427 | 4.336 |
| Maluku | 9.522 | 9.286 | 9.086 | 8.523 | 9.423 | 9.955 |
| Maluku Utara | 9.000 | 9.000 | 9.000 | 9.375 | 9.625 | 9.375 |
| Papua Barat | 11.083 | 11.750 | 11.750 | 11.083 | 12.250 | 13.833 |
| Papua | 10.917 | 11.417 | 11.750 | 11.833 | 12.250 | 11.750 |
| Nasional | 5.843 | 5.969 | 6.050 | 6.006 | 6.093 | 6.282 |

Tabel 1.76: Lanjutan

| Provinsi | Juli | Agustus | September | Oktober | November | Desember | Rata-rata |
|--------------------------|--------------|----------------|------------------|----------------|-----------------|-----------------|------------------|
| (1) | (8) | (9) | (10) | (11) | (12) | (13) | (14) |
| Nanggroe Aceh Darussalam | 4.791 | 4.791 | 4.791 | 4.973 | 5.336 | 5.427 | 4.708 |
| Sumatera Utara | 4.150 | 4.075 | 4.055 | 4.355 | 4.280 | 4.405 | 4.094 |
| Sumatera Barat | 4.559 | 4.588 | 5.118 | 5.059 | 4.941 | 4.882 | 4.478 |
| Riau | 5.893 | 6.107 | 6.571 | 6.357 | 6.357 | 6.357 | 5.961 |
| Jambi | 5.750 | 5.667 | 5.708 | 5.708 | 5.333 | 5.708 | 5.000 |
| Sumatera Selatan | 5.121 | 5.121 | 4.979 | 5.193 | 5.050 | 5.193 | 4.731 |
| Bengkulu | 5.077 | 4.846 | 5.000 | 4.885 | 4.808 | 4.846 | 4.465 |
| Lampung | 4.773 | 4.818 | 5.000 | 4.727 | 4.727 | 4.864 | 4.455 |
| Bangka Belitung | 10.000 | 10.625 | 10.375 | 10.375 | 9.875 | 9.375 | 9.083 |
| Kepulauan Riau | 9.100 | 9.100 | 9.300 | 9.300 | 10.500 | 10.500 | 9.425 |
| Jawa Barat | 4.161 | 4.176 | 4.124 | 4.096 | 4.133 | 4.152 | 3.981 |
| Jawa Tengah | 2.663 | 2.657 | 2.727 | 2.839 | 2.900 | 2.997 | 2.734 |
| D. I. Yogyakarta | 2.653 | 2.727 | 2.873 | 2.787 | 3.267 | 3.200 | 2.867 |
| Jawa Timur | 3.478 | 3.503 | 3.307 | 3.360 | 3.392 | 3.341 | 3.343 |
| Banten | 5.421 | 5.386 | 5.314 | 5.043 | 5.100 | 5.100 | 5.092 |
| Bali | 3.250 | 3.250 | 3.313 | 3.328 | 3.281 | 3.422 | 3.253 |
| Nusa Tenggara Barat | 4.800 | 4.600 | 5.600 | 5.200 | 5.800 | 5.800 | 5.303 |
| Nusa Tenggara Timur | 6.188 | 6.313 | 5.813 | 5.938 | 5.938 | 6.438 | 6.089 |
| Kalimantan Barat | 9.353 | 9.265 | 9.382 | 9.265 | 9.382 | 9.647 | 9.123 |
| Kalimantan Tengah | 8.750 | 8.250 | 8.250 | 8.125 | 8.125 | 8.125 | 8.391 |
| Kalimantan Selatan | 5.958 | 6.042 | 5.792 | 5.958 | 6.792 | 6.750 | 5.965 |
| Kalimantan Timur | 9.900 | 10.200 | 10.250 | 10.350 | 10.850 | 11.150 | 10.075 |
| Sulawesi Utara | 6.700 | 6.500 | 6.500 | 6.600 | 6.900 | 6.900 | 6.462 |
| Sulawesi Tengah | 6.654 | 6.246 | 6.231 | 7.115 | 6.808 | 6.500 | 6.396 |
| Sulawesi Selatan | 4.793 | 4.520 | 3.639 | 4.184 | 4.002 | 4.275 | 4.324 |
| Sulawesi Tenggara | 5.250 | 5.250 | 5.250 | 5.250 | 5.250 | 5.250 | 4.983 |
| Gorontalo | 8.000 | 8.000 | 8.000 | 7.500 | 7.500 | 7.500 | 7.750 |
| Sulawesi Barat | 4.291 | 4.291 | 4.427 | 4.427 | 4.882 | 5.109 | 4.636 |
| Maluku | 10.000 | 11.000 | 11.389 | 10.989 | 10.591 | 10.591 | 10.030 |
| Maluku Utara | 9.500 | 9.500 | 9.875 | 10.625 | 10.625 | 10.625 | 9.677 |
| Papua Barat | 18.000 | 17.667 | 17.167 | 16.833 | 17.167 | 17.000 | 14.632 |
| Papua | 11.750 | 11.917 | 12.500 | 12.917 | 12.083 | 12.167 | 11.938 |
| Nasional | 6.585 | 6.594 | 6.644 | 6.677 | 6.749 | 6.800 | 6.358 |

Tabel 1.77
Harga Konsumen Perdesaan Kelompok Bahan Makanan, 2008
Wortel (Rp/Kg)

| Provinsi | Januari | Februari | Maret | April | Mei | Juni |
|--------------------------|--------------|--------------|--------------|--------------|--------------|--------------|
| (1) | (2) | (3) | (4) | (5) | (6) | (7) |
| Nanggroe Aceh Darussalam | 4.364 | 4.273 | 4.500 | 4.500 | 4.955 | 5.364 |
| Sumatera Utara | 4.206 | 4.088 | 3.824 | 3.882 | 3.971 | 4.353 |
| Sumatera Barat | 3.656 | 3.906 | 4.031 | 4.344 | 4.594 | 4.731 |
| Riau | 6.536 | 6.536 | 6.464 | 6.536 | 6.664 | 6.593 |
| Jambi | 5.000 | 4.917 | 4.958 | 4.708 | 4.708 | 5.458 |
| Sumatera Selatan | 3.938 | 4.077 | 3.846 | 3.808 | 3.654 | 3.808 |
| Bengkulu | 3.136 | 3.227 | 3.318 | 3.318 | 3.455 | 3.591 |
| Lampung | 3.818 | 3.727 | 3.727 | 3.636 | 3.773 | 3.773 |
| Bangka Belitung | 8.591 | 8.773 | 8.773 | 8.773 | 8.909 | 9.136 |
| Kepulauan Riau | 9.333 | 10.167 | 9.833 | 10.000 | 10.500 | 11.167 |
| Jawa Barat | 3.852 | 3.829 | 3.613 | 3.327 | 3.340 | 3.237 |
| Jawa Tengah | 2.944 | 2.896 | 2.845 | 2.689 | 2.686 | 2.679 |
| D. I. Yogyakarta | 3.200 | 3.000 | 2.933 | 2.800 | 2.767 | 2.843 |
| Jawa Timur | 3.242 | 3.429 | 3.623 | 3.650 | 3.643 | 3.511 |
| Banten | 4.214 | 4.036 | 4.071 | 3.979 | 3.943 | 4.071 |
| Bali | 4.133 | 4.033 | 4.667 | 4.833 | 5.333 | 5.367 |
| Nusa Tenggara Barat | 6.167 | 6.833 | 7.000 | 7.000 | 6.833 | 6.833 |
| Nusa Tenggara Timur | 6.714 | 6.714 | 6.714 | 6.614 | 6.757 | 7.043 |
| Kalimantan Barat | 12.875 | 13.375 | 13.250 | 13.063 | 13.375 | 13.375 |
| Kalimantan Tengah | 9.250 | 8.964 | 8.386 | 8.386 | 8.779 | 8.957 |
| Kalimantan Selatan | 7.324 | 7.500 | 7.382 | 7.265 | 7.088 | 7.206 |
| Kalimantan Timur | 10.818 | 10.636 | 11.227 | 11.409 | 11.500 | 11.818 |
| Sulawesi Utara | 4.990 | 5.200 | 5.190 | 5.590 | 5.490 | 5.700 |
| Sulawesi Tengah | 7.923 | 8.115 | 8.000 | 8.038 | 8.000 | 8.077 |
| Sulawesi Selatan | 4.773 | 4.864 | 4.864 | 4.864 | 5.227 | 4.955 |
| Sulawesi Tenggara | 9.721 | 9.043 | 8.757 | 9.043 | 8.757 | 9.357 |
| Gorontalo | 6.222 | 6.500 | 6.778 | 6.556 | 7.000 | 6.889 |
| Sulawesi Barat | 7.333 | 7.167 | 7.292 | 7.250 | 7.000 | 7.000 |
| Maluku | 13.222 | 12.978 | 14.089 | 12.967 | 12.589 | 12.178 |
| Maluku Utara | 10.200 | 10.200 | 9.700 | 9.800 | 9.800 | 9.800 |
| Papua Barat | 13.571 | 13.429 | 13.429 | 13.429 | 14.286 | 14.286 |
| Papua | 18.667 | 18.778 | 18.333 | 18.333 | 18.333 | 19.222 |
| Nasional | 6.998 | 7.038 | 7.044 | 7.012 | 7.116 | 7.262 |

Tabel 1.77: Lanjutan

| Provinsi | Juli | Agustus | September | Oktober | November | Desember | Rata-rata |
|--------------------------|--------------|----------------|------------------|----------------|-----------------|-----------------|------------------|
| (1) | (8) | (9) | (10) | (11) | (12) | (13) | (14) |
| Nanggroe Aceh Darussalam | 5.409 | 5.455 | 5.182 | 5.091 | 4.955 | 5.000 | 4.920 |
| Sumatera Utara | 4.412 | 4.353 | 4.265 | 4.441 | 4.353 | 4.471 | 4.218 |
| Sumatera Barat | 4.669 | 4.856 | 4.981 | 4.750 | 4.938 | 4.869 | 4.527 |
| Riau | 6.736 | 6.736 | 6.986 | 6.979 | 6.964 | 7.036 | 6.730 |
| Jambi | 5.708 | 5.792 | 6.042 | 5.958 | 5.833 | 6.167 | 5.438 |
| Sumatera Selatan | 4.077 | 4.462 | 4.500 | 4.115 | 4.192 | 4.192 | 4.056 |
| Bengkulu | 3.727 | 3.727 | 3.955 | 3.955 | 4.045 | 4.136 | 3.633 |
| Lampung | 3.773 | 3.682 | 3.682 | 3.727 | 3.864 | 4.000 | 3.765 |
| Bangka Belitung | 9.136 | 9.136 | 8.864 | 8.818 | 8.818 | 8.818 | 8.879 |
| Kepulauan Riau | 11.500 | 11.500 | 11.250 | 11.250 | 11.250 | 11.083 | 10.736 |
| Jawa Barat | 3.401 | 3.418 | 3.575 | 3.551 | 3.538 | 4.016 | 3.558 |
| Jawa Tengah | 2.696 | 2.691 | 2.741 | 2.989 | 3.132 | 4.158 | 2.929 |
| D. I. Yogyakarta | 2.777 | 2.810 | 2.910 | 3.077 | 3.277 | 4.993 | 3.116 |
| Jawa Timur | 3.475 | 3.416 | 3.375 | 3.473 | 3.405 | 4.348 | 3.549 |
| Banten | 4.071 | 3.893 | 3.964 | 3.929 | 4.429 | 4.464 | 4.089 |
| Bali | 4.833 | 4.567 | 4.233 | 4.033 | 4.250 | 4.667 | 4.579 |
| Nusa Tenggara Barat | 5.917 | 6.250 | 6.167 | 6.167 | 5.833 | 6.000 | 6.417 |
| Nusa Tenggara Timur | 6.857 | 6.857 | 6.857 | 6.857 | 6.857 | 6.857 | 6.808 |
| Kalimantan Barat | 13.500 | 13.438 | 13.625 | 13.625 | 13.625 | 13.688 | 13.401 |
| Kalimantan Tengah | 8.957 | 8.957 | 8.814 | 8.886 | 9.207 | 10.064 | 8.967 |
| Kalimantan Selatan | 7.206 | 7.500 | 7.529 | 7.735 | 7.735 | 8.206 | 7.473 |
| Kalimantan Timur | 11.455 | 11.818 | 12.000 | 12.273 | 12.364 | 13.818 | 11.761 |
| Sulawesi Utara | 5.850 | 5.850 | 5.850 | 5.750 | 5.450 | 5.450 | 5.530 |
| Sulawesi Tengah | 8.423 | 8.346 | 8.577 | 8.423 | 8.308 | 8.231 | 8.205 |
| Sulawesi Selatan | 4.818 | 4.727 | 4.591 | 4.636 | 4.500 | 4.727 | 4.795 |
| Sulawesi Tenggara | 9.500 | 9.500 | 9.500 | 9.536 | 9.393 | 9.393 | 9.292 |
| Gorontalo | 7.556 | 7.444 | 7.444 | 6.444 | 6.444 | 7.000 | 6.856 |
| Sulawesi Barat | 6.583 | 6.667 | 6.750 | 7.000 | 7.000 | 7.250 | 7.024 |
| Maluku | 11.500 | 11.500 | 12.422 | 12.278 | 12.211 | 12.211 | 12.512 |
| Maluku Utara | 9.600 | 9.600 | 9.600 | 9.600 | 9.600 | 9.600 | 9.758 |
| Papua Barat | 17.429 | 17.429 | 18.143 | 17.286 | 17.786 | 19.214 | 15.810 |
| Papua | 19.000 | 20.111 | 20.667 | 20.444 | 19.778 | 20.000 | 19.306 |
| Nasional | 7.330 | 7.390 | 7.470 | 7.409 | 7.417 | 7.754 | 7.270 |

Tabel 1.78
Harga Konsumen Perdesaan Kelompok Bahan Makanan, 2008
Daun Singkong (Rp/Kg)

| Provinsi | Januari | Februari | Maret | April | Mei | Juni |
|--------------------------|--------------|--------------|--------------|--------------|--------------|--------------|
| (1) | (2) | (3) | (4) | (5) | (6) | (7) |
| Nanggroe Aceh Darussalam | 5.050 | 5.050 | 5.150 | 5.250 | 5.100 | 4.900 |
| Sumatera Utara | 2.389 | 2.289 | 2.289 | 2.263 | 2.300 | 2.526 |
| Sumatera Barat | 1.931 | 1.969 | 1.969 | 2.123 | 2.162 | 2.238 |
| Riau | 4.208 | 4.250 | 4.250 | 4.333 | 4.417 | 4.417 |
| Jambi | 2.667 | 2.778 | 2.889 | 2.833 | 2.778 | 2.944 |
| Sumatera Selatan | 2.250 | 2.125 | 2.167 | 2.250 | 2.250 | 2.333 |
| Bengkulu | 1.568 | 1.523 | 1.523 | 1.523 | 1.614 | 1.705 |
| Lampung | 1.733 | 1.844 | 1.911 | 2.022 | 1.944 | 2.056 |
| Bangka Belitung | 2.700 | 2.700 | 2.700 | 2.700 | 2.650 | 2.750 |
| Kepulauan Riau | 3.125 | 3.125 | 3.125 | 3.125 | 3.125 | 3.438 |
| Jawa Barat | 2.016 | 2.095 | 2.042 | 2.016 | 2.068 | 2.147 |
| Jawa Tengah | 1.342 | 1.349 | 1.377 | 1.406 | 1.405 | 1.419 |
| D. I. Yogyakarta | 1.331 | 1.456 | 1.481 | 1.544 | 1.569 | 1.631 |
| Jawa Timur | 1.299 | 1.259 | 1.278 | 1.298 | 1.314 | 1.337 |
| Banten | 1.891 | 1.891 | 1.891 | 1.982 | 1.891 | 1.868 |
| Bali | 1.682 | 1.682 | 1.773 | 1.864 | 1.836 | 1.791 |
| Nusa Tenggara Barat | 1.920 | 1.760 | 1.900 | 1.700 | 1.700 | 1.700 |
| Nusa Tenggara Timur | 2.393 | 2.357 | 2.446 | 2.375 | 2.375 | 2.375 |
| Kalimantan Barat | 2.889 | 2.917 | 2.944 | 2.944 | 2.944 | 2.944 |
| Kalimantan Tengah | 2.769 | 2.846 | 2.923 | 3.000 | 2.923 | 3.115 |
| Kalimantan Selatan | 1.865 | 1.865 | 1.925 | 1.925 | 2.025 | 2.120 |
| Kalimantan Timur | 4.455 | 4.455 | 4.364 | 4.455 | 4.455 | 4.455 |
| Sulawesi Utara | 3.143 | 3.100 | 3.107 | 3.107 | 3.107 | 3.114 |
| Sulawesi Tengah | 2.515 | 2.515 | 2.531 | 2.531 | 2.531 | 2.592 |
| Sulawesi Selatan | 1.500 | 1.450 | 1.550 | 1.700 | 1.800 | 1.850 |
| Sulawesi Tenggara | 2.178 | 2.155 | 2.119 | 2.057 | 2.109 | 2.199 |
| Gorontalo | 1.875 | 1.875 | 1.875 | 1.875 | 1.875 | 1.875 |
| Sulawesi Barat | 2.720 | 2.820 | 2.900 | 3.000 | 2.950 | 2.900 |
| Maluku | 3.550 | 3.575 | 3.775 | 3.783 | 4.125 | 4.221 |
| Maluku Utara | 4.472 | 4.472 | 4.472 | 4.472 | 4.472 | 4.639 |
| Papua Barat | 5.667 | 5.667 | 5.667 | 5.833 | 6.500 | 7.000 |
| Papua | 5.767 | 6.167 | 6.367 | 6.800 | 6.833 | 6.900 |
| Nasional | 2.714 | 2.731 | 2.771 | 2.815 | 2.848 | 2.922 |

Tabel 1.78: Lanjutan

| Provinsi | Juli | Agustus | September | Oktober | November | Desember | Rata-rata |
|--------------------------|--------------|--------------|--------------|--------------|--------------|--------------|--------------|
| (1) | (8) | (9) | (10) | (11) | (12) | (13) | (14) |
| Nanggroe Aceh Darussalam | 4.900 | 4.900 | 4.900 | 4.700 | 4.700 | 4.700 | 4.942 |
| Sumatera Utara | 2.579 | 2.537 | 2.489 | 2.532 | 2.637 | 2.663 | 2.458 |
| Sumatera Barat | 2.238 | 2.431 | 2.423 | 2.423 | 2.462 | 2.500 | 2.239 |
| Riau | 4.458 | 4.667 | 4.833 | 4.875 | 4.792 | 4.833 | 4.528 |
| Jambi | 3.056 | 3.056 | 3.056 | 3.056 | 3.000 | 3.000 | 2.926 |
| Sumatera Selatan | 2.333 | 2.583 | 2.500 | 2.500 | 2.458 | 2.458 | 2.351 |
| Bengkulu | 1.773 | 1.818 | 1.818 | 1.909 | 1.909 | 1.909 | 1.716 |
| Lampung | 2.056 | 2.322 | 2.322 | 2.300 | 2.333 | 2.333 | 2.098 |
| Bangka Belitung | 2.750 | 3.000 | 3.300 | 3.250 | 3.200 | 3.050 | 2.896 |
| Kepulauan Riau | 3.438 | 3.750 | 3.750 | 3.563 | 3.438 | 3.438 | 3.370 |
| Jawa Barat | 2.147 | 2.147 | 2.174 | 2.174 | 2.121 | 2.200 | 2.112 |
| Jawa Tengah | 1.462 | 1.475 | 1.515 | 1.523 | 1.538 | 1.545 | 1.446 |
| D. I. Yogyakarta | 1.631 | 1.644 | 1.644 | 1.644 | 1.594 | 1.569 | 1.561 |
| Jawa Timur | 1.352 | 1.351 | 1.402 | 1.479 | 1.437 | 1.403 | 1.351 |
| Banten | 1.868 | 1.891 | 1.982 | 1.982 | 2.118 | 2.164 | 1.952 |
| Bali | 1.864 | 1.955 | 1.909 | 1.909 | 1.909 | 1.936 | 1.842 |
| Nusa Tenggara Barat | 1.700 | 1.700 | 1.900 | 2.300 | 2.300 | 2.300 | 1.907 |
| Nusa Tenggara Timur | 2.518 | 2.625 | 2.625 | 2.679 | 2.679 | 2.679 | 2.510 |
| Kalimantan Barat | 2.944 | 2.944 | 2.944 | 2.944 | 2.944 | 3.083 | 2.949 |
| Kalimantan Tengah | 3.154 | 3.000 | 3.000 | 3.038 | 3.038 | 3.154 | 2.997 |
| Kalimantan Selatan | 2.420 | 2.520 | 2.520 | 2.550 | 2.550 | 2.550 | 2.236 |
| Kalimantan Timur | 4.273 | 4.364 | 4.364 | 4.273 | 4.273 | 4.273 | 4.371 |
| Sulawesi Utara | 3.114 | 3.114 | 3.114 | 3.257 | 3.257 | 3.257 | 3.149 |
| Sulawesi Tengah | 2.708 | 2.746 | 2.746 | 2.746 | 2.823 | 2.823 | 2.651 |
| Sulawesi Selatan | 1.900 | 2.020 | 2.020 | 2.020 | 2.020 | 2.020 | 1.821 |
| Sulawesi Tenggara | 2.199 | 2.231 | 2.231 | 2.262 | 2.262 | 2.262 | 2.189 |
| Gorontalo | 1.500 | 1.500 | 1.500 | 1.500 | 1.500 | 1.500 | 1.688 |
| Sulawesi Barat | 2.900 | 2.900 | 2.920 | 2.920 | 2.820 | 2.870 | 2.885 |
| Maluku | 4.540 | 4.657 | 4.907 | 4.632 | 4.642 | 4.650 | 4.255 |
| Maluku Utara | 4.639 | 4.639 | 4.639 | 4.639 | 4.778 | 4.778 | 4.593 |
| Papua Barat | 8.000 | 8.000 | 8.833 | 8.833 | 8.833 | 8.833 | 7.306 |
| Papua | 7.667 | 7.867 | 7.667 | 7.333 | 7.533 | 7.333 | 7.019 |
| Nasional | 3.003 | 3.074 | 3.123 | 3.117 | 3.122 | 3.127 | 2.947 |

Tabel 1.79
Harga Konsumen Perdesaan Kelompok Bahan Makanan, 2008
Pare/Paria (Rp/Kg)

| Provinsi | Januari | Februari | Maret | April | Mei | Juni |
|--------------------------|--------------|--------------|--------------|--------------|--------------|--------------|
| (1) | (2) | (3) | (4) | (5) | (6) | (7) |
| Nanggroe Aceh Darussalam | 3.000 | 3.000 | 3.000 | 3.000 | 3.000 | 3.000 |
| Sumatera Utara | 3.750 | 3.750 | 3.750 | 3.625 | 3.625 | 3.625 |
| Sumatera Barat | 4.458 | 4.458 | 4.458 | 4.792 | 4.292 | 4.625 |
| Riau | 5.333 | 5.333 | 5.333 | 5.333 | 5.333 | 5.333 |
| Jambi | 5.389 | 5.000 | 5.167 | 5.333 | 5.167 | 5.278 |
| Sumatera Selatan | 3.510 | 3.560 | 3.910 | 3.610 | 3.960 | 3.960 |
| Bengkulu | 4.029 | 4.100 | 4.100 | 4.314 | 4.314 | 4.571 |
| Lampung | 2.857 | 2.786 | 2.500 | 2.500 | 2.614 | 2.671 |
| Bangka Belitung | 7.250 | 7.125 | 7.125 | 7.125 | 7.063 | 7.375 |
| Kepulauan Riau | 7.000 | 7.000 | 6.833 | 6.833 | 6.333 | 6.417 |
| Jawa Barat | 3.391 | 3.434 | 3.534 | 3.520 | 3.326 | 3.249 |
| Jawa Tengah | 2.787 | 2.828 | 2.905 | 2.813 | 2.892 | 2.838 |
| D. I. Yogyakarta | 3.143 | 3.071 | 3.179 | 3.393 | 3.504 | 3.289 |
| Jawa Timur | 2.420 | 2.437 | 2.383 | 2.407 | 2.573 | 2.640 |
| Banten | 3.667 | 3.667 | 3.833 | 3.833 | 3.833 | 3.917 |
| Bali | 3.500 | 3.750 | 3.750 | 4.250 | 4.250 | 4.250 |
| Nusa Tenggara Barat | 3.243 | 3.314 | 3.386 | 3.314 | 3.457 | 3.529 |
| Nusa Tenggara Timur | 4.500 | 4.583 | 4.583 | 4.583 | 4.583 | 4.583 |
| Kalimantan Barat | 7.545 | 7.545 | 7.455 | 7.773 | 7.773 | 7.864 |
| Kalimantan Tengah | 6.500 | 6.538 | 6.538 | 6.769 | 6.692 | 6.962 |
| Kalimantan Selatan | 3.781 | 3.781 | 3.781 | 3.781 | 3.781 | 3.969 |
| Kalimantan Timur | 7.875 | 7.875 | 7.813 | 7.875 | 7.875 | 8.000 |
| Sulawesi Utara | - | - | - | - | - | - |
| Sulawesi Tengah | 3.750 | 3.850 | 3.980 | 4.030 | 4.250 | 4.500 |
| Sulawesi Selatan | 3.000 | 3.000 | 3.000 | 3.000 | 3.000 | 3.000 |
| Sulawesi Tenggara | 5.039 | 4.928 | 4.928 | 4.733 | 4.733 | 4.956 |
| Gorontalo | - | - | - | - | - | - |
| Sulawesi Barat | 4.700 | 4.720 | 4.730 | 4.740 | 4.720 | 4.720 |
| Maluku | 6.286 | 6.343 | 6.286 | 7.343 | 7.400 | 7.600 |
| Maluku Utara | 7.094 | 7.094 | 7.094 | 7.094 | 7.094 | 7.222 |
| Papua Barat | 8.333 | 8.000 | 8.000 | 8.000 | 8.667 | 8.667 |
| Papua | 4.333 | 4.444 | 4.333 | 4.333 | 4.333 | 4.556 |
| Nasional | 4.715 | 4.711 | 4.722 | 4.802 | 4.815 | 4.905 |

Tabel 1.79: Lanjutan

| Provinsi | Juli | Agustus | September | Oktober | November | Desember | Rata-rata |
|--------------------------|--------------|----------------|------------------|----------------|-----------------|-----------------|------------------|
| (1) | (8) | (9) | (10) | (11) | (12) | (13) | (14) |
| Nanggroe Aceh Darussalam | 4.000 | 4.000 | 4.000 | 4.000 | 4.000 | 4.000 | 3.500 |
| Sumatera Utara | 4.625 | 4.625 | 4.625 | 4.625 | 4.625 | 4.625 | 4.156 |
| Sumatera Barat | 4.708 | 4.625 | 4.875 | 4.958 | 4.625 | 4.708 | 4.632 |
| Riau | 5.333 | 5.500 | 5.833 | 5.833 | 5.667 | 6.167 | 5.528 |
| Jambi | 5.611 | 5.611 | 5.611 | 5.611 | 5.444 | 5.333 | 5.380 |
| Sumatera Selatan | 3.960 | 4.360 | 4.310 | 4.310 | 4.260 | 4.260 | 3.998 |
| Bengkulu | 5.143 | 5.143 | 5.143 | 5.429 | 5.714 | 5.714 | 4.810 |
| Lampung | 2.786 | 2.714 | 2.714 | 2.857 | 2.786 | 2.786 | 2.714 |
| Bangka Belitung | 7.875 | 7.250 | 7.375 | 7.125 | 6.938 | 6.688 | 7.193 |
| Kepulauan Riau | 6.417 | 6.417 | 6.583 | 6.583 | 7.583 | 8.250 | 6.854 |
| Jawa Barat | 3.297 | 3.320 | 3.323 | 3.366 | 3.351 | 3.409 | 3.377 |
| Jawa Tengah | 2.902 | 2.872 | 2.811 | 2.796 | 2.817 | 2.921 | 2.848 |
| D. I. Yogyakarta | 3.182 | 3.111 | 3.111 | 2.932 | 2.932 | 3.125 | 3.164 |
| Jawa Timur | 2.787 | 2.740 | 2.673 | 2.740 | 2.773 | 2.887 | 2.622 |
| Banten | 4.042 | 4.000 | 4.000 | 3.792 | 3.875 | 3.875 | 3.861 |
| Bali | 4.875 | 4.750 | 4.000 | 4.250 | 4.125 | 4.125 | 4.156 |
| Nusa Tenggara Barat | 3.529 | 3.571 | 3.571 | 3.571 | 3.571 | 3.571 | 3.469 |
| Nusa Tenggara Timur | 4.583 | 4.667 | 4.667 | 4.667 | 4.667 | 4.667 | 4.611 |
| Kalimantan Barat | 8.227 | 8.136 | 8.136 | 8.091 | 8.136 | 8.318 | 7.917 |
| Kalimantan Tengah | 6.962 | 6.423 | 6.423 | 6.615 | 6.846 | 6.923 | 6.683 |
| Kalimantan Selatan | 3.969 | 3.969 | 4.125 | 3.813 | 3.813 | 4.125 | 3.891 |
| Kalimantan Timur | 7.875 | 7.875 | 7.875 | 7.875 | 7.875 | 8.250 | 7.911 |
| Sulawesi Utara | - | - | - | - | - | - | - |
| Sulawesi Tengah | 4.500 | 4.400 | 4.950 | 4.400 | 4.600 | 4.700 | 4.326 |
| Sulawesi Selatan | 3.000 | 3.000 | 3.214 | 3.214 | 3.214 | 3.214 | 3.071 |
| Sulawesi Tenggara | 4.956 | 4.861 | 4.861 | 4.861 | 4.972 | 4.972 | 4.900 |
| Gorontalo | - | - | - | - | - | - | - |
| Sulawesi Barat | 4.740 | 4.780 | 4.840 | 4.840 | 4.840 | 4.840 | 4.768 |
| Maluku | 7.143 | 7.143 | 6.786 | 6.786 | 6.786 | 6.786 | 6.890 |
| Maluku Utara | 7.556 | 7.556 | 7.556 | 7.333 | 7.389 | 7.556 | 7.303 |
| Papua Barat | 8.667 | 8.667 | 8.667 | 8.667 | 8.667 | 8.667 | 8.472 |
| Papua | 4.889 | 4.778 | 4.778 | 4.778 | 4.778 | 4.778 | 4.593 |
| Nasional | 5.071 | 5.029 | 5.048 | 5.024 | 5.056 | 5.141 | 4.920 |

Tabel 1.80
Harga Konsumen Perdesaan Kelompok Bahan Makanan, 2008
Jengkol (Rp/Kg)

| Provinsi | Januari | Februari | Maret | April | Mei | Juni |
|-------------------------|--------------|--------------|--------------|--------------|--------------|--------------|
| (1) | (2) | (3) | (4) | (5) | (6) | (7) |
| Nangroe Aceh Darussalam | 5.500 | 5.500 | 5.500 | 5.500 | 5.500 | 5.643 |
| Sumatera Utara | 4.625 | 4.667 | 5.000 | 5.125 | 5.208 | 5.208 |
| Sumatera Barat | 7.665 | 8.175 | 8.850 | 9.300 | 9.350 | 9.075 |
| Riau | 7.181 | 7.400 | 7.400 | 7.463 | 7.588 | 7.588 |
| Jambi | 7.909 | 8.091 | 8.136 | 8.955 | 8.955 | 8.864 |
| Sumatera Selatan | 8.219 | 8.052 | 8.338 | 8.410 | 8.433 | 8.410 |
| Bengkulu | 3.455 | 3.364 | 4.000 | 4.136 | 4.227 | 4.227 |
| Lampung | 3.642 | 3.808 | 3.808 | 3.808 | 3.975 | 4.017 |
| Bangka Belitung | 5.500 | 5.500 | 5.500 | 5.500 | 5.625 | 5.188 |
| Kepulauan Riau | 5.929 | 5.929 | 5.929 | 5.643 | 6.071 | 6.286 |
| Jawa Barat | 5.583 | 5.780 | 6.358 | 6.597 | 7.527 | 7.506 |
| Jawa Tengah | 4.310 | 4.399 | 4.857 | 4.810 | 5.094 | 5.366 |
| D. I. Yogyakarta | 5.722 | 5.944 | 6.278 | 7.278 | 7.167 | 7.278 |
| Jawa Timur | 5.875 | 5.563 | 5.750 | 6.063 | 6.125 | 6.250 |
| Banten | 4.882 | 4.905 | 5.200 | 6.141 | 6.959 | 7.277 |
| Bali | - | - | - | - | - | - |
| Nusa Tenggara Barat | - | - | - | - | - | - |
| Nusa Tenggara Timur | - | - | - | - | - | - |
| Kalimantan Barat | 5.962 | 6.346 | 6.346 | 6.808 | 6.808 | 6.962 |
| Kalimantan Tengah | 8.714 | 8.929 | 9.071 | 9.357 | 8.786 | 9.214 |
| Kalimantan Selatan | 3.000 | 3.000 | 3.000 | 3.000 | 3.000 | 3.000 |
| Kalimantan Timur | 8.000 | 8.000 | 8.000 | 7.667 | 7.667 | 7.333 |
| Sulawesi Utara | - | - | - | - | - | - |
| Sulawesi Tengah | - | - | - | - | - | - |
| Sulawesi Selatan | - | - | - | - | - | - |
| Sulawesi Tenggara | 3.071 | 3.071 | 3.071 | 3.071 | 3.071 | 3.071 |
| Gorontalo | - | - | - | - | - | - |
| Sulawesi Barat | - | - | - | - | - | - |
| Maluku | - | - | - | - | - | - |
| Maluku Utara | 10.000 | 10.000 | 10.000 | 9.875 | 9.875 | 9.875 |
| Papua Barat | - | - | - | - | - | - |
| Papua | 10.333 | 10.333 | 10.333 | 10.333 | 10.333 | 10.333 |
| Nasional | 6.140 | 6.216 | 6.397 | 6.584 | 6.697 | 6.726 |

Tabel 1.80: Lanjutan

| Provinsi | Juli | Agustus | September | Oktober | November | Desember | Rata-rata |
|--------------------------|--------------|--------------|--------------|--------------|--------------|--------------|--------------|
| (1) | (8) | (9) | (10) | (11) | (12) | (13) | (14) |
| Nanggroe Aceh Darussalam | 5.643 | 5.357 | 5.357 | 5.357 | 5.500 | 5.500 | 5.488 |
| Sumatera Utara | 5.125 | 5.083 | 5.083 | 5.083 | 5.125 | 4.917 | 5.021 |
| Sumatera Barat | 9.100 | 8.750 | 9.150 | 9.375 | 9.475 | 9.325 | 8.966 |
| Riau | 8.219 | 8.094 | 8.188 | 9.094 | 8.625 | 8.750 | 7.966 |
| Jambi | 8.955 | 9.136 | 9.136 | 8.955 | 7.909 | 7.818 | 8.568 |
| Sumatera Selatan | 8.410 | 8.790 | 8.886 | 8.314 | 8.552 | 8.314 | 8.427 |
| Bengkulu | 4.727 | 4.636 | 4.636 | 4.636 | 4.591 | 4.409 | 4.254 |
| Lampung | 4.017 | 4.017 | 3.892 | 4.000 | 3.833 | 3.458 | 3.856 |
| Bangka Belitung | 5.188 | 5.188 | 4.938 | 4.938 | 5.063 | 5.063 | 5.266 |
| Kepulauan Riau | 6.286 | 8.143 | 7.357 | 7.357 | 7.357 | 7.357 | 6.637 |
| Jawa Barat | 8.337 | 8.710 | 8.627 | 8.011 | 7.581 | 7.227 | 7.320 |
| Jawa Tengah | 5.608 | 5.955 | 5.745 | 5.559 | 5.133 | 5.051 | 5.157 |
| D. I. Yogyakarta | 7.278 | 7.278 | 7.278 | 7.278 | 6.944 | 6.278 | 6.833 |
| Jawa Timur | 6.250 | 6.250 | 6.250 | 6.250 | 6.375 | 6.250 | 6.104 |
| Banten | 7.573 | 7.618 | 7.414 | 6.095 | 5.245 | 5.359 | 6.222 |
| Bali | - | - | - | - | - | - | - |
| Nusa Tenggara Barat | - | - | - | - | - | - | - |
| Nusa Tenggara Timur | - | - | - | - | - | - | - |
| Kalimantan Barat | 6.808 | 6.808 | 6.962 | 6.962 | 6.962 | 7.038 | 6.731 |
| Kalimantan Tengah | 9.357 | 9.286 | 9.286 | 9.286 | 9.643 | 9.643 | 9.214 |
| Kalimantan Selatan | 3.000 | 3.000 | 3.500 | 3.500 | 3.500 | 3.500 | 3.167 |
| Kalimantan Timur | 7.667 | 7.667 | 7.667 | 7.667 | 7.667 | 7.667 | 7.722 |
| Sulawesi Utara | - | - | - | - | - | - | - |
| Sulawesi Tengah | - | - | - | - | - | - | - |
| Sulawesi Selatan | - | - | - | - | - | - | - |
| Sulawesi Tenggara | 3.071 | 3.071 | 3.071 | 3.071 | 3.071 | 3.071 | 3.071 |
| Gorontalo | - | - | - | - | - | - | - |
| Sulawesi Barat | - | - | - | - | - | - | - |
| Maluku | - | - | - | - | - | - | - |
| Maluku Utara | 9.750 | 9.750 | 10.000 | 10.000 | 10.000 | 10.000 | 9.927 |
| Papua Barat | - | - | - | - | - | - | - |
| Papua | 10.667 | 10.667 | 10.667 | 10.667 | 11.000 | 11.000 | 10.556 |
| Nasional | 6.865 | 6.966 | 6.959 | 6.884 | 6.780 | 6.682 | 6.658 |

Tabel 1.81
Harga Konsumen Perdesaan Kelompok Bahan Makanan, 2008
Cabe Hijau (Rp/Kg)

| Provinsi | Januari | Februari | Maret | April | Mei | Juni |
|--------------------------|---------------|---------------|---------------|---------------|---------------|---------------|
| (1) | (2) | (3) | (4) | (5) | (6) | (7) |
| Nanggroe Aceh Darussalam | 8.091 | 9.364 | 10.273 | 10.636 | 11.182 | 11.636 |
| Sumatera Utara | 12.700 | 12.567 | 13.933 | 13.533 | 13.400 | 14.267 |
| Sumatera Barat | 13.333 | 14.600 | 16.967 | 16.800 | 16.300 | 16.333 |
| Riau | 19.000 | 20.125 | 20.625 | 20.625 | 21.125 | 23.250 |
| Jambi | 15.125 | 13.875 | 16.750 | 18.063 | 16.063 | 17.000 |
| Sumatera Selatan | 11.125 | 11.917 | 13.917 | 16.000 | 15.167 | 16.333 |
| Bengkulu | 11.200 | 10.800 | 14.400 | 17.200 | 18.200 | 17.600 |
| Lampung | 9.500 | 10.125 | 11.625 | 10.500 | 11.375 | 11.875 |
| Bangka Belitung | 16.563 | 16.938 | 17.313 | 17.313 | 17.750 | 18.500 |
| Kepulauan Riau | 18.400 | 18.400 | 17.800 | 17.800 | 17.200 | 17.400 |
| Jawa Barat | 7.035 | 7.298 | 7.238 | 7.481 | 7.742 | 8.045 |
| Jawa Tengah | 5.638 | 6.435 | 6.658 | 7.133 | 6.958 | 6.882 |
| D. I. Yogyakarta | 6.038 | 6.769 | 7.308 | 7.077 | 7.646 | 7.015 |
| Jawa Timur | 5.845 | 6.524 | 7.107 | 7.720 | 7.500 | 7.167 |
| Banten | 7.050 | 6.550 | 7.050 | 7.250 | 7.600 | 7.900 |
| Bali | 6.200 | 7.800 | 9.400 | 14.200 | 11.000 | 8.600 |
| Nusa Tenggara Barat | 7.714 | 7.214 | 8.643 | 9.786 | 9.500 | 10.071 |
| Nusa Tenggara Timur | 15.250 | 16.500 | 16.500 | 15.500 | 15.500 | 15.500 |
| Kalimantan Barat | 14.500 | 14.500 | 14.750 | 14.750 | 14.750 | 15.750 |
| Kalimantan Tengah | 14.833 | 15.000 | 15.167 | 15.167 | 15.167 | 16.167 |
| Kalimantan Selatan | 7.708 | 8.125 | 9.042 | 9.125 | 9.458 | 10.750 |
| Kalimantan Timur | 15.444 | 15.778 | 16.000 | 17.222 | 17.944 | 18.444 |
| Sulawesi Utara | 16.500 | 17.500 | 20.500 | 23.000 | 25.000 | 25.000 |
| Sulawesi Tengah | 13.875 | 13.875 | 15.500 | 15.750 | 16.250 | 16.250 |
| Sulawesi Selatan | 9.000 | 9.000 | 10.250 | 10.500 | 10.500 | 10.500 |
| Sulawesi Tenggara | 7.714 | 7.143 | 7.857 | 7.571 | 8.286 | 9.714 |
| Gorontalo | 15.000 | 15.000 | 15.500 | 15.000 | 15.000 | 20.000 |
| Sulawesi Barat | 10.400 | 11.000 | 10.800 | 10.800 | 11.800 | 11.800 |
| Maluku | 20.000 | 20.000 | 20.000 | 20.000 | 20.000 | 20.000 |
| Maluku Utara | 15.500 | 15.500 | 15.500 | 17.000 | 17.000 | 17.000 |
| Papua Barat | 21.667 | 21.667 | 21.667 | 21.667 | 25.000 | 26.667 |
| Papua | 12.125 | 12.750 | 12.750 | 12.750 | 12.750 | 13.375 |
| Nasional | 12.190 | 12.520 | 13.400 | 13.904 | 14.066 | 14.587 |

Tabel 1.81: Lanjutan

| Provinsi | Juli | Agustus | September | Oktober | November | Desember | Rata-rata |
|--------------------------|---------------|----------------|------------------|----------------|-----------------|-----------------|------------------|
| (1) | (8) | (9) | (10) | (11) | (12) | (13) | (14) |
| Nanggroe Aceh Darussalam | 13.273 | 12.818 | 13.091 | 13.091 | 14.455 | 16.727 | 12.053 |
| Sumatera Utara | 17.700 | 16.967 | 13.867 | 12.900 | 14.500 | 15.833 | 14.347 |
| Sumatera Barat | 17.133 | 16.967 | 15.033 | 13.967 | 14.467 | 15.533 | 15.619 |
| Riau | 23.375 | 22.000 | 22.000 | 22.375 | 21.813 | 21.188 | 21.458 |
| Jambi | 17.625 | 17.125 | 16.375 | 14.250 | 14.125 | 16.625 | 16.083 |
| Sumatera Selatan | 15.833 | 16.750 | 16.167 | 15.667 | 14.500 | 15.417 | 14.899 |
| Bengkulu | 18.200 | 18.200 | 17.200 | 17.200 | 17.600 | 17.600 | 16.283 |
| Lampung | 14.125 | 13.250 | 11.750 | 9.000 | 11.125 | 11.125 | 11.281 |
| Bangka Belitung | 20.375 | 18.500 | 20.000 | 20.000 | 19.688 | 20.750 | 18.641 |
| Kepulauan Riau | 17.400 | 17.400 | 17.800 | 17.800 | 17.800 | 17.800 | 17.750 |
| Jawa Barat | 9.069 | 8.931 | 8.435 | 8.035 | 7.490 | 8.212 | 7.918 |
| Jawa Tengah | 8.117 | 7.447 | 6.646 | 5.669 | 5.131 | 6.171 | 6.574 |
| D. I. Yogyakarta | 8.323 | 8.308 | 5.669 | 4.746 | 4.785 | 6.062 | 6.646 |
| Jawa Timur | 8.302 | 8.455 | 6.517 | 6.631 | 5.839 | 6.506 | 7.009 |
| Banten | 7.900 | 7.900 | 7.400 | 7.050 | 7.200 | 8.200 | 7.421 |
| Bali | 9.900 | 11.600 | 8.600 | 6.200 | 5.300 | 6.400 | 8.767 |
| Nusa Tenggara Barat | 10.929 | 9.643 | 9.643 | 9.500 | 9.429 | 9.571 | 9.304 |
| Nusa Tenggara Timur | 13.000 | 13.000 | 15.500 | 18.000 | 20.500 | 18.000 | 16.063 |
| Kalimantan Barat | 15.750 | 16.000 | 16.000 | 16.000 | 16.000 | 16.000 | 15.396 |
| Kalimantan Tengah | 17.000 | 17.667 | 16.833 | 17.667 | 17.667 | 17.667 | 16.333 |
| Kalimantan Selatan | 11.542 | 11.792 | 10.542 | 11.042 | 14.333 | 15.458 | 10.743 |
| Kalimantan Timur | 18.722 | 18.722 | 18.722 | 19.833 | 19.500 | 22.667 | 18.250 |
| Sulawesi Utara | 25.000 | 30.000 | 26.500 | 19.000 | 16.500 | 16.500 | 21.750 |
| Sulawesi Tengah | 18.500 | 18.500 | 18.500 | 18.500 | 20.000 | 20.000 | 17.125 |
| Sulawesi Selatan | 10.500 | 11.000 | 9.750 | 9.750 | 9.750 | 9.750 | 10.021 |
| Sulawesi Tenggara | 9.714 | 9.714 | 9.714 | 9.714 | 9.714 | 8.571 | 8.786 |
| Gorontalo | 20.000 | 20.000 | 20.000 | 19.000 | 19.000 | 19.000 | 17.708 |
| Sulawesi Barat | 11.800 | 12.200 | 12.200 | 12.200 | 12.800 | 13.000 | 11.733 |
| Maluku | 20.000 | 20.000 | 20.000 | 20.000 | 20.000 | 20.000 | 20.000 |
| Maluku Utara | 17.000 | 17.000 | 17.000 | 17.000 | 17.000 | 17.000 | 16.625 |
| Papua Barat | 25.667 | 28.333 | 28.333 | 25.000 | 28.333 | 28.333 | 25.194 |
| Papua | 13.125 | 12.250 | 12.250 | 12.250 | 12.500 | 11.750 | 12.552 |
| Nasional | 15.153 | 15.264 | 14.626 | 14.032 | 14.339 | 14.794 | 14.073 |

Tabel 1.82
Harga Konsumen Perdesaan Kelompok Bahan Makanan, 2008
Pisang (Rp/Kg)

| Provinsi | Januari | Februari | Maret | April | Mei | Juni |
|--------------------------|--------------|--------------|--------------|--------------|--------------|--------------|
| (1) | (2) | (3) | (4) | (5) | (6) | (7) |
| Nanggroe Aceh Darussalam | 4.641 | 4.641 | 4.641 | 4.672 | 4.609 | 4.938 |
| Sumatera Utara | 4.114 | 4.148 | 4.166 | 4.200 | 4.141 | 4.383 |
| Sumatera Barat | 3.948 | 3.879 | 3.931 | 4.041 | 4.059 | 4.162 |
| Riau | 6.483 | 6.858 | 6.775 | 6.792 | 7.000 | 7.042 |
| Jambi | 4.850 | 4.802 | 4.755 | 4.755 | 4.826 | 4.826 |
| Sumatera Selatan | 3.733 | 3.733 | 3.767 | 3.779 | 3.826 | 3.849 |
| Bengkulu | 3.438 | 3.533 | 3.414 | 3.510 | 3.510 | 3.510 |
| Lampung | 3.172 | 3.078 | 2.969 | 3.016 | 3.191 | 3.300 |
| Bangka Belitung | 7.294 | 7.456 | 7.618 | 7.456 | 7.485 | 7.544 |
| Kepulauan Riau | 3.421 | 3.421 | 3.395 | 3.516 | 3.632 | 3.763 |
| Jawa Barat | 3.040 | 3.074 | 3.013 | 3.109 | 3.146 | 3.134 |
| Jawa Tengah | 4.957 | 4.973 | 4.969 | 4.980 | 4.998 | 5.059 |
| D. I. Yogyakarta | 7.628 | 7.779 | 7.814 | 7.876 | 7.936 | 8.145 |
| Jawa Timur | 4.661 | 4.689 | 4.715 | 4.763 | 4.789 | 4.810 |
| Banten | 3.827 | 3.812 | 3.855 | 3.900 | 3.870 | 3.955 |
| Bali | 7.362 | 7.217 | 7.294 | 7.178 | 7.019 | 7.519 |
| Nusa Tenggara Barat | 5.029 | 5.157 | 5.000 | 5.386 | 5.500 | 5.543 |
| Nusa Tenggara Timur | 3.707 | 3.707 | 3.717 | 3.752 | 3.883 | 3.880 |
| Kalimantan Barat | 3.542 | 3.542 | 3.625 | 3.646 | 3.646 | 3.646 |
| Kalimantan Tengah | 4.176 | 4.230 | 4.311 | 4.311 | 4.311 | 4.392 |
| Kalimantan Selatan | 3.510 | 3.510 | 3.525 | 3.525 | 3.540 | 3.599 |
| Kalimantan Timur | 4.974 | 5.000 | 5.197 | 5.329 | 5.355 | 6.079 |
| Sulawesi Utara | 2.673 | 2.788 | 2.827 | 2.865 | 3.050 | 3.127 |
| Sulawesi Tengah | 2.418 | 2.435 | 2.470 | 2.486 | 2.518 | 2.535 |
| Sulawesi Selatan | 3.150 | 3.163 | 3.125 | 3.200 | 3.263 | 3.325 |
| Sulawesi Tenggara | 3.228 | 3.156 | 3.063 | 2.927 | 2.977 | 3.069 |
| Gorontalo | 2.933 | 2.830 | 2.830 | 3.002 | 2.985 | 3.123 |
| Sulawesi Barat | 2.850 | 2.850 | 2.683 | 2.693 | 2.760 | 2.833 |
| Maluku | 4.809 | 4.796 | 4.791 | 4.882 | 5.117 | 5.541 |
| Maluku Utara | 3.968 | 3.968 | 4.089 | 4.167 | 4.212 | 4.258 |
| Papua Barat | 7.000 | 6.944 | 6.944 | 7.056 | 7.750 | 7.750 |
| Papua | 6.738 | 7.088 | 7.063 | 7.013 | 7.063 | 7.338 |
| Nasional | 4.415 | 4.446 | 4.448 | 4.493 | 4.561 | 4.687 |

Tabel 1.82: Lanjutan

| Provinsi | Juli | Agustus | September | Oktober | November | Desember | Rata-rata |
|--------------------------|--------------|----------------|------------------|----------------|-----------------|-----------------|------------------|
| (1) | (8) | (9) | (10) | (11) | (12) | (13) | (14) |
| Nanggroe Aceh Darussalam | 4.922 | 4.922 | 5.016 | 5.016 | 5.063 | 5.063 | 4.845 |
| Sumatera Utara | 4.538 | 4.521 | 4.624 | 4.624 | 4.624 | 4.624 | 4.392 |
| Sumatera Barat | 4.214 | 4.397 | 4.483 | 4.500 | 4.483 | 4.517 | 4.218 |
| Riau | 7.417 | 7.354 | 7.375 | 7.458 | 7.229 | 7.313 | 7.091 |
| Jambi | 4.874 | 4.945 | 5.374 | 5.183 | 5.183 | 5.207 | 4.965 |
| Sumatera Selatan | 3.907 | 3.895 | 4.035 | 4.081 | 4.105 | 4.105 | 3.901 |
| Bengkulu | 3.605 | 3.652 | 3.652 | 3.724 | 3.676 | 3.676 | 3.575 |
| Lampung | 3.300 | 3.441 | 3.472 | 3.472 | 3.472 | 3.472 | 3.279 |
| Bangka Belitung | 7.588 | 7.588 | 7.721 | 7.779 | 7.529 | 7.485 | 7.545 |
| Kepulauan Riau | 3.711 | 3.763 | 4.368 | 4.368 | 4.105 | 4.105 | 3.797 |
| Jawa Barat | 3.177 | 3.225 | 3.282 | 3.299 | 3.298 | 3.355 | 3.179 |
| Jawa Tengah | 5.182 | 5.297 | 5.500 | 5.522 | 5.510 | 5.572 | 5.210 |
| D. I. Yogyakarta | 8.285 | 8.471 | 8.698 | 8.419 | 8.640 | 8.605 | 8.191 |
| Jawa Timur | 4.881 | 4.988 | 5.061 | 5.068 | 5.015 | 5.020 | 4.872 |
| Banten | 3.955 | 4.030 | 4.136 | 4.167 | 4.258 | 4.258 | 4.002 |
| Bali | 7.385 | 8.088 | 8.169 | 8.400 | 8.163 | 8.317 | 7.676 |
| Nusa Tenggara Barat | 5.729 | 5.843 | 6.300 | 6.300 | 6.557 | 6.557 | 5.742 |
| Nusa Tenggara Timur | 3.935 | 4.054 | 4.130 | 4.065 | 4.065 | 4.054 | 3.913 |
| Kalimantan Barat | 3.646 | 3.646 | 3.646 | 3.625 | 3.667 | 3.667 | 3.628 |
| Kalimantan Tengah | 4.392 | 4.392 | 4.527 | 4.554 | 4.554 | 4.608 | 4.396 |
| Kalimantan Selatan | 3.613 | 3.624 | 3.638 | 3.726 | 3.800 | 3.800 | 3.618 |
| Kalimantan Timur | 6.145 | 6.118 | 6.500 | 6.632 | 6.632 | 6.632 | 5.883 |
| Sulawesi Utara | 3.242 | 3.223 | 3.223 | 3.300 | 3.300 | 3.300 | 3.077 |
| Sulawesi Tengah | 2.692 | 2.698 | 2.763 | 2.796 | 2.815 | 2.826 | 2.621 |
| Sulawesi Selatan | 3.363 | 3.288 | 3.288 | 3.313 | 3.263 | 3.338 | 3.256 |
| Sulawesi Tenggara | 3.049 | 3.090 | 3.591 | 3.560 | 3.530 | 3.611 | 3.238 |
| Gorontalo | 3.140 | 3.088 | 3.088 | 3.226 | 3.192 | 3.192 | 3.052 |
| Sulawesi Barat | 2.883 | 2.917 | 2.987 | 3.053 | 3.070 | 3.177 | 2.896 |
| Maluku | 6.054 | 6.054 | 6.129 | 6.154 | 6.156 | 6.156 | 5.553 |
| Maluku Utara | 4.076 | 4.076 | 4.091 | 4.197 | 4.197 | 4.197 | 4.125 |
| Papua Barat | 7.750 | 7.750 | 7.750 | 7.750 | 7.750 | 8.306 | 7.542 |
| Papua | 7.475 | 7.513 | 7.513 | 7.463 | 7.463 | 7.425 | 7.263 |
| Nasional | 4.754 | 4.811 | 4.942 | 4.962 | 4.949 | 4.986 | 4.704 |

Tabel 1.83
Harga Konsumen Perdesaan Kelompok Bahan Makanan, 2008
Pepaya (Rp/Kg)

| Provinsi | Januari | Februari | Maret | April | Mei | Juni |
|--------------------------|--------------|--------------|--------------|--------------|--------------|--------------|
| (1) | (2) | (3) | (4) | (5) | (6) | (7) |
| Nanggroe Aceh Darussalam | 3.000 | 2.846 | 2.962 | 3.038 | 3.038 | 3.192 |
| Sumatera Utara | 3.218 | 3.218 | 3.188 | 3.218 | 3.276 | 3.747 |
| Sumatera Barat | 2.833 | 2.833 | 2.792 | 2.875 | 2.875 | 2.875 |
| Riau | 3.214 | 3.214 | 3.500 | 3.500 | 3.571 | 3.643 |
| Jambi | 2.850 | 2.800 | 2.850 | 2.850 | 2.900 | 2.950 |
| Sumatera Selatan | 2.642 | 2.721 | 2.695 | 2.695 | 2.695 | 2.747 |
| Bengkulu | 1.467 | 1.508 | 1.508 | 1.717 | 1.717 | 1.800 |
| Lampung | 2.292 | 2.292 | 2.292 | 2.292 | 2.258 | 2.300 |
| Bangka Belitung | 4.636 | 4.682 | 4.682 | 4.682 | 4.545 | 4.545 |
| Kepulauan Riau | 2.556 | 2.556 | 2.556 | 2.556 | 2.556 | 2.667 |
| Jawa Barat | 2.621 | 2.632 | 2.632 | 2.604 | 2.648 | 2.793 |
| Jawa Tengah | 1.846 | 1.876 | 1.879 | 1.918 | 1.964 | 1.959 |
| D. I. Yogyakarta | 1.792 | 1.861 | 1.875 | 1.875 | 1.972 | 2.061 |
| Jawa Timur | 1.836 | 1.830 | 1.853 | 1.931 | 1.940 | 1.994 |
| Banten | 2.523 | 2.523 | 2.562 | 2.638 | 2.638 | 2.569 |
| Bali | 2.863 | 2.863 | 2.838 | 2.788 | 2.863 | 2.838 |
| Nusa Tenggara Barat | 2.875 | 2.875 | 2.625 | 2.813 | 2.938 | 2.938 |
| Nusa Tenggara Timur | 3.750 | 3.721 | 3.721 | 3.721 | 3.750 | 3.779 |
| Kalimantan Barat | 2.611 | 2.667 | 2.667 | 2.611 | 2.611 | 2.611 |
| Kalimantan Tengah | 4.692 | 4.692 | 4.654 | 4.654 | 4.423 | 4.500 |
| Kalimantan Selatan | 2.746 | 2.746 | 2.769 | 2.769 | 2.769 | 2.923 |
| Kalimantan Timur | 4.375 | 4.000 | 4.542 | 4.750 | 4.708 | 5.250 |
| Sulawesi Utara | 3.469 | 3.606 | 3.747 | 3.747 | 3.769 | 3.894 |
| Sulawesi Tengah | 3.013 | 3.013 | 2.921 | 2.974 | 3.000 | 3.026 |
| Sulawesi Selatan | 3.036 | 3.214 | 3.214 | 3.214 | 3.536 | 3.679 |
| Sulawesi Tenggara | 2.657 | 2.452 | 2.420 | 2.431 | 2.431 | 2.431 |
| Gorontalo | 3.500 | 3.364 | 3.364 | 3.273 | 3.273 | 3.273 |
| Sulawesi Barat | 1.950 | 2.400 | 2.420 | 2.020 | 2.120 | 2.320 |
| Maluku | 4.886 | 4.950 | 4.971 | 4.800 | 5.135 | 5.057 |
| Maluku Utara | 4.304 | 4.304 | 4.304 | 4.375 | 4.667 | 4.667 |
| Papua Barat | 5.333 | 5.333 | 5.333 | 5.333 | 6.000 | 6.000 |
| Papua | 5.158 | 5.368 | 5.263 | 5.211 | 5.263 | 5.474 |
| Nasional | 3.142 | 3.155 | 3.175 | 3.183 | 3.245 | 3.328 |

Tabel 1.83: Lanjutan

| Provinsi | Juli | Agustus | September | Oktober | November | Desember | Rata-rata |
|--------------------------|--------------|----------------|------------------|----------------|-----------------|-----------------|------------------|
| (1) | (8) | (9) | (10) | (11) | (12) | (13) | (14) |
| Nanggroe Aceh Darussalam | 3.385 | 3.385 | 3.231 | 3.231 | 3.385 | 3.385 | 3.173 |
| Sumatera Utara | 3.776 | 3.776 | 3.865 | 3.924 | 3.865 | 3.865 | 3.578 |
| Sumatera Barat | 2.875 | 2.875 | 2.917 | 3.000 | 3.417 | 3.417 | 2.965 |
| Riau | 3.821 | 3.857 | 3.857 | 3.893 | 3.929 | 3.964 | 3.664 |
| Jambi | 3.000 | 3.000 | 3.200 | 3.250 | 3.250 | 3.250 | 3.013 |
| Sumatera Selatan | 2.695 | 2.747 | 2.668 | 2.668 | 2.721 | 2.721 | 2.701 |
| Bengkulu | 1.883 | 1.883 | 1.883 | 2.008 | 1.967 | 1.967 | 1.776 |
| Lampung | 2.300 | 2.467 | 2.508 | 2.592 | 2.717 | 2.717 | 2.419 |
| Bangka Belitung | 4.591 | 4.591 | 4.591 | 4.591 | 4.591 | 4.409 | 4.595 |
| Kepulauan Riau | 2.667 | 2.667 | 2.889 | 2.889 | 2.889 | 2.889 | 2.694 |
| Jawa Barat | 2.924 | 2.957 | 2.978 | 2.957 | 2.939 | 2.993 | 2.806 |
| Jawa Tengah | 2.008 | 1.999 | 2.033 | 2.043 | 2.018 | 2.021 | 1.963 |
| D. I. Yogyakarta | 1.950 | 1.978 | 1.992 | 1.908 | 1.908 | 1.936 | 1.926 |
| Jawa Timur | 2.007 | 2.016 | 2.015 | 2.036 | 2.034 | 2.044 | 1.961 |
| Banten | 2.562 | 2.600 | 2.485 | 2.485 | 2.792 | 2.792 | 2.597 |
| Bali | 2.813 | 2.775 | 2.848 | 2.875 | 2.825 | 2.863 | 2.837 |
| Nusa Tenggara Barat | 3.000 | 3.000 | 3.250 | 3.250 | 3.250 | 3.313 | 3.010 |
| Nusa Tenggara Timur | 3.809 | 3.897 | 3.779 | 3.941 | 3.941 | 4.015 | 3.819 |
| Kalimantan Barat | 2.611 | 2.611 | 2.667 | 2.667 | 2.667 | 2.667 | 2.639 |
| Kalimantan Tengah | 4.577 | 4.654 | 4.654 | 4.654 | 4.654 | 4.731 | 4.628 |
| Kalimantan Selatan | 3.038 | 3.115 | 3.115 | 3.115 | 3.115 | 3.115 | 2.945 |
| Kalimantan Timur | 5.417 | 5.708 | 6.542 | 6.875 | 6.542 | 6.708 | 5.451 |
| Sulawesi Utara | 3.897 | 3.959 | 3.959 | 3.991 | 3.991 | 3.991 | 3.835 |
| Sulawesi Tengah | 3.026 | 3.079 | 3.105 | 3.132 | 3.132 | 3.132 | 3.046 |
| Sulawesi Selatan | 3.679 | 3.679 | 4.000 | 4.179 | 4.250 | 4.250 | 3.661 |
| Sulawesi Tenggara | 2.431 | 2.441 | 2.478 | 2.452 | 2.452 | 2.461 | 2.461 |
| Gorontalo | 3.091 | 3.091 | 3.091 | 3.364 | 3.364 | 3.364 | 3.284 |
| Sulawesi Barat | 2.470 | 2.420 | 2.450 | 2.450 | 2.650 | 2.600 | 2.356 |
| Maluku | 4.993 | 4.993 | 5.357 | 5.357 | 5.350 | 5.350 | 5.100 |
| Maluku Utara | 4.667 | 4.667 | 4.667 | 4.708 | 4.708 | 4.708 | 4.562 |
| Papua Barat | 6.000 | 6.000 | 6.000 | 6.000 | 6.000 | 7.667 | 5.917 |
| Papua | 5.416 | 5.421 | 5.368 | 5.447 | 5.395 | 5.447 | 5.353 |
| Nasional | 3.356 | 3.385 | 3.451 | 3.498 | 3.522 | 3.586 | 3.335 |

Tabel 1.84
Harga Konsumen Perdesaan Kelompok Bahan Makanan, 2008
Jeruk (Rp/Kg)

| Provinsi | Januari | Februari | Maret | April | Mei | Juni |
|--------------------------|--------------|--------------|--------------|--------------|--------------|--------------|
| (1) | (2) | (3) | (4) | (5) | (6) | (7) |
| Nanggroe Aceh Darussalam | 7.821 | 8.036 | 8.250 | 8.393 | 9.500 | 9.607 |
| Sumatera Utara | 5.250 | 5.278 | 5.361 | 5.639 | 6.000 | 5.917 |
| Sumatera Barat | 6.214 | 6.000 | 6.143 | 6.464 | 6.250 | 7.064 |
| Riau | 9.867 | 9.867 | 10.000 | 10.000 | 10.133 | 10.600 |
| Jambi | 6.300 | 6.300 | 6.600 | 6.600 | 6.600 | 7.800 |
| Sumatera Selatan | 7.231 | 7.308 | 7.308 | 7.615 | 7.538 | 7.538 |
| Bengkulu | 7.375 | 7.125 | 7.188 | 7.375 | 7.438 | 8.438 |
| Lampung | 7.361 | 7.417 | 7.861 | 7.917 | 8.028 | 8.028 |
| Bangka Belitung | 9.474 | 9.684 | 9.684 | 9.684 | 9.632 | 9.632 |
| Kepulauan Riau | 8.917 | 8.917 | 9.000 | 9.000 | 9.167 | 9.000 |
| Jawa Barat | 6.735 | 6.751 | 6.746 | 6.838 | 6.900 | 6.992 |
| Jawa Tengah | 6.539 | 6.637 | 6.619 | 6.604 | 6.550 | 6.612 |
| D. I. Yogyakarta | 6.625 | 6.688 | 6.792 | 6.667 | 6.563 | 6.521 |
| Jawa Timur | 6.528 | 6.455 | 6.467 | 6.491 | 6.581 | 6.634 |
| Banten | 8.725 | 8.725 | 8.725 | 8.675 | 8.675 | 8.825 |
| Bali | 6.463 | 6.463 | 6.704 | 6.574 | 6.611 | 6.519 |
| Nusa Tenggara Barat | 6.700 | 6.800 | 6.900 | 7.300 | 6.700 | 6.400 |
| Nusa Tenggara Timur | 5.900 | 5.900 | 5.900 | 5.900 | 5.900 | 5.900 |
| Kalimantan Barat | 6.169 | 6.246 | 6.154 | 6.231 | 6.269 | 6.038 |
| Kalimantan Tengah | 6.071 | 6.071 | 6.107 | 6.107 | 6.107 | 6.393 |
| Kalimantan Selatan | 4.230 | 4.230 | 4.230 | 4.230 | 4.230 | 4.230 |
| Kalimantan Timur | 6.389 | 6.389 | 6.583 | 7.139 | 7.250 | 7.444 |
| Sulawesi Utara | 5.833 | 5.833 | 5.833 | 5.667 | 5.667 | 5.833 |
| Sulawesi Tengah | 3.433 | 3.433 | 3.567 | 3.567 | 3.633 | 3.967 |
| Sulawesi Selatan | 4.357 | 4.357 | 4.357 | 4.357 | 4.357 | 4.357 |
| Sulawesi Tenggara | 3.081 | 3.144 | 3.144 | 3.144 | 3.175 | 3.113 |
| Gorontalo | 4.750 | 4.639 | 4.528 | 4.528 | 4.639 | 5.000 |
| Sulawesi Barat | 3.583 | 3.583 | 3.625 | 3.500 | 3.500 | 3.542 |
| Maluku | 9.840 | 9.780 | 9.920 | 9.900 | 9.520 | 9.700 |
| Maluku Utara | 6.750 | 6.542 | 6.542 | 6.542 | 6.542 | 6.708 |
| Papua Barat | 7.600 | 7.660 | 7.720 | 7.820 | 7.920 | 7.820 |
| Papua | 7.000 | 7.308 | 7.308 | 7.923 | 8.308 | 8.269 |
| Nasional | 6.535 | 6.549 | 6.621 | 6.700 | 6.746 | 6.889 |

Tabel 1.84: Lanjutan

| Provinsi | Juli | Agustus | September | Oktober | November | Desember | Rata-rata |
|--------------------------|--------------|----------------|------------------|----------------|-----------------|-----------------|------------------|
| (1) | (8) | (9) | (10) | (11) | (12) | (13) | (14) |
| Nanggroe Aceh Darussalam | 9.857 | 10.071 | 9.714 | 9.464 | 9.464 | 9.821 | 9.167 |
| Sumatera Utara | 5.556 | 5.417 | 5.556 | 5.833 | 5.778 | 5.750 | 5.611 |
| Sumatera Barat | 7.286 | 7.500 | 7.107 | 8.250 | 7.893 | 8.250 | 7.035 |
| Riau | 10.533 | 10.733 | 11.000 | 11.067 | 10.933 | 11.000 | 10.478 |
| Jambi | 7.800 | 7.800 | 8.500 | 8.500 | 8.500 | 8.500 | 7.483 |
| Sumatera Selatan | 7.923 | 7.846 | 8.231 | 8.231 | 8.308 | 8.308 | 7.782 |
| Bengkulu | 8.438 | 8.250 | 8.250 | 8.250 | 8.188 | 8.188 | 7.875 |
| Lampung | 8.361 | 8.361 | 8.306 | 8.583 | 8.556 | 8.556 | 8.111 |
| Bangka Belitung | 9.632 | 9.632 | 9.526 | 9.605 | 9.711 | 10.053 | 9.662 |
| Kepulauan Riau | 9.000 | 8.833 | 8.667 | 8.917 | 8.958 | 8.958 | 8.944 |
| Jawa Barat | 7.046 | 7.162 | 7.354 | 7.431 | 7.392 | 7.492 | 7.070 |
| Jawa Tengah | 6.512 | 6.551 | 6.869 | 7.006 | 6.925 | 6.984 | 6.701 |
| D. I. Yogyakarta | 6.667 | 6.771 | 7.308 | 7.454 | 7.321 | 7.583 | 6.913 |
| Jawa Timur | 6.576 | 6.640 | 7.006 | 7.320 | 7.171 | 7.270 | 6.761 |
| Banten | 9.050 | 9.100 | 9.050 | 8.925 | 9.150 | 9.300 | 8.910 |
| Bali | 6.815 | 7.296 | 6.963 | 7.537 | 7.537 | 7.796 | 6.940 |
| Nusa Tenggara Barat | 6.700 | 7.100 | 7.700 | 7.900 | 7.900 | 7.900 | 7.167 |
| Nusa Tenggara Timur | 6.200 | 6.000 | 7.600 | 7.600 | 7.600 | 7.600 | 6.500 |
| Kalimantan Barat | 6.038 | 5.962 | 5.962 | 5.692 | 5.769 | 5.462 | 5.999 |
| Kalimantan Tengah | 6.393 | 6.464 | 6.464 | 6.464 | 6.464 | 6.464 | 6.298 |
| Kalimantan Selatan | 4.230 | 4.363 | 4.363 | 4.397 | 4.397 | 4.463 | 4.299 |
| Kalimantan Timur | 7.472 | 7.694 | 7.944 | 8.028 | 8.028 | 8.306 | 7.389 |
| Sulawesi Utara | 5.667 | 5.667 | 5.833 | 5.833 | 5.833 | 5.833 | 5.778 |
| Sulawesi Tengah | 3.967 | 4.100 | 4.133 | 4.167 | 4.133 | 4.133 | 3.853 |
| Sulawesi Selatan | 4.357 | 4.357 | 4.357 | 4.357 | 4.357 | 4.357 | 4.357 |
| Sulawesi Tenggara | 3.113 | 3.081 | 3.081 | 3.156 | 3.156 | 3.281 | 3.139 |
| Gorontalo | 5.000 | 5.000 | 5.000 | 5.111 | 4.889 | 4.778 | 4.822 |
| Sulawesi Barat | 3.625 | 3.625 | 3.625 | 3.625 | 3.667 | 3.667 | 3.597 |
| Maluku | 10.040 | 10.040 | 10.000 | 9.800 | 9.700 | 9.700 | 9.828 |
| Maluku Utara | 6.708 | 6.708 | 6.875 | 6.958 | 6.708 | 6.875 | 6.705 |
| Papua Barat | 7.720 | 7.900 | 7.850 | 7.800 | 8.000 | 8.040 | 7.821 |
| Papua | 8.077 | 8.231 | 7.846 | 7.846 | 7.885 | 7.923 | 7.827 |
| Nasional | 6.949 | 7.008 | 7.126 | 7.222 | 7.196 | 7.268 | 6.901 |

Tabel 1.85
Harga Konsumen Perdesaan Kelompok Bahan Makanan, 2008
Mangga (Rp/Kg)

| Provinsi | Januari | Februari | Maret | April | Mei | Juni |
|--------------------------|--------------|--------------|--------------|--------------|--------------|--------------|
| (1) | (2) | (3) | (4) | (5) | (6) | (7) |
| Nanggroe Aceh Darussalam | 7.042 | 7.208 | 7.208 | 7.875 | 8.208 | 8.583 |
| Sumatera Utara | 6.875 | 7.000 | 7.000 | 7.000 | 7.250 | 7.250 |
| Sumatera Barat | 8.591 | 8.591 | 8.591 | 8.591 | 8.591 | 8.955 |
| Riau | 10.444 | 10.444 | 10.444 | 10.444 | 10.444 | 10.444 |
| Jambi | 8.850 | 9.000 | 9.200 | 9.200 | 9.200 | 9.600 |
| Sumatera Selatan | 5.247 | 5.188 | 5.306 | 5.541 | 5.541 | 5.659 |
| Bengkulu | 5.167 | 5.167 | 5.167 | 5.833 | 5.833 | 6.167 |
| Lampung | 5.114 | 5.205 | 5.205 | 5.205 | 5.318 | 5.318 |
| Bangka Belitung | 9.824 | 9.824 | 9.824 | 9.824 | 10.294 | 10.235 |
| Kepulauan Riau | 9.500 | 9.500 | 9.700 | 10.000 | 10.000 | 10.400 |
| Jawa Barat | 5.467 | 5.467 | 5.467 | 5.522 | 5.522 | 5.587 |
| Jawa Tengah | 4.109 | 4.120 | 4.211 | 4.211 | 4.211 | 4.211 |
| D. I. Yogyakarta | 4.194 | 4.194 | 4.194 | 4.194 | 4.194 | 4.194 |
| Jawa Timur | 4.073 | 4.073 | 4.063 | 4.130 | 4.145 | 4.155 |
| Banten | 5.239 | 5.239 | 5.239 | 5.370 | 5.370 | 5.326 |
| Bali | 3.867 | 4.267 | 4.667 | 4.967 | 4.967 | 5.267 |
| Nusa Tenggara Barat | 5.000 | 5.000 | 5.000 | 5.000 | 5.000 | 5.000 |
| Nusa Tenggara Timur | 4.125 | 4.292 | 4.292 | 4.292 | 4.292 | 4.292 |
| Kalimantan Barat | 11.200 | 11.600 | 11.600 | 11.600 | 11.600 | 11.600 |
| Kalimantan Tengah | 9.500 | 9.567 | 9.700 | 10.167 | 10.167 | 11.100 |
| Kalimantan Selatan | 7.818 | 7.818 | 7.818 | 7.818 | 7.818 | 7.818 |
| Kalimantan Timur | 8.846 | 8.846 | 8.846 | 8.846 | 8.846 | 9.385 |
| Sulawesi Utara | 5.833 | 5.833 | 5.833 | 5.833 | 5.833 | 5.833 |
| Sulawesi Tengah | 4.267 | 4.267 | 4.267 | 4.400 | 4.767 | 4.767 |
| Sulawesi Selatan | 4.025 | 4.025 | 4.025 | 4.025 | 4.025 | 4.375 |
| Sulawesi Tenggara | 6.250 | 6.250 | 6.250 | 6.250 | 6.250 | 6.250 |
| Gorontalo | 3.813 | 3.625 | 3.625 | 3.625 | 3.625 | 3.625 |
| Sulawesi Barat | 4.828 | 4.828 | 4.828 | 4.828 | 4.939 | 4.939 |
| Maluku | 13.224 | 13.224 | 13.224 | 13.613 | 12.946 | 13.335 |
| Maluku Utara | 13.333 | 13.333 | 13.333 | 13.333 | 13.333 | 13.333 |
| Papua Barat | 15.000 | 13.750 | 13.750 | 13.750 | 13.750 | 13.750 |
| Papua | 15.909 | 15.909 | 15.909 | 15.909 | 15.909 | 16.364 |
| Nasional | 7.393 | 7.395 | 7.431 | 7.537 | 7.568 | 7.722 |

Tabel 1.85: Lanjutan

| Provinsi | Juli | Agustus | September | Oktober | November | Desember | Rata-rata |
|--------------------------|--------------|----------------|------------------|----------------|-----------------|-----------------|------------------|
| (1) | (8) | (9) | (10) | (11) | (12) | (13) | (14) |
| Nanggroe Aceh Darussalam | 8.250 | 8.417 | 8.583 | 8.917 | 9.250 | 9.667 | 8.267 |
| Sumatera Utara | 7.250 | 7.750 | 7.750 | 9.000 | 9.000 | 9.000 | 7.677 |
| Sumatera Barat | 8.955 | 9.227 | 9.227 | 9.227 | 9.682 | 9.682 | 8.992 |
| Riau | 10.111 | 10.000 | 9.556 | 10.333 | 9.667 | 10.667 | 10.250 |
| Jambi | 9.600 | 9.700 | 9.700 | 9.700 | 9.700 | 9.500 | 9.413 |
| Sumatera Selatan | 6.129 | 6.129 | 6.982 | 6.982 | 6.982 | 7.159 | 6.071 |
| Bengkulu | 6.167 | 6.500 | 8.167 | 8.167 | 6.833 | 6.833 | 6.333 |
| Lampung | 5.659 | 5.864 | 6.273 | 5.818 | 5.000 | 5.273 | 5.438 |
| Bangka Belitung | 10.118 | 10.176 | 10.588 | 10.176 | 10.588 | 11.000 | 10.206 |
| Kepulauan Riau | 10.400 | 10.400 | 10.400 | 10.800 | 10.800 | 11.000 | 10.242 |
| Jawa Barat | 5.739 | 6.043 | 5.870 | 5.467 | 5.250 | 5.283 | 5.557 |
| Jawa Tengah | 4.211 | 4.450 | 4.609 | 4.495 | 4.268 | 4.291 | 4.283 |
| D. I. Yogyakarta | 4.250 | 4.222 | 4.306 | 4.111 | 3.444 | 3.833 | 4.111 |
| Jawa Timur | 4.206 | 4.318 | 4.502 | 4.298 | 3.763 | 3.870 | 4.133 |
| Banten | 5.457 | 5.457 | 6.043 | 5.326 | 4.957 | 5.087 | 5.342 |
| Bali | 5.133 | 5.333 | 4.933 | 4.833 | 4.333 | 3.967 | 4.711 |
| Nusa Tenggara Barat | 5.000 | 5.000 | 5.000 | 5.000 | 5.000 | 5.000 | 5.000 |
| Nusa Tenggara Timur | 4.792 | 4.792 | 4.792 | 4.792 | 4.792 | 4.792 | 4.528 |
| Kalimantan Barat | 11.600 | 11.600 | 11.600 | 11.600 | 11.600 | 11.600 | 11.567 |
| Kalimantan Tengah | 11.967 | 11.433 | 11.767 | 11.300 | 10.967 | 10.833 | 10.706 |
| Kalimantan Selatan | 7.818 | 7.818 | 8.364 | 8.455 | 8.455 | 8.455 | 8.023 |
| Kalimantan Timur | 9.308 | 9.154 | 9.385 | 9.692 | 9.923 | 10.308 | 9.282 |
| Sulawesi Utara | 5.833 | 5.833 | 5.833 | 5.833 | 5.833 | 5.833 | 5.833 |
| Sulawesi Tengah | 4.767 | 4.767 | 4.767 | 4.767 | 4.767 | 4.767 | 4.611 |
| Sulawesi Selatan | 4.375 | 4.350 | 4.600 | 4.600 | 4.600 | 4.670 | 4.308 |
| Sulawesi Tenggara | 6.250 | 6.250 | 6.250 | 6.250 | 6.250 | 6.250 | 6.250 |
| Gorontalo | 3.625 | 3.625 | 3.625 | 3.625 | 3.625 | 3.625 | 3.641 |
| Sulawesi Barat | 4.939 | 4.939 | 4.939 | 4.939 | 4.939 | 4.939 | 4.902 |
| Maluku | 13.335 | 13.335 | 13.335 | 13.891 | 13.891 | 13.891 | 13.437 |
| Maluku Utara | 13.333 | 13.333 | 13.333 | 13.333 | 13.333 | 13.333 | 13.333 |
| Papua Barat | 13.750 | 13.750 | 13.750 | 16.250 | 16.250 | 16.250 | 14.479 |
| Papua | 15.909 | 17.273 | 17.273 | 17.727 | 17.727 | 17.727 | 16.629 |
| Nasional | 7.757 | 7.851 | 8.003 | 8.116 | 7.983 | 8.074 | 7.736 |

Tabel 1.86
Harga Konsumen Perdesaan Kelompok Bahan Makanan, 2008
Sawo (Rp/Kg)

| Provinsi | Januari | Februari | Maret | April | Mei | Juni |
|--------------------------|--------------|--------------|--------------|--------------|--------------|--------------|
| (1) | (2) | (3) | (4) | (5) | (6) | (7) |
| Nanggroe Aceh Darussalam | 5.850 | 5.850 | 6.200 | 5.900 | 5.900 | 6.300 |
| Sumatera Utara | 4.269 | 4.423 | 4.423 | 4.462 | 4.615 | 4.885 |
| Sumatera Barat | 4.571 | 4.571 | 4.571 | 4.714 | 5.000 | 5.000 |
| Riau | 3.750 | 3.792 | 4.125 | 4.125 | 4.125 | 4.208 |
| Jambi | 3.625 | 3.938 | 4.188 | 4.125 | 4.125 | 4.500 |
| Sumatera Selatan | 4.313 | 4.313 | 4.375 | 4.313 | 4.375 | 4.313 |
| Bengkulu | 2.500 | 2.500 | 2.500 | 2.500 | 2.500 | 2.500 |
| Lampung | 2.714 | 2.714 | 3.357 | 3.357 | 3.571 | 3.929 |
| Bangka Belitung | 7.714 | 7.571 | 7.571 | 7.571 | 7.429 | 8.000 |
| Kepulauan Riau | 5.500 | 5.500 | 5.500 | 5.667 | 5.667 | 5.833 |
| Jawa Barat | 3.950 | 3.925 | 3.925 | 3.850 | 3.850 | 3.900 |
| Jawa Tengah | 3.908 | 3.928 | 3.928 | 3.928 | 3.968 | 4.008 |
| D. I. Yogyakarta | 2.505 | 2.560 | 2.610 | 2.710 | 2.510 | 2.510 |
| Jawa Timur | 2.251 | 2.241 | 2.291 | 2.310 | 2.342 | 2.396 |
| Banten | 2.750 | 2.750 | 2.750 | 3.167 | 3.333 | 3.417 |
| Bali | 3.038 | 3.038 | 3.385 | 3.462 | 3.769 | 3.769 |
| Nusa Tenggara Barat | 4.486 | 4.514 | 4.486 | 4.771 | 4.414 | 4.414 |
| Nusa Tenggara Timur | 2.750 | 2.750 | 2.750 | 2.950 | 2.950 | 2.950 |
| Kalimantan Barat | 3.821 | 4.071 | 4.071 | 4.214 | 4.393 | 4.321 |
| Kalimantan Tengah | 4.750 | 5.000 | 4.917 | 4.917 | 4.917 | 5.125 |
| Kalimantan Selatan | 2.000 | 2.000 | 2.250 | 2.250 | 2.250 | 2.417 |
| Kalimantan Timur | 5.200 | 5.200 | 5.700 | 6.300 | 6.300 | 6.600 |
| Sulawesi Utara | 3.833 | 4.083 | 4.083 | 4.083 | 4.083 | 4.100 |
| Sulawesi Tengah | 3.000 | 3.750 | 3.333 | 3.333 | 3.333 | 3.333 |
| Sulawesi Selatan | 3.500 | 3.500 | 3.750 | 3.750 | 3.750 | 3.750 |
| Sulawesi Tenggara | 3.396 | 3.396 | 3.396 | 3.396 | 3.396 | 3.417 |
| Gorontalo | 4.250 | 4.250 | 4.250 | 4.250 | 4.250 | 4.250 |
| Sulawesi Barat | 3.750 | 3.750 | 3.750 | 3.875 | 3.875 | 3.875 |
| Maluku | - | - | - | - | - | - |
| Maluku Utara | 5.000 | 5.000 | 5.000 | 5.000 | 5.000 | 5.000 |
| Papua Barat | 5.000 | 5.000 | 5.000 | 5.000 | 5.000 | 5.000 |
| Papua | 5.000 | 5.000 | 5.000 | 4.000 | 4.000 | 4.000 |
| Nasional | 3.966 | 4.028 | 4.111 | 4.137 | 4.161 | 4.259 |

Tabel 1.86: Lanjutan

| Provinsi | Juli | Agustus | September | Oktober | November | Desember | Rata-rata |
|--------------------------|--------------|----------------|------------------|----------------|-----------------|-----------------|------------------|
| (1) | (8) | (9) | (10) | (11) | (12) | (13) | (14) |
| Nanggroe Aceh Darussalam | 6.100 | 6.100 | 6.100 | 6.000 | 6.100 | 6.400 | 6.067 |
| Sumatera Utara | 4.962 | 4.962 | 4.923 | 4.846 | 4.846 | 4.769 | 4.699 |
| Sumatera Barat | 5.000 | 5.286 | 5.286 | 5.929 | 5.929 | 5.357 | 5.101 |
| Riau | 4.292 | 4.333 | 4.458 | 4.958 | 4.917 | 4.958 | 4.337 |
| Jambi | 4.500 | 4.625 | 4.625 | 4.625 | 4.625 | 4.625 | 4.344 |
| Sumatera Selatan | 4.313 | 4.313 | 5.063 | 5.063 | 5.063 | 5.063 | 4.573 |
| Bengkulu | 2.500 | 2.500 | 2.500 | 2.500 | 2.500 | 2.500 | 2.500 |
| Lampung | 3.929 | 3.929 | 4.071 | 4.143 | 4.000 | 3.857 | 3.631 |
| Bangka Belitung | 8.143 | 8.143 | 8.143 | 8.357 | 8.143 | 7.857 | 7.887 |
| Kepulauan Riau | 5.833 | 5.833 | 5.833 | 5.833 | 5.833 | 5.833 | 5.722 |
| Jawa Barat | 3.950 | 4.175 | 4.275 | 4.350 | 4.350 | 4.350 | 4.071 |
| Jawa Tengah | 4.008 | 4.228 | 4.388 | 4.408 | 4.368 | 4.368 | 4.120 |
| D. I. Yogyakarta | 2.560 | 2.860 | 2.860 | 2.860 | 2.810 | 2.810 | 2.680 |
| Jawa Timur | 2.483 | 2.502 | 2.588 | 2.608 | 2.521 | 2.502 | 2.420 |
| Banten | 3.417 | 3.417 | 3.417 | 3.583 | 3.667 | 3.667 | 3.278 |
| Bali | 3.885 | 3.731 | 3.769 | 3.846 | 3.731 | 4.115 | 3.628 |
| Nusa Tenggara Barat | 4.414 | 4.414 | 4.414 | 4.557 | 4.557 | 4.557 | 4.500 |
| Nusa Tenggara Timur | 2.950 | 2.950 | 2.950 | 2.900 | 2.900 | 2.900 | 2.888 |
| Kalimantan Barat | 4.393 | 4.393 | 4.393 | 4.393 | 4.393 | 4.393 | 4.271 |
| Kalimantan Tengah | 5.125 | 5.125 | 5.125 | 5.125 | 5.292 | 5.292 | 5.059 |
| Kalimantan Selatan | 2.500 | 2.667 | 2.750 | 2.750 | 2.750 | 2.750 | 2.444 |
| Kalimantan Timur | 6.600 | 6.600 | 7.000 | 7.000 | 7.000 | 7.000 | 6.375 |
| Sulawesi Utara | 4.100 | 4.100 | 4.100 | 4.100 | 4.100 | 4.100 | 4.072 |
| Sulawesi Tengah | 3.000 | 3.000 | 3.000 | 3.000 | 3.000 | 3.000 | 3.174 |
| Sulawesi Selatan | 3.750 | 3.875 | 3.875 | 3.875 | 3.875 | 3.875 | 3.760 |
| Sulawesi Tenggara | 3.417 | 3.417 | 3.417 | 3.417 | 3.417 | 3.417 | 3.408 |
| Gorontalo | 4.250 | 4.250 | 4.250 | 4.250 | 4.250 | 4.250 | 4.250 |
| Sulawesi Barat | 3.875 | 3.875 | 3.875 | 3.875 | 3.875 | 3.875 | 3.844 |
| Maluku | - | - | - | - | - | - | - |
| Maluku Utara | 5.000 | 5.000 | 5.000 | 5.000 | 5.000 | 5.000 | 5.000 |
| Papua Barat | 5.000 | 5.000 | 5.000 | 5.000 | 5.000 | 5.000 | 5.000 |
| Papua | 4.000 | 4.000 | 4.000 | 4.000 | 4.000 | 4.000 | 4.250 |
| Nasional | 4.266 | 4.310 | 4.369 | 4.424 | 4.413 | 4.401 | 4.237 |

Tabel 1.87
Harga Konsumen Perdesaan Kelompok Bahan Makanan, 2008
Tomat Buah (Rp/Kg)

| Provinsi | Januari | Februari | Maret | April | Mei | Juni |
|--------------------------|--------------|--------------|--------------|--------------|--------------|--------------|
| (1) | (2) | (3) | (4) | (5) | (6) | (7) |
| Nanggroe Aceh Darussalam | 4.500 | 4.250 | 4.313 | 4.188 | 4.500 | 6.063 |
| Sumatera Utara | 5.375 | 5.563 | 5.563 | 5.250 | 5.625 | 5.938 |
| Sumatera Barat | 5.375 | 5.344 | 5.250 | 5.250 | 5.344 | 5.313 |
| Riau | 6.917 | 7.000 | 7.500 | 7.500 | 7.750 | 7.750 |
| Jambi | 4.660 | 5.000 | 4.600 | 4.660 | 4.660 | 4.700 |
| Sumatera Selatan | 3.667 | 3.667 | 3.778 | 3.944 | 3.944 | 4.556 |
| Bengkulu | 4.500 | 4.100 | 4.000 | 4.100 | 4.400 | 5.100 |
| Lampung | 3.833 | 3.583 | 3.667 | 3.833 | 3.750 | 3.833 |
| Bangka Belitung | 8.444 | 8.444 | 8.444 | 8.333 | 8.389 | 8.389 |
| Kepulauan Riau | 9.333 | 9.333 | 9.000 | 9.000 | 10.000 | 10.167 |
| Jawa Barat | 3.865 | 3.865 | 3.981 | 4.269 | 4.356 | 4.519 |
| Jawa Tengah | 3.023 | 2.917 | 3.017 | 3.204 | 3.355 | 3.391 |
| D. I. Yogyakarta | 3.375 | 3.417 | 3.333 | 3.583 | 4.042 | 3.750 |
| Jawa Timur | 3.138 | 3.030 | 3.189 | 3.495 | 3.721 | 3.695 |
| Banten | 4.300 | 4.100 | 4.100 | 4.550 | 4.450 | 4.600 |
| Bali | 3.722 | 3.833 | 3.722 | 4.333 | 4.389 | 4.333 |
| Nusa Tenggara Barat | 6.000 | 5.167 | 3.667 | 4.333 | 5.167 | 4.833 |
| Nusa Tenggara Timur | 7.100 | 7.100 | 7.100 | 7.100 | 7.100 | 7.100 |
| Kalimantan Barat | 8.500 | 10.000 | 10.000 | 9.000 | 9.000 | 9.000 |
| Kalimantan Tengah | 9.286 | 8.643 | 9.143 | 9.714 | 9.429 | 9.143 |
| Kalimantan Selatan | 8.500 | 8.500 | 8.500 | 8.500 | 8.500 | 8.500 |
| Kalimantan Timur | 10.250 | 10.250 | 10.250 | 10.750 | 10.750 | 9.750 |
| Sulawesi Utara | 5.167 | 5.500 | 5.833 | 6.833 | 6.333 | 5.667 |
| Sulawesi Tengah | 5.600 | 5.700 | 5.700 | 6.100 | 5.900 | 6.300 |
| Sulawesi Selatan | 4.000 | 3.917 | 4.167 | 4.500 | 4.667 | 3.833 |
| Sulawesi Tenggara | 6.250 | 6.333 | 6.375 | 6.375 | 6.500 | 6.833 |
| Gorontalo | 3.800 | 3.800 | 3.800 | 4.000 | 4.000 | 4.000 |
| Sulawesi Barat | 4.429 | 4.571 | 4.714 | 5.571 | 5.143 | 4.857 |
| Maluku | 10.443 | 10.671 | 10.529 | 10.871 | 11.357 | 12.586 |
| Maluku Utara | 12.000 | 12.000 | 12.000 | 12.000 | 12.000 | 8.000 |
| Papua Barat | 10.000 | 10.000 | 10.526 | 10.000 | 10.000 | 9.643 |
| Papua | 12.000 | 12.571 | 12.571 | 13.857 | 14.000 | 16.571 |
| Nasional | 6.292 | 6.318 | 6.323 | 6.531 | 6.641 | 6.647 |

Tabel 1.87: Lanjutan

| Provinsi | Juli | Agustus | September | Oktober | November | Desember | Rata-rata |
|--------------------------|--------------|--------------|--------------|--------------|--------------|--------------|--------------|
| (1) | (8) | (9) | (10) | (11) | (12) | (13) | (14) |
| Nanggroe Aceh Darussalam | 6.313 | 5.813 | 6.813 | 6.188 | 5.625 | 5.938 | 5.375 |
| Sumatera Utara | 6.188 | 6.188 | 6.688 | 6.688 | 6.625 | 6.625 | 6.026 |
| Sumatera Barat | 5.500 | 5.500 | 6.063 | 5.719 | 5.656 | 5.731 | 5.504 |
| Riau | 7.500 | 7.500 | 8.167 | 8.167 | 7.750 | 8.000 | 7.625 |
| Jambi | 4.700 | 4.700 | 5.500 | 5.500 | 5.300 | 5.500 | 4.957 |
| Sumatera Selatan | 4.667 | 4.444 | 4.667 | 4.444 | 4.444 | 4.500 | 4.227 |
| Bengkulu | 5.100 | 5.200 | 5.200 | 5.200 | 5.200 | 5.400 | 4.792 |
| Lampung | 3.833 | 3.667 | 3.750 | 4.083 | 4.250 | 4.417 | 3.875 |
| Bangka Belitung | 8.389 | 8.389 | 8.167 | 8.056 | 7.944 | 7.944 | 8.278 |
| Kepulauan Riau | 10.167 | 9.500 | 10.167 | 9.500 | 8.500 | 8.833 | 9.458 |
| Jawa Barat | 4.365 | 4.481 | 4.481 | 4.519 | 4.442 | 4.538 | 4.307 |
| Jawa Tengah | 3.296 | 3.211 | 3.296 | 3.383 | 3.553 | 3.957 | 3.300 |
| D. I. Yogyakarta | 3.417 | 3.333 | 3.458 | 3.667 | 4.125 | 4.625 | 3.677 |
| Jawa Timur | 3.588 | 3.536 | 3.457 | 3.462 | 3.664 | 3.902 | 3.490 |
| Banten | 4.700 | 4.700 | 4.700 | 4.700 | 4.800 | 4.850 | 4.546 |
| Bali | 4.333 | 4.222 | 4.444 | 4.389 | 4.000 | 4.167 | 4.157 |
| Nusa Tenggara Barat | 5.167 | 5.167 | 4.500 | 4.500 | 4.167 | 4.167 | 4.736 |
| Nusa Tenggara Timur | 7.100 | 7.100 | 7.300 | 7.300 | 7.300 | 7.300 | 7.167 |
| Kalimantan Barat | 10.000 | 10.500 | 10.500 | 10.500 | 10.500 | 10.500 | 9.833 |
| Kalimantan Tengah | 9.143 | 9.286 | 9.143 | 8.714 | 8.714 | 8.714 | 9.089 |
| Kalimantan Selatan | 8.500 | 8.500 | 8.500 | 8.500 | 8.500 | 8.500 | 8.500 |
| Kalimantan Timur | 10.000 | 10.000 | 10.250 | 10.500 | 13.000 | 13.000 | 10.729 |
| Sulawesi Utara | 5.833 | 6.417 | 6.750 | 5.250 | 5.333 | 5.333 | 5.854 |
| Sulawesi Tengah | 6.750 | 6.250 | 6.250 | 5.450 | 5.350 | 6.750 | 6.008 |
| Sulawesi Selatan | 3.750 | 3.667 | 4.083 | 3.917 | 4.417 | 5.000 | 4.160 |
| Sulawesi Tenggara | 6.833 | 6.833 | 6.833 | 7.500 | 7.167 | 7.167 | 6.750 |
| Gorontalo | 4.000 | 3.600 | 4.000 | 4.000 | 3.600 | 4.000 | 3.883 |
| Sulawesi Barat | 4.857 | 4.857 | 4.929 | 4.786 | 5.071 | 7.286 | 5.089 |
| Maluku | 12.286 | 12.286 | 12.857 | 12.714 | 13.514 | 12.571 | 11.890 |
| Maluku Utara | 8.000 | 8.000 | 8.000 | 8.000 | 8.000 | 8.000 | 9.667 |
| Papua Barat | 11.020 | 11.020 | 12.356 | 12.356 | 10.253 | 10.253 | 10.619 |
| Papua | 16.571 | 16.286 | 16.286 | 15.429 | 17.000 | 19.143 | 15.190 |
| Nasional | 6.746 | 6.692 | 6.924 | 6.784 | 6.805 | 7.082 | 6.649 |

Tabel 1.88
Harga Konsumen Perdesaan Kelompok Bahan Makanan, 2008
Salak (Rp/Kg)

| Provinsi | Januari | Februari | Maret | April | Mei | Juni |
|--------------------------|--------------|--------------|--------------|--------------|--------------|--------------|
| (1) | (2) | (3) | (4) | (5) | (6) | (7) |
| Nanggroe Aceh Darussalam | 10.143 | 10.143 | 10.357 | 10.500 | 10.643 | 11.071 |
| Sumatera Utara | 5.219 | 5.250 | 5.188 | 5.156 | 5.375 | 5.594 |
| Sumatera Barat | 7.483 | 7.483 | 7.625 | 7.542 | 7.542 | 7.725 |
| Riau | 10.500 | 10.563 | 10.875 | 11.000 | 11.063 | 11.125 |
| Jambi | 8.462 | 8.538 | 8.615 | 8.577 | 8.654 | 8.885 |
| Sumatera Selatan | 8.813 | 8.813 | 8.813 | 8.813 | 8.813 | 9.125 |
| Bengkulu | 7.625 | 7.625 | 7.750 | 7.750 | 7.750 | 7.750 |
| Lampung | 5.625 | 5.625 | 5.708 | 5.542 | 5.625 | 5.750 |
| Bangka Belitung | 9.455 | 9.455 | 9.455 | 9.455 | 9.455 | 9.364 |
| Kepulauan Riau | 11.167 | 11.167 | 11.167 | 11.500 | 11.500 | 12.000 |
| Jawa Barat | 4.583 | 4.619 | 4.726 | 4.810 | 5.095 | 5.310 |
| Jawa Tengah | 3.831 | 3.940 | 4.013 | 4.187 | 4.442 | 4.450 |
| D. I. Yogyakarta | 3.833 | 3.806 | 4.361 | 4.694 | 4.889 | 4.944 |
| Jawa Timur | 4.961 | 4.910 | 4.952 | 5.108 | 5.256 | 5.516 |
| Banten | 5.188 | 5.188 | 5.188 | 5.306 | 5.365 | 5.394 |
| Bali | 5.395 | 5.158 | 4.895 | 5.316 | 6.658 | 7.211 |
| Nusa Tenggara Barat | 6.929 | 6.786 | 6.357 | 6.571 | 6.643 | 7.071 |
| Nusa Tenggara Timur | 11.000 | 11.000 | 11.000 | 11.000 | 11.000 | 11.000 |
| Kalimantan Barat | 9.750 | 9.750 | 9.750 | 9.917 | 9.917 | 9.917 |
| Kalimantan Tengah | 9.227 | 9.227 | 9.136 | 9.182 | 9.136 | 9.227 |
| Kalimantan Selatan | 6.167 | 6.167 | 6.167 | 6.167 | 6.222 | 6.278 |
| Kalimantan Timur | 6.429 | 6.429 | 6.429 | 6.429 | 6.429 | 6.571 |
| Sulawesi Utara | 4.722 | 4.722 | 4.556 | 4.556 | 4.722 | 4.833 |
| Sulawesi Tengah | 4.750 | 4.750 | 4.750 | 4.750 | 4.750 | 5.000 |
| Sulawesi Selatan | 4.313 | 4.375 | 4.313 | 4.375 | 4.438 | 4.438 |
| Sulawesi Tenggara | 5.272 | 5.397 | 5.526 | 5.567 | 5.651 | 5.651 |
| Gorontalo | 6.417 | 6.167 | 6.250 | 7.250 | 7.083 | 6.917 |
| Sulawesi Barat | 4.450 | 4.700 | 4.700 | 4.650 | 4.750 | 4.850 |
| Maluku | 11.500 | 11.500 | 11.500 | 11.500 | 16.500 | 11.500 |
| Maluku Utara | 9.813 | 9.813 | 9.813 | 9.813 | 9.813 | 10.306 |
| Papua Barat | 9.833 | 9.833 | 9.833 | 9.833 | 9.833 | 9.833 |
| Papua | 9.375 | 9.625 | 9.625 | 9.625 | 9.625 | 10.250 |
| Nasional | 7.257 | 7.266 | 7.293 | 7.389 | 7.645 | 7.652 |

Tabel 1.88: Lanjutan

| Provinsi | Juli | Agustus | September | Oktober | November | Desember | Rata-rata |
|--------------------------|--------------|----------------|------------------|----------------|-----------------|-----------------|------------------|
| (1) | (8) | (9) | (10) | (11) | (12) | (13) | (14) |
| Nanggroe Aceh Darussalam | 11.143 | 11.071 | 10.857 | 11.000 | 11.000 | 10.929 | 10.738 |
| Sumatera Utara | 5.531 | 5.469 | 5.375 | 5.406 | 5.500 | 5.625 | 5.391 |
| Sumatera Barat | 7.725 | 7.475 | 7.392 | 7.475 | 7.417 | 7.292 | 7.515 |
| Riau | 11.375 | 11.438 | 11.500 | 11.875 | 12.438 | 12.563 | 11.359 |
| Jambi | 8.885 | 9.038 | 9.038 | 8.885 | 8.885 | 8.885 | 8.779 |
| Sumatera Selatan | 9.125 | 9.125 | 9.125 | 9.125 | 9.125 | 8.875 | 8.974 |
| Bengkulu | 7.750 | 7.750 | 7.500 | 7.500 | 7.750 | 8.250 | 7.729 |
| Lampung | 6.000 | 6.375 | 6.458 | 6.458 | 6.042 | 6.042 | 5.938 |
| Bangka Belitung | 9.545 | 9.545 | 9.545 | 9.545 | 9.500 | 9.409 | 9.477 |
| Kepulauan Riau | 12.000 | 12.000 | 12.000 | 12.667 | 12.750 | 12.750 | 11.889 |
| Jawa Barat | 5.310 | 5.357 | 5.381 | 5.369 | 5.302 | 5.302 | 5.097 |
| Jawa Tengah | 4.525 | 4.695 | 4.886 | 5.013 | 4.714 | 4.347 | 4.420 |
| D. I. Yogyakarta | 5.222 | 5.528 | 5.861 | 6.194 | 5.278 | 4.756 | 4.947 |
| Jawa Timur | 5.645 | 5.921 | 6.211 | 6.353 | 6.095 | 5.549 | 5.540 |
| Banten | 5.424 | 5.541 | 5.541 | 5.365 | 5.294 | 5.118 | 5.326 |
| Bali | 7.184 | 7.368 | 7.079 | 7.316 | 7.158 | 7.368 | 6.509 |
| Nusa Tenggara Barat | 6.857 | 7.071 | 7.357 | 7.714 | 7.714 | 7.571 | 7.054 |
| Nusa Tenggara Timur | 11.000 | 11.000 | 11.000 | 13.000 | 13.000 | 13.000 | 11.500 |
| Kalimantan Barat | 9.917 | 9.917 | 9.917 | 10.583 | 11.500 | 11.500 | 10.194 |
| Kalimantan Tengah | 9.227 | 9.136 | 9.318 | 9.591 | 9.773 | 9.955 | 9.345 |
| Kalimantan Selatan | 6.333 | 6.333 | 6.389 | 6.389 | 6.389 | 6.444 | 6.287 |
| Kalimantan Timur | 6.214 | 6.214 | 6.214 | 6.214 | 6.214 | 6.214 | 6.333 |
| Sulawesi Utara | 4.833 | 4.833 | 4.833 | 4.833 | 4.833 | 5.056 | 4.778 |
| Sulawesi Tengah | 5.000 | 5.625 | 5.625 | 5.625 | 5.875 | 5.875 | 5.198 |
| Sulawesi Selatan | 4.625 | 4.625 | 5.000 | 5.250 | 5.250 | 5.250 | 4.688 |
| Sulawesi Tenggara | 5.647 | 5.647 | 5.647 | 5.563 | 5.563 | 5.563 | 5.558 |
| Gorontalo | 7.250 | 7.250 | 6.917 | 7.250 | 7.417 | 7.083 | 6.938 |
| Sulawesi Barat | 4.850 | 4.950 | 5.050 | 5.050 | 4.850 | 4.850 | 4.808 |
| Maluku | 16.500 | 16.500 | 16.500 | 16.500 | 16.500 | 14.000 | 14.208 |
| Maluku Utara | 10.306 | 10.306 | 10.618 | 10.573 | 10.642 | 10.462 | 10.190 |
| Papua Barat | 9.833 | 10.333 | 10.667 | 10.667 | 10.667 | 10.667 | 10.153 |
| Papua | 10.250 | 10.250 | 10.250 | 10.250 | 10.250 | 10.250 | 9.969 |
| Nasional | 7.845 | 7.928 | 7.970 | 8.144 | 8.146 | 8.025 | 7.713 |

Tabel 1.89
Harga Konsumen Perdesaan Kelompok Bahan Makanan, 2008
Apel (Rp/Kg)

| Provinsi | Januari | Februari | Maret | April | Mei | Juni |
|--------------------------|---------------|---------------|---------------|---------------|---------------|---------------|
| (1) | (2) | (3) | (4) | (5) | (6) | (7) |
| Nanggroe Aceh Darussalam | 21.400 | 21.800 | 21.800 | 22.000 | 22.200 | 22.300 |
| Sumatera Utara | 17.211 | 17.079 | 17.026 | 17.079 | 17.605 | 17.711 |
| Sumatera Barat | 15.600 | 15.467 | 15.467 | 15.733 | 15.867 | 16.800 |
| Riau | 19.667 | 18.917 | 18.917 | 18.917 | 19.250 | 19.250 |
| Jambi | 15.607 | 15.321 | 15.821 | 15.821 | 15.964 | 16.036 |
| Sumatera Selatan | 15.250 | 15.250 | 15.250 | 15.250 | 15.536 | 15.607 |
| Bengkulu | 14.333 | 14.333 | 14.333 | 15.500 | 15.500 | 15.833 |
| Lampung | 13.400 | 13.333 | 12.867 | 12.733 | 12.933 | 13.400 |
| Bangka Belitung | 17.611 | 17.500 | 17.944 | 18.333 | 19.222 | 18.667 |
| Kepulauan Riau | 17.125 | 17.125 | 17.125 | 17.500 | 17.750 | 17.938 |
| Jawa Barat | 11.520 | 11.598 | 11.902 | 12.127 | 12.186 | 12.402 |
| Jawa Tengah | 9.980 | 9.992 | 10.127 | 10.286 | 10.495 | 10.507 |
| D. I. Yogyakarta | 9.624 | 9.741 | 9.976 | 10.594 | 11.859 | 12.035 |
| Jawa Timur | 8.708 | 8.755 | 8.800 | 8.945 | 9.073 | 9.563 |
| Banten | 11.588 | 11.912 | 11.676 | 12.588 | 12.412 | 12.676 |
| Bali | 10.868 | 10.956 | 11.088 | 10.853 | 11.691 | 12.250 |
| Nusa Tenggara Barat | 14.719 | 14.188 | 14.188 | 14.688 | 14.563 | 14.281 |
| Nusa Tenggara Timur | 13.500 | 13.500 | 13.500 | 13.500 | 13.500 | 13.500 |
| Kalimantan Barat | 18.111 | 18.111 | 18.111 | 18.111 | 18.556 | 18.556 |
| Kalimantan Tengah | 18.583 | 18.750 | 18.833 | 18.833 | 18.833 | 19.750 |
| Kalimantan Selatan | 17.692 | 17.692 | 17.692 | 17.846 | 18.154 | 18.538 |
| Kalimantan Timur | 19.719 | 19.719 | 19.719 | 19.719 | 19.719 | 19.906 |
| Sulawesi Utara | 19.900 | 19.638 | 20.733 | 20.455 | 21.145 | 21.490 |
| Sulawesi Tengah | 15.375 | 15.375 | 16.750 | 16.750 | 16.750 | 17.500 |
| Sulawesi Selatan | 21.063 | 21.000 | 21.000 | 21.000 | 21.000 | 23.000 |
| Sulawesi Tenggara | 20.000 | 20.000 | 20.000 | 20.000 | 20.000 | 20.000 |
| Gorontalo | 18.333 | 18.092 | 19.101 | 18.845 | 19.480 | 19.798 |
| Sulawesi Barat | 21.556 | 22.111 | 22.111 | 22.111 | 22.556 | 22.889 |
| Maluku | 27.500 | 27.138 | 28.651 | 28.267 | 29.220 | 29.697 |
| Maluku Utara | 27.300 | 27.300 | 27.300 | 27.300 | 27.300 | 27.800 |
| Papua Barat | 20.018 | 19.755 | 20.856 | 20.577 | 21.270 | 21.617 |
| Papua | 19.167 | 19.167 | 19.167 | 19.167 | 19.167 | 21.667 |
| Nasional | 16.938 | 16.894 | 17.120 | 17.232 | 17.524 | 17.905 |

Tabel 1.89: Lanjutan

| Provinsi | Juli | Agustus | September | Oktober | November | Desember | Rata-rata |
|--------------------------|---------------|----------------|------------------|----------------|-----------------|-----------------|------------------|
| (1) | (8) | (9) | (10) | (11) | (12) | (13) | (14) |
| Nanggroe Aceh Darussalam | 22.000 | 21.700 | 22.300 | 22.500 | 22.500 | 22.100 | 22.050 |
| Sumatera Utara | 17.921 | 17.447 | 17.711 | 18.289 | 18.289 | 18.289 | 17.638 |
| Sumatera Barat | 16.800 | 17.067 | 16.733 | 16.733 | 16.933 | 16.867 | 16.339 |
| Riau | 18.500 | 18.750 | 19.292 | 19.250 | 19.500 | 19.750 | 19.163 |
| Jambi | 16.036 | 16.393 | 16.107 | 16.107 | 16.107 | 17.036 | 16.030 |
| Sumatera Selatan | 15.607 | 15.893 | 15.893 | 15.893 | 15.893 | 15.893 | 15.601 |
| Bengkulu | 15.833 | 15.833 | 16.333 | 16.333 | 15.667 | 15.667 | 15.458 |
| Lampung | 13.933 | 13.933 | 13.933 | 14.133 | 14.267 | 14.267 | 13.594 |
| Bangka Belitung | 19.278 | 18.889 | 18.889 | 19.056 | 19.556 | 19.778 | 18.727 |
| Kepulauan Riau | 17.938 | 18.000 | 18.000 | 18.000 | 18.000 | 18.000 | 17.708 |
| Jawa Barat | 12.667 | 12.706 | 12.990 | 13.000 | 12.980 | 13.002 | 12.423 |
| Jawa Tengah | 10.686 | 10.756 | 11.033 | 11.194 | 11.141 | 11.171 | 10.614 |
| D. I. Yogyakarta | 12.976 | 12.624 | 12.794 | 12.912 | 12.706 | 11.941 | 11.649 |
| Jawa Timur | 9.958 | 10.104 | 10.194 | 10.278 | 10.185 | 10.190 | 9.563 |
| Banten | 13.088 | 13.588 | 13.588 | 13.706 | 13.882 | 14.382 | 12.924 |
| Bali | 12.868 | 13.632 | 13.221 | 13.235 | 13.265 | 13.441 | 12.281 |
| Nusa Tenggara Barat | 14.844 | 16.656 | 17.281 | 17.563 | 17.625 | 17.813 | 15.701 |
| Nusa Tenggara Timur | 13.500 | 13.500 | 13.500 | 13.500 | 13.500 | 13.500 | 13.500 |
| Kalimantan Barat | 18.556 | 19.111 | 19.111 | 19.111 | 19.111 | 19.333 | 18.657 |
| Kalimantan Tengah | 19.750 | 20.500 | 20.500 | 20.500 | 20.500 | 20.083 | 19.618 |
| Kalimantan Selatan | 18.538 | 18.538 | 18.538 | 18.692 | 19.385 | 19.385 | 18.391 |
| Kalimantan Timur | 20.031 | 20.031 | 20.781 | 21.156 | 21.156 | 21.281 | 20.245 |
| Sulawesi Utara | 22.538 | 23.706 | 24.523 | 24.640 | 25.457 | 26.041 | 22.522 |
| Sulawesi Tengah | 17.500 | 18.000 | 18.750 | 18.750 | 19.250 | 20.500 | 17.604 |
| Sulawesi Selatan | 23.063 | 23.063 | 23.438 | 23.438 | 23.438 | 23.438 | 22.328 |
| Sulawesi Tenggara | 20.000 | 20.000 | 20.000 | 20.000 | 20.000 | 20.000 | 20.000 |
| Gorontalo | 20.764 | 21.839 | 22.592 | 22.700 | 23.453 | 23.991 | 20.749 |
| Sulawesi Barat | 22.889 | 22.889 | 22.889 | 22.889 | 22.778 | 22.778 | 22.537 |
| Maluku | 31.145 | 32.759 | 33.889 | 34.050 | 35.180 | 35.987 | 31.124 |
| Maluku Utara | 28.500 | 28.500 | 28.500 | 28.500 | 28.500 | 28.500 | 27.942 |
| Papua Barat | 22.672 | 23.846 | 24.669 | 24.786 | 25.608 | 26.196 | 22.656 |
| Papua | 22.500 | 20.833 | 21.667 | 20.833 | 20.833 | 21.667 | 20.486 |
| Nasional | 18.215 | 18.471 | 18.739 | 18.804 | 18.958 | 19.133 | 17.994 |

Tabel 1.90
Harga Konsumen Perdesaan Kelompok Bahan Makanan, 2008
Semangka (Rp/Kg)

| Provinsi | Januari | Februari | Maret | April | Mei | Juni |
|-------------------------|--------------|--------------|--------------|--------------|--------------|--------------|
| (1) | (2) | (3) | (4) | (5) | (6) | (7) |
| Nangroe Aceh Darussalam | 2.650 | 2.750 | 2.700 | 2.700 | 2.750 | 2.750 |
| Sumatera Utara | 2.821 | 2.835 | 2.882 | 2.853 | 2.900 | 3.294 |
| Sumatera Barat | 2.550 | 2.514 | 2.500 | 2.607 | 2.714 | 2.786 |
| Riau | 3.861 | 3.861 | 3.833 | 3.667 | 3.722 | 3.778 |
| Jambi | 3.154 | 3.231 | 3.192 | 3.115 | 3.154 | 3.154 |
| Sumatera Selatan | 2.878 | 2.847 | 3.128 | 3.284 | 3.284 | 3.284 |
| Bengkulu | 3.000 | 3.167 | 3.117 | 3.117 | 3.250 | 3.250 |
| Lampung | 2.633 | 2.633 | 2.600 | 2.600 | 2.633 | 2.800 |
| Bangka Belitung | 4.933 | 4.933 | 4.933 | 4.933 | 4.933 | 4.867 |
| Kepulauan Riau | 4.200 | 4.200 | 4.200 | 4.200 | 4.450 | 4.500 |
| Jawa Barat | 3.088 | 3.112 | 3.123 | 3.170 | 3.240 | 3.240 |
| Jawa Tengah | 2.135 | 2.159 | 2.197 | 2.219 | 2.254 | 2.233 |
| D. I. Yogyakarta | 2.643 | 2.690 | 2.690 | 2.619 | 2.714 | 2.619 |
| Jawa Timur | 2.282 | 2.301 | 2.376 | 2.397 | 2.500 | 2.551 |
| Banten | 2.643 | 2.643 | 2.607 | 2.714 | 2.821 | 2.893 |
| Bali | 3.364 | 3.368 | 3.546 | 3.546 | 3.582 | 3.582 |
| Nusa Tenggara Barat | 2.925 | 2.925 | 2.925 | 2.925 | 2.925 | 2.925 |
| Nusa Tenggara Timur | 6.292 | 6.292 | 6.292 | 6.292 | 6.292 | 6.292 |
| Kalimantan Barat | 5.000 | 5.000 | 5.000 | 4.974 | 4.921 | 5.000 |
| Kalimantan Tengah | 3.722 | 3.681 | 3.958 | 3.958 | 4.056 | 4.056 |
| Kalimantan Selatan | 2.125 | 2.125 | 2.125 | 2.125 | 2.320 | 2.600 |
| Kalimantan Timur | 5.034 | 5.034 | 5.034 | 5.341 | 5.227 | 5.500 |
| Sulawesi Utara | 5.750 | 5.750 | 5.750 | 5.750 | 5.750 | 5.750 |
| Sulawesi Tengah | 6.071 | 6.107 | 6.071 | 6.071 | 6.036 | 6.107 |
| Sulawesi Selatan | 2.333 | 2.333 | 2.333 | 2.333 | 2.333 | 2.333 |
| Sulawesi Tenggara | 3.386 | 3.545 | 3.500 | 3.523 | 3.364 | 3.364 |
| Gorontalo | 4.750 | 4.750 | 4.125 | 4.125 | 4.125 | 4.125 |
| Sulawesi Barat | 6.800 | 7.200 | 7.200 | 7.200 | 6.400 | 7.200 |
| Maluku | 9.900 | 9.750 | 9.675 | 10.050 | 9.925 | 10.000 |
| Maluku Utara | 9.458 | 9.458 | 9.458 | 9.500 | 9.500 | 9.500 |
| Papua Barat | 7.625 | 7.625 | 7.750 | 7.750 | 9.500 | 9.750 |
| Papua | 4.750 | 5.250 | 5.438 | 5.375 | 5.375 | 5.375 |
| Nasional | 4.211 | 4.252 | 4.258 | 4.282 | 4.342 | 4.421 |

Tabel 1.90: Lanjutan

| Provinsi | Juli | Agustus | September | Oktober | November | Desember | Rata-rata |
|--------------------------|--------------|----------------|------------------|----------------|-----------------|-----------------|------------------|
| (1) | (8) | (9) | (10) | (11) | (12) | (13) | (14) |
| Nanggroe Aceh Darussalam | 2.900 | 2.900 | 2.950 | 3.050 | 3.150 | 3.250 | 2.875 |
| Sumatera Utara | 3.500 | 3.500 | 3.647 | 3.676 | 3.706 | 3.724 | 3.278 |
| Sumatera Barat | 2.786 | 3.000 | 2.929 | 2.964 | 3.071 | 3.036 | 2.788 |
| Riau | 3.944 | 3.917 | 4.389 | 4.378 | 4.500 | 4.500 | 4.029 |
| Jambi | 3.231 | 3.269 | 3.462 | 3.654 | 3.654 | 3.692 | 3.330 |
| Sumatera Selatan | 3.284 | 3.409 | 3.534 | 3.534 | 3.534 | 3.566 | 3.297 |
| Bengkulu | 3.250 | 3.250 | 3.417 | 3.417 | 3.333 | 3.333 | 3.242 |
| Lampung | 2.967 | 3.033 | 2.900 | 2.967 | 2.967 | 2.967 | 2.808 |
| Bangka Belitung | 4.867 | 4.933 | 4.933 | 5.000 | 5.233 | 5.367 | 4.989 |
| Kepulauan Riau | 4.500 | 4.500 | 4.500 | 4.650 | 4.550 | 4.550 | 4.417 |
| Jawa Barat | 3.263 | 3.256 | 3.209 | 3.256 | 3.314 | 3.302 | 3.214 |
| Jawa Tengah | 2.237 | 2.238 | 2.312 | 2.347 | 2.331 | 2.341 | 2.250 |
| D. I. Yogyakarta | 2.679 | 2.679 | 2.726 | 2.498 | 2.545 | 2.510 | 2.634 |
| Jawa Timur | 2.572 | 2.592 | 2.614 | 2.614 | 2.541 | 2.550 | 2.491 |
| Banten | 2.893 | 2.946 | 2.929 | 3.036 | 3.107 | 3.071 | 2.859 |
| Bali | 3.600 | 3.600 | 3.636 | 3.993 | 3.993 | 3.886 | 3.641 |
| Nusa Tenggara Barat | 2.925 | 2.800 | 2.800 | 2.800 | 2.925 | 2.925 | 2.894 |
| Nusa Tenggara Timur | 6.292 | 6.292 | 7.125 | 7.125 | 7.125 | 7.125 | 6.569 |
| Kalimantan Barat | 5.000 | 5.000 | 5.000 | 5.105 | 5.132 | 5.158 | 5.024 |
| Kalimantan Tengah | 4.056 | 4.056 | 4.111 | 4.167 | 4.222 | 4.222 | 4.022 |
| Kalimantan Selatan | 2.550 | 2.500 | 2.550 | 2.550 | 2.550 | 2.550 | 2.389 |
| Kalimantan Timur | 5.500 | 5.591 | 5.773 | 5.864 | 5.841 | 5.886 | 5.469 |
| Sulawesi Utara | 6.250 | 6.250 | 6.250 | 6.250 | 6.250 | 6.250 | 6.000 |
| Sulawesi Tengah | 6.107 | 6.179 | 6.179 | 6.179 | 6.179 | 6.179 | 6.122 |
| Sulawesi Selatan | 2.333 | 2.333 | 2.333 | 2.333 | 2.333 | 2.333 | 2.333 |
| Sulawesi Tenggara | 3.364 | 3.364 | 3.500 | 3.955 | 3.955 | 3.955 | 3.564 |
| Gorontalo | 4.125 | 4.125 | 4.125 | 4.125 | 4.125 | 4.125 | 4.229 |
| Sulawesi Barat | 7.200 | 7.200 | 8.000 | 8.000 | 8.000 | 8.000 | 7.367 |
| Maluku | 10.000 | 12.575 | 12.575 | 11.125 | 11.300 | 11.300 | 10.681 |
| Maluku Utara | 9.500 | 9.500 | 9.542 | 9.542 | 9.542 | 9.542 | 9.503 |
| Papua Barat | 9.750 | 9.750 | 9.750 | 9.750 | 9.750 | 9.750 | 9.042 |
| Papua | 5.688 | 5.688 | 5.688 | 5.500 | 5.688 | 5.688 | 5.458 |
| Nasional | 4.472 | 4.570 | 4.668 | 4.669 | 4.701 | 4.707 | 4.463 |

Tabel 1.91
Harga Konsumen Perdesaan Kelompok Bahan Makanan, 2008
Kacang Tanah (Rp/Kg)

| Provinsi | Januari | Februari | Maret | April | Mei | Juni |
|--------------------------|---------------|---------------|---------------|---------------|---------------|---------------|
| (1) | (2) | (3) | (4) | (5) | (6) | (7) |
| Nanggroe Aceh Darussalam | 9.150 | 9.150 | 9.750 | 9.750 | 9.775 | 10.325 |
| Sumatera Utara | 10.420 | 10.380 | 10.680 | 10.780 | 10.920 | 11.240 |
| Sumatera Barat | 12.200 | 12.120 | 12.500 | 12.220 | 12.520 | 12.600 |
| Riau | 13.094 | 13.031 | 12.938 | 13.250 | 13.313 | 13.313 |
| Jambi | 11.583 | 11.639 | 11.639 | 11.833 | 11.917 | 12.000 |
| Sumatera Selatan | 10.083 | 10.292 | 10.750 | 10.875 | 10.792 | 10.917 |
| Bengkulu | 10.725 | 10.675 | 10.975 | 10.975 | 11.025 | 11.275 |
| Lampung | 9.971 | 9.882 | 9.559 | 9.382 | 9.382 | 9.824 |
| Bangka Belitung | 10.611 | 10.611 | 10.667 | 10.694 | 10.750 | 10.861 |
| Kepulauan Riau | 13.433 | 13.633 | 13.767 | 13.767 | 13.900 | 14.200 |
| Jawa Barat | 9.446 | 9.364 | 9.341 | 9.390 | 9.484 | 9.623 |
| Jawa Tengah | 9.007 | 8.998 | 9.135 | 9.339 | 9.559 | 9.496 |
| D. I. Yogyakarta | 8.278 | 8.111 | 8.333 | 8.574 | 8.878 | 8.767 |
| Jawa Timur | 9.150 | 9.217 | 9.275 | 9.297 | 9.465 | 9.533 |
| Banten | 10.708 | 11.167 | 10.854 | 10.854 | 11.458 | 11.563 |
| Bali | 8.848 | 9.016 | 8.816 | 8.477 | 8.703 | 8.806 |
| Nusa Tenggara Barat | 9.658 | 9.700 | 9.595 | 9.726 | 9.621 | 10.437 |
| Nusa Tenggara Timur | 8.556 | 8.741 | 9.222 | 8.870 | 8.907 | 9.148 |
| Kalimantan Barat | 13.340 | 13.280 | 13.460 | 13.760 | 13.940 | 13.800 |
| Kalimantan Tengah | 11.896 | 11.938 | 11.979 | 11.979 | 11.854 | 12.000 |
| Kalimantan Selatan | 10.788 | 10.904 | 10.846 | 10.923 | 10.962 | 11.438 |
| Kalimantan Timur | 13.250 | 13.306 | 13.139 | 12.889 | 13.306 | 13.667 |
| Sulawesi Utara | 9.700 | 9.867 | 10.900 | 10.767 | 11.233 | 11.080 |
| Sulawesi Tengah | 9.471 | 9.671 | 9.517 | 9.943 | 9.935 | 10.252 |
| Sulawesi Selatan | 9.715 | 9.715 | 9.548 | 9.082 | 9.215 | 9.582 |
| Sulawesi Tenggara | 10.210 | 10.166 | 9.632 | 9.693 | 10.097 | 10.331 |
| Gorontalo | 12.725 | 12.663 | 12.263 | 12.125 | 12.434 | 11.828 |
| Sulawesi Barat | 10.237 | 10.289 | 10.342 | 10.447 | 11.026 | 11.026 |
| Maluku | 14.533 | 14.667 | 14.533 | 14.733 | 15.400 | 15.333 |
| Maluku Utara | 15.885 | 15.885 | 15.885 | 16.038 | 15.962 | 16.885 |
| Papua Barat | 14.600 | 14.600 | 14.600 | 13.900 | 14.700 | 14.700 |
| Papua | 15.043 | 15.348 | 15.348 | 15.435 | 15.435 | 16.478 |
| Nasional | 11.135 | 11.188 | 11.243 | 11.243 | 11.433 | 11.635 |

Tabel 1.91: Lanjutan

| Provinsi | Juli | Agustus | September | Oktober | November | Desember | Rata-rata |
|--------------------------|---------------|----------------|------------------|----------------|-----------------|-----------------|------------------|
| (1) | (8) | (9) | (10) | (11) | (12) | (13) | (14) |
| Nanggroe Aceh Darussalam | 10.425 | 10.525 | 11.000 | 11.350 | 11.600 | 11.600 | 10.367 |
| Sumatera Utara | 11.500 | 11.620 | 11.980 | 12.080 | 11.880 | 11.940 | 11.285 |
| Sumatera Barat | 12.540 | 12.620 | 13.340 | 13.220 | 13.120 | 12.920 | 12.660 |
| Riau | 13.406 | 13.281 | 13.656 | 13.656 | 13.781 | 13.844 | 13.380 |
| Jambi | 11.556 | 11.667 | 11.361 | 12.028 | 11.361 | 11.361 | 11.662 |
| Sumatera Selatan | 11.083 | 11.125 | 11.750 | 11.646 | 11.833 | 11.917 | 11.089 |
| Bengkulu | 11.425 | 11.275 | 11.600 | 12.125 | 12.475 | 12.475 | 11.419 |
| Lampung | 10.029 | 10.441 | 11.029 | 11.235 | 10.882 | 11.029 | 10.221 |
| Bangka Belitung | 10.972 | 10.861 | 11.306 | 11.333 | 10.833 | 10.833 | 10.861 |
| Kepulauan Riau | 14.200 | 14.133 | 14.333 | 14.200 | 14.200 | 14.600 | 14.031 |
| Jawa Barat | 9.736 | 9.874 | 10.297 | 10.190 | 10.036 | 10.080 | 9.738 |
| Jawa Tengah | 9.556 | 9.770 | 9.879 | 10.041 | 9.879 | 9.953 | 9.551 |
| D. I. Yogyakarta | 8.952 | 8.896 | 8.915 | 8.785 | 8.741 | 8.796 | 8.669 |
| Jawa Timur | 9.623 | 9.613 | 9.803 | 9.746 | 9.546 | 9.398 | 9.472 |
| Banten | 11.792 | 11.958 | 12.146 | 12.771 | 12.667 | 12.563 | 11.708 |
| Bali | 8.984 | 9.129 | 9.187 | 9.084 | 8.923 | 9.002 | 8.915 |
| Nusa Tenggara Barat | 10.542 | 10.653 | 10.968 | 10.916 | 10.284 | 10.205 | 10.192 |
| Nusa Tenggara Timur | 8.917 | 9.454 | 9.204 | 9.981 | 9.731 | 10.028 | 9.230 |
| Kalimantan Barat | 13.800 | 13.800 | 13.920 | 13.780 | 13.980 | 13.840 | 13.725 |
| Kalimantan Tengah | 12.083 | 11.938 | 12.271 | 12.417 | 12.188 | 12.188 | 12.061 |
| Kalimantan Selatan | 11.457 | 11.495 | 11.688 | 11.784 | 11.861 | 11.861 | 11.334 |
| Kalimantan Timur | 13.972 | 13.778 | 14.000 | 14.056 | 14.000 | 14.000 | 13.613 |
| Sulawesi Utara | 11.213 | 11.280 | 11.280 | 11.280 | 11.280 | 11.513 | 10.949 |
| Sulawesi Tengah | 10.352 | 10.385 | 10.627 | 10.960 | 11.102 | 11.277 | 10.291 |
| Sulawesi Selatan | 9.513 | 9.613 | 10.013 | 10.013 | 9.980 | 10.213 | 9.684 |
| Sulawesi Tenggara | 10.316 | 10.316 | 10.449 | 10.527 | 10.527 | 10.527 | 10.233 |
| Gorontalo | 12.309 | 12.850 | 12.788 | 12.622 | 12.053 | 12.631 | 12.441 |
| Sulawesi Barat | 11.000 | 11.000 | 11.289 | 11.658 | 11.658 | 11.763 | 10.978 |
| Maluku | 15.667 | 15.400 | 15.467 | 15.933 | 15.933 | 15.533 | 15.261 |
| Maluku Utara | 16.885 | 16.885 | 16.885 | 16.885 | 16.885 | 16.808 | 16.481 |
| Papua Barat | 14.700 | 14.400 | 14.400 | 14.400 | 14.400 | 14.400 | 14.483 |
| Papua | 15.957 | 15.739 | 15.739 | 15.609 | 15.913 | 16.087 | 15.678 |
| Nasional | 11.702 | 11.743 | 11.955 | 12.072 | 11.985 | 12.037 | 11.614 |

Tabel 1.92
Harga Konsumen Perdesaan Kelompok Bahan Makanan, 2008
Kacang Hijau (Rp/Kg)

| Provinsi | Januari | Februari | Maret | April | Mei | Juni |
|--------------------------|--------------|--------------|--------------|--------------|--------------|--------------|
| (1) | (2) | (3) | (4) | (5) | (6) | (7) |
| Nanggroe Aceh Darussalam | 8.667 | 8.583 | 8.833 | 9.167 | 9.417 | 10.583 |
| Sumatera Utara | 8.471 | 8.647 | 8.794 | 8.794 | 8.794 | 9.059 |
| Sumatera Barat | 9.150 | 9.500 | 9.500 | 9.676 | 9.676 | 9.676 |
| Riau | 9.923 | 9.862 | 9.862 | 9.862 | 10.092 | 10.100 |
| Jambi | 9.150 | 9.150 | 9.150 | 9.100 | 9.200 | 9.200 |
| Sumatera Selatan | 8.750 | 8.821 | 8.750 | 8.893 | 8.964 | 9.036 |
| Bengkulu | 10.333 | 10.417 | 10.417 | 10.750 | 10.833 | 10.833 |
| Lampung | 7.800 | 7.800 | 7.750 | 7.650 | 7.700 | 7.900 |
| Bangka Belitung | 8.154 | 8.192 | 8.192 | 8.192 | 8.269 | 8.385 |
| Kepulauan Riau | 8.580 | 8.580 | 8.580 | 8.580 | 8.680 | 8.850 |
| Jawa Barat | 7.813 | 7.913 | 7.895 | 8.013 | 8.025 | 7.984 |
| Jawa Tengah | 7.247 | 7.284 | 7.305 | 7.478 | 7.585 | 7.636 |
| D. I. Yogyakarta | 7.733 | 7.600 | 7.533 | 7.800 | 7.640 | 7.673 |
| Jawa Timur | 7.209 | 7.071 | 7.090 | 7.037 | 7.080 | 7.107 |
| Banten | 7.754 | 7.946 | 7.985 | 8.023 | 8.023 | 8.100 |
| Bali | 7.265 | 7.324 | 7.500 | 7.588 | 7.747 | 7.806 |
| Nusa Tenggara Barat | 7.333 | 7.417 | 7.500 | 7.500 | 7.375 | 7.708 |
| Nusa Tenggara Timur | 8.054 | 8.089 | 8.125 | 8.268 | 8.339 | 8.679 |
| Kalimantan Barat | 8.263 | 8.105 | 8.500 | 8.632 | 8.763 | 8.763 |
| Kalimantan Tengah | 10.357 | 10.357 | 10.464 | 9.893 | 9.893 | 9.929 |
| Kalimantan Selatan | 7.647 | 7.647 | 7.735 | 7.765 | 7.765 | 8.000 |
| Kalimantan Timur | 10.091 | 10.273 | 10.273 | 10.364 | 10.364 | 10.636 |
| Sulawesi Utara | 7.850 | 8.050 | 8.650 | 8.750 | 9.250 | 8.700 |
| Sulawesi Tengah | 8.313 | 8.484 | 8.344 | 8.375 | 8.445 | 8.406 |
| Sulawesi Selatan | 6.409 | 6.136 | 6.773 | 6.727 | 6.636 | 6.818 |
| Sulawesi Tenggara | 7.166 | 7.221 | 7.438 | 7.578 | 8.051 | 8.283 |
| Gorontalo | 8.000 | 7.889 | 8.600 | 9.044 | 8.822 | 8.961 |
| Sulawesi Barat | 7.708 | 7.500 | 7.875 | 8.417 | 8.250 | 8.375 |
| Maluku | 10.182 | 10.273 | 10.455 | 10.455 | 11.000 | 11.455 |
| Maluku Utara | 11.455 | 11.500 | 11.727 | 11.955 | 11.955 | 12.136 |
| Papua Barat | 12.333 | 12.333 | 12.667 | 12.833 | 12.833 | 13.000 |
| Papua | 12.455 | 12.545 | 12.545 | 12.545 | 12.545 | 13.091 |
| Nasional | 8.675 | 8.703 | 8.838 | 8.928 | 9.000 | 9.152 |

Tabel 1.92: Lanjutan

| Provinsi | Juli | Agustus | September | Oktober | November | Desember | Rata-rata |
|--------------------------|--------------|----------------|------------------|----------------|-----------------|-----------------|------------------|
| (1) | (8) | (9) | (10) | (11) | (12) | (13) | (14) |
| Nanggroe Aceh Darussalam | 10.208 | 10.250 | 10.458 | 10.208 | 10.208 | 10.208 | 9.733 |
| Sumatera Utara | 9.324 | 9.500 | 9.559 | 9.676 | 9.676 | 9.794 | 9.174 |
| Sumatera Barat | 9.765 | 9.941 | 10.059 | 9.941 | 9.735 | 9.706 | 9.694 |
| Riau | 10.115 | 9.962 | 10.615 | 10.577 | 10.846 | 10.923 | 10.228 |
| Jambi | 9.200 | 9.700 | 9.950 | 9.950 | 9.950 | 9.750 | 9.454 |
| Sumatera Selatan | 9.107 | 9.179 | 9.536 | 9.536 | 9.393 | 9.393 | 9.113 |
| Bengkulu | 10.833 | 10.167 | 10.333 | 10.333 | 10.333 | 10.333 | 10.493 |
| Lampung | 7.900 | 8.000 | 8.000 | 8.000 | 8.100 | 8.000 | 7.883 |
| Bangka Belitung | 8.385 | 8.385 | 8.500 | 8.500 | 8.500 | 8.577 | 8.353 |
| Kepulauan Riau | 8.700 | 8.800 | 9.120 | 9.120 | 9.020 | 9.020 | 8.803 |
| Jawa Barat | 8.151 | 8.455 | 8.565 | 8.525 | 8.579 | 8.679 | 8.216 |
| Jawa Tengah | 7.695 | 7.794 | 7.907 | 7.810 | 7.812 | 7.805 | 7.613 |
| D. I. Yogyakarta | 7.773 | 7.807 | 7.773 | 7.740 | 7.740 | 7.673 | 7.707 |
| Jawa Timur | 7.212 | 7.441 | 7.629 | 7.585 | 7.531 | 7.574 | 7.297 |
| Banten | 8.385 | 8.654 | 8.654 | 8.577 | 8.500 | 8.423 | 8.252 |
| Bali | 7.924 | 7.747 | 7.865 | 8.100 | 8.082 | 8.112 | 7.755 |
| Nusa Tenggara Barat | 7.625 | 7.875 | 8.125 | 8.292 | 8.292 | 8.375 | 7.785 |
| Nusa Tenggara Timur | 8.857 | 8.893 | 8.893 | 9.679 | 9.250 | 9.250 | 8.698 |
| Kalimantan Barat | 8.842 | 8.921 | 9.079 | 9.132 | 9.132 | 9.211 | 8.779 |
| Kalimantan Tengah | 10.000 | 10.071 | 10.000 | 10.429 | 10.429 | 10.536 | 10.196 |
| Kalimantan Selatan | 8.000 | 8.000 | 8.059 | 8.147 | 8.147 | 8.265 | 7.931 |
| Kalimantan Timur | 10.636 | 10.636 | 10.818 | 10.909 | 10.909 | 10.909 | 10.568 |
| Sulawesi Utara | 8.700 | 9.050 | 9.050 | 9.050 | 8.950 | 8.950 | 8.750 |
| Sulawesi Tengah | 8.641 | 8.703 | 9.375 | 9.656 | 9.656 | 9.844 | 8.854 |
| Sulawesi Selatan | 7.045 | 7.273 | 7.364 | 7.545 | 7.591 | 7.682 | 7.000 |
| Sulawesi Tenggara | 8.493 | 8.493 | 8.586 | 8.864 | 8.904 | 9.128 | 8.184 |
| Gorontalo | 10.628 | 11.072 | 11.072 | 10.600 | 10.239 | 10.239 | 9.597 |
| Sulawesi Barat | 8.292 | 8.417 | 8.688 | 8.646 | 8.729 | 8.604 | 8.292 |
| Maluku | 11.273 | 11.455 | 11.455 | 11.545 | 11.545 | 11.545 | 11.053 |
| Maluku Utara | 12.136 | 12.500 | 12.591 | 12.682 | 12.682 | 12.682 | 12.167 |
| Papua Barat | 13.667 | 13.167 | 13.167 | 13.667 | 13.667 | 13.333 | 13.056 |
| Papua | 13.182 | 13.182 | 13.182 | 13.273 | 13.273 | 13.727 | 12.962 |
| Nasional | 9.272 | 9.359 | 9.501 | 9.572 | 9.544 | 9.570 | 9.176 |

Tabel 1.93
Harga Konsumen Perdesaan Kelompok Bahan Makanan, 2008
Kacang Kedele (Rp/Kg)

| Provinsi | Januari | Februari | Maret | April | Mei | Juni |
|--------------------------|--------------|--------------|--------------|--------------|--------------|--------------|
| (1) | (2) | (3) | (4) | (5) | (6) | (7) |
| Nanggroe Aceh Darussalam | 6.536 | 6.679 | 6.821 | 6.679 | 6.679 | 6.679 |
| Sumatera Utara | 7.188 | 7.188 | 7.125 | 6.938 | 7.000 | 7.313 |
| Sumatera Barat | 8.150 | 8.450 | 8.400 | 8.400 | 8.350 | 8.330 |
| Riau | 7.750 | 7.833 | 7.833 | 7.500 | 7.500 | 8.167 |
| Jambi | 7.157 | 7.043 | 7.043 | 7.329 | 7.329 | 7.329 |
| Sumatera Selatan | 7.955 | 7.955 | 7.955 | 7.955 | 8.227 | 8.227 |
| Bengkulu | 5.571 | 6.214 | 7.214 | 6.786 | 6.786 | 6.857 |
| Lampung | 7.418 | 7.591 | 7.682 | 7.409 | 7.409 | 7.445 |
| Bangka Belitung | 7.056 | 7.111 | 7.111 | 7.111 | 7.111 | 7.167 |
| Kepulauan Riau | 6.250 | 6.250 | 6.463 | 6.463 | 6.500 | 6.500 |
| Jawa Barat | 7.623 | 7.758 | 7.707 | 7.891 | 7.929 | 7.967 |
| Jawa Tengah | 7.433 | 7.371 | 7.477 | 7.569 | 7.543 | 7.539 |
| D. I. Yogyakarta | 7.468 | 7.492 | 7.580 | 7.472 | 7.328 | 7.368 |
| Jawa Timur | 6.927 | 7.098 | 7.164 | 7.076 | 6.971 | 7.171 |
| Banten | 7.133 | 7.425 | 7.517 | 7.433 | 7.408 | 7.208 |
| Bali | 5.895 | 6.489 | 6.974 | 7.500 | 7.579 | 7.816 |
| Nusa Tenggara Barat | 7.400 | 7.543 | 7.800 | 7.750 | 7.714 | 7.421 |
| Nusa Tenggara Timur | 6.625 | 7.042 | 7.042 | 7.125 | 6.958 | 6.958 |
| Kalimantan Barat | 8.458 | 8.458 | 8.458 | 8.708 | 8.875 | 9.042 |
| Kalimantan Tengah | 8.125 | 8.250 | 8.313 | 8.313 | 8.313 | 8.375 |
| Kalimantan Selatan | 8.000 | 8.000 | 8.000 | 8.083 | 8.083 | 8.167 |
| Kalimantan Timur | 8.375 | 8.667 | 8.992 | 9.075 | 9.042 | 9.292 |
| Sulawesi Utara | 5.250 | 5.500 | 6.500 | 6.750 | 6.750 | 6.750 |
| Sulawesi Tengah | 6.625 | 6.688 | 6.688 | 6.688 | 6.875 | 7.000 |
| Sulawesi Selatan | 6.600 | 6.500 | 6.300 | 6.300 | 6.300 | 6.300 |
| Sulawesi Tenggara | 7.033 | 7.200 | 7.450 | 7.450 | 7.533 | 7.450 |
| Gorontalo | 8.500 | 8.500 | 8.500 | 8.500 | 8.500 | 8.500 |
| Sulawesi Barat | 8.125 | 8.188 | 8.188 | 8.063 | 8.000 | 8.063 |
| Maluku | 9.000 | 9.000 | 13.000 | 9.333 | 9.000 | 9.333 |
| Maluku Utara | 9.000 | 9.000 | 9.000 | 9.000 | 8.875 | 8.875 |
| Papua Barat | 9.200 | 9.200 | 9.200 | 9.200 | 9.200 | 9.200 |
| Papua | 8.071 | 8.500 | 8.500 | 8.429 | 8.500 | 8.571 |
| Nasional | 7.434 | 7.568 | 7.812 | 7.696 | 7.693 | 7.762 |

Tabel 1.93: Lanjutan

| Provinsi | Juli | Agustus | September | Oktober | November | Desember | Rata-rata |
|--------------------------|--------------|----------------|------------------|----------------|-----------------|-----------------|------------------|
| (1) | (8) | (9) | (10) | (11) | (12) | (13) | (14) |
| Nanggroe Aceh Darussalam | 6.607 | 6.500 | 6.536 | 6.429 | 6.429 | 6.286 | 6.571 |
| Sumatera Utara | 7.438 | 7.688 | 8.188 | 8.188 | 8.063 | 8.063 | 7.531 |
| Sumatera Barat | 8.330 | 8.350 | 8.350 | 8.150 | 8.300 | 8.250 | 8.318 |
| Riau | 8.167 | 8.167 | 8.167 | 8.167 | 8.333 | 8.333 | 7.993 |
| Jambi | 7.514 | 7.657 | 7.657 | 7.657 | 7.657 | 7.657 | 7.419 |
| Sumatera Selatan | 8.227 | 8.227 | 8.227 | 8.227 | 8.136 | 8.136 | 8.121 |
| Bengkulu | 6.857 | 6.929 | 7.000 | 7.000 | 7.429 | 7.429 | 6.839 |
| Lampung | 7.445 | 7.400 | 7.445 | 7.491 | 7.945 | 7.991 | 7.556 |
| Bangka Belitung | 7.556 | 7.556 | 7.722 | 7.722 | 7.722 | 7.722 | 7.389 |
| Kepulauan Riau | 6.500 | 6.500 | 6.625 | 6.625 | 6.625 | 6.625 | 6.494 |
| Jawa Barat | 7.982 | 8.051 | 8.025 | 7.991 | 8.027 | 8.227 | 7.932 |
| Jawa Tengah | 7.519 | 7.495 | 7.531 | 7.473 | 7.372 | 7.333 | 7.471 |
| D. I. Yogyakarta | 7.428 | 7.624 | 7.624 | 7.596 | 7.480 | 7.242 | 7.475 |
| Jawa Timur | 7.240 | 7.248 | 7.236 | 7.063 | 6.908 | 6.870 | 7.081 |
| Banten | 7.225 | 7.333 | 7.375 | 7.375 | 7.375 | 7.583 | 7.366 |
| Bali | 7.800 | 7.668 | 7.658 | 7.553 | 7.289 | 7.316 | 7.295 |
| Nusa Tenggara Barat | 7.493 | 7.779 | 7.836 | 7.336 | 7.350 | 7.457 | 7.573 |
| Nusa Tenggara Timur | 7.208 | 7.958 | 8.708 | 9.208 | 8.375 | 8.208 | 7.618 |
| Kalimantan Barat | 9.042 | 9.167 | 9.208 | 9.208 | 9.417 | 9.500 | 8.962 |
| Kalimantan Tengah | 8.375 | 8.125 | 8.125 | 8.500 | 8.500 | 8.500 | 8.318 |
| Kalimantan Selatan | 8.167 | 8.167 | 8.167 | 8.250 | 8.250 | 8.250 | 8.132 |
| Kalimantan Timur | 9.292 | 9.375 | 9.542 | 9.542 | 9.542 | 9.708 | 9.203 |
| Sulawesi Utara | 6.750 | 6.750 | 6.750 | 6.750 | 6.750 | 6.750 | 6.500 |
| Sulawesi Tengah | 7.000 | 7.000 | 7.063 | 7.188 | 7.188 | 7.188 | 6.932 |
| Sulawesi Selatan | 6.300 | 6.500 | 6.500 | 6.500 | 6.500 | 6.500 | 6.425 |
| Sulawesi Tenggara | 7.450 | 7.450 | 7.450 | 7.450 | 7.450 | 7.533 | 7.408 |
| Gorontalo | 8.500 | 8.500 | 8.500 | 8.500 | 8.500 | 8.500 | 8.500 |
| Sulawesi Barat | 8.063 | 8.063 | 8.125 | 8.125 | 8.125 | 8.125 | 8.104 |
| Maluku | 9.333 | 9.333 | 9.667 | 9.667 | 9.667 | 9.667 | 9.667 |
| Maluku Utara | 8.875 | 8.875 | 8.875 | 8.875 | 8.875 | 8.875 | 8.917 |
| Papua Barat | 9.200 | 9.200 | 9.200 | 9.200 | 9.200 | 9.200 | 9.200 |
| Papua | 8.714 | 9.286 | 9.286 | 9.714 | 9.714 | 9.643 | 8.911 |
| Nasional | 7.800 | 7.872 | 7.949 | 7.960 | 7.953 | 7.958 | 7.788 |

Tabel 1.94
Harga Konsumen Perdesaan Kelompok Bahan Makanan, 2008
Kacang Joglo/Tolo (Rp/Kg)

| Provinsi | Januari | Februari | Maret | April | Mei | Juni |
|--------------------------|--------------|--------------|--------------|--------------|--------------|--------------|
| (1) | (2) | (3) | (4) | (5) | (6) | (7) |
| Nanggroe Aceh Darussalam | - | - | - | - | - | - |
| Sumatera Utara | 6.000 | 6.250 | 6.250 | 6.250 | 6.250 | 6.250 |
| Sumatera Barat | 9.000 | 9.000 | 9.000 | 9.000 | 7.500 | 7.500 |
| Riau | 7.000 | 7.000 | 7.000 | 7.500 | 7.500 | 7.500 |
| Jambi | - | - | - | - | - | - |
| Sumatera Selatan | 5.500 | 5.500 | 6.000 | 6.000 | 6.000 | 6.000 |
| Bengkulu | 8.700 | 8.700 | 8.700 | 8.000 | 8.700 | 8.700 |
| Lampung | 6.500 | 6.500 | 6.500 | 6.500 | 6.500 | 6.500 |
| Bangka Belitung | 8.000 | 8.000 | 8.000 | 8.000 | 8.000 | 10.000 |
| Kepulauan Riau | - | - | - | - | - | - |
| Jawa Barat | 7.208 | 7.292 | 8.208 | 7.750 | 7.917 | 7.667 |
| Jawa Tengah | 6.094 | 6.039 | 6.088 | 6.339 | 6.537 | 6.410 |
| D. I. Yogyakarta | 5.592 | 5.554 | 5.669 | 6.131 | 6.015 | 5.900 |
| Jawa Timur | 6.190 | 6.288 | 6.556 | 6.922 | 7.056 | 6.793 |
| Banten | 3.000 | 4.000 | 4.500 | 4.000 | 4.000 | 3.500 |
| Bali | 4.667 | 4.667 | 5.167 | 5.333 | 5.167 | 5.167 |
| Nusa Tenggara Barat | - | - | - | - | - | - |
| Nusa Tenggara Timur | 6.313 | 6.313 | 6.313 | 6.313 | 6.313 | 6.438 |
| Kalimantan Barat | - | - | - | - | - | - |
| Kalimantan Tengah | 9.500 | 9.500 | 9.250 | 9.250 | 9.250 | 9.500 |
| Kalimantan Selatan | 7.000 | 7.000 | 7.000 | 7.000 | 7.000 | 7.250 |
| Kalimantan Timur | 7.500 | 7.500 | 7.500 | 7.500 | 7.500 | 7.750 |
| Sulawesi Utara | - | - | - | - | - | - |
| Sulawesi Tengah | 7.500 | 7.500 | 8.000 | 8.000 | 8.000 | 8.000 |
| Sulawesi Selatan | 7.250 | 8.250 | 8.000 | 8.000 | 11.500 | 11.500 |
| Sulawesi Tenggara | 5.733 | 5.733 | 5.733 | 5.733 | 5.733 | 5.733 |
| Gorontalo | - | - | - | - | - | - |
| Sulawesi Barat | 9.000 | 9.200 | 9.000 | 9.000 | 9.500 | 9.500 |
| Maluku | 16.000 | 16.000 | 16.000 | 16.000 | 16.000 | 14.000 |
| Maluku Utara | - | - | - | - | - | - |
| Papua Barat | 14.000 | 14.000 | 15.000 | 15.000 | 15.000 | 15.000 |
| Papua | 14.000 | 16.000 | 16.000 | 16.000 | 16.000 | 16.000 |
| Nasional | 7.802 | 7.991 | 8.143 | 8.147 | 8.289 | 8.273 |

Tabel 1.94: Lanjutan

| Provinsi | Juli | Agustus | September | Oktober | November | Desember | Rata-rata |
|--------------------------|--------------|----------------|------------------|----------------|-----------------|-----------------|------------------|
| (1) | (8) | (9) | (10) | (11) | (12) | (13) | (14) |
| Nanggroe Aceh Darussalam | - | - | - | - | - | - | - |
| Sumatera Utara | 6.375 | 6.375 | 6.375 | 6.375 | 6.375 | 6.375 | 6.292 |
| Sumatera Barat | 7.500 | 10.000 | 10.000 | 10.000 | 10.000 | 10.000 | 9.042 |
| Riau | 7.500 | 7.500 | 7.500 | 7.500 | 7.500 | 7.500 | 7.375 |
| Jambi | - | - | - | - | - | - | - |
| Sumatera Selatan | 6.500 | 6.500 | 6.500 | 6.500 | 6.500 | 6.500 | 6.167 |
| Bengkulu | 8.700 | 8.700 | 8.700 | 8.700 | 8.700 | 8.700 | 8.642 |
| Lampung | 6.500 | 6.625 | 6.750 | 6.750 | 6.750 | 6.500 | 6.573 |
| Bangka Belitung | 10.000 | 10.000 | 10.000 | 10.000 | 10.000 | 10.000 | 9.167 |
| Kepulauan Riau | - | - | - | - | - | - | - |
| Jawa Barat | 8.000 | 8.167 | 8.167 | 8.167 | 8.167 | 8.083 | 7.899 |
| Jawa Tengah | 6.396 | 6.372 | 6.377 | 6.372 | 6.213 | 6.262 | 6.292 |
| D. I. Yogyakarta | 5.746 | 5.977 | 5.977 | 5.669 | 5.523 | 5.515 | 5.772 |
| Jawa Timur | 6.873 | 6.922 | 6.885 | 6.915 | 6.835 | 6.835 | 6.756 |
| Banten | 4.000 | 4.500 | 4.500 | 4.500 | 4.500 | 4.500 | 4.125 |
| Bali | 5.167 | 5.167 | 5.167 | 4.833 | 4.833 | 4.833 | 5.014 |
| Nusa Tenggara Barat | - | - | - | - | - | - | - |
| Nusa Tenggara Timur | 6.438 | 6.438 | 6.438 | 6.250 | 6.250 | 6.250 | 6.339 |
| Kalimantan Barat | - | - | - | - | - | - | - |
| Kalimantan Tengah | 9.500 | 9.500 | 9.500 | 9.500 | 9.500 | 9.500 | 9.438 |
| Kalimantan Selatan | 7.250 | 7.250 | 7.250 | 7.250 | 7.250 | 7.250 | 7.146 |
| Kalimantan Timur | 7.750 | 7.500 | 7.500 | 7.500 | 7.500 | 7.500 | 7.542 |
| Sulawesi Utara | - | - | - | - | - | - | - |
| Sulawesi Tengah | 8.000 | 8.000 | 8.000 | 8.000 | 8.000 | 8.000 | 7.917 |
| Sulawesi Selatan | 11.500 | 11.500 | 11.500 | 11.500 | 11.500 | 11.500 | 10.292 |
| Sulawesi Tenggara | 5.733 | 5.733 | 5.733 | 5.733 | 5.733 | 5.733 | 5.733 |
| Gorontalo | - | - | - | - | - | - | - |
| Sulawesi Barat | 9.500 | 9.500 | 9.500 | 9.500 | 9.500 | 9.000 | 9.308 |
| Maluku | 14.000 | 14.000 | 14.000 | 14.000 | 14.000 | 14.000 | 14.833 |
| Maluku Utara | - | - | - | - | - | - | - |
| Papua Barat | 15.000 | 15.000 | 15.000 | 15.000 | 15.000 | 15.000 | 14.833 |
| Papua | 17.000 | 17.000 | 17.000 | 17.000 | 17.000 | 17.000 | 16.333 |
| Nasional | 8.372 | 8.509 | 8.513 | 8.480 | 8.464 | 8.431 | 8.284 |

Tabel 1.95
Harga Konsumen Perdesaan Kelompok Bahan Makanan, 2008
Kacang Merah (Rp/Kg)

| Provinsi | Januari | Februari | Maret | April | Mei | Juni |
|--------------------------|--------------|--------------|--------------|--------------|---------------|---------------|
| (1) | (2) | (3) | (4) | (5) | (6) | (7) |
| Nanggroe Aceh Darussalam | 7.167 | 7.167 | 7.278 | 7.278 | 7.278 | 7.944 |
| Sumatera Utara | 6.333 | 6.333 | 6.333 | 6.500 | 7.000 | 7.667 |
| Sumatera Barat | 8.000 | 8.000 | 8.000 | 12.000 | 12.000 | 12.000 |
| Riau | 10.000 | 10.000 | 10.000 | 10.000 | 10.000 | 11.500 |
| Jambi | 6.500 | 6.750 | 6.750 | 6.625 | 6.875 | 7.000 |
| Sumatera Selatan | 6.929 | 6.857 | 6.857 | 6.929 | 6.929 | 7.357 |
| Bengkulu | 12.200 | 12.200 | 12.300 | 12.300 | 12.300 | 12.500 |
| Lampung | 7.167 | 7.167 | 6.500 | 6.500 | 6.500 | 6.500 |
| Bangka Belitung | 9.688 | 9.688 | 9.688 | 9.688 | 9.688 | 9.875 |
| Kepulauan Riau | 13.500 | 13.500 | 13.500 | 13.500 | 13.500 | 14.000 |
| Jawa Barat | 7.114 | 7.150 | 7.650 | 7.775 | 7.389 | 7.293 |
| Jawa Tengah | 6.533 | 6.667 | 6.733 | 6.733 | 7.233 | 7.100 |
| D. I. Yogyakarta | 7.740 | 7.740 | 7.740 | 7.040 | 7.040 | 7.040 |
| Jawa Timur | 9.361 | 9.361 | 9.800 | 9.689 | 9.800 | 9.911 |
| Banten | 7.250 | 7.250 | 7.250 | 7.250 | 7.250 | 7.250 |
| Bali | 8.483 | 8.683 | 8.983 | 9.183 | 9.217 | 9.283 |
| Nusa Tenggara Barat | 7.800 | 8.000 | 7.400 | 7.400 | 7.400 | 7.800 |
| Nusa Tenggara Timur | 7.600 | 7.300 | 7.300 | 7.300 | 7.300 | 7.300 |
| Kalimantan Barat | 12.667 | 12.667 | 12.667 | 13.333 | 13.333 | 13.333 |
| Kalimantan Tengah | 12.000 | 12.000 | 12.000 | 12.719 | 12.719 | 12.719 |
| Kalimantan Selatan | 8.300 | 8.300 | 8.300 | 9.007 | 9.007 | 9.007 |
| Kalimantan Timur | 13.000 | 13.000 | 14.000 | 14.000 | 14.000 | 14.667 |
| Sulawesi Utara | 10.000 | 10.600 | 10.950 | 12.100 | 13.200 | 13.250 |
| Sulawesi Tengah | 8.889 | 8.556 | 8.500 | 8.722 | 8.944 | 9.233 |
| Sulawesi Selatan | 8.653 | 8.486 | 8.542 | 8.542 | 8.597 | 10.042 |
| Sulawesi Tenggara | 8.250 | 8.556 | 8.806 | 8.856 | 8.856 | 8.981 |
| Gorontalo | 11.963 | 11.963 | 11.963 | 11.963 | 11.963 | 11.963 |
| Sulawesi Barat | 9.167 | 9.500 | 9.500 | 9.167 | 9.000 | 9.333 |
| Maluku | 11.250 | 11.250 | 11.250 | 10.750 | 10.750 | 10.750 |
| Maluku Utara | 15.800 | 15.800 | 15.800 | 15.800 | 15.800 | 18.000 |
| Papua Barat | 19.000 | 19.000 | 19.000 | 15.667 | 18.000 | 18.333 |
| Papua | 15.500 | 15.000 | 15.833 | 15.000 | 15.833 | 16.167 |
| Nasional | 9.806 | 9.828 | 9.912 | 9.979 | 10.147 | 10.472 |

Tabel 1.95: Lanjutan

| Provinsi | Juli | Agustus | September | Oktober | November | Desember | Rata-rata |
|--------------------------|---------------|----------------|------------------|----------------|-----------------|-----------------|------------------|
| (1) | (8) | (9) | (10) | (11) | (12) | (13) | (14) |
| Nanggroe Aceh Darussalam | 7.944 | 8.000 | 8.000 | 7.944 | 7.944 | 7.944 | 7.657 |
| Sumatera Utara | 7.667 | 8.333 | 8.333 | 8.333 | 8.333 | 8.333 | 7.458 |
| Sumatera Barat | 12.000 | 12.000 | 12.000 | 12.000 | 12.000 | 12.000 | 11.000 |
| Riau | 13.500 | 13.500 | 13.500 | 13.500 | 13.500 | 13.500 | 11.875 |
| Jambi | 6.875 | 6.875 | 6.750 | 6.750 | 6.750 | 6.750 | 6.771 |
| Sumatera Selatan | 7.500 | 7.643 | 7.643 | 7.643 | 7.643 | 7.643 | 7.298 |
| Bengkulu | 12.500 | 12.700 | 12.800 | 12.800 | 11.800 | 11.800 | 12.350 |
| Lampung | 6.500 | 6.583 | 6.833 | 6.917 | 7.167 | 7.167 | 6.792 |
| Bangka Belitung | 10.063 | 10.063 | 10.813 | 10.813 | 10.813 | 10.813 | 10.141 |
| Kepulauan Riau | 14.000 | 14.000 | 14.000 | 14.000 | 14.000 | 14.000 | 13.792 |
| Jawa Barat | 7.561 | 7.475 | 7.618 | 7.404 | 7.296 | 7.404 | 7.427 |
| Jawa Tengah | 7.267 | 7.333 | 7.267 | 7.200 | 7.200 | 7.200 | 7.039 |
| D. I. Yogyakarta | 7.040 | 7.200 | 7.200 | 7.200 | 7.200 | 7.200 | 7.282 |
| Jawa Timur | 9.967 | 10.022 | 10.189 | 10.189 | 10.133 | 10.078 | 9.875 |
| Banten | 7.250 | 7.500 | 7.500 | 7.750 | 8.000 | 8.000 | 7.458 |
| Bali | 9.317 | 9.317 | 9.050 | 9.050 | 9.050 | 9.017 | 9.053 |
| Nusa Tenggara Barat | 7.600 | 7.400 | 7.400 | 7.400 | 7.400 | 7.400 | 7.533 |
| Nusa Tenggara Timur | 7.300 | 7.400 | 7.400 | 7.400 | 7.400 | 7.400 | 7.367 |
| Kalimantan Barat | 13.333 | 13.333 | 13.667 | 13.667 | 13.833 | 13.833 | 13.306 |
| Kalimantan Tengah | 12.719 | 12.719 | 13.079 | 13.079 | 13.195 | 13.195 | 12.679 |
| Kalimantan Selatan | 9.007 | 9.007 | 9.211 | 9.211 | 9.276 | 9.276 | 8.909 |
| Kalimantan Timur | 14.667 | 14.667 | 14.667 | 14.667 | 14.667 | 14.667 | 14.222 |
| Sulawesi Utara | 13.450 | 13.000 | 13.000 | 13.000 | 12.850 | 12.850 | 12.354 |
| Sulawesi Tengah | 10.122 | 10.178 | 9.678 | 9.400 | 9.511 | 9.622 | 9.280 |
| Sulawesi Selatan | 10.042 | 10.153 | 10.264 | 9.819 | 9.708 | 9.708 | 9.380 |
| Sulawesi Tenggara | 8.981 | 8.981 | 8.981 | 8.981 | 8.981 | 8.981 | 8.849 |
| Gorontalo | 11.963 | 11.963 | 11.963 | 11.667 | 11.833 | 11.833 | 11.916 |
| Sulawesi Barat | 9.333 | 9.333 | 9.417 | 9.417 | 9.417 | 9.417 | 9.333 |
| Maluku | 10.750 | 10.750 | 10.750 | 10.750 | 10.750 | 10.750 | 10.875 |
| Maluku Utara | 18.000 | 18.600 | 19.000 | 19.000 | 19.000 | 19.000 | 17.467 |
| Papua Barat | 19.000 | 19.000 | 19.000 | 24.000 | 24.000 | 24.000 | 19.833 |
| Papua | 16.333 | 16.333 | 16.333 | 16.333 | 16.667 | 17.167 | 16.042 |
| Nasional | 10.611 | 10.668 | 10.728 | 10.853 | 10.854 | 10.873 | 10.394 |

Tabel 1.96
Harga Konsumen Perdesaan Kelompok Bahan Makanan, 2008
Tempe Kedele (Rp/Kg)

| Provinsi | Januari | Februari | Maret | April | Mei | Juni |
|--------------------------|--------------|--------------|--------------|--------------|--------------|--------------|
| (1) | (2) | (3) | (4) | (5) | (6) | (7) |
| Nanggroe Aceh Darussalam | 7.188 | 8.063 | 8.313 | 8.313 | 8.438 | 9.188 |
| Sumatera Utara | 6.679 | 6.786 | 6.821 | 7.071 | 7.000 | 6.964 |
| Sumatera Barat | 7.500 | 8.550 | 8.550 | 9.200 | 9.200 | 9.250 |
| Riau | 7.500 | 7.500 | 7.500 | 7.500 | 7.600 | 7.600 |
| Jambi | 7.150 | 7.080 | 7.080 | 7.230 | 7.230 | 7.400 |
| Sumatera Selatan | 5.545 | 6.091 | 6.409 | 6.273 | 6.273 | 6.455 |
| Bengkulu | 5.550 | 6.000 | 6.100 | 6.300 | 6.400 | 6.500 |
| Lampung | 6.711 | 6.767 | 6.767 | 6.989 | 7.411 | 7.411 |
| Bangka Belitung | 8.800 | 8.800 | 8.800 | 8.800 | 9.150 | 9.750 |
| Kepulauan Riau | 12.833 | 12.833 | 12.833 | 12.833 | 12.833 | 13.000 |
| Jawa Barat | 5.735 | 5.816 | 5.991 | 6.305 | 6.456 | 6.493 |
| Jawa Tengah | 5.983 | 5.989 | 6.041 | 6.107 | 6.166 | 6.203 |
| D. I. Yogyakarta | 6.408 | 6.423 | 6.385 | 6.577 | 6.577 | 6.654 |
| Jawa Timur | 5.761 | 6.141 | 6.297 | 6.351 | 6.299 | 6.420 |
| Banten | 6.269 | 6.846 | 6.808 | 6.846 | 6.846 | 6.846 |
| Bali | 5.500 | 5.833 | 5.967 | 6.300 | 6.233 | 6.467 |
| Nusa Tenggara Barat | 7.622 | 7.733 | 7.733 | 7.622 | 7.622 | 7.844 |
| Nusa Tenggara Timur | 7.500 | 7.750 | 7.750 | 8.438 | 8.438 | 8.438 |
| Kalimantan Barat | 8.455 | 8.727 | 8.818 | 8.909 | 8.909 | 9.091 |
| Kalimantan Tengah | 7.870 | 8.120 | 8.450 | 8.250 | 8.250 | 8.500 |
| Kalimantan Selatan | 8.056 | 7.889 | 8.556 | 8.611 | 8.611 | 8.711 |
| Kalimantan Timur | 7.813 | 7.938 | 8.625 | 9.188 | 9.188 | 9.563 |
| Sulawesi Utara | 6.333 | 6.833 | 7.000 | 7.000 | 7.083 | 7.083 |
| Sulawesi Tengah | 8.750 | 9.000 | 9.500 | 9.083 | 9.083 | 8.917 |
| Sulawesi Selatan | 6.136 | 6.182 | 6.182 | 6.182 | 6.182 | 6.182 |
| Sulawesi Tenggara | 7.043 | 7.900 | 7.596 | 7.632 | 7.739 | 7.954 |
| Gorontalo | 6.338 | 6.338 | 8.000 | 8.000 | 8.000 | 8.000 |
| Sulawesi Barat | 6.688 | 6.813 | 6.813 | 7.125 | 7.125 | 7.563 |
| Maluku | 9.750 | 9.750 | 9.750 | 11.250 | 11.750 | 11.750 |
| Maluku Utara | 9.563 | 9.938 | 9.938 | 9.938 | 9.938 | 10.563 |
| Papua Barat | 8.200 | 8.200 | 8.600 | 8.600 | 10.200 | 10.200 |
| Papua | 9.438 | 9.938 | 9.938 | 9.938 | 9.938 | 9.938 |
| Nasional | 7.396 | 7.643 | 7.810 | 7.961 | 8.068 | 8.215 |

Tabel 1.96: Lanjutan

| Provinsi | Juli | Agustus | September | Oktober | November | Desember | Rata-rata |
|--------------------------|--------------|--------------|--------------|--------------|--------------|--------------|--------------|
| (1) | (8) | (9) | (10) | (11) | (12) | (13) | (14) |
| Nanggroe Aceh Darussalam | 9.125 | 8.875 | 8.875 | 9.063 | 9.375 | 9.375 | 8.682 |
| Sumatera Utara | 7.429 | 7.571 | 7.643 | 7.571 | 7.571 | 7.571 | 7.223 |
| Sumatera Barat | 9.600 | 9.700 | 9.750 | 9.400 | 9.650 | 9.650 | 9.167 |
| Riau | 8.000 | 8.000 | 8.200 | 8.200 | 8.600 | 8.600 | 7.900 |
| Jambi | 7.950 | 7.950 | 7.950 | 7.950 | 7.950 | 7.950 | 7.573 |
| Sumatera Selatan | 6.727 | 6.909 | 6.909 | 6.909 | 6.818 | 6.818 | 6.511 |
| Bengkulu | 6.500 | 6.500 | 6.500 | 6.500 | 6.700 | 6.700 | 6.354 |
| Lampung | 7.411 | 7.411 | 7.411 | 7.411 | 7.856 | 8.078 | 7.303 |
| Bangka Belitung | 9.800 | 9.800 | 9.300 | 9.300 | 9.300 | 9.300 | 9.242 |
| Kepulauan Riau | 13.000 | 13.000 | 13.000 | 13.000 | 13.000 | 13.000 | 12.931 |
| Jawa Barat | 6.684 | 6.658 | 6.663 | 6.663 | 6.756 | 6.744 | 6.414 |
| Jawa Tengah | 6.221 | 6.286 | 6.356 | 6.307 | 6.337 | 6.401 | 6.200 |
| D. I. Yogyakarta | 6.769 | 6.615 | 6.500 | 6.462 | 6.446 | 6.600 | 6.535 |
| Jawa Timur | 6.482 | 6.510 | 6.519 | 6.592 | 6.663 | 6.638 | 6.389 |
| Banten | 7.000 | 7.077 | 7.077 | 7.115 | 7.346 | 7.346 | 6.952 |
| Bali | 6.533 | 6.500 | 6.400 | 6.433 | 6.433 | 6.667 | 6.272 |
| Nusa Tenggara Barat | 7.844 | 7.900 | 7.900 | 7.900 | 7.900 | 7.900 | 7.794 |
| Nusa Tenggara Timur | 9.063 | 9.250 | 9.375 | 9.375 | 9.375 | 9.375 | 8.677 |
| Kalimantan Barat | 9.273 | 9.273 | 9.273 | 9.273 | 9.273 | 9.273 | 9.045 |
| Kalimantan Tengah | 8.500 | 8.500 | 8.000 | 8.300 | 8.450 | 8.450 | 8.303 |
| Kalimantan Selatan | 8.711 | 8.711 | 8.528 | 8.528 | 8.528 | 8.528 | 8.497 |
| Kalimantan Timur | 9.563 | 9.563 | 9.625 | 9.625 | 9.625 | 9.625 | 9.161 |
| Sulawesi Utara | 7.083 | 7.083 | 7.083 | 7.417 | 7.417 | 7.417 | 7.069 |
| Sulawesi Tengah | 9.125 | 9.625 | 9.625 | 9.625 | 9.542 | 9.208 | 9.257 |
| Sulawesi Selatan | 6.182 | 6.182 | 6.182 | 6.182 | 6.318 | 6.500 | 6.216 |
| Sulawesi Tenggara | 8.025 | 8.025 | 8.025 | 8.025 | 8.025 | 8.025 | 7.835 |
| Gorontalo | 9.250 | 9.250 | 9.250 | 9.250 | 9.250 | 9.250 | 8.348 |
| Sulawesi Barat | 7.563 | 7.563 | 7.563 | 7.563 | 7.563 | 7.563 | 7.292 |
| Maluku | 12.125 | 12.125 | 12.125 | 12.125 | 12.125 | 12.125 | 11.396 |
| Maluku Utara | 10.563 | 10.563 | 10.563 | 10.563 | 10.563 | 10.563 | 10.271 |
| Papua Barat | 10.400 | 10.400 | 10.400 | 10.400 | 10.400 | 10.400 | 9.700 |
| Papua | 9.938 | 9.938 | 9.938 | 9.938 | 10.063 | 10.063 | 9.917 |
| Nasional | 8.389 | 8.416 | 8.391 | 8.405 | 8.476 | 8.491 | 8.138 |

Tabel 1.97
Harga Konsumen Perdesaan Kelompok Bahan Makanan, 2008
Tahu Mentah (Rp/Kg)

| Provinsi | Januari | Februari | Maret | April | Mei | Juni |
|--------------------------|--------------|--------------|--------------|--------------|--------------|--------------|
| (1) | (2) | (3) | (4) | (5) | (6) | (7) |
| Nanggroe Aceh Darussalam | 6.100 | 6.100 | 6.700 | 6.800 | 7.000 | 7.200 |
| Sumatera Utara | 4.807 | 4.880 | 4.880 | 4.880 | 4.913 | 5.247 |
| Sumatera Barat | 5.333 | 5.611 | 5.611 | 5.833 | 6.167 | 6.222 |
| Riau | 6.227 | 6.227 | 6.227 | 6.227 | 6.409 | 6.591 |
| Jambi | 5.591 | 5.527 | 5.800 | 5.800 | 5.800 | 5.955 |
| Sumatera Selatan | 7.017 | 7.017 | 7.033 | 7.033 | 7.033 | 7.033 |
| Bengkulu | 5.000 | 5.250 | 5.000 | 5.000 | 5.000 | 5.250 |
| Lampung | 5.893 | 5.893 | 5.893 | 6.160 | 6.773 | 6.773 |
| Bangka Belitung | 7.318 | 7.318 | 7.318 | 7.318 | 7.682 | 8.545 |
| Kepulauan Riau | 7.714 | 7.714 | 7.714 | 8.429 | 8.429 | 9.429 |
| Jawa Barat | 6.090 | 6.130 | 6.220 | 6.296 | 6.350 | 6.478 |
| Jawa Tengah | 5.859 | 5.958 | 5.941 | 6.013 | 6.095 | 6.047 |
| D. I. Yogyakarta | 5.158 | 5.211 | 5.289 | 5.526 | 5.553 | 5.605 |
| Jawa Timur | 4.399 | 4.468 | 4.588 | 4.616 | 4.625 | 4.675 |
| Banten | 6.320 | 6.387 | 6.387 | 6.387 | 6.453 | 6.453 |
| Bali | 5.450 | 5.450 | 5.638 | 5.825 | 5.856 | 6.156 |
| Nusa Tenggara Barat | 6.763 | 6.888 | 6.888 | 6.888 | 6.888 | 6.888 |
| Nusa Tenggara Timur | 6.357 | 6.357 | 6.357 | 6.357 | 7.429 | 7.429 |
| Kalimantan Barat | 9.350 | 9.450 | 9.450 | 9.450 | 9.450 | 9.650 |
| Kalimantan Tengah | 5.864 | 5.909 | 5.909 | 5.636 | 5.636 | 5.864 |
| Kalimantan Selatan | 6.946 | 7.323 | 8.262 | 8.415 | 8.262 | 8.262 |
| Kalimantan Timur | 8.210 | 8.210 | 8.210 | 8.310 | 8.310 | 8.450 |
| Sulawesi Utara | 3.838 | 3.963 | 4.213 | 4.213 | 4.313 | 4.313 |
| Sulawesi Tengah | 6.214 | 6.393 | 6.464 | 6.250 | 6.393 | 6.321 |
| Sulawesi Selatan | 5.636 | 5.545 | 5.500 | 5.773 | 5.864 | 5.864 |
| Sulawesi Tenggara | 6.896 | 6.962 | 6.896 | 6.896 | 6.785 | 6.896 |
| Gorontalo | 5.571 | 5.143 | 5.043 | 5.043 | 5.233 | 5.233 |
| Sulawesi Barat | 6.393 | 6.464 | 6.464 | 6.500 | 6.500 | 6.714 |
| Maluku | 9.989 | 9.989 | 9.989 | 10.478 | 10.711 | 11.111 |
| Maluku Utara | 10.833 | 11.167 | 11.167 | 11.167 | 11.167 | 12.000 |
| Papua Barat | 10.333 | 10.333 | 10.333 | 10.333 | 10.333 | 10.333 |
| Papua | 9.111 | 9.167 | 9.167 | 9.167 | 9.167 | 9.389 |
| Nasional | 6.643 | 6.700 | 6.767 | 6.844 | 6.956 | 7.137 |

Tabel 1.97: Lanjutan

| Provinsi | Juli | Agustus | September | Oktober | November | Desember | Rata-rata |
|--------------------------|--------------|----------------|------------------|----------------|-----------------|-----------------|------------------|
| (1) | (8) | (9) | (10) | (11) | (12) | (13) | (14) |
| Nanggroe Aceh Darussalam | 7.400 | 7.400 | 7.500 | 7.500 | 7.500 | 7.500 | 7.058 |
| Sumatera Utara | 5.813 | 5.847 | 5.980 | 5.947 | 6.013 | 6.013 | 5.435 |
| Sumatera Barat | 6.611 | 6.694 | 6.889 | 7.000 | 7.111 | 7.222 | 6.359 |
| Riau | 6.727 | 6.727 | 6.955 | 7.091 | 7.136 | 7.136 | 6.640 |
| Jambi | 6.182 | 6.182 | 6.182 | 6.182 | 6.182 | 6.182 | 5.964 |
| Sumatera Selatan | 7.033 | 7.350 | 7.392 | 7.392 | 7.392 | 7.392 | 7.176 |
| Bengkulu | 5.250 | 5.375 | 5.375 | 5.375 | 5.375 | 5.375 | 5.219 |
| Lampung | 6.773 | 6.773 | 6.773 | 6.773 | 6.607 | 6.940 | 6.502 |
| Bangka Belitung | 8.545 | 8.545 | 8.545 | 8.545 | 8.545 | 8.682 | 8.076 |
| Kepulauan Riau | 9.429 | 9.429 | 9.500 | 9.500 | 9.500 | 9.500 | 8.857 |
| Jawa Barat | 6.548 | 6.528 | 6.578 | 6.580 | 6.540 | 6.530 | 6.406 |
| Jawa Tengah | 6.107 | 5.999 | 6.161 | 6.137 | 6.044 | 6.115 | 6.040 |
| D. I. Yogyakarta | 5.737 | 5.711 | 5.763 | 5.763 | 5.763 | 5.684 | 5.564 |
| Jawa Timur | 4.670 | 4.687 | 4.706 | 4.746 | 4.785 | 4.794 | 4.647 |
| Banten | 6.753 | 6.820 | 6.820 | 6.820 | 6.820 | 6.820 | 6.603 |
| Bali | 6.406 | 6.281 | 6.094 | 6.156 | 5.906 | 6.000 | 5.935 |
| Nusa Tenggara Barat | 6.700 | 6.700 | 6.700 | 6.700 | 7.100 | 7.100 | 6.850 |
| Nusa Tenggara Timur | 7.714 | 7.714 | 7.857 | 7.857 | 8.000 | 8.000 | 7.286 |
| Kalimantan Barat | 9.850 | 9.850 | 9.850 | 9.850 | 9.900 | 9.900 | 9.667 |
| Kalimantan Tengah | 5.864 | 5.773 | 5.773 | 6.045 | 6.045 | 6.045 | 5.864 |
| Kalimantan Selatan | 8.262 | 8.454 | 8.531 | 8.915 | 8.915 | 8.915 | 8.288 |
| Kalimantan Timur | 8.550 | 8.550 | 8.550 | 8.550 | 8.550 | 8.550 | 8.417 |
| Sulawesi Utara | 4.350 | 4.350 | 4.350 | 4.350 | 4.350 | 4.350 | 4.246 |
| Sulawesi Tengah | 6.143 | 6.250 | 6.250 | 6.250 | 6.250 | 6.250 | 6.286 |
| Sulawesi Selatan | 5.864 | 6.027 | 6.027 | 6.027 | 6.209 | 6.318 | 5.888 |
| Sulawesi Tenggara | 6.896 | 6.896 | 6.951 | 7.174 | 7.174 | 7.174 | 6.966 |
| Gorontalo | 5.690 | 5.714 | 5.714 | 5.714 | 6.071 | 6.071 | 5.520 |
| Sulawesi Barat | 6.857 | 6.857 | 6.857 | 6.857 | 6.857 | 6.857 | 6.682 |
| Maluku | 11.500 | 10.989 | 11.411 | 11.411 | 10.778 | 10.778 | 10.761 |
| Maluku Utara | 12.000 | 12.000 | 12.000 | 12.000 | 12.000 | 12.000 | 11.625 |
| Papua Barat | 10.333 | 10.333 | 10.333 | 10.333 | 10.333 | 10.333 | 10.333 |
| Papua | 9.389 | 9.167 | 9.167 | 9.389 | 9.389 | 9.389 | 9.255 |
| Nasional | 7.248 | 7.249 | 7.298 | 7.342 | 7.348 | 7.372 | 7.075 |

Tabel 1.98
Harga Konsumen Perdesaan Kelompok Bahan Makanan, 2008
Oncom (Rp/Kg)

| Provinsi | Januari | Februari | Maret | April | Mei | Juni |
|--------------------------|--------------|--------------|--------------|--------------|--------------|--------------|
| (1) | (2) | (3) | (4) | (5) | (6) | (7) |
| Nanggroe Aceh Darussalam | - | - | - | - | - | - |
| Sumatera Utara | - | - | - | - | - | - |
| Sumatera Barat | 3.750 | 3.750 | 3.750 | 3.750 | 3.750 | 3.750 |
| Riau | 5.000 | 5.000 | 5.000 | 5.000 | 5.000 | 5.000 |
| Jambi | - | - | - | - | - | - |
| Sumatera Selatan | 4.000 | 4.000 | 4.000 | 4.000 | 4.000 | 4.000 |
| Bengkulu | 7.000 | 7.000 | 7.000 | 7.000 | 7.000 | 7.000 |
| Lampung | 3.225 | 3.225 | 3.225 | 3.392 | 3.558 | 3.558 |
| Bangka Belitung | - | - | - | - | - | - |
| Kepulauan Riau | - | - | - | - | - | - |
| Jawa Barat | 4.383 | 4.403 | 4.414 | 4.655 | 4.745 | 4.900 |
| Jawa Tengah | 4.767 | 4.767 | 5.025 | 5.033 | 5.033 | 5.033 |
| D. I. Yogyakarta | - | - | - | - | - | - |
| Jawa Timur | 3.750 | 3.750 | 3.750 | 3.750 | 3.875 | 3.875 |
| Banten | 4.000 | 4.167 | 4.167 | 4.417 | 4.417 | 4.333 |
| Bali | - | - | - | - | - | - |
| Nusa Tenggara Barat | - | - | - | - | - | - |
| Nusa Tenggara Timur | 4.500 | 5.000 | 5.000 | 5.000 | 5.000 | 5.000 |
| Kalimantan Barat | 4.000 | 4.000 | 4.000 | 4.000 | 4.000 | 4.000 |
| Kalimantan Tengah | - | - | - | - | - | - |
| Kalimantan Selatan | 6.000 | 6.000 | 6.000 | 6.000 | 6.000 | 6.000 |
| Kalimantan Timur | 6.000 | 6.000 | 6.000 | 6.000 | 6.000 | 7.250 |
| Sulawesi Utara | - | - | - | - | - | - |
| Sulawesi Tengah | - | - | - | - | - | - |
| Sulawesi Selatan | - | - | - | - | - | - |
| Sulawesi Tenggara | - | - | - | - | - | - |
| Gorontalo | - | - | - | - | - | - |
| Sulawesi Barat | - | - | - | - | - | - |
| Maluku | - | - | - | - | - | - |
| Maluku Utara | - | - | - | - | - | - |
| Papua Barat | - | - | - | - | - | - |
| Papua | - | - | - | - | - | - |
| Nasional | 4.644 | 4.697 | 4.718 | 4.769 | 4.798 | 4.900 |

Tabel 1.98: Lanjutan

| Provinsi | Juli | Agustus | September | Oktober | November | Desember | Rata-rata |
|--------------------------|--------------|----------------|------------------|----------------|-----------------|-----------------|------------------|
| (1) | (8) | (9) | (10) | (11) | (12) | (13) | (14) |
| Nanggroe Aceh Darussalam | - | - | - | - | - | - | - |
| Sumatera Utara | - | - | - | - | - | - | - |
| Sumatera Barat | 3.750 | 3.750 | 3.750 | 3.750 | 4.000 | 4.000 | 3.792 |
| Riau | 5.000 | 5.000 | 5.000 | 5.000 | 5.000 | 5.000 | 5.000 |
| Jambi | - | - | - | - | - | - | - |
| Sumatera Selatan | 4.200 | 4.200 | 4.200 | 4.200 | 4.200 | 4.200 | 4.100 |
| Bengkulu | 7.000 | 7.000 | 7.000 | 7.000 | 7.000 | 7.000 | 7.000 |
| Lampung | 3.558 | 3.558 | 3.558 | 3.558 | 3.558 | 3.558 | 3.461 |
| Bangka Belitung | - | - | - | - | - | - | - |
| Kepulauan Riau | - | - | - | - | - | - | - |
| Jawa Barat | 4.917 | 4.952 | 5.021 | 4.986 | 4.952 | 4.900 | 4.769 |
| Jawa Tengah | 5.033 | 5.033 | 5.033 | 5.033 | 5.033 | 5.033 | 4.988 |
| D. I. Yogyakarta | - | - | - | - | - | - | - |
| Jawa Timur | 3.875 | 4.000 | 4.000 | 4.000 | 3.500 | 3.500 | 3.802 |
| Banten | 4.350 | 4.767 | 4.683 | 4.600 | 4.792 | 4.875 | 4.464 |
| Bali | - | - | - | - | - | - | - |
| Nusa Tenggara Barat | - | - | - | - | - | - | - |
| Nusa Tenggara Timur | 5.000 | 5.000 | 5.000 | 5.000 | 5.000 | 5.000 | 4.958 |
| Kalimantan Barat | 4.000 | 4.000 | 4.000 | 4.000 | 4.000 | 4.000 | 4.000 |
| Kalimantan Tengah | - | - | - | - | - | - | - |
| Kalimantan Selatan | 6.000 | 6.000 | 6.000 | 6.000 | 6.000 | 6.000 | 6.000 |
| Kalimantan Timur | 7.250 | 7.000 | 7.000 | 7.000 | 7.000 | 7.250 | 6.646 |
| Sulawesi Utara | - | - | - | - | - | - | - |
| Sulawesi Tengah | - | - | - | - | - | - | - |
| Sulawesi Selatan | - | - | - | - | - | - | - |
| Sulawesi Tenggara | - | - | - | - | - | - | - |
| Gorontalo | - | - | - | - | - | - | - |
| Sulawesi Barat | - | - | - | - | - | - | - |
| Maluku | - | - | - | - | - | - | - |
| Maluku Utara | - | - | - | - | - | - | - |
| Papua Barat | - | - | - | - | - | - | - |
| Papua | - | - | - | - | - | - | - |
| Nasional | 4.918 | 4.943 | 4.942 | 4.933 | 4.926 | 4.947 | 4.845 |

Tabel 1.99
Harga Konsumen Perdesaan Kelompok Bahan Makanan, 2008
Tauco (Rp/Botol)

| Provinsi | Januari | Februari | Maret | April | Mei | Juni |
|--------------------------|--------------|--------------|--------------|--------------|--------------|--------------|
| (1) | (2) | (3) | (4) | (5) | (6) | (7) |
| Nanggroe Aceh Darussalam | 6.333 | 5.833 | 5.833 | 5.667 | 5.667 | 5.667 |
| Sumatera Utara | 5.443 | 5.514 | 5.664 | 5.679 | 5.750 | 5.857 |
| Sumatera Barat | 5.625 | 5.625 | 5.625 | 5.625 | 5.625 | 5.625 |
| Riau | 8.250 | 8.250 | 8.250 | 8.250 | 8.250 | 8.250 |
| Jambi | 5.875 | 5.875 | 5.875 | 5.875 | 5.875 | 5.875 |
| Sumatera Selatan | 8.833 | 8.833 | 8.833 | 8.833 | 8.833 | 8.833 |
| Bengkulu | 5.000 | 5.000 | 5.000 | 5.000 | 5.000 | 5.000 |
| Lampung | 7.000 | 7.000 | 7.000 | 7.000 | 7.250 | 7.250 |
| Bangka Belitung | 6.875 | 6.875 | 6.875 | 6.875 | 7.000 | 7.125 |
| Kepulauan Riau | 7.750 | 7.750 | 7.750 | 7.750 | 7.750 | 7.875 |
| Jawa Barat | 8.864 | 9.045 | 9.091 | 9.091 | 9.364 | 9.455 |
| Jawa Tengah | 9.000 | 9.333 | 9.667 | 9.667 | 9.667 | 9.667 |
| D. I. Yogyakarta | - | - | - | - | - | - |
| Jawa Timur | - | - | - | - | - | - |
| Banten | 4.750 | 5.000 | 5.000 | 5.000 | 5.000 | 5.000 |
| Bali | 5.250 | 5.375 | 5.375 | 5.500 | 5.500 | 5.500 |
| Nusa Tenggara Barat | - | - | - | - | - | - |
| Nusa Tenggara Timur | - | - | - | - | - | - |
| Kalimantan Barat | 4.750 | 4.750 | 4.750 | 4.750 | 4.750 | 4.750 |
| Kalimantan Tengah | - | - | - | - | - | - |
| Kalimantan Selatan | 5.000 | 5.000 | 5.000 | 5.000 | 5.000 | 5.000 |
| Kalimantan Timur | 12.500 | 12.500 | 12.500 | 12.500 | 12.500 | 12.500 |
| Sulawesi Utara | - | - | - | - | - | - |
| Sulawesi Tengah | - | - | - | - | - | - |
| Sulawesi Selatan | - | - | - | - | - | - |
| Sulawesi Tenggara | - | - | - | - | - | - |
| Gorontalo | - | - | - | - | - | - |
| Sulawesi Barat | - | - | - | - | - | - |
| Maluku | 10.000 | 10.000 | 10.000 | 10.000 | 10.000 | 10.000 |
| Maluku Utara | - | - | - | - | - | - |
| Papua Barat | - | - | - | - | - | - |
| Papua | 7.000 | 7.000 | 7.000 | 7.000 | 7.000 | 7.000 |
| Nasional | 7.058 | 7.082 | 7.110 | 7.108 | 7.146 | 7.170 |

Tabel 1.99: Lanjutan

| Provinsi | Juli | Agustus | September | Oktober | November | Desember | Rata-rata |
|--------------------------|--------------|----------------|------------------|----------------|-----------------|-----------------|------------------|
| (1) | (8) | (9) | (10) | (11) | (12) | (13) | (14) |
| Nanggroe Aceh Darussalam | 5.833 | 5.667 | 6.000 | 6.000 | 6.000 | 6.000 | 5.875 |
| Sumatera Utara | 6.036 | 6.071 | 6.157 | 6.157 | 6.193 | 6.193 | 5.893 |
| Sumatera Barat | 5.875 | 5.875 | 5.000 | 5.000 | 6.250 | 6.250 | 5.667 |
| Riau | 8.917 | 8.750 | 8.750 | 8.750 | 8.750 | 8.750 | 8.514 |
| Jambi | 5.250 | 5.250 | 5.250 | 5.250 | 5.250 | 5.250 | 5.563 |
| Sumatera Selatan | 8.833 | 8.833 | 8.833 | 8.833 | 8.833 | 8.833 | 8.833 |
| Bengkulu | 5.000 | 5.000 | 5.000 | 5.000 | 5.000 | 5.000 | 5.000 |
| Lampung | 7.250 | 7.250 | 7.250 | 7.200 | 7.200 | 7.200 | 7.154 |
| Bangka Belitung | 7.125 | 7.125 | 7.125 | 7.125 | 6.875 | 6.875 | 6.990 |
| Kepulauan Riau | 7.875 | 7.875 | 8.125 | 8.125 | 8.125 | 8.125 | 7.906 |
| Jawa Barat | 9.909 | 9.909 | 9.909 | 9.909 | 9.909 | 9.909 | 9.530 |
| Jawa Tengah | 9.667 | 9.667 | 9.667 | 9.667 | 9.667 | 9.833 | 9.597 |
| D. I. Yogyakarta | - | - | - | - | - | - | - |
| Jawa Timur | - | - | - | - | - | - | - |
| Banten | 5.050 | 5.300 | 5.300 | 5.300 | 5.300 | 5.300 | 5.108 |
| Bali | 5.500 | 5.500 | 5.500 | 5.500 | 5.500 | 5.500 | 5.458 |
| Nusa Tenggara Barat | - | - | - | - | - | - | - |
| Nusa Tenggara Timur | - | - | - | - | - | - | - |
| Kalimantan Barat | 5.250 | 5.250 | 5.250 | 5.250 | 5.250 | 5.250 | 5.000 |
| Kalimantan Tengah | - | - | - | - | - | - | - |
| Kalimantan Selatan | 5.000 | 5.000 | 5.000 | 5.000 | 5.000 | 5.000 | 5.000 |
| Kalimantan Timur | 12.500 | 12.500 | 12.500 | 12.500 | 12.500 | 12.500 | 12.500 |
| Sulawesi Utara | - | - | - | - | - | - | - |
| Sulawesi Tengah | - | - | - | - | - | - | - |
| Sulawesi Selatan | - | - | - | - | - | - | - |
| Sulawesi Tenggara | - | - | - | - | - | - | - |
| Gorontalo | - | - | - | - | - | - | - |
| Sulawesi Barat | - | - | - | - | - | - | - |
| Maluku | 10.000 | 10.000 | 10.000 | 10.000 | 10.000 | 10.000 | 10.000 |
| Maluku Utara | - | - | - | - | - | - | - |
| Papua Barat | - | - | - | - | - | - | - |
| Papua | 7.000 | 7.000 | 7.000 | 7.000 | 7.000 | 7.000 | 7.000 |
| Nasional | 7.256 | 7.254 | 7.243 | 7.240 | 7.295 | 7.304 | 7.189 |

Tabel 1.100
Harga Konsumen Perdesaan Kelompok Bahan Makanan, 2008
Bawang Merah (Rp/Kg)

| Provinsi | Januari | Februari | Maret | April | Mei | Juni |
|--------------------------|---------------|---------------|---------------|---------------|---------------|---------------|
| (1) | (2) | (3) | (4) | (5) | (6) | (7) |
| Nanggroe Aceh Darussalam | 13.864 | 12.000 | 12.182 | 12.591 | 14.909 | 14.727 |
| Sumatera Utara | 11.500 | 10.279 | 11.529 | 11.706 | 14.529 | 14.691 |
| Sumatera Barat | 12.632 | 11.324 | 11.794 | 11.426 | 11.456 | 12.338 |
| Riau | 11.773 | 12.318 | 12.591 | 12.727 | 12.977 | 14.364 |
| Jambi | 13.700 | 12.176 | 12.390 | 12.938 | 13.200 | 14.033 |
| Sumatera Selatan | 11.360 | 11.400 | 12.520 | 12.120 | 11.720 | 12.040 |
| Bengkulu | 11.800 | 11.375 | 11.825 | 12.025 | 12.925 | 13.625 |
| Lampung | 11.125 | 10.500 | 13.525 | 12.600 | 12.950 | 13.200 |
| Bangka Belitung | 16.813 | 16.458 | 16.479 | 16.229 | 16.729 | 16.479 |
| Kepulauan Riau | 10.350 | 10.150 | 10.350 | 10.550 | 12.400 | 13.525 |
| Jawa Barat | 9.767 | 9.804 | 11.539 | 11.674 | 11.547 | 11.615 |
| Jawa Tengah | 8.389 | 9.330 | 10.867 | 10.576 | 11.029 | 11.170 |
| D. I. Yogyakarta | 10.722 | 10.500 | 12.648 | 12.093 | 12.019 | 12.743 |
| Jawa Timur | 10.816 | 10.062 | 11.587 | 11.344 | 12.304 | 12.525 |
| Banten | 10.054 | 9.750 | 11.982 | 12.071 | 12.607 | 12.857 |
| Bali | 12.481 | 11.286 | 12.033 | 11.172 | 11.811 | 11.881 |
| Nusa Tenggara Barat | 14.438 | 14.819 | 14.462 | 16.024 | 16.000 | 14.048 |
| Nusa Tenggara Timur | 13.065 | 13.426 | 14.028 | 13.583 | 14.083 | 14.352 |
| Kalimantan Barat | 17.983 | 16.817 | 16.150 | 16.150 | 18.883 | 19.117 |
| Kalimantan Tengah | 14.964 | 14.732 | 15.161 | 15.232 | 16.375 | 16.982 |
| Kalimantan Selatan | 16.367 | 14.550 | 14.983 | 14.867 | 15.567 | 15.783 |
| Kalimantan Timur | 19.026 | 19.921 | 18.658 | 18.974 | 20.816 | 20.447 |
| Sulawesi Utara | 15.619 | 15.238 | 16.143 | 15.952 | 16.143 | 16.000 |
| Sulawesi Tengah | 17.092 | 15.417 | 17.117 | 18.833 | 21.417 | 20.067 |
| Sulawesi Selatan | 13.570 | 12.130 | 13.130 | 13.770 | 14.604 | 13.324 |
| Sulawesi Tenggara | 18.474 | 17.135 | 16.397 | 16.750 | 17.588 | 17.545 |
| Gorontalo | 18.188 | 15.094 | 18.063 | 18.625 | 19.875 | 18.125 |
| Sulawesi Barat | 18.682 | 16.500 | 16.182 | 17.409 | 18.636 | 17.864 |
| Maluku | 21.211 | 20.947 | 19.947 | 19.474 | 20.579 | 21.695 |
| Maluku Utara | 23.143 | 20.143 | 21.000 | 22.071 | 22.000 | 22.429 |
| Papua Barat | 23.231 | 22.692 | 23.077 | 23.077 | 23.538 | 23.769 |
| Papua | 24.923 | 25.538 | 26.077 | 26.077 | 25.731 | 26.577 |
| Nasional | 14.910 | 14.182 | 14.888 | 15.022 | 15.842 | 15.936 |

Tabel 1.100: Lanjutan

| Provinsi | Juli | Agustus | September | Oktober | November | Desember | Rata-rata |
|--------------------------|---------------|---------------|---------------|---------------|---------------|---------------|---------------|
| (1) | (8) | (9) | (10) | (11) | (12) | (13) | (14) |
| Nanggroe Aceh Darussalam | 14.455 | 14.091 | 13.000 | 12.727 | 12.409 | 12.773 | 13.311 |
| Sumatera Utara | 14.397 | 13.309 | 12.662 | 12.691 | 12.118 | 12.500 | 12.659 |
| Sumatera Barat | 12.588 | 12.000 | 10.912 | 10.250 | 10.853 | 10.824 | 11.533 |
| Riau | 13.682 | 13.818 | 13.114 | 12.545 | 12.364 | 13.091 | 12.947 |
| Jambi | 14.224 | 12.938 | 12.271 | 12.105 | 11.629 | 11.510 | 12.760 |
| Sumatera Selatan | 11.960 | 11.880 | 11.000 | 11.040 | 10.920 | 11.080 | 11.587 |
| Bengkulu | 13.625 | 12.775 | 12.125 | 11.925 | 12.025 | 12.025 | 12.340 |
| Lampung | 12.150 | 10.350 | 10.000 | 10.025 | 9.625 | 9.475 | 11.294 |
| Bangka Belitung | 16.563 | 16.063 | 16.313 | 15.354 | 14.208 | 14.500 | 16.016 |
| Kepulauan Riau | 13.525 | 13.525 | 13.675 | 12.975 | 13.625 | 13.775 | 12.369 |
| Jawa Barat | 11.432 | 10.807 | 10.490 | 10.260 | 9.633 | 9.802 | 10.697 |
| Jawa Tengah | 10.037 | 8.901 | 8.263 | 7.776 | 7.949 | 7.412 | 9.308 |
| D. I. Yogyakarta | 10.928 | 9.722 | 8.000 | 7.870 | 8.367 | 8.459 | 10.339 |
| Jawa Timur | 10.116 | 8.822 | 7.941 | 7.886 | 8.217 | 8.341 | 9.997 |
| Banten | 12.554 | 11.214 | 9.304 | 9.071 | 9.339 | 8.821 | 10.802 |
| Bali | 11.111 | 9.569 | 7.931 | 7.931 | 7.889 | 8.264 | 10.280 |
| Nusa Tenggara Barat | 11.571 | 11.214 | 10.929 | 10.667 | 10.714 | 11.310 | 13.016 |
| Nusa Tenggara Timur | 13.426 | 12.204 | 11.648 | 12.370 | 12.037 | 12.704 | 13.077 |
| Kalimantan Barat | 19.550 | 18.450 | 17.450 | 17.150 | 16.633 | 15.883 | 17.518 |
| Kalimantan Tengah | 16.946 | 14.554 | 14.232 | 13.179 | 12.536 | 12.750 | 14.804 |
| Kalimantan Selatan | 14.417 | 13.483 | 12.290 | 12.783 | 12.417 | 12.850 | 14.196 |
| Kalimantan Timur | 19.500 | 19.079 | 18.184 | 16.658 | 16.447 | 16.921 | 18.719 |
| Sulawesi Utara | 16.571 | 16.095 | 16.095 | 15.952 | 15.667 | 15.524 | 15.917 |
| Sulawesi Tengah | 19.133 | 17.233 | 17.267 | 16.450 | 15.733 | 15.833 | 17.633 |
| Sulawesi Selatan | 12.964 | 13.108 | 12.508 | 12.752 | 12.504 | 12.664 | 13.086 |
| Sulawesi Tenggara | 17.596 | 17.500 | 17.355 | 16.753 | 16.650 | 16.573 | 17.193 |
| Gorontalo | 17.094 | 15.875 | 14.688 | 13.625 | 13.000 | 13.063 | 16.276 |
| Sulawesi Barat | 18.750 | 18.432 | 17.682 | 17.091 | 16.318 | 16.614 | 17.513 |
| Maluku | 21.432 | 21.642 | 21.326 | 20.721 | 20.616 | 20.616 | 20.850 |
| Maluku Utara | 22.214 | 22.214 | 22.214 | 22.571 | 21.071 | 22.000 | 21.923 |
| Papua Barat | 25.077 | 25.231 | 25.077 | 24.385 | 21.615 | 21.846 | 23.551 |
| Papua | 26.846 | 26.885 | 26.000 | 25.462 | 24.615 | 25.692 | 25.869 |
| Nasional | 15.514 | 14.781 | 14.123 | 13.781 | 13.430 | 13.609 | 14.668 |

Tabel 1.101
Harga Konsumen Perdesaan Kelompok Bahan Makanan, 2008
Bawang Putih (Rp/Kg)

| Provinsi | Januari | Februari | Maret | April | Mei | Juni |
|--------------------------|--------------|--------------|--------------|--------------|--------------|--------------|
| (1) | (2) | (3) | (4) | (5) | (6) | (7) |
| Nanggroe Aceh Darussalam | 10.455 | 10.273 | 10.091 | 9.727 | 9.818 | 10.091 |
| Sumatera Utara | 8.889 | 8.833 | 8.611 | 9.389 | 9.444 | 9.667 |
| Sumatera Barat | 10.441 | 9.824 | 9.647 | 9.088 | 9.147 | 9.765 |
| Riau | 10.393 | 10.821 | 10.929 | 10.643 | 10.714 | 10.786 |
| Jambi | 11.125 | 9.667 | 9.333 | 9.750 | 9.750 | 10.500 |
| Sumatera Selatan | 7.929 | 7.929 | 7.929 | 7.929 | 8.143 | 7.714 |
| Bengkulu | 9.545 | 8.545 | 9.091 | 8.636 | 8.091 | 8.364 |
| Lampung | 6.591 | 6.182 | 5.682 | 5.409 | 6.636 | 6.545 |
| Bangka Belitung | 11.769 | 11.692 | 11.692 | 11.308 | 11.385 | 11.269 |
| Kepulauan Riau | 8.111 | 7.667 | 7.778 | 8.111 | 8.778 | 8.833 |
| Jawa Barat | 7.022 | 6.924 | 6.573 | 6.395 | 6.780 | 6.785 |
| Jawa Tengah | 5.185 | 4.908 | 4.511 | 4.064 | 5.437 | 4.822 |
| D. I. Yogyakarta | 5.067 | 4.600 | 4.467 | 3.987 | 5.473 | 4.633 |
| Jawa Timur | 4.571 | 4.412 | 4.316 | 4.242 | 5.040 | 4.663 |
| Banten | 6.800 | 6.533 | 7.133 | 6.933 | 7.133 | 7.433 |
| Bali | 5.765 | 5.853 | 5.618 | 5.971 | 6.265 | 6.088 |
| Nusa Tenggara Barat | 11.536 | 11.627 | 11.309 | 11.218 | 11.673 | 10.636 |
| Nusa Tenggara Timur | 11.462 | 11.615 | 11.615 | 10.462 | 10.731 | 11.077 |
| Kalimantan Barat | 9.860 | 9.160 | 8.835 | 8.600 | 8.860 | 8.610 |
| Kalimantan Tengah | 10.000 | 9.929 | 9.750 | 9.750 | 9.964 | 10.357 |
| Kalimantan Selatan | 7.412 | 6.941 | 6.882 | 7.000 | 7.529 | 7.765 |
| Kalimantan Timur | 11.450 | 11.200 | 9.400 | 8.700 | 8.900 | 9.800 |
| Sulawesi Utara | 10.364 | 9.318 | 9.500 | 9.318 | 8.773 | 8.818 |
| Sulawesi Tengah | 10.778 | 10.583 | 9.639 | 9.722 | 10.389 | 10.111 |
| Sulawesi Selatan | 7.727 | 7.818 | 7.818 | 7.545 | 7.136 | 7.136 |
| Sulawesi Tenggara | 10.412 | 10.054 | 9.405 | 9.286 | 9.667 | 10.071 |
| Gorontalo | 8.389 | 7.889 | 7.778 | 6.722 | 8.278 | 8.333 |
| Sulawesi Barat | 8.833 | 8.625 | 8.125 | 7.750 | 8.083 | 7.667 |
| Maluku | 13.333 | 13.500 | 12.333 | 12.417 | 12.808 | 14.042 |
| Maluku Utara | 13.000 | 13.800 | 13.800 | 13.100 | 12.200 | 12.400 |
| Papua Barat | 16.857 | 16.571 | 16.143 | 16.857 | 16.714 | 16.571 |
| Papua | 17.071 | 18.000 | 18.143 | 17.429 | 17.500 | 18.429 |
| Nasional | 9.629 | 9.415 | 9.184 | 8.983 | 9.289 | 9.368 |

Tabel 1.101: Lanjutan

| Provinsi | Juli | Agustus | September | Oktober | November | Desember | Rata-rata |
|--------------------------|--------------|----------------|------------------|----------------|-----------------|-----------------|------------------|
| (1) | (8) | (9) | (10) | (11) | (12) | (13) | (14) |
| Nanggroe Aceh Darussalam | 11.818 | 12.182 | 12.273 | 11.909 | 10.091 | 10.091 | 10.735 |
| Sumatera Utara | 9.778 | 9.833 | 9.361 | 9.472 | 9.611 | 9.528 | 9.368 |
| Sumatera Barat | 9.588 | 9.882 | 9.176 | 9.324 | 9.235 | 9.235 | 9.529 |
| Riau | 10.714 | 10.500 | 9.714 | 9.679 | 9.714 | 9.714 | 10.360 |
| Jambi | 10.750 | 10.167 | 10.250 | 10.250 | 9.667 | 9.833 | 10.087 |
| Sumatera Selatan | 7.214 | 7.214 | 7.357 | 7.143 | 7.000 | 7.071 | 7.548 |
| Bengkulu | 8.727 | 8.682 | 8.591 | 8.364 | 8.182 | 8.091 | 8.576 |
| Lampung | 6.364 | 5.955 | 6.136 | 6.409 | 6.500 | 6.273 | 6.223 |
| Bangka Belitung | 11.346 | 11.115 | 10.577 | 9.962 | 9.962 | 10.038 | 11.010 |
| Kepulauan Riau | 8.833 | 9.056 | 9.222 | 9.111 | 8.944 | 8.944 | 8.616 |
| Jawa Barat | 6.734 | 6.585 | 6.390 | 6.356 | 6.356 | 6.432 | 6.611 |
| Jawa Tengah | 4.667 | 4.552 | 4.494 | 4.473 | 4.513 | 4.454 | 4.673 |
| D. I. Yogyakarta | 4.633 | 4.867 | 4.600 | 4.533 | 4.467 | 4.367 | 4.641 |
| Jawa Timur | 4.496 | 4.378 | 4.311 | 4.255 | 4.247 | 4.203 | 4.428 |
| Banten | 7.533 | 7.000 | 7.100 | 7.100 | 7.133 | 7.000 | 7.069 |
| Bali | 6.382 | 5.706 | 5.088 | 5.206 | 4.735 | 4.753 | 5.619 |
| Nusa Tenggara Barat | 9.091 | 9.636 | 9.500 | 9.045 | 9.091 | 9.091 | 10.288 |
| Nusa Tenggara Timur | 10.615 | 10.615 | 10.769 | 10.962 | 10.808 | 11.115 | 10.987 |
| Kalimantan Barat | 8.760 | 8.010 | 8.260 | 9.460 | 9.410 | 9.400 | 8.935 |
| Kalimantan Tengah | 10.250 | 9.607 | 9.821 | 9.643 | 9.464 | 9.536 | 9.839 |
| Kalimantan Selatan | 7.294 | 7.088 | 6.853 | 6.559 | 6.412 | 6.529 | 7.022 |
| Kalimantan Timur | 8.900 | 8.700 | 8.900 | 8.600 | 8.400 | 9.200 | 9.346 |
| Sulawesi Utara | 8.818 | 8.909 | 8.727 | 9.091 | 8.955 | 8.955 | 9.129 |
| Sulawesi Tengah | 10.639 | 10.472 | 10.333 | 10.167 | 10.139 | 10.250 | 10.269 |
| Sulawesi Selatan | 7.045 | 7.364 | 7.455 | 7.818 | 7.818 | 7.182 | 7.489 |
| Sulawesi Tenggara | 10.024 | 10.167 | 10.167 | 10.262 | 10.167 | 10.119 | 9.983 |
| Gorontalo | 8.611 | 7.556 | 7.667 | 7.556 | 7.667 | 8.500 | 7.912 |
| Sulawesi Barat | 8.775 | 8.608 | 8.025 | 7.942 | 8.025 | 8.000 | 8.205 |
| Maluku | 13.708 | 14.208 | 14.208 | 13.750 | 13.442 | 13.442 | 13.433 |
| Maluku Utara | 12.200 | 12.200 | 12.100 | 12.100 | 11.900 | 12.200 | 12.583 |
| Papua Barat | 16.571 | 16.286 | 16.286 | 16.714 | 15.714 | 15.571 | 16.405 |
| Papua | 18.929 | 19.000 | 18.857 | 18.536 | 18.250 | 18.607 | 18.229 |
| Nasional | 9.369 | 9.253 | 9.143 | 9.117 | 8.938 | 8.991 | 9.223 |

Tabel 1.102
Harga Konsumen Perdesaan Kelompok Bahan Makanan, 2008
Lada/Merica (Rp/Kg)

| Provinsi | Januari | Februari | Maret | April | Mei | Juni |
|--------------------------|---------------|---------------|---------------|---------------|---------------|---------------|
| (1) | (2) | (3) | (4) | (5) | (6) | (7) |
| Nanggroe Aceh Darussalam | 44.250 | 43.625 | 45.000 | 45.625 | 47.250 | 48.125 |
| Sumatera Utara | 56.000 | 56.000 | 56.556 | 56.778 | 57.556 | 57.889 |
| Sumatera Barat | 50.333 | 50.333 | 50.333 | 55.000 | 54.167 | 54.250 |
| Riau | 67.000 | 68.000 | 68.000 | 68.000 | 68.000 | 68.000 |
| Jambi | 56.143 | 62.571 | 65.429 | 62.857 | 62.857 | 65.714 |
| Sumatera Selatan | 49.667 | 49.250 | 49.250 | 49.250 | 50.083 | 49.667 |
| Bengkulu | 43.750 | 43.250 | 50.750 | 45.750 | 45.750 | 46.250 |
| Lampung | 50.000 | 50.000 | 50.000 | 51.250 | 54.375 | 54.375 |
| Bangka Belitung | 42.385 | 42.769 | 43.615 | 43.615 | 44.154 | 43.769 |
| Kepulauan Riau | 54.444 | 54.444 | 55.000 | 56.667 | 56.667 | 59.778 |
| Jawa Barat | 48.257 | 47.914 | 48.286 | 50.543 | 52.343 | 53.829 |
| Jawa Tengah | 45.682 | 47.202 | 48.674 | 50.252 | 51.758 | 52.406 |
| D. I. Yogyakarta | 47.714 | 49.143 | 49.143 | 49.143 | 49.143 | 50.929 |
| Jawa Timur | 43.806 | 45.611 | 47.241 | 50.259 | 50.642 | 50.669 |
| Banten | 49.071 | 49.071 | 50.000 | 51.214 | 52.286 | 52.857 |
| Bali | 39.000 | 39.818 | 40.091 | 41.636 | 41.273 | 41.636 |
| Nusa Tenggara Barat | 45.800 | 45.800 | 47.300 | 47.300 | 48.300 | 49.100 |
| Nusa Tenggara Timur | 54.778 | 55.889 | 58.111 | 57.556 | 59.222 | 60.333 |
| Kalimantan Barat | 39.000 | 39.417 | 40.083 | 42.167 | 43.000 | 43.167 |
| Kalimantan Tengah | 42.083 | 41.250 | 42.125 | 42.125 | 42.958 | 45.667 |
| Kalimantan Selatan | 53.615 | 53.615 | 53.615 | 53.615 | 56.692 | 56.538 |
| Kalimantan Timur | 40.333 | 40.667 | 40.556 | 40.556 | 40.556 | 43.889 |
| Sulawesi Utara | 38.667 | 38.667 | 38.667 | 38.667 | 38.667 | 37.833 |
| Sulawesi Tengah | 35.154 | 34.385 | 36.308 | 37.846 | 38.692 | 42.154 |
| Sulawesi Selatan | 43.333 | 40.556 | 43.889 | 44.222 | 44.222 | 45.889 |
| Sulawesi Tenggara | 39.737 | 43.083 | 44.294 | 43.816 | 46.553 | 46.605 |
| Gorontalo | 50.250 | 49.750 | 52.625 | 51.375 | 51.500 | 55.500 |
| Sulawesi Barat | 44.125 | 43.708 | 44.583 | 45.000 | 48.333 | 47.917 |
| Maluku | 64.667 | 65.278 | 65.278 | 67.500 | 67.500 | 67.500 |
| Maluku Utara | 74.375 | 74.375 | 74.375 | 74.375 | 74.375 | 75.625 |
| Papua Barat | 72.000 | 74.000 | 74.000 | 72.000 | 75.000 | 75.000 |
| Papua | 53.333 | 53.333 | 53.333 | 53.333 | 53.333 | 53.889 |
| Nasional | 49.336 | 49.774 | 50.828 | 51.228 | 52.100 | 53.023 |

Tabel 1.102: Lanjutan

| Provinsi | Juli | Agustus | September | Oktober | November | Desember | Rata-rata |
|--------------------------|---------------|----------------|------------------|----------------|-----------------|-----------------|------------------|
| (1) | (8) | (9) | (10) | (11) | (12) | (13) | (14) |
| Nanggroe Aceh Darussalam | 51.875 | 51.875 | 51.875 | 51.875 | 52.125 | 52.125 | 48.802 |
| Sumatera Utara | 57.889 | 58.111 | 58.111 | 58.111 | 55.889 | 58.111 | 57.250 |
| Sumatera Barat | 55.917 | 55.917 | 57.083 | 58.333 | 55.833 | 55.000 | 54.375 |
| Riau | 68.600 | 68.600 | 70.100 | 70.000 | 70.400 | 70.400 | 68.758 |
| Jambi | 65.714 | 65.714 | 67.143 | 67.143 | 67.143 | 67.143 | 64.631 |
| Sumatera Selatan | 47.167 | 46.333 | 45.917 | 45.083 | 45.917 | 45.917 | 47.792 |
| Bengkulu | 46.250 | 47.000 | 52.000 | 52.000 | 48.250 | 47.000 | 47.333 |
| Lampung | 54.375 | 56.875 | 56.875 | 57.500 | 57.500 | 56.250 | 54.115 |
| Bangka Belitung | 44.000 | 44.038 | 44.538 | 42.115 | 40.192 | 39.885 | 42.923 |
| Kepulauan Riau | 59.778 | 59.778 | 60.889 | 61.444 | 59.889 | 59.889 | 58.222 |
| Jawa Barat | 54.829 | 56.400 | 55.514 | 55.314 | 54.171 | 54.829 | 52.686 |
| Jawa Tengah | 53.369 | 52.932 | 52.585 | 52.097 | 52.502 | 51.959 | 50.952 |
| D. I. Yogyakarta | 52.357 | 51.429 | 51.429 | 51.429 | 51.786 | 50.429 | 50.339 |
| Jawa Timur | 51.472 | 51.138 | 51.070 | 51.360 | 51.107 | 50.836 | 49.601 |
| Banten | 52.500 | 53.786 | 53.786 | 53.429 | 52.714 | 52.857 | 51.964 |
| Bali | 42.091 | 42.545 | 43.091 | 43.545 | 43.273 | 43.727 | 41.811 |
| Nusa Tenggara Barat | 53.100 | 50.800 | 50.900 | 50.600 | 51.600 | 52.400 | 49.417 |
| Nusa Tenggara Timur | 61.444 | 61.444 | 61.444 | 60.333 | 59.778 | 59.778 | 59.176 |
| Kalimantan Barat | 42.500 | 42.500 | 42.917 | 42.917 | 42.917 | 43.333 | 41.993 |
| Kalimantan Tengah | 45.667 | 45.667 | 44.833 | 44.833 | 44.833 | 44.833 | 43.906 |
| Kalimantan Selatan | 58.000 | 57.615 | 57.615 | 56.077 | 56.462 | 56.462 | 55.827 |
| Kalimantan Timur | 43.889 | 43.889 | 44.444 | 44.444 | 44.444 | 44.444 | 42.676 |
| Sulawesi Utara | 37.833 | 37.833 | 37.833 | 37.833 | 37.833 | 37.833 | 38.181 |
| Sulawesi Tengah | 42.923 | 42.923 | 43.692 | 44.462 | 42.154 | 43.231 | 40.327 |
| Sulawesi Selatan | 46.444 | 47.556 | 46.444 | 45.889 | 45.889 | 45.000 | 44.944 |
| Sulawesi Tenggara | 46.605 | 47.658 | 47.658 | 47.658 | 47.763 | 48.184 | 45.801 |
| Gorontalo | 55.875 | 57.250 | 56.000 | 58.750 | 53.000 | 54.125 | 53.833 |
| Sulawesi Barat | 47.167 | 46.667 | 47.083 | 46.667 | 46.250 | 46.250 | 46.146 |
| Maluku | 67.500 | 67.500 | 67.500 | 67.500 | 67.500 | 67.500 | 66.894 |
| Maluku Utara | 75.625 | 75.625 | 75.625 | 75.625 | 75.625 | 75.625 | 75.104 |
| Papua Barat | 75.000 | 73.000 | 75.000 | 73.000 | 76.000 | 76.000 | 74.167 |
| Papua | 53.889 | 53.889 | 53.889 | 53.889 | 53.889 | 53.889 | 53.657 |
| Nasional | 53.489 | 53.571 | 53.903 | 53.789 | 53.270 | 53.289 | 52.300 |

Tabel 1.103
Harga Konsumen Perdesaan Kelompok Bahan Makanan, 2008
Garam Bata (Rp/400 Gr)

| Provinsi | Januari | Februari | Maret | April | Mei | Juni |
|--------------------------|------------|------------|------------|------------|------------|------------|
| (1) | (2) | (3) | (4) | (5) | (6) | (7) |
| Nanggroe Aceh Darussalam | 1.000 | 1.000 | 1.000 | 1.000 | 1.000 | 1.000 |
| Sumatera Utara | 1.000 | 1.000 | 1.000 | 1.000 | 1.000 | 1.000 |
| Sumatera Barat | 1.000 | 1.000 | 1.000 | 1.000 | 1.000 | 1.000 |
| Riau | 1.000 | 1.000 | 1.000 | 1.000 | 1.000 | 1.000 |
| Jambi | 1.000 | 1.000 | 1.000 | 1.000 | 1.000 | 1.000 |
| Sumatera Selatan | 1.000 | 1.000 | 1.000 | 1.000 | 1.000 | 1.000 |
| Bengkulu | 1.100 | 1.100 | 1.100 | 1.100 | 1.100 | 1.100 |
| Lampung | - | - | - | - | - | - |
| Bangka Belitung | 1.000 | 1.000 | 1.000 | 1.000 | 1.000 | 1.000 |
| Kepulauan Riau | 700 | 700 | 700 | 700 | 1.000 | 1.000 |
| Jawa Barat | 551 | 551 | 550 | 550 | 550 | 560 |
| Jawa Tengah | 402 | 402 | 403 | 403 | 408 | 413 |
| D. I. Yogyakarta | 450 | 450 | 450 | 448 | 448 | 473 |
| Jawa Timur | 615 | 607 | 604 | 599 | 598 | 601 |
| Banten | 592 | 592 | 592 | 638 | 642 | 646 |
| Bali | 1.000 | 1.000 | 1.000 | 1.000 | 1.000 | 1.000 |
| Nusa Tenggara Barat | 500 | 500 | 500 | 500 | 500 | 500 |
| Nusa Tenggara Timur | 900 | 900 | 900 | 900 | 900 | 900 |
| Kalimantan Barat | 833 | 833 | 833 | 833 | 833 | 833 |
| Kalimantan Tengah | 745 | 745 | 765 | 780 | 830 | 830 |
| Kalimantan Selatan | 675 | 675 | 675 | 675 | 675 | 675 |
| Kalimantan Timur | 600 | 600 | 600 | 600 | 600 | 600 |
| Sulawesi Utara | 1.000 | 1.000 | 1.000 | 1.000 | 1.000 | 1.000 |
| Sulawesi Tengah | 750 | 750 | 750 | 833 | 833 | 833 |
| Sulawesi Selatan | 1.500 | 1.500 | 1.500 | 1.500 | 1.500 | 1.500 |
| Sulawesi Tenggara | 1.067 | 1.067 | 1.067 | 1.067 | 1.067 | 1.067 |
| Gorontalo | 1.000 | 1.000 | 1.000 | 1.000 | 1.000 | 1.000 |
| Sulawesi Barat | 1.100 | 1.100 | 1.100 | 1.100 | 1.100 | 1.100 |
| Maluku | 1.000 | 1.000 | 1.000 | 1.000 | 1.000 | 1.000 |
| Maluku Utara | 1.000 | 1.000 | 1.000 | 1.000 | 1.000 | 1.000 |
| Papua Barat | 1.500 | 1.500 | 1.500 | 1.500 | 1.500 | 1.500 |
| Papua | 1.500 | 1.500 | 1.500 | 1.500 | 1.500 | 1.500 |
| Nasional | 906 | 906 | 906 | 911 | 922 | 924 |

Tabel 1.103: Lanjutan

| Provinsi | Juli | Agustus | September | Oktober | November | Desember | Rata-rata |
|--------------------------|-------------|----------------|------------------|----------------|-----------------|-----------------|------------------|
| (1) | (8) | (9) | (10) | (11) | (12) | (13) | (14) |
| Nanggroe Aceh Darussalam | 1.000 | 1.000 | 1.000 | 1.000 | 1.000 | 1.000 | 1.000 |
| Sumatera Utara | 1.000 | 1.000 | 1.000 | 1.000 | 1.500 | 1.500 | 1.083 |
| Sumatera Barat | 1.000 | 1.000 | 1.000 | 1.400 | 1.400 | 1.400 | 1.100 |
| Riau | 1.000 | 1.000 | 1.000 | 1.000 | 1.000 | 1.000 | 1.000 |
| Jambi | 1.000 | 1.000 | 1.000 | 1.000 | 1.000 | 1.000 | 1.000 |
| Sumatera Selatan | 1.000 | 1.000 | 1.000 | 1.000 | 1.000 | 1.000 | 1.000 |
| Bengkulu | 1.100 | 1.100 | 1.100 | 1.100 | 1.100 | 1.100 | 1.100 |
| Lampung | - | - | - | - | - | - | - |
| Bangka Belitung | 1.000 | 1.000 | 1.000 | 1.000 | 1.000 | 1.000 | 1.000 |
| Kepulauan Riau | 1.000 | 1.000 | 1.000 | 1.000 | 1.000 | 1.200 | 917 |
| Jawa Barat | 576 | 579 | 573 | 574 | 575 | 575 | 564 |
| Jawa Tengah | 417 | 419 | 424 | 424 | 425 | 434 | 415 |
| D. I. Yogyakarta | 581 | 581 | 581 | 581 | 588 | 588 | 518 |
| Jawa Timur | 601 | 600 | 606 | 608 | 618 | 620 | 606 |
| Banten | 646 | 650 | 650 | 673 | 673 | 673 | 639 |
| Bali | 1.000 | 1.000 | 1.000 | 1.000 | 1.000 | 1.000 | 1.000 |
| Nusa Tenggara Barat | 500 | 500 | 500 | 500 | 500 | 500 | 500 |
| Nusa Tenggara Timur | 900 | 900 | 900 | 1.000 | 1.000 | 1.000 | 925 |
| Kalimantan Barat | 917 | 917 | 917 | 917 | 917 | 917 | 875 |
| Kalimantan Tengah | 830 | 830 | 845 | 845 | 845 | 845 | 811 |
| Kalimantan Selatan | 675 | 675 | 675 | 675 | 675 | 675 | 675 |
| Kalimantan Timur | 600 | 600 | 700 | 700 | 700 | 700 | 633 |
| Sulawesi Utara | 1.000 | 1.000 | 1.000 | 1.000 | 1.000 | 1.000 | 1.000 |
| Sulawesi Tengah | 833 | 833 | 833 | 833 | 833 | 833 | 812 |
| Sulawesi Selatan | 1.500 | 1.500 | 1.500 | 1.500 | 1.500 | 1.500 | 1.500 |
| Sulawesi Tenggara | 1.067 | 1.067 | 1.067 | 1.067 | 1.067 | 1.067 | 1.067 |
| Gorontalo | 1.000 | 1.000 | 1.000 | 1.000 | 1.000 | 1.000 | 1.000 |
| Sulawesi Barat | 1.100 | 1.100 | 1.100 | 1.100 | 1.100 | 1.100 | 1.100 |
| Maluku | 1.000 | 1.000 | 1.000 | 1.000 | 1.000 | 1.000 | 1.000 |
| Maluku Utara | 1.000 | 1.000 | 1.000 | 1.000 | 1.000 | 1.000 | 1.000 |
| Papua Barat | 1.500 | 1.500 | 1.500 | 1.500 | 1.500 | 1.500 | 1.500 |
| Papua | 1.500 | 1.500 | 1.500 | 1.500 | 1.500 | 1.500 | 1.500 |
| Nasional | 930 | 931 | 935 | 952 | 968 | 975 | 930 |

Tabel 1.104
Harga Konsumen Perdesaan Kelompok Bahan Makanan, 2008
Garam Hancur (Rp/250 Gr)

| Provinsi | Januari | Februari | Maret | April | Mei | Juni |
|--------------------------|------------|------------|------------|------------|------------|------------|
| (1) | (2) | (3) | (4) | (5) | (6) | (7) |
| Nanggroe Aceh Darussalam | 700 | 700 | 700 | 700 | 700 | 700 |
| Sumatera Utara | 500 | 500 | 500 | 500 | 500 | 500 |
| Sumatera Barat | 750 | 750 | 750 | 750 | 750 | 750 |
| Riau | 600 | 600 | 600 | 600 | 600 | 600 |
| Jambi | 400 | 400 | 400 | 500 | 500 | 500 |
| Sumatera Selatan | 500 | 500 | 700 | 700 | 700 | 700 |
| Bengkulu | 500 | 500 | 500 | 600 | 600 | 600 |
| Lampung | 500 | 500 | 500 | 500 | 500 | 500 |
| Bangka Belitung | 679 | 643 | 643 | 643 | 643 | 643 |
| Kepulauan Riau | 750 | 750 | 750 | 750 | 750 | 750 |
| Jawa Barat | 700 | 700 | 700 | 800 | 800 | 800 |
| Jawa Tengah | 600 | 600 | 600 | 800 | 800 | 800 |
| D. I. Yogyakarta | 500 | 500 | 500 | 500 | 500 | 500 |
| Jawa Timur | 815 | 810 | 808 | 806 | 810 | 819 |
| Banten | 500 | 500 | 700 | 700 | 700 | 700 |
| Bali | 650 | 650 | 650 | 650 | 650 | 650 |
| Nusa Tenggara Barat | 713 | 750 | 750 | 750 | 750 | 750 |
| Nusa Tenggara Timur | 1.000 | 1.000 | 1.000 | 1.000 | 1.000 | 1.000 |
| Kalimantan Barat | 600 | 600 | 600 | 600 | 600 | 600 |
| Kalimantan Tengah | 700 | 700 | 700 | 700 | 700 | 700 |
| Kalimantan Selatan | 811 | 811 | 828 | 828 | 828 | 831 |
| Kalimantan Timur | 1.000 | 1.000 | 1.000 | 1.000 | 1.000 | 1.000 |
| Sulawesi Utara | 825 | 825 | 825 | 825 | 825 | 825 |
| Sulawesi Tengah | 758 | 744 | 744 | 736 | 736 | 744 |
| Sulawesi Selatan | 1.033 | 1.072 | 1.128 | 1.128 | 1.128 | 1.128 |
| Sulawesi Tenggara | 989 | 1.009 | 1.058 | 1.070 | 1.070 | 1.045 |
| Gorontalo | 541 | 541 | 586 | 586 | 632 | 632 |
| Sulawesi Barat | 747 | 784 | 863 | 809 | 806 | 806 |
| Maluku | 1.000 | 1.000 | 1.000 | 1.000 | 1.000 | 1.000 |
| Maluku Utara | 1.167 | 1.167 | 1.167 | 1.208 | 1.208 | 1.208 |
| Papua Barat | 1.500 | 1.500 | 1.500 | 1.500 | 1.500 | 1.500 |
| Papua | 1.500 | 1.500 | 1.500 | 1.500 | 1.500 | 1.500 |
| Nasional | 766 | 769 | 789 | 804 | 806 | 806 |

Tabel 1.104: Lanjutan

| Provinsi | Juli | Agustus | September | Oktober | November | Desember | Rata-rata |
|--------------------------|-------------|----------------|------------------|----------------|-----------------|-----------------|------------------|
| (1) | (8) | (9) | (10) | (11) | (12) | (13) | (14) |
| Nanggroe Aceh Darussalam | 700 | 700 | 700 | 700 | 700 | 700 | 700 |
| Sumatera Utara | 500 | 500 | 500 | 500 | 500 | 500 | 500 |
| Sumatera Barat | 750 | 750 | 750 | 750 | 750 | 750 | 750 |
| Riau | 600 | 600 | 600 | 600 | 600 | 600 | 600 |
| Jambi | 600 | 600 | 600 | 600 | 600 | 600 | 525 |
| Sumatera Selatan | 700 | 700 | 700 | 700 | 700 | 700 | 667 |
| Bengkulu | 600 | 600 | 600 | 600 | 600 | 600 | 575 |
| Lampung | 500 | 500 | 500 | 500 | 500 | 500 | 500 |
| Bangka Belitung | 696 | 696 | 696 | 696 | 750 | 750 | 682 |
| Kepulauan Riau | 750 | 750 | 1.000 | 1.000 | 1.000 | 1.000 | 833 |
| Jawa Barat | 800 | 800 | 800 | 800 | 800 | 800 | 775 |
| Jawa Tengah | 800 | 800 | 800 | 800 | 900 | 900 | 767 |
| D. I. Yogyakarta | 600 | 600 | 600 | 600 | 600 | 600 | 550 |
| Jawa Timur | 815 | 817 | 817 | 817 | 818 | 819 | 814 |
| Banten | 700 | 700 | 700 | 700 | 700 | 700 | 667 |
| Bali | 789 | 803 | 829 | 821 | 821 | 855 | 735 |
| Nusa Tenggara Barat | 750 | 750 | 750 | 750 | 775 | 775 | 751 |
| Nusa Tenggara Timur | 1.000 | 1.000 | 1.000 | 1.000 | 1.000 | 1.000 | 1.000 |
| Kalimantan Barat | 600 | 600 | 600 | 600 | 600 | 600 | 600 |
| Kalimantan Tengah | 700 | 700 | 700 | 700 | 700 | 700 | 700 |
| Kalimantan Selatan | 831 | 831 | 814 | 839 | 856 | 856 | 830 |
| Kalimantan Timur | 1.000 | 1.000 | 1.000 | 1.000 | 1.000 | 1.000 | 1.000 |
| Sulawesi Utara | 835 | 935 | 935 | 935 | 935 | 935 | 872 |
| Sulawesi Tengah | 758 | 772 | 772 | 772 | 772 | 772 | 757 |
| Sulawesi Selatan | 1.128 | 1.183 | 1.194 | 1.361 | 1.361 | 1.361 | 1.184 |
| Sulawesi Tenggara | 1.045 | 1.045 | 1.050 | 1.050 | 1.050 | 1.050 | 1.044 |
| Gorontalo | 655 | 632 | 632 | 673 | 673 | 673 | 621 |
| Sulawesi Barat | 806 | 806 | 806 | 806 | 806 | 813 | 805 |
| Maluku | 1.000 | 1.000 | 1.000 | 1.000 | 1.000 | 1.000 | 1.000 |
| Maluku Utara | 1.208 | 1.208 | 1.208 | 1.208 | 1.208 | 1.208 | 1.198 |
| Papua Barat | 1.500 | 1.500 | 1.500 | 1.500 | 1.500 | 1.500 | 1.500 |
| Papua | 1.500 | 1.500 | 1.500 | 1.500 | 1.500 | 1.500 | 1.500 |
| Nasional | 819 | 824 | 833 | 840 | 846 | 847 | 813 |

Tabel 1.105
Harga Konsumen Perdesaan Kelompok Bahan Makanan, 2008
Kecap Manis (Rp/Botol)

| Provinsi | Januari | Februari | Maret | April | Mei | Juni |
|--------------------------|---------------|---------------|---------------|---------------|---------------|---------------|
| (1) | (2) | (3) | (4) | (5) | (6) | (7) |
| Nanggroe Aceh Darussalam | 10.457 | 10.478 | 10.870 | 10.870 | 11.000 | 11.000 |
| Sumatera Utara | 8.833 | 8.864 | 8.879 | 8.970 | 8.970 | 8.788 |
| Sumatera Barat | 8.993 | 9.046 | 9.046 | 9.064 | 9.171 | 9.457 |
| Riau | 8.100 | 8.200 | 8.250 | 8.400 | 8.400 | 8.400 |
| Jambi | 6.547 | 6.647 | 6.647 | 6.647 | 6.647 | 6.647 |
| Sumatera Selatan | 8.673 | 8.731 | 8.692 | 8.904 | 8.904 | 8.519 |
| Bengkulu | 9.200 | 9.294 | 9.600 | 9.681 | 9.681 | 10.369 |
| Lampung | 9.065 | 9.060 | 9.265 | 9.165 | 9.165 | 9.165 |
| Bangka Belitung | 8.926 | 8.926 | 8.926 | 8.926 | 8.926 | 8.926 |
| Kepulauan Riau | 12.200 | 12.200 | 12.425 | 12.525 | 12.500 | 12.560 |
| Jawa Barat | 9.070 | 9.093 | 9.119 | 9.201 | 9.381 | 9.634 |
| Jawa Tengah | 9.179 | 9.309 | 9.394 | 9.521 | 9.610 | 9.747 |
| D. I. Yogyakarta | 8.811 | 9.189 | 9.348 | 9.166 | 9.223 | 9.200 |
| Jawa Timur | 9.651 | 9.924 | 9.948 | 10.173 | 10.194 | 10.491 |
| Banten | 11.019 | 10.944 | 11.093 | 11.215 | 12.422 | 12.578 |
| Bali | 7.745 | 7.810 | 8.052 | 8.074 | 8.124 | 8.173 |
| Nusa Tenggara Barat | 10.488 | 10.702 | 10.917 | 11.393 | 11.393 | 11.688 |
| Nusa Tenggara Timur | 11.052 | 11.156 | 11.375 | 12.229 | 12.625 | 12.729 |
| Kalimantan Barat | 10.981 | 10.981 | 11.000 | 11.192 | 11.231 | 11.558 |
| Kalimantan Tengah | 11.100 | 11.520 | 11.700 | 11.280 | 11.320 | 11.520 |
| Kalimantan Selatan | 9.741 | 9.741 | 9.938 | 10.080 | 10.170 | 10.268 |
| Kalimantan Timur | 11.500 | 11.595 | 12.229 | 13.038 | 13.038 | 13.633 |
| Sulawesi Utara | 10.779 | 11.132 | 11.132 | 11.132 | 11.132 | 11.250 |
| Sulawesi Tengah | 9.591 | 9.818 | 9.924 | 9.924 | 10.227 | 10.361 |
| Sulawesi Selatan | 10.091 | 10.000 | 10.000 | 9.568 | 9.818 | 10.023 |
| Sulawesi Tenggara | 9.450 | 9.963 | 10.038 | 10.138 | 10.138 | 10.188 |
| Gorontalo | 9.858 | 9.933 | 10.008 | 10.383 | 10.383 | 10.408 |
| Sulawesi Barat | 10.658 | 10.737 | 11.211 | 11.474 | 11.132 | 11.132 |
| Maluku | 11.789 | 11.763 | 12.237 | 12.237 | 12.289 | 12.632 |
| Maluku Utara | 12.850 | 12.850 | 12.950 | 12.950 | 12.950 | 13.150 |
| Papua Barat | 13.542 | 13.708 | 13.792 | 13.708 | 14.208 | 14.458 |
| Papua | 13.833 | 13.813 | 13.667 | 13.708 | 13.750 | 14.313 |
| Nasional | 10.118 | 10.223 | 10.365 | 10.467 | 10.566 | 10.718 |

Tabel 1.105: Lanjutan

| Provinsi | Juli | Agustus | September | Oktober | November | Desember | Rata-rata |
|--------------------------|---------------|----------------|------------------|----------------|-----------------|-----------------|------------------|
| (1) | (8) | (9) | (10) | (11) | (12) | (13) | (14) |
| Nanggroe Aceh Darussalam | 11.000 | 11.043 | 11.696 | 11.696 | 11.696 | 11.696 | 11.125 |
| Sumatera Utara | 8.833 | 8.833 | 9.318 | 9.379 | 9.500 | 9.500 | 9.056 |
| Sumatera Barat | 9.511 | 9.529 | 9.600 | 9.600 | 9.600 | 9.600 | 9.351 |
| Riau | 8.850 | 8.900 | 8.850 | 8.950 | 8.975 | 8.975 | 8.604 |
| Jambi | 6.833 | 6.833 | 6.820 | 6.867 | 6.867 | 6.867 | 6.739 |
| Sumatera Selatan | 9.000 | 8.808 | 8.923 | 8.923 | 8.923 | 9.000 | 8.833 |
| Bengkulu | 10.369 | 10.369 | 10.431 | 10.369 | 10.656 | 10.656 | 10.056 |
| Lampung | 9.203 | 9.403 | 9.503 | 9.503 | 9.578 | 9.578 | 9.304 |
| Bangka Belitung | 8.963 | 8.963 | 8.963 | 9.000 | 9.130 | 9.130 | 8.975 |
| Kepulauan Riau | 12.610 | 12.760 | 12.785 | 13.085 | 12.985 | 12.985 | 12.635 |
| Jawa Barat | 9.945 | 9.938 | 9.949 | 9.949 | 9.969 | 10.066 | 9.610 |
| Jawa Tengah | 9.800 | 9.815 | 9.865 | 9.958 | 10.051 | 10.061 | 9.693 |
| D. I. Yogyakarta | 9.482 | 9.505 | 9.491 | 9.491 | 9.491 | 9.491 | 9.324 |
| Jawa Timur | 10.569 | 10.575 | 10.641 | 10.713 | 10.741 | 10.767 | 10.366 |
| Banten | 12.793 | 12.941 | 12.978 | 13.126 | 13.274 | 13.274 | 12.305 |
| Bali | 8.189 | 8.318 | 8.484 | 8.355 | 8.355 | 8.339 | 8.168 |
| Nusa Tenggara Barat | 11.783 | 11.783 | 11.783 | 11.783 | 11.760 | 11.783 | 11.438 |
| Nusa Tenggara Timur | 12.344 | 12.344 | 12.740 | 12.938 | 12.938 | 12.854 | 12.277 |
| Kalimantan Barat | 11.577 | 11.604 | 11.735 | 11.735 | 11.735 | 11.735 | 11.422 |
| Kalimantan Tengah | 11.520 | 11.600 | 11.600 | 11.600 | 11.600 | 11.120 | 11.457 |
| Kalimantan Selatan | 10.268 | 10.304 | 10.321 | 10.214 | 10.214 | 10.214 | 10.123 |
| Kalimantan Timur | 13.633 | 13.633 | 13.729 | 13.729 | 13.729 | 13.729 | 13.101 |
| Sulawesi Utara | 11.291 | 11.291 | 11.291 | 11.468 | 11.468 | 11.468 | 11.236 |
| Sulawesi Tengah | 10.497 | 10.497 | 10.452 | 10.542 | 10.558 | 10.573 | 10.247 |
| Sulawesi Selatan | 10.023 | 10.023 | 10.023 | 10.023 | 10.023 | 10.273 | 9.991 |
| Sulawesi Tenggara | 10.188 | 10.188 | 10.263 | 10.263 | 10.263 | 10.263 | 10.111 |
| Gorontalo | 10.408 | 10.433 | 10.518 | 10.518 | 10.593 | 10.618 | 10.338 |
| Sulawesi Barat | 11.158 | 11.158 | 11.184 | 11.184 | 11.158 | 11.158 | 11.112 |
| Maluku | 12.632 | 12.632 | 12.842 | 12.868 | 12.974 | 12.974 | 12.489 |
| Maluku Utara | 13.350 | 13.350 | 13.450 | 13.450 | 13.400 | 13.400 | 13.175 |
| Papua Barat | 14.708 | 14.792 | 14.750 | 14.750 | 14.833 | 14.833 | 14.340 |
| Papua | 14.833 | 15.354 | 15.375 | 15.375 | 15.417 | 15.417 | 14.571 |
| Nasional | 10.818 | 10.860 | 10.948 | 10.981 | 11.014 | 11.012 | 10.674 |

Tabel 1.106
Harga Konsumen Perdesaan Kelompok Bahan Makanan, 2008
Bumbu Masak (Rp/Bungkus)

| Provinsi | Januari | Februari | Maret | April | Mei | Juni |
|--------------------------|--------------|--------------|--------------|--------------|--------------|--------------|
| (1) | (2) | (3) | (4) | (5) | (6) | (7) |
| Nanggroe Aceh Darussalam | 2.091 | 2.091 | 2.091 | 2.091 | 2.091 | 2.091 |
| Sumatera Utara | 2.289 | 2.289 | 2.289 | 2.184 | 2.263 | 2.368 |
| Sumatera Barat | 2.109 | 2.094 | 2.094 | 2.119 | 2.119 | 2.275 |
| Riau | 2.071 | 2.071 | 2.095 | 2.095 | 2.095 | 2.095 |
| Jambi | 1.986 | 2.018 | 2.023 | 2.027 | 2.075 | 2.045 |
| Sumatera Selatan | 2.329 | 2.314 | 2.257 | 2.200 | 2.257 | 2.257 |
| Bengkulu | 1.850 | 1.854 | 1.858 | 1.942 | 1.942 | 2.004 |
| Lampung | 1.919 | 1.981 | 1.981 | 1.981 | 2.019 | 2.019 |
| Bangka Belitung | 1.926 | 1.926 | 1.926 | 1.926 | 1.926 | 1.944 |
| Kepulauan Riau | 2.653 | 2.653 | 2.653 | 2.682 | 2.682 | 2.788 |
| Jawa Barat | 2.247 | 2.248 | 2.276 | 2.316 | 2.305 | 2.368 |
| Jawa Tengah | 2.286 | 2.300 | 2.292 | 2.309 | 2.327 | 2.350 |
| D. I. Yogyakarta | 2.334 | 2.334 | 2.334 | 2.324 | 2.324 | 2.384 |
| Jawa Timur | 2.074 | 2.078 | 2.096 | 2.167 | 2.185 | 2.217 |
| Banten | 2.398 | 2.398 | 2.398 | 2.376 | 2.350 | 2.350 |
| Bali | 2.338 | 2.338 | 2.313 | 2.338 | 2.338 | 2.338 |
| Nusa Tenggara Barat | 2.746 | 2.746 | 2.746 | 2.746 | 2.610 | 2.829 |
| Nusa Tenggara Timur | 2.329 | 2.357 | 2.366 | 2.438 | 2.455 | 2.464 |
| Kalimantan Barat | 2.394 | 2.394 | 2.482 | 2.447 | 2.512 | 2.512 |
| Kalimantan Tengah | 2.542 | 2.542 | 2.550 | 2.569 | 2.585 | 2.604 |
| Kalimantan Selatan | 2.622 | 2.622 | 2.563 | 2.578 | 2.587 | 2.616 |
| Kalimantan Timur | 2.625 | 2.625 | 2.643 | 2.679 | 2.679 | 2.763 |
| Sulawesi Utara | 2.091 | 1.974 | 2.068 | 2.068 | 2.126 | 2.126 |
| Sulawesi Tengah | 2.147 | 2.147 | 2.189 | 2.136 | 2.136 | 2.178 |
| Sulawesi Selatan | 2.871 | 2.907 | 2.907 | 3.014 | 2.871 | 2.882 |
| Sulawesi Tenggara | 2.273 | 2.290 | 2.290 | 2.290 | 2.290 | 2.273 |
| Gorontalo | 2.475 | 2.475 | 2.475 | 2.550 | 2.575 | 2.625 |
| Sulawesi Barat | 2.250 | 2.158 | 2.211 | 2.211 | 2.211 | 2.211 |
| Maluku | 2.175 | 2.175 | 2.220 | 2.220 | 2.289 | 2.334 |
| Maluku Utara | 2.731 | 2.731 | 2.731 | 2.750 | 2.750 | 2.750 |
| Papua Barat | 3.208 | 3.208 | 3.208 | 3.208 | 3.208 | 3.250 |
| Papua | 3.000 | 3.063 | 3.078 | 3.016 | 3.047 | 3.156 |
| Nasional | 2.356 | 2.356 | 2.366 | 2.375 | 2.382 | 2.421 |

Tabel 1.106: Lanjutan

| Provinsi | Juli | Agustus | September | Oktober | November | Desember | Rata-rata |
|--------------------------|--------------|--------------|--------------|--------------|--------------|--------------|--------------|
| (1) | (8) | (9) | (10) | (11) | (12) | (13) | (14) |
| Nanggroe Aceh Darussalam | 2.070 | 2.070 | 2.061 | 2.083 | 2.083 | 2.083 | 2.083 |
| Sumatera Utara | 2.395 | 2.395 | 2.395 | 2.395 | 2.447 | 2.447 | 2.346 |
| Sumatera Barat | 2.275 | 2.291 | 2.338 | 2.338 | 2.338 | 2.338 | 2.227 |
| Riau | 2.381 | 2.381 | 2.381 | 2.429 | 2.452 | 2.452 | 2.250 |
| Jambi | 2.045 | 2.091 | 2.091 | 2.045 | 2.091 | 2.091 | 2.052 |
| Sumatera Selatan | 2.257 | 2.257 | 2.271 | 2.311 | 2.311 | 2.311 | 2.278 |
| Bengkulu | 2.004 | 2.004 | 2.004 | 2.004 | 2.004 | 2.004 | 1.956 |
| Lampung | 2.019 | 2.019 | 2.019 | 2.019 | 2.019 | 2.019 | 2.001 |
| Bangka Belitung | 1.926 | 1.907 | 1.889 | 1.889 | 1.944 | 1.944 | 1.923 |
| Kepulauan Riau | 2.788 | 2.788 | 2.882 | 2.882 | 2.882 | 2.882 | 2.768 |
| Jawa Barat | 2.395 | 2.432 | 2.439 | 2.439 | 2.421 | 2.426 | 2.359 |
| Jawa Tengah | 2.356 | 2.366 | 2.381 | 2.378 | 2.382 | 2.430 | 2.346 |
| D. I. Yogyakarta | 2.354 | 2.354 | 2.238 | 2.238 | 2.238 | 2.242 | 2.308 |
| Jawa Timur | 2.220 | 2.223 | 2.233 | 2.223 | 2.247 | 2.258 | 2.185 |
| Banten | 2.370 | 2.413 | 2.522 | 2.557 | 2.709 | 2.709 | 2.462 |
| Bali | 2.463 | 2.463 | 2.488 | 2.425 | 2.425 | 2.425 | 2.391 |
| Nusa Tenggara Barat | 2.829 | 2.829 | 2.746 | 2.746 | 2.735 | 2.735 | 2.754 |
| Nusa Tenggara Timur | 2.527 | 2.580 | 2.580 | 2.598 | 2.598 | 2.598 | 2.491 |
| Kalimantan Barat | 2.512 | 2.532 | 2.547 | 2.562 | 2.562 | 2.547 | 2.500 |
| Kalimantan Tengah | 2.604 | 2.642 | 2.642 | 2.619 | 2.638 | 2.638 | 2.598 |
| Kalimantan Selatan | 2.516 | 2.501 | 2.501 | 2.484 | 2.484 | 2.484 | 2.547 |
| Kalimantan Timur | 2.763 | 2.771 | 2.811 | 2.811 | 2.829 | 2.829 | 2.735 |
| Sulawesi Utara | 2.126 | 2.126 | 2.126 | 2.126 | 2.197 | 2.197 | 2.113 |
| Sulawesi Tengah | 2.178 | 2.178 | 2.178 | 2.206 | 2.176 | 2.176 | 2.169 |
| Sulawesi Selatan | 2.918 | 2.918 | 2.918 | 2.739 | 2.739 | 2.668 | 2.863 |
| Sulawesi Tenggara | 2.273 | 2.273 | 2.273 | 2.273 | 2.273 | 2.273 | 2.279 |
| Gorontalo | 2.625 | 2.625 | 2.625 | 2.700 | 2.700 | 2.700 | 2.596 |
| Sulawesi Barat | 2.079 | 2.079 | 2.079 | 2.079 | 2.079 | 2.079 | 2.144 |
| Maluku | 2.318 | 2.318 | 2.318 | 2.364 | 2.364 | 2.364 | 2.288 |
| Maluku Utara | 2.750 | 2.750 | 2.750 | 2.750 | 2.750 | 2.750 | 2.745 |
| Papua Barat | 3.250 | 3.250 | 3.250 | 3.250 | 3.250 | 3.250 | 3.233 |
| Papua | 3.203 | 3.328 | 3.328 | 3.328 | 3.328 | 3.328 | 3.184 |
| Nasional | 2.431 | 2.442 | 2.447 | 2.447 | 2.459 | 2.459 | 2.412 |

Tabel 1.107
Harga Konsumen Perdesaan Kelompok Bahan Makanan, 2008
Terasi Udang (Rp/Ons)

| Provinsi | Januari | Februari | Maret | April | Mei | Juni |
|--------------------------|--------------|--------------|--------------|--------------|--------------|--------------|
| (1) | (2) | (3) | (4) | (5) | (6) | (7) |
| Nanggroe Aceh Darussalam | 2.144 | 2.194 | 2.194 | 2.194 | 2.194 | 2.100 |
| Sumatera Utara | 1.672 | 1.681 | 1.691 | 1.788 | 1.788 | 1.925 |
| Sumatera Barat | 1.275 | 1.275 | 1.275 | 1.275 | 1.275 | 1.588 |
| Riau | 1.350 | 1.350 | 1.350 | 1.350 | 1.558 | 1.558 |
| Jambi | 1.450 | 1.533 | 1.533 | 1.533 | 1.533 | 1.783 |
| Sumatera Selatan | 2.406 | 2.435 | 2.435 | 2.438 | 2.438 | 2.438 |
| Bengkulu | 1.900 | 1.900 | 1.950 | 1.950 | 1.950 | 1.950 |
| Lampung | 1.750 | 1.750 | 1.750 | 1.750 | 1.788 | 1.788 |
| Bangka Belitung | 2.810 | 2.881 | 2.881 | 2.881 | 2.905 | 2.905 |
| Kepulauan Riau | 3.056 | 3.056 | 3.056 | 3.056 | 3.167 | 3.189 |
| Jawa Barat | 2.068 | 2.068 | 2.077 | 2.089 | 2.102 | 2.126 |
| Jawa Tengah | 2.281 | 2.310 | 2.377 | 2.370 | 2.389 | 2.418 |
| D. I. Yogyakarta | 2.017 | 2.017 | 2.058 | 2.017 | 2.058 | 2.058 |
| Jawa Timur | 2.998 | 3.015 | 3.079 | 3.101 | 3.112 | 3.189 |
| Banten | 2.037 | 2.105 | 2.105 | 2.105 | 2.221 | 2.221 |
| Bali | 1.530 | 1.530 | 1.530 | 1.530 | 1.530 | 1.552 |
| Nusa Tenggara Barat | 2.176 | 2.176 | 2.206 | 2.235 | 2.279 | 2.515 |
| Nusa Tenggara Timur | 1.797 | 1.797 | 1.797 | 1.906 | 1.906 | 1.938 |
| Kalimantan Barat | 2.182 | 2.182 | 2.273 | 2.273 | 2.318 | 2.341 |
| Kalimantan Tengah | 2.186 | 2.192 | 2.253 | 2.336 | 2.336 | 2.419 |
| Kalimantan Selatan | 2.645 | 2.645 | 2.681 | 2.681 | 2.848 | 2.886 |
| Kalimantan Timur | 2.500 | 2.625 | 2.625 | 2.625 | 2.625 | 2.625 |
| Sulawesi Utara | 1.650 | 1.700 | 1.700 | 1.700 | 1.700 | 1.700 |
| Sulawesi Tengah | 1.721 | 1.721 | 1.750 | 1.750 | 1.750 | 1.750 |
| Sulawesi Selatan | 1.600 | 1.600 | 1.600 | 1.800 | 1.600 | 1.600 |
| Sulawesi Tenggara | 2.082 | 2.327 | 2.327 | 2.327 | 2.286 | 2.286 |
| Gorontalo | 2.500 | 2.500 | 2.500 | 2.583 | 2.583 | 2.583 |
| Sulawesi Barat | 1.875 | 1.875 | 1.938 | 1.969 | 2.000 | 2.000 |
| Maluku | 2.955 | 2.955 | 2.955 | 2.955 | 2.955 | 3.000 |
| Maluku Utara | 2.600 | 2.600 | 2.600 | 2.600 | 2.633 | 2.767 |
| Papua Barat | 3.750 | 3.750 | 3.750 | 3.750 | 3.750 | 3.750 |
| Papua | 4.000 | 4.000 | 4.000 | 4.000 | 4.000 | 4.000 |
| Nasional | 2.218 | 2.242 | 2.259 | 2.279 | 2.299 | 2.342 |

Tabel 1.107: Lanjutan

| Provinsi | Juli | Agustus | September | Oktober | November | Desember | Rata-rata |
|--------------------------|--------------|----------------|------------------|----------------|-----------------|-----------------|------------------|
| (1) | (8) | (9) | (10) | (11) | (12) | (13) | (14) |
| Nanggroe Aceh Darussalam | 2.050 | 2.100 | 2.163 | 2.163 | 2.163 | 2.163 | 2.152 |
| Sumatera Utara | 1.925 | 1.925 | 1.988 | 1.988 | 2.016 | 2.047 | 1.869 |
| Sumatera Barat | 1.588 | 1.588 | 1.588 | 1.588 | 1.588 | 1.588 | 1.457 |
| Riau | 1.642 | 1.725 | 1.867 | 1.908 | 1.950 | 1.908 | 1.626 |
| Jambi | 1.867 | 1.950 | 1.950 | 1.950 | 1.950 | 1.950 | 1.749 |
| Sumatera Selatan | 2.379 | 2.438 | 2.409 | 2.409 | 2.409 | 2.409 | 2.420 |
| Bengkulu | 1.950 | 2.050 | 2.050 | 2.050 | 2.050 | 2.050 | 1.983 |
| Lampung | 1.788 | 1.788 | 1.788 | 1.865 | 1.788 | 1.923 | 1.793 |
| Bangka Belitung | 2.929 | 2.929 | 2.881 | 2.881 | 3.000 | 3.000 | 2.907 |
| Kepulauan Riau | 3.189 | 3.189 | 3.244 | 3.244 | 3.244 | 3.244 | 3.161 |
| Jawa Barat | 2.121 | 2.158 | 2.130 | 2.117 | 2.117 | 2.135 | 2.109 |
| Jawa Tengah | 2.385 | 2.404 | 2.401 | 2.422 | 2.425 | 2.451 | 2.386 |
| D. I. Yogyakarta | 2.058 | 2.075 | 2.158 | 2.158 | 2.158 | 2.200 | 2.086 |
| Jawa Timur | 3.187 | 3.222 | 3.241 | 3.240 | 3.243 | 3.254 | 3.157 |
| Banten | 2.221 | 2.221 | 2.221 | 2.221 | 2.326 | 2.326 | 2.194 |
| Bali | 1.561 | 1.539 | 1.504 | 1.574 | 1.596 | 1.596 | 1.548 |
| Nusa Tenggara Barat | 2.515 | 2.515 | 2.515 | 2.515 | 2.515 | 2.515 | 2.390 |
| Nusa Tenggara Timur | 1.969 | 1.969 | 1.938 | 1.969 | 2.000 | 2.000 | 1.915 |
| Kalimantan Barat | 2.341 | 2.409 | 2.409 | 2.427 | 2.427 | 2.486 | 2.339 |
| Kalimantan Tengah | 2.336 | 2.364 | 2.364 | 2.364 | 2.392 | 2.392 | 2.328 |
| Kalimantan Selatan | 2.886 | 2.886 | 2.933 | 2.871 | 2.938 | 2.938 | 2.820 |
| Kalimantan Timur | 2.625 | 2.625 | 2.625 | 2.625 | 2.625 | 2.938 | 2.641 |
| Sulawesi Utara | 1.700 | 1.700 | 1.700 | 1.700 | 1.700 | 1.700 | 1.696 |
| Sulawesi Tengah | 1.750 | 1.838 | 1.868 | 1.926 | 1.926 | 2.044 | 1.816 |
| Sulawesi Selatan | 1.600 | 1.600 | 1.600 | 1.600 | 1.550 | 1.650 | 1.617 |
| Sulawesi Tenggara | 2.286 | 2.286 | 2.286 | 2.286 | 2.286 | 2.286 | 2.279 |
| Gorontalo | 2.917 | 3.083 | 3.083 | 3.083 | 3.083 | 3.083 | 2.799 |
| Sulawesi Barat | 2.000 | 2.031 | 2.000 | 2.000 | 2.000 | 2.000 | 1.974 |
| Maluku | 3.000 | 3.000 | 3.000 | 3.000 | 3.000 | 3.000 | 2.981 |
| Maluku Utara | 2.967 | 2.967 | 2.967 | 2.967 | 2.967 | 2.967 | 2.800 |
| Papua Barat | 3.750 | 3.750 | 3.750 | 3.750 | 3.750 | 3.750 | 3.750 |
| Papua | 4.000 | 4.000 | 4.222 | 4.222 | 4.222 | 4.222 | 4.074 |
| Nasional | 2.359 | 2.385 | 2.401 | 2.409 | 2.419 | 2.444 | 2.338 |

Tabel 1.108
Harga Konsumen Perdesaan Kelompok Bahan Makanan, 2008
Kemiri (Rp/Kg)

| Provinsi | Januari | Februari | Maret | April | Mei | Juni |
|--------------------------|---------------|---------------|---------------|---------------|---------------|---------------|
| (1) | (2) | (3) | (4) | (5) | (6) | (7) |
| Nanggroe Aceh Darussalam | 13.150 | 13.050 | 13.750 | 13.550 | 14.250 | 14.250 |
| Sumatera Utara | 15.853 | 16.320 | 16.613 | 16.933 | 17.560 | 17.713 |
| Sumatera Barat | 13.643 | 13.643 | 13.643 | 13.643 | 13.357 | 13.357 |
| Riau | 14.200 | 14.200 | 14.200 | 14.200 | 14.200 | 13.200 |
| Jambi | 15.100 | 15.433 | 15.767 | 16.167 | 16.167 | 16.167 |
| Sumatera Selatan | 14.292 | 14.250 | 13.833 | 14.417 | 13.750 | 13.750 |
| Bengkulu | 15.167 | 13.833 | 14.333 | 14.333 | 14.667 | 16.000 |
| Lampung | 15.000 | 15.000 | 14.900 | 14.900 | 14.900 | 15.300 |
| Bangka Belitung | 19.333 | 19.333 | 19.333 | 19.333 | 19.333 | 19.500 |
| Kepulauan Riau | 20.500 | 20.500 | 21.000 | 21.333 | 21.333 | 21.417 |
| Jawa Barat | 15.260 | 15.460 | 15.160 | 15.090 | 15.080 | 15.086 |
| Jawa Tengah | 14.226 | 14.169 | 14.048 | 13.770 | 13.408 | 13.649 |
| D. I. Yogyakarta | 14.900 | 14.600 | 13.933 | 13.533 | 13.467 | 13.667 |
| Jawa Timur | 14.090 | 14.103 | 13.837 | 13.425 | 13.185 | 13.650 |
| Banten | 14.857 | 14.000 | 14.143 | 13.643 | 13.643 | 14.286 |
| Bali | 15.600 | 14.400 | 13.533 | 12.733 | 12.800 | 13.300 |
| Nusa Tenggara Barat | 15.682 | 15.864 | 15.773 | 16.455 | 16.091 | 16.091 |
| Nusa Tenggara Timur | 12.100 | 12.650 | 12.650 | 12.800 | 12.900 | 12.800 |
| Kalimantan Barat | 19.364 | 20.000 | 19.818 | 19.091 | 19.000 | 19.000 |
| Kalimantan Tengah | 16.357 | 16.357 | 17.714 | 17.929 | 18.143 | 18.607 |
| Kalimantan Selatan | 15.156 | 15.219 | 15.219 | 15.219 | 15.531 | 16.000 |
| Kalimantan Timur | 17.556 | 17.556 | 17.444 | 18.500 | 18.500 | 19.556 |
| Sulawesi Utara | 15.000 | 14.278 | 14.833 | 14.389 | 13.944 | 13.722 |
| Sulawesi Tengah | 12.563 | 12.313 | 11.625 | 12.250 | 12.250 | 12.875 |
| Sulawesi Selatan | 11.700 | 11.750 | 11.850 | 11.700 | 11.700 | 12.950 |
| Sulawesi Tenggara | 11.412 | 11.235 | 10.824 | 10.588 | 10.441 | 11.265 |
| Gorontalo | 10.750 | 9.875 | 10.750 | 10.688 | 11.063 | 10.563 |
| Sulawesi Barat | 15.250 | 14.833 | 15.417 | 15.542 | 15.958 | 15.792 |
| Maluku | 16.000 | 16.000 | 16.000 | 16.400 | 16.400 | 20.000 |
| Maluku Utara | 26.000 | 26.000 | 24.500 | 26.500 | 26.500 | 27.000 |
| Papua Barat | 23.600 | 23.600 | 23.600 | 27.600 | 29.400 | 27.400 |
| Papua | 19.000 | 18.900 | 18.900 | 19.000 | 19.000 | 19.000 |
| Nasional | 15.708 | 15.585 | 15.592 | 15.802 | 15.873 | 16.153 |

Tabel 1.108: Lanjutan

| Provinsi | Juli | Agustus | September | Oktober | November | Desember | Rata-rata |
|--------------------------|---------------|----------------|------------------|----------------|-----------------|-----------------|------------------|
| (1) | (8) | (9) | (10) | (11) | (12) | (13) | (14) |
| Nanggroe Aceh Darussalam | 14.150 | 14.150 | 14.150 | 14.350 | 14.350 | 14.450 | 13.967 |
| Sumatera Utara | 17.667 | 17.547 | 17.893 | 17.907 | 17.973 | 17.987 | 17.331 |
| Sumatera Barat | 14.286 | 14.286 | 14.714 | 14.571 | 15.429 | 15.429 | 14.167 |
| Riau | 13.200 | 14.200 | 14.200 | 13.200 | 14.200 | 14.400 | 13.967 |
| Jambi | 16.167 | 16.167 | 16.167 | 16.167 | 16.167 | 16.167 | 15.983 |
| Sumatera Selatan | 13.250 | 14.500 | 15.000 | 15.000 | 15.000 | 15.000 | 14.337 |
| Bengkulu | 16.000 | 16.000 | 16.000 | 16.000 | 17.667 | 17.667 | 15.639 |
| Lampung | 15.300 | 15.400 | 15.400 | 15.950 | 15.350 | 16.350 | 15.313 |
| Bangka Belitung | 19.500 | 19.500 | 19.917 | 19.917 | 19.667 | 20.083 | 19.563 |
| Kepulauan Riau | 21.417 | 21.417 | 21.417 | 21.250 | 21.250 | 21.250 | 21.174 |
| Jawa Barat | 15.210 | 16.170 | 16.320 | 16.070 | 15.940 | 15.980 | 15.569 |
| Jawa Tengah | 13.998 | 14.560 | 14.722 | 14.745 | 14.493 | 14.443 | 14.186 |
| D. I. Yogyakarta | 13.533 | 13.467 | 14.000 | 13.600 | 14.000 | 13.667 | 13.864 |
| Jawa Timur | 13.808 | 15.025 | 15.139 | 14.922 | 14.610 | 14.522 | 14.193 |
| Banten | 14.714 | 14.821 | 14.893 | 15.036 | 15.321 | 15.321 | 14.557 |
| Bali | 13.667 | 14.333 | 14.533 | 14.967 | 14.700 | 14.567 | 14.094 |
| Nusa Tenggara Barat | 16.182 | 16.636 | 16.455 | 16.455 | 17.000 | 16.909 | 16.299 |
| Nusa Tenggara Timur | 13.100 | 12.950 | 13.250 | 13.320 | 13.370 | 13.050 | 12.912 |
| Kalimantan Barat | 19.000 | 19.000 | 19.818 | 19.818 | 19.818 | 19.818 | 19.462 |
| Kalimantan Tengah | 18.607 | 18.464 | 18.607 | 18.607 | 18.607 | 18.607 | 18.051 |
| Kalimantan Selatan | 16.469 | 16.406 | 16.406 | 16.250 | 16.250 | 16.875 | 15.917 |
| Kalimantan Timur | 19.556 | 19.556 | 19.556 | 19.556 | 19.556 | 19.556 | 18.870 |
| Sulawesi Utara | 14.222 | 14.222 | 14.222 | 14.667 | 14.444 | 14.444 | 14.366 |
| Sulawesi Tengah | 13.063 | 12.875 | 13.500 | 13.500 | 13.813 | 14.000 | 12.885 |
| Sulawesi Selatan | 12.550 | 13.300 | 13.700 | 13.800 | 13.800 | 13.700 | 12.708 |
| Sulawesi Tenggara | 11.206 | 11.206 | 11.206 | 11.206 | 11.206 | 11.206 | 11.083 |
| Gorontalo | 11.188 | 12.875 | 12.875 | 13.750 | 13.125 | 12.375 | 11.656 |
| Sulawesi Barat | 16.083 | 16.083 | 16.042 | 16.042 | 16.042 | 16.042 | 15.760 |
| Maluku | 19.000 | 19.000 | 19.000 | 19.000 | 19.000 | 20.000 | 17.983 |
| Maluku Utara | 27.000 | 27.000 | 27.000 | 27.000 | 27.000 | 29.000 | 26.708 |
| Papua Barat | 27.400 | 27.400 | 27.400 | 27.400 | 27.800 | 27.800 | 26.700 |
| Papua | 20.700 | 21.700 | 21.700 | 21.700 | 21.700 | 21.700 | 20.250 |
| Nasional | 16.287 | 16.569 | 16.725 | 16.741 | 16.833 | 16.949 | 16.235 |

Tabel 1.109
Harga Konsumen Perdesaan Kelompok Bahan Makanan, 2008
Asam Jawa (Rp/Kg)

| Provinsi | Januari | Februari | Maret | April | Mei | Juni |
|-------------------------|--------------|--------------|--------------|--------------|--------------|--------------|
| (1) | (2) | (3) | (4) | (5) | (6) | (7) |
| Nangroe Aceh Darussalam | 8.714 | 8.714 | 8.857 | 8.714 | 9.000 | 8.857 |
| Sumatera Utara | 8.950 | 9.250 | 8.950 | 9.020 | 9.150 | 9.200 |
| Sumatera Barat | 8.833 | 8.833 | 8.833 | 8.833 | 8.833 | 8.833 |
| Riau | 8.357 | 8.500 | 8.500 | 8.500 | 8.500 | 9.214 |
| Jambi | 9.333 | 9.333 | 9.333 | 9.417 | 8.583 | 8.583 |
| Sumatera Selatan | 8.200 | 8.400 | 8.400 | 8.300 | 8.300 | 8.300 |
| Bengkulu | 8.250 | 8.250 | 8.250 | 8.250 | 8.250 | 8.917 |
| Lampung | 9.500 | 9.500 | 9.500 | 9.625 | 9.625 | 9.625 |
| Bangka Belitung | 8.500 | 8.500 | 8.500 | 8.500 | 8.500 | 8.500 |
| Kepulauan Riau | 7.833 | 7.833 | 7.833 | 7.833 | 7.833 | 8.083 |
| Jawa Barat | 7.155 | 7.190 | 7.190 | 7.397 | 7.397 | 7.509 |
| Jawa Tengah | 5.771 | 5.852 | 6.126 | 6.191 | 6.078 | 6.188 |
| D. I. Yogyakarta | 5.400 | 5.400 | 5.400 | 5.100 | 5.200 | 5.200 |
| Jawa Timur | 6.236 | 6.176 | 6.281 | 6.463 | 6.443 | 6.652 |
| Banten | 7.364 | 7.364 | 7.091 | 7.091 | 7.136 | 7.409 |
| Bali | 5.750 | 5.600 | 5.800 | 5.600 | 5.700 | 5.600 |
| Nusa Tenggara Barat | 4.857 | 4.857 | 4.857 | 4.857 | 5.571 | 5.571 |
| Nusa Tenggara Timur | 4.833 | 4.833 | 4.833 | 4.833 | 4.833 | 4.833 |
| Kalimantan Barat | 9.700 | 9.700 | 10.100 | 10.600 | 10.700 | 10.700 |
| Kalimantan Tengah | 7.750 | 7.750 | 7.621 | 8.014 | 8.407 | 8.729 |
| Kalimantan Selatan | 7.594 | 7.594 | 7.594 | 7.594 | 7.594 | 7.531 |
| Kalimantan Timur | 9.045 | 9.045 | 8.909 | 9.091 | 9.273 | 9.409 |
| Sulawesi Utara | 8.900 | 8.900 | 9.100 | 9.200 | 9.200 | 9.300 |
| Sulawesi Tengah | 9.000 | 8.611 | 9.111 | 9.000 | 9.000 | 9.000 |
| Sulawesi Selatan | 9.375 | 8.875 | 9.000 | 8.000 | 7.750 | 11.500 |
| Sulawesi Tenggara | 9.276 | 9.556 | 9.438 | 9.456 | 9.015 | 9.015 |
| Gorontalo | 11.667 | 11.667 | 12.667 | 12.667 | 12.667 | 11.000 |
| Sulawesi Barat | 7.444 | 7.444 | 7.444 | 7.444 | 7.778 | 7.778 |
| Maluku | 9.417 | 9.667 | 9.667 | 9.667 | 9.667 | 9.667 |
| Maluku Utara | 12.063 | 12.188 | 12.188 | 12.563 | 12.563 | 12.563 |
| Papua Barat | 10.875 | 10.750 | 10.875 | 10.875 | 12.500 | 12.500 |
| Papua | 12.714 | 12.857 | 12.857 | 13.143 | 13.143 | 13.571 |
| Nasional | 8.396 | 8.406 | 8.472 | 8.495 | 8.568 | 8.729 |

Tabel 1.109: Lanjutan

| Provinsi | Juli | Agustus | September | Oktober | November | Desember | Rata-rata |
|--------------------------|--------------|----------------|------------------|----------------|-----------------|-----------------|------------------|
| (1) | (8) | (9) | (10) | (11) | (12) | (13) | (14) |
| Nanggroe Aceh Darussalam | 8.714 | 8.714 | 8.857 | 8.857 | 8.857 | 8.857 | 8.810 |
| Sumatera Utara | 9.250 | 9.250 | 9.250 | 9.250 | 9.250 | 9.250 | 9.168 |
| Sumatera Barat | 10.667 | 10.667 | 10.833 | 10.667 | 10.667 | 10.667 | 9.764 |
| Riau | 9.214 | 9.214 | 10.000 | 10.000 | 10.000 | 10.429 | 9.202 |
| Jambi | 9.167 | 9.167 | 9.167 | 9.167 | 9.167 | 9.167 | 9.132 |
| Sumatera Selatan | 8.200 | 8.200 | 8.200 | 8.200 | 8.200 | 8.200 | 8.258 |
| Bengkulu | 8.917 | 8.917 | 8.917 | 8.917 | 8.917 | 8.917 | 8.639 |
| Lampung | 9.625 | 9.750 | 9.750 | 9.813 | 9.563 | 9.188 | 9.589 |
| Bangka Belitung | 8.400 | 8.400 | 8.400 | 8.600 | 8.400 | 8.400 | 8.467 |
| Kepulauan Riau | 8.083 | 8.083 | 8.083 | 8.250 | 8.250 | 8.250 | 8.021 |
| Jawa Barat | 7.336 | 7.336 | 7.353 | 7.388 | 7.595 | 7.664 | 7.376 |
| Jawa Tengah | 6.106 | 5.989 | 5.888 | 5.940 | 5.972 | 5.969 | 6.006 |
| D. I. Yogyakarta | 5.200 | 5.300 | 5.300 | 5.300 | 5.300 | 5.300 | 5.283 |
| Jawa Timur | 6.861 | 6.951 | 6.795 | 6.884 | 6.967 | 6.960 | 6.639 |
| Banten | 7.409 | 7.409 | 7.409 | 7.409 | 7.409 | 7.409 | 7.326 |
| Bali | 5.750 | 6.000 | 6.250 | 6.150 | 6.050 | 6.050 | 5.858 |
| Nusa Tenggara Barat | 5.571 | 5.857 | 5.143 | 5.143 | 5.143 | 5.286 | 5.226 |
| Nusa Tenggara Timur | 4.833 | 4.833 | 4.833 | 4.833 | 4.833 | 4.833 | 4.833 |
| Kalimantan Barat | 10.700 | 10.700 | 10.800 | 11.000 | 11.000 | 11.200 | 10.575 |
| Kalimantan Tengah | 8.800 | 8.800 | 8.943 | 8.943 | 8.943 | 8.943 | 8.470 |
| Kalimantan Selatan | 7.531 | 7.531 | 7.563 | 8.000 | 7.813 | 7.813 | 7.646 |
| Kalimantan Timur | 8.773 | 8.864 | 8.864 | 8.864 | 8.864 | 8.864 | 8.989 |
| Sulawesi Utara | 9.300 | 9.300 | 9.200 | 9.300 | 9.300 | 9.300 | 9.192 |
| Sulawesi Tengah | 9.444 | 9.444 | 9.444 | 9.444 | 9.444 | 9.667 | 9.218 |
| Sulawesi Selatan | 11.625 | 11.625 | 11.375 | 11.375 | 11.375 | 11.375 | 10.271 |
| Sulawesi Tenggara | 9.015 | 8.779 | 8.779 | 8.779 | 8.779 | 8.721 | 9.051 |
| Gorontalo | 12.667 | 10.942 | 10.942 | 11.608 | 11.608 | 11.608 | 11.809 |
| Sulawesi Barat | 7.778 | 7.778 | 7.778 | 7.944 | 7.944 | 7.778 | 7.694 |
| Maluku | 9.667 | 9.667 | 9.667 | 9.667 | 9.833 | 9.833 | 9.674 |
| Maluku Utara | 12.563 | 12.563 | 12.563 | 12.563 | 12.563 | 12.563 | 12.458 |
| Papua Barat | 12.500 | 12.500 | 12.500 | 12.500 | 12.500 | 12.500 | 11.948 |
| Papua | 13.571 | 14.143 | 13.571 | 13.571 | 14.286 | 14.286 | 13.476 |
| Nasional | 8.851 | 8.834 | 8.826 | 8.885 | 8.900 | 8.914 | 8.690 |

Tabel 1.110
Harga Konsumen Perdesaan Kelompok Bahan Makanan, 2008
Gula Merah (Rp/Kg)

| Provinsi | Januari | Februari | Maret | April | Mei | Juni |
|--------------------------|--------------|--------------|--------------|--------------|--------------|--------------|
| (1) | (2) | (3) | (4) | (5) | (6) | (7) |
| Nanggroe Aceh Darussalam | 8.656 | 8.844 | 8.906 | 8.844 | 9.156 | 9.188 |
| Sumatera Utara | 9.885 | 10.115 | 10.212 | 10.288 | 10.429 | 10.692 |
| Sumatera Barat | 8.250 | 8.333 | 8.333 | 8.533 | 8.679 | 8.792 |
| Riau | 7.000 | 7.132 | 7.184 | 7.184 | 7.263 | 7.263 |
| Jambi | 8.000 | 7.978 | 8.130 | 8.652 | 8.783 | 8.804 |
| Sumatera Selatan | 8.060 | 8.140 | 8.100 | 8.340 | 8.380 | 8.620 |
| Bengkulu | 8.472 | 8.472 | 8.361 | 8.472 | 8.778 | 8.917 |
| Lampung | 6.025 | 6.025 | 5.950 | 5.950 | 6.075 | 6.125 |
| Bangka Belitung | 8.781 | 8.781 | 8.781 | 8.781 | 9.000 | 9.094 |
| Kepulauan Riau | 7.500 | 7.500 | 7.563 | 7.625 | 7.625 | 7.663 |
| Jawa Barat | 7.242 | 7.325 | 7.079 | 6.985 | 7.028 | 7.070 |
| Jawa Tengah | 6.104 | 5.957 | 5.838 | 5.797 | 5.800 | 5.773 |
| D. I. Yogyakarta | 7.565 | 6.790 | 6.275 | 6.540 | 6.378 | 6.240 |
| Jawa Timur | 5.637 | 5.596 | 5.484 | 5.499 | 5.607 | 5.602 |
| Banten | 8.190 | 8.143 | 8.167 | 7.952 | 8.143 | 8.190 |
| Bali | 7.321 | 7.250 | 6.982 | 7.214 | 7.696 | 7.982 |
| Nusa Tenggara Barat | 7.806 | 7.982 | 8.394 | 8.571 | 8.835 | 8.747 |
| Nusa Tenggara Timur | 6.600 | 6.600 | 6.600 | 7.350 | 7.350 | 7.550 |
| Kalimantan Barat | 7.804 | 7.817 | 7.978 | 7.978 | 8.130 | 8.174 |
| Kalimantan Tengah | 8.826 | 8.739 | 8.361 | 8.600 | 8.861 | 9.035 |
| Kalimantan Selatan | 8.333 | 8.333 | 8.405 | 8.405 | 8.333 | 8.476 |
| Kalimantan Timur | 10.813 | 10.813 | 11.094 | 11.156 | 11.188 | 11.688 |
| Sulawesi Utara | 6.550 | 6.650 | 6.650 | 6.750 | 6.750 | 7.200 |
| Sulawesi Tengah | 7.750 | 7.432 | 7.409 | 7.386 | 8.045 | 8.182 |
| Sulawesi Selatan | 6.875 | 6.625 | 6.625 | 6.917 | 7.250 | 7.917 |
| Sulawesi Tenggara | 6.764 | 6.784 | 6.715 | 6.860 | 6.953 | 6.997 |
| Gorontalo | 7.818 | 7.318 | 7.345 | 7.664 | 7.682 | 7.818 |
| Sulawesi Barat | 7.607 | 7.393 | 7.832 | 7.511 | 7.611 | 7.504 |
| Maluku | 8.909 | 8.909 | 8.909 | 8.909 | 9.091 | 9.227 |
| Maluku Utara | 11.205 | 11.250 | 11.250 | 11.273 | 11.818 | 11.734 |
| Papua Barat | 11.857 | 11.857 | 11.857 | 11.857 | 11.857 | 11.857 |
| Papua | 12.842 | 12.421 | 12.421 | 12.316 | 12.421 | 13.263 |
| Nasional | 8.158 | 8.103 | 8.100 | 8.193 | 8.344 | 8.481 |

Tabel 1.110: Lanjutan

| Provinsi | Juli | Agustus | September | Oktober | November | Desember | Rata-rata |
|--------------------------|--------------|----------------|------------------|----------------|-----------------|-----------------|------------------|
| (1) | (8) | (9) | (10) | (11) | (12) | (13) | (14) |
| Nanggroe Aceh Darussalam | 9.063 | 9.063 | 9.375 | 8.969 | 9.281 | 9.281 | 9.052 |
| Sumatera Utara | 10.865 | 10.846 | 11.000 | 10.962 | 10.885 | 10.808 | 10.582 |
| Sumatera Barat | 8.917 | 9.104 | 9.604 | 9.621 | 9.496 | 9.496 | 8.930 |
| Riau | 7.395 | 7.395 | 7.395 | 7.421 | 7.526 | 7.842 | 7.333 |
| Jambi | 8.935 | 8.978 | 9.348 | 9.348 | 9.391 | 9.391 | 8.812 |
| Sumatera Selatan | 9.040 | 9.440 | 10.000 | 9.920 | 10.040 | 10.120 | 9.017 |
| Bengkulu | 8.750 | 9.417 | 9.861 | 9.750 | 9.861 | 9.694 | 9.067 |
| Lampung | 6.125 | 6.900 | 7.425 | 7.450 | 7.925 | 7.850 | 6.652 |
| Bangka Belitung | 9.094 | 9.094 | 9.031 | 9.031 | 9.156 | 9.156 | 8.982 |
| Kepulauan Riau | 7.913 | 8.100 | 8.100 | 8.100 | 8.100 | 8.100 | 7.824 |
| Jawa Barat | 7.048 | 7.255 | 7.433 | 7.472 | 7.446 | 7.528 | 7.243 |
| Jawa Tengah | 5.803 | 5.975 | 6.237 | 6.420 | 6.501 | 6.729 | 6.078 |
| D. I. Yogyakarta | 6.428 | 6.710 | 7.315 | 7.365 | 7.395 | 7.590 | 6.883 |
| Jawa Timur | 5.536 | 5.587 | 5.685 | 5.840 | 5.907 | 6.141 | 5.677 |
| Banten | 8.357 | 8.643 | 9.048 | 8.929 | 9.095 | 9.119 | 8.498 |
| Bali | 7.946 | 8.018 | 8.411 | 8.214 | 8.268 | 8.143 | 7.787 |
| Nusa Tenggara Barat | 8.747 | 8.865 | 8.924 | 8.924 | 8.924 | 8.982 | 8.642 |
| Nusa Tenggara Timur | 8.500 | 8.500 | 8.500 | 8.500 | 8.500 | 8.500 | 7.754 |
| Kalimantan Barat | 8.217 | 8.217 | 8.239 | 8.239 | 8.239 | 8.370 | 8.117 |
| Kalimantan Tengah | 9.165 | 8.948 | 8.948 | 8.861 | 8.861 | 8.861 | 8.839 |
| Kalimantan Selatan | 8.476 | 8.476 | 8.524 | 8.714 | 8.762 | 8.786 | 8.502 |
| Kalimantan Timur | 11.719 | 11.563 | 11.625 | 11.625 | 11.625 | 11.625 | 11.378 |
| Sulawesi Utara | 7.400 | 7.700 | 7.400 | 7.400 | 7.400 | 7.250 | 7.092 |
| Sulawesi Tengah | 8.432 | 8.523 | 8.545 | 8.773 | 8.507 | 8.507 | 8.124 |
| Sulawesi Selatan | 8.083 | 8.083 | 8.125 | 7.958 | 7.833 | 8.000 | 7.524 |
| Sulawesi Tenggara | 7.065 | 7.091 | 7.139 | 7.371 | 7.275 | 7.275 | 7.024 |
| Gorontalo | 7.818 | 7.909 | 8.318 | 7.909 | 7.818 | 8.091 | 7.792 |
| Sulawesi Barat | 7.529 | 7.457 | 7.679 | 7.714 | 7.393 | 7.679 | 7.576 |
| Maluku | 9.227 | 9.227 | 9.227 | 9.773 | 9.773 | 9.773 | 9.246 |
| Maluku Utara | 11.734 | 11.734 | 11.734 | 11.916 | 11.955 | 11.955 | 11.630 |
| Papua Barat | 11.857 | 12.143 | 12.143 | 12.143 | 12.071 | 12.071 | 11.964 |
| Papua | 13.263 | 13.368 | 13.632 | 13.632 | 13.579 | 14.316 | 13.123 |
| Nasional | 8.576 | 8.698 | 8.874 | 8.883 | 8.900 | 8.970 | 8.523 |

Tabel 1.111
Harga Konsumen Perdesaan Kelompok Bahan Makanan, 2008
Ketumbar (Rp/Ons)

| Provinsi | Januari | Februari | Maret | April | Mei | Juni |
|--------------------------|--------------|--------------|--------------|--------------|--------------|--------------|
| (1) | (2) | (3) | (4) | (5) | (6) | (7) |
| Nanggroe Aceh Darussalam | 1.750 | 1.938 | 2.063 | 2.188 | 2.313 | 2.438 |
| Sumatera Utara | 2.520 | 2.520 | 2.520 | 2.500 | 2.470 | 2.720 |
| Sumatera Barat | 2.700 | 2.700 | 2.700 | 2.700 | 2.833 | 2.833 |
| Riau | 2.150 | 2.150 | 2.188 | 2.250 | 2.313 | 2.325 |
| Jambi | 2.578 | 2.578 | 2.967 | 2.944 | 2.944 | 2.944 |
| Sumatera Selatan | 2.523 | 2.523 | 2.523 | 2.523 | 2.523 | 2.523 |
| Bengkulu | 1.900 | 1.900 | 2.200 | 2.200 | 2.400 | 2.600 |
| Lampung | 1.986 | 1.986 | 2.386 | 2.543 | 2.543 | 2.543 |
| Bangka Belitung | 2.800 | 2.800 | 2.800 | 2.800 | 2.900 | 2.800 |
| Kepulauan Riau | 2.950 | 2.950 | 2.950 | 2.950 | 2.950 | 3.070 |
| Jawa Barat | 2.021 | 2.021 | 2.104 | 2.119 | 2.154 | 2.174 |
| Jawa Tengah | 2.028 | 2.072 | 2.133 | 2.150 | 2.171 | 2.189 |
| D. I. Yogyakarta | 2.271 | 2.354 | 2.421 | 2.379 | 2.338 | 2.417 |
| Jawa Timur | 2.717 | 2.730 | 2.744 | 2.922 | 2.871 | 2.880 |
| Banten | 1.900 | 1.800 | 1.900 | 1.850 | 2.050 | 1.980 |
| Bali | 3.850 | 3.850 | 3.850 | 4.065 | 4.065 | 4.065 |
| Nusa Tenggara Barat | 3.400 | 3.470 | 3.590 | 3.490 | 3.600 | 3.510 |
| Nusa Tenggara Timur | 3.278 | 3.111 | 2.889 | 3.389 | 3.389 | 3.389 |
| Kalimantan Barat | 2.519 | 2.519 | 2.519 | 2.581 | 2.738 | 2.706 |
| Kalimantan Tengah | 3.750 | 3.705 | 3.659 | 3.659 | 3.841 | 4.023 |
| Kalimantan Selatan | 2.429 | 2.429 | 2.429 | 2.500 | 2.586 | 2.800 |
| Kalimantan Timur | 3.275 | 3.275 | 3.775 | 3.713 | 3.963 | 4.375 |
| Sulawesi Utara | 2.611 | 2.722 | 2.778 | 2.833 | 2.833 | 3.167 |
| Sulawesi Tengah | 1.593 | 1.627 | 1.747 | 1.813 | 1.867 | 2.020 |
| Sulawesi Selatan | 1.822 | 2.011 | 1.933 | 1.956 | 1.844 | 1.844 |
| Sulawesi Tenggara | 1.955 | 2.058 | 2.058 | 2.022 | 2.062 | 2.062 |
| Gorontalo | 2.688 | 2.638 | 2.813 | 2.800 | 2.800 | 2.750 |
| Sulawesi Barat | 2.350 | 2.350 | 2.300 | 2.300 | 2.300 | 2.400 |
| Maluku | 5.389 | 5.444 | 5.889 | 5.889 | 5.944 | 5.944 |
| Maluku Utara | 5.000 | 5.045 | 5.045 | 5.136 | 5.136 | 5.182 |
| Papua Barat | 4.625 | 4.625 | 4.625 | 4.250 | 4.500 | 5.000 |
| Papua | 4.625 | 4.875 | 4.875 | 4.500 | 4.750 | 4.750 |
| Nasional | 2.811 | 2.837 | 2.918 | 2.935 | 3.000 | 3.076 |

Tabel 1.111: Lanjutan

| Provinsi | Juli | Agustus | September | Oktober | November | Desember | Rata-rata |
|--------------------------|--------------|----------------|------------------|----------------|-----------------|-----------------|------------------|
| (1) | (8) | (9) | (10) | (11) | (12) | (13) | (14) |
| Nanggroe Aceh Darussalam | 2.563 | 2.625 | 2.750 | 2.750 | 2.750 | 2.813 | 2.411 |
| Sumatera Utara | 2.720 | 2.720 | 2.720 | 2.770 | 2.720 | 2.670 | 2.631 |
| Sumatera Barat | 2.833 | 2.833 | 2.833 | 2.833 | 2.833 | 2.867 | 2.792 |
| Riau | 2.350 | 2.350 | 2.563 | 2.625 | 2.563 | 2.563 | 2.366 |
| Jambi | 2.944 | 2.944 | 2.944 | 2.944 | 2.944 | 2.944 | 2.885 |
| Sumatera Selatan | 2.750 | 2.750 | 2.795 | 2.750 | 2.750 | 2.750 | 2.640 |
| Bengkulu | 2.600 | 2.600 | 2.600 | 2.600 | 2.800 | 2.800 | 2.433 |
| Lampung | 2.543 | 2.471 | 2.471 | 2.614 | 2.214 | 2.214 | 2.376 |
| Bangka Belitung | 2.800 | 2.800 | 2.800 | 2.800 | 2.800 | 2.850 | 2.813 |
| Kepulauan Riau | 3.070 | 3.070 | 3.070 | 3.070 | 3.070 | 3.070 | 3.020 |
| Jawa Barat | 2.209 | 2.294 | 2.286 | 2.286 | 2.286 | 2.334 | 2.191 |
| Jawa Tengah | 2.203 | 2.220 | 2.242 | 2.234 | 2.205 | 2.206 | 2.171 |
| D. I. Yogyakarta | 2.421 | 2.504 | 2.554 | 2.517 | 2.579 | 2.538 | 2.441 |
| Jawa Timur | 2.942 | 2.931 | 2.937 | 2.912 | 2.931 | 2.969 | 2.874 |
| Banten | 2.030 | 1.890 | 1.890 | 1.880 | 1.930 | 1.930 | 1.919 |
| Bali | 4.027 | 4.027 | 4.027 | 4.027 | 3.796 | 3.796 | 3.954 |
| Nusa Tenggara Barat | 3.810 | 3.560 | 3.610 | 3.610 | 3.560 | 3.660 | 3.573 |
| Nusa Tenggara Timur | 3.417 | 3.417 | 3.417 | 3.556 | 3.556 | 3.556 | 3.363 |
| Kalimantan Barat | 2.738 | 2.738 | 2.738 | 2.800 | 2.800 | 2.738 | 2.678 |
| Kalimantan Tengah | 4.068 | 4.068 | 3.909 | 3.909 | 3.955 | 3.909 | 3.871 |
| Kalimantan Selatan | 2.800 | 2.800 | 2.871 | 2.800 | 2.800 | 2.800 | 2.670 |
| Kalimantan Timur | 4.375 | 4.375 | 4.375 | 4.375 | 4.375 | 4.375 | 4.052 |
| Sulawesi Utara | 3.167 | 3.167 | 3.167 | 3.167 | 3.167 | 3.167 | 2.995 |
| Sulawesi Tengah | 2.020 | 2.053 | 2.087 | 2.087 | 2.087 | 2.187 | 1.932 |
| Sulawesi Selatan | 1.856 | 1.856 | 1.867 | 1.867 | 1.867 | 1.756 | 1.873 |
| Sulawesi Tenggara | 2.062 | 2.062 | 2.087 | 2.112 | 2.087 | 2.087 | 2.060 |
| Gorontalo | 2.750 | 2.738 | 2.738 | 2.913 | 2.663 | 2.825 | 2.759 |
| Sulawesi Barat | 2.450 | 2.450 | 2.450 | 2.450 | 2.450 | 2.450 | 2.392 |
| Maluku | 6.167 | 6.167 | 6.167 | 6.167 | 6.167 | 6.167 | 5.958 |
| Maluku Utara | 5.182 | 5.182 | 5.182 | 5.182 | 5.227 | 5.227 | 5.144 |
| Papua Barat | 5.000 | 5.000 | 5.000 | 5.250 | 5.000 | 5.000 | 4.823 |
| Papua | 4.750 | 4.750 | 4.750 | 4.750 | 4.750 | 4.750 | 4.740 |
| Nasional | 3.113 | 3.107 | 3.122 | 3.144 | 3.115 | 3.124 | 3.025 |

Tabel 1.112
Harga Konsumen Perdesaan Kelompok Bahan Makanan, 2008
Jinten (Rp/Ons)

| Provinsi | Januari | Februari | Maret | April | Mei | Juni |
|--------------------------|--------------|--------------|--------------|--------------|--------------|--------------|
| (1) | (2) | (3) | (4) | (5) | (6) | (7) |
| Nanggroe Aceh Darussalam | 2.900 | 3.300 | 3.300 | 3.300 | 3.300 | 3.300 |
| Sumatera Utara | 4.100 | 4.100 | 4.100 | 4.100 | 4.100 | 4.200 |
| Sumatera Barat | 3.000 | 3.000 | 3.000 | 3.000 | 3.000 | 3.000 |
| Riau | 2.543 | 2.543 | 2.686 | 2.686 | 2.686 | 2.686 |
| Jambi | 4.700 | 4.843 | 4.986 | 4.986 | 4.843 | 4.843 |
| Sumatera Selatan | 3.900 | 3.900 | 4.100 | 4.100 | 4.100 | 4.200 |
| Bengkulu | 5.500 | 5.500 | 5.500 | 5.500 | 5.600 | 5.600 |
| Lampung | 3.125 | 3.125 | 3.250 | 3.250 | 3.250 | 3.375 |
| Bangka Belitung | 1.833 | 2.000 | 2.000 | 2.100 | 2.100 | 2.100 |
| Kepulauan Riau | 4.700 | 4.700 | 4.700 | 4.700 | 4.700 | 4.720 |
| Jawa Barat | 4.132 | 4.405 | 4.405 | 4.423 | 4.427 | 4.423 |
| Jawa Tengah | 3.119 | 3.119 | 3.100 | 3.062 | 2.938 | 3.100 |
| D. I. Yogyakarta | 2.833 | 2.833 | 2.833 | 2.833 | 2.833 | 2.833 |
| Jawa Timur | 3.054 | 3.052 | 3.167 | 3.188 | 3.220 | 3.317 |
| Banten | 3.000 | 3.000 | 3.000 | 3.000 | 3.000 | 3.500 |
| Bali | 2.250 | 2.250 | 2.375 | 2.375 | 2.438 | 2.438 |
| Nusa Tenggara Barat | 3.357 | 3.429 | 3.457 | 3.457 | 3.457 | 3.729 |
| Nusa Tenggara Timur | 2.500 | 2.625 | 2.625 | 2.750 | 2.750 | 2.750 |
| Kalimantan Barat | 3.682 | 3.682 | 3.682 | 3.682 | 3.682 | 3.682 |
| Kalimantan Tengah | 4.056 | 4.278 | 4.500 | 4.556 | 5.167 | 5.111 |
| Kalimantan Selatan | 4.250 | 4.250 | 4.250 | 4.250 | 4.438 | 4.713 |
| Kalimantan Timur | 5.167 | 5.167 | 5.667 | 5.667 | 6.000 | 6.083 |
| Sulawesi Utara | 3.083 | 3.083 | 3.083 | 3.083 | 3.083 | 3.583 |
| Sulawesi Tengah | 2.708 | 2.708 | 2.858 | 2.817 | 2.817 | 2.775 |
| Sulawesi Selatan | 2.000 | 2.100 | 2.100 | 2.100 | 2.000 | 2.000 |
| Sulawesi Tenggara | 2.892 | 2.868 | 2.789 | 2.789 | 2.884 | 2.963 |
| Gorontalo | 3.833 | 4.122 | 4.233 | 4.211 | 4.211 | 4.211 |
| Sulawesi Barat | 3.700 | 3.700 | 3.700 | 3.700 | 3.700 | 4.033 |
| Maluku | 5.944 | 5.944 | 6.333 | 6.278 | 6.333 | 6.333 |
| Maluku Utara | 5.200 | 5.300 | 5.300 | 5.450 | 5.450 | 5.700 |
| Papua Barat | 5.875 | 5.875 | 5.875 | 6.000 | 6.250 | 6.500 |
| Papua | 5.333 | 5.500 | 5.500 | 5.500 | 5.833 | 5.833 |
| Nasional | 3.696 | 3.759 | 3.827 | 3.840 | 3.893 | 3.989 |

Tabel 1.112: Lanjutan

| Provinsi | Juli | Agustus | September | Oktober | November | Desember | Rata-rata |
|--------------------------|--------------|----------------|------------------|----------------|-----------------|-----------------|------------------|
| (1) | (8) | (9) | (10) | (11) | (12) | (13) | (14) |
| Nanggroe Aceh Darussalam | 3.300 | 3.300 | 3.800 | 3.800 | 3.800 | 3.800 | 3.433 |
| Sumatera Utara | 4.200 | 4.200 | 4.200 | 4.200 | 4.100 | 4.100 | 4.142 |
| Sumatera Barat | 3.000 | 3.000 | 3.000 | 3.500 | 3.500 | 3.500 | 3.125 |
| Riau | 2.757 | 2.757 | 2.786 | 2.857 | 2.857 | 2.857 | 2.725 |
| Jambi | 4.843 | 4.843 | 4.843 | 4.843 | 4.843 | 4.700 | 4.843 |
| Sumatera Selatan | 4.000 | 4.000 | 4.000 | 4.000 | 4.000 | 4.000 | 4.025 |
| Bengkulu | 5.750 | 5.750 | 5.750 | 5.750 | 5.750 | 5.750 | 5.642 |
| Lampung | 3.375 | 3.500 | 3.625 | 3.625 | 3.750 | 3.750 | 3.417 |
| Bangka Belitung | 2.100 | 2.233 | 2.233 | 2.233 | 2.233 | 2.333 | 2.125 |
| Kepulauan Riau | 4.720 | 4.720 | 4.720 | 4.720 | 4.720 | 4.720 | 4.712 |
| Jawa Barat | 4.377 | 4.832 | 5.109 | 5.109 | 4.836 | 4.836 | 4.609 |
| Jawa Tengah | 3.169 | 3.150 | 3.196 | 3.273 | 3.227 | 3.231 | 3.140 |
| D. I. Yogyakarta | 2.833 | 2.833 | 2.917 | 2.917 | 2.917 | 2.917 | 2.861 |
| Jawa Timur | 3.344 | 3.348 | 3.390 | 3.428 | 3.419 | 3.377 | 3.275 |
| Banten | 3.500 | 3.500 | 3.500 | 3.500 | 3.500 | 3.500 | 3.292 |
| Bali | 2.438 | 2.438 | 2.438 | 2.500 | 2.500 | 2.500 | 2.411 |
| Nusa Tenggara Barat | 3.786 | 3.671 | 3.386 | 3.386 | 3.386 | 3.386 | 3.490 |
| Nusa Tenggara Timur | 2.750 | 2.750 | 2.750 | 2.750 | 2.750 | 2.750 | 2.708 |
| Kalimantan Barat | 3.682 | 3.682 | 3.682 | 3.682 | 3.682 | 3.682 | 3.682 |
| Kalimantan Tengah | 5.222 | 5.256 | 5.256 | 5.256 | 5.256 | 5.256 | 4.931 |
| Kalimantan Selatan | 4.713 | 4.713 | 4.775 | 4.438 | 4.438 | 4.438 | 4.472 |
| Kalimantan Timur | 6.083 | 6.083 | 6.083 | 6.083 | 6.083 | 6.083 | 5.854 |
| Sulawesi Utara | 3.417 | 3.417 | 3.417 | 3.417 | 3.417 | 3.417 | 3.292 |
| Sulawesi Tengah | 2.858 | 2.900 | 2.817 | 2.792 | 2.792 | 3.108 | 2.829 |
| Sulawesi Selatan | 2.000 | 2.000 | 2.000 | 2.000 | 2.000 | 2.000 | 2.025 |
| Sulawesi Tenggara | 2.963 | 2.963 | 2.963 | 2.963 | 2.963 | 2.963 | 2.914 |
| Gorontalo | 4.211 | 4.100 | 4.100 | 4.200 | 3.978 | 4.111 | 4.127 |
| Sulawesi Barat | 4.117 | 4.117 | 4.117 | 4.117 | 4.117 | 4.117 | 3.936 |
| Maluku | 6.556 | 6.556 | 6.333 | 6.333 | 6.333 | 6.333 | 6.301 |
| Maluku Utara | 5.700 | 5.700 | 5.700 | 5.800 | 5.800 | 5.800 | 5.575 |
| Papua Barat | 6.500 | 6.500 | 6.500 | 6.500 | 6.500 | 6.500 | 6.281 |
| Papua | 5.833 | 5.833 | 5.833 | 5.833 | 5.833 | 5.833 | 5.708 |
| Nasional | 4.003 | 4.020 | 4.038 | 4.056 | 4.040 | 4.051 | 3.934 |

Tabel 1.113
Harga Konsumen Perdesaan Kelompok Bahan Makanan, 2008
Kerupuk (Rp/Kg)

| Provinsi | Januari | Februari | Maret | April | Mei | Juni |
|--------------------------|---------------|---------------|---------------|---------------|---------------|---------------|
| (1) | (2) | (3) | (4) | (5) | (6) | (7) |
| Nanggroe Aceh Darussalam | 8.609 | 8.739 | 8.739 | 8.870 | 8.652 | 8.739 |
| Sumatera Utara | 8.194 | 8.306 | 8.306 | 8.333 | 8.333 | 8.417 |
| Sumatera Barat | 11.553 | 11.263 | 11.263 | 11.263 | 11.579 | 11.579 |
| Riau | 12.500 | 12.559 | 12.559 | 12.559 | 12.588 | 12.588 |
| Jambi | 11.375 | 11.646 | 11.646 | 11.813 | 11.854 | 12.229 |
| Sumatera Selatan | 16.340 | 16.700 | 16.940 | 16.900 | 16.940 | 17.100 |
| Bengkulu | 11.636 | 11.664 | 13.682 | 13.909 | 13.909 | 14.818 |
| Lampung | 11.440 | 11.560 | 11.600 | 11.640 | 11.660 | 12.020 |
| Bangka Belitung | 25.000 | 25.000 | 25.000 | 25.000 | 25.000 | 24.000 |
| Kepulauan Riau | 24.154 | 24.154 | 24.154 | 24.923 | 25.077 | 25.231 |
| Jawa Barat | 9.166 | 9.138 | 9.206 | 9.147 | 9.485 | 9.873 |
| Jawa Tengah | 10.526 | 10.580 | 10.602 | 10.648 | 10.925 | 11.183 |
| D. I. Yogyakarta | 11.028 | 11.028 | 11.139 | 11.139 | 11.333 | 11.333 |
| Jawa Timur | 10.421 | 10.470 | 10.590 | 10.666 | 10.674 | 11.125 |
| Banten | 10.692 | 10.692 | 10.538 | 10.500 | 10.577 | 11.500 |
| Bali | 13.212 | 13.212 | 13.250 | 13.288 | 13.385 | 13.462 |
| Nusa Tenggara Barat | 10.400 | 11.367 | 11.433 | 11.567 | 11.567 | 11.500 |
| Nusa Tenggara Timur | 10.011 | 10.011 | 10.011 | 10.033 | 10.033 | 10.033 |
| Kalimantan Barat | 12.840 | 12.800 | 13.000 | 13.120 | 12.960 | 13.480 |
| Kalimantan Tengah | 15.750 | 16.036 | 16.393 | 16.482 | 16.482 | 16.732 |
| Kalimantan Selatan | 10.879 | 10.879 | 10.976 | 11.008 | 11.073 | 11.073 |
| Kalimantan Timur | 11.976 | 11.976 | 12.119 | 12.238 | 12.667 | 13.143 |
| Sulawesi Utara | 10.462 | 10.462 | 10.577 | 10.962 | 10.962 | 10.962 |
| Sulawesi Tengah | 9.400 | 9.491 | 9.491 | 9.536 | 9.567 | 9.764 |
| Sulawesi Selatan | 8.969 | 9.281 | 9.656 | 9.781 | 10.406 | 10.781 |
| Sulawesi Tenggara | 9.450 | 9.429 | 9.411 | 9.429 | 9.750 | 9.804 |
| Gorontalo | 9.758 | 9.758 | 9.717 | 9.592 | 9.758 | 10.092 |
| Sulawesi Barat | 8.171 | 8.314 | 8.457 | 8.421 | 8.357 | 8.536 |
| Maluku | 13.469 | 13.469 | 13.531 | 14.125 | 14.469 | 14.469 |
| Maluku Utara | 14.591 | 14.795 | 14.659 | 14.659 | 14.636 | 14.682 |
| Papua Barat | 16.000 | 16.000 | 16.000 | 16.200 | 16.200 | 16.200 |
| Papua | 12.125 | 12.125 | 12.042 | 12.167 | 12.125 | 12.667 |
| Nasional | 12.191 | 12.278 | 12.396 | 12.497 | 12.593 | 12.785 |

Tabel 1.113: Lanjutan

| Provinsi | Juli | Agustus | September | Oktober | November | Desember | Rata-rata |
|--------------------------|---------------|----------------|------------------|----------------|-----------------|-----------------|------------------|
| (1) | (8) | (9) | (10) | (11) | (12) | (13) | (14) |
| Nanggroe Aceh Darussalam | 9.000 | 9.022 | 9.000 | 9.000 | 9.000 | 9.000 | 8.864 |
| Sumatera Utara | 8.667 | 8.917 | 9.139 | 9.139 | 9.250 | 9.278 | 8.690 |
| Sumatera Barat | 11.632 | 11.737 | 12.316 | 12.289 | 12.605 | 12.868 | 11.829 |
| Riau | 12.941 | 12.941 | 12.824 | 12.824 | 12.882 | 12.882 | 12.721 |
| Jambi | 12.354 | 12.896 | 12.896 | 12.938 | 12.938 | 12.938 | 12.293 |
| Sumatera Selatan | 16.660 | 16.660 | 17.660 | 17.660 | 17.420 | 17.380 | 17.030 |
| Bengkulu | 14.818 | 15.091 | 15.182 | 15.182 | 15.182 | 15.182 | 14.188 |
| Lampung | 12.020 | 12.140 | 12.220 | 12.300 | 12.840 | 12.840 | 12.023 |
| Bangka Belitung | 24.000 | 24.000 | 24.000 | 24.000 | 25.000 | 25.000 | 24.583 |
| Kepulauan Riau | 25.231 | 26.538 | 25.154 | 25.154 | 25.154 | 25.154 | 25.006 |
| Jawa Barat | 10.151 | 10.347 | 10.480 | 10.524 | 10.505 | 10.594 | 9.885 |
| Jawa Tengah | 11.362 | 11.420 | 11.534 | 11.517 | 11.579 | 11.700 | 11.131 |
| D. I. Yogyakarta | 11.833 | 11.833 | 12.056 | 12.278 | 12.306 | 12.417 | 11.644 |
| Jawa Timur | 11.217 | 11.325 | 11.724 | 11.750 | 11.842 | 11.910 | 11.143 |
| Banten | 11.577 | 11.635 | 11.865 | 11.827 | 12.146 | 12.108 | 11.305 |
| Bali | 13.538 | 13.538 | 13.712 | 13.750 | 13.788 | 13.865 | 13.500 |
| Nusa Tenggara Barat | 11.567 | 11.567 | 12.033 | 12.033 | 12.033 | 12.067 | 11.594 |
| Nusa Tenggara Timur | 10.141 | 10.293 | 10.293 | 10.293 | 10.293 | 10.304 | 10.146 |
| Kalimantan Barat | 13.480 | 13.480 | 14.060 | 13.740 | 13.740 | 13.740 | 13.370 |
| Kalimantan Tengah | 16.911 | 17.125 | 17.250 | 17.357 | 17.357 | 17.357 | 16.769 |
| Kalimantan Selatan | 11.419 | 11.419 | 11.548 | 11.694 | 11.790 | 11.806 | 11.297 |
| Kalimantan Timur | 13.238 | 13.286 | 13.476 | 13.524 | 13.286 | 13.381 | 12.859 |
| Sulawesi Utara | 10.962 | 11.115 | 11.115 | 11.154 | 11.154 | 11.154 | 10.920 |
| Sulawesi Tengah | 9.748 | 9.779 | 9.779 | 9.809 | 9.794 | 9.794 | 9.663 |
| Sulawesi Selatan | 10.781 | 10.781 | 10.906 | 10.906 | 10.906 | 10.906 | 10.339 |
| Sulawesi Tenggara | 9.804 | 9.804 | 9.875 | 9.911 | 9.911 | 9.911 | 9.707 |
| Gorontalo | 10.092 | 10.467 | 10.467 | 10.675 | 10.675 | 10.675 | 10.144 |
| Sulawesi Barat | 9.036 | 9.107 | 9.107 | 9.179 | 9.179 | 9.179 | 8.754 |
| Maluku | 14.563 | 14.563 | 14.750 | 14.781 | 14.781 | 14.781 | 14.313 |
| Maluku Utara | 14.727 | 14.727 | 14.727 | 14.727 | 14.727 | 14.727 | 14.699 |
| Papua Barat | 16.300 | 16.300 | 16.300 | 16.300 | 16.500 | 16.300 | 16.217 |
| Papua | 12.750 | 12.833 | 13.000 | 12.792 | 12.792 | 12.792 | 12.517 |
| Nasional | 12.891 | 13.021 | 13.139 | 13.156 | 13.230 | 13.250 | 12.786 |

Tabel 1.114
Harga Konsumen Perdesaan Kelompok Bahan Makanan, 2008
Emping (Rp/Kg)

| Provinsi | Januari | Februari | Maret | April | Mei | Juni |
|--------------------------|---------------|---------------|---------------|---------------|---------------|---------------|
| (1) | (2) | (3) | (4) | (5) | (6) | (7) |
| Nanggroe Aceh Darussalam | 27.636 | 27.455 | 28.091 | 28.364 | 31.273 | 31.273 |
| Sumatera Utara | 23.333 | 23.444 | 23.444 | 22.333 | 22.667 | 24.667 |
| Sumatera Barat | 25.833 | 25.667 | 25.417 | 25.750 | 26.417 | 26.583 |
| Riau | 26.556 | 27.000 | 26.667 | 26.667 | 26.667 | 26.667 |
| Jambi | 24.438 | 24.063 | 24.063 | 24.313 | 24.313 | 24.313 |
| Sumatera Selatan | 24.375 | 24.375 | 24.375 | 24.375 | 24.375 | 24.375 |
| Bengkulu | 26.333 | 28.000 | 28.667 | 28.667 | 28.667 | 29.333 |
| Lampung | 22.357 | 22.357 | 21.143 | 21.214 | 20.643 | 20.929 |
| Bangka Belitung | 27.500 | 26.389 | 26.389 | 26.611 | 26.611 | 26.889 |
| Kepulauan Riau | 25.071 | 25.071 | 25.357 | 26.143 | 26.857 | 26.929 |
| Jawa Barat | 23.579 | 23.565 | 23.721 | 22.882 | 23.324 | 24.147 |
| Jawa Tengah | 19.347 | 19.125 | 19.114 | 19.647 | 19.892 | 20.019 |
| D. I. Yogyakarta | 16.867 | 16.733 | 15.933 | 16.367 | 18.033 | 17.600 |
| Jawa Timur | 22.161 | 22.039 | 21.846 | 21.889 | 21.868 | 21.846 |
| Banten | 20.000 | 19.733 | 19.733 | 19.733 | 20.067 | 20.200 |
| Bali | 22.875 | 22.958 | 22.292 | 21.958 | 22.583 | 22.833 |
| Nusa Tenggara Barat | 35.000 | 35.000 | 35.000 | 30.000 | 30.000 | 35.000 |
| Nusa Tenggara Timur | 25.000 | 25.000 | 26.000 | 26.000 | 26.250 | 26.250 |
| Kalimantan Barat | 27.100 | 27.100 | 27.100 | 26.500 | 26.500 | 26.700 |
| Kalimantan Tengah | 31.154 | 31.538 | 31.769 | 31.769 | 30.769 | 31.308 |
| Kalimantan Selatan | 24.125 | 24.125 | 24.458 | 24.458 | 24.542 | 24.792 |
| Kalimantan Timur | 28.500 | 28.700 | 28.850 | 29.250 | 29.250 | 29.400 |
| Sulawesi Utara | 37.500 | 37.500 | 37.500 | 37.500 | 37.500 | 37.500 |
| Sulawesi Tengah | 35.000 | 35.000 | 33.000 | 33.000 | 33.000 | 38.000 |
| Sulawesi Selatan | 29.000 | 29.000 | 29.000 | 29.000 | 29.000 | 31.000 |
| Sulawesi Tenggara | 30.000 | 30.000 | 30.000 | 30.000 | 30.000 | 30.000 |
| Gorontalo | 33.200 | 33.200 | 33.200 | 33.200 | 33.200 | 33.200 |
| Sulawesi Barat | 35.000 | 35.000 | 35.000 | 35.000 | 35.000 | 35.000 |
| Maluku | 40.000 | 40.000 | 40.000 | 40.000 | 40.000 | 40.000 |
| Maluku Utara | 45.000 | 45.000 | 42.500 | 42.500 | 42.500 | 42.500 |
| Papua Barat | 27.500 | 27.500 | 28.000 | 28.000 | 28.000 | 28.000 |
| Papua | 29.571 | 30.000 | 30.000 | 30.000 | 32.000 | 32.143 |
| Nasional | 27.841 | 27.864 | 27.738 | 27.597 | 27.868 | 28.419 |

Tabel 1.114: Lanjutan

| Provinsi | Juli | Agustus | September | Oktober | November | Desember | Rata-rata |
|--------------------------|---------------|----------------|------------------|----------------|-----------------|-----------------|------------------|
| (1) | (8) | (9) | (10) | (11) | (12) | (13) | (14) |
| Nanggroe Aceh Darussalam | 33.545 | 33.364 | 33.273 | 33.273 | 33.273 | 32.818 | 31.136 |
| Sumatera Utara | 25.444 | 25.444 | 26.444 | 26.444 | 26.333 | 26.111 | 24.676 |
| Sumatera Barat | 26.750 | 26.667 | 26.417 | 26.250 | 26.833 | 26.833 | 26.285 |
| Riau | 26.667 | 27.222 | 27.222 | 26.222 | 26.000 | 26.778 | 26.694 |
| Jambi | 24.313 | 24.438 | 24.438 | 24.188 | 24.188 | 23.875 | 24.245 |
| Sumatera Selatan | 24.375 | 24.375 | 24.292 | 24.292 | 24.708 | 24.708 | 24.417 |
| Bengkulu | 29.333 | 30.333 | 30.333 | 30.333 | 30.333 | 30.333 | 29.222 |
| Lampung | 21.000 | 21.143 | 22.571 | 22.571 | 21.000 | 22.143 | 21.589 |
| Bangka Belitung | 27.222 | 27.222 | 27.222 | 27.222 | 27.333 | 27.333 | 26.995 |
| Kepulauan Riau | 25.500 | 26.929 | 27.214 | 27.500 | 27.500 | 27.500 | 26.464 |
| Jawa Barat | 24.029 | 24.235 | 24.471 | 24.441 | 24.912 | 25.176 | 24.040 |
| Jawa Tengah | 20.056 | 20.067 | 20.628 | 21.181 | 20.878 | 21.117 | 20.089 |
| D. I. Yogyakarta | 17.833 | 18.367 | 18.500 | 19.233 | 18.700 | 18.133 | 17.692 |
| Jawa Timur | 22.011 | 22.054 | 22.757 | 22.643 | 22.750 | 22.607 | 22.206 |
| Banten | 20.233 | 20.533 | 20.733 | 21.133 | 21.200 | 20.733 | 20.336 |
| Bali | 22.833 | 22.417 | 23.250 | 22.583 | 23.000 | 23.167 | 22.729 |
| Nusa Tenggara Barat | 30.000 | 30.000 | 45.000 | 45.000 | 45.000 | 45.000 | 36.667 |
| Nusa Tenggara Timur | 26.250 | 26.250 | 26.250 | 25.000 | 25.000 | 25.000 | 25.688 |
| Kalimantan Barat | 26.700 | 26.700 | 26.700 | 26.700 | 26.700 | 26.700 | 26.767 |
| Kalimantan Tengah | 31.346 | 31.385 | 31.385 | 31.308 | 31.154 | 31.154 | 31.337 |
| Kalimantan Selatan | 24.792 | 25.208 | 25.500 | 25.833 | 25.833 | 25.833 | 24.958 |
| Kalimantan Timur | 29.400 | 29.600 | 30.400 | 30.600 | 30.600 | 31.500 | 29.671 |
| Sulawesi Utara | 37.500 | 37.500 | 37.500 | 37.500 | 37.500 | 37.500 | 37.500 |
| Sulawesi Tengah | 38.000 | 38.000 | 35.500 | 34.250 | 34.250 | 34.250 | 35.104 |
| Sulawesi Selatan | 31.000 | 31.000 | 31.000 | 30.000 | 30.000 | 31.000 | 30.000 |
| Sulawesi Tenggara | 30.000 | 30.000 | 30.000 | 30.000 | 30.000 | 30.000 | 30.000 |
| Gorontalo | 33.200 | 33.200 | 33.200 | 33.200 | 28.000 | 28.000 | 32.333 |
| Sulawesi Barat | 35.000 | 35.000 | 35.000 | 35.000 | 35.000 | 35.000 | 35.000 |
| Maluku | 40.000 | 40.000 | 40.000 | 40.000 | 40.000 | 40.000 | 40.000 |
| Maluku Utara | 42.500 | 42.500 | 42.500 | 42.500 | 42.500 | 42.500 | 42.917 |
| Papua Barat | 28.000 | 28.000 | 28.000 | 28.000 | 28.000 | 28.000 | 27.917 |
| Papua | 32.143 | 32.143 | 32.857 | 30.714 | 30.714 | 30.714 | 31.083 |
| Nasional | 28.343 | 28.478 | 29.080 | 28.910 | 28.725 | 28.797 | 28.305 |

Tabel 1.115
Harga Konsumen Perdesaan Kelompok Bahan Makanan, 2008
Bahan Agar-agar (Rp/Bungkus)

| Provinsi | Januari | Februari | Maret | April | Mei | Juni |
|--------------------------|--------------|--------------|--------------|--------------|--------------|--------------|
| (1) | (2) | (3) | (4) | (5) | (6) | (7) |
| Nanggroe Aceh Darussalam | 1.877 | 1.900 | 2.015 | 2.015 | 2.015 | 2.015 |
| Sumatera Utara | 1.658 | 1.675 | 1.717 | 1.717 | 1.717 | 1.800 |
| Sumatera Barat | 2.614 | 2.614 | 2.614 | 2.614 | 2.614 | 2.614 |
| Riau | 2.400 | 2.400 | 2.400 | 2.400 | 2.450 | 2.650 |
| Jambi | 2.122 | 2.122 | 2.122 | 2.133 | 2.133 | 2.133 |
| Sumatera Selatan | 1.714 | 1.714 | 1.805 | 1.895 | 1.805 | 1.941 |
| Bengkulu | 1.667 | 1.750 | 1.750 | 1.750 | 1.750 | 1.833 |
| Lampung | 1.525 | 1.525 | 1.545 | 1.545 | 1.600 | 1.620 |
| Bangka Belitung | 2.200 | 2.200 | 2.200 | 2.200 | 2.283 | 2.367 |
| Kepulauan Riau | 1.750 | 1.800 | 1.800 | 1.800 | 1.800 | 1.850 |
| Jawa Barat | 1.488 | 1.491 | 1.484 | 1.484 | 1.488 | 1.550 |
| Jawa Tengah | 1.528 | 1.535 | 1.536 | 1.541 | 1.547 | 1.589 |
| D. I. Yogyakarta | 1.375 | 1.375 | 1.375 | 1.375 | 1.375 | 1.369 |
| Jawa Timur | 1.643 | 1.644 | 1.647 | 1.666 | 1.669 | 1.682 |
| Banten | 1.700 | 1.700 | 1.745 | 1.745 | 1.745 | 1.818 |
| Bali | 1.575 | 1.575 | 1.575 | 1.638 | 1.575 | 1.638 |
| Nusa Tenggara Barat | 1.389 | 1.389 | 1.389 | 1.389 | 1.389 | 1.389 |
| Nusa Tenggara Timur | 2.000 | 2.500 | 2.375 | 2.375 | 2.375 | 2.375 |
| Kalimantan Barat | 1.764 | 1.764 | 1.718 | 1.718 | 1.718 | 1.718 |
| Kalimantan Tengah | 1.808 | 1.808 | 1.850 | 1.875 | 1.875 | 1.917 |
| Kalimantan Selatan | 1.638 | 1.638 | 1.638 | 1.638 | 1.638 | 1.656 |
| Kalimantan Timur | 2.031 | 2.031 | 2.031 | 2.031 | 2.081 | 2.144 |
| Sulawesi Utara | 1.531 | 1.531 | 1.569 | 1.569 | 1.569 | 1.569 |
| Sulawesi Tengah | 1.981 | 1.981 | 1.981 | 1.981 | 1.981 | 2.019 |
| Sulawesi Selatan | 1.804 | 1.804 | 1.796 | 1.804 | 1.786 | 1.836 |
| Sulawesi Tenggara | 1.503 | 1.503 | 1.628 | 1.597 | 1.597 | 1.628 |
| Gorontalo | 1.729 | 1.729 | 1.729 | 1.729 | 1.729 | 1.729 |
| Sulawesi Barat | 1.628 | 1.628 | 1.628 | 1.628 | 1.517 | 1.556 |
| Maluku | 2.125 | 2.125 | 2.125 | 2.125 | 2.208 | 2.250 |
| Maluku Utara | 2.389 | 2.389 | 2.389 | 2.389 | 2.389 | 2.389 |
| Papua Barat | 2.500 | 2.500 | 2.625 | 2.625 | 2.875 | 2.875 |
| Papua | 2.063 | 2.125 | 2.188 | 2.188 | 2.188 | 2.250 |
| Nasional | 1.835 | 1.858 | 1.875 | 1.881 | 1.890 | 1.930 |

Tabel 1.115: Lanjutan

| Provinsi | Juli | Agustus | September | Oktober | November | Desember | Rata-rata |
|--------------------------|--------------|----------------|------------------|----------------|-----------------|-----------------|------------------|
| (1) | (8) | (9) | (10) | (11) | (12) | (13) | (14) |
| Nanggroe Aceh Darussalam | 2.038 | 2.077 | 2.038 | 2.077 | 2.077 | 2.077 | 2.019 |
| Sumatera Utara | 1.883 | 1.925 | 1.925 | 1.883 | 1.925 | 1.925 | 1.813 |
| Sumatera Barat | 2.614 | 2.643 | 2.757 | 2.829 | 2.829 | 2.829 | 2.682 |
| Riau | 2.750 | 2.900 | 2.900 | 2.750 | 2.750 | 2.750 | 2.625 |
| Jambi | 2.133 | 2.133 | 2.133 | 2.133 | 2.133 | 2.189 | 2.135 |
| Sumatera Selatan | 1.941 | 1.977 | 2.073 | 2.073 | 2.023 | 2.041 | 1.917 |
| Bengkulu | 1.833 | 1.833 | 1.833 | 1.833 | 1.833 | 1.833 | 1.792 |
| Lampung | 1.620 | 1.565 | 1.565 | 1.565 | 1.640 | 1.640 | 1.580 |
| Bangka Belitung | 2.367 | 2.367 | 2.242 | 2.242 | 2.242 | 2.242 | 2.263 |
| Kepulauan Riau | 1.850 | 1.850 | 1.850 | 1.850 | 1.850 | 1.850 | 1.825 |
| Jawa Barat | 1.538 | 1.564 | 1.582 | 1.582 | 1.605 | 1.606 | 1.538 |
| Jawa Tengah | 1.603 | 1.612 | 1.612 | 1.604 | 1.607 | 1.609 | 1.577 |
| D. I. Yogyakarta | 1.363 | 1.363 | 1.363 | 1.388 | 1.425 | 1.425 | 1.381 |
| Jawa Timur | 1.684 | 1.684 | 1.687 | 1.688 | 1.690 | 1.675 | 1.672 |
| Banten | 1.864 | 1.891 | 1.891 | 1.891 | 1.891 | 1.891 | 1.814 |
| Bali | 1.638 | 1.638 | 1.656 | 1.656 | 1.656 | 1.656 | 1.623 |
| Nusa Tenggara Barat | 1.389 | 1.389 | 1.389 | 1.389 | 1.400 | 1.400 | 1.391 |
| Nusa Tenggara Timur | 2.375 | 2.375 | 2.375 | 2.375 | 2.375 | 2.375 | 2.354 |
| Kalimantan Barat | 1.782 | 1.782 | 1.818 | 1.818 | 1.818 | 1.818 | 1.770 |
| Kalimantan Tengah | 1.942 | 2.108 | 2.167 | 2.167 | 2.167 | 2.167 | 1.988 |
| Kalimantan Selatan | 1.656 | 1.656 | 1.656 | 1.726 | 1.726 | 1.726 | 1.666 |
| Kalimantan Timur | 2.144 | 2.144 | 2.144 | 2.144 | 2.144 | 2.144 | 2.101 |
| Sulawesi Utara | 1.569 | 1.573 | 1.573 | 1.573 | 1.573 | 1.573 | 1.564 |
| Sulawesi Tengah | 2.019 | 2.019 | 2.058 | 2.058 | 2.019 | 2.019 | 2.010 |
| Sulawesi Selatan | 1.836 | 1.836 | 1.857 | 1.857 | 1.857 | 1.857 | 1.827 |
| Sulawesi Tenggara | 1.628 | 1.628 | 1.672 | 1.672 | 1.672 | 1.672 | 1.617 |
| Gorontalo | 1.729 | 1.729 | 1.729 | 1.729 | 1.729 | 1.729 | 1.729 |
| Sulawesi Barat | 1.667 | 1.556 | 1.667 | 1.667 | 1.722 | 1.667 | 1.627 |
| Maluku | 2.292 | 2.292 | 2.292 | 2.292 | 2.292 | 2.292 | 2.226 |
| Maluku Utara | 2.389 | 2.389 | 2.389 | 2.389 | 2.389 | 2.389 | 2.389 |
| Papua Barat | 2.875 | 2.875 | 2.875 | 2.875 | 2.875 | 2.875 | 2.771 |
| Papua | 2.250 | 2.250 | 2.375 | 2.313 | 2.313 | 2.500 | 2.250 |
| Nasional | 1.946 | 1.957 | 1.973 | 1.971 | 1.976 | 1.982 | 1.923 |

***Kelompok
Makanan Jadi***

<https://www.kerango.id>

Tabel 2.1
Harga Konsumen Perdesaan Kelompok Makanan Jadi
Roti Tawar (Rp/200 Gr)

| Provinsi | Januari | Februari | Maret | April | Mei | Juni |
|--------------------------|----------------|-----------------|--------------|--------------|--------------|--------------|
| (1) | (2) | (3) | (4) | (5) | (6) | (7) |
| Nanggroe Aceh Darussalam | 4.313 | 4.313 | 4.313 | 4.313 | 4.313 | 4.375 |
| Sumatera Utara | 4.167 | 4.167 | 4.250 | 4.250 | 4.250 | 4.583 |
| Sumatera Barat | 6.200 | 6.200 | 6.400 | 6.400 | 6.500 | 6.700 |
| Riau | 4.164 | 4.164 | 4.164 | 4.164 | 4.164 | 4.255 |
| Jambi | 2.958 | 2.958 | 2.958 | 3.083 | 3.167 | 3.167 |
| Sumatera Selatan | 4.333 | 4.333 | 4.333 | 4.444 | 4.444 | 4.556 |
| Bengkulu | 4.250 | 4.250 | 4.375 | 4.375 | 4.375 | 4.625 |
| Lampung | 5.350 | 5.350 | 5.350 | 5.350 | 5.350 | 5.350 |
| Bangka Belitung | 4.300 | 4.500 | 4.550 | 4.550 | 4.550 | 4.550 |
| Kepulauan Riau | 3.833 | 3.917 | 4.000 | 4.167 | 4.167 | 4.333 |
| Jawa Barat | 4.074 | 4.090 | 4.106 | 4.248 | 4.329 | 4.448 |
| Jawa Tengah | 4.211 | 4.246 | 4.263 | 4.386 | 4.424 | 4.514 |
| D. I. Yogyakarta | 4.630 | 4.630 | 4.630 | 4.680 | 4.730 | 4.730 |
| Jawa Timur | 3.673 | 3.780 | 3.866 | 3.939 | 4.020 | 4.087 |
| Banten | 4.050 | 4.050 | 4.150 | 4.150 | 4.150 | 4.250 |
| Bali | 3.818 | 3.864 | 3.955 | 4.000 | 4.000 | 4.091 |
| Nusa Tenggara Barat | 4.918 | 4.918 | 4.918 | 4.918 | 5.009 | 5.200 |
| Nusa Tenggara Timur | 3.938 | 3.938 | 3.938 | 3.938 | 3.938 | 4.000 |
| Kalimantan Barat | 5.722 | 5.722 | 5.722 | 5.722 | 5.722 | 5.778 |
| Kalimantan Tengah | 4.500 | 4.500 | 4.620 | 4.620 | 4.870 | 4.970 |
| Kalimantan Selatan | 3.417 | 3.417 | 3.417 | 3.417 | 3.583 | 3.833 |
| Kalimantan Timur | 5.444 | 5.444 | 5.556 | 5.722 | 5.722 | 5.944 |
| Sulawesi Utara | 3.667 | 3.667 | 3.833 | 3.833 | 4.000 | 3.917 |
| Sulawesi Tengah | 5.833 | 6.000 | 6.333 | 6.333 | 6.333 | 6.333 |
| Sulawesi Selatan | 4.889 | 4.944 | 5.000 | 5.222 | 5.278 | 5.389 |
| Sulawesi Tenggara | 4.188 | 4.250 | 4.250 | 4.313 | 4.313 | 4.313 |
| Gorontalo | 5.100 | 5.100 | 5.100 | 5.100 | 5.100 | 5.100 |
| Sulawesi Barat | 4.594 | 4.594 | 4.656 | 4.656 | 4.719 | 4.781 |
| Maluku | 5.958 | 5.958 | 5.958 | 5.958 | 5.958 | 5.958 |
| Maluku Utara | 6.250 | 6.250 | 6.250 | 6.500 | 6.500 | 6.500 |
| Papua Barat | 8.750 | 8.750 | 8.750 | 8.750 | 8.750 | 8.750 |
| Papua | 8.111 | 8.111 | 8.111 | 8.111 | 8.222 | 8.500 |
| Nasional | 4.800 | 4.824 | 4.877 | 4.925 | 4.967 | 5.059 |

Lanjutan Tabel 2.1

| Provinsi | Juli | Agustus | September | Oktober | November | Desember | Rata-rata |
|--------------------------|--------------|--------------|--------------|--------------|--------------|--------------|--------------|
| (1) | (8) | (9) | (10) | (11) | (12) | (13) | (14) |
| Nanggroe Aceh Darussalam | 4.500 | 4.688 | 4.813 | 4.813 | 4.813 | 4.813 | 4.531 |
| Sumatera Utara | 4.833 | 4.833 | 4.833 | 4.833 | 4.833 | 4.833 | 4.556 |
| Sumatera Barat | 6.700 | 7.000 | 7.000 | 7.000 | 7.200 | 7.200 | 6.708 |
| Riau | 4.391 | 4.391 | 4.664 | 4.664 | 4.664 | 4.773 | 4.385 |
| Jambi | 3.167 | 3.167 | 3.167 | 3.167 | 3.167 | 3.167 | 3.108 |
| Sumatera Selatan | 4.556 | 4.556 | 4.667 | 4.667 | 4.667 | 4.667 | 4.519 |
| Bengkulu | 4.625 | 4.625 | 4.625 | 4.625 | 4.750 | 4.875 | 4.531 |
| Lampung | 5.375 | 5.375 | 5.375 | 5.375 | 5.750 | 5.750 | 5.425 |
| Bangka Belitung | 4.550 | 4.550 | 4.550 | 4.650 | 4.850 | 4.850 | 4.583 |
| Kepulauan Riau | 4.333 | 4.417 | 4.417 | 4.417 | 4.417 | 4.417 | 4.236 |
| Jawa Barat | 4.513 | 4.555 | 4.555 | 4.587 | 4.668 | 4.694 | 4.406 |
| Jawa Tengah | 4.536 | 4.571 | 4.620 | 4.655 | 4.706 | 4.715 | 4.487 |
| D. I. Yogyakarta | 4.830 | 4.880 | 4.880 | 4.880 | 4.880 | 4.880 | 4.772 |
| Jawa Timur | 4.103 | 4.123 | 4.123 | 4.158 | 4.170 | 4.178 | 4.018 |
| Banten | 4.400 | 4.400 | 4.500 | 4.500 | 4.500 | 4.500 | 4.300 |
| Bali | 4.182 | 4.182 | 4.136 | 4.273 | 4.273 | 4.273 | 4.087 |
| Nusa Tenggara Barat | 5.200 | 5.200 | 5.291 | 5.291 | 5.336 | 5.336 | 5.128 |
| Nusa Tenggara Timur | 4.031 | 4.156 | 4.156 | 4.250 | 4.250 | 4.250 | 4.065 |
| Kalimantan Barat | 5.778 | 5.778 | 5.778 | 5.778 | 5.778 | 5.778 | 5.755 |
| Kalimantan Tengah | 4.970 | 4.970 | 5.120 | 5.120 | 5.120 | 5.120 | 4.875 |
| Kalimantan Selatan | 3.833 | 3.833 | 3.917 | 3.917 | 3.917 | 3.917 | 3.701 |
| Kalimantan Timur | 5.944 | 6.056 | 6.167 | 6.056 | 6.056 | 6.056 | 5.847 |
| Sulawesi Utara | 4.083 | 4.083 | 4.083 | 4.083 | 4.083 | 4.083 | 3.951 |
| Sulawesi Tengah | 6.333 | 6.333 | 6.333 | 6.333 | 6.250 | 6.250 | 6.250 |
| Sulawesi Selatan | 5.389 | 5.444 | 5.444 | 5.444 | 5.444 | 5.444 | 5.278 |
| Sulawesi Tenggara | 4.313 | 4.313 | 4.313 | 4.438 | 4.438 | 4.438 | 4.323 |
| Gorontalo | 5.100 | 5.100 | 5.100 | 5.100 | 5.100 | 5.100 | 5.100 |
| Sulawesi Barat | 4.781 | 4.906 | 4.906 | 4.906 | 4.906 | 4.906 | 4.776 |
| Maluku | 6.167 | 6.167 | 6.167 | 6.167 | 6.167 | 6.167 | 6.063 |
| Maluku Utara | 6.500 | 6.500 | 6.500 | 6.500 | 6.500 | 6.500 | 6.438 |
| Papua Barat | 8.750 | 8.750 | 8.750 | 9.250 | 9.250 | 9.250 | 8.875 |
| Papua | 8.500 | 8.556 | 8.556 | 8.889 | 8.889 | 8.889 | 8.454 |
| Nasional | 5.102 | 5.139 | 5.172 | 5.212 | 5.243 | 5.252 | 5.048 |

Tabel 2.2
Harga Konsumen Perdesaan Kelompok Makanan Jadi, 2008
Gado-gado (Rp/Porsi)

| Provinsi | Januari | Februari | Maret | April | Mei | Juni |
|--------------------------|--------------|--------------|--------------|--------------|--------------|--------------|
| (1) | (2) | (3) | (4) | (5) | (6) | (7) |
| Nanggroe Aceh Darussalam | 4.125 | 4.125 | 4.250 | 4.250 | 4.250 | 4.250 |
| Sumatera Utara | 4.000 | 4.000 | 4.143 | 4.143 | 4.143 | 4.286 |
| Sumatera Barat | 5.688 | 5.875 | 5.875 | 5.875 | 5.875 | 6.000 |
| Riau | 4.722 | 4.722 | 4.833 | 4.833 | 4.833 | 4.833 |
| Jambi | 3.625 | 3.625 | 3.688 | 3.938 | 3.938 | 4.125 |
| Sumatera Selatan | 3.273 | 3.273 | 3.364 | 3.455 | 3.455 | 3.636 |
| Bengkulu | 3.125 | 3.125 | 3.188 | 3.188 | 3.188 | 3.313 |
| Lampung | 2.800 | 2.900 | 2.900 | 2.900 | 2.900 | 2.900 |
| Bangka Belitung | 5.850 | 5.850 | 5.850 | 5.850 | 5.850 | 5.950 |
| Kepulauan Riau | 4.125 | 4.125 | 4.125 | 4.125 | 4.375 | 4.750 |
| Jawa Barat | 2.850 | 2.883 | 2.917 | 2.950 | 3.000 | 3.117 |
| Jawa Tengah | 2.558 | 2.617 | 2.617 | 2.617 | 2.625 | 2.692 |
| D. I. Yogyakarta | 3.143 | 3.214 | 3.214 | 3.214 | 3.214 | 3.214 |
| Jawa Timur | 2.972 | 3.042 | 3.069 | 3.111 | 3.167 | 3.278 |
| Banten | 2.808 | 2.808 | 2.808 | 2.846 | 2.846 | 3.000 |
| Bali | 2.500 | 2.500 | 2.500 | 2.500 | 2.625 | 2.688 |
| Nusa Tenggara Barat | 2.375 | 2.375 | 2.500 | 2.563 | 2.563 | 2.625 |
| Nusa Tenggara Timur | 5.083 | 5.083 | 5.083 | 5.083 | 5.083 | 5.083 |
| Kalimantan Barat | 4.938 | 4.938 | 4.938 | 4.938 | 4.938 | 4.938 |
| Kalimantan Tengah | 3.833 | 3.833 | 4.056 | 4.111 | 4.111 | 4.278 |
| Kalimantan Selatan | 3.500 | 3.500 | 3.500 | 3.500 | 3.500 | 3.500 |
| Kalimantan Timur | 5.100 | 5.100 | 5.300 | 5.300 | 5.400 | 5.500 |
| Sulawesi Utara | 4.000 | 4.056 | 4.056 | 4.056 | 4.056 | 4.056 |
| Sulawesi Tengah | 4.067 | 4.100 | 4.167 | 4.167 | 4.300 | 4.433 |
| Sulawesi Selatan | 4.455 | 4.455 | 4.455 | 4.455 | 4.545 | 4.773 |
| Sulawesi Tenggara | 5.083 | 5.083 | 5.083 | 5.083 | 5.083 | 5.083 |
| Gorontalo | 4.688 | 4.688 | 4.688 | 4.688 | 4.688 | 4.813 |
| Sulawesi Barat | 5.444 | 5.556 | 5.556 | 5.611 | 5.667 | 5.778 |
| Maluku | 4.929 | 4.929 | 5.000 | 5.286 | 5.286 | 5.286 |
| Maluku Utara | 5.000 | 5.000 | 5.000 | 5.000 | 5.000 | 5.000 |
| Papua Barat | 5.500 | 5.500 | 5.500 | 5.500 | 6.000 | 6.000 |
| Papua | 6.125 | 6.125 | 6.125 | 6.125 | 6.125 | 6.125 |
| Nasional | 4.134 | 4.156 | 4.198 | 4.227 | 4.270 | 4.353 |

Lanjutan Tabel 2.2

| Provinsi | Juli | Agustus | September | Oktober | November | Desember | Rata-rata |
|--------------------------|--------------|--------------|--------------|--------------|--------------|--------------|--------------|
| (1) | (8) | (9) | (10) | (11) | (12) | (13) | (14) |
| Nanggroe Aceh Darussalam | 4.500 | 4.500 | 4.500 | 4.500 | 4.500 | 4.500 | 4.354 |
| Sumatera Utara | 4.357 | 4.357 | 4.357 | 4.429 | 4.429 | 4.429 | 4.256 |
| Sumatera Barat | 6.000 | 6.000 | 6.000 | 6.000 | 6.000 | 6.125 | 5.943 |
| Riau | 5.111 | 5.111 | 5.111 | 5.222 | 5.222 | 5.222 | 4.981 |
| Jambi | 4.125 | 4.125 | 4.125 | 4.125 | 4.125 | 4.125 | 3.974 |
| Sumatera Selatan | 3.727 | 3.909 | 4.045 | 4.136 | 4.136 | 4.136 | 3.712 |
| Bengkulu | 3.438 | 3.438 | 3.438 | 3.438 | 3.438 | 3.563 | 3.323 |
| Lampung | 2.900 | 3.100 | 3.400 | 3.400 | 3.400 | 3.400 | 3.075 |
| Bangka Belitung | 5.950 | 5.850 | 5.850 | 5.850 | 5.750 | 5.800 | 5.854 |
| Kepulauan Riau | 4.750 | 4.750 | 4.750 | 4.750 | 4.750 | 4.750 | 4.510 |
| Jawa Barat | 3.150 | 3.183 | 3.183 | 3.183 | 3.200 | 3.200 | 3.068 |
| Jawa Tengah | 2.700 | 2.700 | 2.733 | 2.767 | 2.800 | 2.833 | 2.688 |
| D. I. Yogyakarta | 3.357 | 3.357 | 3.357 | 3.357 | 3.357 | 3.357 | 3.280 |
| Jawa Timur | 3.333 | 3.333 | 3.375 | 3.403 | 3.403 | 3.403 | 3.241 |
| Banten | 3.077 | 3.077 | 3.115 | 3.192 | 3.192 | 3.231 | 3.000 |
| Bali | 2.688 | 2.688 | 2.688 | 2.688 | 2.688 | 2.688 | 2.620 |
| Nusa Tenggara Barat | 2.688 | 2.688 | 2.938 | 2.938 | 2.938 | 2.938 | 2.677 |
| Nusa Tenggara Timur | 5.083 | 5.250 | 5.250 | 5.250 | 5.250 | 5.250 | 5.153 |
| Kalimantan Barat | 5.125 | 5.125 | 5.125 | 5.125 | 5.125 | 5.125 | 5.031 |
| Kalimantan Tengah | 4.444 | 4.556 | 4.556 | 4.556 | 4.556 | 4.556 | 4.287 |
| Kalimantan Selatan | 3.500 | 3.500 | 3.500 | 3.500 | 3.500 | 3.500 | 3.500 |
| Kalimantan Timur | 5.500 | 5.500 | 5.600 | 5.600 | 5.700 | 5.700 | 5.442 |
| Sulawesi Utara | 4.056 | 4.278 | 4.278 | 4.389 | 4.389 | 4.389 | 4.171 |
| Sulawesi Tengah | 4.567 | 4.500 | 4.500 | 4.500 | 4.433 | 4.433 | 4.347 |
| Sulawesi Selatan | 4.773 | 4.773 | 4.773 | 4.773 | 4.727 | 4.727 | 4.640 |
| Sulawesi Tenggara | 5.167 | 5.167 | 5.167 | 5.167 | 5.167 | 5.167 | 5.125 |
| Gorontalo | 4.813 | 5.063 | 5.063 | 5.313 | 5.375 | 5.375 | 4.938 |
| Sulawesi Barat | 5.889 | 5.944 | 5.944 | 5.944 | 5.944 | 5.944 | 5.769 |
| Maluku | 5.286 | 5.286 | 5.286 | 5.429 | 5.429 | 5.429 | 5.238 |
| Maluku Utara | 5.000 | 5.000 | 5.000 | 5.000 | 5.000 | 5.000 | 5.000 |
| Papua Barat | 6.500 | 6.500 | 6.500 | 6.000 | 6.000 | 6.000 | 5.958 |
| Papua | 6.125 | 6.125 | 6.625 | 6.625 | 6.625 | 6.625 | 6.292 |
| Nasional | 4.427 | 4.460 | 4.504 | 4.517 | 4.517 | 4.529 | 4.358 |

Tabel 2.3
Harga Konsumen Perdesaan Kelompok Makanan Jadi, 2008
Biskuit (Rp/250 Gr)

| Provinsi | Januari | Februari | Maret | April | Mei | Juni |
|--------------------------|---------------|---------------|---------------|---------------|---------------|---------------|
| (1) | (2) | (3) | (4) | (5) | (6) | (7) |
| Nanggroe Aceh Darussalam | 11.667 | 11.667 | 12.000 | 12.000 | 12.000 | 12.000 |
| Sumatera Utara | 10.643 | 10.643 | 10.786 | 10.857 | 10.857 | 10.821 |
| Sumatera Barat | 10.467 | 10.433 | 10.433 | 10.433 | 10.433 | 10.500 |
| Riau | 10.500 | 10.500 | 10.500 | 10.500 | 10.500 | 10.500 |
| Jambi | 9.278 | 9.278 | 9.278 | 9.278 | 10.500 | 10.500 |
| Sumatera Selatan | 16.267 | 16.433 | 16.467 | 16.667 | 16.633 | 16.667 |
| Bengkulu | 17.333 | 17.333 | 17.333 | 19.000 | 19.167 | 19.167 |
| Lampung | 14.958 | 14.958 | 14.958 | 14.958 | 14.958 | 14.958 |
| Bangka Belitung | 17.294 | 17.294 | 17.294 | 17.294 | 18.412 | 19.735 |
| Kepulauan Riau | 13.813 | 13.813 | 13.813 | 13.813 | 13.813 | 13.950 |
| Jawa Barat | 14.988 | 15.170 | 15.170 | 15.185 | 15.221 | 15.432 |
| Jawa Tengah | 11.472 | 11.489 | 11.628 | 11.665 | 11.664 | 11.924 |
| D. I. Yogyakarta | 13.473 | 13.512 | 13.512 | 13.588 | 13.588 | 13.588 |
| Jawa Timur | 10.986 | 11.168 | 11.198 | 11.267 | 11.282 | 11.418 |
| Banten | 11.618 | 11.891 | 12.073 | 12.073 | 12.073 | 12.255 |
| Bali | 9.036 | 9.036 | 9.250 | 9.286 | 9.286 | 9.464 |
| Nusa Tenggara Barat | 19.294 | 19.353 | 19.353 | 19.353 | 19.529 | 20.588 |
| Nusa Tenggara Timur | 13.771 | 13.833 | 13.896 | 13.958 | 14.000 | 14.042 |
| Kalimantan Barat | 9.675 | 9.675 | 9.725 | 9.750 | 9.750 | 9.775 |
| Kalimantan Tengah | 11.000 | 11.000 | 11.375 | 11.375 | 11.125 | 11.375 |
| Kalimantan Selatan | 11.800 | 11.800 | 12.000 | 13.000 | 13.000 | 13.000 |
| Kalimantan Timur | 14.906 | 14.906 | 14.906 | 14.688 | 14.688 | 14.844 |
| Sulawesi Utara | 9.108 | 9.179 | 9.179 | 9.179 | 9.179 | 9.221 |
| Sulawesi Tengah | 9.474 | 9.474 | 9.474 | 9.553 | 9.553 | 9.605 |
| Sulawesi Selatan | 11.167 | 11.333 | 11.333 | 11.333 | 11.333 | 12.167 |
| Sulawesi Tenggara | 8.829 | 8.882 | 8.882 | 8.882 | 8.882 | 8.934 |
| Gorontalo | 7.667 | 7.667 | 7.833 | 7.833 | 7.833 | 8.000 |
| Sulawesi Barat | 11.636 | 11.682 | 11.682 | 11.745 | 11.745 | 11.882 |
| Maluku | 18.125 | 18.125 | 18.125 | 18.125 | 18.125 | 18.500 |
| Maluku Utara | 20.125 | 20.125 | 20.125 | 20.750 | 20.688 | 22.313 |
| Papua Barat | 18.833 | 18.833 | 18.833 | 18.833 | 19.944 | 19.944 |
| Papua | 20.125 | 20.125 | 20.125 | 20.125 | 20.125 | 20.125 |
| Nasional | 13.104 | 13.144 | 13.204 | 13.323 | 13.434 | 13.662 |

Lanjutan Tabel 2.3

| Provinsi | Juli | Agustus | September | Oktober | November | Desember | Rata-rata |
|--------------------------|---------------|---------------|---------------|---------------|---------------|---------------|---------------|
| (1) | (8) | (9) | (10) | (11) | (12) | (13) | (14) |
| Nanggroe Aceh Darussalam | 12.167 | 12.167 | 12.167 | 12.333 | 12.333 | 12.333 | 12.069 |
| Sumatera Utara | 10.821 | 10.821 | 10.821 | 10.821 | 10.821 | 10.964 | 10.807 |
| Sumatera Barat | 10.500 | 10.567 | 10.567 | 10.600 | 10.600 | 10.633 | 10.514 |
| Riau | 10.500 | 10.500 | 10.500 | 10.750 | 10.750 | 10.750 | 10.563 |
| Jambi | 10.500 | 10.500 | 10.500 | 10.500 | 10.500 | 10.500 | 10.093 |
| Sumatera Selatan | 16.733 | 16.733 | 16.733 | 17.067 | 17.067 | 17.067 | 16.711 |
| Bengkulu | 19.167 | 19.167 | 19.167 | 19.167 | 19.167 | 19.167 | 18.694 |
| Lampung | 14.958 | 14.958 | 15.125 | 15.125 | 15.292 | 15.292 | 15.042 |
| Bangka Belitung | 19.735 | 19.735 | 19.735 | 19.735 | 19.735 | 19.765 | 18.814 |
| Kepulauan Riau | 13.950 | 13.950 | 13.950 | 13.950 | 13.950 | 13.950 | 13.893 |
| Jawa Barat | 15.441 | 15.447 | 15.464 | 15.479 | 15.480 | 15.556 | 15.336 |
| Jawa Tengah | 11.945 | 12.053 | 12.109 | 12.180 | 12.207 | 12.208 | 11.879 |
| D. I. Yogyakarta | 13.704 | 13.704 | 13.704 | 13.704 | 13.704 | 13.704 | 13.624 |
| Jawa Timur | 11.464 | 11.464 | 11.464 | 11.592 | 11.630 | 11.782 | 11.393 |
| Banten | 12.709 | 12.709 | 12.891 | 13.300 | 12.936 | 12.936 | 12.455 |
| Bali | 9.464 | 9.536 | 9.536 | 9.536 | 9.536 | 9.536 | 9.375 |
| Nusa Tenggara Barat | 20.824 | 20.882 | 21.059 | 21.059 | 21.059 | 21.059 | 20.284 |
| Nusa Tenggara Timur | 14.104 | 14.146 | 14.208 | 14.250 | 14.250 | 14.250 | 14.059 |
| Kalimantan Barat | 9.800 | 9.800 | 9.900 | 9.900 | 9.900 | 9.925 | 9.798 |
| Kalimantan Tengah | 11.375 | 11.625 | 11.625 | 11.625 | 11.625 | 11.625 | 11.396 |
| Kalimantan Selatan | 13.000 | 13.000 | 13.000 | 13.000 | 13.000 | 13.133 | 12.728 |
| Kalimantan Timur | 14.938 | 15.375 | 16.125 | 16.125 | 16.125 | 16.094 | 15.310 |
| Sulawesi Utara | 9.221 | 9.250 | 9.250 | 9.321 | 9.321 | 9.321 | 9.227 |
| Sulawesi Tengah | 9.658 | 9.684 | 9.684 | 9.684 | 9.684 | 9.684 | 9.601 |
| Sulawesi Selatan | 12.167 | 12.333 | 12.333 | 12.333 | 12.333 | 12.333 | 11.875 |
| Sulawesi Tenggara | 8.987 | 8.987 | 8.987 | 8.987 | 9.039 | 9.039 | 8.943 |
| Gorontalo | 8.000 | 8.000 | 8.000 | 8.167 | 8.167 | 8.167 | 7.944 |
| Sulawesi Barat | 11.882 | 11.882 | 11.882 | 11.882 | 11.882 | 11.882 | 11.805 |
| Maluku | 18.500 | 18.500 | 18.500 | 18.500 | 18.500 | 18.500 | 18.344 |
| Maluku Utara | 22.313 | 22.313 | 22.313 | 22.313 | 22.313 | 22.313 | 21.500 |
| Papua Barat | 20.278 | 20.389 | 20.333 | 20.333 | 20.333 | 20.333 | 19.769 |
| Papua | 21.375 | 21.375 | 21.375 | 21.375 | 21.375 | 21.375 | 20.750 |
| Nasional | 13.756 | 13.798 | 13.844 | 13.897 | 13.894 | 13.912 | 13.581 |

Tabel 2.4
Harga Konsumen Perdesaan Kelompok Makanan Jadi, 2008
Bubur Kacang Hijau (Rp/Porsi)

| Provinsi | Januari | Februari | Maret | April | Mei | Juni |
|--------------------------|--------------|--------------|--------------|--------------|--------------|--------------|
| (1) | (2) | (3) | (4) | (5) | (6) | (7) |
| Nanggroe Aceh Darussalam | 2.556 | 2.556 | 2.556 | 2.556 | 2.556 | 2.889 |
| Sumatera Utara | 2.714 | 2.857 | 2.857 | 2.857 | 2.857 | 3.071 |
| Sumatera Barat | 2.750 | 2.833 | 2.875 | 2.917 | 2.917 | 2.917 |
| Riau | 3.667 | 3.833 | 3.833 | 3.917 | 4.000 | 4.167 |
| Jambi | 2.200 | 2.200 | 2.200 | 2.200 | 2.200 | 2.300 |
| Sumatera Selatan | 2.350 | 2.350 | 2.350 | 2.450 | 2.450 | 2.450 |
| Bengkulu | 2.600 | 2.600 | 2.600 | 2.600 | 2.700 | 2.700 |
| Lampung | 3.050 | 3.050 | 3.050 | 3.050 | 3.050 | 3.150 |
| Bangka Belitung | 4.333 | 4.333 | 4.333 | 4.333 | 4.333 | 4.333 |
| Kepulauan Riau | 3.667 | 3.667 | 3.667 | 3.667 | 3.667 | 3.767 |
| Jawa Barat | 1.908 | 1.908 | 1.921 | 1.934 | 2.000 | 2.079 |
| Jawa Tengah | 1.766 | 1.789 | 1.797 | 1.820 | 1.843 | 1.882 |
| D. I. Yogyakarta | 1.972 | 2.028 | 2.028 | 2.028 | 2.083 | 2.139 |
| Jawa Timur | 2.041 | 2.051 | 2.051 | 2.071 | 2.086 | 2.167 |
| Banten | 2.214 | 2.250 | 2.250 | 2.286 | 2.321 | 2.321 |
| Bali | 1.692 | 1.731 | 1.731 | 1.731 | 1.731 | 1.846 |
| Nusa Tenggara Barat | 3.000 | 3.083 | 3.083 | 3.083 | 3.083 | 3.000 |
| Nusa Tenggara Timur | 4.500 | 4.500 | 4.500 | 4.500 | 4.500 | 4.500 |
| Kalimantan Barat | 2.000 | 2.000 | 2.083 | 2.083 | 2.083 | 2.167 |
| Kalimantan Tengah | 2.750 | 2.875 | 3.000 | 3.063 | 3.125 | 3.188 |
| Kalimantan Selatan | 1.750 | 1.750 | 1.750 | 1.750 | 1.750 | 1.813 |
| Kalimantan Timur | 3.417 | 3.417 | 3.583 | 3.750 | 3.833 | 3.917 |
| Sulawesi Utara | 3.500 | 3.500 | 3.500 | 3.500 | 3.500 | 3.500 |
| Sulawesi Tengah | 2.917 | 2.917 | 2.917 | 2.833 | 2.833 | 2.833 |
| Sulawesi Selatan | 3.143 | 3.143 | 3.286 | 3.286 | 3.286 | 3.429 |
| Sulawesi Tenggara | 2.550 | 2.550 | 2.550 | 2.550 | 2.600 | 2.600 |
| Gorontalo | 2.083 | 2.083 | 2.083 | 2.083 | 2.083 | 2.083 |
| Sulawesi Barat | 2.000 | 2.000 | 2.167 | 2.167 | 2.167 | 2.333 |
| Maluku | 4.000 | 4.000 | 4.000 | 4.000 | 4.000 | 4.000 |
| Maluku Utara | 4.167 | 4.167 | 4.167 | 4.250 | 4.500 | 4.583 |
| Papua Barat | 4.000 | 4.000 | 4.000 | 4.000 | 4.000 | 4.000 |
| Papua | 5.000 | 5.000 | 5.000 | 5.200 | 5.200 | 5.200 |
| Nasional | 2.883 | 2.907 | 2.930 | 2.954 | 2.979 | 3.041 |

Lanjutan Tabel 2.4

| Provinsi | Juli | Agustus | September | Oktober | November | Desember | Rata-rata |
|--------------------------|--------------|--------------|--------------|--------------|--------------|--------------|--------------|
| (1) | (8) | (9) | (10) | (11) | (12) | (13) | (14) |
| Nanggroe Aceh Darussalam | 2.889 | 2.944 | 2.944 | 2.944 | 2.944 | 2.944 | 2.773 |
| Sumatera Utara | 3.071 | 3.143 | 3.143 | 3.143 | 3.143 | 3.143 | 3.000 |
| Sumatera Barat | 2.958 | 2.958 | 2.917 | 2.917 | 2.958 | 2.958 | 2.906 |
| Riau | 4.167 | 4.167 | 4.167 | 4.250 | 4.250 | 4.250 | 4.056 |
| Jambi | 2.300 | 2.300 | 2.300 | 2.300 | 2.300 | 2.300 | 2.258 |
| Sumatera Selatan | 2.450 | 2.450 | 2.500 | 2.500 | 2.500 | 2.500 | 2.442 |
| Bengkulu | 2.700 | 2.700 | 2.700 | 2.700 | 2.900 | 2.900 | 2.700 |
| Lampung | 3.150 | 3.200 | 3.300 | 3.350 | 3.250 | 3.250 | 3.158 |
| Bangka Belitung | 4.333 | 4.333 | 4.333 | 4.333 | 4.000 | 4.333 | 4.306 |
| Kepulauan Riau | 3.767 | 3.767 | 3.767 | 3.767 | 3.767 | 3.767 | 3.725 |
| Jawa Barat | 2.118 | 2.132 | 2.145 | 2.145 | 2.145 | 2.145 | 2.048 |
| Jawa Tengah | 1.908 | 1.915 | 1.931 | 1.946 | 1.954 | 1.962 | 1.876 |
| D. I. Yogyakarta | 2.139 | 2.250 | 2.250 | 2.250 | 2.250 | 2.250 | 2.139 |
| Jawa Timur | 2.198 | 2.208 | 2.218 | 2.218 | 2.224 | 2.235 | 2.147 |
| Banten | 2.393 | 2.429 | 2.500 | 2.536 | 2.536 | 2.536 | 2.381 |
| Bali | 1.846 | 1.846 | 1.846 | 1.846 | 1.846 | 1.846 | 1.795 |
| Nusa Tenggara Barat | 3.083 | 3.083 | 3.083 | 3.083 | 3.083 | 3.083 | 3.069 |
| Nusa Tenggara Timur | 4.500 | 4.500 | 4.500 | 4.500 | 4.500 | 4.667 | 4.514 |
| Kalimantan Barat | 2.167 | 2.167 | 2.167 | 2.167 | 2.167 | 2.167 | 2.118 |
| Kalimantan Tengah | 3.188 | 3.188 | 3.188 | 3.188 | 3.188 | 3.188 | 3.094 |
| Kalimantan Selatan | 1.875 | 1.875 | 1.938 | 2.000 | 2.000 | 2.000 | 1.854 |
| Kalimantan Timur | 3.750 | 3.750 | 3.750 | 3.750 | 3.750 | 3.750 | 3.701 |
| Sulawesi Utara | 3.500 | 3.500 | 3.500 | 3.500 | 3.500 | 3.500 | 3.500 |
| Sulawesi Tengah | 2.833 | 2.833 | 2.833 | 2.833 | 2.833 | 2.833 | 2.854 |
| Sulawesi Selatan | 3.429 | 3.429 | 3.429 | 3.429 | 3.286 | 3.286 | 3.321 |
| Sulawesi Tenggara | 2.600 | 2.600 | 2.600 | 2.650 | 2.650 | 2.650 | 2.596 |
| Gorontalo | 2.083 | 2.083 | 2.083 | 2.083 | 2.083 | 2.083 | 2.083 |
| Sulawesi Barat | 2.333 | 2.333 | 2.333 | 2.333 | 2.333 | 2.333 | 2.236 |
| Maluku | 4.000 | 4.000 | 4.000 | 4.000 | 4.000 | 4.000 | 4.000 |
| Maluku Utara | 4.583 | 4.583 | 4.583 | 4.583 | 4.583 | 4.583 | 4.444 |
| Papua Barat | 4.000 | 4.000 | 4.000 | 4.000 | 4.000 | 4.000 | 4.000 |
| Papua | 5.200 | 5.400 | 5.600 | 5.200 | 5.200 | 5.200 | 5.200 |
| Nasional | 3.047 | 3.065 | 3.080 | 3.076 | 3.066 | 3.083 | 3.009 |

Tabel 2.5
Harga Konsumen Perdesaan Kelompok Makanan Jadi, 2008
Mie Bakso (Rp/Porsi)

| Provinsi | Januari | Februari | Maret | April | Mei | Juni |
|--------------------------|--------------|--------------|--------------|--------------|--------------|--------------|
| (1) | (2) | (3) | (4) | (5) | (6) | (7) |
| Nanggroe Aceh Darussalam | 5.042 | 5.125 | 5.375 | 5.375 | 5.375 | 5.542 |
| Sumatera Utara | 4.923 | 5.231 | 5.231 | 5.231 | 5.231 | 5.615 |
| Sumatera Barat | 5.067 | 5.133 | 5.133 | 5.200 | 5.200 | 5.300 |
| Riau | 5.500 | 5.500 | 5.583 | 5.583 | 5.583 | 5.667 |
| Jambi | 4.850 | 4.850 | 5.000 | 5.000 | 5.000 | 5.250 |
| Sumatera Selatan | 4.893 | 4.893 | 4.893 | 4.893 | 4.893 | 5.036 |
| Bengkulu | 4.850 | 4.900 | 4.900 | 5.100 | 5.100 | 5.100 |
| Lampung | 5.091 | 5.182 | 5.182 | 5.182 | 5.364 | 5.364 |
| Bangka Belitung | 5.667 | 5.667 | 5.667 | 5.667 | 5.667 | 5.833 |
| Kepulauan Riau | 6.278 | 6.278 | 6.278 | 6.278 | 6.278 | 6.333 |
| Jawa Barat | 3.980 | 4.020 | 4.061 | 4.143 | 4.224 | 4.337 |
| Jawa Tengah | 3.880 | 3.946 | 4.012 | 4.061 | 4.077 | 4.176 |
| D. I. Yogyakarta | 3.769 | 3.769 | 3.846 | 3.846 | 3.846 | 3.962 |
| Jawa Timur | 3.167 | 3.228 | 3.267 | 3.294 | 3.306 | 3.389 |
| Banten | 4.133 | 4.200 | 4.267 | 4.267 | 4.333 | 4.333 |
| Bali | 2.900 | 2.900 | 2.933 | 3.000 | 3.000 | 3.100 |
| Nusa Tenggara Barat | 4.250 | 4.300 | 4.350 | 4.450 | 4.450 | 4.700 |
| Nusa Tenggara Timur | 4.636 | 4.636 | 4.636 | 4.773 | 4.773 | 4.773 |
| Kalimantan Barat | 6.211 | 6.211 | 6.421 | 6.737 | 6.737 | 6.789 |
| Kalimantan Tengah | 5.346 | 5.346 | 5.385 | 5.385 | 5.538 | 5.769 |
| Kalimantan Selatan | 4.538 | 4.538 | 4.731 | 4.731 | 4.808 | 5.038 |
| Kalimantan Timur | 5.611 | 5.611 | 5.778 | 6.000 | 6.222 | 6.333 |
| Sulawesi Utara | 4.278 | 4.389 | 4.500 | 4.500 | 4.611 | 4.611 |
| Sulawesi Tengah | 5.375 | 5.542 | 5.542 | 5.542 | 5.542 | 5.708 |
| Sulawesi Selatan | 5.417 | 5.417 | 5.500 | 5.583 | 5.583 | 5.875 |
| Sulawesi Tenggara | 4.893 | 4.893 | 4.893 | 4.893 | 4.893 | 4.893 |
| Gorontalo | 4.889 | 4.889 | 4.889 | 5.000 | 5.000 | 5.000 |
| Sulawesi Barat | 4.833 | 4.917 | 4.917 | 5.083 | 5.167 | 5.250 |
| Maluku | 5.429 | 5.429 | 5.429 | 5.429 | 5.429 | 5.429 |
| Maluku Utara | 7.350 | 7.500 | 7.500 | 7.700 | 7.700 | 7.800 |
| Papua Barat | 6.143 | 6.286 | 6.286 | 6.286 | 6.286 | 6.286 |
| Papua | 7.222 | 7.333 | 7.333 | 7.444 | 7.444 | 7.667 |
| Nasional | 5.013 | 5.064 | 5.116 | 5.177 | 5.208 | 5.321 |

Lanjutan Tabel 2.5

| Provinsi | Juli | Agustus | September | Oktober | November | Desember | Rata-rata |
|--------------------------|--------------|--------------|--------------|--------------|--------------|--------------|--------------|
| (1) | (8) | (9) | (10) | (11) | (12) | (13) | (14) |
| Nanggroe Aceh Darussalam | 5.875 | 5.875 | 5.875 | 5.958 | 5.958 | 5.958 | 5.611 |
| Sumatera Utara | 5.692 | 5.692 | 5.692 | 5.769 | 5.769 | 5.769 | 5.487 |
| Sumatera Barat | 5.500 | 5.633 | 5.633 | 5.733 | 5.733 | 5.733 | 5.417 |
| Riau | 5.917 | 5.917 | 6.000 | 6.000 | 6.000 | 6.000 | 5.771 |
| Jambi | 5.350 | 5.350 | 5.350 | 5.350 | 5.350 | 5.350 | 5.171 |
| Sumatera Selatan | 5.107 | 5.107 | 5.179 | 5.179 | 5.321 | 5.464 | 5.071 |
| Bengkulu | 5.200 | 5.300 | 5.400 | 5.400 | 5.500 | 5.700 | 5.204 |
| Lampung | 5.364 | 5.364 | 5.364 | 5.364 | 5.364 | 5.364 | 5.295 |
| Bangka Belitung | 5.917 | 5.917 | 5.917 | 5.917 | 5.917 | 5.917 | 5.806 |
| Kepulauan Riau | 6.333 | 6.556 | 6.833 | 6.833 | 6.833 | 6.833 | 6.495 |
| Jawa Barat | 4.418 | 4.418 | 4.439 | 4.469 | 4.480 | 4.500 | 4.291 |
| Jawa Tengah | 4.201 | 4.223 | 4.272 | 4.324 | 4.385 | 4.429 | 4.165 |
| D. I. Yogyakarta | 4.000 | 4.000 | 4.000 | 4.077 | 4.077 | 4.077 | 3.939 |
| Jawa Timur | 3.422 | 3.439 | 3.442 | 3.481 | 3.519 | 3.519 | 3.373 |
| Banten | 4.400 | 4.500 | 4.567 | 4.667 | 4.800 | 4.800 | 4.439 |
| Bali | 3.100 | 3.100 | 3.133 | 3.067 | 3.100 | 3.100 | 3.036 |
| Nusa Tenggara Barat | 4.800 | 4.800 | 4.900 | 4.900 | 5.000 | 5.000 | 4.658 |
| Nusa Tenggara Timur | 4.773 | 4.955 | 5.045 | 4.955 | 4.955 | 4.955 | 4.822 |
| Kalimantan Barat | 6.842 | 6.947 | 6.947 | 6.895 | 6.947 | 7.000 | 6.724 |
| Kalimantan Tengah | 5.846 | 5.846 | 5.923 | 5.923 | 5.923 | 5.923 | 5.679 |
| Kalimantan Selatan | 5.038 | 5.038 | 5.038 | 5.385 | 5.385 | 5.385 | 4.971 |
| Kalimantan Timur | 6.556 | 6.556 | 6.556 | 6.556 | 6.611 | 6.667 | 6.255 |
| Sulawesi Utara | 4.611 | 4.833 | 4.833 | 4.944 | 5.056 | 5.056 | 4.685 |
| Sulawesi Tengah | 5.792 | 5.875 | 6.042 | 6.042 | 6.042 | 6.125 | 5.764 |
| Sulawesi Selatan | 5.958 | 5.958 | 5.958 | 5.958 | 5.917 | 6.000 | 5.760 |
| Sulawesi Tenggara | 4.964 | 4.964 | 4.964 | 4.964 | 4.964 | 4.964 | 4.929 |
| Gorontalo | 5.000 | 5.111 | 5.222 | 5.556 | 5.556 | 5.556 | 5.139 |
| Sulawesi Barat | 5.417 | 5.417 | 5.500 | 5.500 | 5.500 | 5.583 | 5.257 |
| Maluku | 5.571 | 5.571 | 5.571 | 5.857 | 5.857 | 5.857 | 5.571 |
| Maluku Utara | 7.800 | 7.800 | 7.800 | 7.800 | 7.800 | 7.800 | 7.696 |
| Papua Barat | 6.571 | 6.857 | 6.857 | 6.857 | 6.857 | 6.857 | 6.536 |
| Papua | 7.667 | 7.778 | 8.000 | 7.778 | 7.778 | 8.333 | 7.648 |
| Nasional | 5.406 | 5.459 | 5.508 | 5.546 | 5.570 | 5.612 | 5.333 |

Tabel 2.6
Harga Konsumen Perdesaan Kelompok Makanan Jadi, 2008
Nasi Rames (Rp/Porsi)

| Provinsi | Januari | Februari | Maret | April | Mei | Juni |
|--------------------------|--------------|--------------|--------------|--------------|--------------|--------------|
| (1) | (2) | (3) | (4) | (5) | (6) | (7) |
| Nanggroe Aceh Darussalam | 5.250 | 5.250 | 5.250 | 5.250 | 5.500 | 5.500 |
| Sumatera Utara | 6.409 | 6.591 | 6.591 | 6.591 | 6.591 | 6.773 |
| Sumatera Barat | 7.806 | 7.861 | 7.917 | 7.889 | 7.889 | 8.083 |
| Riau | 8.792 | 8.875 | 8.875 | 8.875 | 9.125 | 9.125 |
| Jambi | 8.071 | 8.214 | 8.214 | 8.286 | 8.286 | 8.786 |
| Sumatera Selatan | 5.929 | 5.929 | 5.929 | 5.929 | 5.929 | 5.929 |
| Bengkulu | 5.500 | 5.500 | 5.500 | 5.500 | 5.500 | 5.500 |
| Lampung | 4.750 | 4.750 | 4.875 | 4.875 | 4.875 | 4.875 |
| Bangka Belitung | 8.056 | 8.056 | 8.056 | 8.056 | 8.111 | 8.222 |
| Kepulauan Riau | 9.111 | 9.111 | 9.111 | 9.111 | 9.111 | 9.133 |
| Jawa Barat | 5.333 | 5.393 | 5.405 | 5.476 | 5.631 | 5.845 |
| Jawa Tengah | 3.539 | 3.595 | 3.609 | 3.658 | 3.680 | 3.768 |
| D. I. Yogyakarta | 4.045 | 4.045 | 4.091 | 4.091 | 4.136 | 4.136 |
| Jawa Timur | 4.318 | 4.412 | 4.486 | 4.486 | 4.486 | 4.628 |
| Banten | 6.367 | 6.400 | 6.467 | 6.500 | 6.500 | 6.533 |
| Bali | 5.472 | 5.528 | 5.583 | 5.639 | 5.694 | 5.806 |
| Nusa Tenggara Barat | 5.278 | 5.278 | 5.278 | 5.278 | 5.278 | 5.278 |
| Nusa Tenggara Timur | 7.700 | 7.700 | 7.700 | 7.700 | 7.700 | 8.100 |
| Kalimantan Barat | 7.773 | 7.864 | 8.045 | 8.227 | 8.227 | 8.455 |
| Kalimantan Tengah | 7.063 | 7.063 | 7.125 | 7.125 | 7.250 | 7.500 |
| Kalimantan Selatan | 4.667 | 4.667 | 4.750 | 4.750 | 4.917 | 4.750 |
| Kalimantan Timur | 7.688 | 7.688 | 7.688 | 8.188 | 8.563 | 8.563 |
| Sulawesi Utara | 6.357 | 6.357 | 6.357 | 6.357 | 6.357 | 6.357 |
| Sulawesi Tengah | 7.500 | 7.500 | 7.667 | 7.667 | 7.667 | 7.917 |
| Sulawesi Selatan | 7.000 | 7.000 | 7.000 | 7.000 | 7.000 | 7.000 |
| Sulawesi Tenggara | 6.333 | 6.333 | 6.333 | 6.333 | 6.333 | 6.333 |
| Gorontalo | 6.833 | 6.833 | 6.833 | 6.833 | 6.833 | 7.000 |
| Sulawesi Barat | 7.625 | 7.625 | 7.875 | 7.875 | 7.875 | 8.125 |
| Maluku | 6.250 | 6.250 | 6.250 | 6.250 | 6.250 | 6.500 |
| Maluku Utara | 9.125 | 9.125 | 9.125 | 9.125 | 9.125 | 9.500 |
| Papua Barat | 9.500 | 9.500 | 9.500 | 10.250 | 10.250 | 10.250 |
| Papua | 8.500 | 9.167 | 9.167 | 9.167 | 9.500 | 9.500 |
| Nasional | 6.686 | 6.733 | 6.770 | 6.823 | 6.880 | 6.993 |

Lanjutan Tabel 2.6

| Provinsi | Juli | Agustus | September | Oktober | November | Desember | Rata-rata |
|--------------------------|--------------|--------------|--------------|--------------|--------------|--------------|--------------|
| (1) | (8) | (9) | (10) | (11) | (12) | (13) | (14) |
| Nanggroe Aceh Darussalam | 5.500 | 5.500 | 5.500 | 5.500 | 5.500 | 5.500 | 5.417 |
| Sumatera Utara | 6.773 | 6.864 | 6.864 | 6.955 | 7.136 | 7.318 | 6.788 |
| Sumatera Barat | 8.306 | 8.417 | 8.472 | 8.694 | 8.750 | 8.806 | 8.241 |
| Riau | 9.292 | 9.625 | 9.875 | 9.708 | 9.875 | 9.875 | 9.326 |
| Jambi | 8.786 | 8.786 | 8.929 | 8.929 | 8.929 | 8.929 | 8.595 |
| Sumatera Selatan | 6.071 | 6.071 | 5.929 | 5.929 | 5.929 | 5.929 | 5.952 |
| Bengkulu | 5.750 | 5.750 | 5.750 | 5.750 | 5.750 | 5.750 | 5.625 |
| Lampung | 4.875 | 4.875 | 5.125 | 5.125 | 5.125 | 5.125 | 4.938 |
| Bangka Belitung | 8.444 | 8.444 | 8.778 | 8.778 | 9.222 | 9.222 | 8.454 |
| Kepulauan Riau | 9.133 | 9.133 | 9.244 | 9.244 | 9.467 | 9.744 | 9.221 |
| Jawa Barat | 5.988 | 6.095 | 6.095 | 6.095 | 6.143 | 6.143 | 5.804 |
| Jawa Tengah | 3.778 | 3.799 | 3.820 | 3.824 | 3.873 | 3.873 | 3.735 |
| D. I. Yogyakarta | 4.227 | 4.273 | 4.273 | 4.273 | 4.273 | 4.273 | 4.178 |
| Jawa Timur | 4.689 | 4.723 | 4.764 | 4.804 | 4.851 | 4.865 | 4.626 |
| Banten | 6.533 | 6.533 | 6.600 | 6.667 | 6.733 | 6.800 | 6.553 |
| Bali | 5.861 | 5.917 | 5.917 | 5.917 | 5.917 | 5.917 | 5.764 |
| Nusa Tenggara Barat | 5.278 | 5.278 | 5.389 | 5.389 | 5.389 | 5.389 | 5.315 |
| Nusa Tenggara Timur | 8.100 | 8.100 | 8.100 | 8.100 | 8.100 | 8.100 | 7.933 |
| Kalimantan Barat | 8.636 | 8.727 | 8.727 | 8.909 | 8.909 | 8.909 | 8.451 |
| Kalimantan Tengah | 7.500 | 7.500 | 7.500 | 7.500 | 7.500 | 7.500 | 7.344 |
| Kalimantan Selatan | 4.917 | 4.917 | 5.250 | 5.750 | 5.750 | 5.750 | 5.069 |
| Kalimantan Timur | 8.688 | 8.688 | 9.063 | 9.063 | 9.063 | 9.063 | 8.500 |
| Sulawesi Utara | 6.500 | 6.714 | 6.857 | 7.000 | 7.143 | 7.571 | 6.661 |
| Sulawesi Tengah | 7.917 | 7.917 | 8.583 | 8.583 | 8.583 | 8.750 | 8.021 |
| Sulawesi Selatan | 7.333 | 7.333 | 7.333 | 7.333 | 7.333 | 7.333 | 7.167 |
| Sulawesi Tenggara | 6.333 | 6.333 | 6.333 | 6.333 | 6.333 | 6.333 | 6.333 |
| Gorontalo | 7.000 | 7.000 | 7.000 | 7.333 | 7.500 | 7.500 | 7.042 |
| Sulawesi Barat | 8.125 | 8.250 | 8.250 | 8.250 | 8.313 | 8.313 | 8.042 |
| Maluku | 6.500 | 6.500 | 6.500 | 6.500 | 6.500 | 6.500 | 6.396 |
| Maluku Utara | 9.500 | 9.500 | 9.500 | 9.500 | 9.500 | 9.500 | 9.344 |
| Papua Barat | 10.750 | 10.750 | 10.750 | 10.750 | 10.750 | 10.750 | 10.313 |
| Papua | 9.500 | 9.500 | 9.833 | 9.833 | 9.833 | 10.667 | 9.514 |
| Nasional | 7.081 | 7.119 | 7.216 | 7.260 | 7.312 | 7.375 | 7.021 |

Tabel 2.7
Harga Konsumen Perdesaan Kelompok Makanan Jadi, 2008
Mie Ayam (Rp/Porsi)

| Provinsi | Januari | Februari | Maret | April | Mei | Juni |
|--------------------------|--------------|--------------|--------------|--------------|--------------|--------------|
| (1) | (2) | (3) | (4) | (5) | (6) | (7) |
| Nanggroe Aceh Darussalam | 5.250 | 5.250 | 5.750 | 5.750 | 6.000 | 6.250 |
| Sumatera Utara | 5.500 | 5.750 | 5.750 | 5.750 | 5.750 | 6.375 |
| Sumatera Barat | 5.667 | 5.667 | 5.667 | 5.833 | 5.833 | 5.833 |
| Riau | 6.091 | 6.091 | 6.091 | 6.091 | 6.091 | 6.091 |
| Jambi | 5.400 | 5.400 | 5.400 | 5.000 | 5.000 | 5.400 |
| Sumatera Selatan | 4.750 | 4.750 | 4.750 | 4.750 | 4.750 | 4.875 |
| Bengkulu | 5.250 | 5.250 | 5.250 | 5.500 | 5.500 | 5.500 |
| Lampung | 4.778 | 4.778 | 4.778 | 4.778 | 4.778 | 4.778 |
| Bangka Belitung | 5.667 | 5.667 | 5.667 | 5.667 | 5.722 | 5.722 |
| Kepulauan Riau | 6.000 | 6.000 | 6.000 | 6.000 | 6.000 | 6.100 |
| Jawa Barat | 3.429 | 3.471 | 3.500 | 3.500 | 3.629 | 3.643 |
| Jawa Tengah | 3.273 | 3.280 | 3.313 | 3.347 | 3.353 | 3.420 |
| D. I. Yogyakarta | 3.056 | 3.056 | 3.056 | 3.111 | 3.167 | 3.222 |
| Jawa Timur | 2.962 | 2.970 | 2.985 | 3.000 | 3.023 | 3.129 |
| Banten | 3.654 | 3.692 | 3.692 | 3.731 | 3.808 | 3.885 |
| Bali | 2.500 | 2.500 | 2.500 | 2.500 | 2.500 | 2.500 |
| Nusa Tenggara Barat | 4.500 | 4.500 | 4.500 | 4.500 | 4.500 | 4.500 |
| Nusa Tenggara Timur | 4.583 | 4.583 | 4.583 | 4.667 | 4.833 | 4.833 |
| Kalimantan Barat | 6.571 | 6.571 | 6.571 | 6.571 | 6.571 | 6.571 |
| Kalimantan Tengah | 5.583 | 5.583 | 5.583 | 5.583 | 5.750 | 5.917 |
| Kalimantan Selatan | 4.400 | 4.400 | 4.600 | 4.600 | 4.600 | 4.600 |
| Kalimantan Timur | 6.125 | 6.125 | 6.125 | 6.375 | 6.625 | 6.750 |
| Sulawesi Utara | 5.500 | 5.500 | 5.500 | 5.500 | 5.500 | 5.750 |
| Sulawesi Tengah | 7.000 | 7.000 | 7.000 | 7.000 | 7.000 | 7.167 |
| Sulawesi Selatan | 5.357 | 5.357 | 5.500 | 5.500 | 5.571 | 5.571 |
| Sulawesi Tenggara | 5.700 | 5.700 | 5.700 | 5.700 | 5.700 | 5.700 |
| Gorontalo | 6.000 | 6.000 | 6.000 | 6.000 | 6.000 | 6.250 |
| Sulawesi Barat | 6.250 | 6.250 | 6.250 | 6.250 | 6.250 | 6.500 |
| Maluku | 5.500 | 5.500 | 5.500 | 5.500 | 5.500 | 5.750 |
| Maluku Utara | 7.917 | 7.917 | 7.917 | 7.917 | 7.917 | 8.250 |
| Papua Barat | 6.500 | 6.500 | 6.500 | 6.500 | 7.000 | 7.000 |
| Papua | 8.000 | 8.000 | 8.000 | 8.000 | 8.000 | 8.400 |
| Nasional | 5.272 | 5.283 | 5.312 | 5.327 | 5.382 | 5.507 |

Lanjutan Tabel 2.7

| Provinsi | Juli | Agustus | September | Oktober | November | Desember | Rata-rata |
|--------------------------|--------------|--------------|--------------|--------------|--------------|--------------|--------------|
| (1) | (8) | (9) | (10) | (11) | (12) | (13) | (14) |
| Nanggroe Aceh Darussalam | 6.250 | 6.250 | 6.250 | 6.250 | 6.250 | 6.250 | 5.979 |
| Sumatera Utara | 6.375 | 6.375 | 6.375 | 6.375 | 6.375 | 6.375 | 6.094 |
| Sumatera Barat | 5.833 | 5.833 | 5.833 | 5.833 | 5.833 | 5.833 | 5.792 |
| Riau | 6.273 | 6.409 | 6.682 | 6.682 | 6.682 | 6.773 | 6.337 |
| Jambi | 5.400 | 5.400 | 5.600 | 5.600 | 5.600 | 5.600 | 5.400 |
| Sumatera Selatan | 4.875 | 5.000 | 5.000 | 5.125 | 5.125 | 5.125 | 4.906 |
| Bengkulu | 5.750 | 5.750 | 5.750 | 5.750 | 6.000 | 6.000 | 5.604 |
| Lampung | 4.778 | 4.778 | 4.778 | 4.778 | 4.778 | 4.778 | 4.778 |
| Bangka Belitung | 5.722 | 5.722 | 5.667 | 5.667 | 6.000 | 6.000 | 5.741 |
| Kepulauan Riau | 6.100 | 6.100 | 6.433 | 6.433 | 6.433 | 6.433 | 6.169 |
| Jawa Barat | 3.714 | 3.714 | 3.729 | 3.743 | 3.743 | 3.771 | 3.632 |
| Jawa Tengah | 3.453 | 3.480 | 3.553 | 3.573 | 3.593 | 3.633 | 3.439 |
| D. I. Yogyakarta | 3.389 | 3.389 | 3.500 | 3.667 | 3.667 | 3.667 | 3.329 |
| Jawa Timur | 3.174 | 3.197 | 3.212 | 3.250 | 3.295 | 3.295 | 3.124 |
| Banten | 3.923 | 4.000 | 4.038 | 4.077 | 4.115 | 4.192 | 3.901 |
| Bali | 2.500 | 2.583 | 2.583 | 2.667 | 2.750 | 2.750 | 2.569 |
| Nusa Tenggara Barat | 4.667 | 4.667 | 4.667 | 4.667 | 4.667 | 4.667 | 4.583 |
| Nusa Tenggara Timur | 5.000 | 5.000 | 5.000 | 5.000 | 5.000 | 5.000 | 4.840 |
| Kalimantan Barat | 6.571 | 6.714 | 6.714 | 6.714 | 6.714 | 6.857 | 6.643 |
| Kalimantan Tengah | 5.917 | 5.917 | 6.083 | 6.083 | 6.083 | 6.083 | 5.847 |
| Kalimantan Selatan | 4.600 | 4.200 | 4.200 | 4.200 | 4.400 | 4.400 | 4.433 |
| Kalimantan Timur | 6.750 | 6.750 | 6.750 | 6.750 | 7.000 | 7.125 | 6.604 |
| Sulawesi Utara | 5.750 | 5.750 | 5.750 | 5.750 | 5.750 | 5.750 | 5.646 |
| Sulawesi Tengah | 7.167 | 7.167 | 7.167 | 7.167 | 7.167 | 7.167 | 7.097 |
| Sulawesi Selatan | 5.714 | 5.714 | 5.714 | 5.714 | 5.714 | 5.714 | 5.595 |
| Sulawesi Tenggara | 5.700 | 5.700 | 5.700 | 5.900 | 5.900 | 5.900 | 5.750 |
| Gorontalo | 6.250 | 6.250 | 6.250 | 6.250 | 6.250 | 6.250 | 6.146 |
| Sulawesi Barat | 6.750 | 6.750 | 6.750 | 6.750 | 7.000 | 7.000 | 6.563 |
| Maluku | 6.000 | 6.000 | 6.000 | 6.250 | 6.250 | 6.250 | 5.833 |
| Maluku Utara | 8.250 | 8.250 | 8.250 | 8.417 | 8.417 | 8.417 | 8.153 |
| Papua Barat | 7.500 | 7.500 | 7.500 | 7.500 | 7.500 | 7.500 | 7.083 |
| Papua | 8.400 | 8.400 | 8.800 | 8.800 | 8.900 | 8.900 | 8.383 |
| Nasional | 5.578 | 5.585 | 5.634 | 5.668 | 5.717 | 5.733 | 5.500 |

Tabel 2.8
Harga Konsumen Perdesaan Kelompok Makanan Jadi, 2008
Gula Pasir (Rp/Kg)

| Provinsi | Januari | Februari | Maret | April | Mei | Juni |
|--------------------------|--------------|--------------|--------------|--------------|--------------|--------------|
| (1) | (2) | (3) | (4) | (5) | (6) | (7) |
| Nanggroe Aceh Darussalam | 7.471 | 7.529 | 7.647 | 7.765 | 7.706 | 7.824 |
| Sumatera Utara | 7.391 | 7.383 | 7.374 | 7.417 | 7.383 | 7.374 |
| Sumatera Barat | 6.896 | 6.926 | 6.939 | 6.874 | 6.939 | 6.957 |
| Riau | 7.453 | 7.453 | 7.453 | 7.453 | 7.505 | 7.453 |
| Jambi | 7.344 | 7.369 | 7.400 | 7.338 | 7.494 | 7.369 |
| Sumatera Selatan | 6.900 | 6.975 | 6.975 | 7.060 | 7.050 | 7.025 |
| Bengkulu | 7.471 | 7.500 | 7.529 | 7.471 | 7.529 | 7.647 |
| Lampung | 6.600 | 6.626 | 6.626 | 6.663 | 6.584 | 6.611 |
| Bangka Belitung | 7.091 | 7.091 | 7.091 | 7.091 | 7.227 | 7.295 |
| Kepulauan Riau | 6.800 | 6.900 | 6.900 | 6.900 | 6.850 | 6.980 |
| Jawa Barat | 6.652 | 6.691 | 6.766 | 6.713 | 6.744 | 6.763 |
| Jawa Tengah | 6.316 | 6.332 | 6.326 | 6.278 | 6.285 | 6.263 |
| D. I. Yogyakarta | 6.300 | 6.300 | 6.432 | 6.421 | 6.445 | 6.437 |
| Jawa Timur | 6.112 | 6.125 | 6.206 | 6.176 | 6.159 | 6.156 |
| Banten | 7.104 | 7.104 | 7.139 | 7.091 | 7.091 | 7.035 |
| Bali | 6.645 | 6.648 | 6.672 | 6.603 | 6.597 | 6.579 |
| Nusa Tenggara Barat | 7.089 | 7.128 | 7.089 | 7.117 | 7.089 | 7.122 |
| Nusa Tenggara Timur | 7.798 | 7.815 | 7.863 | 8.056 | 8.073 | 8.065 |
| Kalimantan Barat | 7.095 | 7.095 | 7.120 | 7.050 | 7.175 | 7.310 |
| Kalimantan Tengah | 7.236 | 7.250 | 7.250 | 7.305 | 7.155 | 7.282 |
| Kalimantan Selatan | 6.393 | 6.389 | 6.404 | 6.411 | 6.393 | 6.446 |
| Kalimantan Timur | 7.511 | 7.589 | 7.795 | 7.932 | 7.932 | 8.011 |
| Sulawesi Utara | 6.733 | 6.889 | 6.889 | 6.944 | 6.944 | 6.917 |
| Sulawesi Tengah | 7.589 | 7.661 | 7.704 | 7.633 | 7.633 | 7.669 |
| Sulawesi Selatan | 7.509 | 7.465 | 7.487 | 7.552 | 7.617 | 7.628 |
| Sulawesi Tenggara | 7.750 | 7.744 | 7.828 | 7.853 | 7.984 | 8.016 |
| Gorontalo | 6.891 | 6.953 | 6.922 | 6.922 | 6.891 | 6.828 |
| Sulawesi Barat | 7.175 | 7.235 | 7.104 | 7.134 | 7.134 | 7.159 |
| Maluku | 8.500 | 8.553 | 8.447 | 8.579 | 8.605 | 8.842 |
| Maluku Utara | 8.206 | 8.206 | 8.269 | 8.206 | 8.206 | 8.613 |
| Papua Barat | 8.600 | 8.600 | 8.950 | 8.950 | 9.400 | 10.000 |
| Papua | 9.870 | 9.913 | 9.913 | 9.987 | 10.074 | 10.596 |
| Nasional | 7.265 | 7.295 | 7.328 | 7.342 | 7.372 | 7.446 |

Lanjutan Tabel 2.8

| Provinsi | Juli | Agustus | September | Oktober | November | Desember | Rata-rata |
|--------------------------|--------------|--------------|--------------|--------------|--------------|--------------|--------------|
| (1) | (8) | (9) | (10) | (11) | (12) | (13) | (14) |
| Nanggroe Aceh Darussalam | 7.765 | 7.765 | 7.735 | 7.735 | 7.735 | 7.912 | 7.716 |
| Sumatera Utara | 7.448 | 7.426 | 7.439 | 7.330 | 7.226 | 7.235 | 7.369 |
| Sumatera Barat | 6.935 | 6.935 | 6.926 | 6.909 | 6.878 | 6.835 | 6.912 |
| Riau | 7.447 | 7.479 | 7.505 | 7.505 | 7.505 | 7.532 | 7.479 |
| Jambi | 7.713 | 7.869 | 7.806 | 7.681 | 7.681 | 7.431 | 7.541 |
| Sumatera Selatan | 6.938 | 6.938 | 6.863 | 6.713 | 6.753 | 6.738 | 6.910 |
| Bengkulu | 7.618 | 7.529 | 7.529 | 7.588 | 7.471 | 7.441 | 7.527 |
| Lampung | 6.647 | 6.584 | 6.579 | 6.584 | 6.547 | 6.547 | 6.600 |
| Bangka Belitung | 7.273 | 7.250 | 7.250 | 7.273 | 7.227 | 7.227 | 7.199 |
| Kepulauan Riau | 6.930 | 6.980 | 7.060 | 7.010 | 6.960 | 6.960 | 6.936 |
| Jawa Barat | 6.727 | 6.748 | 6.756 | 6.765 | 6.752 | 6.708 | 6.732 |
| Jawa Tengah | 6.237 | 6.227 | 6.217 | 6.232 | 6.207 | 6.213 | 6.261 |
| D. I. Yogyakarta | 6.411 | 6.300 | 6.353 | 6.342 | 6.305 | 6.316 | 6.363 |
| Jawa Timur | 6.166 | 6.152 | 6.130 | 6.128 | 6.141 | 6.154 | 6.151 |
| Banten | 7.052 | 7.161 | 7.074 | 7.065 | 7.065 | 6.991 | 7.081 |
| Bali | 6.666 | 6.621 | 6.621 | 6.597 | 6.562 | 6.545 | 6.613 |
| Nusa Tenggara Barat | 7.150 | 7.111 | 7.150 | 7.150 | 7.122 | 7.122 | 7.120 |
| Nusa Tenggara Timur | 8.121 | 8.089 | 8.137 | 8.153 | 8.153 | 8.153 | 8.040 |
| Kalimantan Barat | 7.335 | 7.295 | 7.270 | 7.320 | 7.320 | 7.420 | 7.234 |
| Kalimantan Tengah | 7.305 | 7.386 | 7.318 | 7.318 | 7.314 | 7.314 | 7.286 |
| Kalimantan Selatan | 6.468 | 6.464 | 6.457 | 6.479 | 6.471 | 6.489 | 6.439 |
| Kalimantan Timur | 8.011 | 8.011 | 8.089 | 8.089 | 8.089 | 8.089 | 7.929 |
| Sulawesi Utara | 7.000 | 7.167 | 7.167 | 7.194 | 7.194 | 7.167 | 7.017 |
| Sulawesi Tengah | 7.740 | 7.704 | 7.704 | 7.704 | 7.704 | 7.687 | 7.678 |
| Sulawesi Selatan | 7.628 | 7.628 | 7.628 | 7.607 | 7.585 | 7.585 | 7.577 |
| Sulawesi Tenggara | 8.031 | 8.063 | 8.047 | 8.063 | 8.063 | 8.063 | 7.959 |
| Gorontalo | 6.906 | 6.906 | 6.844 | 6.906 | 6.781 | 6.781 | 6.878 |
| Sulawesi Barat | 7.159 | 7.209 | 7.184 | 7.134 | 7.134 | 7.159 | 7.160 |
| Maluku | 8.842 | 8.842 | 8.842 | 8.737 | 8.789 | 8.816 | 8.700 |
| Maluku Utara | 8.644 | 8.644 | 8.644 | 8.644 | 8.675 | 8.706 | 8.472 |
| Papua Barat | 10.150 | 10.000 | 10.300 | 10.200 | 10.200 | 10.200 | 9.629 |
| Papua | 10.813 | 10.900 | 10.878 | 10.987 | 10.900 | 10.987 | 10.485 |
| Nasional | 7.477 | 7.481 | 7.484 | 7.473 | 7.453 | 7.454 | 7.406 |

Tabel 2.9
Harga Konsumen Perdesaan Kelompok Makanan Jadi, 2008
Kopi Bubuk (Rp/Ons)

| Provinsi | Januari | Februari | Maret | April | Mei | Juni |
|--------------------------|--------------|--------------|--------------|--------------|--------------|--------------|
| (1) | (2) | (3) | (4) | (5) | (6) | (7) |
| Nanggroe Aceh Darussalam | 3.122 | 3.122 | 3.230 | 3.274 | 3.317 | 3.317 |
| Sumatera Utara | 2.043 | 2.087 | 2.109 | 2.109 | 2.117 | 2.230 |
| Sumatera Barat | 2.307 | 2.333 | 2.343 | 2.386 | 2.457 | 2.593 |
| Riau | 2.523 | 2.523 | 2.523 | 2.523 | 2.523 | 2.614 |
| Jambi | 2.543 | 2.543 | 2.620 | 2.620 | 2.620 | 2.797 |
| Sumatera Selatan | 2.738 | 2.738 | 2.738 | 2.738 | 2.738 | 2.762 |
| Bengkulu | 2.474 | 2.526 | 2.605 | 2.637 | 2.742 | 2.742 |
| Lampung | 2.521 | 2.521 | 2.521 | 2.521 | 2.531 | 2.543 |
| Bangka Belitung | 1.735 | 1.750 | 1.765 | 1.779 | 1.824 | 1.868 |
| Kepulauan Riau | 4.136 | 4.136 | 4.182 | 4.182 | 4.182 | 4.273 |
| Jawa Barat | 2.844 | 2.855 | 2.897 | 2.928 | 2.989 | 3.015 |
| Jawa Tengah | 2.564 | 2.569 | 2.592 | 2.599 | 2.626 | 2.656 |
| D. I. Yogyakarta | 3.283 | 3.283 | 3.283 | 3.283 | 3.283 | 3.350 |
| Jawa Timur | 2.657 | 2.682 | 2.709 | 2.754 | 2.779 | 2.865 |
| Banten | 2.465 | 2.582 | 2.582 | 2.676 | 2.676 | 2.676 |
| Bali | 2.825 | 2.825 | 2.861 | 2.893 | 2.982 | 3.000 |
| Nusa Tenggara Barat | 3.750 | 3.792 | 3.825 | 3.825 | 3.817 | 3.858 |
| Nusa Tenggara Timur | 2.400 | 2.440 | 2.440 | 2.480 | 2.480 | 2.480 |
| Kalimantan Barat | 2.604 | 2.625 | 2.667 | 2.708 | 2.750 | 2.813 |
| Kalimantan Tengah | 3.586 | 3.609 | 3.700 | 3.723 | 3.745 | 3.791 |
| Kalimantan Selatan | 2.925 | 2.943 | 2.996 | 3.032 | 3.050 | 3.168 |
| Kalimantan Timur | 4.417 | 4.417 | 4.513 | 4.513 | 4.575 | 4.596 |
| Sulawesi Utara | 3.113 | 3.167 | 3.167 | 3.167 | 3.167 | 3.167 |
| Sulawesi Tengah | 2.108 | 2.135 | 2.218 | 2.218 | 2.218 | 2.272 |
| Sulawesi Selatan | 1.966 | 1.966 | 1.966 | 2.109 | 2.127 | 2.127 |
| Sulawesi Tenggara | 2.447 | 2.453 | 2.453 | 2.467 | 2.476 | 2.463 |
| Gorontalo | 3.047 | 3.047 | 3.047 | 3.053 | 3.053 | 3.053 |
| Sulawesi Barat | 2.995 | 3.090 | 3.090 | 3.105 | 3.105 | 3.105 |
| Maluku | 2.689 | 2.722 | 2.722 | 2.750 | 2.722 | 2.861 |
| Maluku Utara | 5.833 | 5.833 | 5.833 | 5.800 | 5.800 | 5.800 |
| Papua Barat | 3.556 | 3.556 | 3.556 | 3.556 | 3.556 | 3.667 |
| Papua | 3.981 | 4.019 | 4.077 | 4.115 | 4.115 | 4.154 |
| Nasional | 2.944 | 2.965 | 2.995 | 3.016 | 3.036 | 3.084 |

Lanjutan Tabel 2.9

| Provinsi | Juli | Agustus | September | Oktober | November | Desember | Rata-rata |
|--------------------------|--------------|--------------|--------------|--------------|--------------|--------------|--------------|
| (1) | (8) | (9) | (10) | (11) | (12) | (13) | (14) |
| Nanggroe Aceh Darussalam | 3.361 | 3.361 | 3.365 | 3.365 | 3.365 | 3.365 | 3.297 |
| Sumatera Utara | 2.287 | 2.287 | 2.287 | 2.287 | 2.309 | 2.309 | 2.205 |
| Sumatera Barat | 2.593 | 2.626 | 2.626 | 2.617 | 2.662 | 2.662 | 2.517 |
| Riau | 2.614 | 2.591 | 2.636 | 2.682 | 2.682 | 2.682 | 2.593 |
| Jambi | 2.882 | 2.920 | 2.920 | 2.920 | 2.920 | 2.920 | 2.769 |
| Sumatera Selatan | 2.800 | 2.800 | 2.800 | 2.705 | 2.705 | 2.705 | 2.747 |
| Bengkulu | 2.742 | 2.716 | 2.663 | 2.689 | 2.711 | 2.711 | 2.663 |
| Lampung | 2.543 | 2.552 | 2.552 | 2.552 | 2.495 | 2.519 | 2.531 |
| Bangka Belitung | 1.912 | 1.912 | 1.926 | 1.926 | 1.926 | 1.941 | 1.855 |
| Kepulauan Riau | 4.273 | 4.318 | 4.318 | 4.318 | 4.318 | 4.409 | 4.254 |
| Jawa Barat | 3.042 | 3.040 | 3.059 | 3.077 | 3.081 | 3.116 | 2.995 |
| Jawa Tengah | 2.659 | 2.673 | 2.682 | 2.683 | 2.687 | 2.706 | 2.641 |
| D. I. Yogyakarta | 3.350 | 3.363 | 3.363 | 3.377 | 3.377 | 3.377 | 3.331 |
| Jawa Timur | 2.866 | 2.869 | 2.869 | 2.879 | 2.889 | 2.898 | 2.810 |
| Banten | 2.806 | 2.818 | 2.794 | 2.794 | 2.935 | 2.935 | 2.728 |
| Bali | 3.000 | 3.018 | 3.054 | 3.036 | 3.018 | 3.036 | 2.962 |
| Nusa Tenggara Barat | 3.858 | 3.833 | 3.833 | 3.833 | 3.833 | 3.833 | 3.824 |
| Nusa Tenggara Timur | 2.560 | 2.560 | 2.620 | 2.640 | 2.640 | 2.640 | 2.532 |
| Kalimantan Barat | 2.813 | 2.813 | 2.813 | 2.813 | 2.813 | 2.854 | 2.757 |
| Kalimantan Tengah | 3.768 | 3.927 | 3.927 | 3.927 | 3.927 | 3.927 | 3.797 |
| Kalimantan Selatan | 3.168 | 3.168 | 3.123 | 3.177 | 3.213 | 3.213 | 3.098 |
| Kalimantan Timur | 4.596 | 4.596 | 4.600 | 4.600 | 4.600 | 4.600 | 4.552 |
| Sulawesi Utara | 3.167 | 3.183 | 3.183 | 3.183 | 3.183 | 3.217 | 3.172 |
| Sulawesi Tengah | 2.311 | 2.338 | 2.365 | 2.365 | 2.365 | 2.365 | 2.273 |
| Sulawesi Selatan | 2.127 | 2.127 | 2.145 | 2.145 | 2.163 | 2.163 | 2.094 |
| Sulawesi Tenggara | 2.489 | 2.489 | 2.489 | 2.502 | 2.502 | 2.515 | 2.479 |
| Gorontalo | 3.053 | 3.053 | 3.116 | 3.116 | 3.116 | 3.116 | 3.072 |
| Sulawesi Barat | 3.105 | 3.105 | 3.105 | 3.105 | 3.152 | 3.200 | 3.105 |
| Maluku | 2.917 | 2.917 | 2.944 | 2.972 | 2.972 | 2.972 | 2.847 |
| Maluku Utara | 5.967 | 5.967 | 5.967 | 5.967 | 5.967 | 5.967 | 5.892 |
| Papua Barat | 3.667 | 3.667 | 3.778 | 3.778 | 3.778 | 3.778 | 3.657 |
| Papua | 4.327 | 4.365 | 4.365 | 4.327 | 4.327 | 4.327 | 4.208 |
| Nasional | 3.113 | 3.124 | 3.134 | 3.136 | 3.145 | 3.156 | 3.071 |

Tabel 2.10
Harga Konsumen Perdesaan Kelompok Makanan Jadi, 2008
Kopi Instan (Kopi+Gula) (Rp/Sachet)

| Provinsi | Januari | Februari | Maret | April | Mei | Juni |
|--------------------------|--------------|--------------|--------------|--------------|--------------|--------------|
| (1) | (2) | (3) | (4) | (5) | (6) | (7) |
| Nanggroe Aceh Darussalam | 1.563 | 1.563 | 1.563 | 1.563 | 1.563 | 1.563 |
| Sumatera Utara | 833 | 833 | 833 | 833 | 833 | 839 |
| Sumatera Barat | 1.278 | 1.278 | 1.278 | 1.278 | 1.278 | 1.278 |
| Riau | 1.071 | 1.071 | 1.071 | 1.071 | 1.071 | 1.129 |
| Jambi | 1.214 | 1.214 | 1.214 | 1.214 | 1.214 | 1.257 |
| Sumatera Selatan | 1.000 | 1.000 | 1.000 | 1.000 | 1.013 | 1.075 |
| Bengkulu | 1.400 | 1.400 | 1.400 | 1.400 | 1.450 | 1.500 |
| Lampung | 1.080 | 1.080 | 1.080 | 1.080 | 1.080 | 1.097 |
| Bangka Belitung | 1.050 | 1.050 | 1.050 | 1.050 | 1.050 | 1.050 |
| Kepulauan Riau | 1.463 | 1.463 | 1.463 | 1.463 | 1.463 | 1.550 |
| Jawa Barat | 705 | 705 | 709 | 715 | 720 | 736 |
| Jawa Tengah | 931 | 931 | 932 | 935 | 935 | 939 |
| D. I. Yogyakarta | 1.180 | 1.180 | 1.180 | 1.195 | 1.195 | 1.205 |
| Jawa Timur | 1.388 | 1.395 | 1.398 | 1.406 | 1.412 | 1.446 |
| Banten | 902 | 902 | 902 | 902 | 902 | 904 |
| Bali | 1.000 | 1.000 | 1.000 | 1.000 | 1.000 | 1.024 |
| Nusa Tenggara Barat | 1.000 | 1.000 | 1.000 | 1.000 | 1.000 | 1.000 |
| Nusa Tenggara Timur | 1.192 | 1.192 | 1.192 | 1.192 | 1.192 | 1.192 |
| Kalimantan Barat | 1.115 | 1.115 | 1.115 | 1.115 | 1.154 | 1.154 |
| Kalimantan Tengah | 1.033 | 1.033 | 1.033 | 1.033 | 1.033 | 1.033 |
| Kalimantan Selatan | 1.100 | 1.100 | 1.100 | 1.100 | 1.100 | 1.100 |
| Kalimantan Timur | 1.222 | 1.222 | 1.222 | 1.222 | 1.222 | 1.278 |
| Sulawesi Utara | 1.000 | 1.000 | 1.000 | 1.000 | 1.000 | 1.000 |
| Sulawesi Tengah | 1.107 | 1.107 | 1.143 | 1.143 | 1.143 | 1.143 |
| Sulawesi Selatan | 1.458 | 1.458 | 1.484 | 1.484 | 1.537 | 1.537 |
| Sulawesi Tenggara | 1.059 | 1.059 | 1.059 | 1.059 | 1.059 | 1.059 |
| Gorontalo | 1.046 | 1.046 | 1.050 | 1.050 | 1.050 | 1.050 |
| Sulawesi Barat | 1.571 | 1.571 | 1.571 | 1.571 | 1.571 | 1.571 |
| Maluku | 1.250 | 1.350 | 1.350 | 1.350 | 1.350 | 1.350 |
| Maluku Utara | 1.357 | 1.357 | 1.357 | 1.357 | 1.357 | 1.357 |
| Papua Barat | 1.250 | 1.250 | 1.250 | 1.250 | 1.250 | 1.250 |
| Papua | 1.357 | 1.357 | 1.357 | 1.357 | 1.357 | 1.357 |
| Nasional | 1.162 | 1.165 | 1.167 | 1.168 | 1.174 | 1.188 |

Lanjutan Tabel 2.10

| Provinsi | Juli | Agustus | September | Oktober | November | Desember | Rata-rata |
|--------------------------|--------------|----------------|------------------|----------------|-----------------|-----------------|------------------|
| (1) | (8) | (9) | (10) | (11) | (12) | (13) | (14) |
| Nanggroe Aceh Darussalam | 1.563 | 1.588 | 1.588 | 1.588 | 1.588 | 1.588 | 1.573 |
| Sumatera Utara | 839 | 839 | 839 | 839 | 839 | 839 | 837 |
| Sumatera Barat | 1.278 | 1.278 | 1.278 | 1.278 | 1.278 | 1.278 | 1.278 |
| Riau | 1.129 | 1.129 | 1.129 | 1.129 | 1.129 | 1.129 | 1.105 |
| Jambi | 1.257 | 1.257 | 1.257 | 1.257 | 1.257 | 1.257 | 1.239 |
| Sumatera Selatan | 1.075 | 1.075 | 1.075 | 1.075 | 1.075 | 1.075 | 1.045 |
| Bengkulu | 1.500 | 1.500 | 1.500 | 1.500 | 1.500 | 1.500 | 1.463 |
| Lampung | 1.097 | 1.097 | 1.097 | 1.097 | 1.153 | 1.153 | 1.099 |
| Bangka Belitung | 1.050 | 1.050 | 1.050 | 1.050 | 1.000 | 1.000 | 1.042 |
| Kepulauan Riau | 1.550 | 1.550 | 1.550 | 1.550 | 1.550 | 1.550 | 1.514 |
| Jawa Barat | 745 | 746 | 747 | 747 | 754 | 756 | 732 |
| Jawa Tengah | 936 | 939 | 942 | 942 | 947 | 950 | 938 |
| D. I. Yogyakarta | 1.205 | 1.205 | 1.210 | 1.210 | 1.210 | 1.230 | 1.200 |
| Jawa Timur | 1.454 | 1.454 | 1.454 | 1.454 | 1.459 | 1.461 | 1.432 |
| Banten | 922 | 922 | 922 | 922 | 922 | 922 | 912 |
| Bali | 1.024 | 1.024 | 1.048 | 1.048 | 1.060 | 1.060 | 1.024 |
| Nusa Tenggara Barat | 1.000 | 1.000 | 1.000 | 1.000 | 1.000 | 1.000 | 1.000 |
| Nusa Tenggara Timur | 1.269 | 1.269 | 1.308 | 1.308 | 1.308 | 1.308 | 1.244 |
| Kalimantan Barat | 1.154 | 1.154 | 1.154 | 1.154 | 1.154 | 1.162 | 1.142 |
| Kalimantan Tengah | 1.083 | 1.083 | 1.083 | 1.083 | 1.083 | 1.083 | 1.058 |
| Kalimantan Selatan | 1.100 | 1.100 | 1.100 | 1.100 | 1.100 | 1.100 | 1.100 |
| Kalimantan Timur | 1.278 | 1.278 | 1.278 | 1.278 | 1.278 | 1.278 | 1.255 |
| Sulawesi Utara | 1.000 | 1.000 | 1.000 | 1.000 | 1.000 | 1.000 | 1.000 |
| Sulawesi Tengah | 1.143 | 1.143 | 1.143 | 1.143 | 1.143 | 1.143 | 1.137 |
| Sulawesi Selatan | 1.537 | 1.484 | 1.484 | 1.484 | 1.484 | 1.511 | 1.495 |
| Sulawesi Tenggara | 1.059 | 1.059 | 1.059 | 1.059 | 1.059 | 1.059 | 1.059 |
| Gorontalo | 1.050 | 1.050 | 1.050 | 1.050 | 1.050 | 1.050 | 1.049 |
| Sulawesi Barat | 1.571 | 1.571 | 1.571 | 1.571 | 1.643 | 1.643 | 1.583 |
| Maluku | 1.350 | 1.350 | 1.350 | 1.350 | 1.350 | 1.350 | 1.342 |
| Maluku Utara | 1.357 | 1.357 | 1.357 | 1.357 | 1.357 | 1.357 | 1.357 |
| Papua Barat | 1.250 | 1.250 | 1.250 | 1.250 | 1.250 | 1.250 | 1.250 |
| Papua | 1.357 | 1.357 | 1.357 | 1.357 | 1.286 | 1.286 | 1.345 |
| Nasional | 1.193 | 1.192 | 1.195 | 1.195 | 1.196 | 1.198 | 1.183 |

Tabel 2.11
Harga Konsumen Perdesaan Kelompok Makanan Jadi, 2008
Kopi Instan (Kopi+Gula+Susu) (Rp/Sachet)

| Provinsi | Januari | Februari | Maret | April | Mei | Juni |
|--------------------------|--------------|--------------|--------------|--------------|--------------|--------------|
| (1) | (2) | (3) | (4) | (5) | (6) | (7) |
| Nanggroe Aceh Darussalam | 1.500 | 1.500 | 1.500 | 1.500 | 1.500 | 1.500 |
| Sumatera Utara | 1.227 | 1.227 | 1.227 | 1.227 | 1.260 | 1.260 |
| Sumatera Barat | 1.033 | 1.033 | 1.033 | 1.033 | 1.033 | 1.033 |
| Riau | 1.083 | 1.083 | 1.083 | 1.083 | 1.083 | 1.083 |
| Jambi | 1.222 | 1.222 | 1.222 | 1.222 | 1.278 | 1.278 |
| Sumatera Selatan | 1.141 | 1.141 | 1.188 | 1.203 | 1.219 | 1.244 |
| Bengkulu | 2.000 | 2.000 | 2.000 | 2.000 | 2.000 | 2.000 |
| Lampung | 1.758 | 1.758 | 1.758 | 1.758 | 1.758 | 1.792 |
| Bangka Belitung | 1.145 | 1.145 | 1.145 | 1.145 | 1.145 | 1.145 |
| Kepulauan Riau | 1.417 | 1.417 | 1.417 | 1.417 | 1.417 | 1.450 |
| Jawa Barat | 910 | 910 | 912 | 915 | 922 | 933 |
| Jawa Tengah | 897 | 902 | 902 | 901 | 906 | 911 |
| D. I. Yogyakarta | 961 | 961 | 961 | 972 | 972 | 1.000 |
| Jawa Timur | 1.374 | 1.374 | 1.376 | 1.376 | 1.389 | 1.417 |
| Banten | 1.005 | 1.005 | 1.005 | 1.027 | 1.073 | 1.077 |
| Bali | 1.095 | 1.095 | 1.095 | 1.095 | 1.095 | 1.134 |
| Nusa Tenggara Barat | 1.125 | 1.125 | 1.125 | 1.125 | 1.125 | 1.125 |
| Nusa Tenggara Timur | 1.300 | 1.300 | 1.300 | 1.300 | 1.300 | 1.300 |
| Kalimantan Barat | 1.429 | 1.429 | 1.429 | 1.500 | 1.500 | 1.500 |
| Kalimantan Tengah | 1.059 | 1.059 | 1.071 | 1.082 | 1.082 | 1.082 |
| Kalimantan Selatan | 1.681 | 1.681 | 1.681 | 1.681 | 1.681 | 1.694 |
| Kalimantan Timur | 1.656 | 1.656 | 1.656 | 1.656 | 1.656 | 1.656 |
| Sulawesi Utara | 894 | 894 | 894 | 894 | 894 | 906 |
| Sulawesi Tengah | 1.068 | 1.068 | 1.091 | 1.091 | 1.091 | 1.091 |
| Sulawesi Selatan | 1.639 | 1.639 | 1.639 | 1.694 | 1.628 | 1.628 |
| Sulawesi Tenggara | 1.000 | 1.000 | 1.000 | 1.000 | 1.000 | 1.000 |
| Gorontalo | 961 | 961 | 961 | 961 | 961 | 961 |
| Sulawesi Barat | 1.917 | 1.917 | 2.000 | 2.000 | 2.000 | 2.000 |
| Maluku | 1.441 | 1.441 | 1.471 | 1.471 | 1.471 | 1.471 |
| Maluku Utara | 1.290 | 1.290 | 1.290 | 1.290 | 1.290 | 1.290 |
| Papua Barat | 1.500 | 1.500 | 1.500 | 1.500 | 1.500 | 1.500 |
| Papua | 2.000 | 2.000 | 2.000 | 2.000 | 2.000 | 2.091 |
| Nasional | 1.304 | 1.304 | 1.310 | 1.316 | 1.320 | 1.330 |

Lanjutan Tabel 2.11

| Provinsi | Juli | Agustus | September | Oktober | November | Desember | Rata-rata |
|--------------------------|--------------|--------------|--------------|--------------|--------------|--------------|--------------|
| (1) | (8) | (9) | (10) | (11) | (12) | (13) | (14) |
| Nanggroe Aceh Darussalam | 1.500 | 1.525 | 1.525 | 1.525 | 1.525 | 1.525 | 1.510 |
| Sumatera Utara | 1.260 | 1.260 | 1.260 | 1.260 | 1.260 | 1.260 | 1.249 |
| Sumatera Barat | 1.033 | 1.033 | 1.033 | 1.033 | 1.167 | 1.167 | 1.056 |
| Riau | 1.167 | 1.167 | 1.167 | 1.167 | 1.167 | 1.167 | 1.125 |
| Jambi | 1.278 | 1.278 | 1.278 | 1.278 | 1.278 | 1.278 | 1.259 |
| Sumatera Selatan | 1.244 | 1.244 | 1.244 | 1.244 | 1.244 | 1.244 | 1.216 |
| Bengkulu | 2.000 | 2.000 | 2.000 | 2.000 | 2.000 | 2.000 | 2.000 |
| Lampung | 1.792 | 1.792 | 1.792 | 1.792 | 1.792 | 1.792 | 1.778 |
| Bangka Belitung | 1.145 | 1.145 | 1.145 | 1.145 | 1.142 | 1.142 | 1.144 |
| Kepulauan Riau | 1.450 | 1.450 | 1.367 | 1.367 | 1.367 | 1.367 | 1.408 |
| Jawa Barat | 939 | 941 | 941 | 941 | 944 | 948 | 929 |
| Jawa Tengah | 913 | 915 | 918 | 920 | 923 | 923 | 911 |
| D. I. Yogyakarta | 1.000 | 1.000 | 1.000 | 1.000 | 1.000 | 1.006 | 986 |
| Jawa Timur | 1.425 | 1.425 | 1.425 | 1.430 | 1.431 | 1.431 | 1.406 |
| Banten | 1.095 | 1.095 | 1.095 | 1.095 | 1.086 | 1.086 | 1.062 |
| Bali | 1.134 | 1.118 | 1.118 | 1.118 | 1.121 | 1.121 | 1.112 |
| Nusa Tenggara Barat | 1.125 | 1.125 | 1.125 | 1.125 | 1.125 | 1.125 | 1.125 |
| Nusa Tenggara Timur | 1.383 | 1.383 | 1.383 | 1.383 | 1.417 | 1.417 | 1.347 |
| Kalimantan Barat | 1.500 | 1.500 | 1.500 | 1.500 | 1.500 | 1.500 | 1.482 |
| Kalimantan Tengah | 1.082 | 1.082 | 1.082 | 1.082 | 1.082 | 1.082 | 1.077 |
| Kalimantan Selatan | 1.694 | 1.694 | 1.694 | 1.756 | 1.756 | 1.756 | 1.704 |
| Kalimantan Timur | 1.688 | 1.688 | 1.688 | 1.688 | 1.688 | 1.688 | 1.672 |
| Sulawesi Utara | 906 | 906 | 906 | 906 | 906 | 906 | 901 |
| Sulawesi Tengah | 1.091 | 1.091 | 1.091 | 1.091 | 1.091 | 1.091 | 1.087 |
| Sulawesi Selatan | 1.683 | 1.683 | 1.694 | 1.694 | 1.694 | 1.694 | 1.668 |
| Sulawesi Tenggara | 1.000 | 1.000 | 1.000 | 1.000 | 1.000 | 1.000 | 1.000 |
| Gorontalo | 961 | 961 | 961 | 961 | 961 | 961 | 961 |
| Sulawesi Barat | 2.000 | 2.000 | 2.000 | 2.000 | 2.000 | 2.000 | 1.986 |
| Maluku | 1.471 | 1.471 | 1.471 | 1.471 | 1.471 | 1.471 | 1.466 |
| Maluku Utara | 1.290 | 1.290 | 1.290 | 1.290 | 1.290 | 1.290 | 1.290 |
| Papua Barat | 1.500 | 1.500 | 1.500 | 1.500 | 1.500 | 1.500 | 1.500 |
| Papua | 2.136 | 2.136 | 2.136 | 2.136 | 2.136 | 2.136 | 2.076 |
| Nasional | 1.340 | 1.341 | 1.338 | 1.341 | 1.346 | 1.346 | 1.328 |

Tabel 2.12
Harga Konsumen Perdesaan Kelompok Makanan Jadi, 2008
Teh Hitam (Rp/40 Gr)

| Provinsi | Januari | Februari | Maret | April | Mei | Juni |
|--------------------------|--------------|--------------|--------------|--------------|--------------|--------------|
| (1) | (2) | (3) | (4) | (5) | (6) | (7) |
| Nanggroe Aceh Darussalam | 1.510 | 1.510 | 1.590 | 1.590 | 1.620 | 1.620 |
| Sumatera Utara | 1.427 | 1.491 | 1.491 | 1.509 | 1.509 | 1.509 |
| Sumatera Barat | 1.383 | 1.383 | 1.383 | 1.467 | 1.467 | 1.517 |
| Riau | 1.960 | 1.960 | 1.960 | 1.960 | 2.000 | 2.000 |
| Jambi | 1.880 | 1.880 | 1.880 | 2.030 | 2.030 | 2.030 |
| Sumatera Selatan | 1.486 | 1.486 | 1.486 | 1.486 | 1.486 | 1.509 |
| Bengkulu | 1.722 | 1.722 | 1.722 | 1.833 | 1.833 | 1.867 |
| Lampung | 1.431 | 1.431 | 1.431 | 1.431 | 1.431 | 1.458 |
| Bangka Belitung | 1.761 | 1.761 | 1.761 | 1.761 | 1.761 | 1.761 |
| Kepulauan Riau | 1.600 | 1.600 | 1.600 | 1.600 | 1.600 | 1.700 |
| Jawa Barat | 1.535 | 1.535 | 1.550 | 1.561 | 1.564 | 1.584 |
| Jawa Tengah | 1.315 | 1.327 | 1.338 | 1.345 | 1.366 | 1.388 |
| D. I. Yogyakarta | 1.663 | 1.663 | 1.669 | 1.669 | 1.675 | 1.713 |
| Jawa Timur | 1.431 | 1.432 | 1.434 | 1.434 | 1.438 | 1.457 |
| Banten | 1.308 | 1.308 | 1.308 | 1.278 | 1.278 | 1.278 |
| Bali | 1.500 | 1.525 | 1.560 | 1.563 | 1.548 | 1.600 |
| Nusa Tenggara Barat | 1.758 | 1.758 | 1.758 | 1.758 | 1.758 | 1.765 |
| Nusa Tenggara Timur | 2.369 | 2.417 | 2.417 | 2.417 | 2.417 | 2.464 |
| Kalimantan Barat | 1.510 | 1.510 | 1.510 | 1.510 | 1.510 | 1.510 |
| Kalimantan Tengah | 1.880 | 1.880 | 1.980 | 1.980 | 1.980 | 2.080 |
| Kalimantan Selatan | 2.111 | 2.111 | 2.111 | 2.111 | 2.100 | 2.050 |
| Kalimantan Timur | 3.444 | 3.444 | 3.444 | 3.444 | 3.444 | 3.444 |
| Sulawesi Utara | 1.193 | 1.193 | 1.193 | 1.193 | 1.193 | 1.193 |
| Sulawesi Tengah | 1.511 | 1.534 | 1.568 | 1.568 | 1.568 | 1.591 |
| Sulawesi Selatan | 1.787 | 1.787 | 1.787 | 1.787 | 1.787 | 1.787 |
| Sulawesi Tenggara | 1.885 | 1.885 | 1.865 | 1.865 | 1.904 | 1.904 |
| Gorontalo | 1.254 | 1.254 | 1.254 | 1.254 | 1.254 | 1.282 |
| Sulawesi Barat | 2.072 | 2.100 | 2.128 | 2.211 | 2.267 | 2.267 |
| Maluku | 2.111 | 2.111 | 2.111 | 2.111 | 2.111 | 2.111 |
| Maluku Utara | 2.667 | 2.667 | 2.667 | 2.714 | 2.714 | 2.714 |
| Papua Barat | 2.350 | 2.350 | 2.400 | 2.400 | 2.600 | 2.650 |
| Papua | 2.238 | 2.238 | 2.238 | 2.238 | 2.238 | 2.258 |
| Nasional | 1.783 | 1.789 | 1.800 | 1.815 | 1.827 | 1.846 |

Lanjutan Tabel 2.12

| Provinsi | Juli | Agustus | September | Oktober | November | Desember | Rata-rata |
|--------------------------|--------------|----------------|------------------|----------------|-----------------|-----------------|------------------|
| (1) | (8) | (9) | (10) | (11) | (12) | (13) | (14) |
| Nanggroe Aceh Darussalam | 1.620 | 1.670 | 1.670 | 1.670 | 1.670 | 1.670 | 1.618 |
| Sumatera Utara | 1.555 | 1.555 | 1.582 | 1.627 | 1.627 | 1.655 | 1.545 |
| Sumatera Barat | 1.517 | 1.517 | 1.517 | 1.517 | 1.617 | 1.617 | 1.492 |
| Riau | 2.000 | 2.000 | 2.000 | 2.000 | 2.000 | 2.000 | 1.987 |
| Jambi | 2.030 | 2.030 | 2.030 | 2.080 | 2.080 | 2.080 | 2.005 |
| Sumatera Selatan | 1.509 | 1.509 | 1.486 | 1.486 | 1.486 | 1.486 | 1.492 |
| Bengkulu | 1.867 | 1.867 | 1.867 | 1.867 | 1.889 | 1.889 | 1.829 |
| Lampung | 1.458 | 1.458 | 1.569 | 1.569 | 1.631 | 1.631 | 1.494 |
| Bangka Belitung | 1.783 | 1.739 | 1.761 | 1.761 | 1.848 | 1.848 | 1.775 |
| Kepulauan Riau | 1.700 | 1.800 | 1.800 | 1.800 | 1.800 | 1.800 | 1.700 |
| Jawa Barat | 1.585 | 1.601 | 1.601 | 1.591 | 1.601 | 1.616 | 1.577 |
| Jawa Tengah | 1.391 | 1.403 | 1.409 | 1.420 | 1.423 | 1.423 | 1.379 |
| D. I. Yogyakarta | 1.719 | 1.725 | 1.731 | 1.747 | 1.747 | 1.772 | 1.708 |
| Jawa Timur | 1.462 | 1.466 | 1.471 | 1.472 | 1.477 | 1.485 | 1.455 |
| Banten | 1.325 | 1.325 | 1.325 | 1.325 | 1.325 | 1.325 | 1.309 |
| Bali | 1.575 | 1.575 | 1.575 | 1.575 | 1.600 | 1.600 | 1.566 |
| Nusa Tenggara Barat | 1.765 | 1.765 | 1.765 | 1.785 | 1.785 | 1.785 | 1.767 |
| Nusa Tenggara Timur | 2.464 | 2.440 | 2.417 | 2.464 | 2.464 | 2.512 | 2.438 |
| Kalimantan Barat | 1.529 | 1.529 | 1.538 | 1.552 | 1.581 | 1.581 | 1.531 |
| Kalimantan Tengah | 2.080 | 2.080 | 1.980 | 1.980 | 1.980 | 1.980 | 1.988 |
| Kalimantan Selatan | 2.050 | 2.050 | 2.050 | 2.106 | 2.128 | 2.128 | 2.092 |
| Kalimantan Timur | 3.444 | 3.444 | 3.444 | 3.444 | 3.444 | 3.444 | 3.444 |
| Sulawesi Utara | 1.193 | 1.193 | 1.193 | 1.193 | 1.193 | 1.193 | 1.193 |
| Sulawesi Tengah | 1.625 | 1.625 | 1.625 | 1.625 | 1.625 | 1.625 | 1.591 |
| Sulawesi Selatan | 1.787 | 1.787 | 1.787 | 1.787 | 1.787 | 1.787 | 1.787 |
| Sulawesi Tenggara | 1.885 | 1.885 | 1.885 | 1.885 | 1.885 | 1.885 | 1.885 |
| Gorontalo | 1.282 | 1.314 | 1.314 | 1.364 | 1.364 | 1.364 | 1.296 |
| Sulawesi Barat | 2.267 | 2.267 | 2.267 | 2.267 | 2.267 | 2.267 | 2.220 |
| Maluku | 2.111 | 2.111 | 2.111 | 2.111 | 2.111 | 2.111 | 2.111 |
| Maluku Utara | 2.714 | 2.714 | 2.714 | 2.714 | 2.714 | 2.714 | 2.702 |
| Papua Barat | 2.650 | 2.650 | 2.650 | 2.650 | 2.650 | 2.650 | 2.554 |
| Papua | 2.238 | 2.279 | 2.300 | 2.321 | 2.321 | 2.383 | 2.274 |
| Nasional | 1.849 | 1.855 | 1.857 | 1.867 | 1.879 | 1.884 | 1.838 |

Tabel 2.13
Harga Konsumen Perdesaan Kelompok Makanan Jadi, 2008
Teh Hijau (Rp/40 Gr)

| Provinsi | Januari | Februari | Maret | April | Mei | Juni |
|--------------------------|--------------|--------------|--------------|--------------|--------------|--------------|
| (1) | (2) | (3) | (4) | (5) | (6) | (7) |
| Nanggroe Aceh Darussalam | 2.100 | 2.100 | 2.100 | 2.100 | 2.100 | 2.100 |
| Sumatera Utara | 1.367 | 1.450 | 1.450 | 1.450 | 1.450 | 1.450 |
| Sumatera Barat | 1.415 | 1.415 | 1.415 | 1.415 | 1.415 | 1.495 |
| Riau | 1.783 | 1.783 | 1.783 | 1.783 | 1.783 | 1.783 |
| Jambi | 1.650 | 1.650 | 1.650 | 1.650 | 1.650 | 1.650 |
| Sumatera Selatan | 1.618 | 1.618 | 1.636 | 1.621 | 1.621 | 1.621 |
| Bengkulu | 1.579 | 1.579 | 1.579 | 1.579 | 1.614 | 1.643 |
| Lampung | 1.186 | 1.186 | 1.200 | 1.200 | 1.200 | 1.229 |
| Bangka Belitung | 2.450 | 2.550 | 2.550 | 2.550 | 2.550 | 2.550 |
| Kepulauan Riau | 1.500 | 1.500 | 1.500 | 1.500 | 1.500 | 1.500 |
| Jawa Barat | 2.388 | 2.388 | 2.388 | 2.388 | 2.419 | 2.419 |
| Jawa Tengah | 2.429 | 2.429 | 2.429 | 2.429 | 2.429 | 2.429 |
| D. I. Yogyakarta | - | - | - | - | - | - |
| Jawa Timur | 1.975 | 1.975 | 1.975 | 1.975 | 2.000 | 2.000 |
| Banten | 2.075 | 2.075 | 2.075 | 2.075 | 2.075 | 2.075 |
| Bali | 2.000 | 2.000 | 2.000 | 2.000 | 2.000 | 2.000 |
| Nusa Tenggara Barat | - | - | - | - | - | - |
| Nusa Tenggara Timur | - | - | - | - | - | - |
| Kalimantan Barat | 2.370 | 2.370 | 2.370 | 2.370 | 2.370 | 2.420 |
| Kalimantan Tengah | 2.000 | 2.000 | 2.167 | 2.167 | 2.167 | 2.333 |
| Kalimantan Selatan | 2.833 | 2.833 | 2.833 | 2.833 | 2.833 | 3.000 |
| Kalimantan Timur | - | - | - | - | - | - |
| Sulawesi Utara | 2.900 | 3.000 | 3.000 | 3.000 | 3.000 | 3.000 |
| Sulawesi Tengah | 2.375 | 2.375 | 2.375 | 2.375 | 2.375 | 2.375 |
| Sulawesi Selatan | 3.500 | 3.500 | 3.500 | 4.000 | 4.000 | 4.000 |
| Sulawesi Tenggara | 3.000 | 3.500 | 3.500 | 3.500 | 3.500 | 3.500 |
| Gorontalo | 3.125 | 3.125 | 3.125 | 3.125 | 3.125 | 3.125 |
| Sulawesi Barat | 2.167 | 2.167 | 2.167 | 2.167 | 2.167 | 2.167 |
| Maluku | - | - | - | - | - | - |
| Maluku Utara | - | - | - | - | - | - |
| Papua Barat | 5.000 | 5.000 | 5.000 | 5.000 | 5.000 | 5.000 |
| Papua | 5.063 | 5.063 | 5.063 | 5.125 | 5.125 | 5.125 |
| Nasional | 2.379 | 2.409 | 2.416 | 2.438 | 2.441 | 2.461 |

Lanjutan Tabel 2.13

| Provinsi | Juli | Agustus | September | Oktober | November | Desember | Rata-rata |
|--------------------------|--------------|--------------|--------------|--------------|--------------|--------------|--------------|
| (1) | (8) | (9) | (10) | (11) | (12) | (13) | (14) |
| Nanggroe Aceh Darussalam | 2.150 | 2.200 | 2.200 | 2.200 | 2.300 | 2.300 | 2.163 |
| Sumatera Utara | 1.450 | 1.450 | 1.450 | 1.450 | 1.450 | 1.500 | 1.447 |
| Sumatera Barat | 1.495 | 1.495 | 1.495 | 1.495 | 1.495 | 1.495 | 1.462 |
| Riau | 1.783 | 1.817 | 1.733 | 1.700 | 1.700 | 1.700 | 1.761 |
| Jambi | 1.583 | 1.583 | 1.583 | 1.583 | 1.583 | 1.583 | 1.617 |
| Sumatera Selatan | 1.636 | 1.636 | 1.657 | 1.657 | 1.657 | 1.657 | 1.636 |
| Bengkulu | 1.643 | 1.643 | 1.643 | 1.643 | 1.643 | 1.643 | 1.619 |
| Lampung | 1.229 | 1.229 | 1.229 | 1.229 | 1.300 | 1.300 | 1.226 |
| Bangka Belitung | 2.550 | 2.550 | 2.600 | 2.600 | 2.650 | 2.650 | 2.567 |
| Kepulauan Riau | 1.500 | 1.500 | 1.500 | 1.500 | 1.500 | 1.500 | 1.500 |
| Jawa Barat | 2.419 | 2.419 | 2.419 | 2.419 | 2.419 | 2.419 | 2.408 |
| Jawa Tengah | 2.429 | 2.457 | 2.457 | 2.457 | 2.457 | 2.457 | 2.440 |
| D. I. Yogyakarta | - | - | - | - | - | - | - |
| Jawa Timur | 2.050 | 2.050 | 2.050 | 2.050 | 2.050 | 2.050 | 2.017 |
| Banten | 2.075 | 2.075 | 2.075 | 2.075 | 2.075 | 2.075 | 2.075 |
| Bali | 2.000 | 2.000 | 2.000 | 2.000 | 2.000 | 2.000 | 2.000 |
| Nusa Tenggara Barat | - | - | - | - | - | - | - |
| Nusa Tenggara Timur | - | - | - | - | - | - | - |
| Kalimantan Barat | 2.470 | 2.570 | 2.670 | 2.670 | 2.670 | 2.670 | 2.499 |
| Kalimantan Tengah | 2.333 | 2.333 | 2.333 | 2.333 | 2.333 | 2.333 | 2.236 |
| Kalimantan Selatan | 3.000 | 3.000 | 3.000 | 3.000 | 3.000 | 3.000 | 2.931 |
| Kalimantan Timur | - | - | - | - | - | - | - |
| Sulawesi Utara | 3.000 | 3.000 | 3.000 | 3.000 | 3.000 | 3.100 | 3.000 |
| Sulawesi Tengah | 2.375 | 2.375 | 2.375 | 2.375 | 2.375 | 2.375 | 2.375 |
| Sulawesi Selatan | 4.000 | 4.000 | 4.000 | 4.000 | 4.000 | 4.000 | 3.875 |
| Sulawesi Tenggara | 3.500 | 3.500 | 3.500 | 3.500 | 3.500 | 3.500 | 3.458 |
| Gorontalo | 3.125 | 3.125 | 3.125 | 3.125 | 3.125 | 3.125 | 3.125 |
| Sulawesi Barat | 2.167 | 2.167 | 2.167 | 2.167 | 2.167 | 2.167 | 2.167 |
| Maluku | - | - | - | - | - | - | - |
| Maluku Utara | - | - | - | - | - | - | - |
| Papua Barat | 5.000 | 5.500 | 5.500 | 5.500 | 5.500 | 5.500 | 5.208 |
| Papua | 5.188 | 5.188 | 5.188 | 5.188 | 5.188 | 5.313 | 5.151 |
| Nasional | 2.467 | 2.495 | 2.498 | 2.497 | 2.505 | 2.516 | 2.460 |

Tabel 2.14
Harga Konsumen Perdesaan Kelompok Makanan Jadi, 2008
Teh Celup (Rp/Bungkus=25 buah)

| Provinsi | Januari | Februari | Maret | April | Mei | Juni |
|--------------------------|--------------|--------------|--------------|--------------|--------------|--------------|
| (1) | (2) | (3) | (4) | (5) | (6) | (7) |
| Nanggroe Aceh Darussalam | 3.700 | 3.800 | 3.800 | 3.820 | 3.820 | 3.820 |
| Sumatera Utara | 4.143 | 4.143 | 4.171 | 4.171 | 4.214 | 4.214 |
| Sumatera Barat | 4.083 | 4.083 | 4.083 | 4.083 | 4.083 | 4.083 |
| Riau | 3.400 | 3.500 | 3.520 | 3.520 | 3.550 | 3.550 |
| Jambi | 3.714 | 3.714 | 3.714 | 3.714 | 3.786 | 3.786 |
| Sumatera Selatan | 3.556 | 3.583 | 3.611 | 3.611 | 3.611 | 3.611 |
| Bengkulu | 3.880 | 3.880 | 3.900 | 3.900 | 3.900 | 4.000 |
| Lampung | 3.250 | 3.250 | 3.300 | 3.325 | 3.325 | 3.325 |
| Bangka Belitung | 4.175 | 4.175 | 4.175 | 4.175 | 4.188 | 4.200 |
| Kepulauan Riau | 3.833 | 3.833 | 3.856 | 3.856 | 3.856 | 4.056 |
| Jawa Barat | 3.116 | 3.121 | 3.121 | 3.074 | 3.153 | 3.195 |
| Jawa Tengah | 3.480 | 3.490 | 3.490 | 3.510 | 3.520 | 3.520 |
| D. I. Yogyakarta | 3.057 | 3.057 | 3.057 | 3.057 | 3.086 | 3.086 |
| Jawa Timur | 3.163 | 3.183 | 3.267 | 3.271 | 3.281 | 3.365 |
| Banten | 3.631 | 3.631 | 3.631 | 3.694 | 3.694 | 3.694 |
| Bali | 2.800 | 2.863 | 2.863 | 2.900 | 2.913 | 2.913 |
| Nusa Tenggara Barat | 3.800 | 3.800 | 3.800 | 3.800 | 3.800 | 3.800 |
| Nusa Tenggara Timur | 3.433 | 3.433 | 3.433 | 3.500 | 3.500 | 3.567 |
| Kalimantan Barat | 3.940 | 3.940 | 3.940 | 3.940 | 4.140 | 4.140 |
| Kalimantan Tengah | 3.508 | 3.508 | 3.508 | 3.508 | 3.508 | 3.592 |
| Kalimantan Selatan | 3.286 | 3.357 | 3.357 | 3.357 | 3.357 | 3.357 |
| Kalimantan Timur | 3.708 | 3.708 | 3.708 | 3.708 | 3.792 | 3.792 |
| Sulawesi Utara | 3.750 | 3.750 | 3.800 | 3.850 | 3.750 | 3.875 |
| Sulawesi Tengah | 3.278 | 3.278 | 3.333 | 3.333 | 3.611 | 3.833 |
| Sulawesi Selatan | 3.945 | 3.965 | 3.990 | 3.990 | 3.980 | 3.980 |
| Sulawesi Tenggara | 3.769 | 3.769 | 3.769 | 3.769 | 3.808 | 3.808 |
| Gorontalo | 4.167 | 4.167 | 4.200 | 4.200 | 4.200 | 4.200 |
| Sulawesi Barat | 3.867 | 3.867 | 3.867 | 3.950 | 3.950 | 3.950 |
| Maluku | 4.300 | 4.300 | 4.300 | 4.300 | 4.400 | 4.400 |
| Maluku Utara | 5.813 | 5.813 | 5.813 | 5.813 | 5.875 | 5.875 |
| Papua Barat | 4.175 | 4.175 | 4.175 | 4.175 | 4.675 | 4.738 |
| Papua | 5.250 | 5.250 | 5.250 | 5.350 | 5.350 | 5.550 |
| Nasional | 3.780 | 3.793 | 3.806 | 3.820 | 3.865 | 3.902 |

Lanjutan Tabel 2.14

| Provinsi | Juli | Agustus | September | Oktober | November | Desember | Rata-rata |
|--------------------------|--------------|--------------|--------------|--------------|--------------|--------------|--------------|
| (1) | (8) | (9) | (10) | (11) | (12) | (13) | (14) |
| Nanggroe Aceh Darussalam | 3.920 | 4.020 | 4.120 | 4.120 | 4.120 | 4.120 | 3.932 |
| Sumatera Utara | 4.286 | 4.429 | 4.429 | 4.429 | 4.429 | 4.429 | 4.290 |
| Sumatera Barat | 4.167 | 4.167 | 4.250 | 4.250 | 4.417 | 4.417 | 4.181 |
| Riau | 3.650 | 3.700 | 3.700 | 3.700 | 3.700 | 3.700 | 3.599 |
| Jambi | 3.786 | 3.786 | 3.786 | 3.786 | 3.857 | 3.857 | 3.774 |
| Sumatera Selatan | 3.633 | 3.639 | 3.639 | 3.639 | 3.639 | 3.639 | 3.618 |
| Bengkulu | 4.000 | 4.020 | 4.040 | 4.040 | 4.040 | 4.040 | 3.970 |
| Lampung | 3.325 | 3.400 | 3.400 | 3.400 | 3.400 | 3.400 | 3.342 |
| Bangka Belitung | 4.200 | 4.206 | 4.206 | 4.206 | 4.163 | 4.225 | 4.191 |
| Kepulauan Riau | 4.056 | 4.067 | 4.067 | 4.067 | 4.067 | 4.089 | 3.975 |
| Jawa Barat | 3.195 | 3.195 | 3.195 | 3.195 | 3.274 | 3.300 | 3.178 |
| Jawa Tengah | 3.549 | 3.529 | 3.528 | 3.550 | 3.565 | 3.565 | 3.525 |
| D. I. Yogyakarta | 3.086 | 3.086 | 3.086 | 3.129 | 3.129 | 3.129 | 3.087 |
| Jawa Timur | 3.385 | 3.388 | 3.398 | 3.398 | 3.381 | 3.381 | 3.322 |
| Banten | 3.694 | 3.719 | 3.719 | 3.719 | 3.844 | 3.844 | 3.709 |
| Bali | 2.913 | 2.913 | 2.956 | 2.956 | 2.956 | 2.956 | 2.908 |
| Nusa Tenggara Barat | 3.800 | 3.800 | 3.800 | 3.800 | 3.800 | 3.800 | 3.800 |
| Nusa Tenggara Timur | 3.567 | 3.533 | 3.667 | 3.667 | 3.667 | 3.633 | 3.550 |
| Kalimantan Barat | 4.140 | 4.190 | 4.190 | 4.190 | 4.240 | 4.240 | 4.103 |
| Kalimantan Tengah | 3.592 | 3.592 | 3.592 | 3.592 | 3.608 | 3.608 | 3.560 |
| Kalimantan Selatan | 3.357 | 3.429 | 3.429 | 3.464 | 3.464 | 3.464 | 3.390 |
| Kalimantan Timur | 3.792 | 3.792 | 3.875 | 3.958 | 3.958 | 3.958 | 3.813 |
| Sulawesi Utara | 4.000 | 4.000 | 4.000 | 4.025 | 4.050 | 4.050 | 3.908 |
| Sulawesi Tengah | 3.833 | 3.833 | 3.833 | 3.833 | 3.833 | 3.833 | 3.639 |
| Sulawesi Selatan | 3.990 | 4.000 | 4.000 | 4.000 | 4.000 | 4.150 | 3.999 |
| Sulawesi Tenggara | 3.846 | 3.846 | 3.846 | 3.846 | 3.846 | 3.846 | 3.814 |
| Gorontalo | 4.517 | 4.517 | 4.517 | 4.850 | 4.850 | 4.850 | 4.436 |
| Sulawesi Barat | 3.950 | 3.950 | 3.950 | 3.950 | 3.950 | 3.950 | 3.929 |
| Maluku | 4.400 | 4.490 | 4.490 | 4.490 | 4.490 | 4.490 | 4.404 |
| Maluku Utara | 5.875 | 6.000 | 6.000 | 6.000 | 6.000 | 6.000 | 5.906 |
| Papua Barat | 4.738 | 4.738 | 4.763 | 4.763 | 4.763 | 4.763 | 4.553 |
| Papua | 5.550 | 5.550 | 5.550 | 5.550 | 5.550 | 5.550 | 5.442 |
| Nasional | 3.931 | 3.954 | 3.969 | 3.986 | 4.002 | 4.009 | 3.901 |

Tabel 2.15
Harga Konsumen Perdesaan Kelompok Makanan Jadi, 2008
Minuman Ringan (Rp/Botol)

| Provinsi | Januari | Februari | Maret | April | Mei | Juni |
|--------------------------|--------------|--------------|--------------|--------------|--------------|--------------|
| (1) | (2) | (3) | (4) | (5) | (6) | (7) |
| Nanggroe Aceh Darussalam | 3.267 | 3.372 | 3.372 | 3.372 | 3.372 | 3.372 |
| Sumatera Utara | 2.234 | 2.296 | 2.319 | 2.319 | 2.370 | 2.473 |
| Sumatera Barat | 2.006 | 2.007 | 2.007 | 2.005 | 1.997 | 2.070 |
| Riau | 3.298 | 3.298 | 3.375 | 3.385 | 3.418 | 3.457 |
| Jambi | 2.731 | 2.769 | 2.769 | 2.769 | 2.795 | 2.859 |
| Sumatera Selatan | 3.004 | 3.088 | 3.129 | 3.129 | 3.129 | 3.160 |
| Bengkulu | 2.424 | 2.424 | 2.463 | 2.542 | 2.566 | 2.658 |
| Lampung | 1.846 | 1.846 | 1.863 | 1.893 | 1.912 | 1.912 |
| Bangka Belitung | 2.700 | 2.700 | 2.700 | 2.700 | 2.700 | 2.700 |
| Kepulauan Riau | 3.642 | 3.642 | 3.642 | 3.642 | 3.642 | 3.733 |
| Jawa Barat | 1.797 | 1.807 | 1.834 | 1.875 | 1.898 | 1.932 |
| Jawa Tengah | 1.783 | 1.807 | 1.813 | 1.801 | 1.805 | 1.824 |
| D. I. Yogyakarta | 2.018 | 2.018 | 2.018 | 2.053 | 2.053 | 2.062 |
| Jawa Timur | 1.819 | 1.830 | 1.844 | 1.846 | 1.858 | 1.916 |
| Banten | 2.046 | 2.046 | 2.046 | 2.046 | 2.074 | 2.111 |
| Bali | 2.116 | 2.116 | 2.151 | 2.204 | 2.230 | 2.325 |
| Nusa Tenggara Barat | 2.455 | 2.455 | 2.460 | 2.460 | 2.538 | 2.563 |
| Nusa Tenggara Timur | 4.054 | 4.054 | 4.074 | 4.074 | 4.074 | 4.103 |
| Kalimantan Barat | 3.941 | 3.952 | 3.995 | 3.995 | 4.016 | 4.027 |
| Kalimantan Tengah | 3.163 | 3.194 | 3.316 | 3.316 | 3.316 | 3.347 |
| Kalimantan Selatan | 1.951 | 2.024 | 2.061 | 2.061 | 2.061 | 2.134 |
| Kalimantan Timur | 4.583 | 4.583 | 4.583 | 4.625 | 4.625 | 4.736 |
| Sulawesi Utara | 2.897 | 2.948 | 2.948 | 2.948 | 2.948 | 3.052 |
| Sulawesi Tengah | 3.069 | 3.069 | 3.190 | 3.190 | 3.293 | 3.284 |
| Sulawesi Selatan | 2.566 | 2.579 | 2.579 | 2.618 | 2.618 | 2.618 |
| Sulawesi Tenggara | 3.200 | 3.225 | 3.225 | 3.225 | 3.325 | 3.325 |
| Gorontalo | 2.893 | 2.893 | 2.946 | 2.946 | 2.893 | 2.893 |
| Sulawesi Barat | 2.934 | 2.942 | 3.074 | 3.178 | 3.184 | 3.263 |
| Maluku | 5.580 | 5.580 | 5.580 | 5.580 | 5.580 | 5.580 |
| Maluku Utara | 4.770 | 4.770 | 4.770 | 4.811 | 4.811 | 4.811 |
| Papua Barat | 6.158 | 6.158 | 6.368 | 6.368 | 6.421 | 6.421 |
| Papua | 5.538 | 5.712 | 5.712 | 5.808 | 5.817 | 5.837 |
| Nasional | 3.078 | 3.100 | 3.132 | 3.149 | 3.167 | 3.205 |

Lanjutan Tabel 2.15

| Provinsi | Juli | Agustus | September | Oktober | November | Desember | Rata-rata |
|--------------------------|--------------|--------------|--------------|--------------|--------------|--------------|--------------|
| (1) | (8) | (9) | (10) | (11) | (12) | (13) | (14) |
| Nanggroe Aceh Darussalam | 3.535 | 3.535 | 3.535 | 3.535 | 3.535 | 3.535 | 3.445 |
| Sumatera Utara | 2.452 | 2.452 | 2.452 | 2.479 | 2.527 | 2.527 | 2.408 |
| Sumatera Barat | 2.081 | 2.089 | 2.091 | 2.091 | 2.110 | 2.136 | 2.058 |
| Riau | 3.553 | 3.630 | 3.639 | 3.644 | 3.663 | 3.663 | 3.502 |
| Jambi | 2.859 | 2.936 | 2.949 | 3.000 | 3.000 | 3.000 | 2.870 |
| Sumatera Selatan | 3.160 | 3.160 | 3.177 | 3.177 | 3.177 | 3.177 | 3.139 |
| Bengkulu | 2.658 | 2.776 | 2.789 | 2.789 | 2.789 | 2.829 | 2.642 |
| Lampung | 1.912 | 1.918 | 1.976 | 1.976 | 2.007 | 2.007 | 1.922 |
| Bangka Belitung | 2.756 | 2.756 | 2.767 | 2.767 | 2.900 | 2.900 | 2.754 |
| Kepulauan Riau | 3.733 | 3.733 | 3.900 | 3.900 | 3.900 | 3.900 | 3.751 |
| Jawa Barat | 1.958 | 1.977 | 1.974 | 1.978 | 1.992 | 1.998 | 1.918 |
| Jawa Tengah | 1.853 | 1.866 | 1.870 | 1.880 | 1.889 | 1.892 | 1.840 |
| D. I. Yogyakarta | 2.062 | 2.062 | 2.062 | 2.062 | 2.062 | 2.062 | 2.049 |
| Jawa Timur | 1.932 | 1.948 | 1.956 | 1.961 | 1.970 | 1.975 | 1.904 |
| Banten | 2.115 | 2.115 | 2.120 | 2.204 | 2.235 | 2.235 | 2.116 |
| Bali | 2.325 | 2.360 | 2.377 | 2.377 | 2.439 | 2.474 | 2.291 |
| Nusa Tenggara Barat | 2.613 | 2.650 | 2.650 | 2.650 | 2.650 | 2.650 | 2.566 |
| Nusa Tenggara Timur | 4.142 | 4.152 | 4.152 | 4.240 | 4.191 | 4.191 | 4.125 |
| Kalimantan Barat | 4.032 | 4.032 | 4.187 | 4.187 | 4.187 | 4.209 | 4.063 |
| Kalimantan Tengah | 3.378 | 3.418 | 3.510 | 3.510 | 3.510 | 3.510 | 3.374 |
| Kalimantan Selatan | 2.159 | 2.159 | 2.195 | 2.232 | 2.232 | 2.232 | 2.125 |
| Kalimantan Timur | 4.736 | 4.736 | 4.736 | 4.736 | 4.736 | 4.847 | 4.689 |
| Sulawesi Utara | 3.103 | 3.190 | 3.190 | 3.190 | 3.190 | 3.190 | 3.066 |
| Sulawesi Tengah | 3.284 | 3.284 | 3.284 | 3.336 | 3.336 | 3.422 | 3.254 |
| Sulawesi Selatan | 2.737 | 2.737 | 2.737 | 2.737 | 2.737 | 2.737 | 2.667 |
| Sulawesi Tenggara | 3.333 | 3.333 | 3.333 | 3.317 | 3.350 | 3.375 | 3.297 |
| Gorontalo | 2.893 | 2.946 | 3.000 | 3.125 | 3.089 | 3.089 | 2.967 |
| Sulawesi Barat | 3.329 | 3.368 | 3.408 | 3.408 | 3.408 | 3.408 | 3.242 |
| Maluku | 5.580 | 5.580 | 5.580 | 5.580 | 5.580 | 5.580 | 5.580 |
| Maluku Utara | 4.851 | 4.851 | 4.851 | 4.851 | 4.851 | 4.851 | 4.821 |
| Papua Barat | 6.421 | 6.421 | 6.421 | 6.421 | 6.421 | 6.421 | 6.368 |
| Papua | 5.990 | 5.990 | 5.990 | 5.990 | 6.019 | 6.135 | 5.878 |
| Nasional | 3.235 | 3.255 | 3.277 | 3.292 | 3.303 | 3.317 | 3.209 |

Tabel 2.16
Harga Konsumen Perdesaan Kelompok Makanan Jadi, 2008
Air Mineral (Rp/Botol)

| Provinsi | Januari | Februari | Maret | April | Mei | Juni |
|--------------------------|--------------|--------------|--------------|--------------|--------------|--------------|
| (1) | (2) | (3) | (4) | (5) | (6) | (7) |
| Nanggroe Aceh Darussalam | 2.118 | 2.118 | 2.118 | 2.118 | 2.118 | 2.147 |
| Sumatera Utara | 1.866 | 1.866 | 1.866 | 1.928 | 1.928 | 1.944 |
| Sumatera Barat | 1.985 | 2.000 | 2.029 | 2.029 | 2.038 | 2.024 |
| Riau | 2.446 | 2.446 | 2.446 | 2.488 | 2.488 | 2.529 |
| Jambi | 2.026 | 2.026 | 2.026 | 2.026 | 2.026 | 2.026 |
| Sumatera Selatan | 2.038 | 2.038 | 2.038 | 2.040 | 2.115 | 2.125 |
| Bengkulu | 2.708 | 2.708 | 2.708 | 2.708 | 2.708 | 2.750 |
| Lampung | 1.589 | 1.589 | 1.589 | 1.589 | 1.589 | 1.589 |
| Bangka Belitung | 2.328 | 2.328 | 2.328 | 2.328 | 2.328 | 2.362 |
| Kepulauan Riau | 2.000 | 2.047 | 2.047 | 2.047 | 2.047 | 2.129 |
| Jawa Barat | 1.453 | 1.460 | 1.468 | 1.481 | 1.501 | 1.516 |
| Jawa Tengah | 1.565 | 1.575 | 1.588 | 1.601 | 1.602 | 1.632 |
| D. I. Yogyakarta | 1.408 | 1.446 | 1.446 | 1.446 | 1.446 | 1.446 |
| Jawa Timur | 1.511 | 1.511 | 1.516 | 1.525 | 1.534 | 1.541 |
| Banten | 1.696 | 1.696 | 1.696 | 1.696 | 1.696 | 1.704 |
| Bali | 2.207 | 2.224 | 2.224 | 2.224 | 2.224 | 2.259 |
| Nusa Tenggara Barat | 1.553 | 1.553 | 1.553 | 1.553 | 1.553 | 1.632 |
| Nusa Tenggara Timur | 2.640 | 2.640 | 2.680 | 2.660 | 2.680 | 2.720 |
| Kalimantan Barat | 2.600 | 2.600 | 2.600 | 2.619 | 2.619 | 2.619 |
| Kalimantan Tengah | 2.175 | 2.175 | 2.175 | 2.175 | 2.175 | 2.175 |
| Kalimantan Selatan | 1.741 | 1.815 | 1.815 | 1.815 | 1.815 | 1.833 |
| Kalimantan Timur | 2.609 | 2.609 | 2.609 | 2.609 | 2.609 | 2.609 |
| Sulawesi Utara | 1.661 | 1.679 | 1.750 | 1.750 | 1.750 | 1.750 |
| Sulawesi Tengah | 2.224 | 2.224 | 2.293 | 2.293 | 2.310 | 2.328 |
| Sulawesi Selatan | 1.935 | 1.935 | 1.935 | 1.935 | 1.952 | 1.984 |
| Sulawesi Tenggara | 2.283 | 2.283 | 2.283 | 2.283 | 2.317 | 2.317 |
| Gorontalo | 1.917 | 1.917 | 1.958 | 1.958 | 1.958 | 1.958 |
| Sulawesi Barat | 2.038 | 2.044 | 2.063 | 2.108 | 2.108 | 2.146 |
| Maluku | 2.643 | 2.643 | 2.667 | 2.667 | 2.714 | 2.786 |
| Maluku Utara | 2.474 | 2.474 | 2.474 | 2.474 | 2.474 | 2.539 |
| Papua Barat | 3.250 | 3.250 | 3.300 | 3.300 | 3.300 | 3.400 |
| Papua | 2.615 | 2.615 | 2.635 | 2.654 | 2.769 | 2.769 |
| Nasional | 2.103 | 2.110 | 2.123 | 2.129 | 2.140 | 2.165 |

Lanjutan Tabel 2.16

| Provinsi | Juli | Agustus | September | Oktober | November | Desember | Rata-rata |
|--------------------------|--------------|--------------|--------------|--------------|--------------|--------------|--------------|
| (1) | (8) | (9) | (10) | (11) | (12) | (13) | (14) |
| Nanggroe Aceh Darussalam | 2.206 | 2.206 | 2.206 | 2.206 | 2.206 | 2.206 | 2.164 |
| Sumatera Utara | 1.944 | 1.978 | 1.978 | 2.009 | 2.009 | 2.009 | 1.944 |
| Sumatera Barat | 2.024 | 2.024 | 2.024 | 2.029 | 2.044 | 2.059 | 2.026 |
| Riau | 2.550 | 2.529 | 2.425 | 2.425 | 2.404 | 2.425 | 2.467 |
| Jambi | 2.053 | 2.053 | 2.026 | 2.026 | 2.026 | 2.053 | 2.033 |
| Sumatera Selatan | 2.125 | 2.150 | 2.150 | 2.150 | 2.150 | 2.150 | 2.106 |
| Bengkulu | 2.750 | 2.750 | 2.750 | 2.750 | 2.750 | 2.750 | 2.733 |
| Lampung | 1.661 | 1.661 | 1.661 | 1.661 | 1.696 | 1.696 | 1.631 |
| Bangka Belitung | 2.362 | 2.362 | 2.362 | 2.362 | 2.483 | 2.483 | 2.368 |
| Kepulauan Riau | 2.129 | 2.159 | 2.129 | 2.129 | 2.129 | 2.144 | 2.095 |
| Jawa Barat | 1.527 | 1.529 | 1.542 | 1.543 | 1.550 | 1.551 | 1.510 |
| Jawa Tengah | 1.637 | 1.643 | 1.662 | 1.681 | 1.686 | 1.691 | 1.630 |
| D. I. Yogyakarta | 1.446 | 1.446 | 1.446 | 1.446 | 1.462 | 1.546 | 1.453 |
| Jawa Timur | 1.573 | 1.590 | 1.607 | 1.607 | 1.624 | 1.642 | 1.565 |
| Banten | 1.757 | 1.764 | 1.779 | 1.796 | 1.796 | 1.796 | 1.740 |
| Bali | 2.259 | 2.259 | 2.276 | 2.293 | 2.293 | 2.293 | 2.253 |
| Nusa Tenggara Barat | 1.632 | 1.658 | 1.658 | 1.658 | 1.658 | 1.658 | 1.610 |
| Nusa Tenggara Timur | 2.820 | 2.820 | 2.820 | 2.860 | 2.860 | 2.920 | 2.760 |
| Kalimantan Barat | 2.637 | 2.637 | 2.674 | 2.674 | 2.674 | 2.674 | 2.635 |
| Kalimantan Tengah | 2.175 | 2.206 | 2.222 | 2.222 | 2.222 | 2.222 | 2.193 |
| Kalimantan Selatan | 1.833 | 1.833 | 1.874 | 1.911 | 1.911 | 1.911 | 1.842 |
| Kalimantan Timur | 2.609 | 2.609 | 2.652 | 2.652 | 2.652 | 2.652 | 2.623 |
| Sulawesi Utara | 1.750 | 1.800 | 1.907 | 1.907 | 1.907 | 1.907 | 1.793 |
| Sulawesi Tengah | 2.328 | 2.328 | 2.328 | 2.345 | 2.345 | 2.362 | 2.309 |
| Sulawesi Selatan | 1.984 | 2.000 | 2.145 | 2.145 | 2.194 | 2.194 | 2.028 |
| Sulawesi Tenggara | 2.317 | 2.317 | 2.317 | 2.333 | 2.450 | 2.450 | 2.329 |
| Gorontalo | 2.008 | 2.092 | 2.092 | 2.133 | 2.133 | 2.133 | 2.022 |
| Sulawesi Barat | 2.135 | 2.154 | 2.154 | 2.173 | 2.288 | 2.346 | 2.146 |
| Maluku | 2.786 | 2.810 | 2.810 | 2.810 | 2.810 | 2.810 | 2.746 |
| Maluku Utara | 2.566 | 2.566 | 2.566 | 2.566 | 2.697 | 2.697 | 2.547 |
| Papua Barat | 3.450 | 3.450 | 3.500 | 3.500 | 3.500 | 3.500 | 3.392 |
| Papua | 2.808 | 2.769 | 2.769 | 2.769 | 2.769 | 2.769 | 2.726 |
| Nasional | 2.182 | 2.192 | 2.203 | 2.212 | 2.231 | 2.241 | 2.169 |

Tabel 2.17
Harga Konsumen Perdesaan Kelompok Makanan Jadi, 2008
Minuman Kesehatan/Berenergi (Rp/Botol)

| Provinsi | Januari | Februari | Maret | April | Mei | Juni |
|--------------------------|--------------|--------------|--------------|--------------|--------------|--------------|
| (1) | (2) | (3) | (4) | (5) | (6) | (7) |
| Nanggroe Aceh Darussalam | 4.023 | 4.068 | 4.114 | 4.114 | 4.023 | 4.136 |
| Sumatera Utara | 3.389 | 3.389 | 3.407 | 3.444 | 3.444 | 3.593 |
| Sumatera Barat | 3.372 | 3.452 | 3.472 | 3.472 | 3.472 | 3.512 |
| Riau | 4.325 | 4.325 | 4.375 | 4.400 | 4.400 | 4.400 |
| Jambi | 3.607 | 3.607 | 3.607 | 3.607 | 3.607 | 3.536 |
| Sumatera Selatan | 3.300 | 3.375 | 3.375 | 3.375 | 3.400 | 3.400 |
| Bengkulu | 3.364 | 3.364 | 3.364 | 3.364 | 3.364 | 3.364 |
| Lampung | 3.208 | 3.208 | 3.236 | 3.236 | 3.236 | 3.236 |
| Bangka Belitung | 3.571 | 3.571 | 3.619 | 3.619 | 3.690 | 3.714 |
| Kepulauan Riau | 4.190 | 4.190 | 4.190 | 4.190 | 4.190 | 4.410 |
| Jawa Barat | 2.981 | 2.981 | 3.033 | 3.033 | 3.048 | 3.084 |
| Jawa Tengah | 2.806 | 2.819 | 2.823 | 2.823 | 2.823 | 2.847 |
| D. I. Yogyakarta | 3.120 | 3.120 | 3.120 | 3.158 | 3.158 | 3.208 |
| Jawa Timur | 2.821 | 2.836 | 2.856 | 2.859 | 2.864 | 2.876 |
| Banten | 3.298 | 3.298 | 3.298 | 3.298 | 3.298 | 3.320 |
| Bali | 3.340 | 3.340 | 3.340 | 3.357 | 3.357 | 3.383 |
| Nusa Tenggara Barat | 3.289 | 3.316 | 3.316 | 3.342 | 3.316 | 3.289 |
| Nusa Tenggara Timur | 3.519 | 3.519 | 3.558 | 3.567 | 3.567 | 3.577 |
| Kalimantan Barat | 3.417 | 3.417 | 3.433 | 3.433 | 3.433 | 3.433 |
| Kalimantan Tengah | 3.327 | 3.327 | 3.327 | 3.346 | 3.423 | 3.462 |
| Kalimantan Selatan | 2.975 | 2.975 | 2.975 | 2.975 | 2.975 | 2.954 |
| Kalimantan Timur | 3.645 | 3.645 | 3.645 | 3.645 | 3.691 | 3.700 |
| Sulawesi Utara | 3.200 | 3.200 | 3.200 | 3.200 | 3.200 | 3.275 |
| Sulawesi Tengah | 3.328 | 3.328 | 3.345 | 3.345 | 3.345 | 3.379 |
| Sulawesi Selatan | 3.045 | 3.045 | 3.045 | 3.023 | 3.045 | 3.023 |
| Sulawesi Tenggara | 3.298 | 3.298 | 3.310 | 3.321 | 3.321 | 3.298 |
| Gorontalo | 2.903 | 2.903 | 2.917 | 2.917 | 2.917 | 2.917 |
| Sulawesi Barat | 3.357 | 3.381 | 3.429 | 3.405 | 3.405 | 3.405 |
| Maluku | 4.875 | 4.875 | 5.000 | 5.031 | 5.031 | 5.031 |
| Maluku Utara | 4.556 | 4.556 | 4.556 | 4.556 | 4.556 | 4.556 |
| Papua Barat | 3.733 | 3.733 | 3.800 | 3.800 | 3.833 | 3.900 |
| Papua | 4.432 | 4.477 | 4.477 | 4.500 | 4.523 | 4.545 |
| Nasional | 3.488 | 3.498 | 3.518 | 3.524 | 3.530 | 3.555 |

Lanjutan Tabel 2.17

| Provinsi | Juli | Agustus | September | Oktober | November | Desember | Rata-rata |
|--------------------------|--------------|--------------|--------------|--------------|--------------|--------------|--------------|
| (1) | (8) | (9) | (10) | (11) | (12) | (13) | (14) |
| Nanggroe Aceh Darussalam | 4.273 | 4.273 | 4.273 | 4.273 | 4.273 | 4.273 | 4.176 |
| Sumatera Utara | 3.630 | 3.667 | 3.667 | 3.667 | 3.667 | 3.667 | 3.552 |
| Sumatera Barat | 3.512 | 3.512 | 3.532 | 3.532 | 3.572 | 3.580 | 3.499 |
| Riau | 4.525 | 4.550 | 4.575 | 4.575 | 4.575 | 4.575 | 4.467 |
| Jambi | 3.536 | 3.536 | 3.536 | 3.536 | 3.536 | 3.536 | 3.565 |
| Sumatera Selatan | 3.400 | 3.400 | 3.475 | 3.475 | 3.475 | 3.475 | 3.410 |
| Bengkulu | 3.409 | 3.500 | 3.500 | 3.500 | 3.500 | 3.500 | 3.424 |
| Lampung | 3.347 | 3.319 | 3.319 | 3.319 | 3.333 | 3.333 | 3.278 |
| Bangka Belitung | 3.690 | 3.690 | 3.762 | 3.833 | 3.952 | 4.000 | 3.726 |
| Kepulauan Riau | 4.410 | 4.450 | 4.450 | 4.700 | 4.700 | 4.700 | 4.398 |
| Jawa Barat | 3.093 | 3.093 | 3.085 | 3.094 | 3.094 | 3.095 | 3.060 |
| Jawa Tengah | 2.851 | 2.863 | 2.871 | 2.887 | 2.897 | 2.900 | 2.851 |
| D. I. Yogyakarta | 3.233 | 3.243 | 3.243 | 3.243 | 3.293 | 3.343 | 3.206 |
| Jawa Timur | 2.902 | 2.908 | 2.917 | 2.895 | 2.911 | 2.913 | 2.880 |
| Banten | 3.450 | 3.450 | 3.450 | 3.450 | 3.450 | 3.450 | 3.376 |
| Bali | 3.400 | 3.417 | 3.417 | 3.417 | 3.417 | 3.417 | 3.383 |
| Nusa Tenggara Barat | 3.289 | 3.289 | 3.289 | 3.289 | 3.289 | 3.289 | 3.300 |
| Nusa Tenggara Timur | 3.596 | 3.654 | 3.654 | 3.635 | 3.635 | 3.654 | 3.595 |
| Kalimantan Barat | 3.433 | 3.467 | 3.483 | 3.500 | 3.500 | 3.500 | 3.454 |
| Kalimantan Tengah | 3.462 | 3.462 | 3.462 | 3.442 | 3.442 | 3.442 | 3.410 |
| Kalimantan Selatan | 2.975 | 2.954 | 2.963 | 3.046 | 3.067 | 3.067 | 2.992 |
| Kalimantan Timur | 3.655 | 3.655 | 3.723 | 3.723 | 3.723 | 3.723 | 3.681 |
| Sulawesi Utara | 3.300 | 3.350 | 3.350 | 3.350 | 3.350 | 3.350 | 3.277 |
| Sulawesi Tengah | 3.379 | 3.379 | 3.379 | 3.379 | 3.379 | 3.379 | 3.362 |
| Sulawesi Selatan | 3.023 | 3.068 | 3.068 | 3.068 | 3.114 | 3.114 | 3.057 |
| Sulawesi Tenggara | 3.298 | 3.298 | 3.298 | 3.298 | 3.298 | 3.298 | 3.303 |
| Gorontalo | 2.944 | 2.944 | 2.944 | 2.972 | 2.972 | 2.972 | 2.935 |
| Sulawesi Barat | 3.500 | 3.500 | 3.548 | 3.548 | 3.571 | 3.619 | 3.472 |
| Maluku | 5.031 | 5.031 | 5.031 | 5.031 | 5.031 | 5.031 | 5.003 |
| Maluku Utara | 4.556 | 4.556 | 4.556 | 4.556 | 4.556 | 4.556 | 4.556 |
| Papua Barat | 3.967 | 4.000 | 4.033 | 4.033 | 4.033 | 4.033 | 3.908 |
| Papua | 4.545 | 4.477 | 4.659 | 4.659 | 4.705 | 4.886 | 4.574 |
| Nasional | 3.582 | 3.592 | 3.610 | 3.623 | 3.635 | 3.646 | 3.567 |

Tabel 2.18
Harga Konsumen Perdesaan Kelompok Makanan Jadi, 2008
Ice Cream (Rp/Cup)

| Provinsi | Januari | Februari | Maret | April | Mei | Juni |
|--------------------------|--------------|--------------|--------------|--------------|--------------|--------------|
| (1) | (2) | (3) | (4) | (5) | (6) | (7) |
| Nanggroe Aceh Darussalam | 3.750 | 3.750 | 4.000 | 4.000 | 4.000 | 4.000 |
| Sumatera Utara | 4.800 | 4.800 | 4.800 | 4.800 | 5.000 | 5.000 |
| Sumatera Barat | 3.500 | 3.500 | 3.625 | 3.625 | 3.750 | 4.000 |
| Riau | 5.500 | 5.500 | 5.750 | 6.000 | 6.000 | 6.000 |
| Jambi | - | - | - | - | - | - |
| Sumatera Selatan | 3.143 | 3.143 | 3.143 | 3.143 | 3.143 | 3.143 |
| Bengkulu | 3.000 | 3.000 | 3.000 | 3.000 | 3.000 | 3.000 |
| Lampung | 4.188 | 4.188 | 4.188 | 4.188 | 4.188 | 4.188 |
| Bangka Belitung | 3.917 | 3.917 | 3.917 | 3.917 | 4.083 | 4.167 |
| Kepulauan Riau | 7.500 | 7.500 | 7.500 | 7.500 | 7.500 | 7.500 |
| Jawa Barat | 4.129 | 4.129 | 4.129 | 4.129 | 4.129 | 4.146 |
| Jawa Tengah | 3.550 | 3.550 | 3.550 | 3.550 | 3.550 | 3.706 |
| D. I. Yogyakarta | 3.571 | 3.571 | 3.571 | 3.571 | 3.571 | 3.571 |
| Jawa Timur | 3.177 | 3.177 | 3.177 | 3.177 | 3.183 | 3.183 |
| Banten | 3.500 | 3.500 | 3.500 | 3.500 | 3.500 | 3.500 |
| Bali | 3.750 | 3.750 | 3.750 | 3.750 | 3.750 | 3.750 |
| Nusa Tenggara Barat | 2.938 | 2.938 | 2.938 | 2.938 | 2.938 | 2.938 |
| Nusa Tenggara Timur | 3.250 | 3.250 | 3.250 | 3.250 | 3.250 | 3.250 |
| Kalimantan Barat | 4.067 | 4.067 | 4.067 | 4.067 | 4.067 | 4.067 |
| Kalimantan Tengah | 3.625 | 3.625 | 3.625 | 3.625 | 3.625 | 3.625 |
| Kalimantan Selatan | 2.000 | 2.000 | 2.000 | 2.000 | 2.000 | 2.000 |
| Kalimantan Timur | 4.900 | 4.900 | 4.900 | 4.900 | 4.900 | 4.933 |
| Sulawesi Utara | 4.167 | 4.167 | 4.167 | 4.167 | 4.167 | 4.667 |
| Sulawesi Tengah | 4.000 | 4.000 | 4.000 | 4.000 | 4.000 | 4.000 |
| Sulawesi Selatan | 3.875 | 3.875 | 3.875 | 3.875 | 3.875 | 3.875 |
| Sulawesi Tenggara | - | - | - | - | - | - |
| Gorontalo | 2.733 | 2.733 | 2.733 | 2.733 | 2.733 | 2.733 |
| Sulawesi Barat | - | - | - | - | - | - |
| Maluku | - | - | - | - | - | - |
| Maluku Utara | 5.000 | 5.000 | 5.000 | 5.000 | 5.000 | 5.000 |
| Papua Barat | 5.000 | 5.000 | 5.000 | 5.000 | 5.000 | 5.000 |
| Papua | 5.250 | 5.250 | 5.250 | 5.250 | 5.250 | 5.750 |
| Nasional | 3.992 | 3.992 | 4.014 | 4.023 | 4.041 | 4.096 |

Lanjutan Tabel 2.18

| Provinsi | Juli | Agustus | September | Oktober | November | Desember | Rata-rata |
|--------------------------|--------------|--------------|--------------|--------------|--------------|--------------|--------------|
| (1) | (8) | (9) | (10) | (11) | (12) | (13) | (14) |
| Nanggroe Aceh Darussalam | 4.000 | 4.000 | 4.000 | 4.000 | 4.000 | 4.000 | 3.958 |
| Sumatera Utara | 5.000 | 5.000 | 5.000 | 5.000 | 5.000 | 5.500 | 4.975 |
| Sumatera Barat | 4.000 | 4.000 | 4.250 | 4.250 | 4.250 | 4.250 | 3.917 |
| Riau | 6.000 | 6.000 | 6.250 | 6.250 | 6.250 | 6.250 | 5.979 |
| Jambi | - | - | - | - | - | - | - |
| Sumatera Selatan | 3.143 | 3.143 | 3.357 | 3.357 | 3.357 | 3.357 | 3.214 |
| Bengkulu | 3.000 | 3.100 | 3.100 | 3.100 | 3.100 | 3.100 | 3.042 |
| Lampung | 4.188 | 4.188 | 4.188 | 4.188 | 4.438 | 4.438 | 4.229 |
| Bangka Belitung | 4.167 | 4.167 | 4.167 | 4.167 | 4.333 | 4.333 | 4.104 |
| Kepulauan Riau | 7.500 | 7.500 | 7.500 | 7.500 | 7.500 | 7.500 | 7.500 |
| Jawa Barat | 4.229 | 4.229 | 4.229 | 4.229 | 4.229 | 4.229 | 4.181 |
| Jawa Tengah | 3.706 | 3.706 | 3.706 | 3.738 | 3.738 | 3.738 | 3.649 |
| D. I. Yogyakarta | 3.571 | 3.571 | 3.571 | 3.571 | 3.571 | 3.571 | 3.571 |
| Jawa Timur | 3.183 | 3.183 | 3.197 | 3.197 | 3.200 | 3.213 | 3.187 |
| Banten | 3.333 | 3.333 | 3.333 | 3.500 | 3.500 | 3.500 | 3.458 |
| Bali | 3.750 | 3.750 | 3.750 | 3.750 | 3.750 | 3.750 | 3.750 |
| Nusa Tenggara Barat | 2.938 | 2.938 | 2.938 | 2.938 | 2.938 | 2.938 | 2.938 |
| Nusa Tenggara Timur | 3.250 | 3.250 | 3.250 | 3.250 | 3.250 | 3.250 | 3.250 |
| Kalimantan Barat | 4.067 | 4.067 | 4.067 | 4.067 | 4.067 | 4.067 | 4.067 |
| Kalimantan Tengah | 3.625 | 3.625 | 3.625 | 3.625 | 3.625 | 3.625 | 3.625 |
| Kalimantan Selatan | 2.000 | 2.000 | 2.000 | 2.000 | 2.000 | 2.000 | 2.000 |
| Kalimantan Timur | 4.933 | 4.933 | 4.933 | 4.933 | 4.933 | 4.933 | 4.919 |
| Sulawesi Utara | 4.667 | 4.667 | 4.667 | 4.667 | 4.667 | 4.667 | 4.458 |
| Sulawesi Tengah | 4.000 | 4.000 | 4.000 | 4.000 | 4.000 | 4.000 | 4.000 |
| Sulawesi Selatan | 3.875 | 3.875 | 3.875 | 4.000 | 4.000 | 4.000 | 3.906 |
| Sulawesi Tenggara | - | - | - | - | - | - | - |
| Gorontalo | 2.750 | 2.817 | 2.817 | 2.817 | 2.817 | 2.817 | 2.769 |
| Sulawesi Barat | - | - | - | - | - | - | - |
| Maluku | - | - | - | - | - | - | - |
| Maluku Utara | 5.000 | 5.000 | 5.000 | 5.000 | 5.000 | 5.000 | 5.000 |
| Papua Barat | 5.000 | 5.000 | 5.000 | 5.000 | 5.000 | 5.000 | 5.000 |
| Papua | 5.750 | 5.750 | 5.750 | 5.750 | 5.750 | 5.750 | 5.542 |
| Nasional | 4.094 | 4.100 | 4.126 | 4.137 | 4.152 | 4.171 | 4.078 |

Tabel 2.19
Harga Konsumen Perdesaan Kelompok Makanan Jadi, 2008
Rokok Putih (Rp/Bungkus=20 batang)

| Provinsi | Januari | Februari | Maret | April | Mei | Juni |
|--------------------------|--------------|--------------|--------------|--------------|--------------|--------------|
| (1) | (2) | (3) | (4) | (5) | (6) | (7) |
| Nanggroe Aceh Darussalam | 7.796 | 7.870 | 7.944 | 7.944 | 8.019 | 8.093 |
| Sumatera Utara | 8.027 | 8.086 | 8.100 | 8.100 | 8.100 | 8.262 |
| Sumatera Barat | 7.779 | 7.855 | 7.936 | 8.082 | 8.127 | 8.279 |
| Riau | 8.180 | 8.180 | 8.180 | 8.180 | 8.180 | 8.240 |
| Jambi | 8.250 | 8.250 | 8.250 | 8.250 | 8.281 | 8.281 |
| Sumatera Selatan | 8.531 | 8.531 | 8.656 | 8.656 | 8.656 | 8.750 |
| Bengkulu | 7.974 | 8.105 | 8.237 | 8.289 | 8.289 | 8.368 |
| Lampung | 8.350 | 8.400 | 8.600 | 8.500 | 8.600 | 8.550 |
| Bangka Belitung | 8.583 | 8.583 | 8.583 | 8.583 | 8.875 | 8.896 |
| Kepulauan Riau | 8.850 | 8.850 | 8.850 | 8.921 | 9.029 | 9.207 |
| Jawa Barat | 7.961 | 7.989 | 8.010 | 8.010 | 8.073 | 8.147 |
| Jawa Tengah | 7.878 | 7.928 | 7.963 | 7.966 | 7.983 | 8.041 |
| D. I. Yogyakarta | 7.764 | 7.877 | 7.886 | 7.895 | 7.955 | 8.041 |
| Jawa Timur | 7.604 | 7.616 | 7.655 | 7.688 | 7.711 | 7.812 |
| Banten | 8.615 | 8.615 | 8.654 | 8.692 | 8.846 | 8.846 |
| Bali | 8.411 | 8.411 | 8.482 | 8.518 | 8.500 | 8.500 |
| Nusa Tenggara Barat | 8.060 | 8.060 | 8.120 | 8.120 | 8.120 | 8.180 |
| Nusa Tenggara Timur | 8.344 | 8.359 | 8.391 | 8.406 | 8.406 | 8.484 |
| Kalimantan Barat | 8.433 | 8.433 | 8.452 | 8.481 | 8.463 | 8.556 |
| Kalimantan Tengah | 8.000 | 8.000 | 8.019 | 8.038 | 8.135 | 8.150 |
| Kalimantan Selatan | 8.021 | 8.021 | 8.042 | 8.063 | 8.063 | 8.125 |
| Kalimantan Timur | 8.200 | 8.221 | 8.304 | 8.367 | 8.367 | 8.408 |
| Sulawesi Utara | 8.389 | 8.389 | 8.444 | 8.444 | 8.444 | 8.444 |
| Sulawesi Tengah | 8.595 | 8.595 | 8.643 | 8.714 | 8.595 | 8.643 |
| Sulawesi Selatan | 8.040 | 8.040 | 8.100 | 8.140 | 8.160 | 8.160 |
| Sulawesi Tenggara | 8.667 | 8.708 | 8.708 | 8.708 | 8.729 | 8.854 |
| Gorontalo | 8.321 | 8.357 | 8.393 | 8.393 | 8.357 | 8.357 |
| Sulawesi Barat | 7.676 | 7.812 | 7.812 | 7.971 | 8.029 | 8.059 |
| Maluku | 9.447 | 9.447 | 9.447 | 9.447 | 9.500 | 9.658 |
| Maluku Utara | 9.438 | 9.438 | 9.500 | 9.531 | 9.594 | 9.688 |
| Papua Barat | 9.462 | 9.500 | 9.500 | 9.577 | 9.731 | 9.808 |
| Papua | 9.556 | 9.556 | 9.574 | 9.574 | 9.574 | 9.648 |
| Nasional | 8.350 | 8.378 | 8.420 | 8.445 | 8.484 | 8.548 |

Lanjutan Tabel 2.19

| Provinsi | Juli | Agustus | September | Oktober | November | Desember | Rata-rata |
|--------------------------|--------------|--------------|--------------|--------------|--------------|--------------|--------------|
| (1) | (8) | (9) | (10) | (11) | (12) | (13) | (14) |
| Nanggroe Aceh Darussalam | 8.093 | 8.130 | 8.111 | 8.111 | 8.111 | 8.185 | 8.034 |
| Sumatera Utara | 8.303 | 8.330 | 8.384 | 8.411 | 8.492 | 8.492 | 8.257 |
| Sumatera Barat | 8.279 | 8.364 | 8.394 | 8.503 | 8.503 | 8.533 | 8.219 |
| Riau | 8.440 | 8.420 | 8.520 | 8.540 | 8.580 | 8.580 | 8.352 |
| Jambi | 8.406 | 8.406 | 8.406 | 8.438 | 8.531 | 8.563 | 8.359 |
| Sumatera Selatan | 8.813 | 8.813 | 8.813 | 8.813 | 8.875 | 8.875 | 8.732 |
| Bengkulu | 8.474 | 8.579 | 8.605 | 8.605 | 8.632 | 8.632 | 8.399 |
| Lampung | 8.550 | 8.550 | 8.550 | 8.550 | 8.600 | 8.600 | 8.533 |
| Bangka Belitung | 8.917 | 8.875 | 8.875 | 8.917 | 8.958 | 9.063 | 8.809 |
| Kepulauan Riau | 9.207 | 9.207 | 9.207 | 9.314 | 9.314 | 9.314 | 9.106 |
| Jawa Barat | 8.197 | 8.218 | 8.223 | 8.247 | 8.282 | 8.298 | 8.138 |
| Jawa Tengah | 8.059 | 8.077 | 8.116 | 8.198 | 8.228 | 8.251 | 8.057 |
| D. I. Yogyakarta | 8.041 | 8.118 | 8.141 | 8.150 | 8.127 | 8.150 | 8.012 |
| Jawa Timur | 7.866 | 7.885 | 7.905 | 7.934 | 7.977 | 8.015 | 7.806 |
| Banten | 8.923 | 8.923 | 8.923 | 9.000 | 9.077 | 9.077 | 8.849 |
| Bali | 8.571 | 8.607 | 8.607 | 8.714 | 8.768 | 8.821 | 8.576 |
| Nusa Tenggara Barat | 8.240 | 8.240 | 8.260 | 8.300 | 8.300 | 8.320 | 8.193 |
| Nusa Tenggara Timur | 8.484 | 8.516 | 8.516 | 8.602 | 8.602 | 8.633 | 8.479 |
| Kalimantan Barat | 8.556 | 8.593 | 8.593 | 8.630 | 8.630 | 8.667 | 8.540 |
| Kalimantan Tengah | 8.131 | 8.188 | 8.208 | 8.285 | 8.304 | 8.362 | 8.152 |
| Kalimantan Selatan | 8.125 | 8.083 | 8.083 | 8.125 | 8.125 | 8.146 | 8.085 |
| Kalimantan Timur | 8.408 | 8.408 | 8.492 | 8.492 | 8.492 | 8.492 | 8.388 |
| Sulawesi Utara | 8.500 | 8.500 | 8.500 | 8.500 | 8.500 | 8.500 | 8.463 |
| Sulawesi Tengah | 8.643 | 8.643 | 8.643 | 8.643 | 8.714 | 8.786 | 8.655 |
| Sulawesi Selatan | 8.180 | 8.260 | 8.260 | 8.260 | 8.320 | 8.320 | 8.187 |
| Sulawesi Tenggara | 8.854 | 8.854 | 8.833 | 8.833 | 8.833 | 8.875 | 8.788 |
| Gorontalo | 8.357 | 8.464 | 8.464 | 8.464 | 8.464 | 8.464 | 8.405 |
| Sulawesi Barat | 8.118 | 8.118 | 8.147 | 8.118 | 8.147 | 8.147 | 8.013 |
| Maluku | 9.658 | 9.658 | 9.658 | 9.711 | 9.711 | 9.711 | 9.588 |
| Maluku Utara | 9.688 | 9.688 | 9.688 | 9.688 | 9.688 | 9.688 | 9.609 |
| Papua Barat | 9.846 | 9.846 | 9.846 | 9.846 | 9.846 | 9.846 | 9.721 |
| Papua | 9.796 | 9.796 | 9.870 | 9.870 | 9.870 | 9.870 | 9.713 |
| Nasional | 8.585 | 8.605 | 8.620 | 8.650 | 8.675 | 8.696 | 8.538 |

Tabel 2.20
Harga Konsumen Perdesaan Kelompok Makanan Jadi, 2008
Rokok Kretek (Rp/Bungkus=12 batang)

| Provinsi | Januari | Februari | Maret | April | Mei | Juni |
|--------------------------|--------------|--------------|--------------|--------------|--------------|--------------|
| (1) | (2) | (3) | (4) | (5) | (6) | (7) |
| Nanggroe Aceh Darussalam | 6.708 | 6.792 | 6.875 | 6.917 | 6.896 | 6.979 |
| Sumatera Utara | 6.943 | 7.023 | 7.045 | 7.068 | 7.068 | 7.102 |
| Sumatera Barat | 7.006 | 7.006 | 7.047 | 7.114 | 7.114 | 7.189 |
| Riau | 7.103 | 7.103 | 7.103 | 7.103 | 7.190 | 7.259 |
| Jambi | 6.857 | 6.881 | 6.881 | 6.905 | 6.905 | 6.976 |
| Sumatera Selatan | 6.889 | 6.889 | 7.056 | 7.037 | 7.093 | 7.130 |
| Bengkulu | 6.259 | 6.328 | 6.379 | 6.397 | 6.397 | 6.500 |
| Lampung | 6.481 | 6.481 | 6.481 | 6.462 | 6.500 | 6.577 |
| Bangka Belitung | 6.350 | 6.350 | 6.400 | 6.433 | 6.567 | 6.600 |
| Kepulauan Riau | 7.105 | 7.132 | 7.132 | 7.132 | 7.105 | 7.184 |
| Jawa Barat | 6.538 | 6.568 | 6.617 | 6.616 | 6.643 | 6.738 |
| Jawa Tengah | 6.357 | 6.390 | 6.405 | 6.408 | 6.422 | 6.454 |
| D. I. Yogyakarta | 6.326 | 6.349 | 6.484 | 6.507 | 6.518 | 6.650 |
| Jawa Timur | 6.500 | 6.523 | 6.547 | 6.546 | 6.578 | 6.656 |
| Banten | 6.736 | 6.782 | 6.782 | 6.812 | 6.812 | 6.864 |
| Bali | 7.296 | 7.296 | 7.315 | 7.352 | 7.352 | 7.481 |
| Nusa Tenggara Barat | 6.462 | 6.462 | 6.500 | 6.500 | 6.538 | 6.654 |
| Nusa Tenggara Timur | 7.013 | 7.141 | 7.167 | 7.179 | 7.141 | 7.205 |
| Kalimantan Barat | 6.621 | 6.646 | 6.659 | 6.672 | 6.705 | 6.756 |
| Kalimantan Tengah | 7.111 | 7.130 | 7.130 | 7.130 | 7.185 | 7.259 |
| Kalimantan Selatan | 6.838 | 6.838 | 6.868 | 6.868 | 6.926 | 6.965 |
| Kalimantan Timur | 7.300 | 7.360 | 7.380 | 7.380 | 7.360 | 7.380 |
| Sulawesi Utara | 7.057 | 7.057 | 7.057 | 7.057 | 7.057 | 7.010 |
| Sulawesi Tengah | 6.688 | 6.688 | 6.788 | 6.850 | 6.888 | 6.950 |
| Sulawesi Selatan | 6.435 | 6.473 | 6.492 | 6.550 | 6.588 | 6.588 |
| Sulawesi Tenggara | 6.789 | 6.882 | 6.908 | 6.921 | 6.934 | 6.961 |
| Gorontalo | 6.676 | 6.706 | 6.706 | 6.706 | 6.706 | 6.735 |
| Sulawesi Barat | 6.738 | 6.814 | 6.814 | 6.952 | 6.929 | 6.929 |
| Maluku | 7.792 | 7.854 | 7.854 | 7.917 | 7.917 | 7.917 |
| Maluku Utara | 7.548 | 7.595 | 7.690 | 7.714 | 7.762 | 7.881 |
| Papua Barat | 8.462 | 8.500 | 8.538 | 8.462 | 8.462 | 8.308 |
| Papua | 8.268 | 8.268 | 8.304 | 8.304 | 8.304 | 8.518 |
| Nasional | 6.914 | 6.947 | 6.981 | 6.999 | 7.017 | 7.074 |

Lanjutan Tabel 2.20

| Provinsi | Juli | Agustus | September | Oktober | November | Desember | Rata-rata |
|--------------------------|--------------|--------------|--------------|--------------|--------------|--------------|--------------|
| (1) | (8) | (9) | (10) | (11) | (12) | (13) | (14) |
| Nanggroe Aceh Darussalam | 7.104 | 7.125 | 7.125 | 7.125 | 7.125 | 7.167 | 6.995 |
| Sumatera Utara | 7.159 | 7.182 | 7.193 | 7.216 | 7.261 | 7.261 | 7.127 |
| Sumatera Barat | 7.217 | 7.258 | 7.289 | 7.339 | 7.464 | 7.492 | 7.211 |
| Riau | 7.414 | 7.414 | 7.448 | 7.397 | 7.431 | 7.466 | 7.286 |
| Jambi | 7.000 | 7.024 | 7.048 | 7.048 | 7.024 | 7.024 | 6.964 |
| Sumatera Selatan | 7.148 | 7.148 | 7.185 | 7.185 | 7.185 | 7.185 | 7.094 |
| Bengkulu | 6.500 | 6.534 | 6.552 | 6.552 | 6.569 | 6.638 | 6.467 |
| Lampung | 6.577 | 6.577 | 6.615 | 6.654 | 6.654 | 6.692 | 6.563 |
| Bangka Belitung | 6.600 | 6.650 | 6.733 | 6.733 | 6.817 | 6.850 | 6.590 |
| Kepulauan Riau | 7.184 | 7.211 | 7.263 | 7.263 | 7.342 | 7.395 | 7.204 |
| Jawa Barat | 6.780 | 6.802 | 6.805 | 6.833 | 6.818 | 6.862 | 6.718 |
| Jawa Tengah | 6.460 | 6.477 | 6.492 | 6.543 | 6.563 | 6.585 | 6.463 |
| D. I. Yogyakarta | 6.671 | 6.681 | 6.725 | 6.713 | 6.660 | 6.663 | 6.579 |
| Jawa Timur | 6.730 | 6.748 | 6.766 | 6.800 | 6.830 | 6.848 | 6.673 |
| Banten | 6.909 | 6.909 | 6.909 | 6.909 | 6.970 | 6.970 | 6.864 |
| Bali | 7.685 | 7.704 | 7.704 | 7.722 | 7.778 | 7.833 | 7.543 |
| Nusa Tenggara Barat | 6.731 | 6.731 | 6.731 | 6.731 | 6.731 | 6.750 | 6.627 |
| Nusa Tenggara Timur | 7.276 | 7.276 | 7.276 | 7.429 | 7.442 | 7.481 | 7.252 |
| Kalimantan Barat | 6.756 | 6.795 | 6.808 | 6.918 | 6.918 | 6.905 | 6.763 |
| Kalimantan Tengah | 7.259 | 7.381 | 7.381 | 7.437 | 7.444 | 7.481 | 7.277 |
| Kalimantan Selatan | 6.994 | 6.965 | 6.965 | 7.056 | 7.056 | 7.100 | 6.953 |
| Kalimantan Timur | 7.380 | 7.380 | 7.440 | 7.500 | 7.500 | 7.500 | 7.405 |
| Sulawesi Utara | 7.010 | 7.071 | 7.071 | 7.095 | 7.143 | 7.143 | 7.069 |
| Sulawesi Tengah | 6.975 | 6.975 | 6.975 | 6.988 | 7.038 | 7.100 | 6.908 |
| Sulawesi Selatan | 6.646 | 6.646 | 6.646 | 6.665 | 6.838 | 6.838 | 6.617 |
| Sulawesi Tenggara | 6.961 | 6.961 | 6.961 | 7.000 | 6.987 | 7.053 | 6.943 |
| Gorontalo | 6.735 | 6.765 | 6.765 | 6.794 | 6.794 | 6.794 | 6.740 |
| Sulawesi Barat | 6.905 | 6.881 | 6.905 | 6.929 | 6.929 | 6.929 | 6.888 |
| Maluku | 7.958 | 8.000 | 8.000 | 8.042 | 8.042 | 8.042 | 7.944 |
| Maluku Utara | 7.929 | 7.929 | 7.929 | 7.881 | 7.881 | 7.929 | 7.806 |
| Papua Barat | 8.346 | 8.346 | 8.385 | 8.462 | 8.462 | 8.462 | 8.433 |
| Papua | 8.661 | 8.661 | 8.679 | 8.679 | 8.679 | 8.679 | 8.500 |
| Nasional | 7.114 | 7.131 | 7.149 | 7.176 | 7.199 | 7.222 | 7.077 |

Tabel 2.21
Harga Konsumen Perdesaan Kelompok Makanan Jadi, 2008
Rokok Kretek Filter (Rp/Bungkus=12 batang)

| Provinsi | Januari | Februari | Maret | April | Mei | Juni |
|--------------------------|--------------|--------------|--------------|--------------|--------------|--------------|
| (1) | (2) | (3) | (4) | (5) | (6) | (7) |
| Nanggroe Aceh Darussalam | 7.238 | 7.286 | 7.286 | 7.190 | 7.262 | 7.262 |
| Sumatera Utara | 7.397 | 7.431 | 7.466 | 7.500 | 7.517 | 7.655 |
| Sumatera Barat | 7.471 | 7.471 | 7.471 | 7.487 | 7.487 | 7.552 |
| Riau | 7.804 | 7.826 | 7.826 | 7.804 | 7.804 | 7.826 |
| Jambi | 7.000 | 7.063 | 7.219 | 7.344 | 7.406 | 7.375 |
| Sumatera Selatan | 6.762 | 6.762 | 6.976 | 6.976 | 7.000 | 7.119 |
| Bengkulu | 6.917 | 6.958 | 6.979 | 6.979 | 6.979 | 7.000 |
| Lampung | 6.881 | 6.881 | 6.976 | 6.976 | 7.024 | 7.024 |
| Bangka Belitung | 7.462 | 7.462 | 7.462 | 7.462 | 7.615 | 7.596 |
| Kepulauan Riau | 7.500 | 7.563 | 7.563 | 7.563 | 7.563 | 7.594 |
| Jawa Barat | 6.901 | 6.926 | 6.967 | 6.986 | 7.050 | 7.170 |
| Jawa Tengah | 6.848 | 6.895 | 6.925 | 6.938 | 6.979 | 7.059 |
| D. I. Yogyakarta | 6.716 | 6.777 | 6.871 | 6.955 | 6.974 | 7.055 |
| Jawa Timur | 6.521 | 6.554 | 6.622 | 6.631 | 6.681 | 6.771 |
| Banten | 7.142 | 7.200 | 7.242 | 7.281 | 7.327 | 7.404 |
| Bali | 7.241 | 7.241 | 7.241 | 7.204 | 7.222 | 7.259 |
| Nusa Tenggara Barat | 6.833 | 6.833 | 6.881 | 6.905 | 6.929 | 7.095 |
| Nusa Tenggara Timur | 7.422 | 7.469 | 7.484 | 7.516 | 7.531 | 7.563 |
| Kalimantan Barat | 7.267 | 7.283 | 7.300 | 7.500 | 7.533 | 7.533 |
| Kalimantan Tengah | 6.907 | 6.944 | 6.963 | 6.970 | 7.019 | 7.089 |
| Kalimantan Selatan | 6.226 | 6.226 | 6.326 | 6.344 | 6.344 | 6.381 |
| Kalimantan Timur | 7.386 | 7.386 | 7.432 | 7.432 | 7.409 | 7.432 |
| Sulawesi Utara | 7.289 | 7.395 | 7.395 | 7.395 | 7.395 | 7.395 |
| Sulawesi Tengah | 7.222 | 7.222 | 7.278 | 7.333 | 7.389 | 7.481 |
| Sulawesi Selatan | 7.200 | 7.200 | 7.200 | 7.348 | 7.413 | 7.457 |
| Sulawesi Tenggara | 7.722 | 7.741 | 7.741 | 7.759 | 7.741 | 7.852 |
| Gorontalo | 6.938 | 7.031 | 7.000 | 7.000 | 7.000 | 7.000 |
| Sulawesi Barat | 7.469 | 7.550 | 7.581 | 7.613 | 7.675 | 7.738 |
| Maluku | 7.912 | 7.912 | 8.147 | 8.206 | 8.206 | 8.235 |
| Maluku Utara | 8.357 | 8.429 | 8.429 | 8.214 | 8.429 | 8.429 |
| Papua Barat | 7.722 | 7.722 | 7.778 | 7.889 | 7.889 | 7.889 |
| Papua | 8.250 | 8.292 | 8.313 | 8.333 | 8.333 | 8.417 |
| Nasional | 7.248 | 7.279 | 7.323 | 7.345 | 7.379 | 7.428 |

Lanjutan Tabel 2.21

| Provinsi | Juli | Agustus | September | Oktober | November | Desember | Rata-rata |
|--------------------------|--------------|--------------|--------------|--------------|--------------|--------------|--------------|
| (1) | (8) | (9) | (10) | (11) | (12) | (13) | (14) |
| Nanggroe Aceh Darussalam | 7.286 | 7.286 | 7.500 | 7.500 | 7.476 | 7.524 | 7.341 |
| Sumatera Utara | 7.690 | 7.690 | 7.690 | 7.741 | 7.776 | 7.793 | 7.612 |
| Sumatera Barat | 7.552 | 7.581 | 7.677 | 7.710 | 7.774 | 7.790 | 7.585 |
| Riau | 7.935 | 7.935 | 8.087 | 8.087 | 8.109 | 8.109 | 7.929 |
| Jambi | 7.344 | 7.469 | 7.500 | 7.563 | 7.563 | 7.563 | 7.367 |
| Sumatera Selatan | 7.119 | 7.119 | 7.119 | 7.119 | 7.119 | 7.119 | 7.026 |
| Bengkulu | 7.042 | 7.083 | 7.083 | 7.083 | 7.125 | 7.208 | 7.036 |
| Lampung | 7.071 | 7.143 | 7.262 | 7.286 | 7.310 | 7.310 | 7.095 |
| Bangka Belitung | 7.654 | 7.673 | 7.692 | 7.692 | 7.750 | 7.808 | 7.611 |
| Kepulauan Riau | 7.594 | 7.594 | 7.625 | 7.688 | 7.750 | 7.750 | 7.612 |
| Jawa Barat | 7.213 | 7.233 | 7.234 | 7.238 | 7.260 | 7.283 | 7.122 |
| Jawa Tengah | 7.100 | 7.119 | 7.139 | 7.194 | 7.226 | 7.253 | 7.056 |
| D. I. Yogyakarta | 7.102 | 7.137 | 7.169 | 7.187 | 7.197 | 7.200 | 7.028 |
| Jawa Timur | 6.829 | 6.861 | 6.891 | 6.943 | 7.001 | 7.022 | 6.777 |
| Banten | 7.442 | 7.404 | 7.404 | 7.404 | 7.481 | 7.538 | 7.356 |
| Bali | 7.296 | 7.296 | 7.296 | 7.407 | 7.426 | 7.463 | 7.299 |
| Nusa Tenggara Barat | 7.119 | 7.119 | 7.143 | 7.143 | 7.286 | 7.286 | 7.048 |
| Nusa Tenggara Timur | 7.711 | 7.711 | 7.758 | 7.945 | 7.945 | 8.008 | 7.672 |
| Kalimantan Barat | 7.533 | 7.567 | 7.567 | 7.567 | 7.567 | 7.583 | 7.483 |
| Kalimantan Tengah | 7.096 | 7.159 | 7.226 | 7.281 | 7.300 | 7.363 | 7.110 |
| Kalimantan Selatan | 6.419 | 6.419 | 6.437 | 6.585 | 6.641 | 6.659 | 6.417 |
| Kalimantan Timur | 7.432 | 7.459 | 7.482 | 7.482 | 7.505 | 7.505 | 7.445 |
| Sulawesi Utara | 7.447 | 7.500 | 7.500 | 7.526 | 7.579 | 7.605 | 7.452 |
| Sulawesi Tengah | 7.500 | 7.500 | 7.500 | 7.537 | 7.556 | 7.556 | 7.423 |
| Sulawesi Selatan | 7.500 | 7.500 | 7.500 | 7.478 | 7.543 | 7.522 | 7.405 |
| Sulawesi Tenggara | 7.852 | 7.870 | 7.870 | 7.889 | 7.889 | 7.981 | 7.826 |
| Gorontalo | 7.063 | 7.156 | 7.156 | 7.125 | 7.125 | 7.125 | 7.060 |
| Sulawesi Barat | 7.738 | 7.738 | 7.738 | 7.738 | 7.800 | 7.831 | 7.684 |
| Maluku | 8.235 | 8.235 | 8.235 | 8.294 | 8.294 | 8.294 | 8.184 |
| Maluku Utara | 8.571 | 8.571 | 8.571 | 8.571 | 8.571 | 8.571 | 8.476 |
| Papua Barat | 8.056 | 7.944 | 7.944 | 7.944 | 7.944 | 7.944 | 7.889 |
| Papua | 8.625 | 8.625 | 8.625 | 8.625 | 8.625 | 8.625 | 8.474 |
| Nasional | 7.474 | 7.490 | 7.519 | 7.549 | 7.578 | 7.600 | 7.434 |

Tabel 2.22
Harga Konsumen Perdesaan Kelompok Makanan Jadi, 2008
Tembakau Shag (Rp/Ons)

| Provinsi | Januari | Februari | Maret | April | Mei | Juni |
|--------------------------|--------------|--------------|--------------|--------------|--------------|--------------|
| (1) | (2) | (3) | (4) | (5) | (6) | (7) |
| Nanggroe Aceh Darussalam | 5.500 | 5.500 | 5.500 | 5.500 | 5.500 | 5.500 |
| Sumatera Utara | 3.000 | 3.000 | 3.000 | 3.000 | 3.000 | 3.500 |
| Sumatera Barat | 5.250 | 5.250 | 5.250 | 5.250 | 5.250 | 5.250 |
| Riau | 3.750 | 3.750 | 3.750 | 3.750 | 3.750 | 4.000 |
| Jambi | - | - | - | - | - | - |
| Sumatera Selatan | 2.625 | 2.625 | 2.625 | 2.625 | 2.625 | 2.625 |
| Bengkulu | 4.917 | 4.917 | 5.083 | 5.083 | 5.083 | 5.083 |
| Lampung | 3.000 | 3.000 | 3.000 | 3.000 | 3.000 | 3.000 |
| Bangka Belitung | 7.667 | 7.667 | 7.667 | 7.667 | 8.000 | 7.833 |
| Kepulauan Riau | 3.750 | 3.750 | 3.750 | 3.750 | 3.750 | 3.750 |
| Jawa Barat | 6.012 | 6.012 | 6.012 | 6.012 | 6.012 | 6.071 |
| Jawa Tengah | 3.759 | 3.764 | 3.764 | 3.764 | 3.741 | 3.764 |
| D. I. Yogyakarta | 3.500 | 3.500 | 3.500 | 3.500 | 3.500 | 3.500 |
| Jawa Timur | 4.289 | 4.361 | 4.361 | 4.361 | 4.378 | 4.461 |
| Banten | 2.500 | 2.500 | 2.500 | 2.500 | 2.500 | 2.500 |
| Bali | 4.375 | 4.375 | 4.375 | 4.375 | 4.375 | 4.500 |
| Nusa Tenggara Barat | 2.400 | 2.400 | 2.400 | 2.400 | 2.400 | 2.500 |
| Nusa Tenggara Timur | 2.714 | 2.750 | 2.750 | 2.714 | 2.750 | 2.821 |
| Kalimantan Barat | 3.736 | 3.736 | 3.736 | 3.736 | 3.736 | 3.736 |
| Kalimantan Tengah | 5.000 | 5.000 | 5.000 | 5.000 | 5.000 | 5.000 |
| Kalimantan Selatan | 5.722 | 5.722 | 5.722 | 5.722 | 5.722 | 5.722 |
| Kalimantan Timur | 5.000 | 5.000 | 5.000 | 5.000 | 5.300 | 5.300 |
| Sulawesi Utara | 3.429 | 3.429 | 3.429 | 3.429 | 3.500 | 3.500 |
| Sulawesi Tengah | 4.542 | 4.542 | 4.542 | 4.542 | 4.542 | 4.542 |
| Sulawesi Selatan | 6.750 | 6.750 | 6.750 | 6.750 | 6.750 | 6.750 |
| Sulawesi Tenggara | 4.500 | 4.500 | 4.500 | 4.500 | 4.500 | 4.500 |
| Gorontalo | 2.625 | 2.625 | 2.625 | 2.625 | 2.625 | 2.625 |
| Sulawesi Barat | 6.400 | 6.400 | 6.400 | 6.400 | 6.400 | 6.400 |
| Maluku | 4.250 | 4.250 | 4.375 | 4.375 | 4.375 | 4.313 |
| Maluku Utara | 3.393 | 3.393 | 3.393 | 3.393 | 3.536 | 3.536 |
| Papua Barat | 3.800 | 3.800 | 3.800 | 3.800 | 3.800 | 3.800 |
| Papua | 4.700 | 4.700 | 4.700 | 4.700 | 4.900 | 5.000 |
| Nasional | 4.286 | 4.289 | 4.299 | 4.297 | 4.332 | 4.367 |

Lanjutan Tabel 2.22

| Provinsi | Juli | Agustus | September | Oktober | November | Desember | Rata-rata |
|--------------------------|--------------|--------------|--------------|--------------|--------------|--------------|--------------|
| (1) | (8) | (9) | (10) | (11) | (12) | (13) | (14) |
| Nanggroe Aceh Darussalam | 5.500 | 5.500 | 5.500 | 5.500 | 5.500 | 5.500 | 5.500 |
| Sumatera Utara | 3.500 | 3.500 | 3.500 | 3.500 | 3.500 | 3.500 | 3.292 |
| Sumatera Barat | 5.250 | 5.250 | 5.250 | 5.250 | 5.250 | 5.500 | 5.271 |
| Riau | 4.000 | 4.000 | 4.000 | 4.000 | 4.250 | 4.250 | 3.938 |
| Jambi | - | - | - | - | - | - | - |
| Sumatera Selatan | 2.625 | 2.625 | 2.625 | 2.625 | 2.625 | 2.625 | 2.625 |
| Bengkulu | 5.083 | 5.083 | 5.083 | 5.083 | 5.083 | 5.083 | 5.056 |
| Lampung | 3.000 | 3.000 | 3.000 | 3.000 | 3.000 | 3.000 | 3.000 |
| Bangka Belitung | 8.583 | 8.583 | 8.583 | 8.583 | 8.583 | 8.750 | 8.181 |
| Kepulauan Riau | 3.750 | 3.750 | 3.750 | 3.750 | 3.750 | 3.750 | 3.750 |
| Jawa Barat | 6.071 | 6.071 | 6.071 | 6.071 | 6.159 | 6.159 | 6.061 |
| Jawa Tengah | 3.968 | 3.968 | 3.968 | 3.977 | 3.977 | 4.023 | 3.870 |
| D. I. Yogyakarta | 3.500 | 3.500 | 3.500 | 3.500 | 3.500 | 3.500 | 3.500 |
| Jawa Timur | 4.472 | 4.472 | 4.472 | 4.472 | 4.528 | 4.528 | 4.430 |
| Banten | 2.500 | 2.500 | 2.500 | 2.500 | 2.500 | 2.500 | 2.500 |
| Bali | 4.500 | 4.500 | 4.625 | 4.625 | 4.625 | 4.625 | 4.490 |
| Nusa Tenggara Barat | 2.700 | 2.700 | 2.700 | 2.700 | 2.700 | 2.700 | 2.558 |
| Nusa Tenggara Timur | 2.821 | 2.821 | 2.893 | 2.929 | 2.929 | 2.929 | 2.818 |
| Kalimantan Barat | 3.736 | 3.736 | 3.736 | 3.618 | 3.618 | 3.618 | 3.707 |
| Kalimantan Tengah | 5.000 | 5.000 | 5.000 | 5.000 | 5.000 | 5.000 | 5.000 |
| Kalimantan Selatan | 5.722 | 5.722 | 5.833 | 5.833 | 5.833 | 5.833 | 5.759 |
| Kalimantan Timur | 5.500 | 5.500 | 5.500 | 5.500 | 5.500 | 5.500 | 5.300 |
| Sulawesi Utara | 3.500 | 3.500 | 3.500 | 3.500 | 3.500 | 3.500 | 3.476 |
| Sulawesi Tengah | 4.542 | 4.542 | 4.542 | 4.542 | 4.542 | 4.542 | 4.542 |
| Sulawesi Selatan | 6.750 | 6.750 | 6.750 | 6.750 | 6.750 | 6.750 | 6.750 |
| Sulawesi Tenggara | 4.500 | 4.500 | 4.500 | 4.500 | 4.500 | 4.500 | 4.500 |
| Gorontalo | 2.875 | 2.875 | 2.875 | 2.875 | 2.875 | 2.875 | 2.750 |
| Sulawesi Barat | 6.400 | 6.400 | 6.400 | 6.400 | 6.400 | 6.400 | 6.400 |
| Maluku | 4.313 | 4.500 | 4.500 | 4.500 | 4.500 | 4.500 | 4.396 |
| Maluku Utara | 3.536 | 3.536 | 3.536 | 3.536 | 3.536 | 3.536 | 3.488 |
| Papua Barat | 3.800 | 4.000 | 4.000 | 4.000 | 4.000 | 4.000 | 3.883 |
| Papua | 5.000 | 5.000 | 5.000 | 5.000 | 5.000 | 5.000 | 4.892 |
| Nasional | 4.419 | 4.432 | 4.442 | 4.439 | 4.452 | 4.467 | 4.377 |

Tabel 2.23
Harga Konsumen Perdesaan Kelompok Makanan Jadi, 2008
Sirih (Rp/20 Lembar)

| Provinsi | Januari | Februari | Maret | April | Mei | Juni |
|--------------------------|--------------|--------------|--------------|--------------|--------------|--------------|
| (1) | (2) | (3) | (4) | (5) | (6) | (7) |
| Nanggroe Aceh Darussalam | 2.000 | 2.056 | 2.111 | 2.111 | 2.111 | 2.111 |
| Sumatera Utara | 1.430 | 1.430 | 1.430 | 1.430 | 1.430 | 1.530 |
| Sumatera Barat | 1.000 | 1.000 | 1.000 | 1.000 | 1.042 | 1.083 |
| Riau | 1.743 | 1.743 | 1.743 | 1.743 | 1.743 | 1.743 |
| Jambi | 1.000 | 1.000 | 1.000 | 1.000 | 1.000 | 1.000 |
| Sumatera Selatan | 1.200 | 1.200 | 1.200 | 1.200 | 1.200 | 1.200 |
| Bengkulu | 1.200 | 1.200 | 1.283 | 1.283 | 1.283 | 1.283 |
| Lampung | 1.000 | 1.000 | 1.000 | 1.000 | 1.000 | 1.000 |
| Bangka Belitung | 1.000 | 1.000 | 1.000 | 1.000 | 1.000 | 1.000 |
| Kepulauan Riau | 1.000 | 1.000 | 1.000 | 1.000 | 1.000 | 1.000 |
| Jawa Barat | 1.006 | 1.006 | 1.006 | 975 | 975 | 1.019 |
| Jawa Tengah | 766 | 768 | 771 | 762 | 759 | 768 |
| D. I. Yogyakarta | 664 | 664 | 664 | 664 | 664 | 664 |
| Jawa Timur | 712 | 712 | 711 | 711 | 720 | 733 |
| Banten | 830 | 830 | 830 | 850 | 880 | 880 |
| Bali | 775 | 775 | 788 | 788 | 788 | 788 |
| Nusa Tenggara Barat | 1.646 | 1.646 | 1.646 | 1.654 | 1.623 | 1.613 |
| Nusa Tenggara Timur | 2.323 | 2.323 | 2.323 | 2.323 | 2.208 | 2.285 |
| Kalimantan Barat | 2.313 | 2.313 | 2.313 | 2.313 | 2.313 | 2.313 |
| Kalimantan Tengah | 2.180 | 2.180 | 2.180 | 2.130 | 2.130 | 2.130 |
| Kalimantan Selatan | 1.500 | 1.500 | 1.500 | 1.500 | 1.571 | 1.571 |
| Kalimantan Timur | 2.500 | 2.500 | 2.500 | 2.000 | 2.000 | 2.000 |
| Sulawesi Utara | - | - | - | - | - | - |
| Sulawesi Tengah | 1.200 | 1.200 | 1.200 | 1.200 | 1.200 | 1.200 |
| Sulawesi Selatan | 1.938 | 1.938 | 1.938 | 1.938 | 1.938 | 2.000 |
| Sulawesi Tenggara | 1.250 | 1.250 | 1.250 | 1.250 | 1.279 | 1.279 |
| Gorontalo | 2.000 | 2.100 | 2.200 | 2.200 | 2.200 | 2.200 |
| Sulawesi Barat | - | - | - | - | - | - |
| Maluku | 2.625 | 2.625 | 2.625 | 2.625 | 2.625 | 2.875 |
| Maluku Utara | 2.000 | 2.000 | 2.000 | 2.036 | 2.036 | 2.036 |
| Papua Barat | 5.000 | 5.000 | 5.000 | 5.000 | 5.000 | 5.000 |
| Papua | 3.360 | 3.480 | 3.490 | 3.490 | 3.500 | 3.500 |
| Nasional | 1.639 | 1.648 | 1.657 | 1.639 | 1.641 | 1.660 |

Lanjutan Tabel 2.23

| Provinsi | Juli | Agustus | September | Oktober | November | Desember | Rata-rata |
|--------------------------|--------------|--------------|--------------|--------------|--------------|--------------|--------------|
| (1) | (8) | (9) | (10) | (11) | (12) | (13) | (14) |
| Nanggroe Aceh Darussalam | 2.056 | 2.111 | 2.056 | 2.056 | 2.056 | 2.056 | 2.074 |
| Sumatera Utara | 1.530 | 1.530 | 1.530 | 1.530 | 1.580 | 1.580 | 1.497 |
| Sumatera Barat | 1.083 | 1.083 | 1.117 | 1.117 | 1.117 | 1.117 | 1.063 |
| Riau | 1.743 | 1.743 | 1.743 | 1.886 | 1.886 | 1.886 | 1.779 |
| Jambi | 1.000 | 1.000 | 1.000 | 1.000 | 1.000 | 1.000 | 1.000 |
| Sumatera Selatan | 1.200 | 1.200 | 1.200 | 1.200 | 1.200 | 1.200 | 1.200 |
| Bengkulu | 1.283 | 1.283 | 1.283 | 1.283 | 1.283 | 1.283 | 1.269 |
| Lampung | 1.000 | 1.000 | 1.000 | 1.000 | 1.000 | 1.000 | 1.000 |
| Bangka Belitung | 1.000 | 1.000 | 1.000 | 1.000 | 1.000 | 1.000 | 1.000 |
| Kepulauan Riau | 1.000 | 1.000 | 1.000 | 1.000 | 1.000 | 1.000 | 1.000 |
| Jawa Barat | 1.056 | 1.056 | 1.088 | 1.088 | 1.088 | 1.088 | 1.038 |
| Jawa Tengah | 783 | 792 | 792 | 793 | 784 | 784 | 777 |
| D. I. Yogyakarta | 664 | 664 | 664 | 655 | 655 | 655 | 661 |
| Jawa Timur | 733 | 733 | 733 | 733 | 738 | 741 | 726 |
| Banten | 880 | 900 | 900 | 900 | 900 | 900 | 873 |
| Bali | 788 | 788 | 800 | 800 | 800 | 800 | 790 |
| Nusa Tenggara Barat | 1.613 | 1.613 | 1.613 | 1.613 | 1.613 | 1.613 | 1.625 |
| Nusa Tenggara Timur | 2.285 | 2.285 | 2.477 | 2.631 | 2.592 | 2.592 | 2.387 |
| Kalimantan Barat | 2.313 | 2.313 | 2.313 | 2.313 | 2.313 | 2.313 | 2.313 |
| Kalimantan Tengah | 2.130 | 2.130 | 2.130 | 2.130 | 2.100 | 2.100 | 2.138 |
| Kalimantan Selatan | 1.571 | 1.643 | 1.643 | 1.714 | 1.714 | 1.714 | 1.595 |
| Kalimantan Timur | 2.000 | 2.000 | 2.000 | 2.000 | 2.000 | 2.000 | 2.125 |
| Sulawesi Utara | - | - | - | - | - | - | - |
| Sulawesi Tengah | 1.300 | 1.300 | 1.300 | 1.300 | 1.300 | 1.300 | 1.250 |
| Sulawesi Selatan | 1.938 | 2.000 | 2.000 | 2.000 | 2.000 | 2.063 | 1.974 |
| Sulawesi Tenggara | 1.279 | 1.279 | 1.279 | 1.279 | 1.279 | 1.279 | 1.269 |
| Gorontalo | 2.200 | 2.200 | 2.200 | 2.200 | 2.200 | 2.200 | 2.175 |
| Sulawesi Barat | - | - | - | - | - | - | - |
| Maluku | 2.875 | 2.938 | 2.938 | 2.938 | 2.938 | 2.938 | 2.797 |
| Maluku Utara | 2.036 | 2.036 | 2.071 | 2.071 | 2.071 | 2.071 | 2.039 |
| Papua Barat | 5.000 | 5.000 | 5.000 | 5.000 | 5.000 | 5.000 | 5.000 |
| Papua | 3.500 | 3.500 | 3.500 | 3.500 | 3.520 | 3.540 | 3.490 |
| Nasional | 1.661 | 1.671 | 1.679 | 1.691 | 1.691 | 1.694 | 1.664 |

Tabel 2.24
Harga Konsumen Perdesaan Kelompok Makanan Jadi, 2008
Pinang Belum Dikupas (Rp/Buah)

| Provinsi | Januari | Februari | Maret | April | Mei | Juni |
|--------------------------|------------|------------|------------|------------|------------|------------|
| (1) | (2) | (3) | (4) | (5) | (6) | (7) |
| Nanggroe Aceh Darussalam | 133 | 133 | 133 | 133 | 142 | 142 |
| Sumatera Utara | 220 | 220 | 220 | 210 | 210 | 220 |
| Sumatera Barat | 220 | 220 | 220 | 220 | 220 | 230 |
| Riau | 271 | 271 | 271 | 271 | 279 | 279 |
| Jambi | 383 | 383 | 383 | 383 | 400 | 400 |
| Sumatera Selatan | 360 | 370 | 370 | 370 | 370 | 375 |
| Bengkulu | 430 | 450 | 450 | 460 | 460 | 460 |
| Lampung | 243 | 243 | 243 | 243 | 243 | 243 |
| Bangka Belitung | 217 | 217 | 217 | 217 | 217 | 233 |
| Kepulauan Riau | 200 | 200 | 200 | 250 | 250 | 250 |
| Jawa Barat | 325 | 325 | 325 | 325 | 338 | 344 |
| Jawa Tengah | 358 | 360 | 365 | 365 | 363 | 363 |
| D. I. Yogyakarta | 450 | 450 | 450 | 450 | 450 | 450 |
| Jawa Timur | 423 | 423 | 423 | 423 | 436 | 445 |
| Banten | 338 | 338 | 338 | 338 | 338 | 338 |
| Bali | 218 | 218 | 218 | 218 | 218 | 218 |
| Nusa Tenggara Barat | 173 | 173 | 173 | 173 | 177 | 173 |
| Nusa Tenggara Timur | 231 | 244 | 244 | 238 | 238 | 234 |
| Kalimantan Barat | 275 | 275 | 275 | 300 | 300 | 300 |
| Kalimantan Tengah | 339 | 339 | 339 | 339 | 350 | 356 |
| Kalimantan Selatan | 220 | 220 | 220 | 220 | 220 | 220 |
| Kalimantan Timur | 250 | 250 | 250 | 250 | 250 | 250 |
| Sulawesi Utara | - | - | - | - | - | - |
| Sulawesi Tengah | 367 | 367 | 367 | 367 | 367 | 367 |
| Sulawesi Selatan | 300 | 300 | 300 | 300 | 300 | 325 |
| Sulawesi Tenggara | 200 | 200 | 200 | 200 | 200 | 200 |
| Gorontalo | 120 | 120 | 125 | 125 | 125 | 125 |
| Sulawesi Barat | - | - | - | - | - | - |
| Maluku | 500 | 500 | 500 | 500 | 500 | 500 |
| Maluku Utara | 535 | 535 | 535 | 535 | 535 | 535 |
| Papua Barat | 1.000 | 1.000 | 1.000 | 1.000 | 1.000 | 1.000 |
| Papua | 1.073 | 1.073 | 1.073 | 1.073 | 1.073 | 1.073 |
| Nasional | 346 | 347 | 348 | 350 | 352 | 355 |

Lanjutan Tabel 2.24

| Provinsi | Juli | Agustus | September | Oktober | November | Desember | Rata-rata |
|--------------------------|------------|------------|------------|------------|------------|------------|------------|
| (1) | (8) | (9) | (10) | (11) | (12) | (13) | (14) |
| Nanggroe Aceh Darussalam | 142 | 142 | 142 | 142 | 142 | 142 | 139 |
| Sumatera Utara | 220 | 220 | 220 | 220 | 220 | 220 | 218 |
| Sumatera Barat | 230 | 230 | 220 | 230 | 230 | 240 | 226 |
| Riau | 304 | 304 | 304 | 304 | 304 | 304 | 289 |
| Jambi | 450 | 450 | 450 | 450 | 450 | 450 | 419 |
| Sumatera Selatan | 375 | 375 | 375 | 375 | 375 | 375 | 372 |
| Bengkulu | 460 | 460 | 460 | 460 | 460 | 460 | 456 |
| Lampung | 243 | 243 | 264 | 264 | 264 | 264 | 250 |
| Bangka Belitung | 233 | 233 | 233 | 233 | 233 | 233 | 226 |
| Kepulauan Riau | 250 | 250 | 250 | 250 | 250 | 250 | 238 |
| Jawa Barat | 344 | 344 | 344 | 344 | 356 | 356 | 339 |
| Jawa Tengah | 368 | 368 | 368 | 368 | 378 | 378 | 366 |
| D. I. Yogyakarta | 450 | 450 | 450 | 450 | 450 | 450 | 450 |
| Jawa Timur | 448 | 448 | 448 | 445 | 450 | 450 | 439 |
| Banten | 338 | 338 | 338 | 338 | 338 | 338 | 338 |
| Bali | 218 | 218 | 227 | 227 | 227 | 232 | 222 |
| Nusa Tenggara Barat | 173 | 173 | 173 | 173 | 173 | 173 | 173 |
| Nusa Tenggara Timur | 244 | 244 | 244 | 244 | 244 | 244 | 241 |
| Kalimantan Barat | 300 | 300 | 300 | 300 | 300 | 300 | 294 |
| Kalimantan Tengah | 356 | 356 | 356 | 356 | 356 | 356 | 350 |
| Kalimantan Selatan | 225 | 225 | 225 | 225 | 225 | 225 | 223 |
| Kalimantan Timur | 250 | 250 | 250 | 250 | 250 | 250 | 250 |
| Sulawesi Utara | - | - | - | - | - | - | - |
| Sulawesi Tengah | 367 | 367 | 367 | 367 | 367 | 367 | 367 |
| Sulawesi Selatan | 300 | 325 | 325 | 325 | 325 | 325 | 313 |
| Sulawesi Tenggara | 200 | 200 | 200 | 200 | 200 | 200 | 200 |
| Gorontalo | 125 | 125 | 133 | 133 | 133 | 133 | 127 |
| Sulawesi Barat | - | - | - | - | - | - | - |
| Maluku | 500 | 500 | 500 | 500 | 500 | 500 | 500 |
| Maluku Utara | 535 | 535 | 535 | 535 | 535 | 535 | 535 |
| Papua Barat | 1.000 | 1.033 | 1.033 | 1.033 | 1.033 | 1.033 | 1.014 |
| Papua | 1.073 | 1.073 | 1.073 | 1.073 | 1.073 | 1.073 | 1.073 |
| Nasional | 357 | 359 | 360 | 360 | 361 | 362 | 355 |

Tabel 2.25
Harga Konsumen Perdesaan Kelompok Makanan Jadi, 2008
Gambir (Rp/Buah)

| Provinsi | Januari | Februari | Maret | April | Mei | Juni |
|--------------------------|------------|------------|------------|------------|------------|------------|
| (1) | (2) | (3) | (4) | (5) | (6) | (7) |
| Nanggroe Aceh Darussalam | 744 | 744 | 744 | 744 | 775 | 775 |
| Sumatera Utara | 1.233 | 1.233 | 1.233 | 1.217 | 1.217 | 1.242 |
| Sumatera Barat | 513 | 513 | 513 | 513 | 513 | 513 |
| Riau | 489 | 489 | 489 | 489 | 489 | 489 |
| Jambi | 429 | 429 | 429 | 429 | 429 | 429 |
| Sumatera Selatan | 707 | 707 | 707 | 707 | 707 | 707 |
| Bengkulu | 671 | 671 | 707 | 707 | 707 | 707 |
| Lampung | 727 | 727 | 727 | 727 | 727 | 727 |
| Bangka Belitung | 770 | 770 | 770 | 770 | 770 | 795 |
| Kepulauan Riau | 1.000 | 1.000 | 1.000 | 1.000 | 1.000 | 1.000 |
| Jawa Barat | 544 | 544 | 544 | 556 | 562 | 568 |
| Jawa Tengah | 516 | 521 | 521 | 526 | 529 | 538 |
| D. I. Yogyakarta | 792 | 792 | 792 | 792 | 792 | 825 |
| Jawa Timur | 528 | 528 | 528 | 528 | 531 | 534 |
| Banten | 536 | 536 | 536 | 564 | 564 | 564 |
| Bali | 315 | 315 | 315 | 315 | 315 | 315 |
| Nusa Tenggara Barat | 329 | 329 | 329 | 329 | 329 | 329 |
| Nusa Tenggara Timur | 586 | 586 | 586 | 586 | 586 | 586 |
| Kalimantan Barat | 800 | 800 | 800 | 800 | 800 | 800 |
| Kalimantan Tengah | 750 | 750 | 750 | 771 | 771 | 771 |
| Kalimantan Selatan | 570 | 570 | 570 | 570 | 570 | 570 |
| Kalimantan Timur | 833 | 833 | 833 | 833 | 833 | 833 |
| Sulawesi Utara | - | - | - | - | - | - |
| Sulawesi Tengah | 836 | 836 | 836 | 836 | 836 | 836 |
| Sulawesi Selatan | 1.014 | 1.014 | 1.014 | 1.014 | 1.071 | 1.071 |
| Sulawesi Tenggara | 830 | 830 | 830 | 830 | 830 | 830 |
| Gorontalo | 400 | 400 | 400 | 400 | 400 | 400 |
| Sulawesi Barat | 1.000 | 1.000 | 1.000 | 1.000 | 1.000 | 1.000 |
| Maluku | - | - | - | - | - | - |
| Maluku Utara | - | - | - | - | - | - |
| Papua Barat | - | - | - | - | - | - |
| Papua | 1.042 | 1.042 | 1.042 | 1.042 | 1.042 | 1.042 |
| Nasional | 697 | 697 | 698 | 700 | 703 | 707 |

Lanjutan Tabel 2.25

| Provinsi | Juli | Agustus | September | Oktober | November | Desember | Rata-rata |
|--------------------------|------------|------------|------------|------------|------------|------------|------------|
| (1) | (8) | (9) | (10) | (11) | (12) | (13) | (14) |
| Nanggroe Aceh Darussalam | 775 | 775 | 775 | 775 | 775 | 775 | 765 |
| Sumatera Utara | 1.242 | 1.242 | 1.242 | 1.242 | 1.263 | 1.263 | 1.239 |
| Sumatera Barat | 513 | 513 | 513 | 513 | 513 | 513 | 513 |
| Riau | 489 | 489 | 489 | 489 | 489 | 489 | 489 |
| Jambi | 429 | 429 | 429 | 429 | 429 | 429 | 429 |
| Sumatera Selatan | 707 | 707 | 707 | 707 | 707 | 707 | 707 |
| Bengkulu | 707 | 707 | 707 | 707 | 707 | 707 | 701 |
| Lampung | 727 | 727 | 747 | 747 | 747 | 747 | 733 |
| Bangka Belitung | 820 | 820 | 820 | 820 | 820 | 820 | 797 |
| Kepulauan Riau | 1.000 | 1.000 | 1.000 | 1.000 | 1.000 | 1.000 | 1.000 |
| Jawa Barat | 571 | 571 | 571 | 571 | 571 | 571 | 562 |
| Jawa Tengah | 547 | 554 | 554 | 557 | 571 | 571 | 542 |
| D. I. Yogyakarta | 825 | 825 | 825 | 804 | 804 | 804 | 806 |
| Jawa Timur | 536 | 536 | 539 | 543 | 546 | 547 | 536 |
| Banten | 564 | 564 | 564 | 564 | 564 | 564 | 557 |
| Bali | 335 | 335 | 341 | 341 | 341 | 341 | 327 |
| Nusa Tenggara Barat | 329 | 329 | 329 | 329 | 329 | 329 | 329 |
| Nusa Tenggara Timur | 586 | 586 | 586 | 586 | 586 | 586 | 586 |
| Kalimantan Barat | 800 | 800 | 800 | 800 | 800 | 800 | 800 |
| Kalimantan Tengah | 771 | 789 | 789 | 789 | 789 | 789 | 774 |
| Kalimantan Selatan | 570 | 570 | 570 | 577 | 577 | 577 | 572 |
| Kalimantan Timur | 833 | 833 | 833 | 833 | 833 | 833 | 833 |
| Sulawesi Utara | - | - | - | - | - | - | - |
| Sulawesi Tengah | 836 | 836 | 836 | 836 | 836 | 836 | 836 |
| Sulawesi Selatan | 1.071 | 1.071 | 1.071 | 1.071 | 1.071 | 1.071 | 1.052 |
| Sulawesi Tenggara | 830 | 830 | 830 | 855 | 855 | 855 | 836 |
| Gorontalo | 400 | 400 | 400 | 400 | 400 | 400 | 400 |
| Sulawesi Barat | 1.000 | 1.000 | 1.000 | 1.000 | 1.000 | 1.000 | 1.000 |
| Maluku | - | - | - | - | - | - | - |
| Maluku Utara | - | - | - | - | - | - | - |
| Papua Barat | - | - | - | - | - | - | - |
| Papua | 1.042 | 1.042 | 1.042 | 1.042 | 1.042 | 1.042 | 1.042 |
| Nasional | 709 | 710 | 711 | 712 | 713 | 713 | 706 |

Tabel 2.26
Harga Konsumen Perdesaan Kelompok Makanan Jadi, 2008
Bir (Rp/Botol)

| Provinsi | Januari | Februari | Maret | April | Mei | Juni |
|--------------------------|---------------|---------------|---------------|---------------|---------------|---------------|
| (1) | (2) | (3) | (4) | (5) | (6) | (7) |
| Nanggroe Aceh Darussalam | - | - | - | - | - | - |
| Sumatera Utara | 14.625 | 14.625 | 14.625 | 14.625 | 14.708 | 15.042 |
| Sumatera Barat | 12.813 | 12.813 | 12.813 | 13.188 | 13.188 | 13.188 |
| Riau | 13.143 | 13.143 | 13.143 | 13.143 | 13.143 | 13.429 |
| Jambi | 17.373 | 17.373 | 17.373 | 17.373 | 17.464 | 17.464 |
| Sumatera Selatan | 12.923 | 12.923 | 13.000 | 13.000 | 13.000 | 13.231 |
| Bengkulu | 15.000 | 15.000 | 15.100 | 15.000 | 15.000 | 15.000 |
| Lampung | 13.600 | 13.600 | 13.600 | 13.600 | 13.600 | 13.600 |
| Bangka Belitung | 12.733 | 12.733 | 12.733 | 12.733 | 13.267 | 13.267 |
| Kepulauan Riau | 16.750 | 16.750 | 16.750 | 16.750 | 16.750 | 16.750 |
| Jawa Barat | 15.028 | 15.028 | 15.049 | 15.216 | 15.257 | 15.299 |
| Jawa Tengah | 12.735 | 12.835 | 13.435 | 13.435 | 13.435 | 13.635 |
| D. I. Yogyakarta | 11.000 | 11.500 | 12.500 | 12.500 | 12.500 | 12.500 |
| Jawa Timur | 13.696 | 13.736 | 13.858 | 13.986 | 14.086 | 14.326 |
| Banten | 15.000 | 15.000 | 15.000 | 15.000 | 15.000 | 15.000 |
| Bali | 15.100 | 15.100 | 15.100 | 15.167 | 15.167 | 15.233 |
| Nusa Tenggara Barat | 17.250 | 17.250 | 17.250 | 17.250 | 17.250 | 17.250 |
| Nusa Tenggara Timur | 14.583 | 14.583 | 14.750 | 15.250 | 15.542 | 15.229 |
| Kalimantan Barat | 16.184 | 16.184 | 16.289 | 16.342 | 16.447 | 16.658 |
| Kalimantan Tengah | 22.286 | 22.286 | 22.286 | 22.286 | 22.286 | 22.286 |
| Kalimantan Selatan | - | - | - | - | - | - |
| Kalimantan Timur | 19.944 | 19.944 | 19.944 | 19.944 | 19.944 | 19.944 |
| Sulawesi Utara | 14.115 | 14.115 | 14.115 | 14.115 | 14.500 | 14.500 |
| Sulawesi Tengah | 16.917 | 17.083 | 17.083 | 17.083 | 17.083 | 17.167 |
| Sulawesi Selatan | 15.778 | 15.778 | 15.778 | 15.778 | 16.333 | 16.333 |
| Sulawesi Tenggara | 16.462 | 16.462 | 16.846 | 17.077 | 17.308 | 17.423 |
| Gorontalo | 16.321 | 16.321 | 16.357 | 16.393 | 16.393 | 16.393 |
| Sulawesi Barat | 16.800 | 16.800 | 16.800 | 16.800 | 16.800 | 16.800 |
| Maluku | 18.033 | 18.033 | 18.433 | 18.600 | 18.600 | 18.900 |
| Maluku Utara | 20.000 | 20.000 | 20.000 | 20.000 | 20.192 | 21.346 |
| Papua Barat | 19.333 | 19.333 | 19.333 | 19.333 | 19.333 | 19.333 |
| Papua | 20.333 | 20.333 | 20.333 | 20.333 | 20.333 | 20.333 |
| Nasional | 15.862 | 15.889 | 15.989 | 16.043 | 16.130 | 16.229 |

Lanjutan Tabel 2.26

| Provinsi | Juli | Agustus | September | Oktober | November | Desember | Rata-rata |
|--------------------------|---------------|---------------|---------------|---------------|---------------|---------------|---------------|
| (1) | (8) | (9) | (10) | (11) | (12) | (13) | (14) |
| Nanggroe Aceh Darussalam | - | - | - | - | - | - | - |
| Sumatera Utara | 15.313 | 15.396 | 15.479 | 15.813 | 16.021 | 16.021 | 15.191 |
| Sumatera Barat | 13.188 | 13.438 | 13.438 | 13.500 | 13.500 | 13.500 | 13.214 |
| Riau | 14.143 | 14.143 | 14.429 | 14.429 | 14.429 | 14.429 | 13.762 |
| Jambi | 18.100 | 18.100 | 18.100 | 18.100 | 18.100 | 18.100 | 17.752 |
| Sumatera Selatan | 13.231 | 13.231 | 13.231 | 13.231 | 13.231 | 13.231 | 13.122 |
| Bengkulu | 15.000 | 15.400 | 15.400 | 15.400 | 15.000 | 15.000 | 15.108 |
| Lampung | 13.600 | 13.600 | 13.600 | 13.600 | 13.600 | 13.600 | 13.600 |
| Bangka Belitung | 13.533 | 13.533 | 13.467 | 13.467 | 13.733 | 13.733 | 13.244 |
| Kepulauan Riau | 16.750 | 16.750 | 16.750 | 16.750 | 16.750 | 16.750 | 16.750 |
| Jawa Barat | 15.549 | 15.570 | 15.534 | 15.743 | 15.767 | 15.767 | 15.401 |
| Jawa Tengah | 13.735 | 13.735 | 13.735 | 13.835 | 13.835 | 13.835 | 13.518 |
| D. I. Yogyakarta | 12.500 | 12.500 | 12.500 | 12.500 | 12.500 | 12.500 | 12.292 |
| Jawa Timur | 14.326 | 14.326 | 14.446 | 14.446 | 14.546 | 14.646 | 14.202 |
| Banten | 15.000 | 15.000 | 15.000 | 15.000 | 15.000 | 15.000 | 15.000 |
| Bali | 15.467 | 15.667 | 16.033 | 16.033 | 16.367 | 17.000 | 15.619 |
| Nusa Tenggara Barat | 17.250 | 17.250 | 17.250 | 17.250 | 18.750 | 19.750 | 17.583 |
| Nusa Tenggara Timur | 15.396 | 15.333 | 15.375 | 15.542 | 15.583 | 16.042 | 15.267 |
| Kalimantan Barat | 16.605 | 16.816 | 16.711 | 17.026 | 17.026 | 17.026 | 16.610 |
| Kalimantan Tengah | 22.286 | 22.286 | 22.286 | 22.286 | 22.286 | 22.286 | 22.286 |
| Kalimantan Selatan | - | - | - | - | - | - | - |
| Kalimantan Timur | 20.278 | 20.278 | 20.611 | 20.611 | 20.611 | 20.611 | 20.222 |
| Sulawesi Utara | 14.654 | 15.038 | 15.038 | 15.038 | 15.038 | 15.154 | 14.619 |
| Sulawesi Tengah | 17.167 | 17.167 | 17.167 | 17.333 | 17.542 | 18.083 | 17.240 |
| Sulawesi Selatan | 16.333 | 16.333 | 16.333 | 16.667 | 16.667 | 17.111 | 16.269 |
| Sulawesi Tenggara | 17.423 | 17.654 | 17.654 | 17.654 | 17.654 | 18.115 | 17.311 |
| Gorontalo | 16.893 | 16.893 | 16.893 | 17.143 | 17.857 | 18.250 | 16.842 |
| Sulawesi Barat | 16.800 | 16.800 | 16.800 | 16.800 | 16.600 | 16.600 | 16.767 |
| Maluku | 18.900 | 18.967 | 18.967 | 18.967 | 19.100 | 19.100 | 18.717 |
| Maluku Utara | 21.154 | 21.154 | 21.154 | 21.154 | 21.154 | 21.154 | 20.705 |
| Papua Barat | 19.333 | 19.333 | 19.333 | 19.333 | 19.333 | 19.333 | 19.333 |
| Papua | 20.333 | 20.333 | 20.333 | 20.333 | 20.333 | 20.333 | 20.333 |
| Nasional | 16.341 | 16.401 | 16.435 | 16.499 | 16.597 | 16.735 | 16.263 |

Kelompok Perumahan

<https://www.kelompokid.com>

Tabel 3.1
Harga Konsumen Pedesaan Kelompok Perumahan, 2008
Bambu Tua (Rp/Batang)

| Provinsi | Januari | Februari | Maret | April |
|--------------------------|--------------|--------------|--------------|--------------|
| (1) | (2) | (3) | (4) | (5) |
| Nanggroe Aceh Darussalam | 7.500 | 7.500 | 7.600 | 7.600 |
| Sumatera Utara | 6.000 | 6.000 | 6.250 | 6.250 |
| Sumatera Barat | 9.750 | 9.750 | 9.750 | 9.750 |
| Riau | 7.500 | 7.500 | 7.667 | 7.667 |
| Jambi | 9.500 | 9.833 | 9.833 | 9.833 |
| Sumatera Selatan | 6.556 | 6.889 | 7.111 | 7.111 |
| Bengkulu | 10.250 | 10.442 | 10.808 | 10.808 |
| Lampung | 6.333 | 6.333 | 6.417 | 6.417 |
| Bangka Belitung | 10.000 | 10.000 | 11.000 | 11.000 |
| Kepulauan Riau | - | - | - | - |
| Jawa Barat | 7.230 | 7.234 | 7.195 | 7.258 |
| Jawa Tengah | 7.122 | 7.122 | 7.122 | 7.122 |
| D. I. Yogyakarta | 8.122 | 8.122 | 8.067 | 8.094 |
| Jawa Timur | 9.719 | 9.864 | 10.353 | 10.432 |
| Banten | 8.143 | 8.143 | 8.595 | 8.524 |
| Bali | 9.000 | 9.000 | 9.500 | 9.500 |
| Nusa Tenggara Barat | 8.559 | 9.500 | 9.500 | 9.868 |
| Nusa Tenggara Timur | 7.875 | 7.903 | 7.722 | 7.722 |
| Kalimantan Barat | - | - | - | - |
| Kalimantan Tengah | - | - | - | - |
| Kalimantan Selatan | 7.350 | 7.350 | 7.450 | 7.450 |
| Kalimantan Timur | 7.000 | 7.000 | 7.000 | 7.000 |
| Sulawesi Utara | 10.000 | 10.000 | 11.000 | 11.000 |
| Sulawesi Tengah | 7.889 | 7.944 | 7.944 | 7.944 |
| Sulawesi Selatan | 11.318 | 11.318 | 11.318 | 11.318 |
| Sulawesi Tenggara | 5.000 | 5.000 | 5.125 | 5.125 |
| Gorontalo | 5.071 | 5.071 | 5.071 | 5.071 |
| Sulawesi Barat | 11.400 | 11.400 | 11.450 | 11.450 |
| Maluku | 10.000 | 10.000 | 10.667 | 10.667 |
| Maluku Utara | 11.500 | 11.500 | 12.000 | 12.000 |
| Papua Barat | - | - | - | - |
| Papua | 10.000 | 10.000 | 11.500 | 11.500 |
| Nasional | 8.417 | 8.490 | 8.751 | 8.767 |

Tabel 3.1: Lanjutan

| Provinsi | Mei | Juni | Juli | Agustus |
|--------------------------|--------------|--------------|--------------|----------------|
| (1) | (6) | (7) | (8) | (9) |
| Nanggroe Aceh Darussalam | 7.600 | 7.600 | 7.600 | 7.600 |
| Sumatera Utara | 6.250 | 6.250 | 6.250 | 6.250 |
| Sumatera Barat | 9.750 | 10.500 | 11.000 | 11.000 |
| Riau | 7.667 | 7.667 | 7.667 | 7.667 |
| Jambi | 10.056 | 10.944 | 10.944 | 11.467 |
| Sumatera Selatan | 7.111 | 7.111 | 7.222 | 7.222 |
| Bengkulu | 11.077 | 11.269 | 9.708 | 10.538 |
| Lampung | 6.417 | 6.417 | 6.417 | 6.417 |
| Bangka Belitung | 11.000 | 11.000 | 11.000 | 11.000 |
| Kepulauan Riau | - | - | - | - |
| Jawa Barat | 7.508 | 7.923 | 8.272 | 8.333 |
| Jawa Tengah | 7.122 | 7.122 | 7.122 | 7.122 |
| D. I. Yogyakarta | 8.150 | 8.344 | 8.461 | 8.461 |
| Jawa Timur | 10.409 | 10.635 | 11.031 | 11.068 |
| Banten | 8.595 | 8.595 | 8.714 | 8.952 |
| Bali | 9.500 | 9.500 | 9.500 | 9.500 |
| Nusa Tenggara Barat | 10.225 | 10.711 | 10.711 | 10.816 |
| Nusa Tenggara Timur | 7.722 | 7.722 | 7.778 | 7.778 |
| Kalimantan Barat | - | - | - | - |
| Kalimantan Tengah | - | - | - | - |
| Kalimantan Selatan | 7.450 | 7.450 | 7.450 | 7.450 |
| Kalimantan Timur | 7.000 | 7.000 | 7.000 | 7.000 |
| Sulawesi Utara | 11.000 | 11.000 | 11.000 | 11.000 |
| Sulawesi Tengah | 7.944 | 8.500 | 8.667 | 9.222 |
| Sulawesi Selatan | 11.318 | 11.318 | 11.318 | 11.318 |
| Sulawesi Tenggara | 5.125 | 5.125 | 5.125 | 5.125 |
| Gorontalo | 5.071 | 5.071 | 5.071 | 5.071 |
| Sulawesi Barat | 11.450 | 11.450 | 11.450 | 11.450 |
| Maluku | 10.833 | 10.667 | 10.667 | 10.667 |
| Maluku Utara | 12.000 | 12.000 | 12.000 | 12.000 |
| Papua Barat | - | - | - | - |
| Papua | 11.500 | 11.500 | 11.500 | 11.500 |
| Nasional | 8.816 | 8.943 | 8.952 | 9.035 |

Tabel 3.1: Lanjutan

| Provinsi | September | Oktober | November | Desember | Rata-rata |
|--------------------------|------------------|----------------|-----------------|-----------------|------------------|
| (1) | (10) | (11) | (12) | (13) | (14) |
| Nanggroe Aceh Darussalam | 7.600 | 7.600 | 7.600 | 7.600 | 7.583 |
| Sumatera Utara | 6.250 | 6.250 | 6.250 | 6.250 | 6.208 |
| Sumatera Barat | 11.000 | 11.050 | 11.125 | 11.125 | 10.463 |
| Riau | 7.667 | 7.667 | 7.667 | 7.667 | 7.639 |
| Jambi | 11.389 | 11.500 | 11.500 | 11.500 | 10.692 |
| Sumatera Selatan | 7.222 | 7.500 | 7.500 | 7.611 | 7.181 |
| Bengkulu | 10.538 | 11.454 | 11.454 | 11.745 | 10.841 |
| Lampung | 6.417 | 6.417 | 6.417 | 6.417 | 6.403 |
| Bangka Belitung | 11.000 | 11.000 | 11.000 | 11.000 | 10.833 |
| Kepulauan Riau | - | - | - | - | - |
| Jawa Barat | 8.377 | 8.491 | 8.482 | 8.364 | 7.889 |
| Jawa Tengah | 7.122 | 7.122 | 7.122 | 7.122 | 7.122 |
| D. I. Yogyakarta | 8.461 | 8.544 | 8.578 | 8.717 | 8.344 |
| Jawa Timur | 11.119 | 11.215 | 11.207 | 11.207 | 10.688 |
| Banten | 8.924 | 8.924 | 8.971 | 8.971 | 8.671 |
| Bali | 9.500 | 9.500 | 9.500 | 9.500 | 9.417 |
| Nusa Tenggara Barat | 10.816 | 10.625 | 11.225 | 11.225 | 10.315 |
| Nusa Tenggara Timur | 7.861 | 7.861 | 7.917 | 7.917 | 7.815 |
| Kalimantan Barat | - | - | - | - | - |
| Kalimantan Tengah | - | - | - | - | - |
| Kalimantan Selatan | 7.450 | 7.450 | 7.450 | 7.450 | 7.433 |
| Kalimantan Timur | 7.000 | 7.500 | 7.500 | 7.500 | 7.125 |
| Sulawesi Utara | 11.000 | 11.000 | 11.000 | 11.000 | 10.833 |
| Sulawesi Tengah | 9.222 | 9.278 | 9.278 | 9.278 | 8.593 |
| Sulawesi Selatan | 11.318 | 11.318 | 11.318 | 11.318 | 11.318 |
| Sulawesi Tenggara | 5.125 | 5.125 | 5.125 | 5.125 | 5.104 |
| Gorontalo | 5.071 | 5.071 | 5.071 | 5.071 | 5.071 |
| Sulawesi Barat | 11.450 | 11.450 | 11.450 | 11.450 | 11.442 |
| Maluku | 10.667 | 10.667 | 10.667 | 10.667 | 10.569 |
| Maluku Utara | 12.000 | 12.000 | 12.000 | 12.000 | 11.917 |
| Papua Barat | - | - | - | - | - |
| Papua | 11.500 | 11.500 | 11.500 | 11.500 | 11.250 |
| Nasional | 9.038 | 9.110 | 9.138 | 9.153 | 8.884 |

Tabel 3.2
Harga Konsumen Pedesaan Kelompok Perumahan, 2008
Kayu Balok 12x12x400 cm (Rp/Batang)

| Provinsi | Januari | Februari | Maret | April |
|--------------------------|---------------|---------------|---------------|---------------|
| (1) | (2) | (3) | (4) | (5) |
| Nanggroe Aceh Darussalam | 86.400 | 88.400 | 101.000 | 101.625 |
| Sumatera Utara | 84.250 | 86.125 | 86.125 | 86.125 |
| Sumatera Barat | 91.333 | 91.333 | 92.167 | 93.000 |
| Riau | 72.875 | 72.875 | 72.875 | 72.875 |
| Jambi | 65.300 | 65.300 | 65.300 | 66.000 |
| Sumatera Selatan | 61.250 | 70.000 | 70.000 | 70.000 |
| Bengkulu | 57.200 | 57.200 | 57.200 | 57.200 |
| Lampung | 75.000 | 75.700 | 75.700 | 75.700 |
| Bangka Belitung | 78.400 | 78.400 | 78.400 | 78.400 |
| Kepulauan Riau | 68.300 | 68.300 | 68.300 | 68.300 |
| Jawa Barat | 86.700 | 89.500 | 89.500 | 89.500 |
| Jawa Tengah | 96.400 | 91.884 | 98.880 | 100.070 |
| D. I. Yogyakarta | 108.000 | 108.000 | 109.500 | 109.500 |
| Jawa Timur | 118.172 | 117.241 | 118.703 | 119.705 |
| Banten | 88.000 | 88.000 | 88.000 | 88.000 |
| Bali | 119.643 | 119.643 | 120.357 | 120.357 |
| Nusa Tenggara Barat | 67.833 | 68.857 | 68.325 | 68.500 |
| Nusa Tenggara Timur | 53.529 | 53.824 | 53.824 | 53.824 |
| Kalimantan Barat | 60.000 | 60.000 | 60.000 | 60.000 |
| Kalimantan Tengah | 49.400 | 55.364 | 65.000 | 65.000 |
| Kalimantan Selatan | 74.600 | 74.600 | 74.600 | 74.600 |
| Kalimantan Timur | 67.700 | 67.700 | 67.700 | 67.700 |
| Sulawesi Utara | 40.333 | 40.389 | 40.389 | 43.350 |
| Sulawesi Tengah | 35.300 | 39.667 | 40.083 | 40.083 |
| Sulawesi Selatan | 54.444 | 54.444 | 55.000 | 55.000 |
| Sulawesi Tenggara | 40.028 | 40.183 | 40.154 | 41.938 |
| Gorontalo | 58.000 | 58.000 | 58.000 | 58.000 |
| Sulawesi Barat | 67.300 | 67.300 | 67.300 | 67.300 |
| Maluku | 47.200 | 47.200 | 45.250 | 46.500 |
| Maluku Utara | 51.199 | 51.199 | 48.080 | 43.125 |
| Papua Barat | 68.333 | 84.333 | 94.000 | 80.000 |
| Papua | 65.140 | 65.140 | 65.140 | 65.140 |
| Nasional | 70.549 | 71.753 | 72.964 | 72.700 |

Tabel 3.2: Lanjutan

| Provinsi | Mei | Juni | Juli | Agustus |
|--------------------------|---------------|---------------|---------------|----------------|
| (1) | (6) | (7) | (8) | (9) |
| Nanggroe Aceh Darussalam | 102.500 | 98.500 | 99.750 | 99.125 |
| Sumatera Utara | 86.125 | 86.125 | 86.125 | 86.125 |
| Sumatera Barat | 95.833 | 101.833 | 105.167 | 105.833 |
| Riau | 72.875 | 72.875 | 72.875 | 73.708 |
| Jambi | 66.000 | 66.000 | 66.000 | 66.000 |
| Sumatera Selatan | 70.000 | 70.000 | 70.000 | 70.000 |
| Bengkulu | 57.200 | 59.100 | 59.100 | 59.100 |
| Lampung | 75.700 | 75.700 | 75.700 | 75.700 |
| Bangka Belitung | 78.400 | 87.850 | 90.450 | 90.450 |
| Kepulauan Riau | 68.300 | 74.000 | 74.000 | 75.600 |
| Jawa Barat | 89.500 | 89.500 | 89.500 | 91.800 |
| Jawa Tengah | 101.455 | 103.455 | 104.023 | 103.830 |
| D. I. Yogyakarta | 109.500 | 109.500 | 109.500 | 109.500 |
| Jawa Timur | 120.556 | 123.435 | 128.238 | 131.108 |
| Banten | 88.000 | 88.200 | 94.700 | 101.500 |
| Bali | 120.357 | 122.321 | 121.154 | 121.154 |
| Nusa Tenggara Barat | 63.889 | 67.625 | 72.375 | 75.500 |
| Nusa Tenggara Timur | 56.029 | 58.206 | 58.059 | 57.765 |
| Kalimantan Barat | 60.000 | 60.500 | 63.300 | 65.700 |
| Kalimantan Tengah | 66.154 | 68.357 | 80.667 | 86.071 |
| Kalimantan Selatan | 74.600 | 75.500 | 74.000 | 75.500 |
| Kalimantan Timur | 67.700 | 72.200 | 73.500 | 73.700 |
| Sulawesi Utara | 45.250 | 47.750 | 47.750 | 45.750 |
| Sulawesi Tengah | 41.750 | 42.167 | 41.682 | 41.682 |
| Sulawesi Selatan | 55.000 | 55.000 | 55.000 | 55.000 |
| Sulawesi Tenggara | 42.042 | 43.064 | 46.167 | 46.167 |
| Gorontalo | 58.000 | 67.500 | 67.500 | 67.500 |
| Sulawesi Barat | 67.300 | 71.000 | 71.000 | 70.900 |
| Maluku | 40.800 | 49.375 | 49.375 | 52.000 |
| Maluku Utara | 51.250 | 51.429 | 51.429 | 51.429 |
| Papua Barat | 80.000 | 93.333 | 101.667 | 101.667 |
| Papua | 65.140 | 69.000 | 69.700 | 70.100 |
| Nasional | 73.038 | 75.637 | 77.170 | 78.030 |

Tabel 3.2: Lanjutan

| Provinsi | September | Oktober | November | Desember | Rata-rata |
|--------------------------|------------------|----------------|-----------------|-----------------|------------------|
| (1) | (10) | (11) | (12) | (13) | (14) |
| Nanggroe Aceh Darussalam | 99.125 | 108.500 | 108.750 | 111.429 | 100.425 |
| Sumatera Utara | 88.875 | 89.500 | 90.125 | 90.125 | 87.146 |
| Sumatera Barat | 106.167 | 110.833 | 111.667 | 113.333 | 101.542 |
| Riau | 78.115 | 78.153 | 80.423 | 83.500 | 75.335 |
| Jambi | 66.000 | 66.000 | 66.000 | 66.000 | 65.825 |
| Sumatera Selatan | 70.000 | 70.000 | 71.250 | 72.250 | 69.563 |
| Bengkulu | 62.500 | 62.500 | 62.500 | 62.500 | 59.442 |
| Lampung | 75.600 | 75.600 | 76.700 | 76.700 | 75.792 |
| Bangka Belitung | 90.450 | 90.600 | 91.750 | 91.750 | 85.442 |
| Kepulauan Riau | 75.600 | 75.600 | 86.000 | 86.000 | 74.025 |
| Jawa Barat | 92.150 | 92.150 | 92.200 | 92.200 | 90.350 |
| Jawa Tengah | 104.977 | 106.682 | 107.080 | 107.159 | 102.158 |
| D. I. Yogyakarta | 109.500 | 109.500 | 109.500 | 109.500 | 109.250 |
| Jawa Timur | 132.068 | 136.903 | 137.151 | 137.151 | 126.702 |
| Banten | 101.700 | 102.070 | 102.200 | 103.700 | 94.506 |
| Bali | 121.154 | 121.154 | 118.846 | 121.154 | 120.608 |
| Nusa Tenggara Barat | 75.500 | 76.000 | 77.778 | 77.778 | 71.663 |
| Nusa Tenggara Timur | 57.765 | 58.794 | 58.206 | 59.088 | 56.576 |
| Kalimantan Barat | 62.625 | 62.625 | 62.625 | 65.250 | 61.885 |
| Kalimantan Tengah | 86.143 | 86.500 | 93.692 | 94.077 | 74.702 |
| Kalimantan Selatan | 77.300 | 64.300 | 66.700 | 66.200 | 72.708 |
| Kalimantan Timur | 74.100 | 75.900 | 76.200 | 76.200 | 71.692 |
| Sulawesi Utara | 46.750 | 54.750 | 54.750 | 77.700 | 48.743 |
| Sulawesi Tengah | 41.682 | 41.682 | 41.682 | 41.682 | 40.762 |
| Sulawesi Selatan | 55.000 | 55.000 | 55.000 | 55.000 | 54.907 |
| Sulawesi Tenggara | 46.167 | 46.167 | 46.167 | 53.833 | 44.340 |
| Gorontalo | 67.500 | 67.500 | 67.800 | 67.800 | 63.592 |
| Sulawesi Barat | 70.900 | 70.900 | 71.900 | 71.900 | 69.583 |
| Maluku | 55.000 | 55.000 | 56.250 | 56.250 | 50.017 |
| Maluku Utara | 51.429 | 51.429 | 51.429 | 56.667 | 50.841 |
| Papua Barat | 71.667 | 71.667 | 71.667 | 71.667 | 82.500 |
| Papua | 74.750 | 74.750 | 76.900 | 80.600 | 70.125 |
| Nasional | 77.758 | 78.397 | 79.403 | 81.129 | 75.711 |

Tabel 3.3
Harga Konsumen Pedesaan Kelompok Perumahan, 2008
Seng Plat (Rp/ Meter)

| Provinsi | Januari | Februari | Maret | April |
|--------------------------|---------------|---------------|---------------|---------------|
| (1) | (2) | (3) | (4) | (5) |
| Nanggroe Aceh Darussalam | 40.667 | 40.667 | 39.636 | 41.500 |
| Sumatera Utara | 37.563 | 44.750 | 46.625 | 46.438 |
| Sumatera Barat | 42.581 | 42.406 | 45.163 | 45.213 |
| Riau | 35.750 | 36.375 | 37.818 | 37.364 |
| Jambi | 31.222 | 31.250 | 28.778 | 31.875 |
| Sumatera Selatan | 34.214 | 34.214 | 34.214 | 34.214 |
| Bengkulu | 27.300 | 27.300 | 28.300 | 27.400 |
| Lampung | 22.000 | 22.000 | 22.000 | 22.000 |
| Bangka Belitung | 41.233 | 42.167 | 42.167 | 42.167 |
| Kepulauan Riau | 22.000 | 21.000 | 21.667 | 21.667 |
| Jawa Barat | 23.429 | 22.915 | 23.793 | 24.556 |
| Jawa Tengah | 27.087 | 26.554 | 26.449 | 26.851 |
| D. I. Yogyakarta | 30.350 | 32.269 | 33.500 | 32.071 |
| Jawa Timur | 32.319 | 32.297 | 32.758 | 33.235 |
| Banten | 30.769 | 31.250 | 31.250 | 30.500 |
| Bali | 31.375 | 29.188 | 28.971 | 28.184 |
| Nusa Tenggara Barat | 21.900 | 22.077 | 22.615 | 23.077 |
| Nusa Tenggara Timur | 32.583 | 33.917 | 31.813 | 29.250 |
| Kalimantan Barat | 37.346 | 37.385 | 37.462 | 37.731 |
| Kalimantan Tengah | 31.269 | 31.462 | 29.278 | 27.250 |
| Kalimantan Selatan | 34.056 | 31.900 | 26.714 | 25.800 |
| Kalimantan Timur | 38.000 | 38.000 | 38.417 | 38.417 |
| Sulawesi Utara | 34.727 | 35.364 | 35.227 | 36.846 |
| Sulawesi Tengah | 22.417 | 24.000 | 25.036 | 23.667 |
| Sulawesi Selatan | 27.100 | 32.583 | 35.613 | 33.425 |
| Sulawesi Tenggara | 22.895 | 25.086 | 25.586 | 25.586 |
| Gorontalo | 36.933 | 36.933 | 36.933 | 36.933 |
| Sulawesi Barat | 31.320 | 30.963 | 30.070 | 25.944 |
| Maluku | 22.698 | 23.986 | 25.543 | 25.599 |
| Maluku Utara | 42.269 | 42.808 | 43.893 | 45.231 |
| Papua Barat | 31.800 | 33.500 | 33.500 | 30.800 |
| Papua | 49.900 | 47.000 | 48.700 | 48.700 |
| Nasional | 32.096 | 32.611 | 32.796 | 32.484 |

Tabel 3.3: Lanjutan

| Provinsi | Mei | Juni | Juli | Agustus |
|--------------------------|---------------|---------------|---------------|----------------|
| (1) | (6) | (7) | (8) | (9) |
| Nanggroe Aceh Darussalam | 43.000 | 43.778 | 45.222 | 45.778 |
| Sumatera Utara | 47.625 | 48.875 | 49.125 | 49.250 |
| Sumatera Barat | 45.933 | 48.250 | 49.531 | 49.531 |
| Riau | 39.909 | 41.500 | 42.818 | 41.455 |
| Jambi | 31.875 | 35.857 | 34.333 | 36.000 |
| Sumatera Selatan | 34.214 | 34.214 | 34.214 | 34.214 |
| Bengkulu | 27.400 | 33.250 | 33.250 | 33.250 |
| Lampung | 22.000 | 22.700 | 22.700 | 23.140 |
| Bangka Belitung | 31.667 | 34.125 | 49.750 | 49.750 |
| Kepulauan Riau | 29.000 | 29.000 | 32.333 | 33.000 |
| Jawa Barat | 24.789 | 26.144 | 26.967 | 27.622 |
| Jawa Tengah | 26.867 | 27.945 | 28.249 | 28.268 |
| D. I. Yogyakarta | 34.577 | 35.333 | 35.633 | 36.567 |
| Jawa Timur | 33.632 | 36.301 | 38.110 | 38.676 |
| Banten | 30.344 | 31.781 | 31.813 | 33.438 |
| Bali | 29.056 | 31.471 | 32.059 | 32.191 |
| Nusa Tenggara Barat | 22.964 | 21.269 | 23.318 | 23.955 |
| Nusa Tenggara Timur | 26.100 | 27.600 | 31.429 | 30.333 |
| Kalimantan Barat | 38.962 | 43.038 | 42.900 | 43.900 |
| Kalimantan Tengah | 27.250 | 31.778 | 33.111 | 35.111 |
| Kalimantan Selatan | 27.125 | 29.633 | 29.833 | 28.682 |
| Kalimantan Timur | 38.417 | 38.417 | 38.417 | 38.417 |
| Sulawesi Utara | 37.385 | 37.167 | 37.708 | 37.682 |
| Sulawesi Tengah | 21.714 | 23.429 | 23.964 | 24.679 |
| Sulawesi Selatan | 33.425 | 34.988 | 38.880 | 40.300 |
| Sulawesi Tenggara | 25.633 | 26.133 | 26.133 | 26.371 |
| Gorontalo | 36.933 | 36.933 | 36.933 | 36.933 |
| Sulawesi Barat | 28.100 | 29.500 | 29.278 | 30.056 |
| Maluku | 27.439 | 27.889 | 28.839 | 33.500 |
| Maluku Utara | 45.500 | 46.833 | 46.833 | 46.833 |
| Papua Barat | 35.600 | 35.000 | 35.500 | 36.750 |
| Papua | 45.000 | 44.000 | 45.700 | 46.180 |
| Nasional | 32.795 | 34.192 | 35.465 | 35.994 |

Tabel 3.3: Lanjutan

| Provinsi | September | Oktober | November | Desember | Rata-rata |
|--------------------------|------------------|----------------|-----------------|-----------------|------------------|
| (1) | (10) | (11) | (12) | (13) | (14) |
| Nanggroe Aceh Darussalam | 47.222 | 51.800 | 50.889 | 51.667 | 45.152 |
| Sumatera Utara | 50.389 | 50.611 | 48.833 | 49.083 | 47.431 |
| Sumatera Barat | 49.531 | 50.000 | 50.667 | 50.269 | 47.423 |
| Riau | 42.650 | 42.650 | 43.000 | 42.688 | 40.331 |
| Jambi | 36.833 | 36.000 | 35.917 | 35.917 | 33.821 |
| Sumatera Selatan | 34.214 | 34.214 | 34.214 | 34.214 | 34.214 |
| Bengkulu | 35.250 | 35.250 | 35.250 | 32.000 | 31.267 |
| Lampung | 23.140 | 24.500 | 24.600 | 24.660 | 22.953 |
| Bangka Belitung | 49.750 | 42.875 | 31.500 | 31.500 | 40.721 |
| Kepulauan Riau | 35.333 | 33.833 | 33.833 | 33.833 | 28.875 |
| Jawa Barat | 27.429 | 27.674 | 28.174 | 28.120 | 25.968 |
| Jawa Tengah | 28.338 | 28.751 | 28.928 | 29.012 | 27.775 |
| D. I. Yogyakarta | 37.300 | 37.633 | 37.433 | 37.433 | 35.008 |
| Jawa Timur | 38.949 | 39.015 | 38.858 | 38.858 | 36.084 |
| Banten | 33.875 | 33.688 | 34.500 | 34.563 | 32.314 |
| Bali | 32.000 | 31.882 | 31.882 | 32.147 | 30.867 |
| Nusa Tenggara Barat | 25.318 | 26.500 | 26.955 | 27.227 | 23.931 |
| Nusa Tenggara Timur | 30.583 | 30.375 | 29.708 | 29.875 | 30.297 |
| Kalimantan Barat | 45.438 | 45.362 | 45.823 | 44.385 | 41.644 |
| Kalimantan Tengah | 35.056 | 35.167 | 34.833 | 34.833 | 32.200 |
| Kalimantan Selatan | 28.682 | 24.000 | 24.917 | 27.000 | 28.195 |
| Kalimantan Timur | 38.417 | 38.417 | 38.417 | 38.417 | 38.347 |
| Sulawesi Utara | 38.818 | 42.100 | 41.650 | 41.583 | 38.021 |
| Sulawesi Tengah | 25.107 | 23.615 | 23.577 | 24.192 | 23.783 |
| Sulawesi Selatan | 41.482 | 40.433 | 40.929 | 41.271 | 36.702 |
| Sulawesi Tenggara | 26.419 | 26.419 | 26.848 | 26.990 | 25.842 |
| Gorontalo | 36.933 | 36.933 | 36.933 | 36.933 | 36.933 |
| Sulawesi Barat | 30.056 | 26.313 | 25.125 | 25.688 | 28.534 |
| Maluku | 33.500 | 33.500 | 33.500 | 33.500 | 29.124 |
| Maluku Utara | 46.833 | 48.417 | 50.083 | 50.545 | 46.340 |
| Papua Barat | 36.125 | 39.250 | 39.250 | 39.250 | 35.527 |
| Papua | 47.090 | 46.600 | 47.600 | 49.250 | 47.143 |
| Nasional | 36.502 | 36.368 | 36.082 | 36.153 | 34.462 |

Tabel 3.4
Harga Konsumen Pedesaan Kelompok Perumahan, 2008
Seng Gelombang (Rp/Lembar = 1,5 m)

| Provinsi | Januari | Februari | Maret | April |
|--------------------------|---------------|---------------|---------------|---------------|
| (1) | (2) | (3) | (4) | (5) |
| Nanggroe Aceh Darussalam | 42.786 | 45.875 | 46.750 | 50.667 |
| Sumatera Utara | 36.545 | 37.536 | 38.607 | 39.033 |
| Sumatera Barat | 38.389 | 38.875 | 38.647 | 38.389 |
| Riau | 32.057 | 32.613 | 33.790 | 33.900 |
| Jambi | 35.583 | 34.917 | 37.950 | 38.182 |
| Sumatera Selatan | 36.417 | 35.250 | 34.214 | 34.071 |
| Bengkulu | 34.821 | 35.393 | 36.643 | 36.786 |
| Lampung | 30.333 | 32.200 | 33.813 | 33.813 |
| Bangka Belitung | 45.417 | 45.417 | 46.250 | 47.417 |
| Kepulauan Riau | 45.600 | 47.500 | 47.500 | 47.500 |
| Jawa Barat | 32.588 | 32.773 | 33.580 | 35.328 |
| Jawa Tengah | 39.632 | 39.830 | 40.861 | 41.073 |
| D. I. Yogyakarta | 46.250 | 49.455 | 50.455 | 50.615 |
| Jawa Timur | 40.737 | 42.451 | 43.191 | 43.260 |
| Banten | 39.500 | 39.500 | 39.500 | 39.500 |
| Bali | 37.333 | 36.833 | 36.625 | 36.625 |
| Nusa Tenggara Barat | 34.667 | 36.083 | 36.929 | 37.667 |
| Nusa Tenggara Timur | 38.636 | 38.538 | 38.679 | 39.367 |
| Kalimantan Barat | 35.857 | 36.417 | 37.462 | 37.958 |
| Kalimantan Tengah | 34.583 | 35.688 | 36.222 | 36.300 |
| Kalimantan Selatan | 38.333 | 38.333 | 38.333 | 38.333 |
| Kalimantan Timur | 35.500 | 38.100 | 38.800 | 39.000 |
| Sulawesi Utara | 36.500 | 36.500 | 37.083 | 37.125 |
| Sulawesi Tengah | 38.400 | 39.650 | 39.182 | 39.154 |
| Sulawesi Selatan | 32.650 | 31.289 | 32.545 | 32.545 |
| Sulawesi Tenggara | 44.344 | 45.315 | 44.631 | 46.031 |
| Gorontalo | 47.972 | 47.972 | 48.028 | 48.028 |
| Sulawesi Barat | 39.200 | 41.286 | 40.769 | 42.175 |
| Maluku | 43.833 | 45.071 | 45.571 | 45.321 |
| Maluku Utara | 44.222 | 45.000 | 46.250 | 45.938 |
| Papua Barat | 45.571 | 46.500 | 47.500 | 48.500 |
| Papua | 55.571 | 55.571 | 55.786 | 55.786 |
| Nasional | 39.370 | 40.117 | 40.692 | 41.106 |

Tabel 3.4: Lanjutan

| Provinsi | Mei | Juni | Juli | Agustus |
|--------------------------|---------------|---------------|---------------|----------------|
| (1) | (6) | (7) | (8) | (9) |
| Nanggroe Aceh Darussalam | 49.273 | 52.917 | 55.364 | 55.750 |
| Sumatera Utara | 39.900 | 43.503 | 44.317 | 44.550 |
| Sumatera Barat | 39.147 | 42.111 | 42.917 | 42.722 |
| Riau | 34.673 | 38.264 | 45.550 | 46.333 |
| Jambi | 38.950 | 38.850 | 38.850 | 40.400 |
| Sumatera Selatan | 34.071 | 34.500 | 34.929 | 34.757 |
| Bengkulu | 37.472 | 40.594 | 41.031 | 41.469 |
| Lampung | 34.313 | 34.438 | 34.438 | 35.313 |
| Bangka Belitung | 46.857 | 47.571 | 57.000 | 57.000 |
| Kepulauan Riau | 48.500 | 53.000 | 53.000 | 52.500 |
| Jawa Barat | 36.217 | 38.310 | 38.845 | 39.333 |
| Jawa Tengah | 42.473 | 45.298 | 47.058 | 48.806 |
| D. I. Yogyakarta | 54.462 | 53.308 | 60.125 | 59.100 |
| Jawa Timur | 43.880 | 47.400 | 47.950 | 48.184 |
| Banten | 39.850 | 42.100 | 42.150 | 44.800 |
| Bali | 37.656 | 41.400 | 42.467 | 43.200 |
| Nusa Tenggara Barat | 39.182 | 43.292 | 43.792 | 43.346 |
| Nusa Tenggara Timur | 39.900 | 44.688 | 46.150 | 47.283 |
| Kalimantan Barat | 40.083 | 43.083 | 45.292 | 45.458 |
| Kalimantan Tengah | 38.000 | 39.909 | 40.450 | 41.800 |
| Kalimantan Selatan | 38.333 | 42.625 | 43.636 | 44.091 |
| Kalimantan Timur | 40.227 | 43.864 | 44.591 | 45.292 |
| Sulawesi Utara | 37.813 | 39.000 | 38.167 | 38.167 |
| Sulawesi Tengah | 40.250 | 44.000 | 45.929 | 46.357 |
| Sulawesi Selatan | 31.950 | 36.259 | 40.600 | 42.885 |
| Sulawesi Tenggara | 45.742 | 47.333 | 47.200 | 47.500 |
| Gorontalo | 48.028 | 48.028 | 48.028 | 48.028 |
| Sulawesi Barat | 41.600 | 40.010 | 46.344 | 49.056 |
| Maluku | 46.143 | 46.267 | 47.433 | 47.833 |
| Maluku Utara | 47.071 | 49.143 | 49.143 | 49.143 |
| Papua Barat | 52.833 | 54.625 | 59.625 | 61.750 |
| Papua | 55.786 | 55.786 | 55.786 | 55.786 |
| Nasional | 41.895 | 44.109 | 45.880 | 46.500 |

Tabel 3.4: Lanjutan

| Provinsi | September | Oktober | November | Desember | Rata-rata |
|--------------------------|------------------|----------------|-----------------|-----------------|------------------|
| (1) | (10) | (11) | (12) | (13) | (14) |
| Nanggroe Aceh Darussalam | 56.727 | 57.250 | 54.182 | 56.750 | 52.024 |
| Sumatera Utara | 43.700 | 43.833 | 43.333 | 42.433 | 41.441 |
| Sumatera Barat | 42.750 | 42.778 | 42.794 | 41.286 | 40.900 |
| Riau | 46.792 | 46.773 | 47.278 | 47.375 | 40.450 |
| Jambi | 41.100 | 41.100 | 41.033 | 40.867 | 38.982 |
| Sumatera Selatan | 35.050 | 35.250 | 35.250 | 35.467 | 34.936 |
| Bengkulu | 44.000 | 43.813 | 44.031 | 39.893 | 39.662 |
| Lampung | 35.188 | 34.643 | 34.357 | 34.071 | 33.910 |
| Bangka Belitung | 57.143 | 55.857 | 56.988 | 56.988 | 51.659 |
| Kepulauan Riau | 55.250 | 56.500 | 55.200 | 59.000 | 51.754 |
| Jawa Barat | 39.383 | 39.467 | 39.759 | 40.846 | 37.202 |
| Jawa Tengah | 48.912 | 48.726 | 48.880 | 49.087 | 45.053 |
| D. I. Yogyakarta | 57.955 | 58.409 | 59.800 | 59.300 | 54.936 |
| Jawa Timur | 48.861 | 48.973 | 48.598 | 48.598 | 46.007 |
| Banten | 46.500 | 47.100 | 47.100 | 47.100 | 42.892 |
| Bali | 42.800 | 43.200 | 42.733 | 42.433 | 40.276 |
| Nusa Tenggara Barat | 44.154 | 44.154 | 44.808 | 45.115 | 41.099 |
| Nusa Tenggara Timur | 47.417 | 47.017 | 47.250 | 46.196 | 43.427 |
| Kalimantan Barat | 45.292 | 45.923 | 45.923 | 45.083 | 41.986 |
| Kalimantan Tengah | 41.800 | 42.909 | 42.962 | 42.375 | 39.416 |
| Kalimantan Selatan | 44.500 | 44.692 | 44.538 | 43.000 | 41.562 |
| Kalimantan Timur | 45.955 | 47.125 | 47.958 | 47.958 | 42.864 |
| Sulawesi Utara | 39.444 | 41.250 | 41.550 | 42.929 | 38.794 |
| Sulawesi Tengah | 46.433 | 46.633 | 47.233 | 46.800 | 43.335 |
| Sulawesi Selatan | 42.964 | 43.690 | 45.289 | 45.844 | 38.209 |
| Sulawesi Tenggara | 47.500 | 46.650 | 46.700 | 48.488 | 46.453 |
| Gorontalo | 48.028 | 48.028 | 48.028 | 48.028 | 48.019 |
| Sulawesi Barat | 49.545 | 48.500 | 46.500 | 45.111 | 44.175 |
| Maluku | 47.833 | 47.833 | 47.833 | 47.833 | 46.567 |
| Maluku Utara | 49.143 | 50.375 | 50.500 | 51.643 | 48.131 |
| Papua Barat | 60.813 | 63.000 | 63.000 | 63.313 | 55.586 |
| Papua | 55.786 | 55.786 | 55.786 | 55.786 | 55.750 |
| Nasional | 46.835 | 47.101 | 47.099 | 47.094 | 43.983 |

Tabel 3.5
Harga Konsumen Pedesaan Kelompok Perumahan, 2008
Genteng Biasa (Rp/10 Buah)

| Provinsi | Januari | Februari | Maret | April |
|--------------------------|--------------|--------------|--------------|--------------|
| (1) | (2) | (3) | (4) | (5) |
| Nanggroe Aceh Darussalam | 4.700 | 4.700 | 4.750 | 4.750 |
| Sumatera Utara | 5.000 | 5.000 | 5.100 | 5.100 |
| Sumatera Barat | 5.465 | 5.465 | 5.465 | 5.465 |
| Riau | 4.370 | 4.370 | 4.370 | 4.370 |
| Jambi | 4.638 | 4.638 | 4.640 | 4.778 |
| Sumatera Selatan | 4.614 | 4.614 | 4.614 | 4.757 |
| Bengkulu | 5.500 | 5.500 | 5.500 | 5.750 |
| Lampung | 4.568 | 4.813 | 4.688 | 4.771 |
| Bangka Belitung | 4.300 | 4.300 | 4.600 | 4.600 |
| Kepulauan Riau | - | - | - | - |
| Jawa Barat | 7.063 | 7.079 | 7.079 | 7.058 |
| Jawa Tengah | 6.056 | 6.065 | 6.115 | 6.161 |
| D. I. Yogyakarta | 6.694 | 6.605 | 6.605 | 6.500 |
| Jawa Timur | 6.285 | 6.346 | 6.330 | 6.293 |
| Banten | 6.421 | 6.711 | 6.763 | 6.795 |
| Bali | 6.200 | 6.200 | 6.200 | 6.233 |
| Nusa Tenggara Barat | 6.375 | 6.375 | 6.354 | 6.604 |
| Nusa Tenggara Timur | 5.500 | 5.500 | 5.600 | 5.600 |
| Kalimantan Barat | 4.000 | 4.000 | 4.200 | 4.200 |
| Kalimantan Tengah | 4.063 | 4.063 | 4.063 | 4.063 |
| Kalimantan Selatan | - | - | - | - |
| Kalimantan Timur | 4.500 | 4.500 | 4.600 | 4.600 |
| Sulawesi Utara | 3.000 | 3.000 | 3.125 | 3.125 |
| Sulawesi Tengah | 3.000 | 3.000 | 3.250 | 3.250 |
| Sulawesi Selatan | 3.167 | 3.167 | 3.233 | 3.233 |
| Sulawesi Tenggara | 3.500 | 3.500 | 3.550 | 3.550 |
| Gorontalo | 3.500 | 3.500 | 3.533 | 3.533 |
| Sulawesi Barat | 3.429 | 3.429 | 3.429 | 3.429 |
| Maluku | 3.000 | 3.000 | 3.100 | 3.100 |
| Maluku Utara | 3.000 | 3.000 | 3.200 | 3.200 |
| Papua Barat | 3.000 | 3.000 | 3.500 | 3.500 |
| Papua | 3.000 | 3.080 | 3.080 | 3.080 |
| Nasional | 4.597 | 4.617 | 4.688 | 4.715 |

Tabel 3.5: Lanjutan

| Provinsi | Mei | Juni | Juli | Agustus |
|--------------------------|--------------|--------------|--------------|----------------|
| (1) | (6) | (7) | (8) | (9) |
| Nanggroe Aceh Darussalam | 4.750 | 4.750 | 4.750 | 4.750 |
| Sumatera Utara | 5.100 | 5.100 | 5.100 | 5.100 |
| Sumatera Barat | 5.465 | 5.465 | 5.465 | 5.465 |
| Riau | 4.370 | 4.370 | 4.370 | 4.650 |
| Jambi | 4.903 | 5.503 | 6.190 | 6.190 |
| Sumatera Selatan | 4.757 | 4.800 | 4.800 | 4.800 |
| Bengkulu | 5.750 | 5.750 | 5.750 | 5.750 |
| Lampung | 4.771 | 4.854 | 4.854 | 5.021 |
| Bangka Belitung | 4.600 | 4.600 | 4.600 | 4.600 |
| Kepulauan Riau | - | - | - | - |
| Jawa Barat | 7.146 | 7.301 | 7.329 | 7.385 |
| Jawa Tengah | 6.248 | 6.408 | 6.392 | 6.417 |
| D. I. Yogyakarta | 6.500 | 6.658 | 6.658 | 6.658 |
| Jawa Timur | 6.354 | 6.615 | 6.740 | 6.746 |
| Banten | 6.955 | 7.773 | 8.932 | 9.136 |
| Bali | 6.233 | 6.467 | 6.500 | 6.500 |
| Nusa Tenggara Barat | 6.604 | 6.604 | 6.615 | 6.615 |
| Nusa Tenggara Timur | 5.600 | 5.600 | 5.600 | 5.600 |
| Kalimantan Barat | 4.200 | 4.200 | 4.200 | 4.200 |
| Kalimantan Tengah | 4.063 | 4.063 | 4.063 | 4.063 |
| Kalimantan Selatan | - | - | - | - |
| Kalimantan Timur | 4.600 | 4.600 | 4.600 | 4.600 |
| Sulawesi Utara | 3.125 | 3.125 | 3.125 | 3.125 |
| Sulawesi Tengah | 3.250 | 3.250 | 3.250 | 3.250 |
| Sulawesi Selatan | 3.233 | 3.233 | 3.233 | 3.233 |
| Sulawesi Tenggara | 3.550 | 3.550 | 3.550 | 3.550 |
| Gorontalo | 3.533 | 3.533 | 3.533 | 3.533 |
| Sulawesi Barat | 3.429 | 3.429 | 3.429 | 3.429 |
| Maluku | 3.100 | 3.100 | 3.100 | 3.100 |
| Maluku Utara | 3.200 | 3.200 | 3.200 | 3.200 |
| Papua Barat | 3.500 | 3.500 | 3.500 | 3.500 |
| Papua | 3.080 | 3.080 | 3.080 | 3.080 |
| Nasional | 4.732 | 4.816 | 4.884 | 4.908 |

Tabel 3.5: Lanjutan

| Provinsi | September | Oktober | November | Desember | Rata-rata |
|--------------------------|------------------|----------------|-----------------|-----------------|------------------|
| (1) | (10) | (11) | (12) | (13) | (14) |
| Nanggroe Aceh Darussalam | 4.750 | 4.750 | 4.750 | 4.750 | 4.742 |
| Sumatera Utara | 5.100 | 5.100 | 5.100 | 5.100 | 5.083 |
| Sumatera Barat | 5.465 | 5.465 | 5.470 | 5.470 | 5.466 |
| Riau | 4.650 | 4.650 | 4.650 | 4.650 | 4.487 |
| Jambi | 6.128 | 6.128 | 6.003 | 6.003 | 5.478 |
| Sumatera Selatan | 4.800 | 4.800 | 4.800 | 4.800 | 4.746 |
| Bengkulu | 5.750 | 5.750 | 5.750 | 5.750 | 5.688 |
| Lampung | 5.021 | 5.229 | 5.938 | 5.938 | 5.039 |
| Bangka Belitung | 4.600 | 4.600 | 4.600 | 4.600 | 4.550 |
| Kepulauan Riau | - | - | - | - | - |
| Jawa Barat | 7.395 | 7.440 | 7.472 | 7.507 | 7.271 |
| Jawa Tengah | 6.430 | 6.444 | 6.470 | 6.551 | 6.313 |
| D. I. Yogyakarta | 6.658 | 6.658 | 6.658 | 6.658 | 6.626 |
| Jawa Timur | 6.770 | 6.770 | 6.821 | 6.821 | 6.574 |
| Banten | 9.136 | 9.205 | 9.386 | 9.545 | 8.063 |
| Bali | 6.500 | 6.500 | 6.533 | 6.633 | 6.392 |
| Nusa Tenggara Barat | 6.615 | 6.615 | 6.692 | 6.692 | 6.564 |
| Nusa Tenggara Timur | 5.600 | 5.600 | 5.600 | 5.600 | 5.583 |
| Kalimantan Barat | 4.200 | 4.200 | 4.200 | 4.200 | 4.167 |
| Kalimantan Tengah | 4.063 | 4.063 | 4.063 | 4.063 | 4.063 |
| Kalimantan Selatan | - | - | - | - | - |
| Kalimantan Timur | 4.600 | 4.600 | 4.600 | 4.600 | 4.583 |
| Sulawesi Utara | 3.125 | 3.125 | 3.125 | 3.125 | 3.104 |
| Sulawesi Tengah | 3.250 | 3.250 | 3.250 | 3.250 | 3.208 |
| Sulawesi Selatan | 3.233 | 3.233 | 3.233 | 3.233 | 3.222 |
| Sulawesi Tenggara | 3.550 | 3.550 | 3.550 | 3.550 | 3.542 |
| Gorontalo | 3.533 | 3.533 | 3.533 | 3.533 | 3.528 |
| Sulawesi Barat | 3.429 | 3.429 | 3.429 | 3.429 | 3.429 |
| Maluku | 3.100 | 3.100 | 3.100 | 3.100 | 3.083 |
| Maluku Utara | 3.200 | 3.200 | 3.200 | 3.200 | 3.167 |
| Papua Barat | 3.500 | 3.550 | 3.550 | 3.550 | 3.429 |
| Papua | 3.080 | 3.080 | 3.080 | 3.080 | 3.073 |
| Nasional | 4.908 | 4.921 | 4.954 | 4.966 | 4.809 |

Tabel 3.6
Harga Konsumen Pedesaan Kelompok Perumahan, 2008
Asbes (Rp/Lembar = 1,5 m)

| Provinsi | Januari | Februari | Maret | April |
|--------------------------|---------------|---------------|---------------|---------------|
| (1) | (2) | (3) | (4) | (5) |
| Nanggroe Aceh Darussalam | 35.000 | 35.000 | 35.000 | 35.000 |
| Sumatera Utara | 27.500 | 27.500 | 27.500 | 27.500 |
| Sumatera Barat | 22.167 | 22.833 | 22.833 | 23.667 |
| Riau | 23.750 | 23.750 | 24.167 | 22.000 |
| Jambi | 22.500 | 22.500 | 22.500 | 22.500 |
| Sumatera Selatan | - | - | - | - |
| Bengkulu | - | - | - | - |
| Lampung | 21.500 | 21.500 | 20.800 | 20.800 |
| Bangka Belitung | 33.550 | 33.550 | 33.550 | 33.550 |
| Kepulauan Riau | 27.333 | 28.133 | 28.133 | 28.133 |
| Jawa Barat | 27.084 | 26.463 | 26.241 | 26.196 |
| Jawa Tengah | 26.536 | 25.750 | 27.988 | 28.648 |
| D. I. Yogyakarta | 32.000 | 32.000 | 33.000 | 33.000 |
| Jawa Timur | 27.095 | 29.086 | 29.309 | 30.431 |
| Banten | 33.500 | 33.500 | 33.700 | 33.700 |
| Bali | 27.875 | 28.333 | 28.681 | 29.545 |
| Nusa Tenggara Barat | 29.000 | 29.750 | 29.350 | 30.560 |
| Nusa Tenggara Timur | - | - | - | - |
| Kalimantan Barat | 31.250 | 31.250 | 31.250 | 31.250 |
| Kalimantan Tengah | 26.000 | 27.000 | 27.000 | 27.000 |
| Kalimantan Selatan | 24.625 | 24.625 | 24.625 | 24.625 |
| Kalimantan Timur | 28.500 | 28.500 | 28.500 | 28.500 |
| Sulawesi Utara | 23.000 | 23.000 | 23.000 | 23.250 |
| Sulawesi Tengah | 30.000 | 30.000 | 30.000 | 30.000 |
| Sulawesi Selatan | 25.000 | 25.000 | 25.000 | 25.000 |
| Sulawesi Tenggara | 31.250 | 31.250 | 31.250 | 31.250 |
| Gorontalo | 33.000 | 30.250 | 30.250 | 30.250 |
| Sulawesi Barat | 28.000 | 29.667 | 29.667 | 29.667 |
| Maluku | 33.750 | 33.750 | 33.750 | 33.750 |
| Maluku Utara | 45.000 | 45.000 | 46.000 | 46.000 |
| Papua Barat | - | - | - | - |
| Papua | 45.000 | 45.000 | 47.000 | 47.000 |
| Nasional | 29.313 | 29.426 | 29.644 | 29.742 |

Tabel 3.6: Lanjutan

| Provinsi | Mei | Juni | Juli | Agustus |
|--------------------------|---------------|---------------|---------------|----------------|
| (1) | (6) | (7) | (8) | (9) |
| Nanggroe Aceh Darussalam | 36.000 | 36.000 | 36.000 | 36.000 |
| Sumatera Utara | 27.500 | 27.000 | 27.000 | 27.000 |
| Sumatera Barat | 25.833 | 27.500 | 28.500 | 28.500 |
| Riau | 22.000 | 23.250 | 25.750 | 26.500 |
| Jambi | 22.500 | 22.500 | 22.500 | 22.500 |
| Sumatera Selatan | - | - | - | - |
| Bengkulu | - | - | - | - |
| Lampung | 25.800 | 25.000 | 25.000 | 25.000 |
| Bangka Belitung | 33.550 | 33.550 | 33.550 | 33.550 |
| Kepulauan Riau | 28.133 | 32.167 | 33.833 | 33.833 |
| Jawa Barat | 27.250 | 29.194 | 29.633 | 31.097 |
| Jawa Tengah | 28.919 | 31.298 | 32.068 | 31.652 |
| D. I. Yogyakarta | 33.000 | 33.000 | 33.000 | 33.000 |
| Jawa Timur | 30.429 | 31.735 | 32.538 | 33.209 |
| Banten | 34.450 | 34.550 | 38.250 | 38.350 |
| Bali | 30.875 | 32.576 | 32.666 | 32.541 |
| Nusa Tenggara Barat | 31.222 | 32.111 | 32.944 | 33.500 |
| Nusa Tenggara Timur | - | - | - | - |
| Kalimantan Barat | 31.250 | 31.250 | 34.000 | 34.000 |
| Kalimantan Tengah | 27.000 | 27.000 | 27.000 | 28.500 |
| Kalimantan Selatan | 24.625 | 25.125 | 25.125 | 25.500 |
| Kalimantan Timur | 31.000 | 31.000 | 31.000 | 31.000 |
| Sulawesi Utara | 23.500 | 23.500 | 23.500 | 23.500 |
| Sulawesi Tengah | 30.000 | 30.000 | 35.000 | 35.000 |
| Sulawesi Selatan | 25.000 | 25.000 | 25.000 | 25.000 |
| Sulawesi Tenggara | 35.000 | 36.250 | 39.000 | 39.000 |
| Gorontalo | 31.000 | 31.500 | 32.500 | 33.000 |
| Sulawesi Barat | 29.667 | 31.333 | 31.333 | 31.333 |
| Maluku | 33.750 | 33.750 | 33.750 | 32.500 |
| Maluku Utara | 46.000 | 46.000 | 46.000 | 46.000 |
| Papua Barat | - | - | - | - |
| Papua | 47.000 | 47.000 | 47.000 | 47.000 |
| Nasional | 30.438 | 31.076 | 31.909 | 32.056 |

Tabel 3.6: Lanjutan

| Provinsi | September | Oktober | November | Desember | Rata-rata |
|--------------------------|------------------|----------------|-----------------|-----------------|------------------|
| (1) | (10) | (11) | (12) | (13) | (14) |
| Nanggroe Aceh Darussalam | 36.000 | 36.000 | 36.000 | 36.000 | 35.667 |
| Sumatera Utara | 27.000 | 27.000 | 27.000 | 27.000 | 27.208 |
| Sumatera Barat | 30.167 | 34.333 | 34.667 | 31.000 | 27.667 |
| Riau | 26.500 | 26.500 | 25.667 | 23.500 | 24.444 |
| Jambi | 22.500 | 30.000 | 32.500 | 32.500 | 24.792 |
| Sumatera Selatan | - | - | - | - | - |
| Bengkulu | - | - | - | - | - |
| Lampung | 26.750 | 27.083 | 27.083 | 27.083 | 24.450 |
| Bangka Belitung | 33.550 | 33.550 | 33.550 | 33.550 | 33.550 |
| Kepulauan Riau | 33.833 | 35.167 | 35.167 | 35.000 | 31.572 |
| Jawa Barat | 29.397 | 29.207 | 29.724 | 30.268 | 28.479 |
| Jawa Tengah | 31.744 | 31.688 | 32.302 | 32.479 | 30.089 |
| D. I. Yogyakarta | 33.000 | 33.000 | 33.000 | 33.000 | 32.833 |
| Jawa Timur | 33.233 | 33.919 | 34.119 | 34.119 | 31.602 |
| Banten | 38.850 | 38.850 | 39.450 | 39.550 | 36.392 |
| Bali | 32.583 | 33.375 | 33.875 | 34.666 | 31.466 |
| Nusa Tenggara Barat | 36.055 | 36.166 | 36.277 | 36.277 | 32.768 |
| Nusa Tenggara Timur | - | - | - | - | - |
| Kalimantan Barat | 34.000 | 34.000 | 34.000 | 34.000 | 32.625 |
| Kalimantan Tengah | 28.000 | 29.333 | 29.333 | 29.333 | 27.708 |
| Kalimantan Selatan | 25.500 | 26.000 | 26.000 | 26.000 | 25.198 |
| Kalimantan Timur | 31.000 | 31.000 | 31.000 | 31.000 | 30.167 |
| Sulawesi Utara | 23.500 | 24.000 | 24.000 | 23.000 | 23.396 |
| Sulawesi Tengah | 35.000 | 35.000 | 35.000 | 35.000 | 32.500 |
| Sulawesi Selatan | 26.000 | 26.000 | 26.000 | 26.000 | 25.333 |
| Sulawesi Tenggara | 39.000 | 38.250 | 38.250 | 38.250 | 35.667 |
| Gorontalo | 33.000 | 33.000 | 32.500 | 32.500 | 31.896 |
| Sulawesi Barat | 31.333 | 31.333 | 31.333 | 31.333 | 30.500 |
| Maluku | 32.500 | 32.500 | 32.500 | 32.500 | 33.229 |
| Maluku Utara | 46.000 | 46.000 | 46.000 | 46.000 | 45.833 |
| Papua Barat | - | - | - | - | - |
| Papua | 47.000 | 47.000 | 47.000 | 47.000 | 46.667 |
| Nasional | 32.250 | 32.830 | 32.975 | 32.782 | 31.203 |

Tabel 3.7
Harga Konsumen Pedesaan Kelompok Perumahan, 2008
Batu Bata (Rp/Biji)

| Provinsi | Januari | Februari | Maret | April |
|--------------------------|------------|------------|------------|------------|
| (1) | (2) | (3) | (4) | (5) |
| Nanggroe Aceh Darussalam | 462 | 419 | 408 | 417 |
| Sumatera Utara | 468 | 460 | 472 | 476 |
| Sumatera Barat | 431 | 451 | 493 | 522 |
| Riau | 374 | 378 | 410 | 429 |
| Jambi | 399 | 409 | 446 | 373 |
| Sumatera Selatan | 403 | 426 | 439 | 459 |
| Bengkulu | 355 | 380 | 385 | 385 |
| Lampung | 268 | 268 | 268 | 268 |
| Bangka Belitung | 745 | 750 | 750 | 750 |
| Kepulauan Riau | 800 | 800 | 813 | 813 |
| Jawa Barat | 280 | 280 | 287 | 296 |
| Jawa Tengah | 279 | 333 | 337 | 344 |
| D. I. Yogyakarta | 320 | 346 | 353 | 361 |
| Jawa Timur | 292 | 297 | 301 | 308 |
| Banten | 271 | 280 | 285 | 291 |
| Bali | 491 | 500 | 500 | 505 |
| Nusa Tenggara Barat | 380 | 380 | 381 | 383 |
| Nusa Tenggara Timur | 425 | 425 | 388 | 388 |
| Kalimantan Barat | 400 | 400 | 450 | 450 |
| Kalimantan Tengah | 425 | 425 | 425 | 425 |
| Kalimantan Selatan | 366 | 369 | 369 | 366 |
| Kalimantan Timur | 640 | 610 | 659 | 682 |
| Sulawesi Utara | 439 | 489 | 489 | 511 |
| Sulawesi Tengah | 388 | 389 | 397 | 397 |
| Sulawesi Selatan | 263 | 280 | 308 | 311 |
| Sulawesi Tenggara | 269 | 314 | 327 | 341 |
| Gorontalo | 242 | 250 | 260 | 253 |
| Sulawesi Barat | 358 | 404 | 429 | 428 |
| Maluku | 590 | 620 | 626 | 620 |
| Maluku Utara | 983 | 992 | 992 | 663 |
| Papua Barat | 1.000 | 1.000 | 1.000 | 1.133 |
| Papua | 900 | 1.000 | 1.100 | 1.100 |
| Nasional | 460 | 473 | 486 | 483 |

Tabel 3.7: Lanjutan

| Provinsi | Mei | Juni | Juli | Agustus |
|--------------------------|------------|-------------|-------------|----------------|
| (1) | (6) | (7) | (8) | (9) |
| Nanggroe Aceh Darussalam | 425 | 425 | 435 | 433 |
| Sumatera Utara | 478 | 494 | 493 | 513 |
| Sumatera Barat | 548 | 604 | 603 | 606 |
| Riau | 441 | 461 | 469 | 478 |
| Jambi | 442 | 465 | 476 | 491 |
| Sumatera Selatan | 414 | 450 | 465 | 484 |
| Bengkulu | 412 | 421 | 438 | 445 |
| Lampung | 269 | 277 | 277 | 277 |
| Bangka Belitung | 770 | 760 | 780 | 800 |
| Kepulauan Riau | 813 | 813 | 813 | 813 |
| Jawa Barat | 309 | 330 | 343 | 344 |
| Jawa Tengah | 355 | 381 | 345 | 346 |
| D. I. Yogyakarta | 372 | 379 | 384 | 406 |
| Jawa Timur | 320 | 354 | 378 | 375 |
| Banten | 315 | 348 | 353 | 374 |
| Bali | 541 | 600 | 618 | 618 |
| Nusa Tenggara Barat | 383 | 393 | 400 | 404 |
| Nusa Tenggara Timur | 406 | 456 | 456 | 456 |
| Kalimantan Barat | 450 | 450 | 450 | 450 |
| Kalimantan Tengah | 425 | 445 | 447 | 447 |
| Kalimantan Selatan | 378 | 387 | 378 | 366 |
| Kalimantan Timur | 642 | 704 | 704 | 712 |
| Sulawesi Utara | 550 | 561 | 583 | 572 |
| Sulawesi Tengah | 419 | 428 | 433 | 433 |
| Sulawesi Selatan | 342 | 417 | 423 | 450 |
| Sulawesi Tenggara | 341 | 369 | 386 | 408 |
| Gorontalo | 253 | 259 | 298 | 311 |
| Sulawesi Barat | 450 | 456 | 461 | 474 |
| Maluku | 620 | 620 | 620 | 567 |
| Maluku Utara | 733 | 733 | 733 | 733 |
| Papua Barat | 1.133 | 1.133 | 1.133 | 1.133 |
| Papua | 1.100 | 1.100 | 1.100 | 1.200 |
| Nasional | 495 | 515 | 521 | 529 |

Tabel 3.7: Lanjutan

| Provinsi | September | Oktober | November | Desember | Rata-rata |
|--------------------------|------------------|----------------|-----------------|-----------------|------------------|
| (1) | (10) | (11) | (12) | (13) | (14) |
| Nanggroe Aceh Darussalam | 427 | 428 | 428 | 444 | 429 |
| Sumatera Utara | 511 | 516 | 524 | 524 | 494 |
| Sumatera Barat | 614 | 582 | 588 | 586 | 552 |
| Riau | 471 | 466 | 453 | 467 | 441 |
| Jambi | 473 | 473 | 456 | 456 | 446 |
| Sumatera Selatan | 467 | 494 | 544 | 544 | 466 |
| Bengkulu | 455 | 477 | 480 | 421 | 421 |
| Lampung | 277 | 295 | 295 | 295 | 278 |
| Bangka Belitung | 800 | 800 | 800 | 800 | 775 |
| Kepulauan Riau | 813 | 813 | 813 | 813 | 810 |
| Jawa Barat | 348 | 356 | 356 | 359 | 324 |
| Jawa Tengah | 347 | 350 | 354 | 357 | 344 |
| D. I. Yogyakarta | 408 | 413 | 412 | 418 | 381 |
| Jawa Timur | 380 | 381 | 383 | 383 | 346 |
| Banten | 374 | 372 | 365 | 445 | 339 |
| Bali | 627 | 641 | 650 | 659 | 579 |
| Nusa Tenggara Barat | 405 | 405 | 405 | 405 | 394 |
| Nusa Tenggara Timur | 456 | 456 | 456 | 456 | 435 |
| Kalimantan Barat | 450 | 450 | 450 | 450 | 442 |
| Kalimantan Tengah | 447 | 447 | 447 | 447 | 438 |
| Kalimantan Selatan | 366 | 366 | 366 | 370 | 371 |
| Kalimantan Timur | 727 | 727 | 735 | 735 | 690 |
| Sulawesi Utara | 572 | 572 | 561 | 561 | 538 |
| Sulawesi Tengah | 436 | 442 | 442 | 442 | 421 |
| Sulawesi Selatan | 463 | 463 | 486 | 500 | 392 |
| Sulawesi Tenggara | 408 | 408 | 408 | 420 | 367 |
| Gorontalo | 330 | 340 | 373 | 373 | 295 |
| Sulawesi Barat | 480 | 486 | 491 | 496 | 451 |
| Maluku | 567 | 567 | 633 | 633 | 607 |
| Maluku Utara | 733 | 750 | 733 | 733 | 793 |
| Papua Barat | 1.133 | 1.133 | 1.133 | 1.133 | 1.100 |
| Papua | 1.200 | 1.350 | 1.350 | 1.350 | 1.154 |
| Nasional | 530 | 538 | 543 | 546 | 510 |

Tabel 3.8
Harga Konsumen Pedesaan Kelompok Perumahan, 2008
Kaca Polos (Rp/M2)

| Provinsi | Januari | Februari | Maret | April |
|--------------------------|---------------|---------------|---------------|---------------|
| (1) | (2) | (3) | (4) | (5) |
| Nanggroe Aceh Darussalam | 82.400 | 82.400 | 82.300 | 85.300 |
| Sumatera Utara | 89.889 | 86.100 | 86.100 | 86.100 |
| Sumatera Barat | 74.545 | 75.182 | 71.893 | 71.893 |
| Riau | 75.000 | 75.000 | 75.000 | 75.375 |
| Jambi | 77.000 | 76.000 | 76.666 | 76.666 |
| Sumatera Selatan | 61.300 | 65.111 | 68.571 | 70.000 |
| Bengkulu | 71.000 | 71.000 | 71.000 | 71.000 |
| Lampung | 75.750 | 78.690 | 78.690 | 78.690 |
| Bangka Belitung | 75.384 | 75.384 | 75.384 | 75.384 |
| Kepulauan Riau | 71.750 | 71.750 | 71.750 | 71.750 |
| Jawa Barat | 63.560 | 63.157 | 63.476 | 63.843 |
| Jawa Tengah | 63.938 | 64.307 | 65.303 | 65.839 |
| D. I. Yogyakarta | 63.214 | 63.690 | 63.929 | 64.881 |
| Jawa Timur | 61.688 | 62.674 | 62.688 | 63.268 |
| Banten | 54.707 | 54.707 | 54.707 | 54.707 |
| Bali | 61.091 | 59.333 | 59.229 | 59.854 |
| Nusa Tenggara Barat | 76.893 | 79.972 | 80.763 | 83.395 |
| Nusa Tenggara Timur | 77.666 | 77.666 | 77.666 | 77.666 |
| Kalimantan Barat | 62.250 | 62.250 | 62.857 | 62.857 |
| Kalimantan Tengah | 55.867 | 57.607 | 58.000 | 58.000 |
| Kalimantan Selatan | 55.786 | 57.107 | 57.321 | 57.464 |
| Kalimantan Timur | 80.000 | 80.000 | 80.700 | 80.700 |
| Sulawesi Utara | 73.750 | 74.583 | 74.583 | 74.583 |
| Sulawesi Tengah | 74.763 | 75.026 | 74.050 | 74.550 |
| Sulawesi Selatan | 77.308 | 77.308 | 78.077 | 78.077 |
| Sulawesi Tenggara | 79.179 | 79.346 | 80.464 | 79.346 |
| Gorontalo | 83.750 | 83.750 | 83.750 | 83.750 |
| Sulawesi Barat | 88.464 | 92.375 | 97.400 | 94.909 |
| Maluku | 90.400 | 90.400 | 90.400 | 90.400 |
| Maluku Utara | 94.286 | 94.286 | 94.286 | 94.286 |
| Papua Barat | 97.375 | 97.375 | 103.750 | 103.750 |
| Papua | 100.000 | 101.000 | 101.500 | 101.125 |
| Nasional | 74.686 | 75.142 | 75.695 | 75.919 |

Tabel 3.8: Lanjutan

| Provinsi | Mei | Juni | Juli | Agustus |
|--------------------------|---------------|---------------|---------------|----------------|
| (1) | (6) | (7) | (8) | (9) |
| Nanggroe Aceh Darussalam | 87.300 | 91.800 | 94.200 | 90.700 |
| Sumatera Utara | 86.100 | 92.200 | 92.200 | 92.200 |
| Sumatera Barat | 65.458 | 70.292 | 71.375 | 71.375 |
| Riau | 75.375 | 79.125 | 79.125 | 84.250 |
| Jambi | 77.166 | 77.166 | 78.700 | 82.700 |
| Sumatera Selatan | 70.000 | 70.000 | 69.166 | 69.166 |
| Bengkulu | 71.000 | 74.000 | 74.000 | 74.000 |
| Lampung | 78.920 | 80.900 | 81.690 | 81.690 |
| Bangka Belitung | 75.384 | 75.384 | 75.384 | 75.384 |
| Kepulauan Riau | 76.750 | 78.250 | 78.250 | 78.250 |
| Jawa Barat | 65.102 | 67.271 | 67.765 | 68.729 |
| Jawa Tengah | 66.810 | 67.832 | 67.931 | 67.522 |
| D. I. Yogyakarta | 64.881 | 65.738 | 65.976 | 66.810 |
| Jawa Timur | 63.661 | 65.491 | 67.469 | 67.518 |
| Banten | 54.707 | 54.707 | 54.707 | 54.707 |
| Bali | 60.042 | 60.583 | 61.625 | 63.250 |
| Nusa Tenggara Barat | 82.925 | 95.000 | 95.632 | 95.632 |
| Nusa Tenggara Timur | 77.666 | 78.000 | 78.000 | 78.166 |
| Kalimantan Barat | 62.857 | 62.857 | 62.857 | 63.810 |
| Kalimantan Tengah | 59.500 | 62.906 | 62.906 | 62.969 |
| Kalimantan Selatan | 57.464 | 59.964 | 60.571 | 59.036 |
| Kalimantan Timur | 88.230 | 91.300 | 91.730 | 91.730 |
| Sulawesi Utara | 74.583 | 75.208 | 75.833 | 75.833 |
| Sulawesi Tengah | 74.550 | 76.000 | 77.600 | 77.850 |
| Sulawesi Selatan | 78.077 | 78.077 | 78.077 | 78.462 |
| Sulawesi Tenggara | 80.464 | 80.692 | 80.692 | 80.692 |
| Gorontalo | 83.750 | 84.375 | 84.375 | 84.375 |
| Sulawesi Barat | 94.909 | 96.900 | 100.400 | 103.300 |
| Maluku | 90.900 | 90.900 | 90.900 | 90.900 |
| Maluku Utara | 94.286 | 94.429 | 94.429 | 94.429 |
| Papua Barat | 103.750 | 103.750 | 103.750 | 103.750 |
| Papua | 103.333 | 103.750 | 103.800 | 102.909 |
| Nasional | 76.434 | 78.276 | 78.785 | 79.128 |

Tabel 3.8: Lanjutan

| Provinsi | September | Oktober | November | Desember | Rata-rata |
|--------------------------|------------------|----------------|-----------------|-----------------|------------------|
| (1) | (10) | (11) | (12) | (13) | (14) |
| Nanggroe Aceh Darussalam | 90.700 | 91.700 | 93.700 | 93.700 | 88.850 |
| Sumatera Utara | 92.200 | 92.200 | 92.200 | 92.200 | 89.974 |
| Sumatera Barat | 69.708 | 71.792 | 70.917 | 67.300 | 70.977 |
| Riau | 81.125 | 82.375 | 86.500 | 86.500 | 79.563 |
| Jambi | 83.200 | 83.200 | 83.200 | 83.200 | 79.572 |
| Sumatera Selatan | 69.166 | 69.166 | 65.000 | 65.000 | 67.637 |
| Bengkulu | 84.200 | 84.200 | 84.200 | 84.000 | 76.133 |
| Lampung | 81.690 | 81.416 | 81.090 | 81.090 | 80.026 |
| Bangka Belitung | 75.384 | 75.384 | 75.384 | 75.384 | 75.384 |
| Kepulauan Riau | 78.250 | 78.250 | 78.250 | 78.250 | 75.958 |
| Jawa Barat | 68.663 | 69.325 | 69.386 | 68.566 | 66.570 |
| Jawa Tengah | 68.223 | 68.522 | 69.055 | 69.015 | 67.025 |
| D. I. Yogyakarta | 67.048 | 67.048 | 67.048 | 67.048 | 65.609 |
| Jawa Timur | 67.063 | 67.183 | 66.933 | 66.933 | 65.214 |
| Banten | 54.707 | 54.707 | 54.707 | 54.707 | 54.707 |
| Bali | 63.271 | 65.125 | 66.083 | 68.435 | 62.327 |
| Nusa Tenggara Barat | 102.632 | 103.684 | 101.985 | 101.459 | 91.664 |
| Nusa Tenggara Timur | 79.000 | 79.000 | 79.000 | 79.000 | 78.208 |
| Kalimantan Barat | 63.810 | 63.810 | 63.810 | 63.810 | 63.153 |
| Kalimantan Tengah | 62.969 | 63.188 | 64.438 | 64.438 | 61.066 |
| Kalimantan Selatan | 65.857 | 65.857 | 66.750 | 66.750 | 60.827 |
| Kalimantan Timur | 96.430 | 96.430 | 97.930 | 97.930 | 89.426 |
| Sulawesi Utara | 75.833 | 75.417 | 75.417 | 75.417 | 75.087 |
| Sulawesi Tengah | 77.850 | 79.350 | 79.350 | 79.350 | 76.691 |
| Sulawesi Selatan | 78.462 | 78.462 | 78.462 | 78.462 | 78.109 |
| Sulawesi Tenggara | 80.692 | 80.692 | 80.692 | 80.692 | 80.304 |
| Gorontalo | 84.375 | 85.625 | 86.625 | 86.625 | 84.594 |
| Sulawesi Barat | 103.300 | 103.300 | 103.300 | 103.300 | 98.488 |
| Maluku | 90.900 | 90.900 | 90.900 | 90.900 | 90.733 |
| Maluku Utara | 94.429 | 94.429 | 94.429 | 94.429 | 94.369 |
| Papua Barat | 103.750 | 103.750 | 103.750 | 103.750 | 102.688 |
| Papua | 102.909 | 102.909 | 105.222 | 105.625 | 102.840 |
| Nasional | 79.931 | 80.262 | 80.491 | 80.414 | 77.930 |

Tabel 3.9
Harga Konsumen Pedesaan Kelompok Perumahan, 2008
Papan 20x2x400 m (Rp/Lembar)

| Provinsi | Januari | Februari | Maret | April |
|--------------------------|---------------|---------------|---------------|---------------|
| (1) | (2) | (3) | (4) | (5) |
| Nanggroe Aceh Darussalam | 32.909 | 32.909 | 32.909 | 33.900 |
| Sumatera Utara | 37.558 | 42.055 | 42.176 | 41.555 |
| Sumatera Barat | 24.821 | 25.143 | 26.286 | 26.733 |
| Riau | 28.132 | 27.079 | 27.079 | 27.553 |
| Jambi | 28.625 | 28.625 | 28.625 | 29.125 |
| Sumatera Selatan | 28.569 | 28.569 | 28.569 | 28.569 |
| Bengkulu | 27.375 | 27.375 | 27.375 | 27.375 |
| Lampung | 37.182 | 37.182 | 37.364 | 37.364 |
| Bangka Belitung | 24.633 | 25.067 | 25.067 | 25.067 |
| Kepulauan Riau | 27.833 | 27.833 | 27.833 | 27.833 |
| Jawa Barat | 33.156 | 33.156 | 33.156 | 33.156 |
| Jawa Tengah | 36.258 | 33.836 | 37.477 | 38.552 |
| D. I. Yogyakarta | 46.000 | 46.000 | 47.000 | 47.000 |
| Jawa Timur | 42.267 | 42.868 | 42.836 | 43.108 |
| Banten | 43.143 | 37.900 | 34.538 | 31.000 |
| Bali | 47.222 | 47.222 | 47.556 | 47.556 |
| Nusa Tenggara Barat | 35.929 | 35.929 | 36.286 | 36.286 |
| Nusa Tenggara Timur | 47.857 | 49.500 | 46.765 | 47.647 |
| Kalimantan Barat | 27.500 | 29.167 | 33.385 | 36.167 |
| Kalimantan Tengah | 21.406 | 21.700 | 21.967 | 21.967 |
| Kalimantan Selatan | 30.385 | 33.643 | 32.688 | 28.313 |
| Kalimantan Timur | 22.364 | 22.364 | 22.364 | 23.873 |
| Sulawesi Utara | 31.667 | 31.667 | 32.167 | 32.167 |
| Sulawesi Tengah | 20.853 | 20.853 | 20.882 | 20.882 |
| Sulawesi Selatan | 33.200 | 33.200 | 33.400 | 33.400 |
| Sulawesi Tenggara | 22.067 | 24.525 | 24.677 | 24.715 |
| Gorontalo | 32.056 | 32.056 | 32.167 | 32.333 |
| Sulawesi Barat | 23.900 | 24.018 | 26.500 | 27.345 |
| Maluku | 37.300 | 37.300 | 38.455 | 38.269 |
| Maluku Utara | 36.818 | 36.818 | 37.182 | 37.182 |
| Papua Barat | 40.000 | 40.000 | 40.000 | 40.000 |
| Papua | 30.800 | 30.800 | 30.933 | 31.133 |
| Nasional | 32.493 | 32.699 | 32.989 | 33.035 |

Tabel 3.9: Lanjutan

| Provinsi | Mei | Juni | Juli | Agustus |
|--------------------------|---------------|---------------|---------------|----------------|
| (1) | (6) | (7) | (8) | (9) |
| Nanggroe Aceh Darussalam | 35.000 | 35.600 | 37.818 | 38.000 |
| Sumatera Utara | 42.111 | 43.176 | 43.470 | 43.735 |
| Sumatera Barat | 27.231 | 29.154 | 29.538 | 29.654 |
| Riau | 27.553 | 28.474 | 29.184 | 29.553 |
| Jambi | 28.625 | 29.318 | 29.318 | 30.545 |
| Sumatera Selatan | 28.569 | 28.569 | 28.569 | 28.569 |
| Bengkulu | 28.125 | 28.625 | 28.625 | 28.625 |
| Lampung | 37.364 | 37.364 | 37.364 | 37.364 |
| Bangka Belitung | 25.733 | 27.300 | 26.800 | 27.967 |
| Kepulauan Riau | 27.833 | 28.167 | 28.167 | 28.167 |
| Jawa Barat | 33.156 | 33.156 | 33.156 | 33.156 |
| Jawa Tengah | 37.685 | 39.462 | 41.011 | 40.274 |
| D. I. Yogyakarta | 47.000 | 47.000 | 47.000 | 47.000 |
| Jawa Timur | 43.347 | 46.445 | 48.727 | 49.185 |
| Banten | 30.688 | 31.563 | 34.600 | 35.400 |
| Bali | 47.556 | 47.556 | 47.556 | 47.556 |
| Nusa Tenggara Barat | 36.286 | 36.286 | 36.286 | 36.286 |
| Nusa Tenggara Timur | 48.235 | 53.500 | 52.133 | 52.467 |
| Kalimantan Barat | 36.625 | 37.875 | 41.208 | 41.208 |
| Kalimantan Tengah | 22.219 | 24.765 | 25.676 | 26.676 |
| Kalimantan Selatan | 29.647 | 30.147 | 30.528 | 30.861 |
| Kalimantan Timur | 24.200 | 25.745 | 26.382 | 26.473 |
| Sulawesi Utara | 32.167 | 32.167 | 32.167 | 32.167 |
| Sulawesi Tengah | 20.912 | 21.294 | 21.676 | 21.676 |
| Sulawesi Selatan | 33.400 | 33.400 | 33.400 | 33.400 |
| Sulawesi Tenggara | 24.275 | 23.275 | 23.936 | 23.936 |
| Gorontalo | 32.389 | 32.389 | 32.389 | 32.389 |
| Sulawesi Barat | 28.942 | 30.255 | 31.138 | 31.600 |
| Maluku | 38.423 | 40.917 | 40.917 | 46.800 |
| Maluku Utara | 37.182 | 37.182 | 37.182 | 37.182 |
| Papua Barat | 42.250 | 42.250 | 42.250 | 42.250 |
| Papua | 31.467 | 31.800 | 32.800 | 33.133 |
| Nasional | 33.318 | 34.193 | 34.718 | 35.102 |

Tabel 3.9: Lanjutan

| Provinsi | September | Oktober | November | Desember | Rata-rata |
|--------------------------|------------------|----------------|-----------------|-----------------|------------------|
| (1) | (10) | (11) | (12) | (13) | (14) |
| Nanggroe Aceh Darussalam | 38.000 | 38.000 | 38.000 | 36.444 | 35.791 |
| Sumatera Utara | 43.852 | 45.235 | 44.058 | 44.058 | 42.753 |
| Sumatera Barat | 30.269 | 29.654 | 29.654 | 30.708 | 28.237 |
| Riau | 29.947 | 29.947 | 29.684 | 30.556 | 28.728 |
| Jambi | 30.909 | 30.909 | 35.200 | 35.200 | 30.419 |
| Sumatera Selatan | 28.569 | 28.569 | 28.569 | 28.569 | 28.569 |
| Bengkulu | 28.625 | 28.625 | 28.625 | 28.625 | 28.167 |
| Lampung | 37.364 | 37.364 | 37.364 | 37.364 | 37.333 |
| Bangka Belitung | 28.167 | 28.167 | 32.767 | 32.100 | 27.403 |
| Kepulauan Riau | 28.500 | 26.167 | 26.167 | 26.833 | 27.611 |
| Jawa Barat | 33.156 | 33.156 | 33.156 | 33.156 | 33.156 |
| Jawa Tengah | 40.384 | 42.891 | 44.182 | 42.315 | 39.527 |
| D. I. Yogyakarta | 47.000 | 47.000 | 47.000 | 47.000 | 46.833 |
| Jawa Timur | 47.885 | 48.215 | 47.922 | 47.922 | 45.894 |
| Banten | 35.267 | 35.733 | 36.867 | 37.600 | 35.358 |
| Bali | 47.556 | 47.556 | 47.556 | 47.556 | 47.500 |
| Nusa Tenggara Barat | 36.286 | 36.286 | 36.286 | 36.286 | 36.226 |
| Nusa Tenggara Timur | 48.125 | 51.406 | 51.167 | 51.538 | 50.028 |
| Kalimantan Barat | 42.792 | 39.500 | 40.500 | 45.750 | 37.640 |
| Kalimantan Tengah | 26.676 | 28.118 | 28.375 | 28.375 | 24.827 |
| Kalimantan Selatan | 32.225 | 31.381 | 31.810 | 31.810 | 31.120 |
| Kalimantan Timur | 28.109 | 28.473 | 29.727 | 31.273 | 25.945 |
| Sulawesi Utara | 32.167 | 32.167 | 32.167 | 32.167 | 32.083 |
| Sulawesi Tengah | 21.676 | 21.794 | 22.000 | 22.000 | 21.375 |
| Sulawesi Selatan | 33.400 | 33.400 | 33.400 | 33.400 | 33.367 |
| Sulawesi Tenggara | 23.936 | 24.073 | 23.982 | 27.286 | 24.224 |
| Gorontalo | 32.389 | 32.389 | 32.389 | 32.389 | 32.310 |
| Sulawesi Barat | 30.958 | 29.980 | 29.650 | 31.164 | 28.788 |
| Maluku | 46.800 | 49.200 | 50.000 | 50.000 | 42.865 |
| Maluku Utara | 37.182 | 37.182 | 37.182 | 37.182 | 37.121 |
| Papua Barat | 42.250 | 42.250 | 42.250 | 42.250 | 41.500 |
| Papua | 33.133 | 33.133 | 33.133 | 33.133 | 32.117 |
| Nasional | 35.111 | 35.247 | 35.650 | 36.000 | 34.213 |

Tabel 3.10
Harga Konsumen Pedesaan Kelompok Perumahan, 2008
Pasir (Rp/M3)

| Provinsi | Januari | Februari | Maret | April |
|--------------------------|---------------|---------------|---------------|---------------|
| (1) | (2) | (3) | (4) | (5) |
| Nanggroe Aceh Darussalam | 59.667 | 59.667 | 59.667 | 61.000 |
| Sumatera Utara | 54.540 | 54.540 | 54.540 | 54.656 |
| Sumatera Barat | 60.192 | 59.583 | 61.867 | 63.800 |
| Riau | 67.083 | 67.917 | 80.333 | 80.333 |
| Jambi | 65.583 | 64.769 | 59.462 | 61.286 |
| Sumatera Selatan | 62.000 | 71.500 | 66.750 | 62.045 |
| Bengkulu | 64.583 | 65.000 | 67.458 | 68.542 |
| Lampung | 67.778 | 68.500 | 71.667 | 69.231 |
| Bangka Belitung | 48.500 | 47.727 | 47.727 | 47.727 |
| Kepulauan Riau | 72.200 | 74.111 | 74.111 | 75.556 |
| Jawa Barat | 75.833 | 76.965 | 77.549 | 80.915 |
| Jawa Tengah | 76.138 | 77.582 | 79.637 | 80.353 |
| D. I. Yogyakarta | 68.385 | 67.231 | 73.471 | 73.688 |
| Jawa Timur | 71.428 | 71.304 | 71.360 | 72.982 |
| Banten | 75.200 | 70.188 | 75.625 | 73.059 |
| Bali | 85.050 | 85.050 | 85.050 | 85.250 |
| Nusa Tenggara Barat | 52.750 | 52.750 | 52.750 | 52.867 |
| Nusa Tenggara Timur | 75.357 | 79.333 | 79.333 | 79.333 |
| Kalimantan Barat | 53.269 | 50.042 | 58.147 | 60.567 |
| Kalimantan Tengah | 74.141 | 74.141 | 74.266 | 74.266 |
| Kalimantan Selatan | 66.563 | 66.563 | 66.688 | 66.813 |
| Kalimantan Timur | 62.792 | 62.792 | 62.958 | 62.958 |
| Sulawesi Utara | 66.333 | 63.364 | 69.273 | 69.273 |
| Sulawesi Tengah | 54.250 | 54.934 | 55.461 | 54.188 |
| Sulawesi Selatan | 52.000 | 52.100 | 52.100 | 52.100 |
| Sulawesi Tenggara | 65.520 | 68.128 | 67.046 | 67.586 |
| Gorontalo | 60.357 | 60.357 | 60.357 | 60.357 |
| Sulawesi Barat | 69.429 | 69.071 | 70.000 | 71.329 |
| Maluku | 109.615 | 109.615 | 109.615 | 110.385 |
| Maluku Utara | 127.857 | 127.857 | 118.188 | 107.733 |
| Papua Barat | 127.143 | 130.714 | 137.857 | 137.857 |
| Papua | 128.684 | 128.684 | 128.684 | 133.421 |
| Nasional | 72.507 | 72.877 | 74.031 | 74.108 |

Tabel 3.10: Lanjutan

| Provinsi | Mei | Juni | Juli | Agustus |
|--------------------------|---------------|---------------|---------------|----------------|
| (1) | (6) | (7) | (8) | (9) |
| Nanggroe Aceh Darussalam | 61.667 | 67.667 | 67.667 | 67.667 |
| Sumatera Utara | 54.656 | 54.656 | 54.656 | 54.656 |
| Sumatera Barat | 61.000 | 65.737 | 65.737 | 65.737 |
| Riau | 90.357 | 85.357 | 86.571 | 83.800 |
| Jambi | 61.286 | 60.615 | 60.615 | 61.769 |
| Sumatera Selatan | 62.045 | 62.955 | 63.591 | 61.773 |
| Bengkulu | 70.208 | 73.958 | 75.625 | 75.625 |
| Lampung | 69.231 | 78.846 | 78.846 | 78.846 |
| Bangka Belitung | 58.077 | 55.769 | 60.000 | 67.273 |
| Kepulauan Riau | 80.000 | 80.000 | 80.000 | 80.000 |
| Jawa Barat | 81.058 | 86.047 | 84.350 | 84.600 |
| Jawa Tengah | 83.011 | 87.147 | 88.720 | 89.142 |
| D. I. Yogyakarta | 74.938 | 77.750 | 78.688 | 79.063 |
| Jawa Timur | 74.414 | 80.442 | 83.134 | 84.041 |
| Banten | 83.706 | 87.588 | 86.412 | 89.556 |
| Bali | 85.250 | 85.500 | 85.750 | 85.750 |
| Nusa Tenggara Barat | 52.867 | 53.617 | 53.617 | 53.617 |
| Nusa Tenggara Timur | 80.000 | 85.000 | 88.000 | 88.000 |
| Kalimantan Barat | 61.233 | 62.167 | 63.733 | 67.867 |
| Kalimantan Tengah | 74.266 | 74.266 | 74.266 | 74.266 |
| Kalimantan Selatan | 66.813 | 66.813 | 66.813 | 66.813 |
| Kalimantan Timur | 62.958 | 62.958 | 62.958 | 62.958 |
| Sulawesi Utara | 69.273 | 68.292 | 69.577 | 73.409 |
| Sulawesi Tengah | 55.188 | 60.655 | 64.940 | 65.417 |
| Sulawesi Selatan | 54.100 | 55.500 | 54.000 | 55.500 |
| Sulawesi Tenggara | 67.119 | 71.621 | 73.734 | 76.006 |
| Gorontalo | 60.357 | 60.357 | 60.357 | 60.714 |
| Sulawesi Barat | 71.429 | 71.786 | 71.786 | 72.107 |
| Maluku | 112.308 | 117.692 | 122.308 | 123.077 |
| Maluku Utara | 113.731 | 113.731 | 116.038 | 116.038 |
| Papua Barat | 137.857 | 139.286 | 139.286 | 139.286 |
| Papua | 133.421 | 140.526 | 140.526 | 140.526 |
| Nasional | 75.744 | 77.947 | 78.822 | 79.528 |

Tabel 3.10: Lanjutan

| Provinsi | September | Oktober | November | Desember | Rata-rata |
|--------------------------|------------------|----------------|-----------------|-----------------|------------------|
| (1) | (10) | (11) | (12) | (13) | (14) |
| Nanggroe Aceh Darussalam | 67.667 | 67.667 | 67.667 | 67.667 | 64.611 |
| Sumatera Utara | 54.656 | 54.656 | 54.656 | 54.656 | 54.627 |
| Sumatera Barat | 67.842 | 67.211 | 68.263 | 67.000 | 64.497 |
| Riau | 84.067 | 77.692 | 77.636 | 77.273 | 79.868 |
| Jambi | 59.500 | 59.500 | 61.385 | 62.923 | 61.558 |
| Sumatera Selatan | 51.611 | 53.278 | 53.278 | 53.278 | 60.342 |
| Bengkulu | 79.792 | 79.792 | 79.792 | 76.136 | 73.043 |
| Lampung | 78.846 | 79.545 | 85.455 | 90.000 | 76.399 |
| Bangka Belitung | 73.333 | 78.333 | 74.867 | 74.867 | 61.183 |
| Kepulauan Riau | 87.778 | 91.111 | 87.778 | 103.571 | 82.185 |
| Jawa Barat | 84.410 | 86.795 | 88.462 | 94.306 | 83.441 |
| Jawa Tengah | 89.184 | 89.362 | 90.599 | 91.478 | 85.196 |
| D. I. Yogyakarta | 82.125 | 82.750 | 81.813 | 82.250 | 76.846 |
| Jawa Timur | 84.587 | 86.198 | 87.024 | 87.024 | 79.495 |
| Banten | 90.944 | 90.944 | 94.278 | 94.059 | 84.297 |
| Bali | 86.750 | 86.750 | 87.750 | 90.000 | 86.158 |
| Nusa Tenggara Barat | 53.617 | 53.617 | 53.617 | 53.617 | 53.275 |
| Nusa Tenggara Timur | 88.000 | 93.000 | 93.000 | 93.000 | 85.113 |
| Kalimantan Barat | 70.400 | 73.286 | 75.429 | 78.464 | 64.550 |
| Kalimantan Tengah | 74.266 | 74.266 | 74.266 | 74.266 | 74.245 |
| Kalimantan Selatan | 66.813 | 66.813 | 66.813 | 66.813 | 66.760 |
| Kalimantan Timur | 62.958 | 62.958 | 62.958 | 62.958 | 62.931 |
| Sulawesi Utara | 73.409 | 71.591 | 73.864 | 71.071 | 69.894 |
| Sulawesi Tengah | 66.369 | 65.893 | 67.083 | 69.940 | 61.193 |
| Sulawesi Selatan | 56.800 | 57.000 | 56.800 | 56.800 | 54.567 |
| Sulawesi Tenggara | 76.916 | 78.279 | 78.734 | 82.321 | 72.751 |
| Gorontalo | 60.714 | 60.714 | 61.429 | 61.429 | 60.625 |
| Sulawesi Barat | 72.107 | 71.964 | 72.679 | 72.679 | 71.364 |
| Maluku | 123.846 | 123.846 | 123.846 | 123.846 | 117.500 |
| Maluku Utara | 117.769 | 117.962 | 122.577 | 131.875 | 119.280 |
| Papua Barat | 140.000 | 140.000 | 140.000 | 140.000 | 137.440 |
| Papua | 140.526 | 140.526 | 140.526 | 140.526 | 136.382 |
| Nasional | 80.238 | 80.728 | 81.385 | 82.690 | 77.550 |

Tabel 3.11
Harga Konsumen Pedesaan Kelompok Perumahan, 2008
Semen (Rp/Zak = 50 Kg)

| Provinsi | Januari | Februari | Maret | April |
|--------------------------|---------------|---------------|---------------|---------------|
| (1) | (2) | (3) | (4) | (5) |
| Nanggroe Aceh Darussalam | 46.111 | 46.111 | 46.111 | 45.278 |
| Sumatera Utara | 45.109 | 44.500 | 43.522 | 41.571 |
| Sumatera Barat | 45.673 | 45.700 | 45.627 | 45.660 |
| Riau | 51.188 | 49.467 | 49.235 | 50.824 |
| Jambi | 48.571 | 48.571 | 48.571 | 48.571 |
| Sumatera Selatan | 51.385 | 52.286 | 53.750 | 54.813 |
| Bengkulu | 48.250 | 50.042 | 43.933 | 44.533 |
| Lampung | 49.200 | 48.227 | 44.000 | 42.875 |
| Bangka Belitung | 45.071 | 45.964 | 46.000 | 46.233 |
| Kepulauan Riau | 54.000 | 56.286 | 57.500 | 57.857 |
| Jawa Barat | 38.872 | 39.000 | 39.472 | 40.121 |
| Jawa Tengah | 38.361 | 38.478 | 36.965 | 36.528 |
| D. I. Yogyakarta | 32.269 | 33.816 | 31.558 | 31.228 |
| Jawa Timur | 37.529 | 38.094 | 37.135 | 36.644 |
| Banten | 41.750 | 42.476 | 40.740 | 40.057 |
| Bali | 39.714 | 40.583 | 41.097 | 38.854 |
| Nusa Tenggara Barat | 40.833 | 40.500 | 37.674 | 38.217 |
| Nusa Tenggara Timur | 39.250 | 39.364 | 37.232 | 38.198 |
| Kalimantan Barat | 53.808 | 56.500 | 59.148 | 61.221 |
| Kalimantan Tengah | 45.605 | 45.444 | 45.647 | 46.176 |
| Kalimantan Selatan | 46.227 | 48.409 | 39.200 | 35.360 |
| Kalimantan Timur | 43.917 | 44.786 | 47.200 | 48.071 |
| Sulawesi Utara | 49.538 | 52.423 | 55.346 | 57.464 |
| Sulawesi Tengah | 60.969 | 61.425 | 59.023 | 55.739 |
| Sulawesi Selatan | 41.909 | 41.909 | 41.909 | 41.545 |
| Sulawesi Tenggara | 51.318 | 58.654 | 61.531 | 59.533 |
| Gorontalo | 53.750 | 54.889 | 61.278 | 53.900 |
| Sulawesi Barat | 47.722 | 48.000 | 49.333 | 49.333 |
| Maluku | 70.000 | 65.333 | 68.571 | 67.333 |
| Maluku Utara | 60.222 | 62.861 | 64.111 | 66.639 |
| Papua Barat | 58.333 | 58.143 | 63.125 | 64.000 |
| Papua | 66.500 | 68.100 | 60.833 | 62.912 |
| Nasional | 48.217 | 48.948 | 48.637 | 48.353 |

Tabel 3.11: Lanjutan

| Provinsi | Mei | Juni | Juli | Agustus |
|--------------------------|---------------|---------------|---------------|----------------|
| (1) | (6) | (7) | (8) | (9) |
| Nanggroe Aceh Darussalam | 45.167 | 48.250 | 48.250 | 49.125 |
| Sumatera Utara | 42.128 | 44.043 | 44.087 | 44.304 |
| Sumatera Barat | 42.260 | 46.211 | 47.544 | 47.744 |
| Riau | 50.917 | 53.528 | 55.111 | 57.632 |
| Jambi | 48.571 | 48.571 | 48.571 | 48.571 |
| Sumatera Selatan | 55.235 | 56.028 | 56.553 | 56.553 |
| Bengkulu | 45.333 | 47.667 | 47.800 | 48.333 |
| Lampung | 43.000 | 45.625 | 47.423 | 49.269 |
| Bangka Belitung | 44.375 | 45.775 | 57.941 | 59.412 |
| Kepulauan Riau | 59.375 | 60.625 | 60.625 | 61.750 |
| Jawa Barat | 41.069 | 43.327 | 44.871 | 46.221 |
| Jawa Tengah | 37.035 | 39.067 | 40.574 | 40.740 |
| D. I. Yogyakarta | 31.385 | 33.630 | 34.385 | 35.340 |
| Jawa Timur | 36.507 | 39.382 | 41.231 | 41.469 |
| Banten | 40.294 | 42.652 | 43.716 | 44.797 |
| Bali | 40.193 | 41.641 | 43.299 | 43.469 |
| Nusa Tenggara Barat | 38.063 | 40.060 | 41.320 | 41.400 |
| Nusa Tenggara Timur | 39.384 | 46.328 | 47.956 | 48.849 |
| Kalimantan Barat | 63.400 | 66.460 | 67.840 | 68.200 |
| Kalimantan Tengah | 48.250 | 53.789 | 55.025 | 57.600 |
| Kalimantan Selatan | 34.482 | 38.248 | 39.154 | 39.529 |
| Kalimantan Timur | 49.286 | 50.933 | 52.600 | 52.344 |
| Sulawesi Utara | 54.607 | 45.824 | 45.941 | 47.559 |
| Sulawesi Tengah | 54.432 | 55.795 | 55.925 | 58.225 |
| Sulawesi Selatan | 41.091 | 42.455 | 43.364 | 43.909 |
| Sulawesi Tenggara | 57.824 | 58.933 | 58.385 | 57.417 |
| Gorontalo | 45.639 | 48.371 | 45.868 | 46.647 |
| Sulawesi Barat | 50.000 | 51.000 | 51.795 | 52.955 |
| Maluku | 67.063 | 66.944 | 67.917 | 70.625 |
| Maluku Utara | 67.056 | 67.889 | 67.889 | 67.889 |
| Papua Barat | 66.909 | 68.231 | 70.500 | 71.500 |
| Papua | 61.279 | 61.335 | 70.188 | 70.412 |
| Nasional | 48.175 | 49.957 | 51.364 | 52.181 |

Tabel 3.11: Lanjutan

| Provinsi | September | Oktober | November | Desember | Rata-rata |
|--------------------------|------------------|----------------|-----------------|-----------------|------------------|
| (1) | (10) | (11) | (12) | (13) | (14) |
| Nanggroe Aceh Darussalam | 49.125 | 49.750 | 48.875 | 48.500 | 47.554 |
| Sumatera Utara | 44.609 | 45.917 | 47.152 | 47.630 | 44.548 |
| Sumatera Barat | 47.676 | 48.180 | 48.305 | 44.257 | 46.236 |
| Riau | 58.421 | 58.167 | 58.688 | 58.688 | 54.322 |
| Jambi | 48.571 | 48.571 | 48.571 | 48.571 | 48.571 |
| Sumatera Selatan | 54.676 | 55.676 | 55.794 | 56.029 | 54.898 |
| Bengkulu | 49.933 | 50.333 | 50.000 | 48.727 | 47.907 |
| Lampung | 50.038 | 54.222 | 53.333 | 51.875 | 48.257 |
| Bangka Belitung | 58.750 | 59.250 | 58.091 | 52.792 | 51.638 |
| Kepulauan Riau | 62.250 | 72.100 | 56.778 | 57.556 | 59.725 |
| Jawa Barat | 46.778 | 47.398 | 48.307 | 49.000 | 43.703 |
| Jawa Tengah | 42.371 | 42.464 | 43.156 | 43.626 | 39.947 |
| D. I. Yogyakarta | 35.500 | 36.537 | 36.889 | 37.385 | 34.160 |
| Jawa Timur | 42.126 | 42.236 | 42.050 | 42.050 | 39.705 |
| Banten | 45.184 | 46.006 | 46.910 | 47.990 | 43.548 |
| Bali | 43.897 | 47.221 | 47.750 | 48.074 | 42.983 |
| Nusa Tenggara Barat | 41.960 | 42.500 | 42.846 | 42.962 | 40.695 |
| Nusa Tenggara Timur | 49.403 | 50.151 | 53.207 | 50.749 | 45.006 |
| Kalimantan Barat | 67.500 | 65.980 | 65.980 | 65.938 | 63.498 |
| Kalimantan Tengah | 52.591 | 52.773 | 51.955 | 52.500 | 50.613 |
| Kalimantan Selatan | 39.169 | 40.193 | 39.150 | 37.738 | 39.738 |
| Kalimantan Timur | 53.813 | 53.813 | 54.063 | 55.353 | 50.515 |
| Sulawesi Utara | 51.824 | 49.083 | 48.972 | 42.542 | 50.094 |
| Sulawesi Tengah | 59.350 | 60.950 | 59.625 | 61.150 | 58.551 |
| Sulawesi Selatan | 45.091 | 46.091 | 46.364 | 46.364 | 43.500 |
| Sulawesi Tenggara | 57.667 | 60.417 | 60.417 | 61.778 | 58.656 |
| Gorontalo | 48.788 | 57.824 | 57.326 | 56.853 | 52.594 |
| Sulawesi Barat | 53.000 | 54.091 | 53.909 | 53.818 | 51.246 |
| Maluku | 72.857 | 69.167 | 69.583 | 72.083 | 68.956 |
| Maluku Utara | 69.139 | 69.361 | 70.250 | 70.361 | 66.972 |
| Papua Barat | 77.421 | 75.942 | 74.300 | 74.800 | 68.600 |
| Papua | 70.988 | 71.681 | 71.948 | 71.259 | 67.286 |
| Nasional | 52.827 | 53.876 | 53.454 | 53.094 | 50.757 |

Tabel 3.12
Harga Konsumen Pedesaan Kelompok Perumahan, 2008
Batako (Rp/Biji)

| Provinsi | Januari | Februari | Maret | April |
|--------------------------|--------------|--------------|--------------|--------------|
| (1) | (2) | (3) | (4) | (5) |
| Nanggroe Aceh Darussalam | 2.825 | 3.125 | 3.000 | 3.250 |
| Sumatera Utara | 1.775 | 2.183 | 2.350 | 2.350 |
| Sumatera Barat | 1.780 | 1.780 | 1.780 | 1.780 |
| Riau | 2.580 | 2.580 | 2.580 | 2.580 |
| Jambi | 1.530 | 1.530 | 1.530 | 1.530 |
| Sumatera Selatan | 1.175 | 1.175 | 2.117 | 2.117 |
| Bengkulu | - | - | - | - |
| Lampung | - | - | - | - |
| Bangka Belitung | 1.575 | 1.578 | 1.578 | 1.594 |
| Kepulauan Riau | 2.167 | 2.167 | 2.167 | 2.250 |
| Jawa Barat | 1.065 | 1.065 | 1.065 | 1.067 |
| Jawa Tengah | 2.942 | 2.805 | 2.876 | 2.877 |
| D. I. Yogyakarta | 1.854 | 1.785 | 1.785 | 1.804 |
| Jawa Timur | 1.275 | 1.285 | 1.304 | 1.304 |
| Banten | 1.610 | 1.683 | 1.533 | 1.567 |
| Bali | 1.293 | 1.316 | 1.318 | 1.321 |
| Nusa Tenggara Barat | 1.000 | 1.100 | 1.100 | 1.100 |
| Nusa Tenggara Timur | 2.167 | 2.167 | 2.167 | 2.167 |
| Kalimantan Barat | 1.223 | 1.300 | 1.419 | 1.377 |
| Kalimantan Tengah | 2.750 | 2.750 | 2.857 | 2.813 |
| Kalimantan Selatan | 2.275 | 2.275 | 2.275 | 2.400 |
| Kalimantan Timur | 2.223 | 2.300 | 2.438 | 2.313 |
| Sulawesi Utara | 1.190 | 1.190 | 1.190 | 1.100 |
| Sulawesi Tengah | 2.307 | 2.343 | 2.425 | 2.456 |
| Sulawesi Selatan | 2.750 | 2.750 | 2.750 | 2.750 |
| Sulawesi Tenggara | 1.500 | 1.500 | 1.500 | 1.500 |
| Gorontalo | 1.500 | 1.500 | 1.500 | 1.500 |
| Sulawesi Barat | 1.000 | 1.000 | 1.000 | 1.500 |
| Maluku | 1.633 | 1.633 | 1.650 | 1.650 |
| Maluku Utara | 2.167 | 1.740 | 1.860 | 1.825 |
| Papua Barat | 2.500 | 2.500 | 2.500 | 2.667 |
| Papua | 2.433 | 2.433 | 2.433 | 2.650 |
| Nasional | 1.869 | 1.885 | 1.935 | 1.972 |

Tabel 3.12: Lanjutan

| Provinsi | Mei | Juni | Juli | Agustus |
|--------------------------|--------------|--------------|--------------|--------------|
| (1) | (6) | (7) | (8) | (9) |
| Nanggroe Aceh Darussalam | 3.375 | 3.375 | 3.500 | 3.500 |
| Sumatera Utara | 2.417 | 2.417 | 2.250 | 2.417 |
| Sumatera Barat | 1.600 | 1.788 | 1.788 | 1.838 |
| Riau | 2.580 | 2.580 | 2.580 | 2.580 |
| Jambi | 1.550 | 1.550 | 1.550 | 1.550 |
| Sumatera Selatan | 2.117 | 2.283 | 2.283 | 2.283 |
| Bengkulu | - | - | - | - |
| Lampung | - | - | - | - |
| Bangka Belitung | 1.606 | 1.639 | 1.706 | 1.747 |
| Kepulauan Riau | 2.167 | 2.167 | 2.167 | 2.167 |
| Jawa Barat | 1.146 | 1.166 | 1.241 | 1.233 |
| Jawa Tengah | 2.882 | 2.993 | 3.015 | 2.923 |
| D. I. Yogyakarta | 1.823 | 1.838 | 1.838 | 1.838 |
| Jawa Timur | 1.342 | 1.392 | 1.467 | 1.490 |
| Banten | 1.620 | 1.680 | 1.580 | 1.580 |
| Bali | 1.324 | 1.435 | 1.444 | 1.476 |
| Nusa Tenggara Barat | 1.100 | 1.100 | 1.125 | 1.125 |
| Nusa Tenggara Timur | 2.167 | 2.167 | 2.733 | 2.733 |
| Kalimantan Barat | 1.423 | 1.459 | 1.505 | 1.532 |
| Kalimantan Tengah | 2.813 | 2.938 | 2.929 | 3.000 |
| Kalimantan Selatan | 2.400 | 2.650 | 2.650 | 2.650 |
| Kalimantan Timur | 2.296 | 2.379 | 2.379 | 2.379 |
| Sulawesi Utara | 1.100 | 1.100 | 1.100 | 1.100 |
| Sulawesi Tengah | 2.456 | 2.600 | 2.600 | 2.600 |
| Sulawesi Selatan | 2.750 | 2.750 | 3.000 | 3.000 |
| Sulawesi Tenggara | 1.633 | 1.633 | 1.633 | 1.633 |
| Gorontalo | 1.500 | 1.500 | 2.000 | 2.000 |
| Sulawesi Barat | 1.500 | 1.500 | 1.500 | 1.500 |
| Maluku | 1.650 | 1.650 | 1.650 | 1.817 |
| Maluku Utara | 1.767 | 1.767 | 1.767 | 1.767 |
| Papua Barat | 2.667 | 2.040 | 2.040 | 1.950 |
| Papua | 2.650 | 2.650 | 2.833 | 2.833 |
| Nasional | 1.981 | 2.006 | 2.062 | 2.075 |

Tabel 3.12: Lanjutan

| Provinsi | September | Oktober | November | Desember | Rata-rata |
|--------------------------|------------------|----------------|-----------------|-----------------|------------------|
| (1) | (10) | (11) | (12) | (13) | (14) |
| Nanggroe Aceh Darussalam | 3.500 | 3.500 | 3.500 | 3.333 | 3.315 |
| Sumatera Utara | 2.417 | 2.417 | 2.667 | 2.667 | 2.360 |
| Sumatera Barat | 1.688 | 1.800 | 1.767 | 1.400 | 1.732 |
| Riau | 2.580 | 2.580 | 2.580 | 2.580 | 2.580 |
| Jambi | 1.550 | 1.650 | 1.650 | 1.650 | 1.568 |
| Sumatera Selatan | 1.963 | 1.963 | 1.963 | 1.963 | 1.950 |
| Bengkulu | - | - | - | - | - |
| Lampung | - | - | - | - | - |
| Bangka Belitung | 1.747 | 1.778 | 1.778 | 1.822 | 1.679 |
| Kepulauan Riau | 2.167 | 2.267 | 2.000 | 2.400 | 2.188 |
| Jawa Barat | 1.202 | 1.224 | 1.405 | 1.425 | 1.192 |
| Jawa Tengah | 2.982 | 3.024 | 2.980 | 2.974 | 2.939 |
| D. I. Yogyakarta | 1.869 | 1.908 | 2.012 | 2.012 | 1.864 |
| Jawa Timur | 1.508 | 1.542 | 1.544 | 1.544 | 1.416 |
| Banten | 1.580 | 1.600 | 1.620 | 1.620 | 1.606 |
| Bali | 1.497 | 1.497 | 1.524 | 1.535 | 1.415 |
| Nusa Tenggara Barat | 1.125 | 1.125 | 1.125 | 1.125 | 1.104 |
| Nusa Tenggara Timur | 2.733 | 2.733 | 2.733 | 2.733 | 2.450 |
| Kalimantan Barat | 1.532 | 1.550 | 1.550 | 1.586 | 1.455 |
| Kalimantan Tengah | 3.000 | 3.036 | 3.036 | 3.036 | 2.913 |
| Kalimantan Selatan | 2.650 | 2.650 | 2.650 | 3.000 | 2.544 |
| Kalimantan Timur | 2.646 | 2.646 | 2.646 | 2.646 | 2.441 |
| Sulawesi Utara | 1.100 | 1.100 | 1.100 | 1.100 | 1.123 |
| Sulawesi Tengah | 2.600 | 2.600 | 2.600 | 2.600 | 2.516 |
| Sulawesi Selatan | 3.000 | 3.250 | 3.250 | 3.250 | 2.938 |
| Sulawesi Tenggara | 1.667 | 1.667 | 1.667 | 1.667 | 1.600 |
| Gorontalo | 2.000 | 2.000 | 2.000 | 2.000 | 1.750 |
| Sulawesi Barat | 1.500 | 1.500 | 1.500 | 1.500 | 1.375 |
| Maluku | 1.817 | 1.233 | 1.233 | 1.233 | 1.571 |
| Maluku Utara | 1.767 | 1.767 | 1.767 | 1.767 | 1.810 |
| Papua Barat | 1.967 | 1.950 | 1.950 | 1.950 | 2.223 |
| Papua | 2.833 | 2.950 | 2.950 | 2.950 | 2.717 |
| Nasional | 2.073 | 2.083 | 2.091 | 2.102 | 2.011 |

Tabel 3.13
Harga Konsumen Pedesaan Kelompok Perumahan, 2008
Cat Kayu (Rp/Kg)

| Provinsi | Januari | Februari | Maret | April |
|--------------------------|---------------|---------------|---------------|---------------|
| (1) | (2) | (3) | (4) | (5) |
| Nanggroe Aceh Darussalam | 35.833 | 36.714 | 34.556 | 32.333 |
| Sumatera Utara | 24.088 | 24.618 | 24.353 | 25.000 |
| Sumatera Barat | 29.889 | 29.393 | 30.400 | 31.000 |
| Riau | 29.750 | 29.750 | 30.583 | 31.000 |
| Jambi | 25.500 | 25.500 | 27.167 | 27.500 |
| Sumatera Selatan | 26.357 | 25.357 | 24.938 | 24.938 |
| Bengkulu | 26.071 | 27.250 | 27.583 | 26.700 |
| Lampung | 37.455 | 37.455 | 37.455 | 37.455 |
| Bangka Belitung | 25.688 | 26.000 | 25.000 | 24.700 |
| Kepulauan Riau | 33.143 | 33.143 | 33.143 | 33.571 |
| Jawa Barat | 30.881 | 30.870 | 31.000 | 30.736 |
| Jawa Tengah | 27.431 | 27.747 | 28.199 | 29.141 |
| D. I. Yogyakarta | 30.000 | 31.000 | 31.500 | 30.958 |
| Jawa Timur | 29.304 | 30.262 | 30.537 | 31.236 |
| Banten | 26.192 | 26.250 | 27.833 | 27.955 |
| Bali | 34.250 | 33.619 | 33.952 | 34.238 |
| Nusa Tenggara Barat | 37.000 | 36.700 | 35.364 | 33.719 |
| Nusa Tenggara Timur | 25.636 | 26.733 | 26.900 | 27.607 |
| Kalimantan Barat | 34.800 | 35.833 | 34.038 | 28.958 |
| Kalimantan Tengah | 27.083 | 27.706 | 28.824 | 29.147 |
| Kalimantan Selatan | 26.575 | 26.575 | 26.825 | 27.500 |
| Kalimantan Timur | 32.889 | 32.750 | 32.533 | 30.867 |
| Sulawesi Utara | 30.333 | 30.500 | 31.042 | 31.042 |
| Sulawesi Tengah | 28.938 | 29.500 | 30.333 | 30.595 |
| Sulawesi Selatan | 24.333 | 26.636 | 27.933 | 29.500 |
| Sulawesi Tenggara | 30.353 | 31.583 | 31.926 | 31.840 |
| Gorontalo | 31.208 | 31.545 | 32.722 | 32.556 |
| Sulawesi Barat | 27.294 | 28.533 | 29.000 | 29.063 |
| Maluku | 30.433 | 30.733 | 30.800 | 30.933 |
| Maluku Utara | 36.625 | 36.625 | 37.269 | 37.292 |
| Papua Barat | 39.500 | 38.125 | 39.375 | 39.000 |
| Papua | 35.167 | 31.000 | 31.143 | 31.692 |
| Nasional | 30.313 | 30.500 | 30.757 | 30.618 |

Tabel 3.13: Lanjutan

| Provinsi | Mei | Juni | Juli | Agustus |
|--------------------------|---------------|---------------|---------------|---------------|
| (1) | (6) | (7) | (8) | (9) |
| Nanggroe Aceh Darussalam | 33.300 | 33.300 | 33.900 | 31.700 |
| Sumatera Utara | 25.000 | 25.526 | 25.895 | 26.184 |
| Sumatera Barat | 30.857 | 30.781 | 32.281 | 32.719 |
| Riau | 31.167 | 31.417 | 32.917 | 32.750 |
| Jambi | 27.792 | 28.625 | 30.125 | 30.583 |
| Sumatera Selatan | 24.938 | 24.944 | 24.944 | 25.056 |
| Bengkulu | 27.583 | 29.167 | 29.500 | 29.500 |
| Lampung | 37.455 | 37.455 | 37.455 | 37.455 |
| Bangka Belitung | 26.000 | 25.909 | 27.885 | 28.269 |
| Kepulauan Riau | 33.571 | 34.286 | 34.286 | 34.286 |
| Jawa Barat | 31.172 | 32.302 | 33.140 | 33.813 |
| Jawa Tengah | 29.349 | 30.672 | 30.608 | 30.777 |
| D. I. Yogyakarta | 31.792 | 32.875 | 32.292 | 32.292 |
| Jawa Timur | 31.486 | 32.628 | 33.253 | 33.826 |
| Banten | 29.357 | 30.738 | 31.238 | 31.024 |
| Bali | 34.682 | 35.364 | 35.591 | 35.909 |
| Nusa Tenggara Barat | 34.094 | 35.633 | 36.719 | 37.219 |
| Nusa Tenggara Timur | 27.607 | 27.269 | 28.827 | 28.788 |
| Kalimantan Barat | 29.208 | 29.500 | 29.667 | 30.667 |
| Kalimantan Tengah | 29.824 | 30.500 | 31.000 | 30.765 |
| Kalimantan Selatan | 27.643 | 28.262 | 28.452 | 28.929 |
| Kalimantan Timur | 30.933 | 31.500 | 31.500 | 31.500 |
| Sulawesi Utara | 31.042 | 31.292 | 31.292 | 31.375 |
| Sulawesi Tengah | 31.575 | 31.900 | 32.100 | 32.350 |
| Sulawesi Selatan | 30.625 | 31.063 | 31.882 | 31.733 |
| Sulawesi Tenggara | 32.583 | 33.000 | 33.195 | 33.195 |
| Gorontalo | 33.444 | 33.500 | 32.000 | 32.800 |
| Sulawesi Barat | 30.133 | 30.067 | 29.400 | 29.500 |
| Maluku | 31.167 | 31.500 | 31.567 | 34.167 |
| Maluku Utara | 34.750 | 35.250 | 35.450 | 35.975 |
| Papua Barat | 42.500 | 40.000 | 40.000 | 38.125 |
| Papua | 32.462 | 33.308 | 33.571 | 33.929 |
| Nasional | 31.097 | 31.548 | 31.935 | 32.099 |

Tabel 3.13: Lanjutan

| Provinsi | September | Oktober | November | Desember | Rata-rata |
|--------------------------|------------------|----------------|-----------------|-----------------|------------------|
| (1) | (10) | (11) | (12) | (13) | (14) |
| Nanggroe Aceh Darussalam | 32.200 | 32.200 | 34.000 | 33.857 | 33.658 |
| Sumatera Utara | 26.447 | 26.658 | 27.658 | 27.868 | 25.775 |
| Sumatera Barat | 32.056 | 32.111 | 32.639 | 32.281 | 31.367 |
| Riau | 36.000 | 36.250 | 36.000 | 36.000 | 32.799 |
| Jambi | 30.833 | 30.833 | 31.000 | 31.333 | 28.899 |
| Sumatera Selatan | 24.850 | 25.050 | 25.050 | 25.050 | 25.123 |
| Bengkulu | 30.333 | 29.400 | 29.400 | 30.333 | 28.568 |
| Lampung | 37.455 | 37.455 | 37.455 | 37.455 | 37.455 |
| Bangka Belitung | 32.538 | 35.333 | 38.429 | 38.500 | 29.521 |
| Kepulauan Riau | 38.571 | 39.000 | 39.000 | 39.571 | 35.464 |
| Jawa Barat | 34.245 | 34.500 | 34.382 | 35.337 | 32.698 |
| Jawa Tengah | 31.148 | 31.888 | 32.018 | 32.397 | 30.114 |
| D. I. Yogyakarta | 32.458 | 32.708 | 32.923 | 33.154 | 31.996 |
| Jawa Timur | 34.188 | 34.333 | 34.757 | 34.757 | 32.547 |
| Banten | 31.500 | 31.881 | 32.500 | 32.810 | 29.940 |
| Bali | 35.864 | 36.045 | 36.682 | 37.136 | 35.278 |
| Nusa Tenggara Barat | 37.969 | 37.656 | 39.594 | 39.906 | 36.798 |
| Nusa Tenggara Timur | 29.813 | 30.423 | 30.462 | 30.654 | 28.393 |
| Kalimantan Barat | 31.333 | 32.364 | 33.000 | 33.455 | 31.902 |
| Kalimantan Tengah | 30.765 | 30.912 | 30.912 | 30.912 | 29.862 |
| Kalimantan Selatan | 28.976 | 29.095 | 29.571 | 29.571 | 28.165 |
| Kalimantan Timur | 31.571 | 31.571 | 31.571 | 31.688 | 31.740 |
| Sulawesi Utara | 31.375 | 31.542 | 31.750 | 31.750 | 31.194 |
| Sulawesi Tengah | 32.450 | 32.675 | 32.675 | 33.100 | 31.516 |
| Sulawesi Selatan | 31.733 | 31.667 | 31.154 | 31.154 | 29.951 |
| Sulawesi Tenggara | 33.814 | 33.814 | 33.910 | 34.829 | 32.837 |
| Gorontalo | 33.150 | 34.731 | 35.333 | 34.500 | 33.124 |
| Sulawesi Barat | 30.367 | 30.500 | 30.567 | 30.567 | 29.582 |
| Maluku | 35.000 | 35.833 | 41.429 | 41.429 | 33.749 |
| Maluku Utara | 36.275 | 36.275 | 36.775 | 36.417 | 36.248 |
| Papua Barat | 40.000 | 40.000 | 40.000 | 39.375 | 39.667 |
| Papua | 34.143 | 34.143 | 34.077 | 34.818 | 33.288 |
| Nasional | 32.794 | 33.089 | 33.646 | 33.811 | 31.851 |

Tabel 3.14
Harga Konsumen Pedesaan Kelompok Perumahan, 2008
Cat Tembok (Rp/5 Kg)

| Provinsi | Januari | Februari | Maret | April |
|--------------------------|---------------|---------------|---------------|---------------|
| (1) | (2) | (3) | (4) | (5) |
| Nanggroe Aceh Darussalam | 46.700 | 47.300 | 43.100 | 43.300 |
| Sumatera Utara | 45.676 | 45.676 | 45.971 | 45.971 |
| Sumatera Barat | 47.554 | 47.515 | 55.603 | 55.603 |
| Riau | 45.154 | 45.154 | 45.154 | 45.154 |
| Jambi | 39.778 | 39.778 | 39.778 | 39.778 |
| Sumatera Selatan | 39.077 | 39.077 | 39.077 | 39.077 |
| Bengkulu | 37.429 | 38.667 | 39.286 | 39.286 |
| Lampung | 35.375 | 35.375 | 35.375 | 36.313 |
| Bangka Belitung | 36.444 | 35.889 | 34.100 | 34.500 |
| Kepulauan Riau | 46.200 | 46.200 | 46.700 | 46.700 |
| Jawa Barat | 47.784 | 48.977 | 48.841 | 48.966 |
| Jawa Tengah | 44.068 | 45.147 | 47.318 | 48.535 |
| D. I. Yogyakarta | 50.615 | 50.615 | 50.769 | 50.769 |
| Jawa Timur | 48.294 | 48.767 | 49.969 | 49.881 |
| Banten | 59.700 | 56.083 | 54.000 | 50.647 |
| Bali | 51.929 | 48.706 | 49.778 | 50.222 |
| Nusa Tenggara Barat | 49.031 | 49.969 | 50.844 | 50.844 |
| Nusa Tenggara Timur | 42.969 | 43.125 | 42.969 | 42.969 |
| Kalimantan Barat | 40.500 | 40.500 | 41.000 | 41.000 |
| Kalimantan Tengah | 45.000 | 47.500 | 47.889 | 43.708 |
| Kalimantan Selatan | 43.786 | 43.786 | 45.929 | 47.464 |
| Kalimantan Timur | 39.038 | 39.038 | 39.038 | 41.500 |
| Sulawesi Utara | 54.833 | 54.833 | 54.833 | 54.833 |
| Sulawesi Tengah | 26.818 | 28.267 | 28.563 | 28.750 |
| Sulawesi Selatan | 48.647 | 48.824 | 48.824 | 48.824 |
| Sulawesi Tenggara | 31.133 | 36.321 | 34.395 | 35.281 |
| Gorontalo | 34.778 | 36.444 | 35.444 | 35.444 |
| Sulawesi Barat | 31.938 | 31.077 | 39.714 | 30.923 |
| Maluku | 58.773 | 58.042 | 58.545 | 58.545 |
| Maluku Utara | 55.000 | 55.000 | 55.286 | 55.286 |
| Papua Barat | 54.500 | 54.583 | 52.500 | 52.500 |
| Papua | 47.000 | 47.556 | 57.556 | 63.667 |
| Nasional | 44.548 | 44.806 | 45.567 | 45.507 |

Tabel 3.14: Lanjutan

| Provinsi | Mei | Juni | Juli | Agustus |
|--------------------------|---------------|---------------|---------------|----------------|
| (1) | (6) | (7) | (8) | (9) |
| Nanggroe Aceh Darussalam | 44.200 | 44.900 | 45.000 | 45.000 |
| Sumatera Utara | 45.971 | 45.971 | 45.971 | 45.971 |
| Sumatera Barat | 52.984 | 54.391 | 54.641 | 58.817 |
| Riau | 45.154 | 45.154 | 45.154 | 45.154 |
| Jambi | 40.389 | 40.278 | 40.278 | 40.278 |
| Sumatera Selatan | 39.077 | 40.231 | 40.615 | 42.308 |
| Bengkulu | 39.286 | 40.286 | 41.143 | 45.714 |
| Lampung | 36.313 | 36.625 | 36.625 | 36.625 |
| Bangka Belitung | 36.500 | 36.200 | 40.500 | 40.455 |
| Kepulauan Riau | 46.700 | 47.200 | 47.200 | 47.400 |
| Jawa Barat | 49.352 | 49.830 | 50.148 | 50.239 |
| Jawa Tengah | 49.969 | 51.160 | 51.462 | 51.262 |
| D. I. Yogyakarta | 50.769 | 50.769 | 50.769 | 50.769 |
| Jawa Timur | 49.806 | 51.503 | 52.357 | 53.135 |
| Banten | 59.000 | 61.889 | 62.833 | 62.722 |
| Bali | 50.667 | 51.833 | 52.056 | 52.278 |
| Nusa Tenggara Barat | 50.844 | 50.844 | 51.281 | 51.281 |
| Nusa Tenggara Timur | 43.438 | 43.594 | 43.719 | 44.656 |
| Kalimantan Barat | 41.000 | 41.000 | 41.000 | 41.000 |
| Kalimantan Tengah | 44.250 | 44.917 | 45.583 | 45.917 |
| Kalimantan Selatan | 46.893 | 47.571 | 44.929 | 44.893 |
| Kalimantan Timur | 41.615 | 43.462 | 43.462 | 43.462 |
| Sulawesi Utara | 54.833 | 55.500 | 55.500 | 55.500 |
| Sulawesi Tengah | 28.813 | 30.969 | 31.156 | 31.781 |
| Sulawesi Selatan | 48.824 | 49.706 | 50.412 | 50.412 |
| Sulawesi Tenggara | 34.382 | 37.214 | 28.700 | 28.700 |
| Gorontalo | 35.556 | 35.556 | 35.556 | 39.650 |
| Sulawesi Barat | 43.091 | 30.300 | 38.923 | 39.269 |
| Maluku | 58.545 | 58.591 | 58.591 | 59.000 |
| Maluku Utara | 55.286 | 55.286 | 55.286 | 55.286 |
| Papua Barat | 40.333 | 40.000 | 41.167 | 39.875 |
| Papua | 59.556 | 58.444 | 61.500 | 62.000 |
| Nasional | 45.731 | 45.974 | 46.360 | 46.900 |

Tabel 3.14: Lanjutan

| Provinsi | September | Oktober | November | Desember | Rata-rata |
|--------------------------|------------------|----------------|-----------------|-----------------|------------------|
| (1) | (10) | (11) | (12) | (13) | (14) |
| Nanggroe Aceh Darussalam | 45.000 | 45.000 | 45.000 | 46.500 | 45.083 |
| Sumatera Utara | 45.971 | 45.971 | 45.971 | 45.971 | 45.922 |
| Sumatera Barat | 56.542 | 56.528 | 56.778 | 55.000 | 54.329 |
| Riau | 45.154 | 45.154 | 45.154 | 45.154 | 45.154 |
| Jambi | 40.278 | 40.278 | 40.278 | 40.278 | 40.120 |
| Sumatera Selatan | 42.615 | 42.615 | 42.615 | 42.615 | 40.750 |
| Bengkulu | 45.714 | 45.714 | 45.714 | 53.400 | 42.637 |
| Lampung | 37.188 | 38.643 | 33.833 | 33.000 | 35.941 |
| Bangka Belitung | 40.636 | 42.500 | 45.577 | 45.577 | 39.073 |
| Kepulauan Riau | 47.700 | 47.700 | 46.200 | 46.200 | 46.842 |
| Jawa Barat | 50.432 | 50.477 | 50.795 | 51.625 | 49.789 |
| Jawa Tengah | 51.583 | 52.440 | 52.701 | 53.348 | 49.916 |
| D. I. Yogyakarta | 50.769 | 50.769 | 50.769 | 50.769 | 50.744 |
| Jawa Timur | 53.517 | 53.311 | 54.399 | 54.399 | 51.611 |
| Banten | 63.944 | 66.000 | 66.667 | 67.056 | 60.878 |
| Bali | 52.389 | 52.444 | 53.167 | 53.500 | 51.581 |
| Nusa Tenggara Barat | 51.281 | 51.281 | 51.281 | 51.281 | 50.839 |
| Nusa Tenggara Timur | 44.656 | 44.781 | 44.781 | 44.938 | 43.883 |
| Kalimantan Barat | 41.000 | 41.000 | 41.000 | 41.000 | 40.917 |
| Kalimantan Tengah | 45.917 | 46.125 | 46.682 | 46.682 | 45.847 |
| Kalimantan Selatan | 45.107 | 45.107 | 45.107 | 44.643 | 45.435 |
| Kalimantan Timur | 44.346 | 44.346 | 44.346 | 44.346 | 42.333 |
| Sulawesi Utara | 55.500 | 55.500 | 55.500 | 55.500 | 55.222 |
| Sulawesi Tengah | 31.969 | 32.406 | 32.406 | 32.781 | 30.390 |
| Sulawesi Selatan | 50.412 | 50.412 | 50.118 | 50.118 | 49.627 |
| Sulawesi Tenggara | 28.950 | 28.950 | 28.950 | 30.140 | 31.926 |
| Gorontalo | 39.950 | 39.375 | 42.300 | 42.550 | 37.717 |
| Sulawesi Barat | 39.808 | 41.292 | 40.038 | 40.038 | 37.201 |
| Maluku | 59.000 | 62.000 | 62.000 | 65.000 | 59.719 |
| Maluku Utara | 55.286 | 55.286 | 55.286 | 55.286 | 55.238 |
| Papua Barat | 41.281 | 43.906 | 44.375 | 44.375 | 45.783 |
| Papua | 62.000 | 61.111 | 61.111 | 58.875 | 58.365 |
| Nasional | 47.059 | 47.451 | 47.528 | 47.873 | 46.275 |

Tabel 3.15
Harga Konsumen Pedesaan Kelompok Perumahan, 2008
Triplek (Rp/Lembar)

| Provinsi | Januari | Februari | Maret | April |
|--------------------------|---------------|---------------|---------------|---------------|
| (1) | (2) | (3) | (4) | (5) |
| Nanggroe Aceh Darussalam | 53.667 | 54.381 | 51.667 | 52.000 |
| Sumatera Utara | 45.587 | 45.587 | 45.891 | 45.891 |
| Sumatera Barat | 49.040 | 49.913 | 51.043 | 51.565 |
| Riau | 42.818 | 43.231 | 44.188 | 45.875 |
| Jambi | 45.955 | 45.538 | 46.375 | 46.656 |
| Sumatera Selatan | 41.167 | 41.167 | 41.375 | 41.375 |
| Bengkulu | 43.429 | 44.833 | 44.833 | 44.833 |
| Lampung | 47.800 | 48.600 | 47.727 | 47.909 |
| Bangka Belitung | 43.333 | 43.000 | 43.000 | 43.000 |
| Kepulauan Riau | 50.375 | 51.714 | 51.857 | 54.222 |
| Jawa Barat | 42.530 | 43.036 | 43.492 | 43.472 |
| Jawa Tengah | 44.309 | 45.579 | 45.236 | 45.055 |
| D. I. Yogyakarta | 46.500 | 44.600 | 43.941 | 45.556 |
| Jawa Timur | 43.642 | 44.005 | 45.277 | 45.571 |
| Banten | 47.306 | 46.262 | 45.432 | 44.288 |
| Bali | 52.778 | 52.029 | 53.167 | 52.409 |
| Nusa Tenggara Barat | 49.318 | 45.933 | 47.353 | 47.725 |
| Nusa Tenggara Timur | 57.700 | 58.000 | 58.080 | 60.100 |
| Kalimantan Barat | 45.200 | 45.632 | 47.652 | 48.304 |
| Kalimantan Tengah | 56.417 | 57.071 | 56.133 | 56.200 |
| Kalimantan Selatan | 42.944 | 42.944 | 43.028 | 43.028 |
| Kalimantan Timur | 46.500 | 46.500 | 46.700 | 46.700 |
| Sulawesi Utara | 54.885 | 53.731 | 54.154 | 53.500 |
| Sulawesi Tengah | 46.500 | 45.594 | 45.900 | 45.719 |
| Sulawesi Selatan | 46.000 | 46.364 | 49.125 | 49.111 |
| Sulawesi Tenggara | 52.000 | 54.361 | 50.705 | 52.643 |
| Gorontalo | 44.600 | 44.875 | 45.063 | 45.063 |
| Sulawesi Barat | 48.133 | 49.769 | 50.071 | 50.267 |
| Maluku | 52.409 | 52.409 | 51.955 | 55.269 |
| Maluku Utara | 66.071 | 66.071 | 58.813 | 58.031 |
| Papua Barat | 55.000 | 56.143 | 56.286 | 56.286 |
| Papua | 60.800 | 60.800 | 60.933 | 60.933 |
| Nasional | 48.897 | 49.052 | 48.952 | 49.330 |

Tabel 3.15: Lanjutan

| Provinsi | Mei | Juni | Juli | Agustus |
|--------------------------|---------------|---------------|---------------|---------------|
| (1) | (6) | (7) | (8) | (9) |
| Nanggroe Aceh Darussalam | 52.095 | 56.619 | 58.952 | 61.714 |
| Sumatera Utara | 45.891 | 45.891 | 45.891 | 45.891 |
| Sumatera Barat | 51.609 | 52.674 | 53.442 | 53.442 |
| Riau | 45.441 | 45.794 | 46.529 | 45.324 |
| Jambi | 47.067 | 48.625 | 49.714 | 50.357 |
| Sumatera Selatan | 41.375 | 41.375 | 41.375 | 41.375 |
| Bengkulu | 44.833 | 46.667 | 46.667 | 46.667 |
| Lampung | 48.182 | 48.364 | 48.364 | 48.364 |
| Bangka Belitung | 43.750 | 46.200 | 45.167 | 46.000 |
| Kepulauan Riau | 54.222 | 55.889 | 56.556 | 57.444 |
| Jawa Barat | 43.481 | 45.665 | 45.623 | 46.019 |
| Jawa Tengah | 45.817 | 46.396 | 46.375 | 46.856 |
| D. I. Yogyakarta | 44.857 | 45.190 | 45.737 | 46.158 |
| Jawa Timur | 45.694 | 46.616 | 47.009 | 47.185 |
| Banten | 41.750 | 42.021 | 42.479 | 43.063 |
| Bali | 51.833 | 51.848 | 51.438 | 51.788 |
| Nusa Tenggara Barat | 51.114 | 53.875 | 56.825 | 59.475 |
| Nusa Tenggara Timur | 60.700 | 61.240 | 61.870 | 63.110 |
| Kalimantan Barat | 48.500 | 49.761 | 49.935 | 50.130 |
| Kalimantan Tengah | 55.313 | 56.088 | 57.344 | 57.281 |
| Kalimantan Selatan | 43.028 | 43.028 | 43.028 | 43.028 |
| Kalimantan Timur | 46.700 | 46.700 | 46.700 | 46.700 |
| Sulawesi Utara | 52.467 | 52.438 | 51.938 | 53.733 |
| Sulawesi Tengah | 45.767 | 46.156 | 46.156 | 46.156 |
| Sulawesi Selatan | 48.917 | 49.583 | 49.650 | 49.525 |
| Sulawesi Tenggara | 50.326 | 53.050 | 54.774 | 54.721 |
| Gorontalo | 44.875 | 48.000 | 48.188 | 51.500 |
| Sulawesi Barat | 53.533 | 52.846 | 52.643 | 52.857 |
| Maluku | 55.231 | 55.654 | 55.654 | 57.500 |
| Maluku Utara | 58.208 | 58.625 | 59.458 | 59.458 |
| Papua Barat | 56.286 | 56.286 | 59.143 | 59.429 |
| Papua | 60.933 | 60.933 | 60.933 | 60.933 |
| Nasional | 49.369 | 50.316 | 50.799 | 51.350 |

Tabel 3.15: Lanjutan

| Provinsi | September | Oktober | November | Desember | Rata-rata |
|--------------------------|------------------|----------------|-----------------|-----------------|------------------|
| (1) | (10) | (11) | (12) | (13) | (14) |
| Nanggroe Aceh Darussalam | 61.714 | 61.952 | 62.190 | 61.762 | 57.393 |
| Sumatera Utara | 45.891 | 45.891 | 45.891 | 45.891 | 45.841 |
| Sumatera Barat | 53.981 | 53.115 | 53.538 | 52.667 | 52.169 |
| Riau | 48.029 | 48.147 | 47.267 | 47.462 | 45.842 |
| Jambi | 51.000 | 51.000 | 51.643 | 51.714 | 48.804 |
| Sumatera Selatan | 41.375 | 41.375 | 41.375 | 41.375 | 41.340 |
| Bengkulu | 46.667 | 46.667 | 46.667 | 44.333 | 45.591 |
| Lampung | 49.364 | 50.400 | 48.400 | 49.333 | 48.567 |
| Bangka Belitung | 46.667 | 46.667 | 54.364 | 54.364 | 46.293 |
| Kepulauan Riau | 57.750 | 80.000 | 54.400 | 54.400 | 56.569 |
| Jawa Barat | 46.336 | 46.600 | 46.693 | 47.029 | 44.998 |
| Jawa Tengah | 46.533 | 46.986 | 47.233 | 47.243 | 46.135 |
| D. I. Yogyakarta | 46.342 | 46.237 | 46.575 | 46.881 | 45.714 |
| Jawa Timur | 47.252 | 47.536 | 48.284 | 48.284 | 46.363 |
| Banten | 42.938 | 43.188 | 44.063 | 44.521 | 43.942 |
| Bali | 51.470 | 51.864 | 52.000 | 51.970 | 52.049 |
| Nusa Tenggara Barat | 59.475 | 61.250 | 61.500 | 61.350 | 54.599 |
| Nusa Tenggara Timur | 62.070 | 61.870 | 62.870 | 62.870 | 60.873 |
| Kalimantan Barat | 50.130 | 50.091 | 49.818 | 49.682 | 48.736 |
| Kalimantan Tengah | 57.281 | 58.281 | 58.156 | 58.156 | 56.977 |
| Kalimantan Selatan | 43.028 | 43.028 | 43.028 | 43.028 | 43.014 |
| Kalimantan Timur | 46.700 | 46.700 | 46.700 | 46.700 | 46.667 |
| Sulawesi Utara | 54.000 | 54.821 | 54.821 | 49.125 | 53.301 |
| Sulawesi Tengah | 46.250 | 46.969 | 46.688 | 46.594 | 46.204 |
| Sulawesi Selatan | 49.725 | 50.053 | 49.722 | 49.722 | 48.958 |
| Sulawesi Tenggara | 55.865 | 55.688 | 55.688 | 53.764 | 53.632 |
| Gorontalo | 51.688 | 50.900 | 46.750 | 46.750 | 47.354 |
| Sulawesi Barat | 52.467 | 53.067 | 53.133 | 52.600 | 51.782 |
| Maluku | 57.500 | 57.500 | 57.786 | 57.786 | 55.554 |
| Maluku Utara | 59.458 | 59.458 | 59.458 | 69.900 | 61.084 |
| Papua Barat | 70.506 | 70.333 | 70.333 | 70.333 | 61.364 |
| Papua | 60.933 | 60.933 | 60.933 | 60.933 | 60.911 |
| Nasional | 51.887 | 52.768 | 52.124 | 52.141 | 50.582 |

Tabel 3.16
Harga Konsumen Pedesaan Kelompok Perumahan, 2008
Kontrak Rumah (Rp/Tahun)

| Provinsi | Januari | Februari | Maret | April |
|--------------------------|------------------|------------------|------------------|------------------|
| (1) | (2) | (3) | (4) | (5) |
| Nanggroe Aceh Darussalam | 2.129.412 | 2.129.412 | 2.188.235 | 2.194.118 |
| Sumatera Utara | 1.298.800 | 1.406.800 | 1.325.000 | 1.325.000 |
| Sumatera Barat | 1.546.875 | 1.559.375 | 1.569.444 | 1.569.444 |
| Riau | 2.557.895 | 2.584.211 | 2.594.737 | 2.568.421 |
| Jambi | 1.712.500 | 1.742.188 | 1.904.412 | 1.862.059 |
| Sumatera Selatan | 1.278.947 | 1.382.353 | 1.277.778 | 1.168.750 |
| Bengkulu | 1.105.263 | 1.138.889 | 1.188.889 | 1.227.778 |
| Lampung | 1.253.333 | 1.253.333 | 1.253.333 | 1.253.333 |
| Bangka Belitung | 2.812.500 | 3.100.000 | 3.200.000 | 3.200.000 |
| Kepulauan Riau | 2.261.111 | 2.261.111 | 2.266.667 | 2.266.667 |
| Jawa Barat | 1.273.485 | 1.320.455 | 1.374.194 | 1.368.182 |
| Jawa Tengah | 927.711 | 950.000 | 968.132 | 973.152 |
| D. I. Yogyakarta | 1.444.231 | 1.522.917 | 1.382.143 | 1.564.583 |
| Jawa Timur | 991.011 | 992.135 | 992.697 | 993.258 |
| Banten | 2.164.706 | 2.235.294 | 2.300.000 | 2.242.105 |
| Bali | 1.059.000 | 1.125.588 | 1.680.313 | 1.699.118 |
| Nusa Tenggara Barat | 2.088.462 | 2.153.571 | 2.189.286 | 2.189.286 |
| Nusa Tenggara Timur | 1.483.810 | 1.746.087 | 1.746.087 | 2.120.909 |
| Kalimantan Barat | 2.842.500 | 2.802.778 | 2.941.667 | 2.416.667 |
| Kalimantan Tengah | 2.646.667 | 2.836.765 | 2.815.000 | 2.836.765 |
| Kalimantan Selatan | 1.286.250 | 1.361.250 | 1.361.250 | 1.361.250 |
| Kalimantan Timur | 3.410.000 | 3.591.667 | 3.546.154 | 3.592.308 |
| Sulawesi Utara | 1.531.667 | 1.545.000 | 1.545.000 | 1.545.000 |
| Sulawesi Tengah | 1.750.000 | 1.750.000 | 1.794.118 | 1.784.211 |
| Sulawesi Selatan | 1.280.000 | 1.280.000 | 1.620.833 | 1.620.833 |
| Sulawesi Tenggara | 1.680.769 | 1.680.769 | 1.680.769 | 1.680.769 |
| Gorontalo | 1.837.500 | 1.911.111 | 1.911.111 | 1.911.111 |
| Sulawesi Barat | 2.466.667 | 2.300.000 | 2.690.000 | 2.690.000 |
| Maluku | 2.416.667 | 2.416.667 | 2.472.222 | 2.511.111 |
| Maluku Utara | 3.833.333 | 3.833.333 | 3.833.333 | 3.888.889 |
| Papua Barat | 4.700.000 | 4.700.000 | 4.700.000 | 5.000.000 |
| Papua | 5.280.000 | 5.280.000 | 5.280.000 | 5.280.000 |
| Nasional | 2.073.471 | 2.121.658 | 2.174.775 | 2.184.534 |

Tabel 3.16: Lanjutan

| Provinsi | Mei | Juni | Juli | Agustus |
|--------------------------|------------------|------------------|------------------|------------------|
| (1) | (6) | (7) | (8) | (9) |
| Nanggroe Aceh Darussalam | 2.205.882 | 2.205.882 | 2.205.882 | 2.205.882 |
| Sumatera Utara | 1.325.000 | 1.323.077 | 1.338.462 | 1.434.615 |
| Sumatera Barat | 1.626.471 | 1.632.353 | 1.644.118 | 1.644.118 |
| Riau | 2.584.211 | 2.584.211 | 2.597.368 | 2.947.368 |
| Jambi | 1.832.647 | 1.979.412 | 1.979.412 | 1.821.875 |
| Sumatera Selatan | 1.168.750 | 1.247.059 | 1.288.235 | 1.288.235 |
| Bengkulu | 1.227.778 | 1.247.059 | 1.338.235 | 1.250.000 |
| Lampung | 1.253.333 | 1.253.333 | 1.253.333 | 1.253.333 |
| Bangka Belitung | 3.208.333 | 3.229.167 | 3.375.000 | 3.375.000 |
| Kepulauan Riau | 2.266.667 | 2.266.667 | 2.266.667 | 2.266.667 |
| Jawa Barat | 1.368.382 | 1.402.985 | 1.426.613 | 1.421.094 |
| Jawa Tengah | 975.326 | 994.835 | 1.000.549 | 1.013.187 |
| D. I. Yogyakarta | 1.564.583 | 1.564.583 | 1.564.583 | 1.564.583 |
| Jawa Timur | 993.258 | 1.002.247 | 1.011.798 | 1.011.798 |
| Banten | 2.242.105 | 2.242.105 | 2.242.105 | 2.242.105 |
| Bali | 1.643.611 | 1.669.118 | 1.727.941 | 1.742.647 |
| Nusa Tenggara Barat | 2.189.286 | 2.196.429 | 2.196.429 | 2.196.429 |
| Nusa Tenggara Timur | 2.269.524 | 2.269.524 | 2.314.762 | 2.314.762 |
| Kalimantan Barat | 2.410.000 | 2.410.000 | 2.443.333 | 2.443.333 |
| Kalimantan Tengah | 2.790.789 | 2.813.158 | 2.602.381 | 2.602.381 |
| Kalimantan Selatan | 1.361.250 | 1.490.625 | 1.490.625 | 1.490.625 |
| Kalimantan Timur | 3.592.308 | 3.661.538 | 3.730.769 | 3.846.154 |
| Sulawesi Utara | 1.431.818 | 1.333.333 | 1.403.333 | 1.403.333 |
| Sulawesi Tengah | 1.836.842 | 1.836.842 | 1.842.105 | 1.842.105 |
| Sulawesi Selatan | 1.662.500 | 1.662.500 | 1.725.000 | 1.725.000 |
| Sulawesi Tenggara | 1.680.769 | 1.680.769 | 1.680.769 | 1.680.769 |
| Gorontalo | 1.911.111 | 1.911.111 | 1.911.111 | 1.911.111 |
| Sulawesi Barat | 2.690.000 | 2.346.667 | 2.390.000 | 2.390.000 |
| Maluku | 2.511.111 | 2.511.111 | 2.511.111 | 2.511.111 |
| Maluku Utara | 4.250.000 | 4.250.000 | 4.375.000 | 4.375.000 |
| Papua Barat | 5.000.000 | 5.000.000 | 5.000.000 | 5.000.000 |
| Papua | 5.180.000 | 5.180.000 | 5.180.000 | 5.180.000 |
| Nasional | 2.195.426 | 2.199.928 | 2.220.532 | 2.231.082 |

Tabel 3.16: Lanjutan

| Provinsi | September | Oktober | November | Desember | Rata-rata |
|--------------------------|------------------|------------------|------------------|------------------|------------------|
| (1) | (10) | (11) | (12) | (13) | (14) |
| Nanggroe Aceh Darussalam | 2.205.882 | 2.264.706 | 2.294.118 | 2.294.118 | 2.210.294 |
| Sumatera Utara | 1.434.615 | 1.503.846 | 1.511.538 | 1.511.538 | 1.394.858 |
| Sumatera Barat | 1.758.824 | 1.758.824 | 1.858.824 | 1.893.333 | 1.671.833 |
| Riau | 2.957.895 | 2.957.895 | 2.957.895 | 2.984.211 | 2.739.693 |
| Jambi | 1.821.875 | 1.840.625 | 1.840.625 | 1.832.143 | 1.847.481 |
| Sumatera Selatan | 1.355.556 | 1.355.556 | 1.355.556 | 1.355.556 | 1.293.527 |
| Bengkulu | 1.250.000 | 1.250.000 | 1.279.412 | 1.160.714 | 1.222.001 |
| Lampung | 1.253.333 | 1.270.000 | 1.253.846 | 1.253.846 | 1.254.808 |
| Bangka Belitung | 3.375.000 | 3.375.000 | 2.860.714 | 2.860.714 | 3.164.286 |
| Kepulauan Riau | 2.266.667 | 2.266.667 | 2.266.667 | 2.266.667 | 2.265.741 |
| Jawa Barat | 1.437.692 | 1.440.476 | 1.416.667 | 1.440.909 | 1.390.928 |
| Jawa Tengah | 1.013.187 | 1.020.556 | 1.024.157 | 1.031.868 | 991.055 |
| D. I. Yogyakarta | 1.564.583 | 1.564.583 | 1.585.417 | 1.585.417 | 1.539.351 |
| Jawa Timur | 1.011.798 | 1.011.798 | 1.023.876 | 1.023.876 | 1.004.963 |
| Banten | 2.242.105 | 2.242.105 | 2.294.737 | 2.310.526 | 2.250.000 |
| Bali | 1.845.000 | 1.845.000 | 1.845.000 | 1.845.000 | 1.643.945 |
| Nusa Tenggara Barat | 2.192.857 | 2.339.286 | 2.339.286 | 2.339.286 | 2.217.491 |
| Nusa Tenggara Timur | 2.314.762 | 2.321.905 | 2.314.762 | 2.375.500 | 2.132.699 |
| Kalimantan Barat | 2.443.333 | 2.634.375 | 2.634.375 | 2.668.750 | 2.590.926 |
| Kalimantan Tengah | 2.602.381 | 2.602.381 | 2.602.381 | 2.616.667 | 2.697.310 |
| Kalimantan Selatan | 1.490.625 | 1.358.333 | 1.728.571 | 1.966.667 | 1.478.943 |
| Kalimantan Timur | 3.923.077 | 3.961.538 | 3.961.538 | 3.961.538 | 3.731.549 |
| Sulawesi Utara | 1.403.542 | 1.403.542 | 1.403.542 | 2.007.083 | 1.496.349 |
| Sulawesi Tengah | 1.852.632 | 1.968.421 | 1.968.421 | 1.981.579 | 1.850.606 |
| Sulawesi Selatan | 1.725.000 | 1.725.000 | 1.570.000 | 1.570.000 | 1.597.222 |
| Sulawesi Tenggara | 1.680.769 | 1.680.769 | 1.680.769 | 1.680.769 | 1.680.769 |
| Gorontalo | 1.855.556 | 2.227.273 | 2.227.273 | 2.227.273 | 1.979.388 |
| Sulawesi Barat | 2.462.500 | 2.462.500 | 2.462.500 | 2.462.500 | 2.484.444 |
| Maluku | 2.511.111 | 2.511.111 | 2.511.111 | 2.511.111 | 2.492.130 |
| Maluku Utara | 4.375.000 | 4.375.000 | 4.375.000 | 4.375.000 | 4.178.241 |
| Papua Barat | 5.000.000 | 5.000.000 | 5.000.000 | 5.000.000 | 4.925.000 |
| Papua | 5.180.000 | 5.180.000 | 5.180.000 | 5.180.000 | 5.213.333 |
| Nasional | 2.243.974 | 2.272.471 | 2.269.643 | 2.299.192 | 2.207.224 |

Tabel 3.17
Harga Konsumen Pedesaan Kelompok Perumahan, 2008
Sewa Rumah (Rp/Bulan)

| Provinsi | Januari | Februari | Maret | April |
|--------------------------|----------------|----------------|----------------|----------------|
| (1) | (2) | (3) | (4) | (5) |
| Nanggroe Aceh Darussalam | 153.462 | 153.462 | 161.154 | 168.846 |
| Sumatera Utara | 127.895 | 127.895 | 129.474 | 130.526 |
| Sumatera Barat | 189.167 | 191.250 | 199.583 | 199.583 |
| Riau | 225.455 | 227.273 | 227.273 | 227.273 |
| Jambi | 148.214 | 143.333 | 138.750 | 132.625 |
| Sumatera Selatan | 103.611 | 108.750 | 99.412 | 105.294 |
| Bengkulu | 102.333 | 100.333 | 100.333 | 100.333 |
| Lampung | 131.154 | 129.231 | 129.231 | 129.231 |
| Bangka Belitung | 291.667 | 293.750 | 293.750 | 293.750 |
| Kepulauan Riau | 220.455 | 220.455 | 220.455 | 220.455 |
| Jawa Barat | 146.780 | 146.393 | 148.684 | 147.500 |
| Jawa Tengah | 143.039 | 169.018 | 147.727 | 148.125 |
| D. I. Yogyakarta | 100.000 | 100.000 | 100.000 | 100.000 |
| Jawa Timur | 116.250 | 117.321 | 116.875 | 115.089 |
| Banten | 236.389 | 245.556 | 246.944 | 249.722 |
| Bali | 113.875 | 108.263 | 126.684 | 130.350 |
| Nusa Tenggara Barat | 192.857 | 192.857 | 192.857 | 192.857 |
| Nusa Tenggara Timur | 137.250 | 146.667 | 149.091 | 149.091 |
| Kalimantan Barat | 225.357 | 227.857 | 222.667 | 226.000 |
| Kalimantan Tengah | 276.176 | 278.000 | 278.333 | 281.667 |
| Kalimantan Selatan | 149.444 | 152.222 | 152.222 | 152.222 |
| Kalimantan Timur | 264.773 | 280.682 | 280.682 | 283.864 |
| Sulawesi Utara | 100.333 | 100.333 | 100.333 | 110.333 |
| Sulawesi Tengah | 132.059 | 133.529 | 135.625 | 137.778 |
| Sulawesi Selatan | 107.143 | 107.143 | 120.000 | 120.000 |
| Sulawesi Tenggara | 194.091 | 182.727 | 184.545 | 184.545 |
| Gorontalo | 184.091 | 184.091 | 188.636 | 188.636 |
| Sulawesi Barat | 215.385 | 215.385 | 215.769 | 215.769 |
| Maluku | 203.846 | 209.615 | 209.615 | 213.462 |
| Maluku Utara | 338.889 | 338.889 | 322.727 | 327.273 |
| Papua Barat | 511.111 | 511.111 | 511.111 | 511.111 |
| Papua | 463.889 | 463.889 | 466.667 | 466.667 |
| Nasional | 195.201 | 197.103 | 197.413 | 198.749 |

Tabel 3.17: Lanjutan

| Provinsi | Mei | Juni | Juli | Agustus |
|--------------------------|----------------|----------------|----------------|----------------|
| (1) | (6) | (7) | (8) | (9) |
| Nanggroe Aceh Darussalam | 174.231 | 175.000 | 175.000 | 178.077 |
| Sumatera Utara | 130.526 | 130.526 | 133.158 | 135.263 |
| Sumatera Barat | 199.583 | 220.417 | 220.417 | 221.667 |
| Riau | 236.136 | 238.409 | 240.000 | 287.273 |
| Jambi | 132.625 | 142.000 | 142.000 | 150.857 |
| Sumatera Selatan | 105.294 | 177.222 | 180.556 | 180.556 |
| Bengkulu | 102.667 | 104.333 | 116.000 | 112.667 |
| Lampung | 129.231 | 129.231 | 129.231 | 129.231 |
| Bangka Belitung | 315.000 | 300.000 | 336.364 | 336.364 |
| Kepulauan Riau | 220.455 | 220.455 | 220.455 | 220.455 |
| Jawa Barat | 146.271 | 149.000 | 152.963 | 154.643 |
| Jawa Tengah | 148.571 | 136.107 | 136.764 | 138.127 |
| D. I. Yogyakarta | 100.000 | 100.000 | 100.000 | 100.000 |
| Jawa Timur | 117.143 | 118.036 | 118.750 | 118.750 |
| Banten | 249.722 | 249.722 | 251.111 | 253.889 |
| Bali | 128.905 | 138.647 | 144.833 | 144.833 |
| Nusa Tenggara Barat | 192.857 | 192.857 | 192.857 | 192.857 |
| Nusa Tenggara Timur | 157.143 | 158.750 | 167.368 | 167.368 |
| Kalimantan Barat | 226.000 | 226.000 | 226.000 | 226.000 |
| Kalimantan Tengah | 273.500 | 285.263 | 268.095 | 268.095 |
| Kalimantan Selatan | 152.222 | 157.778 | 155.556 | 154.444 |
| Kalimantan Timur | 283.864 | 282.955 | 285.227 | 289.773 |
| Sulawesi Utara | 107.000 | 102.667 | 110.000 | 110.000 |
| Sulawesi Tengah | 137.778 | 137.778 | 138.056 | 138.056 |
| Sulawesi Selatan | 125.000 | 125.000 | 129.000 | 133.000 |
| Sulawesi Tenggara | 184.545 | 184.545 | 184.545 | 184.545 |
| Gorontalo | 188.636 | 188.636 | 188.636 | 188.636 |
| Sulawesi Barat | 215.769 | 220.769 | 223.692 | 221.154 |
| Maluku | 209.615 | 213.462 | 213.462 | 213.462 |
| Maluku Utara | 327.273 | 327.273 | 340.909 | 340.909 |
| Papua Barat | 511.111 | 522.222 | 544.444 | 544.444 |
| Papua | 466.667 | 466.667 | 466.667 | 466.667 |
| Nasional | 199.854 | 203.804 | 207.254 | 209.439 |

Tabel 3.17: Lanjutan

| Provinsi | September | Oktober | November | Desember | Rata-rata |
|--------------------------|------------------|----------------|-----------------|-----------------|------------------|
| (1) | (10) | (11) | (12) | (13) | (14) |
| Nanggroe Aceh Darussalam | 178.077 | 185.769 | 195.769 | 160.556 | 171.617 |
| Sumatera Utara | 135.263 | 135.263 | 137.895 | 137.895 | 132.632 |
| Sumatera Barat | 187.273 | 177.917 | 189.167 | 199.500 | 199.627 |
| Riau | 288.182 | 290.455 | 290.455 | 290.455 | 255.720 |
| Jambi | 150.857 | 150.857 | 160.538 | 155.500 | 145.680 |
| Sumatera Selatan | 114.706 | 114.706 | 114.706 | 114.706 | 126.626 |
| Bengkulu | 112.667 | 112.667 | 114.333 | 114.333 | 107.750 |
| Lampung | 130.000 | 129.231 | 129.231 | 129.231 | 129.455 |
| Bangka Belitung | 316.667 | 316.667 | 250.500 | 250.500 | 299.581 |
| Kepulauan Riau | 220.455 | 220.455 | 220.455 | 220.455 | 220.455 |
| Jawa Barat | 149.259 | 149.231 | 148.269 | 150.111 | 149.092 |
| Jawa Tengah | 138.218 | 144.036 | 146.830 | 144.321 | 145.074 |
| D. I. Yogyakarta | 100.000 | 100.000 | 112.500 | 112.500 | 102.083 |
| Jawa Timur | 118.750 | 118.839 | 120.491 | 121.773 | 118.172 |
| Banten | 253.889 | 253.889 | 259.444 | 259.444 | 250.810 |
| Bali | 145.750 | 173.444 | 168.789 | 168.789 | 141.097 |
| Nusa Tenggara Barat | 207.143 | 192.857 | 192.857 | 192.857 | 194.048 |
| Nusa Tenggara Timur | 161.500 | 169.000 | 164.737 | 169.444 | 158.117 |
| Kalimantan Barat | 226.000 | 243.571 | 243.571 | 244.643 | 230.306 |
| Kalimantan Tengah | 270.476 | 270.476 | 270.476 | 270.952 | 274.293 |
| Kalimantan Selatan | 154.444 | 159.722 | 159.722 | 159.722 | 154.977 |
| Kalimantan Timur | 298.864 | 298.864 | 298.864 | 298.864 | 287.273 |
| Sulawesi Utara | 110.000 | 110.000 | 110.000 | 110.000 | 106.750 |
| Sulawesi Tengah | 138.056 | 142.222 | 144.444 | 145.556 | 138.411 |
| Sulawesi Selatan | 133.000 | 133.000 | 137.500 | 137.500 | 125.607 |
| Sulawesi Tenggara | 184.545 | 184.545 | 184.545 | 184.545 | 185.189 |
| Gorontalo | 188.636 | 188.636 | 188.636 | 188.636 | 187.879 |
| Sulawesi Barat | 222.692 | 222.692 | 222.692 | 222.692 | 219.538 |
| Maluku | 213.462 | 213.462 | 213.462 | 213.462 | 211.699 |
| Maluku Utara | 340.909 | 340.909 | 340.909 | 355.000 | 336.822 |
| Papua Barat | 544.444 | 544.444 | 544.444 | 544.444 | 528.704 |
| Papua | 466.667 | 466.667 | 466.667 | 466.667 | 466.204 |
| Nasional | 206.277 | 207.953 | 207.591 | 207.345 | 203.165 |

Tabel 3.18
Harga Konsumen Pedesaan Kelompok Perumahan, 2008
Paku (Rp/Kg)

| Provinsi | Januari | Februari | Maret | April |
|--------------------------|---------------|---------------|---------------|---------------|
| (1) | (2) | (3) | (4) | (5) |
| Nanggroe Aceh Darussalam | 11.458 | 12.130 | 12.125 | 12.520 |
| Sumatera Utara | 11.095 | 12.179 | 12.378 | 12.378 |
| Sumatera Barat | 12.189 | 12.892 | 13.044 | 13.250 |
| Riau | 11.074 | 11.370 | 12.214 | 12.571 |
| Jambi | 11.938 | 12.531 | 12.472 | 12.806 |
| Sumatera Selatan | 10.896 | 11.386 | 11.885 | 12.458 |
| Bengkulu | 11.100 | 12.789 | 13.475 | 13.950 |
| Lampung | 10.848 | 11.167 | 11.229 | 11.300 |
| Bangka Belitung | 12.375 | 12.650 | 12.650 | 13.000 |
| Kepulauan Riau | 10.500 | 10.313 | 11.063 | 11.800 |
| Jawa Barat | 9.907 | 10.199 | 10.811 | 11.001 |
| Jawa Tengah | 10.727 | 11.141 | 11.709 | 12.207 |
| D. I. Yogyakarta | 9.478 | 9.920 | 11.150 | 11.793 |
| Jawa Timur | 9.793 | 10.920 | 11.489 | 11.760 |
| Banten | 11.804 | 12.460 | 12.900 | 13.111 |
| Bali | 11.851 | 12.689 | 14.038 | 14.795 |
| Nusa Tenggara Barat | 11.381 | 12.904 | 13.089 | 13.276 |
| Nusa Tenggara Timur | 13.633 | 13.985 | 14.851 | 15.625 |
| Kalimantan Barat | 11.788 | 12.653 | 13.763 | 14.211 |
| Kalimantan Tengah | 11.957 | 11.696 | 12.542 | 12.875 |
| Kalimantan Selatan | 9.974 | 10.658 | 12.167 | 12.383 |
| Kalimantan Timur | 12.130 | 12.732 | 13.839 | 13.589 |
| Sulawesi Utara | 12.425 | 13.455 | 14.432 | 14.271 |
| Sulawesi Tengah | 12.512 | 13.155 | 13.341 | 13.780 |
| Sulawesi Selatan | 10.938 | 11.565 | 12.700 | 13.133 |
| Sulawesi Tenggara | 14.270 | 15.472 | 15.902 | 15.923 |
| Gorontalo | 13.300 | 14.000 | 16.750 | 16.321 |
| Sulawesi Barat | 12.760 | 13.913 | 14.920 | 15.696 |
| Maluku | 14.518 | 14.518 | 14.661 | 15.017 |
| Maluku Utara | 16.548 | 16.548 | 16.904 | 16.977 |
| Papua Barat | 15.467 | 14.100 | 14.500 | 14.500 |
| Papua | 14.273 | 16.250 | 15.882 | 16.200 |
| Nasional | 12.028 | 12.636 | 13.277 | 13.577 |

Tabel 3.18: Lanjutan

| Provinsi | Mei | Juni | Juli | Agustus |
|--------------------------|---------------|---------------|---------------|----------------|
| (1) | (6) | (7) | (8) | (9) |
| Nanggroe Aceh Darussalam | 12.760 | 15.654 | 16.115 | 15.962 |
| Sumatera Utara | 12.784 | 13.447 | 14.385 | 15.051 |
| Sumatera Barat | 13.809 | 14.929 | 16.186 | 16.357 |
| Riau | 13.393 | 14.679 | 15.179 | 15.714 |
| Jambi | 13.132 | 14.921 | 15.237 | 16.917 |
| Sumatera Selatan | 12.458 | 12.542 | 13.240 | 13.080 |
| Bengkulu | 14.095 | 14.714 | 14.810 | 15.429 |
| Lampung | 12.020 | 13.060 | 13.280 | 13.280 |
| Bangka Belitung | 13.591 | 13.295 | 14.659 | 15.295 |
| Kepulauan Riau | 12.200 | 14.000 | 14.000 | 14.067 |
| Jawa Barat | 11.513 | 12.977 | 13.733 | 14.371 |
| Jawa Tengah | 12.394 | 13.965 | 14.522 | 14.789 |
| D. I. Yogyakarta | 12.517 | 13.650 | 13.552 | 14.069 |
| Jawa Timur | 12.097 | 13.509 | 14.278 | 14.345 |
| Banten | 13.722 | 14.815 | 15.759 | 15.852 |
| Bali | 14.987 | 16.115 | 16.461 | 17.000 |
| Nusa Tenggara Barat | 14.103 | 15.500 | 16.815 | 16.815 |
| Nusa Tenggara Timur | 15.951 | 16.500 | 17.375 | 17.588 |
| Kalimantan Barat | 14.816 | 15.526 | 15.947 | 16.211 |
| Kalimantan Tengah | 13.542 | 14.240 | 14.880 | 15.320 |
| Kalimantan Selatan | 12.691 | 13.274 | 13.310 | 13.352 |
| Kalimantan Timur | 13.589 | 14.093 | 14.093 | 14.074 |
| Sulawesi Utara | 14.604 | 14.813 | 15.229 | 15.396 |
| Sulawesi Tengah | 14.024 | 15.256 | 15.476 | 15.476 |
| Sulawesi Selatan | 13.733 | 15.967 | 17.344 | 18.190 |
| Sulawesi Tenggara | 16.077 | 17.343 | 17.875 | 18.156 |
| Gorontalo | 16.607 | 18.567 | 20.594 | 20.719 |
| Sulawesi Barat | 16.130 | 16.826 | 17.261 | 18.087 |
| Maluku | 15.018 | 16.362 | 16.672 | 16.500 |
| Maluku Utara | 16.619 | 17.190 | 17.571 | 17.571 |
| Papua Barat | 15.400 | 17.100 | 19.273 | 19.636 |
| Papua | 17.313 | 17.611 | 17.950 | 17.950 |
| Nasional | 13.990 | 15.076 | 15.721 | 16.019 |

Tabel 3.18: Lanjutan

| Provinsi | September | Oktober | November | Desember | Rata-rata |
|--------------------------|------------------|----------------|-----------------|-----------------|------------------|
| (1) | (10) | (11) | (12) | (13) | (14) |
| Nanggroe Aceh Darussalam | 15.885 | 15.885 | 15.654 | 15.682 | 14.319 |
| Sumatera Utara | 15.513 | 15.410 | 15.231 | 15.000 | 13.738 |
| Sumatera Barat | 16.843 | 17.264 | 16.750 | 16.469 | 14.998 |
| Riau | 15.903 | 15.971 | 16.692 | 16.583 | 14.279 |
| Jambi | 16.917 | 16.694 | 16.941 | 16.529 | 14.753 |
| Sumatera Selatan | 14.107 | 14.071 | 14.357 | 14.536 | 12.918 |
| Bengkulu | 15.667 | 15.762 | 15.952 | 16.375 | 14.510 |
| Lampung | 13.140 | 13.065 | 12.262 | 12.500 | 12.263 |
| Bangka Belitung | 15.381 | 15.286 | 16.438 | 17.380 | 14.333 |
| Kepulauan Riau | 14.133 | 14.313 | 14.313 | 14.615 | 12.943 |
| Jawa Barat | 14.191 | 14.318 | 14.177 | 14.546 | 12.645 |
| Jawa Tengah | 15.031 | 14.950 | 14.667 | 14.323 | 13.369 |
| D. I. Yogyakarta | 13.638 | 13.550 | 13.400 | 13.367 | 12.507 |
| Jawa Timur | 14.387 | 14.087 | 13.791 | 13.791 | 12.854 |
| Banten | 15.926 | 15.852 | 15.556 | 15.741 | 14.458 |
| Bali | 16.859 | 16.772 | 16.644 | 16.462 | 15.389 |
| Nusa Tenggara Barat | 18.000 | 17.778 | 17.667 | 17.630 | 15.413 |
| Nusa Tenggara Timur | 17.738 | 17.988 | 18.050 | 18.382 | 16.472 |
| Kalimantan Barat | 16.263 | 17.658 | 17.447 | 17.000 | 15.274 |
| Kalimantan Tengah | 15.484 | 15.324 | 15.324 | 15.244 | 14.036 |
| Kalimantan Selatan | 14.019 | 14.339 | 14.268 | 14.152 | 12.882 |
| Kalimantan Timur | 14.685 | 14.574 | 14.574 | 14.574 | 13.879 |
| Sulawesi Utara | 15.396 | 15.595 | 16.286 | 16.786 | 14.891 |
| Sulawesi Tengah | 15.695 | 15.939 | 15.841 | 15.805 | 14.692 |
| Sulawesi Selatan | 17.914 | 17.517 | 17.577 | 18.077 | 15.388 |
| Sulawesi Tenggara | 18.531 | 18.250 | 18.250 | 18.769 | 17.068 |
| Gorontalo | 20.969 | 22.075 | 21.088 | 20.824 | 18.484 |
| Sulawesi Barat | 18.136 | 18.409 | 17.955 | 18.182 | 16.523 |
| Maluku | 16.500 | 16.769 | 17.462 | 17.462 | 15.955 |
| Maluku Utara | 18.048 | 18.452 | 18.452 | 19.083 | 17.497 |
| Papua Barat | 19.636 | 19.636 | 19.636 | 19.273 | 17.346 |
| Papua | 17.950 | 18.250 | 18.611 | 19.667 | 17.326 |
| Nasional | 16.203 | 16.306 | 16.291 | 16.400 | 14.794 |

Tabel 3.19
Harga Konsumen Pedesaan Kelompok Perumahan, 2008
Keramik (Rp/M²)

| Provinsi | Januari | Februari | Maret | April |
|--------------------------|---------------|---------------|---------------|---------------|
| (1) | (2) | (3) | (4) | (5) |
| Nanggroe Aceh Darussalam | 50.500 | 52.000 | 53.417 | 51.909 |
| Sumatera Utara | 46.146 | 46.327 | 46.457 | 46.457 |
| Sumatera Barat | 45.333 | 45.333 | 47.100 | 46.864 |
| Riau | 47.583 | 47.583 | 47.583 | 47.583 |
| Jambi | 40.500 | 39.300 | 40.500 | 40.500 |
| Sumatera Selatan | 43.300 | 43.889 | 44.083 | 44.000 |
| Bengkulu | 37.000 | 37.000 | 37.000 | 37.000 |
| Lampung | 38.375 | 39.214 | 36.750 | 36.909 |
| Bangka Belitung | 46.375 | 46.875 | 46.875 | 47.750 |
| Kepulauan Riau | 51.667 | 51.667 | 51.667 | 51.667 |
| Jawa Barat | 30.500 | 30.051 | 29.757 | 29.378 |
| Jawa Tengah | 30.646 | 30.430 | 30.239 | 30.263 |
| D. I. Yogyakarta | 32.125 | 34.417 | 33.250 | 32.563 |
| Jawa Timur | 31.421 | 32.821 | 33.540 | 33.149 |
| Banten | 30.781 | 30.853 | 30.794 | 30.477 |
| Bali | 33.679 | 34.150 | 33.119 | 33.523 |
| Nusa Tenggara Barat | 35.857 | 35.300 | 35.900 | 37.115 |
| Nusa Tenggara Timur | 55.063 | 55.063 | 55.063 | 55.063 |
| Kalimantan Barat | 44.133 | 45.308 | 47.571 | 47.000 |
| Kalimantan Tengah | 51.625 | 51.667 | 48.800 | 48.417 |
| Kalimantan Selatan | 37.800 | 37.417 | 37.786 | 36.833 |
| Kalimantan Timur | 52.538 | 51.367 | 50.265 | 50.559 |
| Sulawesi Utara | 38.750 | 39.417 | 38.750 | 38.929 |
| Sulawesi Tengah | 41.929 | 41.929 | 42.400 | 43.400 |
| Sulawesi Selatan | 37.167 | 35.450 | 35.409 | 35.833 |
| Sulawesi Tenggara | 40.400 | 42.800 | 43.250 | 43.091 |
| Gorontalo | 41.250 | 40.357 | 39.500 | 39.500 |
| Sulawesi Barat | 38.409 | 39.227 | 40.250 | 39.667 |
| Maluku | 55.714 | 55.714 | 56.250 | 55.000 |
| Maluku Utara | 48.889 | 48.889 | 49.091 | 50.556 |
| Papua Barat | 62.750 | 62.750 | 62.750 | 62.750 |
| Papua | 43.500 | 46.833 | 42.600 | 42.500 |
| Nasional | 42.553 | 42.856 | 42.743 | 42.694 |

Tabel 3.19: Lanjutan

| Provinsi | Mei | Juni | Juli | Agustus |
|--------------------------|---------------|---------------|---------------|----------------|
| (1) | (6) | (7) | (8) | (9) |
| Nanggroe Aceh Darussalam | 53.636 | 54.909 | 55.636 | 54.727 |
| Sumatera Utara | 46.500 | 45.533 | 45.967 | 46.100 |
| Sumatera Barat | 48.250 | 48.600 | 48.800 | 48.455 |
| Riau | 47.583 | 47.583 | 47.583 | 47.583 |
| Jambi | 41.700 | 41.700 | 43.375 | 43.375 |
| Sumatera Selatan | 44.000 | 44.545 | 44.333 | 44.083 |
| Bengkulu | 37.000 | 38.000 | 38.000 | 38.000 |
| Lampung | 37.364 | 37.727 | 37.727 | 37.727 |
| Bangka Belitung | 48.750 | 47.000 | 47.500 | 46.800 |
| Kepulauan Riau | 51.667 | 51.667 | 51.667 | 51.667 |
| Jawa Barat | 29.602 | 30.233 | 30.679 | 30.269 |
| Jawa Tengah | 30.559 | 31.284 | 31.402 | 31.208 |
| D. I. Yogyakarta | 33.031 | 33.531 | 33.656 | 33.853 |
| Jawa Timur | 33.429 | 34.014 | 34.657 | 34.641 |
| Banten | 30.375 | 31.450 | 31.550 | 32.150 |
| Bali | 33.886 | 34.614 | 34.413 | 34.818 |
| Nusa Tenggara Barat | 37.536 | 38.577 | 40.875 | 40.875 |
| Nusa Tenggara Timur | 55.063 | 55.063 | 55.063 | 55.063 |
| Kalimantan Barat | 47.208 | 47.875 | 48.292 | 48.292 |
| Kalimantan Tengah | 49.000 | 51.364 | 51.700 | 51.850 |
| Kalimantan Selatan | 36.944 | 38.250 | 38.500 | 38.125 |
| Kalimantan Timur | 51.289 | 51.786 | 51.810 | 52.048 |
| Sulawesi Utara | 38.929 | 39.786 | 39.786 | 40.333 |
| Sulawesi Tengah | 43.333 | 43.917 | 43.917 | 43.917 |
| Sulawesi Selatan | 36.000 | 38.400 | 38.367 | 37.542 |
| Sulawesi Tenggara | 43.364 | 43.150 | 44.625 | 43.667 |
| Gorontalo | 39.500 | 39.857 | 41.000 | 41.714 |
| Sulawesi Barat | 40.125 | 39.792 | 40.154 | 40.654 |
| Maluku | 55.409 | 56.136 | 55.409 | 55.409 |
| Maluku Utara | 52.143 | 52.143 | 52.143 | 52.143 |
| Papua Barat | 64.125 | 64.125 | 65.000 | 65.000 |
| Papua | 42.100 | 50.929 | 52.688 | 52.938 |
| Nasional | 43.106 | 43.861 | 44.258 | 44.220 |

Tabel 3.19: Lanjutan

| Provinsi | September | Oktober | November | Desember | Rata-rata |
|--------------------------|------------------|----------------|-----------------|-----------------|------------------|
| (1) | (10) | (11) | (12) | (13) | (14) |
| Nanggroe Aceh Darussalam | 54.364 | 55.000 | 55.545 | 53.714 | 53.780 |
| Sumatera Utara | 46.567 | 46.300 | 47.321 | 47.750 | 46.452 |
| Sumatera Barat | 49.667 | 48.769 | 49.000 | 49.455 | 47.969 |
| Riau | 47.583 | 47.583 | 47.583 | 47.583 | 47.583 |
| Jambi | 43.500 | 43.500 | 43.500 | 43.500 | 42.079 |
| Sumatera Selatan | 44.500 | 44.417 | 45.250 | 45.250 | 44.304 |
| Bengkulu | 38.000 | 38.000 | 38.000 | 42.500 | 37.958 |
| Lampung | 37.727 | 38.600 | 40.000 | 40.000 | 38.177 |
| Bangka Belitung | 47.000 | 47.300 | 49.545 | 49.545 | 47.610 |
| Kepulauan Riau | 51.667 | 51.667 | 51.667 | 51.667 | 51.667 |
| Jawa Barat | 30.592 | 31.824 | 31.514 | 31.882 | 30.524 |
| Jawa Tengah | 31.555 | 31.952 | 32.115 | 32.223 | 31.156 |
| D. I. Yogyakarta | 33.853 | 33.853 | 33.806 | 33.722 | 33.472 |
| Jawa Timur | 34.782 | 34.894 | 34.574 | 34.574 | 33.875 |
| Banten | 32.050 | 32.250 | 32.650 | 32.850 | 31.519 |
| Bali | 34.543 | 34.804 | 35.239 | 35.783 | 34.381 |
| Nusa Tenggara Barat | 40.875 | 40.875 | 41.125 | 41.292 | 38.850 |
| Nusa Tenggara Timur | 55.063 | 55.063 | 55.063 | 55.063 | 55.063 |
| Kalimantan Barat | 48.542 | 49.375 | 49.375 | 48.542 | 47.626 |
| Kalimantan Tengah | 52.188 | 52.375 | 52.375 | 52.375 | 51.145 |
| Kalimantan Selatan | 37.778 | 38.450 | 38.950 | 36.400 | 37.769 |
| Kalimantan Timur | 51.900 | 52.524 | 52.571 | 53.286 | 51.828 |
| Sulawesi Utara | 40.333 | 43.833 | 43.833 | 45.800 | 40.707 |
| Sulawesi Tengah | 43.917 | 44.250 | 44.125 | 44.125 | 43.430 |
| Sulawesi Selatan | 37.542 | 37.769 | 36.550 | 36.833 | 36.905 |
| Sulawesi Tenggara | 43.667 | 43.667 | 43.667 | 46.667 | 43.501 |
| Gorontalo | 40.643 | 43.500 | 43.333 | 44.222 | 41.198 |
| Sulawesi Barat | 41.792 | 41.750 | 41.750 | 43.455 | 40.585 |
| Maluku | 56.773 | 56.773 | 56.773 | 56.773 | 56.011 |
| Maluku Utara | 52.143 | 52.143 | 53.214 | 54.400 | 51.491 |
| Papua Barat | 66.500 | 65.625 | 65.625 | 65.625 | 64.385 |
| Papua | 52.938 | 54.813 | 54.643 | 51.071 | 48.963 |
| Nasional | 44.392 | 44.797 | 45.009 | 45.248 | 43.811 |

Tabel 3.20
Harga Konsumen Pedesaan Kelompok Perumahan, 2008
Upah Tukang Bukan Mandor (Rp/Org/Hari)

| Provinsi | Januari | Februari | Maret | April |
|--------------------------|---------------|---------------|---------------|---------------|
| (1) | (2) | (3) | (4) | (5) |
| Nanggroe Aceh Darussalam | 47.273 | 47.500 | 46.944 | 49.250 |
| Sumatera Utara | 44.615 | 45.128 | 45.897 | 46.538 |
| Sumatera Barat | 41.500 | 41.833 | 42.857 | 43.214 |
| Riau | 47.381 | 47.857 | 48.043 | 48.043 |
| Jambi | 44.286 | 47.188 | 47.188 | 47.188 |
| Sumatera Selatan | 37.063 | 39.375 | 39.423 | 40.269 |
| Bengkulu | 35.000 | 35.625 | 36.875 | 37.500 |
| Lampung | 32.500 | 32.500 | 32.500 | 32.500 |
| Bangka Belitung | 53.214 | 53.214 | 56.250 | 56.250 |
| Kepulauan Riau | 46.429 | 47.083 | 47.083 | 48.333 |
| Jawa Barat | 36.531 | 36.330 | 36.655 | 36.816 |
| Jawa Tengah | 28.393 | 28.424 | 28.649 | 29.028 |
| D. I. Yogyakarta | 28.318 | 28.091 | 28.333 | 28.667 |
| Jawa Timur | 29.482 | 29.751 | 30.003 | 30.236 |
| Banten | 35.813 | 36.795 | 38.386 | 38.313 |
| Bali | 37.833 | 38.281 | 38.939 | 38.939 |
| Nusa Tenggara Barat | 33.409 | 33.409 | 33.636 | 33.636 |
| Nusa Tenggara Timur | 31.354 | 31.563 | 31.979 | 32.313 |
| Kalimantan Barat | 47.069 | 47.241 | 49.500 | 50.167 |
| Kalimantan Tengah | 47.750 | 47.750 | 47.750 | 47.750 |
| Kalimantan Selatan | 41.471 | 42.353 | 42.381 | 42.609 |
| Kalimantan Timur | 52.955 | 53.636 | 53.864 | 54.545 |
| Sulawesi Utara | 43.333 | 43.571 | 45.000 | 45.000 |
| Sulawesi Tengah | 37.045 | 37.197 | 37.984 | 38.583 |
| Sulawesi Selatan | 36.500 | 36.500 | 36.000 | 36.750 |
| Sulawesi Tenggara | 35.750 | 36.389 | 36.389 | 36.389 |
| Gorontalo | 38.333 | 38.333 | 38.750 | 38.750 |
| Sulawesi Barat | 31.389 | 32.222 | 32.778 | 34.375 |
| Maluku | 48.636 | 48.636 | 48.636 | 48.636 |
| Maluku Utara | 52.222 | 52.222 | 52.222 | 52.222 |
| Papua Barat | 60.714 | 61.071 | 61.071 | 61.071 |
| Papua | 59.800 | 63.400 | 66.800 | 66.200 |
| Nasional | 41.355 | 41.890 | 42.461 | 42.815 |

Tabel 3.20: Lanjutan

| Provinsi | Mei | Juni | Juli | Agustus |
|--------------------------|---------------|---------------|---------------|---------------|
| (1) | (6) | (7) | (8) | (9) |
| Nanggroe Aceh Darussalam | 49.250 | 49.750 | 49.750 | 50.000 |
| Sumatera Utara | 46.538 | 48.205 | 49.103 | 49.103 |
| Sumatera Barat | 42.679 | 42.857 | 43.321 | 44.036 |
| Riau | 49.348 | 52.609 | 52.792 | 52.792 |
| Jambi | 47.188 | 48.438 | 49.063 | 50.000 |
| Sumatera Selatan | 40.269 | 41.154 | 42.308 | 42.308 |
| Bengkulu | 37.500 | 38.125 | 39.063 | 39.063 |
| Lampung | 32.500 | 34.250 | 34.250 | 34.250 |
| Bangka Belitung | 61.111 | 61.111 | 64.444 | 65.000 |
| Kepulauan Riau | 48.333 | 48.333 | 48.333 | 48.333 |
| Jawa Barat | 37.177 | 37.760 | 37.723 | 37.824 |
| Jawa Tengah | 29.449 | 30.095 | 30.167 | 30.427 |
| D. I. Yogyakarta | 28.667 | 28.875 | 28.875 | 28.875 |
| Jawa Timur | 30.443 | 31.242 | 32.076 | 32.176 |
| Banten | 38.438 | 40.708 | 40.708 | 40.917 |
| Bali | 39.242 | 40.000 | 40.152 | 40.152 |
| Nusa Tenggara Barat | 33.636 | 33.182 | 33.864 | 33.864 |
| Nusa Tenggara Timur | 32.729 | 32.521 | 34.188 | 34.396 |
| Kalimantan Barat | 50.667 | 50.833 | 52.333 | 52.667 |
| Kalimantan Tengah | 47.750 | 49.150 | 49.368 | 49.737 |
| Kalimantan Selatan | 42.826 | 46.190 | 47.857 | 47.857 |
| Kalimantan Timur | 54.773 | 56.591 | 57.045 | 57.955 |
| Sulawesi Utara | 45.000 | 45.000 | 45.000 | 45.714 |
| Sulawesi Tengah | 38.750 | 39.417 | 40.250 | 40.417 |
| Sulawesi Selatan | 36.750 | 38.000 | 38.000 | 38.000 |
| Sulawesi Tenggara | 37.500 | 37.500 | 39.286 | 39.286 |
| Gorontalo | 38.750 | 38.750 | 39.643 | 39.643 |
| Sulawesi Barat | 36.250 | 36.250 | 35.938 | 36.563 |
| Maluku | 48.636 | 48.636 | 48.636 | 48.636 |
| Maluku Utara | 52.222 | 52.222 | 52.222 | 52.222 |
| Papua Barat | 61.071 | 61.071 | 61.071 | 61.429 |
| Papua | 67.800 | 68.000 | 69.600 | 69.800 |
| Nasional | 43.226 | 43.963 | 44.576 | 44.795 |

Tabel 3.20: Lanjutan

| Provinsi | September | Oktober | November | Desember | Rata-rata |
|--------------------------|------------------|----------------|-----------------|-----------------|------------------|
| (1) | (10) | (11) | (12) | (13) | (14) |
| Nanggroe Aceh Darussalam | 50.000 | 50.000 | 51.250 | 53.438 | 49.534 |
| Sumatera Utara | 49.103 | 49.103 | 50.128 | 50.128 | 47.799 |
| Sumatera Barat | 44.643 | 45.000 | 45.167 | 45.333 | 43.537 |
| Riau | 52.917 | 52.917 | 53.684 | 54.118 | 51.042 |
| Jambi | 50.000 | 50.000 | 50.000 | 50.000 | 48.378 |
| Sumatera Selatan | 42.500 | 42.500 | 42.500 | 42.500 | 41.014 |
| Bengkulu | 40.625 | 40.625 | 40.938 | 41.429 | 38.531 |
| Lampung | 34.500 | 35.500 | 36.000 | 36.000 | 33.938 |
| Bangka Belitung | 65.000 | 65.625 | 66.458 | 66.458 | 61.178 |
| Kepulauan Riau | 51.250 | 54.167 | 55.417 | 58.000 | 50.091 |
| Jawa Barat | 38.090 | 37.909 | 38.204 | 38.366 | 37.449 |
| Jawa Tengah | 30.613 | 31.215 | 31.215 | 31.270 | 29.912 |
| D. I. Yogyakarta | 28.875 | 29.500 | 30.500 | 30.500 | 29.006 |
| Jawa Timur | 32.334 | 32.555 | 32.622 | 32.622 | 31.295 |
| Banten | 40.917 | 40.917 | 41.750 | 41.958 | 39.635 |
| Bali | 40.455 | 40.606 | 41.061 | 41.364 | 39.752 |
| Nusa Tenggara Barat | 34.318 | 34.318 | 35.455 | 35.455 | 34.015 |
| Nusa Tenggara Timur | 33.771 | 34.396 | 34.396 | 34.479 | 33.174 |
| Kalimantan Barat | 53.000 | 53.667 | 53.214 | 53.214 | 51.131 |
| Kalimantan Tengah | 53.750 | 53.750 | 55.000 | 55.000 | 50.375 |
| Kalimantan Selatan | 48.810 | 48.409 | 48.409 | 48.409 | 45.632 |
| Kalimantan Timur | 59.182 | 58.273 | 58.273 | 59.409 | 56.375 |
| Sulawesi Utara | 45.714 | 45.714 | 45.714 | 45.714 | 45.040 |
| Sulawesi Tengah | 40.417 | 40.917 | 41.250 | 41.250 | 39.456 |
| Sulawesi Selatan | 38.000 | 38.250 | 38.500 | 38.500 | 37.479 |
| Sulawesi Tenggara | 40.357 | 40.357 | 41.071 | 44.000 | 38.689 |
| Gorontalo | 39.688 | 41.944 | 41.429 | 42.143 | 39.680 |
| Sulawesi Barat | 36.875 | 36.875 | 36.875 | 37.500 | 35.324 |
| Maluku | 48.636 | 48.636 | 48.636 | 48.636 | 48.636 |
| Maluku Utara | 52.222 | 52.222 | 52.222 | 52.222 | 52.222 |
| Papua Barat | 61.429 | 61.429 | 61.429 | 61.429 | 61.190 |
| Papua | 71.400 | 73.200 | 72.000 | 72.000 | 68.333 |
| Nasional | 45.293 | 45.640 | 45.961 | 46.339 | 44.026 |

Tabel 3.21
Harga Konsumen Pedesaan Kelompok Perumahan, 2008
Tarif PAM (Rp/M3)

| Provinsi | Januari | Februari | Maret | April |
|--------------------------|--------------|--------------|--------------|--------------|
| (1) | (2) | (3) | (4) | (5) |
| Nanggroe Aceh Darussalam | 1.000 | 1.000 | 1.000 | 1.000 |
| Sumatera Utara | 2.525 | 2.525 | 2.525 | 2.525 |
| Sumatera Barat | 2.900 | 2.900 | 2.900 | 2.900 |
| Riau | 1.988 | 1.988 | 1.988 | 1.988 |
| Jambi | 2.291 | 2.291 | 2.291 | 2.303 |
| Sumatera Selatan | 2.225 | 2.225 | 2.225 | 2.360 |
| Bengkulu | 1.000 | 1.000 | 1.100 | 1.100 |
| Lampung | - | - | - | - |
| Bangka Belitung | 2.925 | 2.925 | 2.925 | 2.925 |
| Kepulauan Riau | 3.875 | 3.875 | 3.875 | 3.875 |
| Jawa Barat | 1.793 | 1.900 | 2.133 | 2.083 |
| Jawa Tengah | 1.258 | 1.258 | 1.258 | 1.263 |
| D. I. Yogyakarta | 1.625 | 1.625 | 1.625 | 1.650 |
| Jawa Timur | 1.726 | 1.726 | 1.697 | 1.697 |
| Banten | 1.617 | 1.617 | 1.617 | 1.617 |
| Bali | 1.269 | 1.039 | 1.038 | 1.068 |
| Nusa Tenggara Barat | 1.617 | 1.617 | 1.617 | 1.617 |
| Nusa Tenggara Timur | 1.250 | 1.112 | 1.071 | 1.071 |
| Kalimantan Barat | 2.500 | 2.500 | 1.950 | 1.950 |
| Kalimantan Tengah | 1.114 | 1.114 | 1.114 | 1.114 |
| Kalimantan Selatan | 1.951 | 1.951 | 1.951 | 1.951 |
| Kalimantan Timur | 2.184 | 2.184 | 2.184 | 2.184 |
| Sulawesi Utara | 2.533 | 2.533 | 2.533 | 2.533 |
| Sulawesi Tengah | 1.210 | 1.214 | 1.214 | 1.214 |
| Sulawesi Selatan | 1.316 | 1.306 | 1.456 | 1.456 |
| Sulawesi Tenggara | 1.219 | 1.219 | 1.219 | 1.225 |
| Gorontalo | 1.714 | 1.714 | 1.647 | 1.457 |
| Sulawesi Barat | 1.000 | 1.000 | 1.000 | 1.000 |
| Maluku | 1.313 | 1.313 | 1.313 | 1.325 |
| Maluku Utara | 1.643 | 1.643 | 1.750 | 1.750 |
| Papua Barat | 1.200 | 1.200 | 1.200 | 1.200 |
| Papua | 1.500 | 1.500 | 1.010 | 1.010 |
| Nasional | 1.783 | 1.775 | 1.756 | 1.755 |

Tabel 3.21: Lanjutan

| Provinsi | Mei | Juni | Juli | Agustus |
|--------------------------|--------------|--------------|--------------|----------------|
| (1) | (6) | (7) | (8) | (9) |
| Nanggroe Aceh Darussalam | 1.000 | 1.025 | 1.025 | 1.025 |
| Sumatera Utara | 2.525 | 2.550 | 2.550 | 2.550 |
| Sumatera Barat | 2.900 | 2.900 | 2.900 | 2.900 |
| Riau | 1.988 | 1.988 | 1.988 | 2.550 |
| Jambi | 2.303 | 2.303 | 2.303 | 2.303 |
| Sumatera Selatan | 2.360 | 2.360 | 2.360 | 2.360 |
| Bengkulu | 1.100 | 1.100 | 1.100 | 1.100 |
| Lampung | - | - | - | - |
| Bangka Belitung | 2.925 | 2.925 | 2.925 | 2.925 |
| Kepulauan Riau | 3.875 | 3.875 | 3.875 | 3.875 |
| Jawa Barat | 2.000 | 2.000 | 2.000 | 2.000 |
| Jawa Tengah | 1.261 | 1.261 | 1.296 | 1.296 |
| D. I. Yogyakarta | 1.650 | 1.650 | 1.650 | 1.650 |
| Jawa Timur | 1.697 | 1.697 | 1.709 | 1.915 |
| Banten | 1.617 | 1.634 | 1.634 | 1.634 |
| Bali | 1.070 | 1.040 | 1.040 | 1.040 |
| Nusa Tenggara Barat | 1.617 | 1.620 | 1.620 | 1.620 |
| Nusa Tenggara Timur | 1.071 | 1.071 | 1.071 | 1.071 |
| Kalimantan Barat | 1.950 | 1.950 | 1.950 | 1.950 |
| Kalimantan Tengah | 1.114 | 1.116 | 1.116 | 1.116 |
| Kalimantan Selatan | 1.951 | 1.951 | 1.951 | 1.951 |
| Kalimantan Timur | 2.184 | 2.184 | 2.184 | 2.184 |
| Sulawesi Utara | 2.533 | 2.533 | 2.533 | 2.533 |
| Sulawesi Tengah | 1.214 | 1.214 | 1.214 | 1.214 |
| Sulawesi Selatan | 1.456 | 1.456 | 1.456 | 1.456 |
| Sulawesi Tenggara | 1.225 | 1.225 | 1.225 | 1.225 |
| Gorontalo | 1.457 | 1.580 | 1.580 | 1.537 |
| Sulawesi Barat | 1.000 | 1.006 | 1.006 | 1.006 |
| Maluku | 1.325 | 1.325 | 1.325 | 1.325 |
| Maluku Utara | 1.714 | 1.714 | 1.714 | 1.714 |
| Papua Barat | 1.200 | 1.225 | 1.225 | 1.225 |
| Papua | 1.010 | 1.010 | 1.010 | 1.010 |
| Nasional | 1.751 | 1.758 | 1.759 | 1.783 |

Tabel 3.21: Lanjutan

| Provinsi | September | Oktober | November | Desember | Rata-rata |
|--------------------------|------------------|----------------|-----------------|-----------------|------------------|
| (1) | (10) | (11) | (12) | (13) | (14) |
| Nanggroe Aceh Darussalam | 1.025 | 1.025 | 1.025 | 1.025 | 1.015 |
| Sumatera Utara | 2.550 | 2.550 | 2.550 | 2.550 | 2.540 |
| Sumatera Barat | 2.917 | 2.917 | 2.917 | 2.917 | 2.906 |
| Riau | 2.550 | 2.800 | 2.800 | 2.800 | 2.284 |
| Jambi | 2.303 | 2.303 | 2.303 | 2.303 | 2.300 |
| Sumatera Selatan | 2.360 | 2.560 | 2.560 | 2.560 | 2.376 |
| Bengkulu | 1.100 | 1.100 | 1.100 | 1.100 | 1.083 |
| Lampung | - | - | - | - | - |
| Bangka Belitung | 2.925 | 2.925 | 2.925 | 2.925 | 2.925 |
| Kepulauan Riau | 3.875 | 3.875 | 3.875 | 3.875 | 3.875 |
| Jawa Barat | 2.000 | 2.000 | 2.000 | 2.000 | 1.992 |
| Jawa Tengah | 1.296 | 1.296 | 1.296 | 1.296 | 1.278 |
| D. I. Yogyakarta | 1.650 | 1.650 | 1.650 | 1.650 | 1.644 |
| Jawa Timur | 1.953 | 1.953 | 1.962 | 1.962 | 1.808 |
| Banten | 1.634 | 1.634 | 1.634 | 1.634 | 1.627 |
| Bali | 1.040 | 1.040 | 1.040 | 1.040 | 1.064 |
| Nusa Tenggara Barat | 1.620 | 1.620 | 1.620 | 1.620 | 1.619 |
| Nusa Tenggara Timur | 1.071 | 1.071 | 1.071 | 1.071 | 1.089 |
| Kalimantan Barat | 1.950 | 1.950 | 1.950 | 1.950 | 2.042 |
| Kalimantan Tengah | 1.116 | 1.116 | 1.116 | 1.116 | 1.115 |
| Kalimantan Selatan | 1.951 | 1.951 | 1.951 | 1.951 | 1.951 |
| Kalimantan Timur | 2.206 | 2.206 | 2.206 | 2.206 | 2.191 |
| Sulawesi Utara | 2.533 | 2.583 | 2.583 | 2.583 | 2.546 |
| Sulawesi Tengah | 1.214 | 1.214 | 1.214 | 1.214 | 1.214 |
| Sulawesi Selatan | 1.456 | 1.456 | 1.633 | 1.633 | 1.462 |
| Sulawesi Tenggara | 1.225 | 1.225 | 1.225 | 1.225 | 1.224 |
| Gorontalo | 1.537 | 1.511 | 1.625 | 1.625 | 1.582 |
| Sulawesi Barat | 1.006 | 1.006 | 1.006 | 1.006 | 1.004 |
| Maluku | 1.325 | 1.325 | 1.325 | 1.325 | 1.322 |
| Maluku Utara | 1.714 | 1.714 | 1.714 | 1.714 | 1.708 |
| Papua Barat | 1.225 | 1.225 | 1.225 | 1.225 | 1.215 |
| Papua | 1.010 | 1.010 | 1.010 | 1.010 | 1.092 |
| Nasional | 1.785 | 1.800 | 1.810 | 1.810 | 1.777 |

Tabel 3.22
Harga Konsumen Pedesaan Kelompok Perumahan, 2008
Minyak Tanah (Rp/Liter)

| Provinsi | Januari | Februari | Maret | April |
|--------------------------|--------------|--------------|--------------|--------------|
| (1) | (2) | (3) | (4) | (5) |
| Nanggroe Aceh Darussalam | 3.245 | 3.245 | 3.272 | 3.231 |
| Sumatera Utara | 3.305 | 3.321 | 3.294 | 3.337 |
| Sumatera Barat | 3.172 | 3.166 | 3.173 | 3.208 |
| Riau | 4.357 | 4.540 | 4.403 | 4.403 |
| Jambi | 3.902 | 3.857 | 3.925 | 3.988 |
| Sumatera Selatan | 3.300 | 3.367 | 3.409 | 3.626 |
| Bengkulu | 3.385 | 3.430 | 3.430 | 3.520 |
| Lampung | 2.986 | 3.022 | 3.031 | 3.050 |
| Bangka Belitung | 4.462 | 4.462 | 4.660 | 4.660 |
| Kepulauan Riau | 2.963 | 2.963 | 2.963 | 2.963 |
| Jawa Barat | 2.825 | 2.789 | 2.793 | 2.848 |
| Jawa Tengah | 2.831 | 2.826 | 2.838 | 2.923 |
| D. I. Yogyakarta | 2.746 | 2.731 | 2.784 | 2.889 |
| Jawa Timur | 2.747 | 2.730 | 2.763 | 3.007 |
| Banten | 2.800 | 2.823 | 2.823 | 2.907 |
| Bali | 3.078 | 3.084 | 3.095 | 3.167 |
| Nusa Tenggara Barat | 2.930 | 2.930 | 2.922 | 3.028 |
| Nusa Tenggara Timur | 3.213 | 3.190 | 3.812 | 3.897 |
| Kalimantan Barat | 4.000 | 4.099 | 4.292 | 4.254 |
| Kalimantan Tengah | 5.125 | 4.683 | 4.639 | 4.703 |
| Kalimantan Selatan | 4.221 | 4.421 | 4.488 | 4.813 |
| Kalimantan Timur | 3.380 | 3.380 | 3.553 | 3.683 |
| Sulawesi Utara | 2.810 | 2.820 | 2.850 | 2.941 |
| Sulawesi Tengah | 3.344 | 3.288 | 3.233 | 3.280 |
| Sulawesi Selatan | 3.286 | 3.172 | 3.051 | 3.007 |
| Sulawesi Tenggara | 3.210 | 3.158 | 3.252 | 3.316 |
| Gorontalo | 2.733 | 2.733 | 2.752 | 2.758 |
| Sulawesi Barat | 3.250 | 3.304 | 3.232 | 3.321 |
| Maluku | 3.604 | 3.604 | 3.666 | 3.625 |
| Maluku Utara | 4.667 | 4.947 | 5.134 | 5.134 |
| Papua Barat | 3.314 | 3.247 | 3.247 | 3.247 |
| Papua | 4.500 | 4.648 | 4.648 | 4.648 |
| Nasional | 3.324 | 3.333 | 3.377 | 3.436 |

Tabel 3.22: Lanjutan

| Provinsi | Mei | Juni | Juli | Agustus |
|--------------------------|--------------|--------------|--------------|--------------|
| (1) | (6) | (7) | (8) | (9) |
| Nanggroe Aceh Darussalam | 3.256 | 3.719 | 3.745 | 3.773 |
| Sumatera Utara | 3.370 | 3.863 | 3.971 | 3.912 |
| Sumatera Barat | 3.223 | 3.792 | 3.754 | 3.871 |
| Riau | 4.449 | 4.696 | 4.973 | 4.973 |
| Jambi | 4.139 | 4.847 | 4.931 | 5.033 |
| Sumatera Selatan | 3.719 | 4.044 | 4.044 | 3.937 |
| Bengkulu | 3.520 | 3.921 | 4.005 | 4.219 |
| Lampung | 3.129 | 3.815 | 3.815 | 3.887 |
| Bangka Belitung | 4.660 | 4.660 | 5.258 | 5.258 |
| Kepulauan Riau | 3.060 | 3.938 | 4.528 | 4.528 |
| Jawa Barat | 2.934 | 3.308 | 3.371 | 3.439 |
| Jawa Tengah | 2.943 | 4.056 | 4.093 | 4.093 |
| D. I. Yogyakarta | 2.924 | 3.258 | 3.416 | 3.739 |
| Jawa Timur | 3.078 | 3.404 | 3.442 | 3.484 |
| Banten | 3.017 | 3.379 | 3.279 | 3.398 |
| Bali | 3.295 | 3.628 | 3.760 | 3.806 |
| Nusa Tenggara Barat | 3.117 | 3.858 | 3.797 | 3.797 |
| Nusa Tenggara Timur | 3.942 | 4.313 | 4.634 | 4.726 |
| Kalimantan Barat | 4.447 | 4.882 | 4.930 | 4.973 |
| Kalimantan Tengah | 4.728 | 5.238 | 5.451 | 5.451 |
| Kalimantan Selatan | 4.828 | 4.933 | 5.077 | 4.984 |
| Kalimantan Timur | 3.683 | 4.037 | 4.037 | 4.037 |
| Sulawesi Utara | 2.986 | 3.677 | 3.677 | 3.677 |
| Sulawesi Tengah | 3.373 | 3.952 | 4.039 | 4.039 |
| Sulawesi Selatan | 3.165 | 3.542 | 3.498 | 3.552 |
| Sulawesi Tenggara | 3.388 | 3.840 | 3.840 | 3.906 |
| Gorontalo | 2.789 | 3.094 | 3.258 | 3.244 |
| Sulawesi Barat | 3.311 | 3.845 | 3.885 | 4.065 |
| Maluku | 3.893 | 4.450 | 4.525 | 4.525 |
| Maluku Utara | 5.134 | 5.390 | 5.455 | 5.455 |
| Papua Barat | 3.583 | 4.415 | 4.556 | 4.556 |
| Papua | 4.917 | 5.869 | 5.944 | 5.886 |
| Nasional | 3.515 | 3.990 | 4.091 | 4.128 |

Tabel 3.22: Lanjutan

| Provinsi | September | Oktober | November | Desember | Rata-rata |
|--------------------------|------------------|----------------|-----------------|-----------------|------------------|
| (1) | (10) | (11) | (12) | (13) | (14) |
| Nanggroe Aceh Darussalam | 3.856 | 3.856 | 3.856 | 3.918 | 3.581 |
| Sumatera Utara | 3.940 | 3.997 | 3.943 | 3.865 | 3.676 |
| Sumatera Barat | 3.871 | 3.912 | 3.912 | 3.765 | 3.568 |
| Riau | 4.973 | 5.093 | 5.140 | 4.964 | 4.747 |
| Jambi | 5.033 | 5.033 | 4.963 | 4.975 | 4.552 |
| Sumatera Selatan | 4.309 | 4.694 | 4.642 | 4.692 | 3.982 |
| Bengkulu | 4.131 | 4.242 | 4.284 | 4.390 | 3.873 |
| Lampung | 3.887 | 3.849 | 4.008 | 4.282 | 3.563 |
| Bangka Belitung | 5.258 | 4.962 | 4.795 | 4.828 | 4.827 |
| Kepulauan Riau | 4.528 | 4.528 | 4.528 | 4.528 | 3.835 |
| Jawa Barat | 4.168 | 4.184 | 4.311 | 4.444 | 3.451 |
| Jawa Tengah | 3.696 | 3.769 | 3.880 | 4.043 | 3.499 |
| D. I. Yogyakarta | 3.954 | 4.026 | 4.205 | 4.458 | 3.428 |
| Jawa Timur | 3.634 | 3.835 | 3.994 | 4.250 | 3.364 |
| Banten | 4.055 | 4.643 | 4.847 | 4.877 | 3.571 |
| Bali | 3.806 | 3.806 | 3.800 | 3.994 | 3.527 |
| Nusa Tenggara Barat | 3.882 | 3.932 | 4.015 | 3.966 | 3.514 |
| Nusa Tenggara Timur | 4.726 | 4.726 | 4.726 | 4.898 | 4.234 |
| Kalimantan Barat | 5.011 | 5.095 | 5.095 | 4.983 | 4.672 |
| Kalimantan Tengah | 5.499 | 5.565 | 5.612 | 5.562 | 5.188 |
| Kalimantan Selatan | 5.061 | 5.061 | 4.969 | 4.927 | 4.815 |
| Kalimantan Timur | 4.090 | 4.090 | 4.090 | 4.090 | 3.846 |
| Sulawesi Utara | 3.826 | 3.826 | 3.826 | 3.826 | 3.395 |
| Sulawesi Tengah | 4.103 | 4.198 | 4.138 | 4.138 | 3.760 |
| Sulawesi Selatan | 3.559 | 3.559 | 3.511 | 3.511 | 3.368 |
| Sulawesi Tenggara | 3.906 | 3.906 | 3.906 | 3.948 | 3.631 |
| Gorontalo | 3.308 | 3.337 | 3.361 | 3.370 | 3.061 |
| Sulawesi Barat | 3.907 | 4.056 | 3.986 | 4.135 | 3.691 |
| Maluku | 4.525 | 4.525 | 4.525 | 4.525 | 4.166 |
| Maluku Utara | 5.455 | 5.455 | 5.455 | 5.455 | 5.261 |
| Papua Barat | 4.556 | 4.556 | 4.556 | 4.556 | 4.033 |
| Papua | 5.886 | 5.886 | 5.619 | 5.619 | 5.339 |
| Nasional | 4.194 | 4.249 | 4.258 | 4.297 | 3.969 |

Tabel 3.23
Harga Konsumen Pedesaan Kelompok Perumahan, 2008
Arang (Rp/Kg)

| Provinsi | Januari | Februari | Maret | April |
|--------------------------|--------------|--------------|--------------|--------------|
| (1) | (2) | (3) | (4) | (5) |
| Nanggroe Aceh Darussalam | 2.438 | 2.500 | 2.500 | 2.500 |
| Sumatera Utara | 3.188 | 3.125 | 3.000 | 3.000 |
| Sumatera Barat | 2.000 | 2.000 | 2.000 | 2.000 |
| Riau | 2.425 | 2.425 | 2.425 | 2.425 |
| Jambi | 2.500 | 2.500 | 2.500 | 2.667 |
| Sumatera Selatan | 1.483 | 1.483 | 1.483 | 1.567 |
| Bengkulu | 2.000 | 2.000 | 2.000 | 2.000 |
| Lampung | 2.321 | 2.321 | 2.179 | 2.179 |
| Bangka Belitung | 2.429 | 2.429 | 2.429 | 2.429 |
| Kepulauan Riau | 3.071 | 3.071 | 3.071 | 3.071 |
| Jawa Barat | 2.023 | 2.216 | 2.293 | 2.300 |
| Jawa Tengah | 2.237 | 2.735 | 2.815 | 2.853 |
| D. I. Yogyakarta | 1.818 | 1.950 | 1.833 | 1.750 |
| Jawa Timur | 2.304 | 2.315 | 2.378 | 2.425 |
| Banten | 2.563 | 2.563 | 2.563 | 2.500 |
| Bali | 3.591 | 3.664 | 3.736 | 3.664 |
| Nusa Tenggara Barat | 1.813 | 2.250 | 2.250 | 2.958 |
| Nusa Tenggara Timur | 3.850 | 3.458 | 3.708 | 3.708 |
| Kalimantan Barat | 3.885 | 3.885 | 3.885 | 3.885 |
| Kalimantan Tengah | 2.250 | 2.100 | 2.140 | 2.140 |
| Kalimantan Selatan | 2.283 | 2.000 | 2.000 | 2.171 |
| Kalimantan Timur | 3.333 | 3.167 | 3.167 | 3.167 |
| Sulawesi Utara | 2.500 | 2.500 | 2.500 | 2.650 |
| Sulawesi Tengah | 2.750 | 2.583 | 2.500 | 2.583 |
| Sulawesi Selatan | 1.667 | 1.500 | 1.700 | 1.700 |
| Sulawesi Tenggara | 2.555 | 2.555 | 2.282 | 2.282 |
| Gorontalo | 2.100 | 2.100 | 2.100 | 2.100 |
| Sulawesi Barat | 1.610 | 1.710 | 1.842 | 1.675 |
| Maluku | 3.500 | 3.500 | 3.500 | 3.500 |
| Maluku Utara | 3.400 | 3.400 | 3.400 | 3.400 |
| Papua Barat | 2.500 | 2.500 | 2.500 | 2.500 |
| Papua | 3.500 | 3.500 | 3.500 | 3.580 |
| Nasional | 2.559 | 2.563 | 2.568 | 2.604 |

Tabel 3.23: Lanjutan

| Provinsi | Mei | Juni | Juli | Agustus |
|--------------------------|--------------|--------------|--------------|--------------|
| (1) | (6) | (7) | (8) | (9) |
| Nanggroe Aceh Darussalam | 2.688 | 3.214 | 3.286 | 3.286 |
| Sumatera Utara | 3.250 | 3.250 | 3.250 | 3.333 |
| Sumatera Barat | 2.000 | 2.000 | 2.000 | 2.000 |
| Riau | 2.425 | 2.425 | 2.425 | 2.450 |
| Jambi | 2.667 | 2.833 | 2.833 | 2.667 |
| Sumatera Selatan | 1.617 | 2.000 | 2.083 | 2.083 |
| Bengkulu | 2.000 | 2.000 | 2.000 | 2.000 |
| Lampung | 2.250 | 2.714 | 2.714 | 2.786 |
| Bangka Belitung | 2.429 | 2.429 | 2.571 | 2.571 |
| Kepulauan Riau | 3.143 | 3.357 | 3.357 | 3.357 |
| Jawa Barat | 2.297 | 2.400 | 2.510 | 2.510 |
| Jawa Tengah | 2.939 | 3.005 | 3.019 | 3.090 |
| D. I. Yogyakarta | 1.967 | 2.022 | 2.000 | 2.056 |
| Jawa Timur | 2.468 | 2.588 | 2.660 | 2.639 |
| Banten | 2.300 | 2.300 | 2.350 | 2.350 |
| Bali | 3.664 | 3.792 | 3.700 | 3.807 |
| Nusa Tenggara Barat | 2.875 | 3.350 | 3.340 | 3.340 |
| Nusa Tenggara Timur | 3.708 | 4.150 | 3.750 | 3.750 |
| Kalimantan Barat | 3.895 | 3.925 | 3.935 | 3.935 |
| Kalimantan Tengah | 2.117 | 2.617 | 2.867 | 2.867 |
| Kalimantan Selatan | 2.171 | 2.207 | 2.244 | 2.275 |
| Kalimantan Timur | 3.167 | 3.250 | 3.333 | 3.333 |
| Sulawesi Utara | 2.775 | 2.775 | 2.775 | 2.775 |
| Sulawesi Tengah | 2.583 | 2.750 | 2.750 | 2.750 |
| Sulawesi Selatan | 1.375 | 1.700 | 1.700 | 1.700 |
| Sulawesi Tenggara | 2.282 | 2.282 | 2.282 | 2.282 |
| Gorontalo | 2.200 | 2.200 | 2.200 | 2.200 |
| Sulawesi Barat | 1.792 | 1.750 | 2.150 | 2.250 |
| Maluku | 3.500 | 3.500 | 3.600 | 3.600 |
| Maluku Utara | 3.500 | 3.500 | 3.500 | 3.500 |
| Papua Barat | 2.500 | 3.000 | 3.000 | 3.000 |
| Papua | 3.580 | 3.580 | 3.580 | 3.580 |
| Nasional | 2.629 | 2.777 | 2.805 | 2.816 |

Tabel 3.23: Lanjutan

| Provinsi | September | Oktober | November | Desember | Rata-rata |
|--------------------------|------------------|----------------|-----------------|-----------------|------------------|
| (1) | (10) | (11) | (12) | (13) | (14) |
| Nanggroe Aceh Darussalam | 3.286 | 3.286 | 3.286 | 3.200 | 2.956 |
| Sumatera Utara | 3.357 | 3.429 | 3.429 | 3.429 | 3.253 |
| Sumatera Barat | 2.000 | 1.750 | 2.250 | 2.250 | 2.021 |
| Riau | 2.450 | 2.450 | 2.450 | 2.450 | 2.435 |
| Jambi | 2.667 | 2.667 | 2.667 | 2.733 | 2.658 |
| Sumatera Selatan | 2.083 | 2.083 | 2.083 | 2.083 | 1.844 |
| Bengkulu | 2.000 | 2.000 | 2.000 | 3.000 | 2.083 |
| Lampung | 2.786 | 3.071 | 3.143 | 3.000 | 2.622 |
| Bangka Belitung | 2.571 | 2.571 | 2.429 | 2.571 | 2.488 |
| Kepulauan Riau | 3.357 | 3.500 | 3.500 | 3.500 | 3.280 |
| Jawa Barat | 2.493 | 2.520 | 2.571 | 2.617 | 2.396 |
| Jawa Tengah | 3.117 | 3.273 | 3.281 | 3.345 | 2.976 |
| D. I. Yogyakarta | 2.189 | 2.267 | 2.322 | 2.517 | 2.058 |
| Jawa Timur | 2.666 | 2.673 | 2.781 | 2.781 | 2.556 |
| Banten | 2.450 | 2.500 | 2.550 | 2.550 | 2.461 |
| Bali | 3.929 | 4.062 | 4.023 | 3.946 | 3.798 |
| Nusa Tenggara Barat | 3.540 | 3.450 | 3.450 | 3.450 | 3.005 |
| Nusa Tenggara Timur | 3.750 | 3.550 | 3.550 | 3.550 | 3.707 |
| Kalimantan Barat | 3.935 | 3.935 | 3.935 | 3.935 | 3.914 |
| Kalimantan Tengah | 2.867 | 2.867 | 2.867 | 2.867 | 2.547 |
| Kalimantan Selatan | 2.338 | 2.139 | 2.094 | 1.821 | 2.145 |
| Kalimantan Timur | 3.333 | 3.333 | 3.333 | 3.333 | 3.271 |
| Sulawesi Utara | 2.775 | 2.775 | 2.775 | 2.775 | 2.696 |
| Sulawesi Tengah | 2.917 | 2.917 | 2.917 | 2.917 | 2.743 |
| Sulawesi Selatan | 1.800 | 1.800 | 2.167 | 2.167 | 1.748 |
| Sulawesi Tenggara | 2.282 | 2.282 | 2.282 | 2.282 | 2.327 |
| Gorontalo | 2.200 | 2.200 | 2.200 | 2.200 | 2.167 |
| Sulawesi Barat | 2.250 | 2.875 | 2.450 | 2.250 | 2.050 |
| Maluku | 3.600 | 3.600 | 3.600 | 3.600 | 3.550 |
| Maluku Utara | 3.500 | 3.500 | 3.500 | 3.500 | 3.467 |
| Papua Barat | 3.000 | 3.000 | 3.000 | 3.000 | 2.792 |
| Papua | 3.580 | 3.600 | 3.600 | 3.600 | 3.565 |
| Nasional | 2.846 | 2.873 | 2.890 | 2.913 | 2.737 |

Tabel 3.24
Harga Konsumen Pedesaan Kelompok Perumahan, 2008
Kayu Bakar (Rp/Pikul= 40 Kg)

| Provinsi | Januari | Februari | Maret | April |
|--------------------------|---------------|---------------|---------------|---------------|
| (1) | (2) | (3) | (4) | (5) |
| Nanggroe Aceh Darussalam | 9.500 | 9.500 | 10.000 | 10.000 |
| Sumatera Utara | 17.091 | 17.273 | 17.455 | 17.545 |
| Sumatera Barat | 13.286 | 13.188 | 11.643 | 11.643 |
| Riau | 10.143 | 10.857 | 10.857 | 10.857 |
| Jambi | 10.286 | 11.500 | 11.500 | 11.500 |
| Sumatera Selatan | 8.700 | 8.000 | 10.222 | 10.222 |
| Bengkulu | 8.778 | 8.778 | 8.778 | 8.778 |
| Lampung | 18.125 | 18.125 | 18.125 | 18.500 |
| Bangka Belitung | 8.500 | 8.571 | 8.571 | 8.571 |
| Kepulauan Riau | 15.000 | 15.000 | 15.000 | 15.000 |
| Jawa Barat | 18.913 | 18.750 | 18.478 | 17.875 |
| Jawa Tengah | 11.333 | 11.359 | 11.874 | 12.055 |
| D. I. Yogyakarta | 14.111 | 15.400 | 13.222 | 14.625 |
| Jawa Timur | 13.593 | 13.783 | 14.074 | 14.387 |
| Banten | 14.833 | 14.833 | 14.833 | 14.833 |
| Bali | 6.955 | 6.958 | 8.214 | 9.357 |
| Nusa Tenggara Barat | 14.050 | 13.375 | 13.875 | 15.885 |
| Nusa Tenggara Timur | 10.536 | 11.526 | 12.125 | 12.150 |
| Kalimantan Barat | 17.500 | 17.500 | 17.500 | 17.500 |
| Kalimantan Tengah | 15.833 | 17.313 | 17.125 | 17.125 |
| Kalimantan Selatan | 10.429 | 12.875 | 11.125 | 11.125 |
| Kalimantan Timur | 11.375 | 10.000 | 8.000 | 8.200 |
| Sulawesi Utara | 11.167 | 12.000 | 12.000 | 11.000 |
| Sulawesi Tengah | 17.700 | 17.909 | 17.909 | 18.091 |
| Sulawesi Selatan | 12.125 | 15.583 | 15.750 | 15.833 |
| Sulawesi Tenggara | 10.455 | 9.556 | 11.556 | 11.714 |
| Gorontalo | 11.000 | 12.500 | 11.500 | 12.500 |
| Sulawesi Barat | 9.625 | 9.625 | 9.625 | 9.625 |
| Maluku | 9.250 | 9.250 | 9.875 | 9.875 |
| Maluku Utara | 10.357 | 10.357 | 10.357 | 10.357 |
| Papua Barat | 16.000 | 16.000 | 16.500 | 16.500 |
| Papua | 10.125 | 10.750 | 12.889 | 13.111 |
| Nasional | 12.396 | 12.750 | 12.830 | 13.011 |

Tabel 3.24: Lanjutan

| Provinsi | Mei | Juni | Juli | Agustus |
|--------------------------|---------------|---------------|---------------|----------------|
| (1) | (6) | (7) | (8) | (9) |
| Nanggroe Aceh Darussalam | 10.000 | 10.000 | 10.000 | 10.000 |
| Sumatera Utara | 17.545 | 17.545 | 17.909 | 17.909 |
| Sumatera Barat | 12.125 | 13.563 | 14.188 | 14.188 |
| Riau | 10.857 | 11.143 | 12.000 | 12.929 |
| Jambi | 11.875 | 13.143 | 12.429 | 11.556 |
| Sumatera Selatan | 10.222 | 10.222 | 10.563 | 10.563 |
| Bengkulu | 8.778 | 8.778 | 8.778 | 8.889 |
| Lampung | 18.500 | 19.500 | 21.000 | 23.000 |
| Bangka Belitung | 10.667 | 10.667 | 11.278 | 11.556 |
| Kepulauan Riau | 16.000 | 16.000 | 16.000 | 16.000 |
| Jawa Barat | 18.688 | 20.167 | 22.136 | 22.136 |
| Jawa Tengah | 11.869 | 12.520 | 12.712 | 12.702 |
| D. I. Yogyakarta | 15.778 | 16.333 | 18.000 | 18.000 |
| Jawa Timur | 14.607 | 15.080 | 15.464 | 15.612 |
| Banten | 14.833 | 15.389 | 15.389 | 15.389 |
| Bali | 9.607 | 10.179 | 10.357 | 10.357 |
| Nusa Tenggara Barat | 18.808 | 20.769 | 20.769 | 20.846 |
| Nusa Tenggara Timur | 12.150 | 12.650 | 12.333 | 12.389 |
| Kalimantan Barat | 17.500 | 18.750 | 20.000 | 20.000 |
| Kalimantan Tengah | 17.125 | 18.125 | 17.857 | 17.929 |
| Kalimantan Selatan | 10.111 | 9.750 | 10.100 | 10.150 |
| Kalimantan Timur | 8.200 | 7.250 | 7.250 | 7.250 |
| Sulawesi Utara | 15.286 | 15.643 | 15.786 | 15.786 |
| Sulawesi Tengah | 19.000 | 19.455 | 19.455 | 19.455 |
| Sulawesi Selatan | 15.833 | 16.667 | 15.286 | 14.714 |
| Sulawesi Tenggara | 11.714 | 10.333 | 11.600 | 11.600 |
| Gorontalo | 12.500 | 10.500 | 9.167 | 9.167 |
| Sulawesi Barat | 9.750 | 9.750 | 9.875 | 9.875 |
| Maluku | 9.875 | 10.313 | 10.313 | 10.313 |
| Maluku Utara | 10.357 | 10.357 | 10.357 | 10.357 |
| Papua Barat | 16.500 | 16.500 | 16.500 | 16.500 |
| Papua | 14.778 | 14.811 | 14.811 | 14.811 |
| Nasional | 13.482 | 13.808 | 14.052 | 14.123 |

Tabel 3.24: Lanjutan

| Provinsi | September | Oktober | November | Desember | Rata-rata |
|--------------------------|------------------|----------------|-----------------|-----------------|------------------|
| (1) | (10) | (11) | (12) | (13) | (14) |
| Nanggroe Aceh Darussalam | 10.000 | 10.000 | 10.000 | 10.000 | 9.917 |
| Sumatera Utara | 18.091 | 18.091 | 18.091 | 18.091 | 17.720 |
| Sumatera Barat | 15.188 | 15.063 | 15.188 | 15.063 | 13.693 |
| Riau | 12.929 | 13.357 | 13.357 | 13.357 | 11.887 |
| Jambi | 12.000 | 11.556 | 12.000 | 12.875 | 11.852 |
| Sumatera Selatan | 10.563 | 10.813 | 10.813 | 10.813 | 10.143 |
| Bengkulu | 8.889 | 8.889 | 8.889 | 8.889 | 8.824 |
| Lampung | 24.000 | 24.000 | 21.400 | 22.500 | 20.565 |
| Bangka Belitung | 11.556 | 11.611 | 9.800 | 10.250 | 10.133 |
| Kepulauan Riau | 16.000 | 16.000 | 16.000 | 16.000 | 15.667 |
| Jawa Barat | 22.659 | 22.068 | 22.068 | 21.929 | 20.489 |
| Jawa Tengah | 13.154 | 13.985 | 14.039 | 13.741 | 12.612 |
| D. I. Yogyakarta | 18.000 | 18.278 | 18.278 | 19.778 | 16.650 |
| Jawa Timur | 15.761 | 15.851 | 16.038 | 16.038 | 15.024 |
| Banten | 15.389 | 15.389 | 15.389 | 15.389 | 15.157 |
| Bali | 10.357 | 10.929 | 10.750 | 10.750 | 9.564 |
| Nusa Tenggara Barat | 21.000 | 21.154 | 21.500 | 21.500 | 18.628 |
| Nusa Tenggara Timur | 14.525 | 12.944 | 12.944 | 13.676 | 12.496 |
| Kalimantan Barat | 20.000 | 20.000 | 20.000 | 20.000 | 18.854 |
| Kalimantan Tengah | 16.063 | 16.063 | 17.611 | 17.611 | 17.148 |
| Kalimantan Selatan | 10.591 | 10.773 | 10.773 | 10.250 | 10.671 |
| Kalimantan Timur | 7.250 | 7.250 | 7.250 | 7.250 | 8.044 |
| Sulawesi Utara | 15.786 | 15.786 | 15.786 | 19.375 | 14.617 |
| Sulawesi Tengah | 19.000 | 19.364 | 19.364 | 19.364 | 18.839 |
| Sulawesi Selatan | 14.714 | 14.571 | 16.333 | 16.333 | 15.312 |
| Sulawesi Tenggara | 12.100 | 12.100 | 12.100 | 7.625 | 11.038 |
| Gorontalo | 9.583 | 8.333 | 9.000 | 9.000 | 10.396 |
| Sulawesi Barat | 11.125 | 11.125 | 11.125 | 11.125 | 10.188 |
| Maluku | 10.313 | 10.313 | 10.313 | 10.313 | 10.026 |
| Maluku Utara | 10.357 | 10.357 | 10.357 | 10.357 | 10.357 |
| Papua Barat | 16.500 | 16.500 | 16.500 | 16.500 | 16.417 |
| Papua | 14.811 | 16.478 | 16.444 | 20.000 | 14.485 |
| Nasional | 14.320 | 14.343 | 14.359 | 14.554 | 13.669 |

Tabel 3.25
Harga Konsumen Pedesaan Kelompok Perumahan, 2008
Korek Api Kayu (Rp/Kotak)

| Provinsi | Januari | Februari | Maret | April |
|--------------------------|------------|------------|------------|------------|
| (1) | (2) | (3) | (4) | (5) |
| Nanggroe Aceh Darussalam | 327 | 327 | 327 | 327 |
| Sumatera Utara | 426 | 432 | 432 | 437 |
| Sumatera Barat | 227 | 225 | 229 | 229 |
| Riau | 608 | 617 | 617 | 617 |
| Jambi | 425 | 415 | 431 | 431 |
| Sumatera Selatan | 391 | 391 | 391 | 391 |
| Bengkulu | 225 | 227 | 235 | 235 |
| Lampung | 606 | 572 | 535 | 535 |
| Bangka Belitung | 285 | 285 | 285 | 285 |
| Kepulauan Riau | 220 | 220 | 220 | 350 |
| Jawa Barat | 309 | 302 | 301 | 299 |
| Jawa Tengah | 210 | 210 | 211 | 213 |
| D. I. Yogyakarta | 434 | 434 | 432 | 485 |
| Jawa Timur | 468 | 472 | 472 | 476 |
| Banten | 254 | 250 | 254 | 234 |
| Bali | 406 | 412 | 492 | 524 |
| Nusa Tenggara Barat | 479 | 540 | 535 | 535 |
| Nusa Tenggara Timur | 411 | 411 | 434 | 445 |
| Kalimantan Barat | 272 | 275 | 369 | 377 |
| Kalimantan Tengah | 282 | 282 | 282 | 282 |
| Kalimantan Selatan | 221 | 213 | 214 | 219 |
| Kalimantan Timur | 325 | 330 | 333 | 333 |
| Sulawesi Utara | 280 | 280 | 290 | 282 |
| Sulawesi Tengah | 281 | 268 | 268 | 258 |
| Sulawesi Selatan | 300 | 314 | 327 | 327 |
| Sulawesi Tenggara | 265 | 265 | 268 | 250 |
| Gorontalo | 400 | 250 | 250 | 250 |
| Sulawesi Barat | 350 | 371 | 371 | 371 |
| Maluku | 421 | 421 | 421 | 421 |
| Maluku Utara | 350 | 364 | 375 | 375 |
| Papua Barat | 550 | 550 | 550 | 550 |
| Papua | 625 | 625 | 625 | 625 |
| Nasional | 364 | 361 | 368 | 374 |

Tabel 3.25: Lanjutan

| Provinsi | Mei | Juni | Juli | Agustus |
|--------------------------|------------|------------|------------|------------|
| (1) | (6) | (7) | (8) | (9) |
| Nanggroe Aceh Darussalam | 327 | 327 | 327 | 327 |
| Sumatera Utara | 437 | 466 | 466 | 471 |
| Sumatera Barat | 231 | 231 | 231 | 231 |
| Riau | 617 | 617 | 621 | 621 |
| Jambi | 638 | 688 | 732 | 733 |
| Sumatera Selatan | 391 | 391 | 391 | 391 |
| Bengkulu | 241 | 235 | 235 | 258 |
| Lampung | 535 | 550 | 550 | 550 |
| Bangka Belitung | 282 | 282 | 282 | 282 |
| Kepulauan Riau | 350 | 375 | 375 | 375 |
| Jawa Barat | 301 | 331 | 358 | 358 |
| Jawa Tengah | 214 | 216 | 219 | 222 |
| D. I. Yogyakarta | 485 | 515 | 512 | 463 |
| Jawa Timur | 444 | 450 | 455 | 464 |
| Banten | 234 | 233 | 247 | 247 |
| Bali | 528 | 549 | 553 | 574 |
| Nusa Tenggara Barat | 535 | 563 | 563 | 563 |
| Nusa Tenggara Timur | 445 | 473 | 473 | 473 |
| Kalimantan Barat | 380 | 383 | 383 | 383 |
| Kalimantan Tengah | 282 | 282 | 282 | 282 |
| Kalimantan Selatan | 228 | 241 | 247 | 244 |
| Kalimantan Timur | 338 | 367 | 400 | 400 |
| Sulawesi Utara | 283 | 283 | 285 | 285 |
| Sulawesi Tengah | 268 | 274 | 274 | 282 |
| Sulawesi Selatan | 340 | 407 | 407 | 407 |
| Sulawesi Tenggara | 292 | 257 | 257 | 260 |
| Gorontalo | 250 | 250 | 250 | 250 |
| Sulawesi Barat | 389 | 375 | 375 | 382 |
| Maluku | 421 | 430 | 430 | 469 |
| Maluku Utara | 361 | 361 | 361 | 361 |
| Papua Barat | 550 | 688 | 688 | 688 |
| Papua | 625 | 625 | 625 | 781 |
| Nasional | 383 | 397 | 402 | 409 |

Tabel 3.25: Lanjutan

| Provinsi | September | Oktober | November | Desember | Rata-rata |
|--------------------------|------------------|----------------|-----------------|-----------------|------------------|
| (1) | (10) | (11) | (12) | (13) | (14) |
| Nanggroe Aceh Darussalam | 327 | 327 | 327 | 327 | 327 |
| Sumatera Utara | 471 | 471 | 497 | 497 | 459 |
| Sumatera Barat | 232 | 237 | 233 | 229 | 230 |
| Riau | 588 | 588 | 550 | 550 | 601 |
| Jambi | 733 | 733 | 527 | 480 | 581 |
| Sumatera Selatan | 391 | 391 | 391 | 391 | 391 |
| Bengkulu | 258 | 258 | 258 | 259 | 243 |
| Lampung | 555 | 594 | 644 | 644 | 573 |
| Bangka Belitung | 279 | 279 | 276 | 329 | 286 |
| Kepulauan Riau | 417 | 417 | 417 | 310 | 337 |
| Jawa Barat | 361 | 364 | 368 | 381 | 336 |
| Jawa Tengah | 261 | 278 | 280 | 279 | 235 |
| D. I. Yogyakarta | 494 | 503 | 506 | 565 | 486 |
| Jawa Timur | 465 | 465 | 471 | 471 | 465 |
| Banten | 328 | 330 | 330 | 333 | 273 |
| Bali | 574 | 574 | 574 | 574 | 528 |
| Nusa Tenggara Barat | 602 | 596 | 596 | 596 | 559 |
| Nusa Tenggara Timur | 484 | 484 | 484 | 607 | 469 |
| Kalimantan Barat | 383 | 397 | 397 | 397 | 366 |
| Kalimantan Tengah | 462 | 462 | 462 | 462 | 342 |
| Kalimantan Selatan | 239 | 319 | 333 | 340 | 255 |
| Kalimantan Timur | 400 | 400 | 400 | 400 | 369 |
| Sulawesi Utara | 285 | 275 | 275 | 275 | 281 |
| Sulawesi Tengah | 282 | 268 | 271 | 271 | 272 |
| Sulawesi Selatan | 410 | 410 | 407 | 364 | 368 |
| Sulawesi Tenggara | 263 | 263 | 270 | 264 | 264 |
| Gorontalo | 250 | 250 | 250 | 250 | 263 |
| Sulawesi Barat | 382 | 382 | 382 | 368 | 375 |
| Maluku | 469 | 469 | 469 | 469 | 442 |
| Maluku Utara | 361 | 361 | 361 | 406 | 366 |
| Papua Barat | 688 | 688 | 688 | 688 | 630 |
| Papua | 781 | 781 | 781 | 781 | 690 |
| Nasional | 421 | 425 | 421 | 424 | 396 |

Tabel 3.26
Harga Konsumen Pedesaan Kelompok Perumahan, 2008
Bola Lampu, 25 Watt (Rp/Buah)

| Provinsi | Januari | Februari | Maret | April |
|--------------------------|---------------|---------------|---------------|---------------|
| (1) | (2) | (3) | (4) | (5) |
| Nanggroe Aceh Darussalam | 28.333 | 28.333 | 28.333 | 28.333 |
| Sumatera Utara | 30.500 | 30.500 | 30.500 | 30.500 |
| Sumatera Barat | 28.000 | 28.000 | 28.000 | 28.000 |
| Riau | 30.000 | 30.000 | 33.333 | 33.333 |
| Jambi | 25.000 | 25.000 | 25.000 | 25.000 |
| Sumatera Selatan | 30.000 | 30.100 | 30.200 | 30.200 |
| Bengkulu | 22.500 | 22.500 | 22.750 | 23.000 |
| Lampung | 22.500 | 22.500 | 23.500 | 23.500 |
| Bangka Belitung | 27.000 | 27.000 | 27.250 | 27.500 |
| Kepulauan Riau | 31.000 | 31.000 | 32.250 | 32.250 |
| Jawa Barat | 24.000 | 24.000 | 25.000 | 25.000 |
| Jawa Tengah | 25.000 | 25.000 | 25.200 | 25.420 |
| D. I. Yogyakarta | 22.500 | 23.750 | 24.000 | 24.000 |
| Jawa Timur | 28.500 | 29.000 | 29.000 | 29.000 |
| Banten | 20.833 | 20.833 | 20.833 | 21.833 |
| Bali | 24.667 | 24.667 | 24.667 | 24.833 |
| Nusa Tenggara Barat | 20.000 | 20.000 | 20.000 | 21.375 |
| Nusa Tenggara Timur | 27.500 | 27.500 | 28.000 | 28.000 |
| Kalimantan Barat | 30.000 | 30.000 | 30.000 | 30.000 |
| Kalimantan Tengah | 30.000 | 30.000 | 30.000 | 30.000 |
| Kalimantan Selatan | 30.000 | 30.000 | 30.000 | 30.000 |
| Kalimantan Timur | 29.000 | 29.000 | 29.000 | 29.000 |
| Sulawesi Utara | 27.500 | 27.500 | 28.000 | 28.000 |
| Sulawesi Tengah | 29.000 | 29.000 | 29.250 | 29.250 |
| Sulawesi Selatan | 25.000 | 25.000 | 25.400 | 25.400 |
| Sulawesi Tenggara | 20.250 | 20.250 | 20.250 | 20.250 |
| Gorontalo | 25.000 | 26.000 | 27.500 | 27.500 |
| Sulawesi Barat | 26.000 | 26.000 | 26.000 | 26.000 |
| Maluku | 25.000 | 25.000 | 25.000 | 25.000 |
| Maluku Utara | 30.000 | 30.000 | 30.000 | 30.000 |
| Papua Barat | 32.000 | 32.000 | 32.000 | 32.000 |
| Papua | 30.833 | 30.833 | 30.833 | 30.833 |
| Nasional | 26.794 | 26.883 | 27.220 | 27.322 |

Tabel 3.26: Lanjutan

| Provinsi | Mei | Juni | Juli | Agustus |
|--------------------------|---------------|---------------|---------------|---------------|
| (1) | (6) | (7) | (8) | (9) |
| Nanggroe Aceh Darussalam | 28.333 | 28.667 | 28.667 | 28.667 |
| Sumatera Utara | 30.500 | 31.500 | 31.500 | 31.500 |
| Sumatera Barat | 29.000 | 30.000 | 30.000 | 30.000 |
| Riau | 36.667 | 37.000 | 37.000 | 37.000 |
| Jambi | 25.125 | 25.125 | 25.125 | 25.125 |
| Sumatera Selatan | 30.200 | 30.200 | 30.200 | 30.200 |
| Bengkulu | 23.000 | 23.000 | 23.000 | 26.500 |
| Lampung | 23.500 | 23.500 | 23.500 | 23.500 |
| Bangka Belitung | 27.500 | 27.500 | 27.500 | 27.500 |
| Kepulauan Riau | 32.250 | 32.250 | 32.250 | 32.750 |
| Jawa Barat | 25.000 | 25.000 | 22.667 | 22.667 |
| Jawa Tengah | 25.420 | 25.520 | 25.520 | 25.767 |
| D. I. Yogyakarta | 24.000 | 24.500 | 24.500 | 24.500 |
| Jawa Timur | 29.000 | 29.000 | 29.000 | 29.000 |
| Banten | 21.833 | 21.833 | 21.833 | 21.833 |
| Bali | 24.833 | 24.833 | 24.833 | 24.833 |
| Nusa Tenggara Barat | 21.375 | 21.375 | 21.375 | 21.375 |
| Nusa Tenggara Timur | 28.000 | 28.000 | 28.000 | 28.000 |
| Kalimantan Barat | 30.000 | 30.000 | 30.500 | 30.500 |
| Kalimantan Tengah | 31.000 | 31.000 | 31.667 | 31.667 |
| Kalimantan Selatan | 30.000 | 30.417 | 30.417 | 30.417 |
| Kalimantan Timur | 30.667 | 31.667 | 31.667 | 31.667 |
| Sulawesi Utara | 28.000 | 30.500 | 30.500 | 30.500 |
| Sulawesi Tengah | 29.750 | 29.750 | 29.750 | 29.750 |
| Sulawesi Selatan | 25.400 | 25.400 | 25.400 | 25.400 |
| Sulawesi Tenggara | 20.250 | 20.250 | 20.750 | 20.875 |
| Gorontalo | 27.500 | 27.500 | 28.000 | 28.000 |
| Sulawesi Barat | 26.000 | 27.000 | 27.000 | 27.000 |
| Maluku | 26.000 | 27.250 | 27.250 | 27.250 |
| Maluku Utara | 30.000 | 30.250 | 32.750 | 32.750 |
| Papua Barat | 32.000 | 35.000 | 35.000 | 35.000 |
| Papua | 30.833 | 35.083 | 35.083 | 35.083 |
| Nasional | 27.592 | 28.121 | 28.194 | 28.330 |

Tabel 3.26: Lanjutan

| Provinsi | September | Oktober | November | Desember | Rata-rata |
|--------------------------|------------------|----------------|-----------------|-----------------|------------------|
| (1) | (10) | (11) | (12) | (13) | (14) |
| Nanggroe Aceh Darussalam | 28.667 | 28.667 | 28.667 | 28.667 | 28.528 |
| Sumatera Utara | 31.500 | 31.500 | 35.000 | 35.000 | 31.667 |
| Sumatera Barat | 30.000 | 30.000 | 30.000 | 30.000 | 29.250 |
| Riau | 29.000 | 29.000 | 35.000 | 35.000 | 33.528 |
| Jambi | 25.125 | 25.125 | 25.125 | 25.125 | 25.083 |
| Sumatera Selatan | 29.800 | 29.800 | 29.800 | 29.800 | 30.042 |
| Bengkulu | 26.500 | 26.500 | 26.500 | 26.500 | 24.354 |
| Lampung | 23.500 | 23.500 | 23.500 | 23.500 | 23.333 |
| Bangka Belitung | 29.000 | 29.000 | 27.600 | 28.000 | 27.696 |
| Kepulauan Riau | 32.250 | 32.250 | 32.250 | 32.250 | 32.083 |
| Jawa Barat | 22.667 | 22.667 | 22.667 | 22.667 | 23.667 |
| Jawa Tengah | 25.933 | 25.933 | 26.267 | 26.267 | 25.604 |
| D. I. Yogyakarta | 24.500 | 24.500 | 24.500 | 24.500 | 24.146 |
| Jawa Timur | 29.000 | 29.000 | 29.000 | 29.000 | 28.958 |
| Banten | 21.833 | 21.833 | 21.833 | 21.833 | 21.583 |
| Bali | 24.833 | 24.833 | 24.833 | 24.833 | 24.792 |
| Nusa Tenggara Barat | 21.375 | 21.375 | 21.375 | 21.375 | 21.031 |
| Nusa Tenggara Timur | 28.000 | 28.000 | 28.000 | 28.000 | 27.917 |
| Kalimantan Barat | 30.500 | 30.500 | 30.500 | 30.500 | 30.250 |
| Kalimantan Tengah | 25.000 | 25.500 | 25.000 | 25.000 | 28.819 |
| Kalimantan Selatan | 30.417 | 30.417 | 30.417 | 30.417 | 30.243 |
| Kalimantan Timur | 31.667 | 31.667 | 31.667 | 31.667 | 30.694 |
| Sulawesi Utara | 30.500 | 30.500 | 30.500 | 30.500 | 29.375 |
| Sulawesi Tengah | 29.750 | 29.750 | 29.750 | 29.750 | 29.542 |
| Sulawesi Selatan | 25.400 | 25.400 | 25.400 | 25.400 | 25.333 |
| Sulawesi Tenggara | 20.875 | 20.875 | 21.125 | 21.125 | 20.594 |
| Gorontalo | 28.000 | 28.000 | 28.000 | 28.000 | 27.417 |
| Sulawesi Barat | 27.000 | 27.000 | 27.000 | 27.000 | 26.583 |
| Maluku | 27.250 | 27.250 | 27.250 | 27.250 | 26.396 |
| Maluku Utara | 32.750 | 32.750 | 32.750 | 32.750 | 31.396 |
| Papua Barat | 35.000 | 35.000 | 35.000 | 35.000 | 33.750 |
| Papua | 35.083 | 35.083 | 35.083 | 35.083 | 33.313 |
| Nasional | 27.896 | 27.912 | 28.167 | 28.180 | 27.718 |

Tabel 3.27
Harga Konsumen Pedesaan Kelompok Perumahan, 2008
Tarif Listrik PLN Gol. 1 (Rp/KWH)

| Provinsi | Januari | Februari | Maret | April |
|--------------------------|------------|------------|------------|------------|
| (1) | (2) | (3) | (4) | (5) |
| Nanggroe Aceh Darussalam | 309 | 309 | 309 | 309 |
| Sumatera Utara | 587 | 601 | 640 | 640 |
| Sumatera Barat | 278 | 278 | 278 | 278 |
| Riau | 655 | 655 | 655 | 655 |
| Jambi | 388 | 385 | 385 | 385 |
| Sumatera Selatan | 372 | 391 | 410 | 410 |
| Bengkulu | 282 | 295 | 295 | 295 |
| Lampung | 348 | 348 | 340 | 340 |
| Bangka Belitung | 673 | 673 | 673 | 673 |
| Kepulauan Riau | 380 | 380 | 431 | 479 |
| Jawa Barat | 528 | 527 | 530 | 530 |
| Jawa Tengah | 474 | 483 | 488 | 488 |
| D. I. Yogyakarta | 586 | 619 | 695 | 670 |
| Jawa Timur | 480 | 453 | 464 | 480 |
| Banten | 555 | 562 | 521 | 550 |
| Bali | 309 | 324 | 335 | 325 |
| Nusa Tenggara Barat | 418 | 409 | 409 | 395 |
| Nusa Tenggara Timur | 308 | 295 | 291 | 290 |
| Kalimantan Barat | 330 | 330 | 331 | 338 |
| Kalimantan Tengah | 449 | 449 | 449 | 449 |
| Kalimantan Selatan | 435 | 428 | 432 | 421 |
| Kalimantan Timur | 369 | 369 | 338 | 338 |
| Sulawesi Utara | 453 | 453 | 458 | 470 |
| Sulawesi Tengah | 380 | 380 | 386 | 390 |
| Sulawesi Selatan | 247 | 389 | 386 | 386 |
| Sulawesi Tenggara | 360 | 339 | 320 | 327 |
| Gorontalo | 274 | 258 | 232 | 230 |
| Sulawesi Barat | 428 | 428 | 428 | 428 |
| Maluku | 497 | 496 | 491 | 491 |
| Maluku Utara | 398 | 398 | 405 | 405 |
| Papua Barat | 638 | 638 | 638 | 638 |
| Papua | 447 | 447 | 447 | 447 |
| Nasional | 426 | 431 | 434 | 436 |

Tabel 3.27: Lanjutan

| Provinsi | Mei | Juni | Juli | Agustus |
|--------------------------|------------|------------|------------|------------|
| (1) | (6) | (7) | (8) | (9) |
| Nanggroe Aceh Darussalam | 309 | 309 | 309 | 309 |
| Sumatera Utara | 640 | 640 | 640 | 640 |
| Sumatera Barat | 269 | 269 | 280 | 280 |
| Riau | 655 | 655 | 655 | 655 |
| Jambi | 385 | 385 | 385 | 385 |
| Sumatera Selatan | 410 | 410 | 419 | 419 |
| Bengkulu | 295 | 295 | 295 | 295 |
| Lampung | 340 | 340 | 340 | 340 |
| Bangka Belitung | 557 | 534 | 624 | 624 |
| Kepulauan Riau | 480 | 480 | 480 | 476 |
| Jawa Barat | 524 | 518 | 520 | 524 |
| Jawa Tengah | 501 | 514 | 499 | 505 |
| D. I. Yogyakarta | 695 | 695 | 695 | 695 |
| Jawa Timur | 474 | 476 | 480 | 482 |
| Banten | 550 | 550 | 550 | 550 |
| Bali | 322 | 322 | 330 | 315 |
| Nusa Tenggara Barat | 315 | 315 | 315 | 315 |
| Nusa Tenggara Timur | 290 | 290 | 280 | 286 |
| Kalimantan Barat | 338 | 338 | 338 | 338 |
| Kalimantan Tengah | 449 | 423 | 445 | 445 |
| Kalimantan Selatan | 387 | 391 | 391 | 391 |
| Kalimantan Timur | 338 | 377 | 377 | 377 |
| Sulawesi Utara | 492 | 490 | 490 | 490 |
| Sulawesi Tengah | 405 | 405 | 425 | 425 |
| Sulawesi Selatan | 386 | 386 | 398 | 398 |
| Sulawesi Tenggara | 315 | 322 | 339 | 339 |
| Gorontalo | 230 | 230 | 230 | 232 |
| Sulawesi Barat | 428 | 428 | 428 | 428 |
| Maluku | 492 | 508 | 508 | 508 |
| Maluku Utara | 410 | 456 | 456 | 456 |
| Papua Barat | 638 | 638 | 638 | 638 |
| Papua | 447 | 447 | 447 | 447 |
| Nasional | 430 | 432 | 438 | 438 |

Tabel 3.27: Lanjutan

| Provinsi | September | Oktober | November | Desember | Rata-rata |
|--------------------------|------------------|----------------|-----------------|-----------------|------------------|
| (1) | (10) | (11) | (12) | (13) | (14) |
| Nanggroe Aceh Darussalam | 309 | 309 | 309 | 321 | 310 |
| Sumatera Utara | 640 | 640 | 640 | 640 | 632 |
| Sumatera Barat | 271 | 271 | 279 | 279 | 276 |
| Riau | 655 | 655 | 655 | 655 | 655 |
| Jambi | 385 | 385 | 385 | 385 | 385 |
| Sumatera Selatan | 435 | 435 | 435 | 435 | 415 |
| Bengkulu | 295 | 295 | 295 | 354 | 299 |
| Lampung | 340 | 340 | 340 | 340 | 341 |
| Bangka Belitung | 624 | 624 | 619 | 619 | 626 |
| Kepulauan Riau | 476 | 510 | 510 | 574 | 471 |
| Jawa Barat | 539 | 539 | 539 | 539 | 530 |
| Jawa Tengah | 505 | 505 | 509 | 511 | 499 |
| D. I. Yogyakarta | 695 | 695 | 695 | 695 | 677 |
| Jawa Timur | 482 | 482 | 482 | 482 | 476 |
| Banten | 550 | 550 | 550 | 550 | 549 |
| Bali | 316 | 349 | 349 | 349 | 329 |
| Nusa Tenggara Barat | 315 | 315 | 315 | 315 | 346 |
| Nusa Tenggara Timur | 281 | 281 | 282 | 282 | 288 |
| Kalimantan Barat | 338 | 338 | 338 | 338 | 336 |
| Kalimantan Tengah | 445 | 445 | 445 | 455 | 446 |
| Kalimantan Selatan | 391 | 391 | 375 | 372 | 400 |
| Kalimantan Timur | 377 | 377 | 377 | 377 | 366 |
| Sulawesi Utara | 490 | 490 | 490 | 490 | 480 |
| Sulawesi Tengah | 425 | 425 | 425 | 453 | 410 |
| Sulawesi Selatan | 398 | 398 | 404 | 359 | 378 |
| Sulawesi Tenggara | 339 | 339 | 339 | 329 | 334 |
| Gorontalo | 232 | 230 | 232 | 232 | 237 |
| Sulawesi Barat | 428 | 428 | 428 | 428 | 428 |
| Maluku | 508 | 508 | 508 | 508 | 502 |
| Maluku Utara | 456 | 456 | 456 | 456 | 434 |
| Papua Barat | 638 | 638 | 638 | 638 | 638 |
| Papua | 447 | 447 | 447 | 447 | 447 |
| Nasional | 438 | 440 | 440 | 444 | 436 |

Tabel 3.28
Harga Konsumen Pedesaan Kelompok Perumahan, 2008
Lilin (Rp/Pak= 10 Buah)

| Provinsi | Januari | Februari | Maret | April |
|--------------------------|--------------|--------------|--------------|--------------|
| (1) | (2) | (3) | (4) | (5) |
| Nanggroe Aceh Darussalam | 4.500 | 4.667 | 4.500 | 4.500 |
| Sumatera Utara | 3.000 | 3.000 | 3.667 | 3.667 |
| Sumatera Barat | 2.975 | 2.975 | 2.975 | 2.975 |
| Riau | 6.500 | 6.500 | 6.500 | 6.550 |
| Jambi | 7.143 | 7.143 | 7.286 | 7.286 |
| Sumatera Selatan | 4.867 | 6.667 | 7.000 | 7.571 |
| Bengkulu | 5.214 | 5.214 | 4.917 | 4.917 |
| Lampung | 5.875 | 6.000 | 5.917 | 5.917 |
| Bangka Belitung | 7.833 | 7.833 | 7.833 | 7.833 |
| Kepulauan Riau | 4.375 | 4.375 | 4.375 | 4.375 |
| Jawa Barat | 3.378 | 3.367 | 3.355 | 3.536 |
| Jawa Tengah | 2.744 | 2.942 | 3.173 | 3.212 |
| D. I. Yogyakarta | 2.750 | 2.750 | 3.000 | 3.000 |
| Jawa Timur | 3.483 | 3.443 | 3.505 | 3.555 |
| Banten | 3.000 | 3.000 | 3.417 | 4.250 |
| Bali | 4.500 | 4.500 | 4.500 | 4.500 |
| Nusa Tenggara Barat | 5.000 | 5.000 | 5.000 | 5.000 |
| Nusa Tenggara Timur | 2.875 | 3.906 | 3.611 | 3.639 |
| Kalimantan Barat | 5.600 | 5.800 | 6.875 | 7.000 |
| Kalimantan Tengah | 4.750 | 4.750 | 4.750 | 4.333 |
| Kalimantan Selatan | 4.000 | 3.500 | 3.625 | 3.625 |
| Kalimantan Timur | 4.333 | 4.750 | 4.500 | 4.583 |
| Sulawesi Utara | 4.167 | 4.625 | 4.875 | 4.875 |
| Sulawesi Tengah | 4.500 | 4.750 | 4.700 | 4.700 |
| Sulawesi Selatan | 3.167 | 3.333 | 3.429 | 3.429 |
| Sulawesi Tenggara | 3.375 | 3.417 | 3.417 | 3.417 |
| Gorontalo | - | - | - | - |
| Sulawesi Barat | 7.000 | 7.000 | 7.000 | 7.000 |
| Maluku | 6.000 | 5.800 | 5.167 | 5.167 |
| Maluku Utara | 6.600 | 6.600 | 7.000 | 7.143 |
| Papua Barat | 7.000 | 7.000 | 7.000 | 7.000 |
| Papua | 7.000 | 7.000 | 6.900 | 7.100 |
| Nasional | 4.758 | 4.891 | 4.960 | 5.021 |

Tabel 3.28: Lanjutan

| Provinsi | Mei | Juni | Juli | Agustus |
|--------------------------|--------------|--------------|--------------|----------------|
| (1) | (6) | (7) | (8) | (9) |
| Nanggroe Aceh Darussalam | 4.500 | 4.500 | 4.500 | 4.500 |
| Sumatera Utara | 3.667 | 4.167 | 4.333 | 4.500 |
| Sumatera Barat | 2.975 | 2.975 | 3.086 | 3.086 |
| Riau | 6.550 | 6.550 | 6.550 | 6.550 |
| Jambi | 7.286 | 7.286 | 7.286 | 8.667 |
| Sumatera Selatan | 8.167 | 8.143 | 7.625 | 7.625 |
| Bengkulu | 4.917 | 4.917 | 5.083 | 5.250 |
| Lampung | 5.917 | 6.000 | 6.333 | 6.333 |
| Bangka Belitung | 7.333 | 7.333 | 7.500 | 7.500 |
| Kepulauan Riau | 4.375 | 4.375 | 4.375 | 4.625 |
| Jawa Barat | 3.715 | 3.869 | 3.985 | 4.071 |
| Jawa Tengah | 3.250 | 3.375 | 3.265 | 3.128 |
| D. I. Yogyakarta | 3.000 | 3.000 | 4.500 | 4.500 |
| Jawa Timur | 3.943 | 4.053 | 4.132 | 4.132 |
| Banten | 4.250 | 4.375 | 4.563 | 4.438 |
| Bali | 4.500 | 5.000 | 5.000 | 5.000 |
| Nusa Tenggara Barat | 5.000 | 5.000 | 5.000 | 5.000 |
| Nusa Tenggara Timur | 3.672 | 3.672 | 3.971 | 3.971 |
| Kalimantan Barat | 7.000 | 7.000 | 7.125 | 7.000 |
| Kalimantan Tengah | 4.333 | 4.333 | 4.500 | 4.500 |
| Kalimantan Selatan | 3.420 | 3.540 | 3.540 | 3.540 |
| Kalimantan Timur | 4.583 | 4.833 | 4.833 | 4.833 |
| Sulawesi Utara | 4.875 | 5.250 | 5.250 | 5.667 |
| Sulawesi Tengah | 4.900 | 5.000 | 5.300 | 5.300 |
| Sulawesi Selatan | 3.429 | 3.500 | 3.563 | 3.688 |
| Sulawesi Tenggara | 3.300 | 3.300 | 3.625 | 3.625 |
| Gorontalo | - | - | - | - |
| Sulawesi Barat | 7.083 | 7.083 | 7.083 | 7.083 |
| Maluku | 5.333 | 5.333 | 5.333 | 6.667 |
| Maluku Utara | 7.143 | 7.429 | 7.429 | 7.429 |
| Papua Barat | 7.000 | 7.167 | 7.833 | 7.833 |
| Papua | 7.300 | 7.300 | 7.300 | 7.400 |
| Nasional | 5.055 | 5.150 | 5.284 | 5.401 |

Tabel 3.28: Lanjutan

| Provinsi | September | Oktober | November | Desember | Rata-rata |
|--------------------------|------------------|----------------|-----------------|-----------------|------------------|
| (1) | (10) | (11) | (12) | (13) | (14) |
| Nanggroe Aceh Darussalam | 4.500 | 4.750 | 4.750 | 4.500 | 4.556 |
| Sumatera Utara | 4.500 | 4.500 | 4.500 | 4.500 | 4.000 |
| Sumatera Barat | 3.086 | 3.086 | 3.086 | 3.086 | 3.031 |
| Riau | 6.550 | 6.550 | 6.550 | 6.550 | 6.538 |
| Jambi | 8.667 | 8.667 | 8.400 | 8.625 | 7.812 |
| Sumatera Selatan | 6.800 | 6.800 | 6.800 | 6.900 | 7.080 |
| Bengkulu | 5.250 | 5.250 | 5.250 | 5.400 | 5.132 |
| Lampung | 6.333 | 6.600 | 6.800 | 6.600 | 6.219 |
| Bangka Belitung | 8.800 | 8.800 | 8.250 | 8.250 | 7.925 |
| Kepulauan Riau | 4.625 | 4.625 | 4.625 | 4.875 | 4.500 |
| Jawa Barat | 4.086 | 4.086 | 4.086 | 4.354 | 3.824 |
| Jawa Tengah | 3.365 | 3.458 | 3.538 | 3.417 | 3.239 |
| D. I. Yogyakarta | 4.500 | 4.500 | 4.500 | 4.500 | 3.708 |
| Jawa Timur | 4.158 | 4.158 | 4.181 | 4.181 | 3.910 |
| Banten | 4.438 | 4.438 | 4.563 | 4.563 | 4.108 |
| Bali | 5.000 | 5.000 | 5.000 | 5.000 | 4.792 |
| Nusa Tenggara Barat | 5.000 | 5.000 | 5.000 | 5.000 | 5.000 |
| Nusa Tenggara Timur | 4.367 | 4.483 | 4.483 | 4.483 | 3.928 |
| Kalimantan Barat | 8.222 | 9.444 | 9.444 | 8.375 | 7.407 |
| Kalimantan Tengah | 4.500 | 4.500 | 4.500 | 4.625 | 4.531 |
| Kalimantan Selatan | 3.540 | 3.950 | 4.250 | 4.250 | 3.732 |
| Kalimantan Timur | 4.833 | 4.917 | 4.917 | 5.250 | 4.764 |
| Sulawesi Utara | 5.667 | 5.000 | 5.000 | 5.500 | 5.063 |
| Sulawesi Tengah | 5.300 | 5.300 | 5.300 | 5.300 | 5.029 |
| Sulawesi Selatan | 4.063 | 4.063 | 4.143 | 4.143 | 3.662 |
| Sulawesi Tenggara | 3.625 | 3.875 | 4.125 | 3.833 | 3.578 |
| Gorontalo | - | - | - | - | - |
| Sulawesi Barat | 7.083 | 7.083 | 7.083 | 7.083 | 7.056 |
| Maluku | 6.667 | 6.667 | 6.667 | 6.667 | 5.956 |
| Maluku Utara | 7.429 | 7.429 | 7.429 | 7.333 | 7.199 |
| Papua Barat | 8.500 | 8.500 | 8.500 | 7.833 | 7.597 |
| Papua | 7.400 | 7.400 | 7.400 | 7.400 | 7.242 |
| Nasional | 5.511 | 5.577 | 5.585 | 5.561 | 5.230 |

Tabel 3.29
Harga Konsumen Pedesaan Kelompok Perumahan, 2008
Lampu TL/Neon, 10 Watt (Rp/Buah)

| Provinsi | Januari | Februari | Maret | April |
|--------------------------|---------------|---------------|---------------|---------------|
| (1) | (2) | (3) | (4) | (5) |
| Nanggroe Aceh Darussalam | 13.200 | 13.200 | 13.136 | 13.136 |
| Sumatera Utara | 10.010 | 10.105 | 10.238 | 10.238 |
| Sumatera Barat | 17.036 | 17.036 | 17.036 | 16.962 |
| Riau | 13.650 | 15.682 | 15.864 | 15.864 |
| Jambi | 24.417 | 24.417 | 24.417 | 24.417 |
| Sumatera Selatan | 17.944 | 19.750 | 18.333 | 19.125 |
| Bengkulu | 19.167 | 19.167 | 19.167 | 19.167 |
| Lampung | 17.682 | 17.409 | 17.409 | 17.409 |
| Bangka Belitung | 9.269 | 9.269 | 9.269 | 9.269 |
| Kepulauan Riau | 11.688 | 12.417 | 11.214 | 11.214 |
| Jawa Barat | 14.138 | 14.071 | 14.085 | 14.085 |
| Jawa Tengah | 10.141 | 10.210 | 10.112 | 10.219 |
| D. I. Yogyakarta | 10.618 | 10.618 | 10.750 | 10.750 |
| Jawa Timur | 10.313 | 10.178 | 10.162 | 10.264 |
| Banten | 14.875 | 17.313 | 15.409 | 15.767 |
| Bali | 16.367 | 19.316 | 18.974 | 18.947 |
| Nusa Tenggara Barat | 22.563 | 20.000 | 20.000 | 19.692 |
| Nusa Tenggara Timur | 21.077 | 19.346 | 19.559 | 19.853 |
| Kalimantan Barat | 15.050 | 15.050 | 13.917 | 14.682 |
| Kalimantan Tengah | 19.522 | 20.245 | 21.520 | 21.520 |
| Kalimantan Selatan | 14.000 | 14.438 | 14.083 | 13.393 |
| Kalimantan Timur | 24.857 | 22.900 | 23.000 | 24.000 |
| Sulawesi Utara | 16.031 | 16.031 | 16.031 | 16.031 |
| Sulawesi Tengah | 13.654 | 14.533 | 17.467 | 17.125 |
| Sulawesi Selatan | 13.688 | 16.100 | 19.042 | 16.350 |
| Sulawesi Tenggara | 14.131 | 14.716 | 16.921 | 18.186 |
| Gorontalo | 10.200 | 10.200 | 10.200 | 10.200 |
| Sulawesi Barat | 11.846 | 16.154 | 15.571 | 17.318 |
| Maluku | 18.950 | 18.950 | 19.450 | 19.700 |
| Maluku Utara | 15.800 | 15.800 | 18.786 | 21.083 |
| Papua Barat | 11.929 | 11.417 | 14.857 | 14.857 |
| Papua | 22.389 | 20.786 | 20.500 | 20.786 |
| Nasional | 15.506 | 15.838 | 16.140 | 16.300 |

Tabel 3.29: Lanjutan

| Provinsi | Mei | Juni | Juli | Agustus |
|--------------------------|---------------|---------------|---------------|----------------|
| (1) | (6) | (7) | (8) | (9) |
| Nanggroe Aceh Darussalam | 13.591 | 14.318 | 14.591 | 14.682 |
| Sumatera Utara | 10.286 | 10.429 | 10.500 | 10.524 |
| Sumatera Barat | 17.036 | 17.250 | 17.429 | 18.286 |
| Riau | 16.955 | 17.227 | 17.409 | 16.583 |
| Jambi | 24.417 | 25.917 | 25.917 | 25.917 |
| Sumatera Selatan | 19.125 | 19.125 | 20.429 | 20.429 |
| Bengkulu | 19.167 | 19.500 | 19.500 | 19.833 |
| Lampung | 17.500 | 17.909 | 18.091 | 18.091 |
| Bangka Belitung | 10.038 | 10.115 | 10.269 | 10.423 |
| Kepulauan Riau | 11.214 | 11.357 | 11.357 | 11.357 |
| Jawa Barat | 14.375 | 15.476 | 15.641 | 16.068 |
| Jawa Tengah | 10.319 | 10.328 | 10.318 | 10.246 |
| D. I. Yogyakarta | 10.750 | 10.750 | 10.776 | 11.039 |
| Jawa Timur | 10.302 | 10.479 | 10.586 | 10.666 |
| Banten | 16.071 | 15.786 | 16.143 | 16.714 |
| Bali | 18.350 | 18.475 | 18.575 | 18.675 |
| Nusa Tenggara Barat | 17.786 | 17.133 | 17.333 | 17.333 |
| Nusa Tenggara Timur | 19.853 | 19.406 | 19.500 | 19.500 |
| Kalimantan Barat | 14.792 | 14.833 | 14.833 | 15.000 |
| Kalimantan Tengah | 21.520 | 23.020 | 23.070 | 23.070 |
| Kalimantan Selatan | 12.900 | 13.133 | 13.179 | 12.269 |
| Kalimantan Timur | 24.000 | 24.063 | 24.188 | 24.313 |
| Sulawesi Utara | 16.031 | 13.944 | 17.400 | 17.400 |
| Sulawesi Tengah | 17.188 | 17.375 | 17.531 | 17.656 |
| Sulawesi Selatan | 16.455 | 16.636 | 17.500 | 15.667 |
| Sulawesi Tenggara | 18.719 | 19.430 | 20.381 | 20.381 |
| Gorontalo | 10.200 | 10.200 | 10.200 | 10.700 |
| Sulawesi Barat | 16.750 | 14.917 | 16.091 | 16.091 |
| Maluku | 19.900 | 20.000 | 20.000 | 20.000 |
| Maluku Utara | 23.700 | 23.700 | 23.700 | 23.700 |
| Papua Barat | 11.667 | 16.833 | 14.800 | 14.800 |
| Papua | 18.357 | 18.786 | 21.950 | 22.278 |
| Nasional | 16.228 | 16.495 | 16.850 | 16.865 |

Tabel 3.29: Lanjutan

| Provinsi | September | Oktober | November | Desember | Rata-rata |
|--------------------------|------------------|----------------|-----------------|-----------------|------------------|
| (1) | (10) | (11) | (12) | (13) | (14) |
| Nanggroe Aceh Darussalam | 14.682 | 14.773 | 14.773 | 14.773 | 14.071 |
| Sumatera Utara | 10.500 | 10.500 | 10.548 | 10.595 | 10.373 |
| Sumatera Barat | 18.143 | 18.143 | 18.143 | 18.143 | 17.553 |
| Riau | 15.923 | 16.115 | 16.346 | 16.346 | 16.164 |
| Jambi | 25.917 | 25.917 | 25.917 | 25.917 | 25.292 |
| Sumatera Selatan | 20.750 | 20.750 | 20.750 | 20.750 | 19.772 |
| Bengkulu | 19.833 | 19.833 | 19.917 | 18.167 | 19.368 |
| Lampung | 18.136 | 18.136 | 17.850 | 18.500 | 17.844 |
| Bangka Belitung | 10.500 | 10.500 | 10.500 | 10.654 | 10.006 |
| Kepulauan Riau | 10.563 | 11.063 | 10.389 | 12.286 | 11.343 |
| Jawa Barat | 16.451 | 16.441 | 16.467 | 16.729 | 15.336 |
| Jawa Tengah | 10.270 | 10.266 | 10.311 | 10.395 | 10.261 |
| D. I. Yogyakarta | 11.039 | 11.092 | 11.092 | 11.039 | 10.860 |
| Jawa Timur | 10.710 | 10.690 | 10.772 | 10.772 | 10.491 |
| Banten | 18.867 | 19.067 | 19.267 | 19.533 | 17.068 |
| Bali | 18.675 | 19.775 | 20.100 | 20.200 | 18.869 |
| Nusa Tenggara Barat | 17.400 | 16.857 | 17.286 | 17.286 | 18.389 |
| Nusa Tenggara Timur | 19.500 | 19.733 | 20.067 | 19.536 | 19.744 |
| Kalimantan Barat | 15.042 | 14.227 | 14.318 | 14.136 | 14.657 |
| Kalimantan Tengah | 23.370 | 20.592 | 20.977 | 21.038 | 21.622 |
| Kalimantan Selatan | 12.536 | 12.821 | 12.393 | 11.227 | 13.031 |
| Kalimantan Timur | 25.063 | 25.250 | 25.375 | 25.375 | 24.365 |
| Sulawesi Utara | 17.400 | 18.500 | 17.500 | 14.857 | 16.430 |
| Sulawesi Tengah | 17.656 | 17.656 | 17.656 | 17.656 | 16.929 |
| Sulawesi Selatan | 15.833 | 16.250 | 16.250 | 17.273 | 16.420 |
| Sulawesi Tenggara | 20.381 | 20.381 | 20.569 | 22.025 | 18.852 |
| Gorontalo | 10.700 | 10.950 | 11.250 | 11.250 | 10.521 |
| Sulawesi Barat | 16.091 | 16.091 | 16.091 | 16.545 | 15.796 |
| Maluku | 20.000 | 20.500 | 20.500 | 20.500 | 19.871 |
| Maluku Utara | 23.700 | 23.700 | 23.700 | 22.000 | 21.614 |
| Papua Barat | 15.200 | 15.200 | 15.200 | 15.400 | 14.347 |
| Papua | 17.938 | 16.333 | 16.357 | 17.417 | 19.490 |
| Nasional | 16.836 | 16.816 | 16.832 | 16.823 | 16.461 |

Tabel 3.30
Harga Konsumen Pedesaan Kelompok Perumahan, 2008
Gas LPG (Rp/12 Kg)

| Provinsi | Januari | Februari | Maret | April |
|--------------------------|---------------|---------------|---------------|---------------|
| (1) | (2) | (3) | (4) | (5) |
| Nanggroe Aceh Darussalam | 69.000 | 68.333 | 72.000 | 73.625 |
| Sumatera Utara | 50.925 | 55.617 | 57.783 | 58.467 |
| Sumatera Barat | 75.833 | 79.947 | 87.708 | 88.946 |
| Riau | 75.833 | 81.000 | 77.000 | 76.778 |
| Jambi | 60.222 | 60.222 | 60.222 | 60.889 |
| Sumatera Selatan | 59.200 | 59.200 | 59.534 | 60.162 |
| Bengkulu | 63.333 | 63.333 | 64.500 | 64.500 |
| Lampung | 57.600 | 57.600 | 57.333 | 57.667 |
| Bangka Belitung | 65.933 | 65.933 | 68.293 | 68.293 |
| Kepulauan Riau | 86.250 | 86.250 | 86.250 | 86.250 |
| Jawa Barat | 70.875 | 70.875 | 70.981 | 71.379 |
| Jawa Tengah | 52.972 | 54.127 | 50.559 | 51.765 |
| D. I. Yogyakarta | 71.500 | 71.500 | 73.463 | 72.275 |
| Jawa Timur | 64.033 | 64.192 | 65.033 | 70.062 |
| Banten | 69.800 | 73.308 | 73.308 | 73.936 |
| Bali | 59.000 | 59.125 | 58.444 | 58.500 |
| Nusa Tenggara Barat | 75.000 | 75.000 | 75.000 | 77.000 |
| Nusa Tenggara Timur | - | - | - | - |
| Kalimantan Barat | 108.000 | 108.500 | 104.800 | 102.313 |
| Kalimantan Tengah | 55.000 | 71.667 | 75.000 | 87.000 |
| Kalimantan Selatan | 103.000 | 103.000 | 103.000 | 103.000 |
| Kalimantan Timur | 83.000 | 86.714 | 83.667 | 90.889 |
| Sulawesi Utara | - | - | - | - |
| Sulawesi Tengah | 100.000 | 100.000 | 100.000 | 100.000 |
| Sulawesi Selatan | 79.500 | 79.500 | 74.629 | 74.203 |
| Sulawesi Tenggara | 115.000 | 117.500 | 116.667 | 117.500 |
| Gorontalo | - | - | - | - |
| Sulawesi Barat | 73.333 | 80.000 | 80.000 | 77.966 |
| Maluku | - | - | - | - |
| Maluku Utara | 135.000 | 135.000 | 135.000 | 135.000 |
| Papua Barat | 127.500 | 127.500 | 127.500 | 127.500 |
| Papua | 120.000 | 120.000 | 120.000 | 120.000 |
| Nasional | 79.523 | 81.248 | 81.346 | 82.352 |

Tabel 3.30: Lanjutan

| Provinsi | Mei | Juni | Juli | Agustus |
|--------------------------|---------------|---------------|---------------|----------------|
| (1) | (6) | (7) | (8) | (9) |
| Nanggroe Aceh Darussalam | 74.250 | 77.750 | 80.250 | 84.125 |
| Sumatera Utara | 57.967 | 61.114 | 68.726 | 70.298 |
| Sumatera Barat | 85.388 | 89.085 | 92.469 | 95.583 |
| Riau | 78.111 | 80.333 | 81.889 | 83.889 |
| Jambi | 62.778 | 68.000 | 72.444 | 73.222 |
| Sumatera Selatan | 61.169 | 65.467 | 74.583 | 76.843 |
| Bengkulu | 65.233 | 65.966 | 71.373 | 72.337 |
| Lampung | 57.667 | 60.429 | 65.000 | 65.714 |
| Bangka Belitung | 68.293 | 68.293 | 78.356 | 78.356 |
| Kepulauan Riau | 86.250 | 86.250 | 86.250 | 86.250 |
| Jawa Barat | 73.788 | 77.190 | 82.123 | 83.716 |
| Jawa Tengah | 52.051 | 53.993 | 69.007 | 69.683 |
| D. I. Yogyakarta | 72.514 | 73.353 | 79.820 | 84.670 |
| Jawa Timur | 68.491 | 69.623 | 75.433 | 76.398 |
| Banten | 76.298 | 78.990 | 84.507 | 85.718 |
| Bali | 58.444 | 58.556 | 67.111 | 68.000 |
| Nusa Tenggara Barat | 77.000 | 78.500 | 95.000 | 95.000 |
| Nusa Tenggara Timur | - | - | - | - |
| Kalimantan Barat | 101.688 | 95.938 | 97.000 | 96.500 |
| Kalimantan Tengah | 99.000 | 104.167 | 110.000 | 103.333 |
| Kalimantan Selatan | 114.000 | 128.000 | 128.000 | 124.000 |
| Kalimantan Timur | 97.000 | 98.600 | 103.350 | 104.350 |
| Sulawesi Utara | - | - | - | - |
| Sulawesi Tengah | 100.000 | 122.500 | 117.500 | 117.500 |
| Sulawesi Selatan | 75.050 | 76.944 | 83.051 | 83.191 |
| Sulawesi Tenggara | 117.500 | 117.500 | 117.500 | 117.500 |
| Gorontalo | - | - | - | - |
| Sulawesi Barat | 77.966 | 79.711 | 84.366 | 85.126 |
| Maluku | - | - | - | - |
| Maluku Utara | 135.000 | 137.500 | 137.500 | 137.500 |
| Papua Barat | 127.500 | 127.500 | 130.000 | 132.500 |
| Papua | 120.000 | 123.000 | 123.000 | 123.000 |
| Nasional | 83.586 | 86.580 | 91.272 | 91.939 |

Tabel 3.30: Lanjutan

| Provinsi | September | Oktober | November | Desember | Rata-rata |
|--------------------------|------------------|----------------|-----------------|-----------------|------------------|
| (1) | (10) | (11) | (12) | (13) | (14) |
| Nanggroe Aceh Darussalam | 87.500 | 87.250 | 88.875 | 86.333 | 79.108 |
| Sumatera Utara | 72.869 | 73.298 | 74.012 | 73.440 | 64.543 |
| Sumatera Barat | 99.500 | 101.503 | 100.891 | 100.891 | 91.479 |
| Riau | 90.000 | 90.000 | 77.143 | 77.500 | 80.790 |
| Jambi | 75.778 | 74.667 | 74.667 | 74.667 | 68.148 |
| Sumatera Selatan | 86.404 | 86.999 | 84.869 | 84.869 | 71.608 |
| Bengkulu | 82.419 | 82.800 | 82.800 | 82.800 | 71.783 |
| Lampung | 70.714 | 79.167 | 77.500 | 77.500 | 65.324 |
| Bangka Belitung | 78.356 | 80.269 | 82.800 | 78.118 | 78.558 |
| Kepulauan Riau | 86.250 | 86.250 | 86.250 | 86.250 | 86.250 |
| Jawa Barat | 88.217 | 89.933 | 87.898 | 89.571 | 79.712 |
| Jawa Tengah | 63.471 | 66.127 | 66.493 | 66.429 | 59.723 |
| D. I. Yogyakarta | 88.892 | 89.658 | 91.468 | 93.052 | 80.180 |
| Jawa Timur | 81.068 | 82.393 | 83.205 | 83.788 | 73.643 |
| Banten | 86.344 | 86.580 | 86.934 | 89.474 | 80.433 |
| Bali | 71.222 | 76.444 | 77.222 | 77.000 | 65.756 |
| Nusa Tenggara Barat | 95.000 | 95.000 | 95.000 | 95.000 | 85.625 |
| Nusa Tenggara Timur | - | - | - | - | - |
| Kalimantan Barat | 98.941 | 97.063 | 97.063 | 98.250 | 100.504 |
| Kalimantan Tengah | 105.000 | 108.333 | 109.167 | 104.000 | 94.306 |
| Kalimantan Selatan | 124.000 | 124.000 | 124.000 | 123.000 | 116.750 |
| Kalimantan Timur | 107.350 | 107.350 | 107.850 | 107.350 | 98.122 |
| Sulawesi Utara | - | - | - | - | - |
| Sulawesi Tengah | 117.500 | 117.500 | 117.500 | 113.000 | 110.250 |
| Sulawesi Selatan | 104.294 | 103.439 | 103.439 | 103.877 | 86.760 |
| Sulawesi Tenggara | 117.500 | 117.500 | 120.000 | 120.000 | 117.639 |
| Gorontalo | - | - | - | - | - |
| Sulawesi Barat | 86.633 | 88.943 | 91.253 | 90.675 | 82.998 |
| Maluku | - | - | - | - | - |
| Maluku Utara | 137.500 | 137.500 | 137.500 | 137.500 | 136.458 |
| Papua Barat | 132.500 | 132.500 | 132.500 | 132.500 | 129.792 |
| Papua | 123.000 | 123.000 | 125.000 | 125.000 | 122.083 |
| Nasional | 94.937 | 95.909 | 95.832 | 95.423 | 88.512 |

Tabel 3.31
Harga Konsumen Pedesaan Kelompok Perumahan, 2008
Senter (Rp/Buah)

| Provinsi | Januari | Februari | Maret | April |
|--------------------------|---------------|---------------|---------------|---------------|
| (1) | (2) | (3) | (4) | (5) |
| Nanggroe Aceh Darussalam | 17.200 | 16.833 | 17.000 | 17.250 |
| Sumatera Utara | 21.333 | 18.214 | 19.083 | 19.083 |
| Sumatera Barat | 13.143 | 13.375 | 15.700 | 16.350 |
| Riau | 17.438 | 17.688 | 17.688 | 17.650 |
| Jambi | 20.143 | 23.600 | 21.417 | 21.833 |
| Sumatera Selatan | 24.286 | 22.571 | 21.167 | 21.167 |
| Bengkulu | 17.400 | 16.000 | 18.500 | 18.750 |
| Lampung | 20.000 | 20.000 | 17.875 | 21.167 |
| Bangka Belitung | 12.333 | 12.333 | 12.333 | 12.333 |
| Kepulauan Riau | 16.429 | 16.429 | 16.429 | 16.429 |
| Jawa Barat | 20.864 | 19.483 | 17.778 | 17.667 |
| Jawa Tengah | 16.125 | 18.158 | 17.744 | 17.756 |
| D. I. Yogyakarta | 17.667 | 20.125 | 20.000 | 21.250 |
| Jawa Timur | 25.167 | 22.987 | 21.279 | 21.360 |
| Banten | 15.250 | 15.200 | 18.083 | 18.083 |
| Bali | 18.333 | 17.409 | 18.344 | 18.344 |
| Nusa Tenggara Barat | 25.000 | 20.000 | 18.125 | 18.750 |
| Nusa Tenggara Timur | 17.500 | 20.045 | 20.656 | 21.556 |
| Kalimantan Barat | 15.667 | 16.750 | 15.800 | 16.763 |
| Kalimantan Tengah | 14.375 | 14.375 | 14.300 | 14.818 |
| Kalimantan Selatan | 15.111 | 15.111 | 15.111 | 15.111 |
| Kalimantan Timur | 19.400 | 19.250 | 18.750 | 18.750 |
| Sulawesi Utara | 15.500 | 16.063 | 17.063 | 17.063 |
| Sulawesi Tengah | 21.235 | 21.235 | 22.056 | 22.775 |
| Sulawesi Selatan | 22.500 | 25.000 | 24.833 | 23.429 |
| Sulawesi Tenggara | 25.737 | 26.739 | 26.667 | 27.500 |
| Gorontalo | 17.667 | 17.667 | 17.667 | 17.667 |
| Sulawesi Barat | 20.250 | 20.778 | 21.036 | 20.618 |
| Maluku | 25.208 | 26.964 | 26.964 | 26.219 |
| Maluku Utara | 25.000 | 25.000 | 23.864 | 25.833 |
| Papua Barat | 28.000 | 28.000 | 28.000 | 26.143 |
| Papua | 22.500 | 22.500 | 23.000 | 23.000 |
| Nasional | 19.492 | 19.559 | 19.510 | 19.765 |

Tabel 3.31: Lanjutan

| Provinsi | Mei | Juni | Juli | Agustus |
|--------------------------|---------------|---------------|---------------|----------------|
| (1) | (6) | (7) | (8) | (9) |
| Nanggroe Aceh Darussalam | 17.250 | 17.417 | 17.182 | 16.833 |
| Sumatera Utara | 19.083 | 19.333 | 19.500 | 19.500 |
| Sumatera Barat | 16.900 | 18.125 | 18.750 | 18.750 |
| Riau | 16.708 | 16.708 | 17.208 | 17.292 |
| Jambi | 21.091 | 21.545 | 21.636 | 21.636 |
| Sumatera Selatan | 21.167 | 20.643 | 20.800 | 21.467 |
| Bengkulu | 19.125 | 19.125 | 19.125 | 19.375 |
| Lampung | 21.278 | 21.500 | 21.500 | 21.556 |
| Bangka Belitung | 13.500 | 13.611 | 13.938 | 13.938 |
| Kepulauan Riau | 16.429 | 17.571 | 17.571 | 17.571 |
| Jawa Barat | 17.667 | 18.484 | 17.241 | 17.833 |
| Jawa Tengah | 17.911 | 17.786 | 17.628 | 17.740 |
| D. I. Yogyakarta | 20.857 | 21.875 | 21.188 | 21.714 |
| Jawa Timur | 21.281 | 21.833 | 21.854 | 22.511 |
| Banten | 18.357 | 19.286 | 19.571 | 19.571 |
| Bali | 18.344 | 18.344 | 18.344 | 18.344 |
| Nusa Tenggara Barat | 20.500 | 20.500 | 21.500 | 21.500 |
| Nusa Tenggara Timur | 23.650 | 22.763 | 24.559 | 25.147 |
| Kalimantan Barat | 16.658 | 16.658 | 17.868 | 18.289 |
| Kalimantan Tengah | 15.455 | 16.538 | 16.200 | 16.200 |
| Kalimantan Selatan | 17.273 | 19.250 | 18.900 | 19.100 |
| Kalimantan Timur | 19.607 | 21.500 | 26.933 | 26.933 |
| Sulawesi Utara | 17.063 | 17.063 | 17.063 | 18.313 |
| Sulawesi Tengah | 22.775 | 22.825 | 22.825 | 23.025 |
| Sulawesi Selatan | 22.800 | 22.800 | 22.471 | 22.765 |
| Sulawesi Tenggara | 26.364 | 29.688 | 29.036 | 29.036 |
| Gorontalo | 17.667 | 17.667 | 17.654 | 17.654 |
| Sulawesi Barat | 21.029 | 22.029 | 22.088 | 22.676 |
| Maluku | 26.531 | 27.400 | 27.094 | 25.714 |
| Maluku Utara | 26.944 | 29.722 | 29.722 | 29.722 |
| Papua Barat | 26.143 | 26.250 | 26.500 | 26.556 |
| Papua | 30.000 | 30.000 | 30.000 | 30.000 |
| Nasional | 20.231 | 20.807 | 21.045 | 21.196 |

Tabel 3.31: Lanjutan

| Provinsi | September | Oktober | November | Desember | Rata-rata |
|--------------------------|------------------|----------------|-----------------|-----------------|------------------|
| (1) | (10) | (11) | (12) | (13) | (14) |
| Nanggroe Aceh Darussalam | 16.833 | 16.833 | 16.833 | 16.375 | 16.987 |
| Sumatera Utara | 19.667 | 19.667 | 20.583 | 20.583 | 19.636 |
| Sumatera Barat | 20.556 | 21.444 | 21.444 | 21.444 | 17.998 |
| Riau | 16.607 | 16.821 | 16.773 | 16.773 | 17.113 |
| Jambi | 21.636 | 21.636 | 22.091 | 21.800 | 21.672 |
| Sumatera Selatan | 21.375 | 21.375 | 21.938 | 21.938 | 21.658 |
| Bengkulu | 19.375 | 19.375 | 19.375 | 24.400 | 19.160 |
| Lampung | 21.778 | 21.778 | 23.222 | 20.625 | 21.023 |
| Bangka Belitung | 13.650 | 13.850 | 14.409 | 14.409 | 13.386 |
| Kepulauan Riau | 19.857 | 19.857 | 19.857 | 19.857 | 17.857 |
| Jawa Barat | 17.862 | 18.077 | 18.192 | 18.958 | 18.342 |
| Jawa Tengah | 18.229 | 18.448 | 17.840 | 18.044 | 17.784 |
| D. I. Yogyakarta | 21.250 | 20.750 | 21.500 | 21.438 | 20.801 |
| Jawa Timur | 22.511 | 22.511 | 22.554 | 22.554 | 22.367 |
| Banten | 19.786 | 20.286 | 20.714 | 21.429 | 18.801 |
| Bali | 18.344 | 21.867 | 25.375 | 25.375 | 19.730 |
| Nusa Tenggara Barat | 23.000 | 23.000 | 23.000 | 23.000 | 21.490 |
| Nusa Tenggara Timur | 25.147 | 25.333 | 25.333 | 25.722 | 23.118 |
| Kalimantan Barat | 18.342 | 18.194 | 18.194 | 18.389 | 17.298 |
| Kalimantan Tengah | 15.000 | 15.313 | 15.563 | 15.563 | 15.308 |
| Kalimantan Selatan | 17.605 | 17.432 | 17.476 | 17.528 | 17.084 |
| Kalimantan Timur | 27.000 | 27.000 | 27.000 | 27.600 | 23.310 |
| Sulawesi Utara | 18.875 | 19.100 | 19.100 | 18.833 | 17.591 |
| Sulawesi Tengah | 23.275 | 23.300 | 23.300 | 23.300 | 22.661 |
| Sulawesi Selatan | 22.765 | 22.765 | 20.438 | 20.438 | 22.750 |
| Sulawesi Tenggara | 30.094 | 30.938 | 31.875 | 35.950 | 29.135 |
| Gorontalo | 17.462 | 17.219 | 17.821 | 19.071 | 17.740 |
| Sulawesi Barat | 22.765 | 23.063 | 23.188 | 23.500 | 21.918 |
| Maluku | 25.714 | 22.778 | 22.778 | 22.778 | 25.512 |
| Maluku Utara | 29.722 | 29.722 | 29.722 | 32.857 | 28.153 |
| Papua Barat | 26.889 | 26.889 | 26.889 | 26.889 | 26.929 |
| Papua | 29.500 | 29.500 | 29.700 | 30.286 | 27.499 |
| Nasional | 21.327 | 21.441 | 21.690 | 22.116 | 20.682 |

Tabel 3.32
Harga Konsumen Pedesaan Kelompok Perumahan, 2008
Kursi (Rp/Buah)

| Provinsi | Januari | Februari | Maret | April |
|--------------------------|----------------|----------------|----------------|----------------|
| (1) | (2) | (3) | (4) | (5) |
| Nanggroe Aceh Darussalam | 116.875 | 116.875 | 116.875 | 116.875 |
| Sumatera Utara | 200.000 | 208.333 | 208.333 | 208.333 |
| Sumatera Barat | 161.000 | 161.000 | 161.000 | 163.000 |
| Riau | 350.000 | 350.000 | 350.000 | 353.333 |
| Jambi | 343.750 | 324.000 | 324.000 | 324.000 |
| Sumatera Selatan | 358.600 | 358.600 | 358.600 | 433.250 |
| Bengkulu | 195.000 | 195.000 | 197.500 | 197.500 |
| Lampung | 323.333 | 323.333 | 323.333 | 323.333 |
| Bangka Belitung | 462.500 | 462.500 | 462.500 | 462.500 |
| Kepulauan Riau | 400.000 | 400.000 | 410.000 | 410.000 |
| Jawa Barat | 193.659 | 193.659 | 188.848 | 186.891 |
| Jawa Tengah | 193.076 | 166.328 | 160.574 | 155.819 |
| D. I. Yogyakarta | 112.727 | 111.818 | 103.000 | 106.000 |
| Jawa Timur | 135.619 | 128.065 | 130.065 | 159.809 |
| Banten | 168.333 | 168.333 | 168.333 | 170.000 |
| Bali | 82.083 | 82.083 | 83.750 | 83.750 |
| Nusa Tenggara Barat | 133.250 | 138.875 | 138.375 | 142.125 |
| Nusa Tenggara Timur | 75.019 | 75.019 | 75.769 | 73.462 |
| Kalimantan Barat | 260.000 | 260.000 | 264.000 | 264.000 |
| Kalimantan Tengah | 139.357 | 139.357 | 139.357 | 139.357 |
| Kalimantan Selatan | 132.500 | 132.500 | 132.500 | 132.500 |
| Kalimantan Timur | 300.000 | 300.000 | 303.333 | 303.333 |
| Sulawesi Utara | 81.429 | 81.429 | 81.429 | 81.429 |
| Sulawesi Tengah | 94.167 | 94.167 | 94.167 | 94.167 |
| Sulawesi Selatan | 123.571 | 123.571 | 116.250 | 128.571 |
| Sulawesi Tenggara | 143.071 | 143.071 | 143.071 | 143.071 |
| Gorontalo | 96.250 | 99.375 | 105.625 | 105.625 |
| Sulawesi Barat | 150.000 | 145.556 | 148.889 | 107.125 |
| Maluku | 162.000 | 181.667 | 213.000 | 190.000 |
| Maluku Utara | 175.000 | 175.000 | 168.333 | 168.333 |
| Papua Barat | 195.000 | 195.000 | 202.000 | 202.000 |
| Papua | 111.923 | 115.769 | 117.308 | 117.308 |
| Nasional | 192.784 | 192.196 | 193.441 | 195.213 |

Tabel 3.32: Lanjutan

| Provinsi | Mei | Juni | Juli | Agustus |
|--------------------------|----------------|----------------|----------------|----------------|
| (1) | (6) | (7) | (8) | (9) |
| Nanggroe Aceh Darussalam | 116.875 | 121.875 | 121.875 | 121.875 |
| Sumatera Utara | 208.333 | 208.333 | 208.333 | 208.333 |
| Sumatera Barat | 163.000 | 163.000 | 163.000 | 165.000 |
| Riau | 353.333 | 353.333 | 353.333 | 353.333 |
| Jambi | 324.000 | 327.000 | 327.000 | 327.000 |
| Sumatera Selatan | 433.250 | 355.600 | 355.600 | 356.400 |
| Bengkulu | 197.500 | 197.500 | 197.500 | 197.500 |
| Lampung | 323.333 | 323.333 | 323.333 | 323.333 |
| Bangka Belitung | 462.500 | 462.500 | 462.500 | 462.500 |
| Kepulauan Riau | 410.000 | 410.000 | 410.000 | 410.000 |
| Jawa Barat | 187.646 | 184.604 | 170.250 | 170.738 |
| Jawa Tengah | 159.706 | 96.586 | 100.014 | 105.284 |
| D. I. Yogyakarta | 108.500 | 108.636 | 108.636 | 108.636 |
| Jawa Timur | 157.813 | 157.429 | 158.786 | 160.031 |
| Banten | 170.000 | 172.778 | 173.333 | 178.889 |
| Bali | 85.417 | 87.500 | 87.500 | 87.500 |
| Nusa Tenggara Barat | 142.125 | 143.250 | 152.625 | 155.750 |
| Nusa Tenggara Timur | 73.462 | 79.808 | 79.423 | 79.423 |
| Kalimantan Barat | 264.000 | 264.000 | 264.000 | 264.000 |
| Kalimantan Tengah | 139.357 | 139.357 | 139.357 | 139.357 |
| Kalimantan Selatan | 132.500 | 136.250 | 136.250 | 136.250 |
| Kalimantan Timur | 303.333 | 303.333 | 303.333 | 303.333 |
| Sulawesi Utara | 81.429 | 81.429 | 81.429 | 81.429 |
| Sulawesi Tengah | 94.167 | 94.167 | 94.167 | 94.167 |
| Sulawesi Selatan | 117.500 | 117.500 | 108.333 | 101.000 |
| Sulawesi Tenggara | 143.071 | 143.071 | 143.071 | 143.071 |
| Gorontalo | 105.625 | 109.063 | 109.063 | 109.375 |
| Sulawesi Barat | 106.611 | 107.167 | 105.500 | 108.000 |
| Maluku | 190.000 | 284.286 | 284.286 | 284.286 |
| Maluku Utara | 168.333 | 180.833 | 180.833 | 180.833 |
| Papua Barat | 202.000 | 202.000 | 212.000 | 202.000 |
| Papua | 119.231 | 118.077 | 120.769 | 120.769 |
| Nasional | 195.123 | 194.800 | 194.857 | 194.981 |

Tabel 3.32: Lanjutan

| Provinsi | September | Oktober | November | Desember | Rata-rata |
|--------------------------|------------------|----------------|-----------------|-----------------|------------------|
| (1) | (10) | (11) | (12) | (13) | (14) |
| Nanggroe Aceh Darussalam | 122.500 | 122.500 | 122.500 | 132.857 | 120.863 |
| Sumatera Utara | 208.333 | 208.333 | 208.333 | 208.333 | 207.639 |
| Sumatera Barat | 167.000 | 167.000 | 167.000 | 167.000 | 164.000 |
| Riau | 353.333 | 353.333 | 353.333 | 353.333 | 352.500 |
| Jambi | 327.000 | 327.000 | 327.000 | 343.000 | 328.729 |
| Sumatera Selatan | 356.400 | 356.400 | 356.400 | 356.400 | 369.625 |
| Bengkulu | 197.500 | 197.500 | 197.500 | 197.500 | 197.083 |
| Lampung | 323.333 | 323.333 | 338.000 | 338.000 | 325.778 |
| Bangka Belitung | 462.500 | 462.500 | 462.500 | 462.500 | 462.500 |
| Kepulauan Riau | 410.000 | 410.000 | 410.000 | 410.000 | 408.333 |
| Jawa Barat | 181.350 | 189.737 | 189.737 | 189.444 | 185.547 |
| Jawa Tengah | 99.473 | 102.041 | 107.097 | 107.311 | 129.442 |
| D. I. Yogyakarta | 108.636 | 113.182 | 113.182 | 113.182 | 109.678 |
| Jawa Timur | 160.823 | 162.708 | 160.689 | 160.689 | 152.710 |
| Banten | 179.444 | 179.667 | 187.444 | 187.444 | 175.333 |
| Bali | 89.167 | 90.833 | 90.833 | 95.000 | 87.118 |
| Nusa Tenggara Barat | 155.750 | 155.750 | 155.750 | 155.750 | 147.448 |
| Nusa Tenggara Timur | 79.423 | 83.269 | 83.269 | 85.577 | 78.577 |
| Kalimantan Barat | 264.000 | 264.000 | 264.000 | 264.000 | 263.333 |
| Kalimantan Tengah | 139.357 | 139.357 | 139.357 | 139.357 | 139.357 |
| Kalimantan Selatan | 136.250 | 136.250 | 136.250 | 136.250 | 134.688 |
| Kalimantan Timur | 303.333 | 303.333 | 303.333 | 303.333 | 302.778 |
| Sulawesi Utara | 81.429 | 88.571 | 88.571 | 137.500 | 87.292 |
| Sulawesi Tengah | 94.167 | 94.167 | 95.833 | 98.333 | 94.653 |
| Sulawesi Selatan | 103.100 | 110.667 | 116.375 | 116.375 | 115.235 |
| Sulawesi Tenggara | 143.071 | 143.071 | 143.071 | 143.071 | 143.071 |
| Gorontalo | 112.500 | 112.500 | 117.188 | 117.188 | 108.281 |
| Sulawesi Barat | 112.125 | 110.222 | 110.222 | 110.778 | 118.516 |
| Maluku | 284.286 | 284.286 | 284.286 | 284.286 | 243.889 |
| Maluku Utara | 180.833 | 180.833 | 180.833 | 208.000 | 179.000 |
| Papua Barat | 202.000 | 202.000 | 202.000 | 202.000 | 201.667 |
| Papua | 118.846 | 121.538 | 121.538 | 121.538 | 118.718 |
| Nasional | 195.539 | 196.746 | 197.920 | 201.417 | 195.418 |

Tabel 3.33
Harga Konsumen Pedesaan Kelompok Perumahan, 2008
Meja Makan (Rp/Buah)

| Provinsi | Januari | Februari | Maret | April |
|--------------------------|----------------|----------------|----------------|----------------|
| (1) | (2) | (3) | (4) | (5) |
| Nanggroe Aceh Darussalam | 666.667 | 657.143 | 600.000 | 671.429 |
| Sumatera Utara | 660.000 | 660.000 | 687.500 | 833.333 |
| Sumatera Barat | 492.857 | 521.429 | 521.429 | 521.429 |
| Riau | 550.000 | 550.000 | 550.000 | 550.000 |
| Jambi | 433.333 | 433.333 | 440.000 | 440.000 |
| Sumatera Selatan | 826.667 | 843.333 | 843.333 | 843.333 |
| Bengkulu | 725.000 | 725.000 | 750.000 | 750.000 |
| Lampung | 625.000 | 625.000 | 625.000 | 625.000 |
| Bangka Belitung | 631.250 | 631.250 | 631.250 | 631.250 |
| Kepulauan Riau | 600.000 | 600.000 | 600.000 | 600.000 |
| Jawa Barat | 516.391 | 517.478 | 565.304 | 567.261 |
| Jawa Tengah | 580.547 | 597.339 | 620.547 | 604.773 |
| D. I. Yogyakarta | 349.500 | 400.000 | 418.750 | 418.750 |
| Jawa Timur | 530.750 | 513.744 | 521.571 | 541.186 |
| Banten | 603.714 | 603.714 | 603.714 | 610.857 |
| Bali | 291.250 | 291.250 | 300.000 | 300.000 |
| Nusa Tenggara Barat | 295.625 | 295.625 | 295.625 | 301.875 |
| Nusa Tenggara Timur | 323.571 | 336.500 | 336.500 | 336.500 |
| Kalimantan Barat | 457.500 | 457.500 | 458.750 | 458.750 |
| Kalimantan Tengah | 310.000 | 310.000 | 290.625 | 290.625 |
| Kalimantan Selatan | 315.000 | 315.000 | 315.000 | 315.000 |
| Kalimantan Timur | 535.714 | 535.714 | 535.714 | 535.714 |
| Sulawesi Utara | 310.000 | 310.000 | 310.000 | 310.000 |
| Sulawesi Tengah | 512.500 | 512.500 | 512.500 | 512.500 |
| Sulawesi Selatan | 468.571 | 468.571 | 475.714 | 471.429 |
| Sulawesi Tenggara | 329.167 | 329.167 | 333.333 | 333.333 |
| Gorontalo | 425.000 | 425.000 | 425.000 | 425.000 |
| Sulawesi Barat | 386.364 | 386.364 | 386.364 | 395.455 |
| Maluku | 633.333 | 633.333 | 650.000 | 650.000 |
| Maluku Utara | 408.333 | 408.333 | 635.714 | 635.714 |
| Papua Barat | 525.000 | 525.000 | 525.000 | 570.000 |
| Papua | 560.000 | 560.000 | 565.000 | 565.000 |
| Nasional | 496.206 | 499.332 | 510.289 | 519.234 |

Tabel 3.33: Lanjutan

| Provinsi | Mei | Juni | Juli | Agustus |
|--------------------------|----------------|----------------|----------------|----------------|
| (1) | (6) | (7) | (8) | (9) |
| Nanggroe Aceh Darussalam | 671.429 | 728.571 | 740.000 | 747.143 |
| Sumatera Utara | 833.333 | 966.667 | 966.667 | 966.667 |
| Sumatera Barat | 521.429 | 521.429 | 521.429 | 535.714 |
| Riau | 550.000 | 550.000 | 622.000 | 622.000 |
| Jambi | 440.000 | 440.000 | 440.000 | 440.000 |
| Sumatera Selatan | 843.333 | 883.333 | 883.333 | 950.000 |
| Bengkulu | 750.000 | 750.000 | 750.000 | 758.333 |
| Lampung | 625.000 | 639.286 | 639.286 | 639.286 |
| Bangka Belitung | 631.250 | 631.250 | 640.625 | 640.625 |
| Kepulauan Riau | 600.000 | 620.000 | 620.000 | 620.000 |
| Jawa Barat | 625.880 | 651.458 | 669.783 | 677.500 |
| Jawa Tengah | 590.606 | 603.182 | 607.727 | 649.394 |
| D. I. Yogyakarta | 425.000 | 462.500 | 462.500 | 462.500 |
| Jawa Timur | 534.227 | 540.544 | 544.822 | 544.822 |
| Banten | 581.429 | 598.571 | 598.571 | 598.571 |
| Bali | 306.250 | 306.250 | 312.500 | 312.500 |
| Nusa Tenggara Barat | 316.875 | 316.875 | 320.000 | 320.000 |
| Nusa Tenggara Timur | 337.500 | 341.667 | 341.667 | 352.778 |
| Kalimantan Barat | 458.750 | 458.750 | 458.750 | 458.750 |
| Kalimantan Tengah | 290.625 | 346.875 | 356.875 | 356.875 |
| Kalimantan Selatan | 315.000 | 320.000 | 325.000 | 325.000 |
| Kalimantan Timur | 535.714 | 578.571 | 578.571 | 578.571 |
| Sulawesi Utara | 310.000 | 310.000 | 310.000 | 310.000 |
| Sulawesi Tengah | 512.500 | 512.500 | 512.500 | 512.500 |
| Sulawesi Selatan | 471.429 | 475.000 | 475.000 | 475.000 |
| Sulawesi Tenggara | 333.333 | 345.833 | 345.833 | 345.833 |
| Gorontalo | 425.000 | 428.125 | 428.125 | 428.125 |
| Sulawesi Barat | 397.727 | 413.636 | 373.182 | 374.545 |
| Maluku | 650.000 | 650.000 | 650.000 | 650.000 |
| Maluku Utara | 683.333 | 766.667 | 766.667 | 766.667 |
| Papua Barat | 570.000 | 610.000 | 600.000 | 620.000 |
| Papua | 565.000 | 565.000 | 565.000 | 565.000 |
| Nasional | 521.936 | 541.642 | 544.575 | 550.147 |

Tabel 3.33: Lanjutan

| Provinsi | September | Oktober | November | Desember | Rata-rata |
|--------------------------|------------------|----------------|-----------------|-----------------|------------------|
| (1) | (10) | (11) | (12) | (13) | (14) |
| Nanggroe Aceh Darussalam | 754.286 | 754.286 | 754.286 | 580.000 | 693.770 |
| Sumatera Utara | 1.033.333 | 795.000 | 960.000 | 1.026.667 | 865.764 |
| Sumatera Barat | 535.714 | 535.714 | 535.714 | 500.000 | 522.024 |
| Riau | 622.000 | 622.000 | 622.000 | 622.000 | 586.000 |
| Jambi | 440.000 | 440.000 | 440.000 | 440.000 | 438.889 |
| Sumatera Selatan | 966.667 | 966.667 | 966.667 | 966.667 | 898.611 |
| Bengkulu | 758.333 | 758.333 | 783.333 | 783.333 | 753.472 |
| Lampung | 639.286 | 639.286 | 639.286 | 639.286 | 633.333 |
| Bangka Belitung | 640.625 | 640.625 | 640.625 | 640.625 | 635.938 |
| Kepulauan Riau | 620.000 | 620.000 | 620.000 | 620.000 | 611.667 |
| Jawa Barat | 677.500 | 687.727 | 690.000 | 652.000 | 624.857 |
| Jawa Tengah | 675.606 | 691.324 | 696.250 | 691.364 | 634.055 |
| D. I. Yogyakarta | 462.500 | 462.500 | 462.500 | 462.500 | 437.458 |
| Jawa Timur | 548.044 | 553.600 | 534.310 | 534.310 | 536.828 |
| Banten | 598.571 | 598.571 | 625.000 | 625.000 | 603.857 |
| Bali | 312.500 | 322.500 | 322.500 | 328.750 | 308.854 |
| Nusa Tenggara Barat | 320.000 | 320.000 | 357.143 | 357.143 | 318.065 |
| Nusa Tenggara Timur | 352.778 | 352.778 | 352.778 | 321.875 | 340.574 |
| Kalimantan Barat | 458.750 | 458.750 | 458.750 | 458.750 | 458.542 |
| Kalimantan Tengah | 356.875 | 356.875 | 356.875 | 356.875 | 331.667 |
| Kalimantan Selatan | 325.000 | 325.000 | 325.000 | 325.000 | 320.417 |
| Kalimantan Timur | 578.571 | 578.571 | 578.571 | 578.571 | 560.714 |
| Sulawesi Utara | 310.000 | 320.000 | 320.000 | 320.000 | 312.500 |
| Sulawesi Tengah | 512.500 | 512.500 | 525.000 | 525.000 | 514.583 |
| Sulawesi Selatan | 475.000 | 475.000 | 495.833 | 495.833 | 476.865 |
| Sulawesi Tenggara | 345.833 | 345.833 | 345.833 | 350.000 | 340.278 |
| Gorontalo | 446.875 | 446.875 | 446.875 | 446.875 | 433.073 |
| Sulawesi Barat | 379.545 | 379.545 | 384.091 | 384.091 | 386.742 |
| Maluku | 650.000 | 650.000 | 650.000 | 650.000 | 647.222 |
| Maluku Utara | 766.667 | 766.667 | 766.667 | 766.667 | 678.175 |
| Papua Barat | 640.000 | 640.000 | 640.000 | 640.000 | 592.083 |
| Papua | 565.000 | 565.000 | 565.000 | 565.000 | 564.167 |
| Nasional | 555.261 | 549.423 | 558.153 | 551.693 | 533.158 |

Tabel 3.34
Harga Konsumen Pedesaan Kelompok Perumahan, 2008
Kasur Kapuk (Rp/Buah)

| Provinsi | Januari | Februari | Maret | April |
|--------------------------|----------------|----------------|----------------|----------------|
| (1) | (2) | (3) | (4) | (5) |
| Nanggroe Aceh Darussalam | 305.000 | 303.000 | 310.000 | 311.000 |
| Sumatera Utara | 340.000 | 346.500 | 348.889 | 353.333 |
| Sumatera Barat | 308.333 | 308.333 | 342.500 | 362.500 |
| Riau | 343.571 | 343.571 | 315.000 | 285.000 |
| Jambi | 250.200 | 226.778 | 226.778 | 229.556 |
| Sumatera Selatan | 184.400 | 184.400 | 193.143 | 187.833 |
| Bengkulu | 168.750 | 168.750 | 168.750 | 168.750 |
| Lampung | 354.167 | 354.167 | 332.143 | 332.143 |
| Bangka Belitung | 166.000 | 166.000 | 166.000 | 166.000 |
| Kepulauan Riau | 250.000 | 250.000 | 250.000 | 250.000 |
| Jawa Barat | 297.667 | 289.063 | 298.611 | 303.611 |
| Jawa Tengah | 195.870 | 197.653 | 204.510 | 204.510 |
| D. I. Yogyakarta | 180.000 | 145.714 | 145.714 | 145.714 |
| Jawa Timur | 242.838 | 237.500 | 248.700 | 258.585 |
| Banten | 212.857 | 261.250 | 287.778 | 306.818 |
| Bali | 110.000 | 194.444 | 182.273 | 182.083 |
| Nusa Tenggara Barat | 200.000 | 232.000 | 232.000 | 255.000 |
| Nusa Tenggara Timur | 346.429 | 339.583 | 315.385 | 329.167 |
| Kalimantan Barat | 216.250 | 216.250 | 123.125 | 136.111 |
| Kalimantan Tengah | 150.000 | 185.000 | 178.571 | 178.571 |
| Kalimantan Selatan | 262.500 | 262.500 | 262.500 | 262.500 |
| Kalimantan Timur | 292.000 | 292.000 | 292.000 | 292.000 |
| Sulawesi Utara | 200.000 | 200.000 | 200.000 | 200.000 |
| Sulawesi Tengah | 177.500 | 173.235 | 172.368 | 167.000 |
| Sulawesi Selatan | 187.500 | 186.154 | 192.500 | 196.429 |
| Sulawesi Tenggara | 181.429 | 187.174 | 188.261 | 185.000 |
| Gorontalo | 205.000 | 190.000 | 195.000 | 195.000 |
| Sulawesi Barat | 195.833 | 173.125 | 192.500 | 196.667 |
| Maluku | 236.875 | 233.500 | 271.500 | 263.182 |
| Maluku Utara | 222.000 | 222.000 | 200.385 | 200.385 |
| Papua Barat | 201.250 | 185.000 | 185.000 | 182.500 |
| Papua | 205.000 | 206.250 | 217.857 | 217.857 |
| Nasional | 230.913 | 233.153 | 232.492 | 234.525 |

Tabel 3.34: Lanjutan

| Provinsi | Mei | Juni | Juli | Agustus |
|--------------------------|----------------|----------------|----------------|----------------|
| (1) | (6) | (7) | (8) | (9) |
| Nanggroe Aceh Darussalam | 311.000 | 317.000 | 327.000 | 327.000 |
| Sumatera Utara | 353.333 | 385.556 | 393.333 | 397.222 |
| Sumatera Barat | 335.000 | 337.000 | 342.000 | 342.000 |
| Riau | 285.000 | 285.556 | 287.778 | 298.889 |
| Jambi | 229.556 | 260.857 | 260.857 | 265.143 |
| Sumatera Selatan | 193.143 | 193.143 | 193.143 | 193.143 |
| Bengkulu | 168.750 | 168.750 | 168.750 | 170.000 |
| Lampung | 332.143 | 332.143 | 342.857 | 342.857 |
| Bangka Belitung | 203.571 | 203.571 | 226.429 | 226.429 |
| Kepulauan Riau | 250.000 | 265.000 | 265.000 | 265.000 |
| Jawa Barat | 310.750 | 308.333 | 314.474 | 320.000 |
| Jawa Tengah | 209.264 | 222.843 | 227.745 | 214.216 |
| D. I. Yogyakarta | 147.143 | 139.375 | 139.375 | 145.000 |
| Jawa Timur | 263.491 | 269.906 | 273.113 | 274.340 |
| Banten | 306.818 | 306.818 | 315.909 | 315.909 |
| Bali | 172.727 | 195.000 | 196.667 | 195.000 |
| Nusa Tenggara Barat | 248.125 | 232.778 | 232.778 | 241.111 |
| Nusa Tenggara Timur | 333.333 | 340.000 | 340.000 | 355.000 |
| Kalimantan Barat | 136.667 | 139.444 | 139.444 | 139.444 |
| Kalimantan Tengah | 185.714 | 206.250 | 236.667 | 250.556 |
| Kalimantan Selatan | 262.500 | 262.500 | 262.500 | 262.500 |
| Kalimantan Timur | 292.000 | 303.818 | 303.818 | 303.818 |
| Sulawesi Utara | 200.000 | 185.000 | 185.000 | 185.000 |
| Sulawesi Tengah | 168.000 | 169.250 | 171.750 | 173.000 |
| Sulawesi Selatan | 196.071 | 196.071 | 182.500 | 182.500 |
| Sulawesi Tenggara | 191.789 | 194.118 | 213.846 | 216.154 |
| Gorontalo | 195.000 | 201.875 | 201.875 | 201.875 |
| Sulawesi Barat | 206.000 | 182.000 | 182.000 | 183.000 |
| Maluku | 265.455 | 276.500 | 259.583 | 252.143 |
| Maluku Utara | 204.091 | 217.727 | 217.727 | 217.727 |
| Papua Barat | 182.500 | 187.500 | 191.667 | 162.500 |
| Papua | 232.143 | 245.833 | 282.143 | 304.167 |
| Nasional | 236.596 | 241.610 | 246.179 | 247.583 |

Tabel 3.34: Lanjutan

| Provinsi | September | Oktober | November | Desember | Rata-rata |
|--------------------------|------------------|----------------|-----------------|-----------------|------------------|
| (1) | (10) | (11) | (12) | (13) | (14) |
| Nanggroe Aceh Darussalam | 308.000 | 308.000 | 322.000 | 298.333 | 312.278 |
| Sumatera Utara | 400.556 | 400.556 | 405.556 | 405.556 | 377.532 |
| Sumatera Barat | 376.667 | 378.333 | 375.000 | 330.000 | 344.806 |
| Riau | 287.778 | 287.778 | 300.000 | 300.000 | 301.660 |
| Jambi | 265.143 | 265.143 | 265.143 | 265.143 | 250.858 |
| Sumatera Selatan | 194.667 | 194.667 | 194.667 | 194.667 | 191.751 |
| Bengkulu | 170.000 | 170.000 | 185.000 | 185.000 | 171.771 |
| Lampung | 378.571 | 378.571 | 331.250 | 331.250 | 345.188 |
| Bangka Belitung | 225.625 | 225.625 | 280.500 | 280.500 | 211.354 |
| Kepulauan Riau | 265.000 | 265.000 | 265.000 | 265.000 | 258.750 |
| Jawa Barat | 321.053 | 335.294 | 341.176 | 341.176 | 315.101 |
| Jawa Tengah | 204.815 | 202.451 | 211.471 | 213.353 | 209.058 |
| D. I. Yogyakarta | 145.000 | 145.000 | 146.429 | 146.429 | 147.574 |
| Jawa Timur | 276.792 | 279.623 | 280.755 | 280.755 | 265.533 |
| Banten | 315.909 | 315.909 | 331.818 | 331.818 | 300.801 |
| Bali | 199.167 | 199.167 | 215.417 | 219.583 | 188.461 |
| Nusa Tenggara Barat | 232.000 | 238.500 | 238.500 | 238.500 | 235.108 |
| Nusa Tenggara Timur | 355.000 | 362.500 | 362.500 | 362.500 | 345.116 |
| Kalimantan Barat | 139.444 | 148.125 | 156.250 | 151.250 | 153.484 |
| Kalimantan Tengah | 257.222 | 251.111 | 262.778 | 262.778 | 217.102 |
| Kalimantan Selatan | 262.500 | 262.500 | 262.500 | 262.500 | 262.500 |
| Kalimantan Timur | 317.455 | 317.455 | 317.455 | 324.727 | 304.045 |
| Sulawesi Utara | 185.000 | 185.000 | 185.000 | 185.000 | 191.250 |
| Sulawesi Tengah | 175.250 | 176.000 | 183.750 | 191.000 | 174.842 |
| Sulawesi Selatan | 182.500 | 182.500 | 190.714 | 198.571 | 189.501 |
| Sulawesi Tenggara | 216.154 | 216.154 | 224.615 | 203.750 | 201.537 |
| Gorontalo | 201.667 | 221.364 | 230.556 | 230.556 | 205.814 |
| Sulawesi Barat | 183.000 | 190.000 | 190.000 | 195.000 | 189.094 |
| Maluku | 252.143 | 259.286 | 337.857 | 337.857 | 270.490 |
| Maluku Utara | 217.727 | 217.727 | 217.727 | 245.556 | 216.732 |
| Papua Barat | 163.750 | 163.750 | 182.500 | 182.500 | 180.868 |
| Papua | 304.167 | 304.167 | 304.167 | 320.833 | 262.049 |
| Nasional | 249.366 | 251.477 | 259.314 | 258.795 | 243.500 |

Tabel 3.35
Harga Konsumen Pedesaan Kelompok Perumahan, 2008
Tikar Plastik (Rp/Helai)

| Provinsi | Januari | Februari | Maret | April |
|--------------------------|---------------|---------------|---------------|---------------|
| (1) | (2) | (3) | (4) | (5) |
| Nanggroe Aceh Darussalam | 30.714 | 30.714 | 31.429 | 31.429 |
| Sumatera Utara | 68.333 | 68.500 | 69.333 | 69.333 |
| Sumatera Barat | 52.438 | 52.438 | 53.063 | 53.125 |
| Riau | 52.667 | 52.667 | 52.667 | 54.000 |
| Jambi | 22.500 | 26.667 | 26.667 | 26.667 |
| Sumatera Selatan | 73.000 | 72.000 | 64.167 | 64.167 |
| Bengkulu | 27.000 | 28.000 | 28.000 | 29.333 |
| Lampung | 26.250 | 26.250 | 31.429 | 31.429 |
| Bangka Belitung | 39.000 | 39.000 | 39.000 | 39.000 |
| Kepulauan Riau | 32.000 | 32.000 | 32.000 | 32.000 |
| Jawa Barat | 25.077 | 25.571 | 26.071 | 26.393 |
| Jawa Tengah | 34.915 | 35.511 | 36.250 | 36.582 |
| D. I. Yogyakarta | 48.417 | 48.417 | 48.417 | 48.417 |
| Jawa Timur | 23.390 | 23.890 | 23.756 | 23.927 |
| Banten | 37.143 | 40.750 | 40.750 | 40.222 |
| Bali | 28.000 | 22.000 | 22.750 | 22.750 |
| Nusa Tenggara Barat | 20.714 | 20.000 | 19.889 | 20.400 |
| Nusa Tenggara Timur | 19.500 | 18.929 | 19.063 | 19.625 |
| Kalimantan Barat | 31.500 | 36.000 | 45.750 | 45.750 |
| Kalimantan Tengah | 22.500 | 23.333 | 23.333 | 23.333 |
| Kalimantan Selatan | 26.125 | 26.125 | 26.125 | 26.125 |
| Kalimantan Timur | 26.667 | 27.500 | 30.000 | 30.000 |
| Sulawesi Utara | 36.875 | 37.500 | 37.500 | 37.500 |
| Sulawesi Tengah | 34.111 | 34.111 | 35.200 | 35.250 |
| Sulawesi Selatan | 19.000 | 21.400 | 22.400 | 23.000 |
| Sulawesi Tenggara | 24.333 | 24.333 | 24.333 | 24.333 |
| Gorontalo | 50.000 | 50.833 | 50.714 | 50.714 |
| Sulawesi Barat | 19.333 | 19.000 | 17.400 | 23.800 |
| Maluku | 23.333 | 25.000 | 25.833 | 26.250 |
| Maluku Utara | 26.250 | 26.250 | 26.250 | 26.250 |
| Papua Barat | 46.667 | 46.667 | 46.667 | 36.500 |
| Papua | 31.000 | 30.800 | 44.250 | 37.000 |
| Nasional | 33.711 | 34.130 | 35.014 | 34.831 |

Tabel 3.35: Lanjutan

| Provinsi | Mei | Juni | Juli | Agustus |
|--------------------------|---------------|---------------|---------------|----------------|
| (1) | (6) | (7) | (8) | (9) |
| Nanggroe Aceh Darussalam | 31.429 | 31.714 | 31.167 | 50.286 |
| Sumatera Utara | 69.333 | 72.500 | 72.500 | 72.500 |
| Sumatera Barat | 54.000 | 54.375 | 54.750 | 57.500 |
| Riau | 57.333 | 58.000 | 58.000 | 60.333 |
| Jambi | 26.667 | 26.667 | 26.667 | 26.667 |
| Sumatera Selatan | 64.167 | 65.000 | 70.714 | 70.714 |
| Bengkulu | 29.333 | 31.000 | 31.667 | 31.667 |
| Lampung | 31.429 | 32.143 | 32.857 | 35.714 |
| Bangka Belitung | 35.200 | 35.200 | 36.200 | 36.200 |
| Kepulauan Riau | 32.000 | 32.333 | 32.333 | 32.333 |
| Jawa Barat | 31.735 | 34.469 | 35.100 | 30.433 |
| Jawa Tengah | 37.102 | 38.622 | 39.694 | 40.284 |
| D. I. Yogyakarta | 50.417 | 50.667 | 50.667 | 50.667 |
| Jawa Timur | 23.963 | 24.220 | 25.037 | 25.098 |
| Banten | 40.222 | 40.222 | 40.222 | 40.778 |
| Bali | 19.667 | 20.000 | 20.000 | 20.000 |
| Nusa Tenggara Barat | 19.667 | 19.091 | 20.591 | 21.318 |
| Nusa Tenggara Timur | 19.688 | 20.000 | 21.875 | 21.875 |
| Kalimantan Barat | 45.750 | 45.750 | 45.750 | 45.750 |
| Kalimantan Tengah | 25.000 | 30.500 | 30.500 | 30.500 |
| Kalimantan Selatan | 26.125 | 26.125 | 26.125 | 26.125 |
| Kalimantan Timur | 30.000 | 31.250 | 31.250 | 31.250 |
| Sulawesi Utara | 37.500 | 35.700 | 35.700 | 35.700 |
| Sulawesi Tengah | 35.250 | 35.500 | 35.500 | 35.500 |
| Sulawesi Selatan | 21.250 | 23.000 | 27.500 | 27.500 |
| Sulawesi Tenggara | 24.333 | 24.750 | 27.333 | 27.333 |
| Gorontalo | 50.714 | 50.714 | 50.000 | 50.000 |
| Sulawesi Barat | 23.800 | 29.000 | 25.667 | 26.000 |
| Maluku | 25.833 | 27.583 | 27.214 | 26.250 |
| Maluku Utara | 25.714 | 27.143 | 27.143 | 27.143 |
| Papua Barat | 36.500 | 42.500 | 42.083 | 42.500 |
| Papua | 44.250 | 44.250 | 41.556 | 41.556 |
| Nasional | 35.168 | 36.250 | 36.668 | 37.421 |

Tabel 3.35: Lanjutan

| Provinsi | September | Oktober | November | Desember | Rata-rata |
|--------------------------|------------------|----------------|-----------------|-----------------|------------------|
| (1) | (10) | (11) | (12) | (13) | (14) |
| Nanggroe Aceh Darussalam | 51.000 | 51.429 | 51.429 | 60.000 | 40.228 |
| Sumatera Utara | 72.500 | 72.500 | 72.500 | 73.333 | 71.097 |
| Sumatera Barat | 39.975 | 46.688 | 46.688 | 46.688 | 50.977 |
| Riau | 60.333 | 60.333 | 45.500 | 45.500 | 54.778 |
| Jambi | 26.667 | 26.667 | 26.667 | 26.667 | 26.319 |
| Sumatera Selatan | 70.714 | 74.286 | 74.286 | 74.286 | 69.792 |
| Bengkulu | 33.333 | 35.000 | 36.667 | 37.500 | 31.542 |
| Lampung | 37.143 | 35.833 | 40.000 | 41.667 | 33.512 |
| Bangka Belitung | 36.833 | 36.833 | 36.833 | 36.000 | 37.108 |
| Kepulauan Riau | 32.333 | 32.333 | 32.333 | 32.333 | 32.194 |
| Jawa Barat | 30.143 | 30.192 | 30.231 | 31.000 | 29.701 |
| Jawa Tengah | 41.810 | 42.108 | 43.480 | 42.250 | 39.051 |
| D. I. Yogyakarta | 50.917 | 50.917 | 50.917 | 50.917 | 49.979 |
| Jawa Timur | 25.341 | 25.341 | 25.598 | 25.598 | 24.597 |
| Banten | 40.778 | 40.778 | 40.778 | 42.444 | 40.424 |
| Bali | 20.000 | 20.000 | 20.000 | 20.000 | 21.264 |
| Nusa Tenggara Barat | 21.318 | 21.318 | 21.591 | 21.591 | 20.624 |
| Nusa Tenggara Timur | 21.875 | 20.556 | 21.111 | 21.111 | 20.434 |
| Kalimantan Barat | 45.750 | 37.667 | 37.667 | 37.667 | 41.729 |
| Kalimantan Tengah | 31.500 | 31.500 | 31.500 | 31.500 | 27.917 |
| Kalimantan Selatan | 26.125 | 26.125 | 26.125 | 26.125 | 26.125 |
| Kalimantan Timur | 31.250 | 31.750 | 31.750 | 31.750 | 30.368 |
| Sulawesi Utara | 35.700 | 35.700 | 35.700 | 35.833 | 36.409 |
| Sulawesi Tengah | 35.500 | 35.500 | 35.500 | 35.500 | 35.202 |
| Sulawesi Selatan | 28.333 | 28.333 | 30.000 | 30.000 | 25.143 |
| Sulawesi Tenggara | 27.333 | 27.333 | 27.333 | 27.750 | 25.903 |
| Gorontalo | 50.000 | 50.000 | 51.000 | 51.000 | 50.474 |
| Sulawesi Barat | 26.000 | 26.000 | 26.000 | 26.000 | 24.000 |
| Maluku | 33.000 | 33.000 | 33.000 | 33.000 | 28.275 |
| Maluku Utara | 27.143 | 27.143 | 27.143 | 27.143 | 26.726 |
| Papua Barat | 42.917 | 42.917 | 44.583 | 44.583 | 42.924 |
| Papua | 41.556 | 39.333 | 41.875 | 45.000 | 40.202 |
| Nasional | 37.348 | 37.357 | 37.368 | 37.867 | 36.094 |

Tabel 3.36
Harga Konsumen Pedesaan Kelompok Perumahan, 2008
Gelas Minum Biasa (Rp/Buah)

| Provinsi | Januari | Februari | Maret | April |
|--------------------------|--------------|--------------|--------------|--------------|
| (1) | (2) | (3) | (4) | (5) |
| Nanggroe Aceh Darussalam | 1.942 | 1.938 | 1.996 | 2.035 |
| Sumatera Utara | 2.739 | 2.576 | 2.684 | 2.689 |
| Sumatera Barat | 2.174 | 2.174 | 2.248 | 2.264 |
| Riau | 3.244 | 3.244 | 3.244 | 3.244 |
| Jambi | 2.405 | 2.132 | 2.132 | 2.171 |
| Sumatera Selatan | 4.089 | 4.089 | 4.089 | 4.089 |
| Bengkulu | 1.721 | 1.708 | 1.725 | 1.797 |
| Lampung | 1.120 | 1.140 | 1.173 | 1.173 |
| Bangka Belitung | 2.361 | 2.475 | 2.475 | 2.475 |
| Kepulauan Riau | 2.200 | 2.340 | 2.340 | 2.340 |
| Jawa Barat | 1.821 | 1.788 | 1.735 | 1.913 |
| Jawa Tengah | 1.757 | 1.773 | 1.923 | 1.799 |
| D. I. Yogyakarta | 1.414 | 1.661 | 1.670 | 1.653 |
| Jawa Timur | 1.669 | 2.330 | 2.325 | 2.349 |
| Banten | 1.605 | 1.583 | 1.583 | 1.589 |
| Bali | 1.503 | 1.514 | 1.536 | 1.560 |
| Nusa Tenggara Barat | 1.963 | 1.809 | 1.766 | 1.811 |
| Nusa Tenggara Timur | 3.377 | 3.267 | 3.183 | 3.257 |
| Kalimantan Barat | 2.167 | 2.308 | 2.385 | 2.385 |
| Kalimantan Tengah | 1.745 | 1.810 | 1.867 | 1.914 |
| Kalimantan Selatan | 1.671 | 1.713 | 1.726 | 1.740 |
| Kalimantan Timur | 3.750 | 3.750 | 3.750 | 3.750 |
| Sulawesi Utara | 1.792 | 1.792 | 1.875 | 1.846 |
| Sulawesi Tengah | 2.710 | 2.773 | 2.715 | 2.817 |
| Sulawesi Selatan | 3.644 | 3.694 | 3.724 | 3.724 |
| Sulawesi Tenggara | 4.559 | 4.354 | 4.423 | 3.500 |
| Gorontalo | 1.756 | 1.700 | 1.938 | 2.100 |
| Sulawesi Barat | 3.978 | 3.928 | 3.963 | 3.947 |
| Maluku | 2.336 | 2.344 | 2.382 | 2.382 |
| Maluku Utara | 2.050 | 2.050 | 3.036 | 3.280 |
| Papua Barat | 2.786 | 2.583 | 2.583 | 2.583 |
| Papua | 4.360 | 4.383 | 4.880 | 4.350 |
| Nasional | 2.450 | 2.460 | 2.534 | 2.516 |

Tabel 3.36: Lanjutan

| Provinsi | Mei | Juni | Juli | Agustus |
|--------------------------|--------------|--------------|--------------|--------------|
| (1) | (6) | (7) | (8) | (9) |
| Nanggroe Aceh Darussalam | 2.112 | 2.086 | 2.286 | 2.286 |
| Sumatera Utara | 2.689 | 2.763 | 2.959 | 2.959 |
| Sumatera Barat | 2.280 | 2.407 | 2.439 | 1.983 |
| Riau | 3.300 | 3.311 | 3.333 | 3.177 |
| Jambi | 1.492 | 1.475 | 1.486 | 1.486 |
| Sumatera Selatan | 4.089 | 4.089 | 4.089 | 4.089 |
| Bengkulu | 1.797 | 1.884 | 1.903 | 1.958 |
| Lampung | 1.173 | 1.313 | 1.338 | 1.413 |
| Bangka Belitung | 2.477 | 2.477 | 2.773 | 2.773 |
| Kepulauan Riau | 2.300 | 2.300 | 2.300 | 2.300 |
| Jawa Barat | 1.951 | 2.033 | 2.100 | 2.038 |
| Jawa Tengah | 1.847 | 1.904 | 1.922 | 2.173 |
| D. I. Yogyakarta | 1.639 | 1.653 | 1.762 | 1.760 |
| Jawa Timur | 2.350 | 2.410 | 2.450 | 2.501 |
| Banten | 1.634 | 1.774 | 1.785 | 1.792 |
| Bali | 1.582 | 1.627 | 1.636 | 1.636 |
| Nusa Tenggara Barat | 1.876 | 1.876 | 1.876 | 2.016 |
| Nusa Tenggara Timur | 3.257 | 3.330 | 3.365 | 3.419 |
| Kalimantan Barat | 2.315 | 2.315 | 2.469 | 2.469 |
| Kalimantan Tengah | 2.003 | 1.976 | 2.029 | 2.071 |
| Kalimantan Selatan | 1.795 | 1.819 | 1.827 | 1.817 |
| Kalimantan Timur | 3.750 | 4.088 | 4.150 | 5.400 |
| Sulawesi Utara | 1.846 | 1.846 | 1.885 | 2.042 |
| Sulawesi Tengah | 2.826 | 2.862 | 2.862 | 2.862 |
| Sulawesi Selatan | 3.724 | 3.735 | 3.531 | 3.765 |
| Sulawesi Tenggara | 3.527 | 3.697 | 3.601 | 3.601 |
| Gorontalo | 2.200 | 2.390 | 2.490 | 2.805 |
| Sulawesi Barat | 3.947 | 3.947 | 3.947 | 3.947 |
| Maluku | 2.538 | 2.562 | 2.600 | 3.071 |
| Maluku Utara | 3.589 | 3.700 | 3.700 | 3.700 |
| Papua Barat | 2.583 | 3.167 | 3.167 | 3.167 |
| Papua | 4.163 | 4.273 | 4.462 | 4.462 |
| Nasional | 2.520 | 2.597 | 2.641 | 2.717 |

Tabel 3.36: Lanjutan

| Provinsi | September | Oktober | November | Desember | Rata-rata |
|--------------------------|------------------|----------------|-----------------|-----------------|------------------|
| (1) | (10) | (11) | (12) | (13) | (14) |
| Nanggroe Aceh Darussalam | 2.269 | 2.269 | 2.318 | 2.958 | 2.208 |
| Sumatera Utara | 3.047 | 3.165 | 3.235 | 3.471 | 2.915 |
| Sumatera Barat | 2.061 | 2.064 | 2.114 | 2.147 | 2.196 |
| Riau | 4.258 | 4.258 | 3.689 | 3.689 | 3.499 |
| Jambi | 1.476 | 1.476 | 1.476 | 1.497 | 1.725 |
| Sumatera Selatan | 4.089 | 4.089 | 4.089 | 4.089 | 4.089 |
| Bengkulu | 1.989 | 2.156 | 2.156 | 2.103 | 1.908 |
| Lampung | 1.454 | 1.427 | 1.470 | 1.411 | 1.300 |
| Bangka Belitung | 2.769 | 2.769 | 2.518 | 2.679 | 2.585 |
| Kepulauan Riau | 2.175 | 2.175 | 2.175 | 2.250 | 2.266 |
| Jawa Barat | 2.036 | 2.119 | 2.121 | 2.118 | 1.981 |
| Jawa Tengah | 2.227 | 2.347 | 2.262 | 2.264 | 2.017 |
| D. I. Yogyakarta | 1.684 | 1.778 | 1.778 | 1.715 | 1.680 |
| Jawa Timur | 2.511 | 2.512 | 2.526 | 2.526 | 2.372 |
| Banten | 1.785 | 1.785 | 1.892 | 1.892 | 1.725 |
| Bali | 1.659 | 1.705 | 1.705 | 1.741 | 1.617 |
| Nusa Tenggara Barat | 2.042 | 2.042 | 2.042 | 2.084 | 1.934 |
| Nusa Tenggara Timur | 3.419 | 3.419 | 3.428 | 3.421 | 3.345 |
| Kalimantan Barat | 2.635 | 2.875 | 2.875 | 2.788 | 2.499 |
| Kalimantan Tengah | 2.071 | 2.071 | 2.071 | 2.071 | 1.975 |
| Kalimantan Selatan | 1.757 | 1.777 | 1.743 | 1.612 | 1.750 |
| Kalimantan Timur | 5.525 | 5.538 | 5.600 | 5.600 | 4.554 |
| Sulawesi Utara | 2.042 | 2.150 | 2.195 | 2.119 | 1.952 |
| Sulawesi Tengah | 2.862 | 3.348 | 3.348 | 3.368 | 2.946 |
| Sulawesi Selatan | 3.765 | 3.765 | 3.765 | 3.735 | 3.714 |
| Sulawesi Tenggara | 3.601 | 3.626 | 3.626 | 2.830 | 3.745 |
| Gorontalo | 2.640 | 2.764 | 2.740 | 2.740 | 2.355 |
| Sulawesi Barat | 3.947 | 4.041 | 4.041 | 4.041 | 3.973 |
| Maluku | 3.071 | 3.143 | 3.143 | 3.143 | 2.726 |
| Maluku Utara | 3.700 | 3.700 | 3.700 | 3.329 | 3.294 |
| Papua Barat | 3.167 | 3.167 | 3.167 | 3.167 | 2.940 |
| Papua | 4.462 | 4.462 | 4.462 | 4.409 | 4.427 |
| Nasional | 2.756 | 2.812 | 2.796 | 2.781 | 2.632 |

Tabel 3.37
Harga Konsumen Pedesaan Kelompok Perumahan, 2008
Piring Makan (Rp/Buah)

| Provinsi | Januari | Februari | Maret | April |
|--------------------------|--------------|--------------|--------------|--------------|
| (1) | (2) | (3) | (4) | (5) |
| Nanggroe Aceh Darussalam | 3.925 | 3.925 | 3.925 | 3.925 |
| Sumatera Utara | 4.311 | 4.180 | 4.211 | 3.900 |
| Sumatera Barat | 3.021 | 3.021 | 3.064 | 3.150 |
| Riau | 3.192 | 3.192 | 3.192 | 3.192 |
| Jambi | 2.518 | 2.586 | 2.613 | 2.731 |
| Sumatera Selatan | 3.342 | 3.369 | 3.350 | 3.425 |
| Bengkulu | 3.221 | 3.226 | 3.226 | 3.361 |
| Lampung | 2.300 | 2.238 | 2.378 | 2.378 |
| Bangka Belitung | 3.595 | 3.641 | 3.641 | 3.641 |
| Kepulauan Riau | 3.160 | 2.980 | 2.980 | 2.980 |
| Jawa Barat | 3.537 | 3.470 | 3.882 | 3.985 |
| Jawa Tengah | 4.365 | 4.319 | 4.642 | 4.083 |
| D. I. Yogyakarta | 3.378 | 3.546 | 3.810 | 3.768 |
| Jawa Timur | 3.155 | 3.576 | 3.543 | 3.524 |
| Banten | 2.672 | 2.742 | 2.742 | 2.833 |
| Bali | 3.141 | 3.172 | 3.313 | 3.412 |
| Nusa Tenggara Barat | 3.817 | 3.817 | 3.817 | 3.817 |
| Nusa Tenggara Timur | 4.419 | 4.298 | 4.177 | 4.212 |
| Kalimantan Barat | 3.750 | 3.750 | 3.750 | 3.750 |
| Kalimantan Tengah | 5.767 | 5.089 | 4.985 | 5.160 |
| Kalimantan Selatan | 3.255 | 3.291 | 3.213 | 3.297 |
| Kalimantan Timur | 6.928 | 6.928 | 6.983 | 6.983 |
| Sulawesi Utara | 5.769 | 5.769 | 6.165 | 5.781 |
| Sulawesi Tengah | 3.475 | 3.532 | 3.564 | 3.638 |
| Sulawesi Selatan | 5.400 | 5.208 | 4.747 | 4.713 |
| Sulawesi Tenggara | 3.460 | 3.549 | 3.715 | 3.731 |
| Gorontalo | 2.563 | 2.563 | 3.036 | 3.036 |
| Sulawesi Barat | 4.225 | 4.253 | 3.870 | 3.852 |
| Maluku | 4.439 | 4.457 | 4.493 | 4.457 |
| Maluku Utara | 5.430 | 5.430 | 5.430 | 5.513 |
| Papua Barat | 4.917 | 4.929 | 4.929 | 4.929 |
| Papua | 5.333 | 5.375 | 6.167 | 5.958 |
| Nasional | 3.931 | 3.919 | 3.986 | 3.972 |

Tabel 3.37: Lanjutan

| Provinsi | Mei | Juni | Juli | Agustus |
|--------------------------|--------------|--------------|--------------|--------------|
| (1) | (6) | (7) | (8) | (9) |
| Nanggroe Aceh Darussalam | 3.967 | 4.133 | 3.600 | 3.375 |
| Sumatera Utara | 3.900 | 4.011 | 4.122 | 4.122 |
| Sumatera Barat | 3.247 | 3.368 | 3.421 | 3.484 |
| Riau | 3.192 | 3.200 | 3.200 | 3.200 |
| Jambi | 2.813 | 2.813 | 2.813 | 2.813 |
| Sumatera Selatan | 3.369 | 3.369 | 3.325 | 3.325 |
| Bengkulu | 3.361 | 3.400 | 3.433 | 3.450 |
| Lampung | 2.378 | 2.406 | 2.494 | 2.550 |
| Bangka Belitung | 3.921 | 3.921 | 4.254 | 4.254 |
| Kepulauan Riau | 2.475 | 2.575 | 2.575 | 2.575 |
| Jawa Barat | 3.983 | 4.126 | 4.108 | 4.157 |
| Jawa Tengah | 4.296 | 4.043 | 4.063 | 4.322 |
| D. I. Yogyakarta | 3.750 | 3.625 | 3.863 | 3.956 |
| Jawa Timur | 3.524 | 3.690 | 3.766 | 3.779 |
| Banten | 2.848 | 2.953 | 2.930 | 3.003 |
| Bali | 3.435 | 3.471 | 3.488 | 3.518 |
| Nusa Tenggara Barat | 3.817 | 3.822 | 3.878 | 3.878 |
| Nusa Tenggara Timur | 4.254 | 4.341 | 4.466 | 4.174 |
| Kalimantan Barat | 3.781 | 3.781 | 4.000 | 4.031 |
| Kalimantan Tengah | 5.210 | 5.417 | 5.443 | 5.470 |
| Kalimantan Selatan | 3.267 | 3.311 | 3.559 | 3.584 |
| Kalimantan Timur | 6.983 | 7.094 | 7.094 | 7.567 |
| Sulawesi Utara | 5.788 | 5.788 | 5.788 | 6.558 |
| Sulawesi Tengah | 3.715 | 3.715 | 3.772 | 3.772 |
| Sulawesi Selatan | 4.747 | 4.980 | 5.519 | 5.725 |
| Sulawesi Tenggara | 3.771 | 3.727 | 3.848 | 3.848 |
| Gorontalo | 3.179 | 3.821 | 3.925 | 3.925 |
| Sulawesi Barat | 3.756 | 3.852 | 3.827 | 3.827 |
| Maluku | 4.421 | 4.493 | 4.564 | 5.406 |
| Maluku Utara | 5.513 | 5.513 | 5.513 | 5.513 |
| Papua Barat | 4.929 | 5.000 | 5.000 | 5.000 |
| Papua | 6.550 | 6.864 | 6.864 | 6.864 |
| Nasional | 4.004 | 4.082 | 4.141 | 4.220 |

Tabel 3.37: Lanjutan

| Provinsi | September | Oktober | November | Desember | Rata-rata |
|--------------------------|------------------|----------------|-----------------|-----------------|------------------|
| (1) | (10) | (11) | (12) | (13) | (14) |
| Nanggroe Aceh Darussalam | 3.292 | 3.375 | 3.333 | 3.333 | 3.676 |
| Sumatera Utara | 4.372 | 4.456 | 4.517 | 4.711 | 4.234 |
| Sumatera Barat | 3.910 | 3.900 | 4.079 | 4.063 | 3.477 |
| Riau | 4.615 | 4.615 | 4.615 | 4.615 | 3.669 |
| Jambi | 2.903 | 2.903 | 2.903 | 2.961 | 2.781 |
| Sumatera Selatan | 3.325 | 3.353 | 3.353 | 3.353 | 3.355 |
| Bengkulu | 3.483 | 3.518 | 3.327 | 3.386 | 3.366 |
| Lampung | 2.578 | 2.633 | 2.656 | 2.656 | 2.470 |
| Bangka Belitung | 4.254 | 4.254 | 3.754 | 3.896 | 3.919 |
| Kepulauan Riau | 2.600 | 2.600 | 2.600 | 2.667 | 2.731 |
| Jawa Barat | 4.215 | 4.251 | 4.256 | 4.426 | 4.033 |
| Jawa Tengah | 4.307 | 4.348 | 4.396 | 4.416 | 4.300 |
| D. I. Yogyakarta | 3.891 | 3.985 | 3.903 | 3.903 | 3.781 |
| Jawa Timur | 3.784 | 3.786 | 3.824 | 3.824 | 3.648 |
| Banten | 2.930 | 2.930 | 3.009 | 3.027 | 2.885 |
| Bali | 3.518 | 3.576 | 3.606 | 3.606 | 3.438 |
| Nusa Tenggara Barat | 3.878 | 3.878 | 3.978 | 4.089 | 3.874 |
| Nusa Tenggara Timur | 4.147 | 4.147 | 4.147 | 4.183 | 4.247 |
| Kalimantan Barat | 4.109 | 4.203 | 4.203 | 4.234 | 3.945 |
| Kalimantan Tengah | 5.539 | 5.539 | 5.539 | 5.539 | 5.391 |
| Kalimantan Selatan | 3.463 | 4.679 | 4.619 | 4.948 | 3.707 |
| Kalimantan Timur | 7.678 | 7.678 | 7.733 | 7.733 | 7.282 |
| Sulawesi Utara | 6.558 | 6.750 | 6.750 | 6.750 | 6.185 |
| Sulawesi Tengah | 3.772 | 3.806 | 3.806 | 4.017 | 3.715 |
| Sulawesi Selatan | 5.725 | 6.138 | 6.957 | 6.957 | 5.568 |
| Sulawesi Tenggara | 3.878 | 3.878 | 3.851 | 3.864 | 3.760 |
| Gorontalo | 3.822 | 3.718 | 4.017 | 4.017 | 3.468 |
| Sulawesi Barat | 3.827 | 3.863 | 3.863 | 3.863 | 3.906 |
| Maluku | 5.406 | 5.406 | 5.563 | 5.563 | 4.889 |
| Maluku Utara | 5.513 | 5.513 | 5.513 | 5.742 | 5.512 |
| Papua Barat | 5.000 | 5.000 | 5.000 | 5.000 | 4.969 |
| Papua | 6.864 | 6.864 | 6.864 | 7.444 | 6.501 |
| Nasional | 4.286 | 4.361 | 4.392 | 4.462 | 4.146 |

Tabel 3.38
Harga Konsumen Pedesaan Kelompok Perumahan, 2008
Panci Aluminium DN (Rp/Buah= 24 cm)

| Provinsi | Januari | Februari | Maret | April |
|--------------------------|---------------|---------------|---------------|---------------|
| (1) | (2) | (3) | (4) | (5) |
| Nanggroe Aceh Darussalam | 23.500 | 23.500 | 25.636 | 26.273 |
| Sumatera Utara | 41.833 | 40.538 | 41.833 | 41.083 |
| Sumatera Barat | 29.455 | 29.455 | 28.962 | 29.038 |
| Riau | 27.700 | 27.700 | 27.700 | 27.909 |
| Jambi | 35.500 | 34.273 | 33.364 | 33.500 |
| Sumatera Selatan | 30.500 | 32.636 | 30.800 | 31.300 |
| Bengkulu | 32.400 | 34.909 | 34.909 | 35.364 |
| Lampung | 31.167 | 32.438 | 30.950 | 30.950 |
| Bangka Belitung | 45.688 | 43.667 | 43.667 | 43.667 |
| Kepulauan Riau | 35.500 | 35.000 | 35.000 | 36.000 |
| Jawa Barat | 25.679 | 25.641 | 25.052 | 24.673 |
| Jawa Tengah | 25.455 | 25.781 | 25.953 | 26.330 |
| D. I. Yogyakarta | 25.857 | 24.929 | 24.929 | 24.308 |
| Jawa Timur | 24.479 | 24.474 | 24.286 | 24.362 |
| Banten | 28.964 | 29.367 | 28.594 | 28.688 |
| Bali | 30.647 | 30.941 | 30.941 | 31.176 |
| Nusa Tenggara Barat | 28.286 | 28.400 | 29.000 | 29.333 |
| Nusa Tenggara Timur | 47.727 | 46.429 | 46.389 | 45.294 |
| Kalimantan Barat | 43.750 | 49.917 | 52.786 | 52.786 |
| Kalimantan Tengah | 29.375 | 30.556 | 27.333 | 28.444 |
| Kalimantan Selatan | 29.700 | 30.200 | 30.538 | 30.821 |
| Kalimantan Timur | 50.813 | 50.813 | 50.813 | 52.063 |
| Sulawesi Utara | 38.857 | 39.000 | 39.000 | 40.222 |
| Sulawesi Tengah | 31.895 | 32.947 | 33.143 | 33.591 |
| Sulawesi Selatan | 32.583 | 36.500 | 33.625 | 33.625 |
| Sulawesi Tenggara | 34.778 | 37.550 | 37.700 | 38.444 |
| Gorontalo | 42.500 | 43.333 | 43.000 | 43.000 |
| Sulawesi Barat | 24.700 | 24.625 | 23.500 | 25.818 |
| Maluku | 38.385 | 41.045 | 43.042 | 43.042 |
| Maluku Utara | 59.444 | 59.444 | 58.000 | 57.222 |
| Papua Barat | 40.000 | 40.000 | 41.143 | 41.143 |
| Papua | 51.667 | 55.571 | 51.556 | 54.250 |
| Nasional | 34.962 | 35.674 | 35.411 | 35.741 |

Tabel 3.38: Lanjutan

| Provinsi | Mei | Juni | Juli | Agustus |
|--------------------------|---------------|---------------|---------------|----------------|
| (1) | (6) | (7) | (8) | (9) |
| Nanggroe Aceh Darussalam | 28.600 | 27.273 | 27.909 | 28.182 |
| Sumatera Utara | 41.167 | 42.667 | 42.833 | 42.833 |
| Sumatera Barat | 30.357 | 30.857 | 31.393 | 32.607 |
| Riau | 27.909 | 28.091 | 28.727 | 28.800 |
| Jambi | 36.000 | 36.417 | 36.750 | 37.167 |
| Sumatera Selatan | 31.300 | 32.100 | 33.600 | 33.600 |
| Bengkulu | 35.591 | 36.091 | 36.318 | 36.450 |
| Lampung | 30.950 | 31.300 | 31.800 | 32.900 |
| Bangka Belitung | 44.800 | 44.300 | 44.550 | 44.550 |
| Kepulauan Riau | 35.000 | 35.750 | 35.750 | 35.750 |
| Jawa Barat | 25.106 | 25.980 | 26.461 | 26.471 |
| Jawa Tengah | 26.176 | 26.902 | 27.549 | 27.298 |
| D. I. Yogyakarta | 24.308 | 25.000 | 24.286 | 24.786 |
| Jawa Timur | 25.838 | 26.506 | 26.750 | 27.224 |
| Banten | 27.615 | 28.462 | 28.846 | 29.231 |
| Bali | 31.176 | 31.676 | 31.676 | 31.971 |
| Nusa Tenggara Barat | 29.761 | 31.424 | 32.747 | 33.159 |
| Nusa Tenggara Timur | 44.167 | 44.118 | 46.250 | 46.563 |
| Kalimantan Barat | 52.786 | 53.143 | 53.571 | 53.857 |
| Kalimantan Tengah | 28.444 | 28.833 | 29.250 | 29.250 |
| Kalimantan Selatan | 31.026 | 31.053 | 31.289 | 31.000 |
| Kalimantan Timur | 52.063 | 52.625 | 52.625 | 52.625 |
| Sulawesi Utara | 40.222 | 40.889 | 41.111 | 41.333 |
| Sulawesi Tengah | 33.591 | 33.909 | 34.818 | 34.818 |
| Sulawesi Selatan | 32.821 | 32.821 | 32.643 | 32.625 |
| Sulawesi Tenggara | 38.789 | 34.056 | 40.467 | 40.633 |
| Gorontalo | 45.000 | 43.500 | 41.250 | 41.250 |
| Sulawesi Barat | 28.250 | 27.773 | 27.773 | 28.792 |
| Maluku | 43.833 | 44.667 | 45.500 | 51.000 |
| Maluku Utara | 54.000 | 53.000 | 53.000 | 53.000 |
| Papua Barat | 43.571 | 47.857 | 48.571 | 48.571 |
| Papua | 67.667 | 72.111 | 96.273 | 96.273 |
| Nasional | 36.496 | 36.911 | 38.198 | 38.580 |

Tabel 3.38: Lanjutan

| Provinsi | September | Oktober | November | Desember | Rata-rata |
|--------------------------|------------------|----------------|-----------------|-----------------|------------------|
| (1) | (10) | (11) | (12) | (13) | (14) |
| Nanggroe Aceh Darussalam | 29.091 | 29.091 | 29.091 | 27.625 | 27.148 |
| Sumatera Utara | 42.833 | 44.083 | 44.333 | 45.167 | 42.600 |
| Sumatera Barat | 31.893 | 33.423 | 34.385 | 30.182 | 31.000 |
| Riau | 29.636 | 29.636 | 28.444 | 28.444 | 28.391 |
| Jambi | 37.167 | 37.167 | 38.545 | 37.778 | 36.136 |
| Sumatera Selatan | 33.600 | 33.600 | 33.600 | 33.600 | 32.520 |
| Bengkulu | 36.950 | 34.950 | 35.450 | 39.938 | 35.777 |
| Lampung | 34.100 | 36.222 | 36.222 | 36.333 | 32.944 |
| Bangka Belitung | 44.550 | 45.550 | 41.625 | 42.731 | 44.112 |
| Kepulauan Riau | 39.500 | 40.250 | 40.250 | 40.250 | 37.000 |
| Jawa Barat | 26.888 | 27.400 | 27.531 | 28.273 | 26.263 |
| Jawa Tengah | 27.720 | 27.847 | 27.947 | 28.020 | 26.915 |
| D. I. Yogyakarta | 24.857 | 26.250 | 25.615 | 26.077 | 25.100 |
| Jawa Timur | 27.316 | 27.396 | 28.053 | 28.053 | 26.228 |
| Banten | 28.923 | 28.923 | 29.308 | 30.231 | 28.929 |
| Bali | 31.971 | 32.088 | 30.765 | 30.765 | 31.316 |
| Nusa Tenggara Barat | 33.276 | 33.276 | 34.100 | 34.100 | 31.405 |
| Nusa Tenggara Timur | 48.214 | 49.667 | 53.000 | 53.929 | 47.645 |
| Kalimantan Barat | 53.857 | 51.167 | 51.167 | 52.000 | 51.732 |
| Kalimantan Tengah | 28.833 | 29.042 | 29.042 | 29.042 | 28.954 |
| Kalimantan Selatan | 30.944 | 30.294 | 29.875 | 29.583 | 30.527 |
| Kalimantan Timur | 53.875 | 53.875 | 53.875 | 53.875 | 52.495 |
| Sulawesi Utara | 41.333 | 41.333 | 41.333 | 41.500 | 40.511 |
| Sulawesi Tengah | 35.273 | 35.273 | 35.273 | 35.364 | 34.158 |
| Sulawesi Selatan | 32.971 | 32.971 | 33.700 | 33.867 | 33.396 |
| Sulawesi Tenggara | 40.633 | 40.633 | 40.800 | 43.750 | 39.019 |
| Gorontalo | 41.143 | 41.071 | 41.071 | 41.071 | 42.266 |
| Sulawesi Barat | 27.550 | 27.455 | 27.500 | 27.955 | 26.807 |
| Maluku | 51.000 | 49.000 | 49.000 | 49.000 | 45.709 |
| Maluku Utara | 53.000 | 53.000 | 53.000 | 53.889 | 55.000 |
| Papua Barat | 48.571 | 48.571 | 48.571 | 48.571 | 45.429 |
| Papua | 96.273 | 96.273 | 81.900 | 83.778 | 75.299 |
| Nasional | 38.867 | 38.962 | 38.574 | 38.898 | 37.273 |

Tabel 3.39
Harga Konsumen Pedesaan Kelompok Perumahan, 2008
Penggorengan Alumunium (Rp/Buah= 35 cm)

| Provinsi | Januari | Februari | Maret | April |
|--------------------------|---------------|---------------|---------------|---------------|
| (1) | (2) | (3) | (4) | (5) |
| Nanggroe Aceh Darussalam | 44.083 | 43.545 | 44.917 | 47.833 |
| Sumatera Utara | 38.455 | 38.182 | 37.091 | 37.091 |
| Sumatera Barat | 55.364 | 55.273 | 55.364 | 55.591 |
| Riau | 23.450 | 23.750 | 24.273 | 23.818 |
| Jambi | 31.625 | 28.300 | 39.455 | 39.455 |
| Sumatera Selatan | 24.773 | 25.750 | 26.889 | 26.889 |
| Bengkulu | 45.333 | 45.357 | 46.071 | 46.071 |
| Lampung | 54.563 | 51.500 | 45.909 | 45.909 |
| Bangka Belitung | 39.333 | 39.333 | 39.333 | 39.333 |
| Kepulauan Riau | 27.500 | 26.667 | 26.667 | 31.250 |
| Jawa Barat | 23.955 | 27.341 | 27.366 | 27.500 |
| Jawa Tengah | 28.067 | 28.202 | 28.492 | 28.753 |
| D. I. Yogyakarta | 25.357 | 27.917 | 27.923 | 28.500 |
| Jawa Timur | 26.700 | 27.349 | 28.827 | 29.399 |
| Banten | 38.038 | 40.000 | 40.000 | 40.154 |
| Bali | 37.615 | 37.615 | 37.615 | 37.464 |
| Nusa Tenggara Barat | 26.375 | 26.350 | 26.350 | 29.821 |
| Nusa Tenggara Timur | 39.000 | 38.667 | 38.667 | 39.808 |
| Kalimantan Barat | 49.188 | 49.375 | 48.125 | 48.125 |
| Kalimantan Tengah | 23.813 | 25.850 | 24.056 | 25.250 |
| Kalimantan Selatan | 32.958 | 34.125 | 33.423 | 33.423 |
| Kalimantan Timur | 59.864 | 59.864 | 59.864 | 61.227 |
| Sulawesi Utara | 30.333 | 31.167 | 33.000 | 34.700 |
| Sulawesi Tengah | 43.386 | 43.386 | 43.386 | 44.523 |
| Sulawesi Selatan | 25.125 | 25.188 | 36.278 | 36.278 |
| Sulawesi Tenggara | 50.368 | 54.650 | 53.579 | 54.882 |
| Gorontalo | 52.286 | 52.286 | 52.286 | 52.286 |
| Sulawesi Barat | 51.971 | 52.265 | 52.735 | 52.882 |
| Maluku | 56.538 | 56.923 | 55.962 | 55.577 |
| Maluku Utara | 47.625 | 47.625 | 47.625 | 47.625 |
| Papua Barat | 65.000 | 65.000 | 65.000 | 65.000 |
| Papua | 46.636 | 46.636 | 46.636 | 46.636 |
| Nasional | 39.521 | 39.857 | 40.411 | 41.033 |

Tabel 3.39: Lanjutan

| Provinsi | Mei | Juni | Juli | Agustus |
|--------------------------|---------------|---------------|---------------|----------------|
| (1) | (6) | (7) | (8) | (9) |
| Nanggroe Aceh Darussalam | 51.273 | 49.333 | 50.000 | 57.000 |
| Sumatera Utara | 37.167 | 37.000 | 37.250 | 37.750 |
| Sumatera Barat | 55.591 | 31.900 | 31.727 | 32.273 |
| Riau | 23.818 | 24.000 | 24.182 | 26.000 |
| Jambi | 37.364 | 39.700 | 40.200 | 37.455 |
| Sumatera Selatan | 27.722 | 27.150 | 27.227 | 27.227 |
| Bengkulu | 46.321 | 46.821 | 46.821 | 50.385 |
| Lampung | 45.909 | 46.591 | 46.773 | 47.045 |
| Bangka Belitung | 39.333 | 39.333 | 39.333 | 39.333 |
| Kepulauan Riau | 31.250 | 31.750 | 31.750 | 31.750 |
| Jawa Barat | 27.693 | 28.047 | 28.535 | 28.568 |
| Jawa Tengah | 29.425 | 30.994 | 31.012 | 31.167 |
| D. I. Yogyakarta | 28.500 | 27.400 | 28.000 | 28.000 |
| Jawa Timur | 30.314 | 31.482 | 32.043 | 32.489 |
| Banten | 40.154 | 40.692 | 40.769 | 41.308 |
| Bali | 36.423 | 36.769 | 36.769 | 36.731 |
| Nusa Tenggara Barat | 32.167 | 33.214 | 33.214 | 33.214 |
| Nusa Tenggara Timur | 40.192 | 40.577 | 46.500 | 47.214 |
| Kalimantan Barat | 49.500 | 49.500 | 50.000 | 50.000 |
| Kalimantan Tengah | 25.250 | 25.909 | 26.364 | 26.364 |
| Kalimantan Selatan | 32.464 | 33.885 | 35.917 | 36.225 |
| Kalimantan Timur | 63.273 | 65.773 | 66.273 | 66.273 |
| Sulawesi Utara | 34.700 | 34.800 | 35.100 | 35.350 |
| Sulawesi Tengah | 45.159 | 45.977 | 46.205 | 46.205 |
| Sulawesi Selatan | 45.650 | 46.650 | 45.950 | 43.500 |
| Sulawesi Tenggara | 57.688 | 58.469 | 67.607 | 67.750 |
| Gorontalo | 52.286 | 52.286 | 52.286 | 52.286 |
| Sulawesi Barat | 53.206 | 53.912 | 53.618 | 53.912 |
| Maluku | 56.538 | 57.500 | 57.500 | 57.500 |
| Maluku Utara | 47.625 | 47.625 | 47.625 | 47.625 |
| Papua Barat | 65.000 | 73.571 | 74.286 | 74.286 |
| Papua | 46.636 | 47.545 | 47.545 | 47.545 |
| Nasional | 41.737 | 41.755 | 42.449 | 42.804 |

Tabel 3.39: Lanjutan

| Provinsi | September | Oktober | November | Desember | Rata-rata |
|--------------------------|------------------|----------------|-----------------|-----------------|------------------|
| (1) | (10) | (11) | (12) | (13) | (14) |
| Nanggroe Aceh Darussalam | 57.667 | 57.667 | 57.667 | 35.667 | 49.721 |
| Sumatera Utara | 37.750 | 38.167 | 38.333 | 39.583 | 37.818 |
| Sumatera Barat | 32.273 | 34.917 | 36.583 | 35.591 | 42.704 |
| Riau | 26.273 | 26.818 | 24.100 | 24.300 | 24.565 |
| Jambi | 37.455 | 37.455 | 38.700 | 38.556 | 37.143 |
| Sumatera Selatan | 27.227 | 26.208 | 26.208 | 26.208 | 26.623 |
| Bengkulu | 50.423 | 52.542 | 52.125 | 46.864 | 47.928 |
| Lampung | 50.682 | 54.600 | 55.100 | 55.200 | 49.982 |
| Bangka Belitung | 39.333 | 39.333 | 39.333 | 39.333 | 39.333 |
| Kepulauan Riau | 31.750 | 32.500 | 32.250 | 32.250 | 30.611 |
| Jawa Barat | 28.884 | 28.762 | 28.786 | 29.847 | 27.940 |
| Jawa Tengah | 31.639 | 32.056 | 31.890 | 32.030 | 30.311 |
| D. I. Yogyakarta | 29.433 | 29.433 | 29.433 | 29.433 | 28.278 |
| Jawa Timur | 32.608 | 32.700 | 33.253 | 33.253 | 30.868 |
| Banten | 40.923 | 40.923 | 41.846 | 43.615 | 40.702 |
| Bali | 36.731 | 36.885 | 36.923 | 36.923 | 37.039 |
| Nusa Tenggara Barat | 33.357 | 33.133 | 34.000 | 33.067 | 31.189 |
| Nusa Tenggara Timur | 47.214 | 47.643 | 50.071 | 51.231 | 43.899 |
| Kalimantan Barat | 50.000 | 50.000 | 50.000 | 49.375 | 49.432 |
| Kalimantan Tengah | 26.318 | 26.318 | 26.500 | 26.500 | 25.708 |
| Kalimantan Selatan | 31.462 | 31.846 | 36.500 | 30.000 | 33.519 |
| Kalimantan Timur | 66.273 | 66.727 | 66.727 | 66.727 | 64.072 |
| Sulawesi Utara | 35.350 | 37.100 | 37.100 | 34.500 | 34.433 |
| Sulawesi Tengah | 46.432 | 47.455 | 47.409 | 47.500 | 45.585 |
| Sulawesi Selatan | 43.773 | 43.773 | 36.150 | 36.150 | 38.705 |
| Sulawesi Tenggara | 68.821 | 70.250 | 70.857 | 78.375 | 62.775 |
| Gorontalo | 52.714 | 49.000 | 49.000 | 49.000 | 51.500 |
| Sulawesi Barat | 53.912 | 55.265 | 56.088 | 56.235 | 53.833 |
| Maluku | 57.500 | 57.500 | 57.500 | 57.500 | 57.003 |
| Maluku Utara | 47.625 | 47.625 | 47.625 | 47.625 | 47.625 |
| Papua Barat | 75.000 | 75.000 | 75.000 | 75.000 | 70.595 |
| Papua | 47.545 | 47.545 | 42.300 | 42.300 | 46.292 |
| Nasional | 42.948 | 43.348 | 43.292 | 42.492 | 41.804 |

Tabel 3.40
Harga Konsumen Pedesaan Kelompok Perumahan, 2008
Lemari 2 Pintu (Rp/Buah)

| Provinsi | Januari | Februari | Maret | April |
|--------------------------|----------------|----------------|----------------|----------------|
| (1) | (2) | (3) | (4) | (5) |
| Nanggroe Aceh Darussalam | 866.667 | 911.111 | 905.000 | 930.000 |
| Sumatera Utara | 1.008.333 | 1.250.000 | 1.208.333 | 1.110.000 |
| Sumatera Barat | 838.889 | 862.500 | 961.111 | 977.778 |
| Riau | 498.571 | 510.000 | 510.000 | 510.000 |
| Jambi | 895.000 | 912.500 | 1.000.000 | 925.000 |
| Sumatera Selatan | 985.714 | 985.714 | 987.143 | 987.143 |
| Bengkulu | 875.000 | 875.000 | 937.500 | 875.000 |
| Lampung | 787.500 | 890.000 | 881.250 | 881.250 |
| Bangka Belitung | 775.000 | 760.000 | 760.000 | 760.000 |
| Kepulauan Riau | 575.000 | 575.000 | 575.000 | 575.000 |
| Jawa Barat | 694.583 | 690.667 | 727.333 | 681.364 |
| Jawa Tengah | 719.872 | 733.571 | 733.372 | 747.927 |
| D. I. Yogyakarta | 725.000 | 888.889 | 888.889 | 911.111 |
| Jawa Timur | 883.429 | 907.297 | 971.579 | 977.375 |
| Banten | 495.714 | 583.333 | 610.000 | 678.846 |
| Bali | 825.000 | 825.000 | 841.667 | 841.667 |
| Nusa Tenggara Barat | 802.778 | 802.778 | 802.778 | 838.636 |
| Nusa Tenggara Timur | 987.500 | 1.000.000 | 1.000.000 | 925.000 |
| Kalimantan Barat | 611.111 | 628.571 | 628.571 | 628.571 |
| Kalimantan Tengah | 365.417 | 394.615 | 407.083 | 412.500 |
| Kalimantan Selatan | 402.500 | 402.500 | 402.500 | 408.750 |
| Kalimantan Timur | 785.714 | 726.250 | 691.000 | 716.000 |
| Sulawesi Utara | 781.667 | 798.333 | 798.333 | 798.333 |
| Sulawesi Tengah | 835.000 | 845.455 | 822.727 | 850.000 |
| Sulawesi Selatan | 770.000 | 725.000 | 725.000 | 728.571 |
| Sulawesi Tenggara | 827.273 | 869.231 | 914.286 | 914.643 |
| Gorontalo | 892.857 | 907.143 | 842.857 | 842.857 |
| Sulawesi Barat | 705.000 | 694.444 | 683.333 | 680.000 |
| Maluku | 891.667 | 891.667 | 978.571 | 985.714 |
| Maluku Utara | 1.103.125 | 1.103.125 | 1.103.125 | 1.147.222 |
| Papua Barat | 1.280.000 | 1.280.000 | 1.280.000 | 1.280.000 |
| Papua | 1.000.000 | 1.175.000 | 1.144.444 | 1.100.000 |
| Nasional | 796.590 | 825.147 | 835.087 | 832.071 |

Tabel 3.40: Lanjutan

| Provinsi | Mei | Juni | Juli | Agustus |
|--------------------------|----------------|----------------|----------------|----------------|
| (1) | (6) | (7) | (8) | (9) |
| Nanggroe Aceh Darussalam | 900.000 | 1.068.000 | 1.078.000 | 1.078.000 |
| Sumatera Utara | 1.225.000 | 1.333.333 | 1.416.667 | 1.416.667 |
| Sumatera Barat | 988.889 | 991.667 | 991.667 | 1.036.111 |
| Riau | 524.286 | 688.571 | 711.429 | 732.857 |
| Jambi | 1.000.000 | 1.025.000 | 1.062.500 | 1.062.500 |
| Sumatera Selatan | 987.143 | 994.286 | 994.286 | 994.286 |
| Bengkulu | 666.667 | 562.500 | 562.500 | 562.500 |
| Lampung | 912.500 | 937.500 | 937.500 | 937.500 |
| Bangka Belitung | 878.571 | 921.429 | 942.857 | 900.000 |
| Kepulauan Riau | 575.000 | 575.000 | 575.000 | 575.000 |
| Jawa Barat | 704.412 | 738.235 | 771.719 | 815.323 |
| Jawa Tengah | 743.590 | 771.125 | 787.927 | 777.500 |
| D. I. Yogyakarta | 911.111 | 1.000.000 | 1.011.111 | 1.011.111 |
| Jawa Timur | 1.026.071 | 1.040.952 | 1.053.333 | 1.063.171 |
| Banten | 676.923 | 690.000 | 701.538 | 701.538 |
| Bali | 841.667 | 858.333 | 858.333 | 858.333 |
| Nusa Tenggara Barat | 850.000 | 850.000 | 857.692 | 884.615 |
| Nusa Tenggara Timur | 925.000 | 857.143 | 900.000 | 921.429 |
| Kalimantan Barat | 628.571 | 642.857 | 650.000 | 635.714 |
| Kalimantan Tengah | 412.500 | 445.000 | 448.750 | 444.615 |
| Kalimantan Selatan | 364.167 | 376.667 | 386.667 | 378.333 |
| Kalimantan Timur | 784.167 | 810.833 | 810.833 | 810.000 |
| Sulawesi Utara | 798.333 | 798.333 | 798.333 | 798.333 |
| Sulawesi Tengah | 854.545 | 863.636 | 863.636 | 872.727 |
| Sulawesi Selatan | 725.000 | 725.000 | 716.667 | 716.667 |
| Sulawesi Tenggara | 958.750 | 1.005.500 | 1.033.889 | 1.033.889 |
| Gorontalo | 850.000 | 864.286 | 908.333 | 908.333 |
| Sulawesi Barat | 713.889 | 790.625 | 745.833 | 809.375 |
| Maluku | 1.112.500 | 1.125.000 | 1.033.333 | 1.166.667 |
| Maluku Utara | 1.190.625 | 1.189.375 | 1.189.375 | 1.189.375 |
| Papua Barat | 1.280.000 | 1.360.000 | 1.300.000 | 1.360.000 |
| Papua | 1.244.444 | 1.277.222 | 1.277.278 | 1.277.278 |
| Nasional | 851.698 | 880.544 | 886.781 | 897.805 |

Tabel 3.40: Lanjutan

| Provinsi | September | Oktober | November | Desember | Rata-rata |
|--------------------------|------------------|----------------|-----------------|-----------------|------------------|
| (1) | (10) | (11) | (12) | (13) | (14) |
| Nanggroe Aceh Darussalam | 1.078.000 | 1.073.000 | 1.073.000 | 1.106.250 | 1.005.586 |
| Sumatera Utara | 1.416.667 | 1.416.667 | 1.416.667 | 1.416.667 | 1.302.917 |
| Sumatera Barat | 1.058.333 | 1.045.000 | 1.065.000 | 1.128.571 | 995.460 |
| Riau | 761.429 | 754.286 | 830.000 | 838.333 | 655.813 |
| Jambi | 1.062.500 | 1.062.500 | 1.100.000 | 1.100.000 | 1.017.292 |
| Sumatera Selatan | 994.286 | 994.286 | 994.286 | 994.286 | 991.071 |
| Bengkulu | 562.500 | 612.500 | 675.000 | 533.333 | 691.667 |
| Lampung | 943.750 | 1.018.750 | 1.018.750 | 1.064.286 | 934.211 |
| Bangka Belitung | 875.000 | 885.714 | 875.000 | 890.000 | 851.964 |
| Kepulauan Riau | 575.000 | 575.000 | 575.000 | 575.000 | 575.000 |
| Jawa Barat | 855.806 | 861.167 | 861.167 | 851.964 | 771.145 |
| Jawa Tengah | 797.625 | 817.805 | 812.317 | 818.415 | 771.754 |
| D. I. Yogyakarta | 1.000.000 | 1.000.000 | 1.000.000 | 1.000.000 | 945.602 |
| Jawa Timur | 1.065.610 | 1.068.049 | 1.057.895 | 1.057.895 | 1.014.388 |
| Banten | 701.538 | 707.308 | 711.154 | 722.692 | 665.049 |
| Bali | 858.333 | 858.333 | 858.333 | 858.333 | 848.611 |
| Nusa Tenggara Barat | 911.538 | 907.143 | 907.143 | 907.143 | 860.187 |
| Nusa Tenggara Timur | 921.429 | 921.429 | 921.429 | 916.667 | 933.085 |
| Kalimantan Barat | 642.857 | 624.286 | 628.571 | 617.143 | 630.569 |
| Kalimantan Tengah | 446.538 | 446.538 | 450.385 | 450.385 | 427.027 |
| Kalimantan Selatan | 378.333 | 378.333 | 375.000 | 375.000 | 385.729 |
| Kalimantan Timur | 810.000 | 832.308 | 832.308 | 847.692 | 788.092 |
| Sulawesi Utara | 798.333 | 798.333 | 798.333 | 798.333 | 796.944 |
| Sulawesi Tengah | 872.727 | 872.727 | 872.727 | 872.727 | 858.220 |
| Sulawesi Selatan | 716.667 | 716.667 | 718.750 | 718.750 | 725.228 |
| Sulawesi Tenggara | 1.033.889 | 1.006.111 | 1.017.778 | 1.015.714 | 969.246 |
| Gorontalo | 908.333 | 978.571 | 990.000 | 990.000 | 906.964 |
| Sulawesi Barat | 806.250 | 806.250 | 850.000 | 864.286 | 762.440 |
| Maluku | 1.166.667 | 1.166.667 | 1.166.667 | 1.166.667 | 1.070.982 |
| Maluku Utara | 1.189.375 | 1.189.375 | 1.189.375 | 1.287.857 | 1.172.611 |
| Papua Barat | 1.360.000 | 1.360.000 | 1.360.000 | 1.400.000 | 1.325.000 |
| Papua | 1.255.056 | 1.277.278 | 1.236.938 | 1.541.667 | 1.233.884 |
| Nasional | 900.762 | 907.262 | 913.718 | 928.939 | 871.367 |

Tabel 3.41
Harga Konsumen Pedesaan Kelompok Perumahan, 2008
Tempat Tidur (Rp/Buah)

| Provinsi | Januari | Februari | Maret | April |
|--------------------------|----------------|----------------|----------------|----------------|
| (1) | (2) | (3) | (4) | (5) |
| Nanggroe Aceh Darussalam | 1.200.000 | 1.150.000 | 1.112.500 | 1.175.000 |
| Sumatera Utara | 765.000 | 765.000 | 765.000 | 765.000 |
| Sumatera Barat | 1.060.000 | 1.060.000 | 1.300.000 | 1.311.111 |
| Riau | 1.243.750 | 1.243.750 | 1.256.250 | 1.155.556 |
| Jambi | 753.571 | 813.889 | 813.889 | 858.333 |
| Sumatera Selatan | 616.667 | 616.667 | 616.667 | 616.667 |
| Bengkulu | 1.162.500 | 1.162.500 | 1.162.500 | 1.162.500 |
| Lampung | 1.260.000 | 1.260.000 | 1.260.000 | 1.260.000 |
| Bangka Belitung | 982.143 | 982.143 | 982.143 | 982.143 |
| Kepulauan Riau | 664.286 | 664.286 | 664.286 | 664.286 |
| Jawa Barat | 793.182 | 805.556 | 801.724 | 795.000 |
| Jawa Tengah | 622.953 | 626.136 | 616.304 | 631.489 |
| D. I. Yogyakarta | 583.333 | 533.333 | 535.714 | 535.714 |
| Jawa Timur | 735.658 | 716.098 | 701.538 | 714.512 |
| Banten | 775.000 | 800.000 | 745.000 | 825.385 |
| Bali | 531.667 | 531.667 | 540.000 | 540.000 |
| Nusa Tenggara Barat | 527.500 | 527.500 | 530.000 | 530.000 |
| Nusa Tenggara Timur | 758.333 | 758.333 | 758.333 | 787.500 |
| Kalimantan Barat | 950.000 | 950.000 | 953.333 | 953.333 |
| Kalimantan Tengah | 417.857 | 421.429 | 394.375 | 413.125 |
| Kalimantan Selatan | 586.667 | 586.667 | 586.667 | 586.667 |
| Kalimantan Timur | 983.333 | 1.140.286 | 1.308.200 | 1.359.111 |
| Sulawesi Utara | 875.000 | 875.000 | 875.000 | 875.000 |
| Sulawesi Tengah | 442.500 | 491.818 | 535.385 | 537.692 |
| Sulawesi Selatan | 471.429 | 529.545 | 547.727 | 572.500 |
| Sulawesi Tenggara | 622.222 | 645.455 | 735.294 | 783.333 |
| Gorontalo | 880.000 | 812.500 | 787.500 | 787.500 |
| Sulawesi Barat | 366.667 | 366.667 | 366.667 | 366.667 |
| Maluku | 506.250 | 512.500 | 512.500 | 512.500 |
| Maluku Utara | 783.333 | 783.333 | 783.333 | 783.333 |
| Papua Barat | 650.000 | 687.500 | 687.500 | 708.333 |
| Papua | 690.000 | 771.429 | 722.727 | 762.500 |
| Nasional | 758.150 | 768.468 | 779.939 | 790.993 |

Tabel 3.41: Lanjutan

| Provinsi | Mei | Juni | Juli | Agustus |
|--------------------------|----------------|----------------|----------------|----------------|
| (1) | (6) | (7) | (8) | (9) |
| Nanggroe Aceh Darussalam | 1.175.000 | 1.375.000 | 1.400.000 | 1.500.000 |
| Sumatera Utara | 793.571 | 871.429 | 871.429 | 871.429 |
| Sumatera Barat | 1.311.111 | 1.330.556 | 1.375.000 | 1.486.111 |
| Riau | 1.155.556 | 1.172.778 | 1.332.778 | 1.366.111 |
| Jambi | 863.333 | 874.444 | 911.111 | 911.111 |
| Sumatera Selatan | 622.222 | 622.222 | 622.222 | 622.222 |
| Bengkulu | 1.162.500 | 1.162.500 | 1.187.500 | 1.187.500 |
| Lampung | 1.340.000 | 1.340.000 | 1.340.000 | 1.420.000 |
| Bangka Belitung | 836.111 | 836.111 | 836.111 | 836.111 |
| Kepulauan Riau | 707.143 | 707.143 | 707.143 | 710.714 |
| Jawa Barat | 883.333 | 885.000 | 920.968 | 920.313 |
| Jawa Tengah | 632.340 | 655.000 | 664.574 | 665.408 |
| D. I. Yogyakarta | 535.714 | 535.714 | 535.714 | 542.857 |
| Jawa Timur | 699.889 | 718.913 | 733.696 | 707.955 |
| Banten | 803.125 | 806.250 | 806.875 | 806.875 |
| Bali | 540.000 | 556.667 | 556.667 | 556.667 |
| Nusa Tenggara Barat | 548.750 | 571.250 | 571.250 | 571.250 |
| Nusa Tenggara Timur | 787.500 | 787.500 | 795.833 | 841.667 |
| Kalimantan Barat | 953.333 | 953.333 | 953.333 | 953.333 |
| Kalimantan Tengah | 413.125 | 413.750 | 485.000 | 490.000 |
| Kalimantan Selatan | 586.667 | 586.667 | 586.667 | 586.667 |
| Kalimantan Timur | 1.308.200 | 1.350.200 | 1.350.200 | 1.350.200 |
| Sulawesi Utara | 875.000 | 625.000 | 625.000 | 625.000 |
| Sulawesi Tengah | 537.692 | 553.077 | 553.077 | 560.769 |
| Sulawesi Selatan | 572.500 | 552.500 | 547.917 | 547.917 |
| Sulawesi Tenggara | 732.000 | 825.385 | 773.000 | 773.000 |
| Gorontalo | 787.500 | 900.000 | 900.000 | 900.000 |
| Sulawesi Barat | 366.667 | 375.000 | 375.000 | 375.000 |
| Maluku | 661.111 | 670.000 | 670.000 | 820.000 |
| Maluku Utara | 783.333 | 783.333 | 783.333 | 783.333 |
| Papua Barat | 675.000 | 750.000 | 750.000 | 750.000 |
| Papua | 813.636 | 933.333 | 938.889 | 940.000 |
| Nasional | 795.718 | 815.002 | 826.884 | 843.110 |

Tabel 3.41: Lanjutan

| Provinsi | September | Oktober | November | Desember | Rata-rata |
|--------------------------|------------------|----------------|-----------------|-----------------|------------------|
| (1) | (10) | (11) | (12) | (13) | (14) |
| Nanggroe Aceh Darussalam | 1.500.000 | 1.500.000 | 1.500.000 | 1.514.286 | 1.341.815 |
| Sumatera Utara | 957.143 | 957.143 | 957.143 | 957.143 | 858.036 |
| Sumatera Barat | 1.519.444 | 1.494.444 | 1.511.111 | 1.600.000 | 1.363.241 |
| Riau | 1.380.556 | 1.332.500 | 1.427.778 | 1.427.778 | 1.291.262 |
| Jambi | 911.111 | 911.111 | 1.038.889 | 1.038.889 | 891.640 |
| Sumatera Selatan | 622.222 | 622.222 | 622.222 | 622.222 | 620.370 |
| Bengkulu | 1.187.500 | 1.187.500 | 1.187.500 | 1.187.500 | 1.175.000 |
| Lampung | 1.450.000 | 1.450.000 | 1.450.000 | 1.450.000 | 1.356.667 |
| Bangka Belitung | 836.111 | 836.111 | 827.500 | 827.500 | 883.353 |
| Kepulauan Riau | 725.000 | 753.571 | 746.429 | 746.429 | 705.060 |
| Jawa Barat | 948.438 | 927.419 | 929.839 | 931.897 | 878.556 |
| Jawa Tengah | 678.830 | 676.209 | 684.162 | 684.162 | 653.131 |
| D. I. Yogyakarta | 564.286 | 542.857 | 564.286 | 564.286 | 547.817 |
| Jawa Timur | 712.614 | 718.295 | 744.875 | 744.875 | 720.743 |
| Banten | 806.875 | 810.000 | 836.250 | 836.250 | 804.824 |
| Bali | 556.667 | 556.667 | 556.667 | 556.667 | 548.333 |
| Nusa Tenggara Barat | 577.500 | 577.500 | 577.500 | 577.500 | 557.292 |
| Nusa Tenggara Timur | 841.667 | 841.667 | 1.008.333 | 1.008.333 | 831.250 |
| Kalimantan Barat | 953.333 | 953.333 | 953.333 | 953.333 | 952.778 |
| Kalimantan Tengah | 495.000 | 495.000 | 495.000 | 495.000 | 452.388 |
| Kalimantan Selatan | 590.833 | 591.667 | 591.667 | 591.667 | 588.264 |
| Kalimantan Timur | 1.350.200 | 1.388.200 | 1.388.200 | 1.403.200 | 1.306.628 |
| Sulawesi Utara | 625.000 | 625.000 | 625.000 | 625.000 | 729.167 |
| Sulawesi Tengah | 560.769 | 560.769 | 564.615 | 564.615 | 538.565 |
| Sulawesi Selatan | 547.917 | 547.917 | 507.500 | 507.500 | 537.739 |
| Sulawesi Tenggara | 773.000 | 768.000 | 773.000 | 781.111 | 748.733 |
| Gorontalo | 900.000 | 828.571 | 680.000 | 680.000 | 820.298 |
| Sulawesi Barat | 375.000 | 375.000 | 375.000 | 375.000 | 371.528 |
| Maluku | 820.000 | 820.000 | 820.000 | 820.000 | 678.738 |
| Maluku Utara | 783.333 | 783.333 | 783.333 | 783.333 | 783.333 |
| Papua Barat | 750.000 | 750.000 | 750.000 | 750.000 | 721.528 |
| Papua | 928.889 | 996.000 | 996.000 | 1.050.000 | 878.617 |
| Nasional | 850.914 | 849.313 | 858.535 | 864.234 | 816.772 |

Tabel 3.42
Harga Konsumen Pedesaan Kelompok Perumahan, 2008
Ember Plastik (Rp/Buah)

| Provinsi | Januari | Februari | Maret | April |
|--------------------------|---------------|---------------|---------------|---------------|
| (1) | (2) | (3) | (4) | (5) |
| Nanggroe Aceh Darussalam | 22.714 | 20.875 | 21.125 | 22.111 |
| Sumatera Utara | 16.083 | 17.000 | 18.400 | 18.400 |
| Sumatera Barat | 20.563 | 20.563 | 23.688 | 26.071 |
| Riau | 11.250 | 11.250 | 11.250 | 11.000 |
| Jambi | 16.583 | 16.583 | 16.583 | 16.583 |
| Sumatera Selatan | 11.500 | 12.167 | 12.500 | 12.500 |
| Bengkulu | 23.600 | 23.600 | 22.167 | 22.500 |
| Lampung | 16.286 | 16.286 | 14.750 | 14.889 |
| Bangka Belitung | 17.000 | 17.000 | 17.000 | 17.000 |
| Kepulauan Riau | 13.500 | 13.500 | 13.625 | 13.625 |
| Jawa Barat | 18.286 | 18.800 | 18.042 | 18.125 |
| Jawa Tengah | 13.356 | 13.576 | 13.959 | 13.900 |
| D. I. Yogyakarta | 11.750 | 11.750 | 11.750 | 11.750 |
| Jawa Timur | 12.690 | 14.429 | 13.824 | 13.857 |
| Banten | 13.250 | 14.200 | 14.200 | 19.875 |
| Bali | 11.333 | 13.222 | 12.346 | 10.875 |
| Nusa Tenggara Barat | 14.286 | 14.286 | 14.286 | 14.286 |
| Nusa Tenggara Timur | 21.857 | 21.750 | 19.464 | 20.875 |
| Kalimantan Barat | 18.444 | 17.000 | 15.958 | 15.958 |
| Kalimantan Tengah | 15.000 | 13.250 | 13.000 | 14.000 |
| Kalimantan Selatan | 15.000 | 15.000 | 15.250 | 14.188 |
| Kalimantan Timur | 23.750 | 21.714 | 21.889 | 21.889 |
| Sulawesi Utara | 27.000 | 25.786 | 26.143 | 26.143 |
| Sulawesi Tengah | 24.833 | 24.833 | 23.433 | 22.875 |
| Sulawesi Selatan | 22.500 | 22.250 | 21.417 | 21.063 |
| Sulawesi Tenggara | 19.800 | 20.925 | 21.854 | 34.725 |
| Gorontalo | 25.882 | 25.882 | 25.882 | 25.882 |
| Sulawesi Barat | 17.833 | 17.600 | 19.000 | 19.357 |
| Maluku | 23.800 | 23.455 | 23.455 | 23.455 |
| Maluku Utara | 33.750 | 33.750 | 37.143 | 37.143 |
| Papua Barat | 32.500 | 32.500 | 32.500 | 34.000 |
| Papua | 30.111 | 30.111 | 30.111 | 30.111 |
| Nasional | 19.253 | 19.215 | 19.250 | 19.969 |

Tabel 3.42: Lanjutan

| Provinsi | Mei | Juni | Juli | Agustus |
|--------------------------|---------------|---------------|---------------|---------------|
| (1) | (6) | (7) | (8) | (9) |
| Nanggroe Aceh Darussalam | 22.333 | 24.389 | 25.167 | 26.833 |
| Sumatera Utara | 18.227 | 18.591 | 18.591 | 18.591 |
| Sumatera Barat | 26.071 | 29.071 | 29.071 | 29.071 |
| Riau | 11.000 | 11.000 | 10.600 | 10.667 |
| Jambi | 16.833 | 17.167 | 17.167 | 18.000 |
| Sumatera Selatan | 12.500 | 14.000 | 14.600 | 15.091 |
| Bengkulu | 22.500 | 22.667 | 22.667 | 22.833 |
| Lampung | 15.000 | 16.333 | 16.556 | 16.556 |
| Bangka Belitung | 15.500 | 15.500 | 16.857 | 16.857 |
| Kepulauan Riau | 13.625 | 13.625 | 13.625 | 13.625 |
| Jawa Barat | 18.240 | 19.188 | 20.688 | 21.250 |
| Jawa Tengah | 13.810 | 15.698 | 15.821 | 16.223 |
| D. I. Yogyakarta | 11.750 | 11.750 | 11.750 | 11.750 |
| Jawa Timur | 13.945 | 13.769 | 14.043 | 14.385 |
| Banten | 19.875 | 20.375 | 20.563 | 20.625 |
| Bali | 11.125 | 11.667 | 11.625 | 11.625 |
| Nusa Tenggara Barat | 14.286 | 14.357 | 14.357 | 14.357 |
| Nusa Tenggara Timur | 20.875 | 20.917 | 22.636 | 22.636 |
| Kalimantan Barat | 15.958 | 15.958 | 16.042 | 16.042 |
| Kalimantan Tengah | 14.000 | 17.286 | 17.286 | 17.286 |
| Kalimantan Selatan | 12.955 | 12.909 | 12.909 | 13.200 |
| Kalimantan Timur | 21.889 | 28.444 | 29.000 | 29.000 |
| Sulawesi Utara | 26.143 | 24.438 | 23.200 | 23.200 |
| Sulawesi Tengah | 23.735 | 23.882 | 24.029 | 24.029 |
| Sulawesi Selatan | 21.063 | 19.389 | 18.000 | 18.000 |
| Sulawesi Tenggara | 20.925 | 21.528 | 23.781 | 23.781 |
| Gorontalo | 25.882 | 25.882 | 25.882 | 25.882 |
| Sulawesi Barat | 18.786 | 18.857 | 19.036 | 19.393 |
| Maluku | 24.792 | 24.136 | 24.591 | 20.000 |
| Maluku Utara | 37.143 | 37.143 | 37.143 | 37.143 |
| Papua Barat | 34.000 | 33.571 | 34.286 | 33.750 |
| Papua | 33.000 | 33.000 | 33.000 | 33.000 |
| Nasional | 19.618 | 20.203 | 20.455 | 20.459 |

Tabel 3.42: Lanjutan

| Provinsi | September | Oktober | November | Desember | Rata-rata |
|--------------------------|------------------|----------------|-----------------|-----------------|------------------|
| (1) | (10) | (11) | (12) | (13) | (14) |
| Nanggroe Aceh Darussalam | 26.778 | 26.833 | 26.833 | 25.214 | 24.267 |
| Sumatera Utara | 18.591 | 18.591 | 18.591 | 18.682 | 18.195 |
| Sumatera Barat | 29.000 | 29.000 | 29.000 | 21.600 | 26.064 |
| Riau | 13.857 | 13.857 | 11.500 | 11.500 | 11.561 |
| Jambi | 18.167 | 18.250 | 18.417 | 18.250 | 17.382 |
| Sumatera Selatan | 16.455 | 16.455 | 16.636 | 16.182 | 14.215 |
| Bengkulu | 22.833 | 22.833 | 22.833 | 24.400 | 22.953 |
| Lampung | 17.667 | 20.375 | 21.625 | 21.625 | 17.329 |
| Bangka Belitung | 15.000 | 15.000 | 16.611 | 16.611 | 16.328 |
| Kepulauan Riau | 13.625 | 13.625 | 13.625 | 13.625 | 13.604 |
| Jawa Barat | 21.479 | 21.717 | 21.565 | 22.182 | 19.963 |
| Jawa Tengah | 16.455 | 16.648 | 17.047 | 17.311 | 15.317 |
| D. I. Yogyakarta | 11.750 | 11.750 | 11.750 | 11.750 | 11.750 |
| Jawa Timur | 14.483 | 14.532 | 14.833 | 14.833 | 14.135 |
| Banten | 20.625 | 20.750 | 20.750 | 20.750 | 18.820 |
| Bali | 11.625 | 11.625 | 11.625 | 11.625 | 11.693 |
| Nusa Tenggara Barat | 14.643 | 14.643 | 14.929 | 14.929 | 14.470 |
| Nusa Tenggara Timur | 22.636 | 23.045 | 23.045 | 23.045 | 21.899 |
| Kalimantan Barat | 16.042 | 14.750 | 14.846 | 15.417 | 16.035 |
| Kalimantan Tengah | 15.857 | 17.000 | 17.000 | 17.000 | 15.664 |
| Kalimantan Selatan | 13.591 | 13.682 | 11.875 | 13.050 | 13.634 |
| Kalimantan Timur | 30.667 | 30.778 | 30.889 | 31.667 | 26.798 |
| Sulawesi Utara | 23.200 | 22.682 | 22.682 | 21.357 | 24.331 |
| Sulawesi Tengah | 24.324 | 24.029 | 23.676 | 24.206 | 23.991 |
| Sulawesi Selatan | 18.250 | 16.944 | 17.500 | 17.500 | 19.490 |
| Sulawesi Tenggara | 23.471 | 24.088 | 24.324 | 26.731 | 23.828 |
| Gorontalo | 25.882 | 25.882 | 25.882 | 25.882 | 25.882 |
| Sulawesi Barat | 20.821 | 20.464 | 20.464 | 21.036 | 19.387 |
| Maluku | 20.000 | 20.000 | 20.000 | 20.000 | 22.307 |
| Maluku Utara | 37.143 | 37.143 | 37.143 | 36.667 | 36.538 |
| Papua Barat | 33.750 | 33.750 | 33.750 | 33.750 | 33.509 |
| Papua | 33.000 | 33.000 | 33.000 | 33.111 | 32.046 |
| Nasional | 20.677 | 20.741 | 20.758 | 20.671 | 20.106 |

Tabel 3.43
Harga Konsumen Pedesaan Kelompok Perumahan, 2008
Batere Besar (Rp/Buah)

| Provinsi | Januari | Februari | Maret | April |
|--------------------------|--------------|--------------|--------------|--------------|
| (1) | (2) | (3) | (4) | (5) |
| Nanggroe Aceh Darussalam | 3.000 | 3.000 | 3.091 | 3.273 |
| Sumatera Utara | 2.683 | 2.714 | 2.786 | 2.764 |
| Sumatera Barat | 2.987 | 3.019 | 3.169 | 3.156 |
| Riau | 2.955 | 3.000 | 3.045 | 3.192 |
| Jambi | 2.611 | 2.846 | 2.846 | 2.929 |
| Sumatera Selatan | 2.800 | 2.867 | 3.043 | 3.150 |
| Bengkulu | 2.600 | 2.600 | 2.667 | 2.667 |
| Lampung | 3.406 | 3.325 | 3.325 | 3.341 |
| Bangka Belitung | 4.188 | 4.188 | 4.278 | 4.278 |
| Kepulauan Riau | 3.300 | 3.300 | 3.300 | 3.400 |
| Jawa Barat | 2.740 | 2.730 | 2.766 | 2.687 |
| Jawa Tengah | 2.739 | 2.853 | 2.952 | 2.941 |
| D. I. Yogyakarta | 2.998 | 2.979 | 2.879 | 2.879 |
| Jawa Timur | 2.794 | 2.812 | 2.891 | 2.905 |
| Banten | 3.000 | 2.909 | 2.904 | 3.003 |
| Bali | 2.938 | 3.111 | 3.211 | 3.275 |
| Nusa Tenggara Barat | 3.000 | 3.094 | 3.094 | 3.250 |
| Nusa Tenggara Timur | 3.682 | 3.859 | 3.816 | 3.750 |
| Kalimantan Barat | 4.846 | 4.958 | 4.633 | 4.600 |
| Kalimantan Tengah | 3.313 | 3.409 | 3.769 | 3.469 |
| Kalimantan Selatan | 2.438 | 2.438 | 2.772 | 2.895 |
| Kalimantan Timur | 4.071 | 4.625 | 4.181 | 4.219 |
| Sulawesi Utara | 3.550 | 3.786 | 3.900 | 3.967 |
| Sulawesi Tengah | 3.573 | 3.563 | 3.690 | 3.837 |
| Sulawesi Selatan | 2.969 | 3.096 | 3.183 | 3.083 |
| Sulawesi Tenggara | 4.254 | 4.661 | 4.661 | 4.060 |
| Gorontalo | 3.958 | 4.083 | 3.972 | 3.977 |
| Sulawesi Barat | 3.950 | 3.750 | 3.663 | 3.560 |
| Maluku | 5.625 | 5.500 | 5.306 | 5.333 |
| Maluku Utara | 4.250 | 4.250 | 4.375 | 4.318 |
| Papua Barat | 4.750 | 4.700 | 4.700 | 4.750 |
| Papua | 5.000 | 4.444 | 4.531 | 5.115 |
| Nasional | 3.468 | 3.515 | 3.544 | 3.563 |

Tabel 3.43: Lanjutan

| Provinsi | Mei | Juni | Juli | Agustus |
|--------------------------|--------------|--------------|--------------|--------------|
| (1) | (6) | (7) | (8) | (9) |
| Nanggroe Aceh Darussalam | 3.318 | 3.318 | 3.318 | 3.318 |
| Sumatera Utara | 3.194 | 3.350 | 3.413 | 3.444 |
| Sumatera Barat | 3.126 | 3.126 | 3.097 | 3.200 |
| Riau | 3.250 | 3.321 | 3.393 | 3.400 |
| Jambi | 3.071 | 3.233 | 3.367 | 3.367 |
| Sumatera Selatan | 3.150 | 3.194 | 3.288 | 3.307 |
| Bengkulu | 2.667 | 2.667 | 2.667 | 2.667 |
| Lampung | 3.341 | 3.432 | 3.432 | 3.432 |
| Bangka Belitung | 4.227 | 4.227 | 4.562 | 4.577 |
| Kepulauan Riau | 3.500 | 3.500 | 3.500 | 3.500 |
| Jawa Barat | 2.693 | 2.779 | 2.874 | 2.888 |
| Jawa Tengah | 2.983 | 3.019 | 3.038 | 3.049 |
| D. I. Yogyakarta | 2.890 | 3.026 | 3.017 | 3.080 |
| Jawa Timur | 2.942 | 2.979 | 2.991 | 3.013 |
| Banten | 3.034 | 3.094 | 3.125 | 3.150 |
| Bali | 3.214 | 3.375 | 3.400 | 3.395 |
| Nusa Tenggara Barat | 3.250 | 3.250 | 3.318 | 3.318 |
| Nusa Tenggara Timur | 3.803 | 3.774 | 4.039 | 4.100 |
| Kalimantan Barat | 4.600 | 4.933 | 5.100 | 5.167 |
| Kalimantan Tengah | 3.469 | 3.559 | 3.639 | 3.639 |
| Kalimantan Selatan | 2.588 | 2.617 | 2.704 | 2.704 |
| Kalimantan Timur | 4.219 | 4.281 | 4.281 | 4.313 |
| Sulawesi Utara | 3.967 | 4.211 | 4.183 | 4.239 |
| Sulawesi Tengah | 3.769 | 3.843 | 3.824 | 3.843 |
| Sulawesi Selatan | 3.097 | 3.109 | 3.118 | 3.092 |
| Sulawesi Tenggara | 4.533 | 4.104 | 4.306 | 4.306 |
| Gorontalo | 3.977 | 3.979 | 4.021 | 4.068 |
| Sulawesi Barat | 3.618 | 3.724 | 3.708 | 3.708 |
| Maluku | 5.417 | 5.275 | 5.275 | 6.045 |
| Maluku Utara | 4.450 | 4.750 | 4.750 | 4.750 |
| Papua Barat | 4.750 | 4.722 | 4.875 | 4.833 |
| Papua | 4.833 | 4.857 | 4.933 | 5.088 |
| Nasional | 3.592 | 3.645 | 3.705 | 3.750 |

Tabel 3.43: Lanjutan

| Provinsi | September | Oktober | November | Desember | Rata-rata |
|--------------------------|------------------|----------------|-----------------|-----------------|------------------|
| (1) | (10) | (11) | (12) | (13) | (14) |
| Nanggroe Aceh Darussalam | 3.409 | 3.409 | 3.409 | 3.357 | 3.268 |
| Sumatera Utara | 3.444 | 3.444 | 3.569 | 3.569 | 3.198 |
| Sumatera Barat | 3.200 | 3.244 | 3.274 | 3.189 | 3.149 |
| Riau | 3.400 | 3.400 | 3.462 | 3.458 | 3.273 |
| Jambi | 3.367 | 3.367 | 3.400 | 3.393 | 3.150 |
| Sumatera Selatan | 3.288 | 3.288 | 3.288 | 3.288 | 3.162 |
| Bengkulu | 2.917 | 2.917 | 2.917 | 3.000 | 2.746 |
| Lampung | 3.432 | 3.523 | 3.614 | 3.625 | 3.436 |
| Bangka Belitung | 4.643 | 4.731 | 4.625 | 4.656 | 4.432 |
| Kepulauan Riau | 3.500 | 3.500 | 3.500 | 3.500 | 3.442 |
| Jawa Barat | 3.087 | 3.130 | 3.106 | 2.985 | 2.872 |
| Jawa Tengah | 3.109 | 3.104 | 3.104 | 3.129 | 3.002 |
| D. I. Yogyakarta | 3.017 | 3.017 | 3.018 | 3.036 | 2.986 |
| Jawa Timur | 3.030 | 3.057 | 3.083 | 3.083 | 2.965 |
| Banten | 3.200 | 3.336 | 3.336 | 3.336 | 3.119 |
| Bali | 3.400 | 3.400 | 3.375 | 3.350 | 3.287 |
| Nusa Tenggara Barat | 3.292 | 3.292 | 3.354 | 3.417 | 3.244 |
| Nusa Tenggara Timur | 4.381 | 4.381 | 4.429 | 4.429 | 4.037 |
| Kalimantan Barat | 5.220 | 5.287 | 5.287 | 5.220 | 4.988 |
| Kalimantan Tengah | 3.647 | 3.556 | 3.556 | 3.556 | 3.548 |
| Kalimantan Selatan | 2.800 | 2.782 | 2.797 | 2.853 | 2.699 |
| Kalimantan Timur | 4.375 | 4.375 | 4.735 | 4.794 | 4.372 |
| Sulawesi Utara | 4.239 | 4.187 | 4.187 | 4.150 | 4.047 |
| Sulawesi Tengah | 3.917 | 3.920 | 3.920 | 3.955 | 3.804 |
| Sulawesi Selatan | 3.092 | 3.092 | 2.969 | 3.000 | 3.075 |
| Sulawesi Tenggara | 4.306 | 4.361 | 4.361 | 4.708 | 4.385 |
| Gorontalo | 4.068 | 4.173 | 4.295 | 4.205 | 4.065 |
| Sulawesi Barat | 3.738 | 3.738 | 3.738 | 3.763 | 3.721 |
| Maluku | 6.045 | 6.000 | 6.045 | 6.045 | 5.659 |
| Maluku Utara | 4.750 | 4.750 | 4.750 | 4.438 | 4.548 |
| Papua Barat | 4.889 | 4.889 | 4.889 | 4.889 | 4.803 |
| Papua | 5.088 | 5.088 | 4.423 | 4.400 | 4.817 |
| Nasional | 3.790 | 3.804 | 3.807 | 3.805 | 3.666 |

Tabel 3.44
Harga Konsumen Pedesaan Kelompok Perumahan, 2008
Sendok (Rp/Lusin)

| Provinsi | Januari | Februari | Maret | April |
|--------------------------|---------------|---------------|---------------|---------------|
| (1) | (2) | (3) | (4) | (5) |
| Nanggroe Aceh Darussalam | 17.538 | 17.625 | 17.278 | 17.471 |
| Sumatera Utara | 17.000 | 15.222 | 15.000 | 15.200 |
| Sumatera Barat | 12.667 | 12.570 | 12.667 | 13.500 |
| Riau | 11.889 | 11.400 | 11.778 | 11.929 |
| Jambi | 12.813 | 15.625 | 16.607 | 16.750 |
| Sumatera Selatan | 21.200 | 19.563 | 16.650 | 17.722 |
| Bengkulu | 14.500 | 15.278 | 15.938 | 16.938 |
| Lampung | 16.818 | 16.417 | 15.731 | 15.885 |
| Bangka Belitung | 26.500 | 26.500 | 26.500 | 26.500 |
| Kepulauan Riau | 27.500 | 27.500 | 27.500 | 27.500 |
| Jawa Barat | 14.552 | 14.529 | 14.729 | 15.463 |
| Jawa Tengah | 15.013 | 14.485 | 14.777 | 14.954 |
| D. I. Yogyakarta | 14.750 | 14.556 | 15.714 | 14.375 |
| Jawa Timur | 16.000 | 16.130 | 15.696 | 15.528 |
| Banten | 16.200 | 17.625 | 17.625 | 16.538 |
| Bali | 10.000 | 15.111 | 15.111 | 15.100 |
| Nusa Tenggara Barat | 11.000 | 11.000 | 11.000 | 11.000 |
| Nusa Tenggara Timur | 22.857 | 21.594 | 19.905 | 20.348 |
| Kalimantan Barat | 18.188 | 17.071 | 16.808 | 16.808 |
| Kalimantan Tengah | 15.000 | 14.778 | 15.250 | 18.607 |
| Kalimantan Selatan | 10.236 | 10.236 | 10.236 | 10.236 |
| Kalimantan Timur | 18.455 | 19.139 | 19.354 | 19.354 |
| Sulawesi Utara | 23.625 | 24.100 | 24.200 | 24.200 |
| Sulawesi Tengah | 14.750 | 15.579 | 16.413 | 16.690 |
| Sulawesi Selatan | 23.000 | 23.000 | 23.000 | 23.000 |
| Sulawesi Tenggara | 19.667 | 19.113 | 19.455 | 18.672 |
| Gorontalo | 13.800 | 13.800 | 13.800 | 13.800 |
| Sulawesi Barat | 14.083 | 14.667 | 15.438 | 15.619 |
| Maluku | 18.333 | 20.000 | 18.824 | 18.853 |
| Maluku Utara | 25.176 | 25.176 | 25.795 | 27.525 |
| Papua Barat | 25.500 | 22.800 | 22.800 | 22.714 |
| Papua | 23.000 | 22.250 | 25.864 | 24.500 |
| Nasional | 17.550 | 17.639 | 17.733 | 17.915 |

Tabel 3.44: Lanjutan

| Provinsi | Mei | Juni | Juli | Agustus |
|--------------------------|---------------|---------------|---------------|---------------|
| (1) | (6) | (7) | (8) | (9) |
| Nanggroe Aceh Darussalam | 17.588 | 17.882 | 18.294 | 18.529 |
| Sumatera Utara | 15.250 | 15.100 | 15.300 | 15.300 |
| Sumatera Barat | 13.500 | 14.563 | 14.563 | 14.563 |
| Riau | 11.800 | 11.867 | 12.733 | 12.647 |
| Jambi | 16.750 | 16.750 | 16.750 | 17.107 |
| Sumatera Selatan | 17.722 | 18.450 | 16.708 | 18.091 |
| Bengkulu | 16.938 | 16.438 | 17.063 | 17.688 |
| Lampung | 15.885 | 16.269 | 16.269 | 16.269 |
| Bangka Belitung | 26.313 | 26.313 | 26.313 | 26.313 |
| Kepulauan Riau | 27.500 | 27.500 | 27.500 | 27.500 |
| Jawa Barat | 15.779 | 15.940 | 16.143 | 16.318 |
| Jawa Tengah | 14.882 | 15.130 | 15.259 | 15.177 |
| D. I. Yogyakarta | 16.750 | 16.750 | 17.000 | 17.000 |
| Jawa Timur | 15.112 | 15.702 | 16.068 | 16.216 |
| Banten | 16.538 | 16.357 | 16.929 | 16.929 |
| Bali | 13.714 | 13.857 | 13.857 | 13.857 |
| Nusa Tenggara Barat | 11.000 | 11.182 | 11.182 | 11.182 |
| Nusa Tenggara Timur | 20.542 | 20.125 | 20.489 | 20.369 |
| Kalimantan Barat | 16.962 | 16.962 | 16.962 | 16.962 |
| Kalimantan Tengah | 18.750 | 21.656 | 21.656 | 21.656 |
| Kalimantan Selatan | 10.236 | 10.544 | 10.544 | 10.875 |
| Kalimantan Timur | 19.354 | 19.690 | 19.690 | 19.690 |
| Sulawesi Utara | 24.200 | 21.667 | 22.571 | 22.571 |
| Sulawesi Tengah | 16.633 | 16.983 | 17.172 | 17.172 |
| Sulawesi Selatan | 23.000 | 23.000 | 23.421 | 23.421 |
| Sulawesi Tenggara | 18.750 | 18.948 | 20.978 | 20.978 |
| Gorontalo | 13.800 | 13.800 | 13.800 | 13.800 |
| Sulawesi Barat | 15.381 | 15.452 | 15.050 | 15.050 |
| Maluku | 19.971 | 20.206 | 20.794 | 27.500 |
| Maluku Utara | 27.500 | 27.941 | 27.941 | 27.941 |
| Papua Barat | 22.714 | 25.813 | 27.786 | 25.813 |
| Papua | 24.967 | 25.800 | 25.438 | 25.706 |
| Nasional | 17.993 | 18.270 | 18.507 | 18.756 |

Tabel 3.44: Lanjutan

| Provinsi | September | Oktober | November | Desember | Rata-rata |
|--------------------------|------------------|----------------|-----------------|-----------------|------------------|
| (1) | (10) | (11) | (12) | (13) | (14) |
| Nanggroe Aceh Darussalam | 18.529 | 18.706 | 18.706 | 17.417 | 17.964 |
| Sumatera Utara | 15.300 | 15.300 | 15.300 | 15.500 | 15.398 |
| Sumatera Barat | 14.563 | 14.688 | 14.813 | 14.700 | 13.946 |
| Riau | 12.579 | 12.579 | 12.750 | 12.750 | 12.225 |
| Jambi | 17.967 | 17.967 | 17.967 | 17.967 | 16.752 |
| Sumatera Selatan | 17.417 | 16.462 | 16.462 | 16.462 | 17.742 |
| Bengkulu | 17.688 | 17.688 | 17.688 | 17.333 | 16.764 |
| Lampung | 16.654 | 16.654 | 16.808 | 16.808 | 16.372 |
| Bangka Belitung | 25.056 | 25.056 | 24.136 | 24.136 | 25.803 |
| Kepulauan Riau | 25.000 | 25.000 | 25.000 | 25.000 | 26.667 |
| Jawa Barat | 16.500 | 16.244 | 16.390 | 16.265 | 15.738 |
| Jawa Tengah | 15.369 | 15.241 | 15.367 | 15.963 | 15.135 |
| D. I. Yogyakarta | 17.375 | 17.250 | 17.250 | 17.250 | 16.335 |
| Jawa Timur | 16.240 | 16.334 | 16.243 | 16.243 | 15.959 |
| Banten | 16.929 | 17.071 | 17.286 | 17.643 | 16.972 |
| Bali | 13.857 | 13.857 | 13.857 | 13.857 | 13.836 |
| Nusa Tenggara Barat | 11.909 | 12.000 | 12.182 | 12.273 | 11.409 |
| Nusa Tenggara Timur | 20.352 | 20.693 | 20.693 | 20.488 | 20.705 |
| Kalimantan Barat | 16.846 | 16.417 | 16.417 | 16.417 | 16.901 |
| Kalimantan Tengah | 20.917 | 21.194 | 21.194 | 21.194 | 19.321 |
| Kalimantan Selatan | 10.875 | 10.733 | 10.867 | 11.583 | 10.600 |
| Kalimantan Timur | 19.690 | 19.929 | 19.976 | 20.119 | 19.537 |
| Sulawesi Utara | 22.571 | 20.875 | 20.875 | 16.667 | 22.344 |
| Sulawesi Tengah | 17.172 | 17.100 | 17.100 | 17.100 | 16.655 |
| Sulawesi Selatan | 23.421 | 23.421 | 23.600 | 23.567 | 23.238 |
| Sulawesi Tenggara | 21.563 | 21.400 | 21.500 | 22.605 | 20.302 |
| Gorontalo | 13.800 | 13.800 | 21.867 | 21.867 | 15.144 |
| Sulawesi Barat | 15.632 | 16.184 | 16.184 | 16.184 | 15.410 |
| Maluku | 27.500 | 27.500 | 28.125 | 28.125 | 22.978 |
| Maluku Utara | 27.941 | 27.941 | 27.941 | 28.036 | 27.238 |
| Papua Barat | 26.438 | 25.813 | 26.188 | 26.188 | 25.047 |
| Papua | 25.667 | 25.944 | 25.533 | 25.250 | 24.993 |
| Nasional | 18.729 | 18.657 | 18.946 | 18.842 | 18.295 |

Tabel 3.45
Harga Konsumen Pedesaan Kelompok Perumahan, 2008
Pisau (Rp/Buah)

| Provinsi | Januari | Februari | Maret | April |
|--------------------------|--------------|--------------|--------------|--------------|
| (1) | (2) | (3) | (4) | (5) |
| Nanggroe Aceh Darussalam | 12.200 | 12.269 | 11.433 | 11.433 |
| Sumatera Utara | 9.250 | 9.556 | 10.438 | 10.438 |
| Sumatera Barat | 8.538 | 8.643 | 8.765 | 8.781 |
| Riau | 10.875 | 10.667 | 11.000 | 11.400 |
| Jambi | 11.000 | 10.563 | 10.563 | 10.167 |
| Sumatera Selatan | 10.800 | 8.367 | 8.450 | 8.450 |
| Bengkulu | 6.500 | 7.200 | 7.200 | 7.200 |
| Lampung | 6.850 | 6.850 | 6.900 | 6.900 |
| Bangka Belitung | 12.318 | 12.318 | 12.318 | 12.318 |
| Kepulauan Riau | 8.600 | 8.600 | 8.600 | 8.600 |
| Jawa Barat | 5.500 | 5.425 | 5.310 | 5.761 |
| Jawa Tengah | 4.047 | 3.697 | 3.728 | 3.741 |
| D. I. Yogyakarta | 3.125 | 3.125 | 3.125 | 3.125 |
| Jawa Timur | 3.594 | 3.646 | 3.533 | 3.629 |
| Banten | 8.250 | 7.583 | 7.583 | 8.875 |
| Bali | 8.000 | 8.000 | 8.143 | 8.143 |
| Nusa Tenggara Barat | 3.750 | 3.750 | 3.750 | 4.700 |
| Nusa Tenggara Timur | 7.591 | 8.639 | 8.375 | 8.350 |
| Kalimantan Barat | 7.063 | 8.071 | 7.000 | 7.000 |
| Kalimantan Tengah | 7.500 | 6.333 | 6.333 | 6.625 |
| Kalimantan Selatan | 3.000 | 3.000 | 3.375 | 3.700 |
| Kalimantan Timur | 5.313 | 7.125 | 7.353 | 7.500 |
| Sulawesi Utara | 10.667 | 8.400 | 8.500 | 8.500 |
| Sulawesi Tengah | 7.273 | 6.867 | 6.833 | 6.763 |
| Sulawesi Selatan | 8.912 | 8.912 | 8.912 | 8.912 |
| Sulawesi Tenggara | 5.816 | 5.000 | 4.808 | 5.190 |
| Gorontalo | 4.000 | 5.500 | 5.500 | 5.000 |
| Sulawesi Barat | 9.250 | 9.250 | 9.250 | 9.250 |
| Maluku | 10.423 | 10.969 | 11.000 | 11.000 |
| Maluku Utara | 8.615 | 8.615 | 12.176 | 12.176 |
| Papua Barat | 8.333 | 9.500 | 9.500 | 11.333 |
| Papua | 8.375 | 8.375 | 8.375 | 9.200 |
| Nasional | 7.666 | 7.650 | 7.754 | 7.943 |

Tabel 3.45: Lanjutan

| Provinsi | Mei | Juni | Juli | Agustus |
|--------------------------|--------------|--------------|--------------|--------------|
| (1) | (6) | (7) | (8) | (9) |
| Nanggroe Aceh Darussalam | 11.433 | 11.433 | 11.433 | 11.433 |
| Sumatera Utara | 10.438 | 11.313 | 11.313 | 11.313 |
| Sumatera Barat | 8.676 | 8.874 | 8.941 | 8.941 |
| Riau | 11.400 | 11.450 | 11.750 | 11.364 |
| Jambi | 10.167 | 10.167 | 10.167 | 10.167 |
| Sumatera Selatan | 8.450 | 12.300 | 11.570 | 11.370 |
| Bengkulu | 7.200 | 7.600 | 7.600 | 8.100 |
| Lampung | 6.900 | 6.900 | 6.900 | 6.900 |
| Bangka Belitung | 12.318 | 12.318 | 12.318 | 12.318 |
| Kepulauan Riau | 8.600 | 9.000 | 9.000 | 9.000 |
| Jawa Barat | 6.040 | 6.320 | 5.409 | 5.523 |
| Jawa Tengah | 3.800 | 4.018 | 4.115 | 4.134 |
| D. I. Yogyakarta | 3.125 | 3.125 | 3.125 | 3.125 |
| Jawa Timur | 3.606 | 3.788 | 3.833 | 3.906 |
| Banten | 8.875 | 8.875 | 8.917 | 8.917 |
| Bali | 8.143 | 8.143 | 8.143 | 8.143 |
| Nusa Tenggara Barat | 4.700 | 4.833 | 4.833 | 4.833 |
| Nusa Tenggara Timur | 8.325 | 8.350 | 7.912 | 7.912 |
| Kalimantan Barat | 7.000 | 7.000 | 7.000 | 7.000 |
| Kalimantan Tengah | 6.625 | 6.167 | 6.167 | 6.167 |
| Kalimantan Selatan | 3.500 | 3.583 | 3.583 | 3.583 |
| Kalimantan Timur | 9.524 | 9.816 | 9.816 | 9.816 |
| Sulawesi Utara | 8.500 | 8.333 | 8.143 | 8.143 |
| Sulawesi Tengah | 6.921 | 6.789 | 6.700 | 6.850 |
| Sulawesi Selatan | 8.912 | 8.912 | 8.912 | 8.912 |
| Sulawesi Tenggara | 4.690 | 4.947 | 5.375 | 5.500 |
| Gorontalo | 5.000 | 5.000 | 5.000 | 5.000 |
| Sulawesi Barat | 9.250 | 9.250 | 9.250 | 9.250 |
| Maluku | 10.647 | 11.088 | 11.294 | 10.833 |
| Maluku Utara | 13.885 | 13.885 | 13.885 | 13.885 |
| Papua Barat | 11.333 | 11.857 | 12.000 | 12.429 |
| Papua | 9.818 | 9.818 | 10.071 | 10.071 |
| Nasional | 8.056 | 8.289 | 8.265 | 8.276 |

Tabel 3.45: Lanjutan

| Provinsi | September | Oktober | November | Desember | Rata-rata |
|--------------------------|------------------|----------------|-----------------|-----------------|------------------|
| (1) | (10) | (11) | (12) | (13) | (14) |
| Nanggroe Aceh Darussalam | 11.433 | 11.633 | 11.633 | 11.875 | 11.637 |
| Sumatera Utara | 10.150 | 10.450 | 10.650 | 10.750 | 10.505 |
| Sumatera Barat | 8.824 | 9.176 | 9.294 | 8.607 | 8.838 |
| Riau | 13.429 | 13.429 | 11.182 | 11.182 | 11.594 |
| Jambi | 10.167 | 10.167 | 10.167 | 10.813 | 10.356 |
| Sumatera Selatan | 11.131 | 11.285 | 11.285 | 11.285 | 10.395 |
| Bengkulu | 8.100 | 8.100 | 8.100 | 9.375 | 7.690 |
| Lampung | 6.900 | 6.900 | 6.900 | 6.900 | 6.892 |
| Bangka Belitung | 12.318 | 12.318 | 12.318 | 12.318 | 12.318 |
| Kepulauan Riau | 9.000 | 9.000 | 8.571 | 8.786 | 8.780 |
| Jawa Barat | 5.632 | 5.658 | 5.667 | 5.853 | 5.675 |
| Jawa Tengah | 4.018 | 4.268 | 4.086 | 4.073 | 3.977 |
| D. I. Yogyakarta | 3.125 | 3.125 | 3.125 | 3.125 | 3.125 |
| Jawa Timur | 3.906 | 3.906 | 3.922 | 3.922 | 3.766 |
| Banten | 8.917 | 9.333 | 9.667 | 9.917 | 8.809 |
| Bali | 8.143 | 8.143 | 8.143 | 8.143 | 8.119 |
| Nusa Tenggara Barat | 5.000 | 5.167 | 5.167 | 5.167 | 4.638 |
| Nusa Tenggara Timur | 7.639 | 7.941 | 7.941 | 8.088 | 8.089 |
| Kalimantan Barat | 7.000 | 7.208 | 7.625 | 7.542 | 7.209 |
| Kalimantan Tengah | 7.833 | 7.833 | 7.833 | 7.833 | 6.938 |
| Kalimantan Selatan | 3.786 | 4.000 | 4.000 | 4.143 | 3.604 |
| Kalimantan Timur | 9.816 | 9.816 | 9.816 | 9.921 | 8.803 |
| Sulawesi Utara | 8.143 | 8.000 | 8.000 | 8.125 | 8.454 |
| Sulawesi Tengah | 6.875 | 6.875 | 7.026 | 7.079 | 6.904 |
| Sulawesi Selatan | 9.029 | 9.029 | 9.029 | 9.029 | 8.951 |
| Sulawesi Tenggara | 5.500 | 5.353 | 5.471 | 5.625 | 5.273 |
| Gorontalo | 5.000 | 5.000 | 5.800 | 5.800 | 5.133 |
| Sulawesi Barat | 9.250 | 9.250 | 9.250 | 9.250 | 9.250 |
| Maluku | 10.833 | 10.778 | 10.833 | 11.944 | 10.970 |
| Maluku Utara | 13.885 | 13.885 | 13.885 | 9.550 | 12.361 |
| Papua Barat | 12.643 | 12.643 | 12.643 | 12.643 | 11.405 |
| Papua | 10.071 | 10.071 | 10.071 | 10.071 | 9.532 |
| Nasional | 8.359 | 8.429 | 8.409 | 8.398 | 8.125 |

Tabel 3.46
Harga Konsumen Pedesaan Kelompok Perumahan, 2008
Sapu Ijuk (Rp/Buah)

| Provinsi | Januari | Februari | Maret | April |
|--------------------------|---------------|---------------|---------------|---------------|
| (1) | (2) | (3) | (4) | (5) |
| Nanggroe Aceh Darussalam | 12.750 | 12.667 | 12.900 | 12.900 |
| Sumatera Utara | 9.125 | 10.000 | 9.556 | 9.611 |
| Sumatera Barat | 13.063 | 12.111 | 12.857 | 12.857 |
| Riau | 13.833 | 13.833 | 13.615 | 13.615 |
| Jambi | 14.778 | 14.125 | 14.125 | 14.188 |
| Sumatera Selatan | 15.071 | 15.417 | 14.313 | 14.313 |
| Bengkulu | 10.714 | 10.714 | 10.714 | 10.714 |
| Lampung | 8.500 | 9.500 | 8.611 | 8.611 |
| Bangka Belitung | 15.500 | 15.500 | 15.500 | 15.500 |
| Kepulauan Riau | 15.000 | 15.000 | 15.500 | 15.500 |
| Jawa Barat | 6.630 | 6.792 | 6.771 | 6.769 |
| Jawa Tengah | 4.970 | 4.961 | 5.402 | 5.524 |
| D. I. Yogyakarta | 4.013 | 3.910 | 3.910 | 4.258 |
| Jawa Timur | 7.533 | 7.908 | 7.767 | 7.962 |
| Banten | 5.500 | 5.875 | 6.100 | 6.536 |
| Bali | 6.000 | 8.923 | 9.000 | 9.000 |
| Nusa Tenggara Barat | 13.200 | 13.200 | 13.250 | 13.250 |
| Nusa Tenggara Timur | 15.667 | 17.417 | 17.119 | 17.725 |
| Kalimantan Barat | 10.850 | 11.111 | 11.750 | 11.750 |
| Kalimantan Tengah | 7.667 | 7.667 | 7.667 | 7.625 |
| Kalimantan Selatan | 10.500 | 12.000 | 10.300 | 9.909 |
| Kalimantan Timur | 12.333 | 12.950 | 12.679 | 12.346 |
| Sulawesi Utara | 16.571 | 16.571 | 16.571 | 16.429 |
| Sulawesi Tengah | 7.636 | 8.231 | 8.571 | 10.889 |
| Sulawesi Selatan | 14.214 | 14.450 | 14.192 | 14.143 |
| Sulawesi Tenggara | 9.452 | 9.321 | 8.759 | 9.063 |
| Gorontalo | 9.000 | 9.000 | 9.100 | 9.100 |
| Sulawesi Barat | 14.000 | 12.333 | 12.067 | 11.907 |
| Maluku | 16.143 | 15.531 | 15.688 | 15.688 |
| Maluku Utara | 13.300 | 13.300 | 14.909 | 14.909 |
| Papua Barat | 21.875 | 20.000 | 20.000 | 19.167 |
| Papua | 25.000 | 16.667 | 17.286 | 16.000 |
| Nasional | 11.887 | 11.781 | 11.767 | 11.805 |

Tabel 3.46: Lanjutan

| Provinsi | Mei | Juni | Juli | Agustus |
|--------------------------|---------------|---------------|---------------|---------------|
| (1) | (6) | (7) | (8) | (9) |
| Nanggroe Aceh Darussalam | 12.900 | 12.950 | 12.950 | 13.850 |
| Sumatera Utara | 9.611 | 9.611 | 9.778 | 9.778 |
| Sumatera Barat | 12.857 | 12.857 | 12.857 | 13.286 |
| Riau | 13.846 | 14.000 | 15.577 | 15.846 |
| Jambi | 15.438 | 15.438 | 15.429 | 15.750 |
| Sumatera Selatan | 14.313 | 13.500 | 12.550 | 12.773 |
| Bengkulu | 11.000 | 11.000 | 11.286 | 11.643 |
| Lampung | 8.611 | 8.944 | 9.500 | 9.333 |
| Bangka Belitung | 15.500 | 15.500 | 15.500 | 15.500 |
| Kepulauan Riau | 15.500 | 15.500 | 15.500 | 15.500 |
| Jawa Barat | 7.179 | 7.463 | 7.462 | 7.520 |
| Jawa Tengah | 5.220 | 5.326 | 5.300 | 5.298 |
| D. I. Yogyakarta | 4.342 | 4.508 | 4.675 | 4.700 |
| Jawa Timur | 7.912 | 8.082 | 8.306 | 8.396 |
| Banten | 6.536 | 6.269 | 6.462 | 6.462 |
| Bali | 9.000 | 9.179 | 9.179 | 9.179 |
| Nusa Tenggara Barat | 13.250 | 13.250 | 13.250 | 13.250 |
| Nusa Tenggara Timur | 17.119 | 17.119 | 15.806 | 14.694 |
| Kalimantan Barat | 11.750 | 11.750 | 11.917 | 11.917 |
| Kalimantan Tengah | 7.625 | 9.750 | 10.500 | 10.571 |
| Kalimantan Selatan | 8.929 | 9.115 | 9.115 | 9.115 |
| Kalimantan Timur | 12.679 | 13.286 | 13.321 | 13.321 |
| Sulawesi Utara | 16.429 | 14.813 | 13.722 | 13.722 |
| Sulawesi Tengah | 10.763 | 10.789 | 10.789 | 10.789 |
| Sulawesi Selatan | 14.200 | 14.200 | 14.250 | 14.063 |
| Sulawesi Tenggara | 9.320 | 9.591 | 10.389 | 10.444 |
| Gorontalo | 9.100 | 9.100 | 9.100 | 9.100 |
| Sulawesi Barat | 12.231 | 12.786 | 13.500 | 13.500 |
| Maluku | 16.281 | 17.031 | 17.188 | 16.786 |
| Maluku Utara | 15.700 | 16.450 | 16.450 | 16.450 |
| Papua Barat | 18.750 | 19.063 | 20.000 | 19.063 |
| Papua | 14.667 | 15.889 | 14.636 | 15.091 |
| Nasional | 11.830 | 12.003 | 12.070 | 12.084 |

Tabel 3.46: Lanjutan

| Provinsi | September | Oktober | November | Desember | Rata-rata |
|--------------------------|------------------|----------------|-----------------|-----------------|------------------|
| (1) | (10) | (11) | (12) | (13) | (14) |
| Nanggroe Aceh Darussalam | 13.850 | 14.250 | 14.250 | 12.583 | 13.233 |
| Sumatera Utara | 9.778 | 9.900 | 9.800 | 10.000 | 9.712 |
| Sumatera Barat | 13.286 | 14.143 | 14.143 | 11.333 | 12.971 |
| Riau | 16.000 | 16.000 | 17.682 | 17.682 | 15.128 |
| Jambi | 16.250 | 16.250 | 16.250 | 16.250 | 15.356 |
| Sumatera Selatan | 11.958 | 11.682 | 11.773 | 11.773 | 13.286 |
| Bengkulu | 11.643 | 11.643 | 11.643 | 16.125 | 11.570 |
| Lampung | 9.333 | 10.000 | 10.056 | 10.056 | 9.255 |
| Bangka Belitung | 15.500 | 15.500 | 13.250 | 13.417 | 15.139 |
| Kepulauan Riau | 15.500 | 15.500 | 15.500 | 15.500 | 15.417 |
| Jawa Barat | 7.550 | 7.770 | 7.770 | 8.152 | 7.319 |
| Jawa Tengah | 5.256 | 5.398 | 5.386 | 5.430 | 5.289 |
| D. I. Yogyakarta | 4.867 | 4.700 | 4.867 | 4.917 | 4.472 |
| Jawa Timur | 8.458 | 8.479 | 8.511 | 8.511 | 8.152 |
| Banten | 6.462 | 6.583 | 6.583 | 6.833 | 6.350 |
| Bali | 9.321 | 9.429 | 9.607 | 9.607 | 8.952 |
| Nusa Tenggara Barat | 13.250 | 13.250 | 13.250 | 13.250 | 13.242 |
| Nusa Tenggara Timur | 16.083 | 16.735 | 16.735 | 17.029 | 16.604 |
| Kalimantan Barat | 11.917 | 11.636 | 11.636 | 11.636 | 11.635 |
| Kalimantan Tengah | 9.833 | 10.571 | 10.571 | 10.571 | 9.218 |
| Kalimantan Selatan | 9.536 | 8.800 | 8.800 | 9.458 | 9.631 |
| Kalimantan Timur | 13.321 | 13.321 | 13.321 | 13.321 | 13.017 |
| Sulawesi Utara | 13.889 | 13.722 | 13.722 | 16.300 | 15.205 |
| Sulawesi Tengah | 10.789 | 11.825 | 12.316 | 12.316 | 10.475 |
| Sulawesi Selatan | 14.094 | 14.094 | 13.550 | 12.708 | 14.013 |
| Sulawesi Tenggara | 10.444 | 10.167 | 10.444 | 10.571 | 9.831 |
| Gorontalo | 9.100 | 9.100 | 9.100 | 9.100 | 9.083 |
| Sulawesi Barat | 13.688 | 14.313 | 14.600 | 14.313 | 13.270 |
| Maluku | 17.188 | 17.813 | 17.813 | 17.813 | 16.747 |
| Maluku Utara | 16.450 | 16.450 | 16.450 | 16.450 | 15.606 |
| Papua Barat | 19.375 | 19.375 | 19.375 | 19.375 | 19.618 |
| Papua | 14.600 | 14.600 | 14.700 | 15.250 | 16.199 |
| Nasional | 12.143 | 12.281 | 12.295 | 12.426 | 12.031 |

Tabel 3.47
Harga Konsumen Pedesaan Kelompok Perumahan, 2008
Kompur (Rp/Buah= 16 sumbu)

| Provinsi | Januari | Februari | Maret | April |
|--------------------------|----------------|----------------|----------------|----------------|
| (1) | (2) | (3) | (4) | (5) |
| Nanggroe Aceh Darussalam | 113.714 | 111.375 | 112.000 | 111.063 |
| Sumatera Utara | 103.571 | 107.800 | 111.000 | 112.500 |
| Sumatera Barat | 117.857 | 123.000 | 119.500 | 120.750 |
| Riau | 119.375 | 129.444 | 129.444 | 128.500 |
| Jambi | 93.000 | 97.909 | 102.462 | 102.462 |
| Sumatera Selatan | 101.111 | 98.500 | 103.182 | 103.182 |
| Bengkulu | 157.500 | 136.000 | 135.833 | 137.500 |
| Lampung | 101.000 | 93.750 | 91.071 | 90.357 |
| Bangka Belitung | 135.000 | 135.000 | 135.000 | 139.000 |
| Kepulauan Riau | 129.600 | 129.600 | 129.600 | 130.000 |
| Jawa Barat | 94.932 | 97.330 | 98.245 | 101.010 |
| Jawa Tengah | 100.464 | 96.778 | 99.083 | 102.466 |
| D. I. Yogyakarta | 76.857 | 81.389 | 84.167 | 84.722 |
| Jawa Timur | 92.186 | 95.776 | 94.439 | 94.140 |
| Banten | 108.636 | 121.000 | 121.000 | 127.467 |
| Bali | 96.000 | 110.909 | 112.083 | 112.500 |
| Nusa Tenggara Barat | 87.500 | 96.667 | 99.375 | 95.500 |
| Nusa Tenggara Timur | 130.588 | 130.588 | 130.588 | 131.765 |
| Kalimantan Barat | 124.188 | 123.467 | 124.680 | 125.800 |
| Kalimantan Tengah | 131.000 | 147.143 | 146.111 | 146.500 |
| Kalimantan Selatan | 105.000 | 105.000 | 119.500 | 124.625 |
| Kalimantan Timur | 183.000 | 165.250 | 147.000 | 150.636 |
| Sulawesi Utara | 123.188 | 121.550 | 121.550 | 121.550 |
| Sulawesi Tengah | 138.353 | 134.850 | 131.667 | 133.200 |
| Sulawesi Selatan | 115.714 | 122.778 | 126.500 | 126.500 |
| Sulawesi Tenggara | 123.472 | 122.229 | 126.700 | 123.523 |
| Gorontalo | 114.375 | 116.500 | 118.750 | 123.929 |
| Sulawesi Barat | 138.750 | 140.000 | 130.000 | 119.375 |
| Maluku | 157.472 | 156.725 | 146.750 | 146.579 |
| Maluku Utara | 160.417 | 160.417 | 161.667 | 155.357 |
| Papua Barat | 183.333 | 180.000 | 180.000 | 168.333 |
| Papua | 200.000 | 153.000 | 153.500 | 157.000 |
| Nasional | 123.661 | 123.179 | 123.201 | 123.368 |

Tabel 3.47: Lanjutan

| Provinsi | Mei | Juni | Juli | Agustus |
|--------------------------|----------------|----------------|----------------|----------------|
| (1) | (6) | (7) | (8) | (9) |
| Nanggroe Aceh Darussalam | 111.688 | 115.133 | 119.250 | 121.125 |
| Sumatera Utara | 113.000 | 116.000 | 116.500 | 117.500 |
| Sumatera Barat | 122.625 | 125.750 | 125.750 | 125.438 |
| Riau | 128.500 | 131.000 | 133.000 | 145.182 |
| Jambi | 104.000 | 108.231 | 112.077 | 120.769 |
| Sumatera Selatan | 103.182 | 110.000 | 112.917 | 113.333 |
| Bengkulu | 145.833 | 145.833 | 145.833 | 148.333 |
| Lampung | 90.000 | 91.786 | 92.500 | 95.357 |
| Bangka Belitung | 131.429 | 128.571 | 126.250 | 126.250 |
| Kepulauan Riau | 130.000 | 133.000 | 135.000 | 135.000 |
| Jawa Barat | 99.990 | 101.340 | 102.365 | 102.438 |
| Jawa Tengah | 103.459 | 103.675 | 104.427 | 107.167 |
| D. I. Yogyakarta | 84.722 | 85.000 | 86.667 | 84.000 |
| Jawa Timur | 94.959 | 97.033 | 98.221 | 99.358 |
| Banten | 127.000 | 127.000 | 127.000 | 127.000 |
| Bali | 115.417 | 117.333 | 117.333 | 117.333 |
| Nusa Tenggara Barat | 100.455 | 103.818 | 103.818 | 104.727 |
| Nusa Tenggara Timur | 133.611 | 140.588 | 139.133 | 143.833 |
| Kalimantan Barat | 126.400 | 126.400 | 127.080 | 127.800 |
| Kalimantan Tengah | 147.000 | 146.818 | 145.769 | 143.462 |
| Kalimantan Selatan | 126.833 | 127.077 | 127.286 | 127.286 |
| Kalimantan Timur | 152.818 | 158.182 | 159.545 | 159.545 |
| Sulawesi Utara | 121.550 | 126.545 | 127.667 | 128.083 |
| Sulawesi Tengah | 133.125 | 137.826 | 139.348 | 139.348 |
| Sulawesi Selatan | 129.167 | 129.167 | 131.154 | 131.923 |
| Sulawesi Tenggara | 125.500 | 126.286 | 135.667 | 135.667 |
| Gorontalo | 132.143 | 131.250 | 131.750 | 131.750 |
| Sulawesi Barat | 119.412 | 122.188 | 125.333 | 134.643 |
| Maluku | 148.158 | 148.684 | 152.895 | 183.889 |
| Maluku Utara | 158.333 | 160.000 | 160.000 | 160.000 |
| Papua Barat | 167.500 | 172.857 | 175.833 | 179.375 |
| Papua | 157.778 | 165.455 | 172.692 | 174.583 |
| Nasional | 124.550 | 126.870 | 128.439 | 130.984 |

Tabel 3.47: Lanjutan

| Provinsi | September | Oktober | November | Desember | Rata-rata |
|--------------------------|------------------|----------------|-----------------|-----------------|------------------|
| (1) | (10) | (11) | (12) | (13) | (14) |
| Nanggroe Aceh Darussalam | 120.813 | 121.438 | 121.438 | 121.769 | 116.734 |
| Sumatera Utara | 122.000 | 131.818 | 132.273 | 135.182 | 118.262 |
| Sumatera Barat | 126.688 | 130.438 | 130.438 | 130.923 | 124.930 |
| Riau | 139.615 | 144.231 | 153.000 | 155.000 | 136.358 |
| Jambi | 117.500 | 118.333 | 121.538 | 118.750 | 109.753 |
| Sumatera Selatan | 103.077 | 103.077 | 105.000 | 105.000 | 105.130 |
| Bengkulu | 148.333 | 148.333 | 148.333 | 135.000 | 144.389 |
| Lampung | 98.214 | 102.500 | 102.500 | 101.250 | 95.857 |
| Bangka Belitung | 126.667 | 125.000 | 105.000 | 105.000 | 126.514 |
| Kepulauan Riau | 139.000 | 139.000 | 140.000 | 140.000 | 134.150 |
| Jawa Barat | 103.333 | 102.895 | 103.705 | 104.128 | 100.976 |
| Jawa Tengah | 108.463 | 112.815 | 112.195 | 113.013 | 105.334 |
| D. I. Yogyakarta | 84.000 | 88.889 | 88.889 | 88.889 | 84.849 |
| Jawa Timur | 102.600 | 102.683 | 102.881 | 102.881 | 98.096 |
| Banten | 130.750 | 130.750 | 128.250 | 130.438 | 125.524 |
| Bali | 119.000 | 124.833 | 126.500 | 129.833 | 116.590 |
| Nusa Tenggara Barat | 98.167 | 98.167 | 98.167 | 100.667 | 98.919 |
| Nusa Tenggara Timur | 143.393 | 143.750 | 143.846 | 139.167 | 137.571 |
| Kalimantan Barat | 128.600 | 125.625 | 127.083 | 128.750 | 126.323 |
| Kalimantan Tengah | 135.357 | 142.333 | 142.000 | 142.333 | 142.986 |
| Kalimantan Selatan | 128.800 | 128.133 | 133.231 | 133.364 | 123.845 |
| Kalimantan Timur | 159.545 | 159.545 | 159.636 | 159.182 | 159.491 |
| Sulawesi Utara | 128.083 | 128.083 | 128.083 | 136.500 | 126.036 |
| Sulawesi Tengah | 139.565 | 139.565 | 140.208 | 141.042 | 137.341 |
| Sulawesi Selatan | 131.923 | 131.923 | 131.667 | 131.667 | 128.340 |
| Sulawesi Tenggara | 135.667 | 135.667 | 135.944 | 143.357 | 130.807 |
| Gorontalo | 133.100 | 137.385 | 142.545 | 142.545 | 129.668 |
| Sulawesi Barat | 132.667 | 137.143 | 135.357 | 135.357 | 130.852 |
| Maluku | 183.889 | 180.556 | 187.778 | 187.778 | 165.096 |
| Maluku Utara | 160.000 | 160.000 | 160.000 | 159.500 | 159.641 |
| Papua Barat | 183.125 | 183.125 | 183.125 | 184.375 | 178.415 |
| Papua | 174.583 | 174.583 | 175.000 | 171.111 | 169.107 |
| Nasional | 130.829 | 132.269 | 132.675 | 132.930 | 127.746 |

Tabel 3.48
Harga Konsumen Pedesaan Kelompok Perumahan, 2008
Setrika Listrik (Rp/Buah)

| Provinsi | Januari | Februari | Maret | April |
|--------------------------|---------------|---------------|----------------|----------------|
| (1) | (2) | (3) | (4) | (5) |
| Nanggroe Aceh Darussalam | 115.000 | 135.556 | 145.556 | 103.333 |
| Sumatera Utara | 110.462 | 98.438 | 102.000 | 99.071 |
| Sumatera Barat | 92.222 | 92.222 | 111.250 | 116.154 |
| Riau | 113.000 | 114.500 | 112.273 | 108.182 |
| Jambi | 75.667 | 76.000 | 89.400 | 89.400 |
| Sumatera Selatan | 84.333 | 87.667 | 92.286 | 91.200 |
| Bengkulu | 62.500 | 90.000 | 89.643 | 92.857 |
| Lampung | 81.875 | 88.125 | 95.000 | 87.778 |
| Bangka Belitung | 118.571 | 118.571 | 118.571 | 118.571 |
| Kepulauan Riau | 78.750 | 78.571 | 78.571 | 90.625 |
| Jawa Barat | 75.857 | 76.587 | 74.818 | 76.790 |
| Jawa Tengah | 72.000 | 74.256 | 74.222 | 73.702 |
| D. I. Yogyakarta | 61.220 | 76.586 | 75.157 | 75.157 |
| Jawa Timur | 73.744 | 75.385 | 76.700 | 75.887 |
| Banten | 80.625 | 81.250 | 81.875 | 98.182 |
| Bali | 84.800 | 84.077 | 82.500 | 82.500 |
| Nusa Tenggara Barat | 143.571 | 128.250 | 128.750 | 130.682 |
| Nusa Tenggara Timur | 143.750 | 154.286 | 140.625 | 140.625 |
| Kalimantan Barat | 106.364 | 108.500 | 116.929 | 117.643 |
| Kalimantan Tengah | 98.000 | 98.800 | 106.429 | 106.429 |
| Kalimantan Selatan | 74.500 | 74.500 | 72.500 | 72.500 |
| Kalimantan Timur | 113.875 | 111.222 | 112.100 | 113.600 |
| Sulawesi Utara | 114.000 | 114.000 | 114.500 | 114.500 |
| Sulawesi Tengah | 114.000 | 106.667 | 104.000 | 105.000 |
| Sulawesi Selatan | 62.000 | 62.857 | 75.556 | 75.556 |
| Sulawesi Tenggara | 92.500 | 96.765 | 95.278 | 96.000 |
| Gorontalo | 80.833 | 77.100 | 81.100 | 80.000 |
| Sulawesi Barat | 84.167 | 95.000 | 96.429 | 93.125 |
| Maluku | 109.167 | 106.944 | 111.250 | 120.714 |
| Maluku Utara | 117.857 | 117.857 | 118.500 | 121.364 |
| Papua Barat | 131.667 | 126.250 | 126.250 | 121.000 |
| Papua | 139.667 | 127.214 | 136.550 | 120.500 |
| Nasional | 97.079 | 98.563 | 101.143 | 100.270 |

Tabel 3.48: Lanjutan

| Provinsi | Mei | Juni | Juli | Agustus |
|--------------------------|----------------|----------------|----------------|----------------|
| (1) | (6) | (7) | (8) | (9) |
| Nanggroe Aceh Darussalam | 103.333 | 105.000 | 107.444 | 109.111 |
| Sumatera Utara | 99.071 | 103.214 | 104.286 | 105.200 |
| Sumatera Barat | 117.857 | 118.214 | 118.214 | 120.714 |
| Riau | 120.000 | 121.182 | 123.091 | 124.000 |
| Jambi | 89.400 | 89.400 | 89.400 | 89.400 |
| Sumatera Selatan | 94.200 | 94.200 | 123.500 | 123.500 |
| Bengkulu | 92.857 | 93.571 | 94.286 | 85.000 |
| Lampung | 87.778 | 87.778 | 87.778 | 88.333 |
| Bangka Belitung | 122.222 | 125.556 | 118.636 | 117.273 |
| Kepulauan Riau | 89.444 | 93.333 | 94.444 | 94.444 |
| Jawa Barat | 77.644 | 79.662 | 82.729 | 82.900 |
| Jawa Tengah | 74.128 | 77.125 | 77.766 | 89.020 |
| D. I. Yogyakarta | 74.513 | 75.138 | 75.138 | 75.188 |
| Jawa Timur | 75.882 | 77.127 | 78.482 | 77.620 |
| Banten | 100.000 | 101.000 | 101.000 | 103.300 |
| Bali | 82.857 | 84.607 | 84.607 | 84.964 |
| Nusa Tenggara Barat | 122.292 | 119.773 | 122.727 | 125.909 |
| Nusa Tenggara Timur | 133.333 | 134.444 | 159.286 | 148.750 |
| Kalimantan Barat | 118.714 | 119.429 | 120.143 | 120.500 |
| Kalimantan Tengah | 106.429 | 106.000 | 89.444 | 92.000 |
| Kalimantan Selatan | 77.500 | 78.250 | 77.045 | 77.045 |
| Kalimantan Timur | 114.100 | 119.667 | 119.667 | 119.667 |
| Sulawesi Utara | 117.000 | 129.286 | 122.500 | 123.125 |
| Sulawesi Tengah | 105.000 | 105.667 | 105.667 | 105.333 |
| Sulawesi Selatan | 75.556 | 75.556 | 73.000 | 74.500 |
| Sulawesi Tenggara | 100.769 | 101.923 | 104.091 | 104.091 |
| Gorontalo | 80.000 | 81.429 | 79.375 | 79.375 |
| Sulawesi Barat | 87.143 | 87.857 | 85.625 | 85.625 |
| Maluku | 121.429 | 117.500 | 117.500 | 142.500 |
| Maluku Utara | 119.167 | 122.083 | 122.083 | 122.083 |
| Papua Barat | 122.500 | 122.143 | 129.167 | 131.429 |
| Papua | 118.636 | 119.545 | 123.333 | 111.818 |
| Nasional | 100.649 | 102.083 | 103.483 | 104.179 |

Tabel 3.48: Lanjutan

| Provinsi | September | Oktober | November | Desember | Rata-rata |
|--------------------------|------------------|----------------|-----------------|-----------------|------------------|
| (1) | (10) | (11) | (12) | (13) | (14) |
| Nanggroe Aceh Darussalam | 106.889 | 107.444 | 107.444 | 102.000 | 112.343 |
| Sumatera Utara | 106.667 | 107.000 | 108.867 | 108.933 | 104.434 |
| Sumatera Barat | 120.714 | 120.714 | 118.214 | 126.250 | 114.395 |
| Riau | 126.231 | 126.538 | 131.833 | 135.667 | 121.375 |
| Jambi | 90.600 | 90.600 | 90.600 | 90.600 | 87.539 |
| Sumatera Selatan | 125.625 | 125.625 | 125.625 | 125.625 | 107.782 |
| Bengkulu | 85.000 | 85.000 | 85.833 | 72.500 | 85.754 |
| Lampung | 90.625 | 91.667 | 92.778 | 92.778 | 89.358 |
| Bangka Belitung | 112.500 | 111.818 | 114.286 | 114.286 | 117.572 |
| Kepulauan Riau | 100.556 | 98.889 | 98.889 | 110.000 | 92.210 |
| Jawa Barat | 82.344 | 82.813 | 84.024 | 85.803 | 80.164 |
| Jawa Tengah | 79.118 | 80.066 | 79.814 | 79.814 | 77.586 |
| D. I. Yogyakarta | 75.188 | 75.813 | 75.813 | 75.813 | 74.227 |
| Jawa Timur | 79.194 | 79.259 | 80.660 | 80.660 | 77.550 |
| Banten | 102.800 | 103.600 | 104.600 | 108.100 | 97.194 |
| Bali | 88.536 | 89.464 | 92.143 | 93.929 | 86.249 |
| Nusa Tenggara Barat | 125.909 | 130.000 | 130.000 | 130.000 | 128.155 |
| Nusa Tenggara Timur | 148.750 | 147.500 | 147.500 | 158.571 | 146.452 |
| Kalimantan Barat | 120.500 | 120.857 | 121.214 | 121.214 | 117.667 |
| Kalimantan Tengah | 90.909 | 90.909 | 90.909 | 90.909 | 97.264 |
| Kalimantan Selatan | 78.125 | 79.375 | 79.375 | 73.056 | 76.148 |
| Kalimantan Timur | 124.111 | 126.333 | 126.889 | 126.889 | 119.010 |
| Sulawesi Utara | 123.125 | 123.125 | 123.125 | 94.000 | 117.690 |
| Sulawesi Tengah | 105.333 | 105.667 | 105.667 | 105.667 | 106.139 |
| Sulawesi Selatan | 74.500 | 74.500 | 78.750 | 81.250 | 73.632 |
| Sulawesi Tenggara | 107.727 | 107.273 | 107.727 | 121.250 | 102.949 |
| Gorontalo | 85.625 | 90.000 | 95.714 | 95.714 | 83.855 |
| Sulawesi Barat | 88.750 | 88.750 | 88.750 | 92.143 | 89.447 |
| Maluku | 147.500 | 147.500 | 147.500 | 147.500 | 128.084 |
| Maluku Utara | 122.083 | 122.083 | 122.083 | 117.273 | 120.376 |
| Papua Barat | 130.000 | 140.000 | 140.000 | 140.000 | 130.034 |
| Papua | 115.833 | 115.417 | 112.273 | 119.000 | 121.649 |
| Nasional | 105.043 | 105.800 | 106.528 | 106.787 | 102.634 |

Tabel 3.49
Harga Konsumen Pedesaan Kelompok Perumahan, 2008
Deterjen Bubuk (Rp/Kg)

| Provinsi | Januari | Februari | Maret | April |
|--------------------------|--------------|--------------|--------------|--------------|
| (1) | (2) | (3) | (4) | (5) |
| Nanggroe Aceh Darussalam | 4.756 | 4.859 | 5.043 | 5.235 |
| Sumatera Utara | 6.141 | 6.246 | 6.541 | 6.566 |
| Sumatera Barat | 5.924 | 5.295 | 5.186 | 5.554 |
| Riau | 4.838 | 4.751 | 4.753 | 4.753 |
| Jambi | 4.160 | 4.192 | 4.272 | 4.475 |
| Sumatera Selatan | 4.426 | 4.664 | 4.582 | 4.736 |
| Bengkulu | 4.819 | 5.077 | 5.179 | 5.438 |
| Lampung | 3.922 | 3.614 | 3.905 | 4.042 |
| Bangka Belitung | 4.787 | 4.787 | 4.787 | 4.816 |
| Kepulauan Riau | 6.229 | 6.972 | 7.029 | 7.967 |
| Jawa Barat | 3.235 | 3.359 | 3.663 | 3.742 |
| Jawa Tengah | 4.482 | 4.773 | 5.268 | 5.404 |
| D. I. Yogyakarta | 4.753 | 5.152 | 4.493 | 5.285 |
| Jawa Timur | 4.642 | 4.956 | 5.249 | 5.239 |
| Banten | 5.531 | 5.364 | 5.311 | 5.689 |
| Bali | 3.900 | 4.502 | 5.082 | 5.694 |
| Nusa Tenggara Barat | 4.878 | 5.481 | 5.556 | 5.708 |
| Nusa Tenggara Timur | 5.487 | 6.410 | 6.686 | 6.800 |
| Kalimantan Barat | 6.320 | 6.804 | 6.952 | 7.109 |
| Kalimantan Tengah | 5.842 | 6.221 | 6.716 | 6.497 |
| Kalimantan Selatan | 5.208 | 5.135 | 5.635 | 5.631 |
| Kalimantan Timur | 5.579 | 5.901 | 5.816 | 6.136 |
| Sulawesi Utara | 4.570 | 4.340 | 4.437 | 4.103 |
| Sulawesi Tengah | 5.308 | 5.150 | 5.297 | 5.314 |
| Sulawesi Selatan | 5.260 | 4.074 | 4.262 | 4.250 |
| Sulawesi Tenggara | 6.884 | 7.156 | 8.468 | 8.080 |
| Gorontalo | 5.397 | 5.604 | 5.520 | 5.743 |
| Sulawesi Barat | 4.619 | 5.563 | 5.959 | 6.409 |
| Maluku | 6.353 | 6.051 | 6.261 | 6.350 |
| Maluku Utara | 7.285 | 6.800 | 6.140 | 6.588 |
| Papua Barat | 8.836 | 8.121 | 8.121 | 8.041 |
| Papua | 7.979 | 8.740 | 8.803 | 7.509 |
| Nasional | 5.386 | 5.504 | 5.655 | 5.778 |

Tabel 3.49: Lanjutan

| Provinsi | Mei | Juni | Juli | Agustus |
|--------------------------|--------------|--------------|--------------|--------------|
| (1) | (6) | (7) | (8) | (9) |
| Nanggroe Aceh Darussalam | 5.267 | 5.293 | 5.293 | 5.230 |
| Sumatera Utara | 6.788 | 6.921 | 6.935 | 6.989 |
| Sumatera Barat | 5.753 | 5.855 | 5.896 | 5.942 |
| Riau | 5.093 | 5.144 | 5.370 | 5.416 |
| Jambi | 4.546 | 4.528 | 4.703 | 4.738 |
| Sumatera Selatan | 4.758 | 4.813 | 4.563 | 4.563 |
| Bengkulu | 5.438 | 5.392 | 5.454 | 5.549 |
| Lampung | 4.092 | 4.114 | 4.144 | 4.236 |
| Bangka Belitung | 4.829 | 4.744 | 4.974 | 5.083 |
| Kepulauan Riau | 8.180 | 8.327 | 8.327 | 7.838 |
| Jawa Barat | 3.884 | 4.125 | 4.125 | 4.100 |
| Jawa Tengah | 5.436 | 5.531 | 5.622 | 5.675 |
| D. I. Yogyakarta | 5.959 | 5.690 | 5.760 | 5.816 |
| Jawa Timur | 5.238 | 5.359 | 5.402 | 5.427 |
| Banten | 5.805 | 5.689 | 5.770 | 5.913 |
| Bali | 5.577 | 5.616 | 5.682 | 5.682 |
| Nusa Tenggara Barat | 5.703 | 6.835 | 6.849 | 6.849 |
| Nusa Tenggara Timur | 6.921 | 7.322 | 7.264 | 7.375 |
| Kalimantan Barat | 7.224 | 7.234 | 7.304 | 7.310 |
| Kalimantan Tengah | 6.497 | 6.787 | 6.752 | 6.798 |
| Kalimantan Selatan | 5.597 | 5.570 | 5.593 | 5.342 |
| Kalimantan Timur | 6.426 | 6.952 | 7.048 | 7.096 |
| Sulawesi Utara | 4.259 | 4.758 | 4.851 | 4.702 |
| Sulawesi Tengah | 5.242 | 5.559 | 5.559 | 5.597 |
| Sulawesi Selatan | 4.670 | 5.263 | 4.811 | 4.907 |
| Sulawesi Tenggara | 8.177 | 8.432 | 8.891 | 8.791 |
| Gorontalo | 6.128 | 6.242 | 6.292 | 6.431 |
| Sulawesi Barat | 5.924 | 6.325 | 6.158 | 6.364 |
| Maluku | 6.981 | 6.972 | 6.995 | 6.926 |
| Maluku Utara | 6.886 | 7.375 | 7.375 | 7.375 |
| Papua Barat | 8.100 | 8.988 | 9.594 | 9.594 |
| Papua | 7.979 | 8.126 | 8.184 | 8.087 |
| Nasional | 5.917 | 6.121 | 6.173 | 6.179 |

Tabel 3.49: Lanjutan

| Provinsi | September | Oktober | November | Desember | Rata-rata |
|--------------------------|------------------|----------------|-----------------|-----------------|------------------|
| (1) | (10) | (11) | (12) | (13) | (14) |
| Nanggroe Aceh Darussalam | 5.230 | 5.230 | 5.252 | 5.392 | 5.173 |
| Sumatera Utara | 7.023 | 6.981 | 6.868 | 6.901 | 6.742 |
| Sumatera Barat | 5.973 | 5.920 | 5.900 | 5.823 | 5.752 |
| Riau | 5.379 | 5.390 | 5.743 | 5.564 | 5.183 |
| Jambi | 5.180 | 5.263 | 5.417 | 5.235 | 4.726 |
| Sumatera Selatan | 4.473 | 4.473 | 4.433 | 4.433 | 4.576 |
| Bengkulu | 5.568 | 5.559 | 5.559 | 7.410 | 5.537 |
| Lampung | 4.264 | 4.241 | 4.356 | 4.697 | 4.136 |
| Bangka Belitung | 5.145 | 5.099 | 5.301 | 5.301 | 4.971 |
| Kepulauan Riau | 7.994 | 7.553 | 7.582 | 7.686 | 7.640 |
| Jawa Barat | 4.093 | 4.077 | 4.048 | 4.202 | 3.888 |
| Jawa Tengah | 5.758 | 5.686 | 5.673 | 5.641 | 5.412 |
| D. I. Yogyakarta | 5.542 | 5.543 | 5.308 | 5.218 | 5.377 |
| Jawa Timur | 5.414 | 5.419 | 5.502 | 5.502 | 5.279 |
| Banten | 6.009 | 5.998 | 5.938 | 6.002 | 5.752 |
| Bali | 5.789 | 5.722 | 5.763 | 5.808 | 5.401 |
| Nusa Tenggara Barat | 6.849 | 6.918 | 7.074 | 7.113 | 6.318 |
| Nusa Tenggara Timur | 6.871 | 6.911 | 6.938 | 7.073 | 6.838 |
| Kalimantan Barat | 7.314 | 6.798 | 6.923 | 7.420 | 7.059 |
| Kalimantan Tengah | 6.400 | 6.489 | 6.763 | 6.739 | 6.542 |
| Kalimantan Selatan | 5.466 | 5.513 | 5.568 | 5.378 | 5.470 |
| Kalimantan Timur | 7.279 | 7.401 | 7.387 | 7.417 | 6.703 |
| Sulawesi Utara | 4.702 | 4.568 | 4.644 | 4.635 | 4.547 |
| Sulawesi Tengah | 5.597 | 5.632 | 5.651 | 5.651 | 5.463 |
| Sulawesi Selatan | 4.926 | 4.885 | 4.984 | 5.103 | 4.783 |
| Sulawesi Tenggara | 8.586 | 8.643 | 8.764 | 8.661 | 8.294 |
| Gorontalo | 6.022 | 6.211 | 6.672 | 7.220 | 6.123 |
| Sulawesi Barat | 6.509 | 6.515 | 6.586 | 6.544 | 6.123 |
| Maluku | 6.926 | 6.809 | 7.355 | 7.355 | 6.778 |
| Maluku Utara | 7.375 | 7.375 | 7.375 | 8.438 | 7.199 |
| Papua Barat | 9.594 | 9.594 | 10.000 | 10.000 | 9.049 |
| Papua | 8.100 | 8.153 | 6.838 | 6.415 | 7.909 |
| Nasional | 6.167 | 6.143 | 6.193 | 6.312 | 5.961 |

Tabel 3.50
Harga Konsumen Pedesaan Kelompok Perumahan, 2008
Sabun Cuci Batangan (Rp/Batang)

| Provinsi | Januari | Februari | Maret | April |
|--------------------------|--------------|--------------|--------------|--------------|
| (1) | (2) | (3) | (4) | (5) |
| Nanggroe Aceh Darussalam | 1.500 | 1.492 | 1.492 | 1.550 |
| Sumatera Utara | 1.308 | 1.254 | 1.325 | 1.325 |
| Sumatera Barat | 1.579 | 1.608 | 1.671 | 1.671 |
| Riau | 2.445 | 2.445 | 2.498 | 2.450 |
| Jambi | 1.656 | 1.600 | 1.600 | 1.562 |
| Sumatera Selatan | 1.576 | 1.542 | 1.524 | 1.526 |
| Bengkulu | 1.864 | 1.850 | 1.750 | 1.820 |
| Lampung | 1.443 | 1.443 | 1.388 | 1.250 |
| Bangka Belitung | 1.500 | 1.500 | 1.500 | 1.500 |
| Kepulauan Riau | 2.500 | 2.750 | 2.900 | 2.900 |
| Jawa Barat | 1.795 | 1.886 | 1.744 | 1.803 |
| Jawa Tengah | 2.176 | 2.046 | 1.717 | 1.675 |
| D. I. Yogyakarta | 1.550 | 2.150 | 2.143 | 2.208 |
| Jawa Timur | 1.605 | 1.590 | 1.750 | 1.773 |
| Banten | 2.178 | 2.122 | 2.122 | 2.100 |
| Bali | 2.350 | 2.371 | 2.388 | 2.388 |
| Nusa Tenggara Barat | 2.500 | 2.500 | 2.500 | 2.500 |
| Nusa Tenggara Timur | 2.650 | 2.663 | 3.073 | 2.990 |
| Kalimantan Barat | 1.971 | 2.022 | 2.113 | 2.138 |
| Kalimantan Tengah | 2.500 | 2.500 | 2.470 | 2.470 |
| Kalimantan Selatan | 2.042 | 2.042 | 1.950 | 2.013 |
| Kalimantan Timur | 3.075 | 3.341 | 3.365 | 3.519 |
| Sulawesi Utara | 2.363 | 2.325 | 2.425 | 2.363 |
| Sulawesi Tengah | 2.065 | 2.024 | 1.974 | 1.997 |
| Sulawesi Selatan | 1.906 | 2.813 | 2.732 | 2.785 |
| Sulawesi Tenggara | 2.293 | 2.109 | 2.250 | 2.367 |
| Gorontalo | 2.306 | 2.281 | 2.429 | 2.250 |
| Sulawesi Barat | 2.318 | 2.224 | 2.106 | 2.189 |
| Maluku | 1.958 | 1.963 | 1.845 | 1.845 |
| Maluku Utara | 2.147 | 2.147 | 2.150 | 2.175 |
| Papua Barat | 2.350 | 2.214 | 2.214 | 2.214 |
| Papua | 3.700 | 4.000 | 3.750 | 3.267 |
| Nasional | 2.099 | 2.150 | 2.152 | 2.143 |

Tabel 3.50: Lanjutan

| Provinsi | Mei | Juni | Juli | Agustus |
|--------------------------|--------------|--------------|--------------|----------------|
| (1) | (6) | (7) | (8) | (9) |
| Nanggroe Aceh Darussalam | 1.567 | 1.450 | 1.475 | 1.492 |
| Sumatera Utara | 1.325 | 1.419 | 1.425 | 1.442 |
| Sumatera Barat | 1.619 | 1.619 | 1.619 | 1.619 |
| Riau | 2.450 | 2.460 | 2.471 | 2.495 |
| Jambi | 1.638 | 1.767 | 1.746 | 1.700 |
| Sumatera Selatan | 1.526 | 1.526 | 1.545 | 1.545 |
| Bengkulu | 1.820 | 1.975 | 1.975 | 1.975 |
| Lampung | 1.300 | 1.300 | 1.370 | 1.380 |
| Bangka Belitung | 2.096 | 2.096 | 2.096 | 2.115 |
| Kepulauan Riau | 2.900 | 2.900 | 3.000 | 3.000 |
| Jawa Barat | 1.850 | 1.902 | 2.023 | 2.039 |
| Jawa Tengah | 1.647 | 1.647 | 1.675 | 1.724 |
| D. I. Yogyakarta | 2.208 | 2.242 | 2.650 | 2.238 |
| Jawa Timur | 1.739 | 1.772 | 1.812 | 1.829 |
| Banten | 1.871 | 1.871 | 1.871 | 2.186 |
| Bali | 2.371 | 2.371 | 2.267 | 2.267 |
| Nusa Tenggara Barat | 2.500 | 2.250 | 2.250 | 2.250 |
| Nusa Tenggara Timur | 3.067 | 3.120 | 2.717 | 2.739 |
| Kalimantan Barat | 2.138 | 2.138 | 2.138 | 2.138 |
| Kalimantan Tengah | 2.470 | 2.520 | 2.578 | 2.611 |
| Kalimantan Selatan | 2.012 | 2.031 | 2.031 | 2.050 |
| Kalimantan Timur | 3.519 | 3.865 | 3.865 | 3.865 |
| Sulawesi Utara | 2.378 | 2.356 | 2.767 | 2.767 |
| Sulawesi Tengah | 2.048 | 2.098 | 2.098 | 2.148 |
| Sulawesi Selatan | 2.783 | 2.717 | 2.717 | 2.750 |
| Sulawesi Tenggara | 2.380 | 2.422 | 2.471 | 2.543 |
| Gorontalo | 2.313 | 2.313 | 2.389 | 2.563 |
| Sulawesi Barat | 2.468 | 2.443 | 2.279 | 2.279 |
| Maluku | 1.950 | 2.000 | 2.024 | 2.083 |
| Maluku Utara | 2.417 | 2.528 | 2.528 | 2.528 |
| Papua Barat | 2.214 | 2.550 | 2.429 | 2.611 |
| Papua | 3.786 | 3.786 | 4.375 | 3.933 |
| Nasional | 2.199 | 2.233 | 2.271 | 2.278 |

Tabel 3.50: Lanjutan

| Provinsi | September | Oktober | November | Desember | Rata-rata |
|--------------------------|------------------|----------------|-----------------|-----------------|------------------|
| (1) | (10) | (11) | (12) | (13) | (14) |
| Nanggroe Aceh Darussalam | 1.450 | 1.467 | 1.450 | 1.473 | 1.488 |
| Sumatera Utara | 1.425 | 1.425 | 1.417 | 1.417 | 1.376 |
| Sumatera Barat | 1.644 | 1.644 | 1.665 | 1.613 | 1.631 |
| Riau | 2.581 | 2.532 | 2.763 | 2.861 | 2.538 |
| Jambi | 1.700 | 1.700 | 1.700 | 1.691 | 1.672 |
| Sumatera Selatan | 1.545 | 1.545 | 1.545 | 1.545 | 1.541 |
| Bengkulu | 1.975 | 1.975 | 1.975 | 2.117 | 1.923 |
| Lampung | 1.380 | 1.467 | 1.380 | 1.311 | 1.368 |
| Bangka Belitung | 2.115 | 2.115 | 1.984 | 2.047 | 1.889 |
| Kepulauan Riau | 3.500 | 2.586 | 2.514 | 2.833 | 2.857 |
| Jawa Barat | 2.024 | 1.994 | 1.988 | 2.032 | 1.923 |
| Jawa Tengah | 1.713 | 1.630 | 1.602 | 1.602 | 1.738 |
| D. I. Yogyakarta | 2.238 | 2.238 | 2.238 | 2.238 | 2.195 |
| Jawa Timur | 1.871 | 1.877 | 1.877 | 1.877 | 1.781 |
| Banten | 1.900 | 1.900 | 1.971 | 1.971 | 2.005 |
| Bali | 2.267 | 2.267 | 2.267 | 2.267 | 2.320 |
| Nusa Tenggara Barat | 2.250 | 2.250 | 2.250 | 2.250 | 2.354 |
| Nusa Tenggara Timur | 2.870 | 2.870 | 2.870 | 2.881 | 2.876 |
| Kalimantan Barat | 2.138 | 2.070 | 2.070 | 2.047 | 2.094 |
| Kalimantan Tengah | 2.611 | 2.633 | 2.633 | 2.633 | 2.553 |
| Kalimantan Selatan | 1.973 | 1.838 | 1.838 | 1.825 | 1.970 |
| Kalimantan Timur | 3.904 | 3.904 | 3.942 | 3.981 | 3.679 |
| Sulawesi Utara | 2.767 | 2.841 | 2.841 | 2.625 | 2.568 |
| Sulawesi Tengah | 2.148 | 2.173 | 2.173 | 2.173 | 2.093 |
| Sulawesi Selatan | 2.750 | 2.750 | 2.875 | 2.875 | 2.704 |
| Sulawesi Tenggara | 2.543 | 2.543 | 2.543 | 2.660 | 2.427 |
| Gorontalo | 2.611 | 2.545 | 2.357 | 2.625 | 2.415 |
| Sulawesi Barat | 2.328 | 2.311 | 2.272 | 2.324 | 2.295 |
| Maluku | 2.083 | 2.045 | 2.100 | 2.100 | 2.000 |
| Maluku Utara | 2.528 | 2.528 | 2.528 | 2.531 | 2.394 |
| Papua Barat | 2.722 | 2.722 | 2.889 | 2.889 | 2.502 |
| Papua | 3.933 | 3.933 | 4.000 | 4.000 | 3.872 |
| Nasional | 2.296 | 2.260 | 2.266 | 2.291 | 2.220 |

Tabel 3.51
Harga Konsumen Pedesaan Kelompok Perumahan, 2008
Sabun Cream/Colek (Rp/Sachet= 400 gr)

| Provinsi | Januari | Februari | Maret | April |
|--------------------------|--------------|--------------|--------------|--------------|
| (1) | (2) | (3) | (4) | (5) |
| Nanggroe Aceh Darussalam | 3.332 | 3.352 | 3.338 | 3.332 |
| Sumatera Utara | 2.769 | 2.786 | 2.907 | 2.914 |
| Sumatera Barat | 2.053 | 2.074 | 2.164 | 2.161 |
| Riau | 2.368 | 2.300 | 2.425 | 2.425 |
| Jambi | 2.707 | 2.656 | 2.844 | 2.733 |
| Sumatera Selatan | 1.900 | 1.520 | 1.448 | 1.519 |
| Bengkulu | 2.086 | 2.050 | 2.121 | 2.193 |
| Lampung | 2.210 | 2.155 | 2.200 | 2.200 |
| Bangka Belitung | 2.519 | 2.519 | 2.519 | 2.519 |
| Kepulauan Riau | 3.350 | 3.286 | 3.188 | 3.111 |
| Jawa Barat | 2.544 | 2.547 | 2.330 | 2.294 |
| Jawa Tengah | 2.046 | 2.058 | 2.025 | 2.056 |
| D. I. Yogyakarta | 1.903 | 2.076 | 2.232 | 2.268 |
| Jawa Timur | 2.133 | 2.187 | 2.160 | 2.173 |
| Banten | 2.188 | 1.964 | 1.974 | 1.975 |
| Bali | 2.633 | 2.652 | 2.691 | 2.691 |
| Nusa Tenggara Barat | 3.550 | 3.368 | 3.368 | 3.377 |
| Nusa Tenggara Timur | 3.635 | 3.656 | 3.760 | 3.760 |
| Kalimantan Barat | 3.672 | 3.673 | 3.625 | 3.750 |
| Kalimantan Tengah | 2.798 | 2.798 | 2.712 | 2.737 |
| Kalimantan Selatan | 3.194 | 3.194 | 3.292 | 3.000 |
| Kalimantan Timur | 3.447 | 3.395 | 3.300 | 3.262 |
| Sulawesi Utara | 3.244 | 3.244 | 3.244 | 3.244 |
| Sulawesi Tengah | 3.212 | 3.219 | 3.339 | 3.333 |
| Sulawesi Selatan | 2.556 | 2.659 | 2.537 | 2.464 |
| Sulawesi Tenggara | 2.328 | 2.621 | 2.771 | 2.280 |
| Gorontalo | 3.155 | 3.119 | 3.238 | 3.238 |
| Sulawesi Barat | 3.400 | 3.500 | 3.565 | 2.912 |
| Maluku | 4.208 | 4.313 | 4.380 | 4.657 |
| Maluku Utara | 3.542 | 3.682 | 3.307 | 3.144 |
| Papua Barat | 4.292 | 4.318 | 4.455 | 4.455 |
| Papua | 5.750 | 6.278 | 6.042 | 5.864 |
| Nasional | 2.960 | 2.976 | 2.984 | 2.939 |

Tabel 3.51: Lanjutan

| Provinsi | Mei | Juni | Juli | Agustus |
|--------------------------|--------------|--------------|--------------|----------------|
| (1) | (6) | (7) | (8) | (9) |
| Nanggroe Aceh Darussalam | 3.288 | 3.319 | 3.377 | 3.492 |
| Sumatera Utara | 2.867 | 2.943 | 3.020 | 2.987 |
| Sumatera Barat | 2.242 | 2.242 | 2.246 | 2.279 |
| Riau | 2.425 | 2.471 | 2.519 | 2.433 |
| Jambi | 2.733 | 2.773 | 2.929 | 2.929 |
| Sumatera Selatan | 1.595 | 1.558 | 1.592 | 1.592 |
| Bengkulu | 2.193 | 2.193 | 2.207 | 2.279 |
| Lampung | 2.219 | 2.164 | 2.227 | 2.314 |
| Bangka Belitung | 2.554 | 2.554 | 2.589 | 2.571 |
| Kepulauan Riau | 3.050 | 3.150 | 3.150 | 3.150 |
| Jawa Barat | 2.351 | 2.418 | 2.393 | 2.395 |
| Jawa Tengah | 2.061 | 2.085 | 2.101 | 2.106 |
| D. I. Yogyakarta | 2.272 | 2.266 | 2.338 | 2.385 |
| Jawa Timur | 2.194 | 2.215 | 2.224 | 2.205 |
| Banten | 1.983 | 1.983 | 1.961 | 1.952 |
| Bali | 2.617 | 2.665 | 2.687 | 2.774 |
| Nusa Tenggara Barat | 3.177 | 2.222 | 2.228 | 2.228 |
| Nusa Tenggara Timur | 3.760 | 3.760 | 3.950 | 3.950 |
| Kalimantan Barat | 3.836 | 3.936 | 3.936 | 3.936 |
| Kalimantan Tengah | 2.770 | 2.930 | 3.111 | 3.159 |
| Kalimantan Selatan | 2.988 | 2.848 | 2.753 | 2.753 |
| Kalimantan Timur | 3.167 | 3.354 | 3.354 | 3.458 |
| Sulawesi Utara | 3.363 | 3.205 | 3.100 | 3.033 |
| Sulawesi Tengah | 3.387 | 3.452 | 3.468 | 3.484 |
| Sulawesi Selatan | 2.463 | 2.607 | 2.603 | 2.603 |
| Sulawesi Tenggara | 2.569 | 2.229 | 2.400 | 2.450 |
| Gorontalo | 3.238 | 3.238 | 3.190 | 3.219 |
| Sulawesi Barat | 3.088 | 3.175 | 3.095 | 3.143 |
| Maluku | 4.836 | 4.577 | 4.550 | 3.578 |
| Maluku Utara | 2.962 | 3.058 | 3.058 | 3.058 |
| Papua Barat | 4.545 | 4.909 | 5.000 | 5.182 |
| Papua | 5.708 | 5.708 | 5.740 | 5.720 |
| Nasional | 2.953 | 2.944 | 2.972 | 2.962 |

Tabel 3.51: Lanjutan

| Provinsi | September | Oktober | November | Desember | Rata-rata |
|--------------------------|------------------|----------------|-----------------|-----------------|------------------|
| (1) | (10) | (11) | (12) | (13) | (14) |
| Nanggroe Aceh Darussalam | 3.492 | 3.377 | 3.377 | 3.309 | 3.366 |
| Sumatera Utara | 2.987 | 2.987 | 3.037 | 3.047 | 2.937 |
| Sumatera Barat | 2.890 | 2.366 | 2.319 | 2.272 | 2.276 |
| Riau | 2.433 | 2.561 | 2.526 | 2.531 | 2.452 |
| Jambi | 2.833 | 2.833 | 2.833 | 2.815 | 2.802 |
| Sumatera Selatan | 1.592 | 1.600 | 1.600 | 1.592 | 1.592 |
| Bengkulu | 2.282 | 2.282 | 2.318 | 2.318 | 2.210 |
| Lampung | 2.324 | 2.340 | 2.267 | 2.267 | 2.240 |
| Bangka Belitung | 2.567 | 2.621 | 2.430 | 2.477 | 2.537 |
| Kepulauan Riau | 3.222 | 3.278 | 3.333 | 3.375 | 3.220 |
| Jawa Barat | 2.410 | 2.395 | 2.401 | 2.445 | 2.410 |
| Jawa Tengah | 2.089 | 2.087 | 2.096 | 2.096 | 2.076 |
| D. I. Yogyakarta | 2.474 | 2.422 | 2.453 | 2.453 | 2.295 |
| Jawa Timur | 2.209 | 2.209 | 2.198 | 2.198 | 2.192 |
| Banten | 1.952 | 1.952 | 1.961 | 1.965 | 1.984 |
| Bali | 2.433 | 2.752 | 2.774 | 2.787 | 2.680 |
| Nusa Tenggara Barat | 2.228 | 2.228 | 2.228 | 2.259 | 2.705 |
| Nusa Tenggara Timur | 4.000 | 4.050 | 4.083 | 4.088 | 3.871 |
| Kalimantan Barat | 3.973 | 4.200 | 4.191 | 4.145 | 3.906 |
| Kalimantan Tengah | 3.239 | 3.370 | 3.476 | 3.476 | 3.048 |
| Kalimantan Selatan | 2.740 | 2.660 | 2.672 | 2.409 | 2.875 |
| Kalimantan Timur | 3.458 | 3.458 | 3.479 | 3.479 | 3.384 |
| Sulawesi Utara | 3.033 | 3.006 | 3.006 | 2.560 | 3.107 |
| Sulawesi Tengah | 3.484 | 3.500 | 3.500 | 3.500 | 3.406 |
| Sulawesi Selatan | 2.603 | 2.603 | 2.667 | 2.583 | 2.579 |
| Sulawesi Tenggara | 2.381 | 2.381 | 2.381 | 2.267 | 2.421 |
| Gorontalo | 3.219 | 3.180 | 3.180 | 3.305 | 3.210 |
| Sulawesi Barat | 3.167 | 3.119 | 3.119 | 3.310 | 3.216 |
| Maluku | 3.578 | 3.510 | 3.510 | 3.510 | 4.101 |
| Maluku Utara | 3.058 | 3.058 | 3.058 | 3.250 | 3.186 |
| Papua Barat | 5.182 | 5.182 | 5.227 | 5.227 | 4.831 |
| Papua | 5.720 | 5.720 | 5.591 | 5.639 | 5.790 |
| Nasional | 2.977 | 2.978 | 2.978 | 2.967 | 2.966 |

Tabel 3.52
Harga Konsumen Pedesaan Kelompok Perumahan, 2008
Obat Nyamuk Bakar (Rp/Dos)

| Provinsi | Januari | Februari | Maret | April |
|--------------------------|--------------|--------------|--------------|--------------|
| (1) | (2) | (3) | (4) | (5) |
| Nanggroe Aceh Darussalam | 1.946 | 1.927 | 1.990 | 2.010 |
| Sumatera Utara | 2.169 | 2.231 | 2.294 | 2.330 |
| Sumatera Barat | 2.078 | 2.079 | 2.057 | 2.111 |
| Riau | 2.230 | 2.258 | 2.238 | 2.315 |
| Jambi | 2.307 | 2.313 | 2.278 | 2.278 |
| Sumatera Selatan | 1.930 | 1.954 | 2.019 | 2.007 |
| Bengkulu | 2.307 | 2.350 | 2.300 | 2.362 |
| Lampung | 1.978 | 1.932 | 1.941 | 1.943 |
| Bangka Belitung | 2.053 | 2.053 | 2.053 | 2.053 |
| Kepulauan Riau | 2.346 | 2.404 | 2.404 | 2.488 |
| Jawa Barat | 1.974 | 1.981 | 2.023 | 2.039 |
| Jawa Tengah | 2.033 | 2.076 | 2.094 | 2.120 |
| D. I. Yogyakarta | 1.784 | 1.816 | 1.885 | 1.912 |
| Jawa Timur | 2.044 | 2.085 | 2.096 | 2.115 |
| Banten | 2.092 | 2.036 | 2.045 | 2.091 |
| Bali | 2.450 | 2.377 | 2.397 | 2.369 |
| Nusa Tenggara Barat | 2.219 | 2.189 | 2.189 | 2.189 |
| Nusa Tenggara Timur | 3.065 | 3.105 | 3.129 | 3.169 |
| Kalimantan Barat | 2.145 | 2.157 | 2.124 | 2.142 |
| Kalimantan Tengah | 2.090 | 2.115 | 2.115 | 2.104 |
| Kalimantan Selatan | 1.762 | 1.768 | 1.807 | 1.828 |
| Kalimantan Timur | 2.629 | 2.635 | 2.800 | 2.688 |
| Sulawesi Utara | 2.122 | 2.111 | 2.194 | 2.138 |
| Sulawesi Tengah | 2.306 | 2.313 | 2.351 | 2.308 |
| Sulawesi Selatan | 2.147 | 2.171 | 2.235 | 2.224 |
| Sulawesi Tenggara | 2.401 | 2.369 | 2.380 | 2.346 |
| Gorontalo | 2.137 | 2.108 | 2.069 | 2.075 |
| Sulawesi Barat | 2.195 | 2.281 | 2.315 | 2.317 |
| Maluku | 3.375 | 3.370 | 3.435 | 3.435 |
| Maluku Utara | 2.765 | 2.765 | 2.841 | 2.841 |
| Papua Barat | 2.892 | 2.860 | 2.960 | 2.873 |
| Papua | 3.594 | 3.500 | 3.269 | 3.278 |
| Nasional | 2.299 | 2.303 | 2.323 | 2.328 |

Tabel 3.52: Lanjutan

| Provinsi | Mei | Juni | Juli | Agustus |
|--------------------------|--------------|--------------|--------------|----------------|
| (1) | (6) | (7) | (8) | (9) |
| Nanggroe Aceh Darussalam | 2.010 | 2.031 | 2.031 | 2.031 |
| Sumatera Utara | 2.342 | 2.342 | 2.370 | 2.370 |
| Sumatera Barat | 2.111 | 2.119 | 2.119 | 2.158 |
| Riau | 2.378 | 2.415 | 2.433 | 2.454 |
| Jambi | 2.278 | 2.294 | 2.294 | 2.341 |
| Sumatera Selatan | 2.004 | 2.021 | 2.050 | 2.050 |
| Bengkulu | 2.362 | 2.421 | 2.469 | 2.469 |
| Lampung | 1.943 | 1.933 | 1.950 | 2.013 |
| Bangka Belitung | 2.136 | 2.177 | 2.200 | 2.200 |
| Kepulauan Riau | 2.488 | 2.488 | 2.488 | 2.488 |
| Jawa Barat | 2.104 | 2.190 | 2.217 | 2.218 |
| Jawa Tengah | 2.148 | 2.181 | 2.207 | 2.229 |
| D. I. Yogyakarta | 1.908 | 1.929 | 1.954 | 2.008 |
| Jawa Timur | 2.131 | 2.168 | 2.178 | 2.193 |
| Banten | 2.118 | 2.158 | 2.222 | 2.232 |
| Bali | 2.400 | 2.400 | 2.416 | 2.461 |
| Nusa Tenggara Barat | 2.166 | 2.379 | 2.379 | 2.417 |
| Nusa Tenggara Timur | 3.220 | 3.220 | 3.347 | 3.298 |
| Kalimantan Barat | 2.188 | 2.215 | 2.215 | 2.215 |
| Kalimantan Tengah | 2.104 | 2.122 | 2.122 | 2.122 |
| Kalimantan Selatan | 1.823 | 1.896 | 1.971 | 1.979 |
| Kalimantan Timur | 2.700 | 2.838 | 2.838 | 2.838 |
| Sulawesi Utara | 2.185 | 2.175 | 2.187 | 2.173 |
| Sulawesi Tengah | 2.338 | 2.351 | 2.351 | 2.377 |
| Sulawesi Selatan | 2.233 | 2.233 | 2.207 | 2.217 |
| Sulawesi Tenggara | 2.393 | 2.417 | 2.457 | 2.474 |
| Gorontalo | 2.075 | 2.041 | 2.059 | 2.081 |
| Sulawesi Barat | 2.252 | 2.332 | 2.332 | 2.352 |
| Maluku | 3.583 | 3.604 | 3.604 | 4.083 |
| Maluku Utara | 2.825 | 2.825 | 2.825 | 2.825 |
| Papua Barat | 3.009 | 3.260 | 3.260 | 3.310 |
| Papua | 3.093 | 3.140 | 3.148 | 3.167 |
| Nasional | 2.345 | 2.385 | 2.403 | 2.433 |

Tabel 3.52: Lanjutan

| Provinsi | September | Oktober | November | Desember | Rata-rata |
|--------------------------|------------------|----------------|-----------------|-----------------|------------------|
| (1) | (10) | (11) | (12) | (13) | (14) |
| Nanggroe Aceh Darussalam | 2.050 | 2.050 | 2.070 | 1.989 | 2.011 |
| Sumatera Utara | 2.341 | 2.353 | 2.382 | 2.456 | 2.332 |
| Sumatera Barat | 2.208 | 2.196 | 2.204 | 2.189 | 2.136 |
| Riau | 2.498 | 2.498 | 2.510 | 2.557 | 2.399 |
| Jambi | 2.341 | 2.400 | 2.441 | 2.444 | 2.334 |
| Sumatera Selatan | 2.081 | 2.100 | 2.100 | 2.100 | 2.035 |
| Bengkulu | 2.445 | 2.457 | 2.481 | 2.481 | 2.409 |
| Lampung | 2.000 | 2.009 | 2.052 | 2.052 | 1.979 |
| Bangka Belitung | 2.185 | 2.185 | 2.210 | 2.213 | 2.143 |
| Kepulauan Riau | 2.488 | 2.423 | 2.464 | 2.542 | 2.459 |
| Jawa Barat | 2.229 | 2.261 | 2.276 | 2.314 | 2.152 |
| Jawa Tengah | 2.229 | 2.229 | 2.250 | 2.259 | 2.171 |
| D. I. Yogyakarta | 2.027 | 2.068 | 2.081 | 2.069 | 1.954 |
| Jawa Timur | 2.201 | 2.209 | 2.230 | 2.230 | 2.157 |
| Banten | 2.242 | 2.242 | 2.242 | 2.242 | 2.164 |
| Bali | 2.477 | 2.477 | 2.443 | 2.443 | 2.426 |
| Nusa Tenggara Barat | 2.417 | 2.417 | 2.417 | 2.417 | 2.316 |
| Nusa Tenggara Timur | 3.257 | 3.287 | 3.336 | 3.371 | 3.234 |
| Kalimantan Barat | 2.255 | 2.376 | 2.397 | 2.342 | 2.231 |
| Kalimantan Tengah | 2.108 | 2.108 | 2.088 | 2.108 | 2.109 |
| Kalimantan Selatan | 1.982 | 2.023 | 2.023 | 2.020 | 1.907 |
| Kalimantan Timur | 2.838 | 2.838 | 2.838 | 2.838 | 2.777 |
| Sulawesi Utara | 2.173 | 2.165 | 2.154 | 2.010 | 2.149 |
| Sulawesi Tengah | 2.377 | 2.377 | 2.377 | 2.377 | 2.350 |
| Sulawesi Selatan | 2.234 | 2.252 | 2.281 | 2.292 | 2.227 |
| Sulawesi Tenggara | 2.474 | 2.509 | 2.509 | 2.557 | 2.440 |
| Gorontalo | 2.076 | 2.128 | 2.128 | 2.222 | 2.100 |
| Sulawesi Barat | 2.412 | 2.396 | 2.381 | 2.381 | 2.329 |
| Maluku | 4.083 | 4.000 | 4.167 | 4.167 | 3.742 |
| Maluku Utara | 2.825 | 2.825 | 2.825 | 2.750 | 2.811 |
| Papua Barat | 3.360 | 3.360 | 3.360 | 3.360 | 3.155 |
| Papua | 3.167 | 3.130 | 2.940 | 2.952 | 3.198 |
| Nasional | 2.440 | 2.448 | 2.458 | 2.461 | 2.385 |

Tabel 3.53
Harga Konsumen Pedesaan Kelompok Perumahan, 2008
Obat Nyamuk Cream (Rp/Sachet)

| Provinsi | Januari | Februari | Maret | April |
|--------------------------|------------|------------|------------|------------|
| (1) | (2) | (3) | (4) | (5) |
| Nanggroe Aceh Darussalam | 900 | 768 | 730 | 730 |
| Sumatera Utara | 643 | 642 | 645 | 645 |
| Sumatera Barat | 660 | 654 | 638 | 692 |
| Riau | 817 | 817 | 718 | 718 |
| Jambi | 708 | 708 | 680 | 693 |
| Sumatera Selatan | 692 | 667 | 583 | 675 |
| Bengkulu | 955 | 955 | 773 | 727 |
| Lampung | 625 | 625 | 625 | 609 |
| Bangka Belitung | 800 | 791 | 746 | 746 |
| Kepulauan Riau | 800 | 833 | 800 | 800 |
| Jawa Barat | 587 | 570 | 580 | 581 |
| Jawa Tengah | 584 | 562 | 560 | 565 |
| D. I. Yogyakarta | 635 | 625 | 596 | 596 |
| Jawa Timur | 584 | 574 | 565 | 569 |
| Banten | 690 | 690 | 664 | 652 |
| Bali | 750 | 625 | 533 | 529 |
| Nusa Tenggara Barat | 636 | 643 | 571 | 563 |
| Nusa Tenggara Timur | 731 | 781 | 781 | 781 |
| Kalimantan Barat | 839 | 821 | 821 | 785 |
| Kalimantan Tengah | 708 | 688 | 688 | 688 |
| Kalimantan Selatan | 773 | 773 | 668 | 672 |
| Kalimantan Timur | 798 | 798 | 785 | 785 |
| Sulawesi Utara | 660 | 668 | 668 | 668 |
| Sulawesi Tengah | 742 | 750 | 792 | 800 |
| Sulawesi Selatan | 800 | 857 | 658 | 658 |
| Sulawesi Tenggara | 970 | 895 | 863 | 785 |
| Gorontalo | 660 | 660 | 648 | 650 |
| Sulawesi Barat | 957 | 940 | 942 | 972 |
| Maluku | 875 | 917 | 917 | 917 |
| Maluku Utara | 891 | 891 | 897 | 897 |
| Papua Barat | 906 | 906 | 906 | 906 |
| Papua | 904 | 904 | 930 | 919 |
| Nasional | 759 | 750 | 718 | 718 |

Tabel 3.53: Lanjutan

| Provinsi | Mei | Juni | Juli | Agustus |
|--------------------------|------------|-------------|-------------|----------------|
| (1) | (6) | (7) | (8) | (9) |
| Nanggroe Aceh Darussalam | 725 | 725 | 725 | 725 |
| Sumatera Utara | 641 | 630 | 630 | 630 |
| Sumatera Barat | 692 | 678 | 684 | 684 |
| Riau | 718 | 718 | 718 | 718 |
| Jambi | 693 | 660 | 636 | 658 |
| Sumatera Selatan | 610 | 682 | 654 | 654 |
| Bengkulu | 727 | 727 | 727 | 773 |
| Lampung | 609 | 609 | 609 | 609 |
| Bangka Belitung | 794 | 794 | 831 | 747 |
| Kepulauan Riau | 800 | 800 | 800 | 818 |
| Jawa Barat | 580 | 591 | 597 | 591 |
| Jawa Tengah | 563 | 557 | 557 | 558 |
| D. I. Yogyakarta | 596 | 596 | 596 | 612 |
| Jawa Timur | 575 | 577 | 567 | 567 |
| Banten | 583 | 579 | 579 | 600 |
| Bali | 528 | 528 | 528 | 528 |
| Nusa Tenggara Barat | 583 | 600 | 614 | 614 |
| Nusa Tenggara Timur | 781 | 781 | 781 | 781 |
| Kalimantan Barat | 785 | 785 | 785 | 878 |
| Kalimantan Tengah | 688 | 688 | 688 | 688 |
| Kalimantan Selatan | 672 | 672 | 672 | 672 |
| Kalimantan Timur | 785 | 785 | 794 | 794 |
| Sulawesi Utara | 668 | 654 | 654 | 577 |
| Sulawesi Tengah | 781 | 781 | 788 | 788 |
| Sulawesi Selatan | 650 | 650 | 636 | 636 |
| Sulawesi Tenggara | 827 | 761 | 800 | 800 |
| Gorontalo | 650 | 650 | 665 | 665 |
| Sulawesi Barat | 971 | 983 | 983 | 983 |
| Maluku | 982 | 982 | 982 | 909 |
| Maluku Utara | 897 | 897 | 897 | 897 |
| Papua Barat | 906 | 906 | 909 | 913 |
| Papua | 925 | 919 | 925 | 925 |
| Nasional | 718 | 717 | 719 | 718 |

Tabel 3.53: Lanjutan

| Provinsi | September | Oktober | November | Desember | Rata-rata |
|--------------------------|------------------|----------------|-----------------|-----------------|------------------|
| (1) | (10) | (11) | (12) | (13) | (14) |
| Nanggroe Aceh Darussalam | 725 | 725 | 725 | 781 | 749 |
| Sumatera Utara | 630 | 630 | 630 | 630 | 636 |
| Sumatera Barat | 678 | 678 | 644 | 608 | 666 |
| Riau | 776 | 776 | 692 | 692 | 740 |
| Jambi | 658 | 667 | 654 | 846 | 688 |
| Sumatera Selatan | 654 | 654 | 700 | 700 | 660 |
| Bengkulu | 773 | 773 | 773 | 800 | 790 |
| Lampung | 609 | 625 | 625 | 625 | 617 |
| Bangka Belitung | 760 | 760 | 783 | 783 | 778 |
| Kepulauan Riau | 818 | 914 | 823 | 894 | 825 |
| Jawa Barat | 597 | 600 | 600 | 587 | 588 |
| Jawa Tengah | 559 | 560 | 561 | 560 | 562 |
| D. I. Yogyakarta | 612 | 612 | 612 | 612 | 608 |
| Jawa Timur | 567 | 567 | 569 | 569 | 571 |
| Banten | 579 | 579 | 579 | 579 | 613 |
| Bali | 528 | 528 | 528 | 528 | 555 |
| Nusa Tenggara Barat | 614 | 614 | 614 | 614 | 607 |
| Nusa Tenggara Timur | 781 | 788 | 788 | 788 | 779 |
| Kalimantan Barat | 878 | 788 | 788 | 788 | 812 |
| Kalimantan Tengah | 688 | 688 | 688 | 688 | 689 |
| Kalimantan Selatan | 672 | 674 | 674 | 674 | 689 |
| Kalimantan Timur | 794 | 794 | 835 | 835 | 799 |
| Sulawesi Utara | 577 | 577 | 577 | 542 | 624 |
| Sulawesi Tengah | 788 | 788 | 788 | 788 | 781 |
| Sulawesi Selatan | 636 | 636 | 658 | 658 | 678 |
| Sulawesi Tenggara | 800 | 814 | 832 | 878 | 835 |
| Gorontalo | 665 | 678 | 680 | 680 | 663 |
| Sulawesi Barat | 983 | 983 | 983 | 917 | 966 |
| Maluku | 909 | 909 | 909 | 909 | 926 |
| Maluku Utara | 897 | 897 | 897 | 891 | 895 |
| Papua Barat | 913 | 925 | 925 | 925 | 912 |
| Papua | 925 | 925 | 925 | 925 | 921 |
| Nasional | 720 | 723 | 721 | 728 | 726 |

Tabel 3.54
Harga Konsumen Pedesaan Kelompok Perumahan, 2008
Upah Pembantu RT (Rp/Org/Bulan)

| Provinsi | Januari | Februari | Maret | April |
|--------------------------|----------------|----------------|----------------|----------------|
| (1) | (2) | (3) | (4) | (5) |
| Nanggroe Aceh Darussalam | 322.222 | 322.222 | 333.333 | 350.000 |
| Sumatera Utara | 254.167 | 255.833 | 263.333 | 263.333 |
| Sumatera Barat | 280.556 | 282.500 | 297.500 | 297.500 |
| Riau | 258.438 | 258.438 | 272.647 | 265.000 |
| Jambi | 240.000 | 250.000 | 250.000 | 265.000 |
| Sumatera Selatan | 193.750 | 178.571 | 192.857 | 191.667 |
| Bengkulu | 175.000 | 175.000 | 175.000 | 175.000 |
| Lampung | 212.500 | 212.500 | 212.500 | 212.500 |
| Bangka Belitung | 233.333 | 230.000 | 230.000 | 230.000 |
| Kepulauan Riau | 252.500 | 252.500 | 258.750 | 258.750 |
| Jawa Barat | 222.455 | 222.155 | 225.583 | 225.583 |
| Jawa Tengah | 218.565 | 219.417 | 226.992 | 229.959 |
| D. I. Yogyakarta | 211.429 | 248.000 | 248.000 | 248.000 |
| Jawa Timur | 221.767 | 228.239 | 230.944 | 232.174 |
| Banten | 221.429 | 216.667 | 216.667 | 226.471 |
| Bali | 233.333 | 254.167 | 268.182 | 282.143 |
| Nusa Tenggara Barat | 220.000 | 220.000 | 220.000 | 213.636 |
| Nusa Tenggara Timur | 181.818 | 195.909 | 218.636 | 220.909 |
| Kalimantan Barat | 205.000 | 209.615 | 208.929 | 208.929 |
| Kalimantan Tengah | 225.000 | 240.000 | 237.500 | 237.500 |
| Kalimantan Selatan | 144.286 | 144.286 | 144.286 | 144.286 |
| Kalimantan Timur | 431.250 | 465.000 | 463.636 | 463.636 |
| Sulawesi Utara | 245.000 | 245.000 | 245.000 | 231.818 |
| Sulawesi Tengah | 165.385 | 164.286 | 163.846 | 163.846 |
| Sulawesi Selatan | 262.500 | 251.667 | 270.000 | 270.000 |
| Sulawesi Tenggara | 168.182 | 167.143 | 165.000 | 167.143 |
| Gorontalo | 144.231 | 147.727 | 147.727 | 144.231 |
| Sulawesi Barat | 262.500 | 150.000 | 150.000 | 237.500 |
| Maluku | 220.000 | 233.333 | 233.333 | 233.333 |
| Maluku Utara | 409.091 | 409.091 | 409.091 | 409.091 |
| Papua Barat | 425.000 | 425.000 | 425.000 | 462.500 |
| Papua | 438.889 | 445.000 | 446.154 | 446.154 |
| Nasional | 246.862 | 247.477 | 251.576 | 256.487 |

Tabel 3.54: Lanjutan

| Provinsi | Mei | Juni | Juli | Agustus |
|--------------------------|----------------|----------------|----------------|----------------|
| (1) | (6) | (7) | (8) | (9) |
| Nanggroe Aceh Darussalam | 350.000 | 350.000 | 350.000 | 350.000 |
| Sumatera Utara | 263.333 | 277.778 | 277.778 | 277.778 |
| Sumatera Barat | 297.500 | 297.500 | 297.500 | 297.500 |
| Riau | 270.882 | 276.765 | 276.765 | 282.353 |
| Jambi | 265.000 | 265.000 | 265.000 | 265.000 |
| Sumatera Selatan | 191.667 | 200.000 | 236.364 | 236.364 |
| Bengkulu | 175.000 | 175.000 | 175.000 | 175.000 |
| Lampung | 212.500 | 220.833 | 229.167 | 229.167 |
| Bangka Belitung | 264.286 | 264.286 | 285.714 | 314.286 |
| Kepulauan Riau | 258.750 | 281.250 | 281.250 | 283.333 |
| Jawa Barat | 215.781 | 217.903 | 224.310 | 224.310 |
| Jawa Tengah | 233.238 | 234.370 | 238.067 | 239.504 |
| D. I. Yogyakarta | 248.000 | 248.000 | 263.000 | 273.000 |
| Jawa Timur | 234.681 | 241.117 | 249.202 | 249.734 |
| Banten | 232.353 | 232.353 | 232.353 | 241.176 |
| Bali | 289.286 | 289.286 | 289.286 | 292.857 |
| Nusa Tenggara Barat | 213.636 | 213.636 | 213.636 | 213.636 |
| Nusa Tenggara Timur | 222.727 | 222.727 | 222.727 | 222.727 |
| Kalimantan Barat | 208.929 | 208.929 | 212.500 | 212.500 |
| Kalimantan Tengah | 245.000 | 245.000 | 255.000 | 265.000 |
| Kalimantan Selatan | 144.286 | 144.286 | 165.714 | 165.714 |
| Kalimantan Timur | 463.636 | 461.538 | 461.538 | 461.538 |
| Sulawesi Utara | 231.818 | 237.500 | 287.500 | 287.500 |
| Sulawesi Tengah | 163.846 | 167.692 | 171.538 | 175.385 |
| Sulawesi Selatan | 270.000 | 270.000 | 270.000 | 270.000 |
| Sulawesi Tenggara | 167.143 | 170.000 | 174.000 | 174.000 |
| Gorontalo | 144.231 | 144.231 | 151.923 | 155.769 |
| Sulawesi Barat | 237.500 | 262.500 | 266.667 | 266.667 |
| Maluku | 233.333 | 233.333 | 233.333 | 200.000 |
| Maluku Utara | 388.889 | 388.889 | 388.889 | 388.889 |
| Papua Barat | 462.500 | 512.500 | 512.500 | 512.500 |
| Papua | 495.455 | 486.364 | 495.455 | 495.455 |
| Nasional | 259.225 | 263.768 | 270.427 | 271.833 |

Tabel 3.54: Lanjutan

| Provinsi | September | Oktober | November | Desember | Rata-rata |
|--------------------------|------------------|----------------|-----------------|-----------------|------------------|
| (1) | (10) | (11) | (12) | (13) | (14) |
| Nanggroe Aceh Darussalam | 350.000 | 350.000 | 364.286 | 400.000 | 349.339 |
| Sumatera Utara | 277.778 | 277.778 | 283.333 | 288.889 | 271.759 |
| Sumatera Barat | 297.500 | 297.500 | 311.111 | 275.000 | 294.097 |
| Riau | 304.063 | 311.471 | 324.688 | 313.000 | 284.542 |
| Jambi | 265.000 | 265.000 | 265.000 | 270.000 | 260.833 |
| Sumatera Selatan | 230.769 | 230.769 | 238.462 | 238.462 | 213.308 |
| Bengkulu | 190.000 | 190.000 | 190.000 | 190.000 | 180.000 |
| Lampung | 229.167 | 229.167 | 237.500 | 237.500 | 222.917 |
| Bangka Belitung | 314.286 | 342.857 | 386.364 | 386.364 | 290.148 |
| Kepulauan Riau | 283.333 | 348.222 | 348.222 | 366.750 | 289.468 |
| Jawa Barat | 224.286 | 226.071 | 233.981 | 241.875 | 225.358 |
| Jawa Tengah | 239.145 | 244.188 | 244.530 | 244.530 | 234.375 |
| D. I. Yogyakarta | 273.000 | 273.000 | 273.000 | 273.000 | 256.619 |
| Jawa Timur | 250.266 | 252.394 | 253.056 | 253.056 | 241.386 |
| Banten | 244.118 | 244.118 | 250.000 | 250.000 | 233.975 |
| Bali | 292.857 | 292.857 | 292.857 | 296.429 | 281.128 |
| Nusa Tenggara Barat | 231.818 | 231.818 | 236.364 | 236.364 | 222.045 |
| Nusa Tenggara Timur | 222.727 | 227.273 | 227.273 | 244.444 | 219.158 |
| Kalimantan Barat | 212.500 | 214.583 | 214.583 | 214.583 | 210.965 |
| Kalimantan Tengah | 265.000 | 265.000 | 265.000 | 265.000 | 250.833 |
| Kalimantan Selatan | 165.714 | 165.714 | 165.714 | 165.714 | 155.000 |
| Kalimantan Timur | 465.385 | 465.385 | 473.077 | 473.077 | 462.391 |
| Sulawesi Utara | 287.500 | 287.500 | 287.500 | 275.000 | 262.386 |
| Sulawesi Tengah | 175.385 | 175.385 | 173.462 | 181.154 | 170.101 |
| Sulawesi Selatan | 270.000 | 270.000 | 268.333 | 280.000 | 268.542 |
| Sulawesi Tenggara | 204.000 | 204.000 | 204.000 | 250.000 | 184.551 |
| Gorontalo | 155.769 | 151.667 | 155.769 | 155.769 | 149.920 |
| Sulawesi Barat | 275.000 | 275.000 | 275.000 | 275.000 | 244.444 |
| Maluku | 200.000 | 200.000 | 200.000 | 200.000 | 218.333 |
| Maluku Utara | 388.889 | 388.889 | 388.889 | 388.889 | 395.623 |
| Papua Barat | 512.500 | 512.500 | 512.500 | 512.500 | 482.292 |
| Papua | 495.455 | 495.455 | 495.455 | 511.111 | 478.867 |
| Nasional | 274.788 | 278.299 | 282.478 | 286.046 | 265.772 |

Tabel 3.55
Harga Konsumen Pedesaan Kelompok Perumahan, 2008
Pemutih (Rp/Botol=100 ml)

| Provinsi | Januari | Februari | Maret | April |
|--------------------------|--------------|--------------|--------------|--------------|
| (1) | (2) | (3) | (4) | (5) |
| Nanggroe Aceh Darussalam | 6.700 | 6.083 | 6.083 | 6.083 |
| Sumatera Utara | 5.944 | 6.318 | 6.150 | 6.160 |
| Sumatera Barat | 6.057 | 6.057 | 5.780 | 5.780 |
| Riau | 4.500 | 4.667 | 4.400 | 4.667 |
| Jambi | 3.486 | 3.486 | 3.486 | 3.486 |
| Sumatera Selatan | 3.833 | 5.250 | 5.167 | 5.875 |
| Bengkulu | 3.750 | 3.750 | 3.767 | 4.320 |
| Lampung | 7.750 | 7.750 | 5.667 | 5.667 |
| Bangka Belitung | 6.500 | 6.500 | 5.857 | 5.857 |
| Kepulauan Riau | 5.500 | 5.500 | 5.500 | 5.500 |
| Jawa Barat | 3.954 | 3.957 | 3.686 | 4.035 |
| Jawa Tengah | 5.194 | 4.052 | 4.335 | 3.809 |
| D. I. Yogyakarta | 3.067 | 2.675 | 2.675 | 2.675 |
| Jawa Timur | 4.321 | 4.180 | 3.826 | 4.111 |
| Banten | 6.333 | 7.250 | 6.100 | 5.917 |
| Bali | 3.333 | 3.333 | 3.333 | 3.333 |
| Nusa Tenggara Barat | 5.500 | 5.500 | 5.500 | 4.625 |
| Nusa Tenggara Timur | 3.333 | 3.429 | 3.583 | 3.425 |
| Kalimantan Barat | 5.129 | 5.813 | 5.150 | 5.150 |
| Kalimantan Tengah | 4.167 | 3.875 | 3.875 | 3.875 |
| Kalimantan Selatan | 6.750 | 6.750 | 5.900 | 6.250 |
| Kalimantan Timur | 6.570 | 6.570 | 6.570 | 6.570 |
| Sulawesi Utara | 2.740 | 2.575 | 2.575 | 2.908 |
| Sulawesi Tengah | 4.523 | 3.596 | 3.625 | 4.183 |
| Sulawesi Selatan | 5.750 | 5.750 | 5.750 | 5.750 |
| Sulawesi Tenggara | 3.615 | 3.750 | 3.769 | 3.750 |
| Gorontalo | 3.000 | 2.917 | 3.714 | 3.438 |
| Sulawesi Barat | 3.000 | 3.333 | 3.417 | 4.375 |
| Maluku | 5.950 | 5.885 | 5.885 | 5.885 |
| Maluku Utara | 6.400 | 6.400 | 5.833 | 8.929 |
| Papua Barat | 6.000 | 6.000 | 6.000 | 6.000 |
| Papua | 5.063 | 5.063 | 5.063 | 5.063 |
| Nasional | 4.928 | 4.938 | 4.751 | 4.920 |

Tabel 3.55: Lanjutan

| Provinsi | Mei | Juni | Juli | Agustus |
|--------------------------|--------------|--------------|--------------|----------------|
| (1) | (6) | (7) | (8) | (9) |
| Nanggroe Aceh Darussalam | 6.083 | 6.583 | 6.583 | 6.583 |
| Sumatera Utara | 6.230 | 6.250 | 6.250 | 6.250 |
| Sumatera Barat | 5.780 | 5.780 | 5.780 | 5.780 |
| Riau | 4.667 | 4.667 | 4.667 | 4.286 |
| Jambi | 3.486 | 3.486 | 3.486 | 3.771 |
| Sumatera Selatan | 5.875 | 4.800 | 5.200 | 5.200 |
| Bengkulu | 4.320 | 4.620 | 4.620 | 4.620 |
| Lampung | 5.667 | 5.667 | 5.667 | 5.667 |
| Bangka Belitung | 5.857 | 5.857 | 5.857 | 5.857 |
| Kepulauan Riau | 5.500 | 5.667 | 5.667 | 5.667 |
| Jawa Barat | 4.178 | 4.537 | 4.533 | 4.533 |
| Jawa Tengah | 3.765 | 3.535 | 3.535 | 3.640 |
| D. I. Yogyakarta | 2.640 | 2.640 | 2.675 | 2.675 |
| Jawa Timur | 4.270 | 4.322 | 4.429 | 4.523 |
| Banten | 5.917 | 5.917 | 5.917 | 6.417 |
| Bali | 3.333 | 3.333 | 3.833 | 3.833 |
| Nusa Tenggara Barat | 4.625 | 4.625 | 4.625 | 4.625 |
| Nusa Tenggara Timur | 3.425 | 3.361 | 3.583 | 3.583 |
| Kalimantan Barat | 5.250 | 5.250 | 6.591 | 6.864 |
| Kalimantan Tengah | 3.875 | 3.875 | 3.875 | 3.875 |
| Kalimantan Selatan | 5.875 | 7.138 | 7.344 | 7.344 |
| Kalimantan Timur | 6.570 | 6.570 | 6.570 | 6.570 |
| Sulawesi Utara | 3.592 | 3.207 | 2.772 | 2.772 |
| Sulawesi Tengah | 4.183 | 4.125 | 4.125 | 4.125 |
| Sulawesi Selatan | 5.750 | 5.750 | 5.750 | 5.750 |
| Sulawesi Tenggara | 3.909 | 3.909 | 4.200 | 4.300 |
| Gorontalo | 3.438 | 3.438 | 3.488 | 3.771 |
| Sulawesi Barat | 4.250 | 4.375 | 4.625 | 4.625 |
| Maluku | 6.167 | 6.077 | 6.077 | 4.571 |
| Maluku Utara | 8.929 | 8.929 | 8.929 | 8.929 |
| Papua Barat | 8.000 | 7.667 | 7.667 | 7.667 |
| Papua | 5.063 | 5.063 | 5.063 | 5.063 |
| Nasional | 5.015 | 5.032 | 5.124 | 5.117 |

Tabel 3.55: Lanjutan

| Provinsi | September | Oktober | November | Desember | Rata-rata |
|--------------------------|------------------|----------------|-----------------|-----------------|------------------|
| (1) | (10) | (11) | (12) | (13) | (14) |
| Nanggroe Aceh Darussalam | 6.500 | 6.417 | 6.417 | 3.900 | 6.168 |
| Sumatera Utara | 6.250 | 6.136 | 6.136 | 6.136 | 6.184 |
| Sumatera Barat | 5.780 | 7.417 | 7.214 | 7.250 | 6.205 |
| Riau | 5.000 | 5.000 | 3.500 | 3.500 | 4.460 |
| Jambi | 3.771 | 3.771 | 3.771 | 3.771 | 3.605 |
| Sumatera Selatan | 4.143 | 4.143 | 4.143 | 4.143 | 4.814 |
| Bengkulu | 4.620 | 4.620 | 4.620 | 6.800 | 4.536 |
| Lampung | 5.667 | 5.667 | 5.667 | 5.667 | 6.014 |
| Bangka Belitung | 6.125 | 6.125 | 6.667 | 6.667 | 6.144 |
| Kepulauan Riau | 5.667 | 5.667 | 5.667 | 5.667 | 5.597 |
| Jawa Barat | 4.338 | 4.681 | 4.681 | 4.857 | 4.331 |
| Jawa Tengah | 3.535 | 3.993 | 3.973 | 4.070 | 3.953 |
| D. I. Yogyakarta | 3.220 | 3.400 | 3.400 | 3.275 | 2.918 |
| Jawa Timur | 4.523 | 4.523 | 4.320 | 4.320 | 4.306 |
| Banten | 6.417 | 6.583 | 6.583 | 6.583 | 6.328 |
| Bali | 3.833 | 3.833 | 3.833 | 3.917 | 3.590 |
| Nusa Tenggara Barat | 4.625 | 4.625 | 4.625 | 4.625 | 4.844 |
| Nusa Tenggara Timur | 3.583 | 3.556 | 3.556 | 3.556 | 3.498 |
| Kalimantan Barat | 6.864 | 6.864 | 6.864 | 6.864 | 6.054 |
| Kalimantan Tengah | 3.875 | 3.875 | 3.875 | 3.875 | 3.899 |
| Kalimantan Selatan | 7.260 | 6.782 | 6.782 | 7.178 | 6.779 |
| Kalimantan Timur | 6.570 | 6.570 | 6.570 | 6.570 | 6.570 |
| Sulawesi Utara | 2.772 | 2.772 | 2.772 | 2.290 | 2.812 |
| Sulawesi Tengah | 4.125 | 4.125 | 4.125 | 4.125 | 4.082 |
| Sulawesi Selatan | 5.750 | 5.750 | 5.750 | 5.750 | 5.750 |
| Sulawesi Tenggara | 4.000 | 4.000 | 4.000 | 4.278 | 3.957 |
| Gorontalo | 3.057 | 2.988 | 2.150 | 2.817 | 3.184 |
| Sulawesi Barat | 4.375 | 4.375 | 4.500 | 4.375 | 4.135 |
| Maluku | 4.571 | 4.571 | 4.571 | 4.571 | 5.398 |
| Maluku Utara | 8.929 | 8.929 | 8.929 | 9.917 | 8.332 |
| Papua Barat | 7.667 | 7.667 | 7.667 | 7.667 | 7.139 |
| Papua | 5.063 | 5.063 | 5.063 | 5.063 | 5.063 |
| Nasional | 5.077 | 5.140 | 5.075 | 5.126 | 5.020 |

Kelompok Sandang

<https://www.kelompokid.com>

Tabel 4.1
Harga Konsumen Pedesaan Kelompok Sandang Pria, 2008
Kemeja Panjang Sersin (Rp/Helai)

| Provinsi | Januari | Februari | Maret | April | Mei | Juni |
|--------------------------|---------------|---------------|---------------|---------------|---------------|---------------|
| (1) | (2) | (3) | (4) | (5) | (6) | (7) |
| Nanggroe Aceh Darussalam | 78.636 | 74.167 | 72.727 | 70.909 | 70.909 | 71.364 |
| Sumatera Utara | 46.150 | 50.381 | 49.300 | 49.200 | 51.667 | 52.381 |
| Sumatera Barat | 58.542 | 58.542 | 58.542 | 60.455 | 62.115 | 64.179 |
| Riau | 67.778 | 68.889 | 77.500 | 81.429 | 85.714 | 86.714 |
| Jambi | 61.111 | 62.000 | 62.000 | 62.000 | 58.727 | 59.000 |
| Sumatera Selatan | 49.400 | 50.444 | 52.000 | 52.000 | 52.000 | 52.000 |
| Bengkulu | 51.231 | 51.231 | 51.231 | 55.083 | 55.083 | 54.308 |
| Lampung | 55.000 | 56.111 | 56.111 | 56.111 | 56.111 | 56.111 |
| Bangka Belitung | 68.364 | 68.364 | 68.364 | 67.455 | 67.636 | 67.909 |
| Kepulauan Riau | 54.833 | 51.800 | 51.800 | 51.800 | 54.800 | 54.800 |
| Jawa Barat | 42.439 | 43.400 | 42.609 | 41.900 | 42.385 | 44.082 |
| Jawa Tengah | 41.319 | 38.763 | 39.088 | 39.484 | 39.747 | 39.750 |
| D. I. Yogyakarta | 32.458 | 31.964 | 31.393 | 31.346 | 32.292 | 31.500 |
| Jawa Timur | 47.623 | 46.810 | 47.765 | 48.321 | 48.388 | 49.161 |
| Banten | 47.857 | 47.857 | 50.000 | 52.333 | 51.533 | 52.600 |
| Bali | 38.800 | 37.250 | 37.250 | 38.167 | 39.000 | 39.833 |
| Nusa Tenggara Barat | 70.269 | 66.063 | 65.938 | 66.000 | 65.100 | 64.735 |
| Nusa Tenggara Timur | 57.912 | 56.132 | 59.595 | 57.682 | 58.548 | 58.700 |
| Kalimantan Barat | 48.714 | 46.417 | 47.067 | 49.308 | 49.308 | 49.308 |
| Kalimantan Tengah | 59.400 | 59.917 | 54.455 | 49.455 | 48.250 | 48.250 |
| Kalimantan Selatan | 52.667 | 52.667 | 52.667 | 52.667 | 52.667 | 52.846 |
| Kalimantan Timur | 84.000 | 84.500 | 85.500 | 85.500 | 85.500 | 89.500 |
| Sulawesi Utara | 49.091 | 47.115 | 47.308 | 40.769 | 40.357 | 40.357 |
| Sulawesi Tengah | 60.227 | 59.773 | 60.455 | 64.318 | 64.318 | 64.773 |
| Sulawesi Selatan | 48.889 | 50.385 | 50.385 | 50.385 | 50.385 | 51.000 |
| Sulawesi Tenggara | 53.967 | 53.857 | 52.294 | 54.375 | 54.688 | 55.667 |
| Gorontalo | 50.000 | 46.250 | 47.750 | 47.750 | 48.375 | 48.375 |
| Sulawesi Barat | 50.833 | 52.083 | 54.231 | 57.083 | 60.455 | 56.000 |
| Maluku | 57.083 | 58.462 | 57.500 | 57.500 | 57.500 | 57.500 |
| Maluku Utara | 91.308 | 91.308 | 98.133 | 102.133 | 94.769 | 95.577 |
| Papua Barat | 68.000 | 68.000 | 68.000 | 70.000 | 70.000 | 71.250 |
| Papua | 59.167 | 78.125 | 76.250 | 77.083 | 70.357 | 71.786 |
| Nasional | 56.346 | 56.532 | 57.038 | 57.500 | 57.459 | 57.854 |

Tabel 4.1: Lanjutan

| Provinsi | Juli | Agustus | September | Oktober | November | Desember | Rata-rata |
|--------------------------|---------------|---------------|---------------|---------------|---------------|---------------|---------------|
| (1) | (8) | (9) | (10) | (11) | (12) | (13) | (14) |
| Nanggroe Aceh Darussalam | 72.727 | 73.636 | 74.545 | 74.545 | 74.545 | 72.222 | 73.411 |
| Sumatera Utara | 53.190 | 53.190 | 54.095 | 54.333 | 54.810 | 57.619 | 52.193 |
| Sumatera Barat | 64.000 | 61.156 | 63.867 | 62.667 | 62.308 | 66.667 | 61.920 |
| Riau | 78.688 | 78.688 | 78.688 | 78.688 | 78.583 | 78.583 | 78.328 |
| Jambi | 59.818 | 59.455 | 62.273 | 63.636 | 63.182 | 65.000 | 61.517 |
| Sumatera Selatan | 50.000 | 50.000 | 48.333 | 50.556 | 48.333 | 48.333 | 50.283 |
| Bengkulu | 54.308 | 55.269 | 55.654 | 54.500 | 54.500 | 56.850 | 54.104 |
| Lampung | 56.667 | 56.667 | 58.889 | 61.111 | 62.500 | 65.000 | 58.032 |
| Bangka Belitung | 68.364 | 68.364 | 67.250 | 67.250 | 67.286 | 67.286 | 67.824 |
| Kepulauan Riau | 54.800 | 54.800 | 61.800 | 61.800 | 59.800 | 64.750 | 56.465 |
| Jawa Barat | 44.848 | 44.309 | 45.436 | 45.348 | 44.891 | 44.216 | 43.822 |
| Jawa Tengah | 40.395 | 40.601 | 41.250 | 41.763 | 42.009 | 41.109 | 40.440 |
| D. I. Yogyakarta | 32.115 | 32.346 | 33.385 | 33.615 | 33.385 | 33.385 | 32.432 |
| Jawa Timur | 49.187 | 49.500 | 50.904 | 51.205 | 51.424 | 51.424 | 49.309 |
| Banten | 52.533 | 53.200 | 55.200 | 55.000 | 54.688 | 54.625 | 52.286 |
| Bali | 40.250 | 40.250 | 40.250 | 40.250 | 41.250 | 42.083 | 39.553 |
| Nusa Tenggara Barat | 65.147 | 65.147 | 67.706 | 67.706 | 66.824 | 66.824 | 66.455 |
| Nusa Tenggara Timur | 56.778 | 57.611 | 56.684 | 57.474 | 57.474 | 55.806 | 57.533 |
| Kalimantan Barat | 61.200 | 61.200 | 62.867 | 58.500 | 58.694 | 60.719 | 54.442 |
| Kalimantan Tengah | 49.500 | 49.500 | 53.364 | 53.818 | 53.818 | 54.273 | 52.833 |
| Kalimantan Selatan | 52.643 | 55.857 | 56.929 | 57.286 | 59.769 | 50.700 | 54.114 |
| Kalimantan Timur | 89.500 | 89.500 | 93.500 | 93.500 | 93.500 | 94.500 | 89.042 |
| Sulawesi Utara | 40.357 | 40.536 | 40.536 | 41.731 | 41.731 | 36.944 | 42.236 |
| Sulawesi Tengah | 64.773 | 65.000 | 66.227 | 66.455 | 66.682 | 66.682 | 64.140 |
| Sulawesi Selatan | 51.286 | 49.462 | 49.462 | 48.071 | 49.750 | 49.750 | 49.934 |
| Sulawesi Tenggara | 55.538 | 55.538 | 56.692 | 59.385 | 59.000 | 62.200 | 56.100 |
| Gorontalo | 48.375 | 48.375 | 48.375 | 56.450 | 64.643 | 64.643 | 51.613 |
| Sulawesi Barat | 56.818 | 56.818 | 59.091 | 60.909 | 60.909 | 60.909 | 57.178 |
| Maluku | 59.167 | 56.875 | 58.125 | 55.000 | 56.250 | 58.750 | 57.476 |
| Maluku Utara | 95.577 | 95.577 | 95.577 | 95.577 | 95.577 | 87.045 | 94.847 |
| Papua Barat | 72.500 | 72.500 | 72.500 | 72.500 | 72.500 | 72.500 | 70.854 |
| Papua | 70.333 | 70.667 | 70.667 | 71.000 | 72.500 | 72.917 | 71.738 |
| Nasional | 58.168 | 58.175 | 59.379 | 59.738 | 60.097 | 60.135 | 58.202 |

Tabel 4.2
Harga Konsumen Pedesaan Kelompok Sandang Pria, 2008
Celana Panjang Sersin (Rp/Helai)

| Provinsi | Januari | Februari | Maret | April | Mei | Juni |
|--------------------------|---------------|---------------|---------------|---------------|---------------|---------------|
| (1) | (2) | (3) | (4) | (5) | (6) | (7) |
| Nanggroe Aceh Darussalam | 76.000 | 78.333 | 75.833 | 75.833 | 75.833 | 75.833 |
| Sumatera Utara | 84.000 | 84.000 | 84.000 | 84.000 | 84.000 | 84.500 |
| Sumatera Barat | 60.750 | 61.250 | 60.250 | 60.250 | 70.192 | 71.346 |
| Riau | 76.667 | 78.333 | 78.333 | 78.333 | 78.333 | 78.750 |
| Jambi | 68.857 | 55.000 | 59.286 | 59.286 | 59.286 | 60.000 |
| Sumatera Selatan | 72.333 | 78.182 | 83.500 | 84.500 | 84.500 | 85.000 |
| Bengkulu | 68.182 | 67.000 | 67.000 | 68.889 | 68.889 | 70.200 |
| Lampung | 59.000 | 59.000 | 59.000 | 59.000 | 59.000 | 59.625 |
| Bangka Belitung | 89.375 | 89.375 | 89.375 | 89.375 | 90.000 | 89.375 |
| Kepulauan Riau | 81.000 | 78.333 | 78.333 | 78.333 | 76.250 | 76.250 |
| Jawa Barat | 49.698 | 50.045 | 49.810 | 50.477 | 50.400 | 51.057 |
| Jawa Tengah | 49.917 | 49.271 | 49.636 | 53.000 | 53.818 | 50.680 |
| D. I. Yogyakarta | 47.750 | 49.818 | 47.750 | 48.000 | 50.300 | 50.800 |
| Jawa Timur | 63.527 | 62.019 | 61.646 | 61.197 | 61.270 | 62.394 |
| Banten | 49.400 | 50.000 | 54.300 | 56.364 | 57.667 | 57.846 |
| Bali | 55.462 | 55.462 | 55.500 | 55.500 | 55.545 | 58.417 |
| Nusa Tenggara Barat | 85.714 | 80.000 | 80.000 | 79.444 | 77.100 | 87.591 |
| Nusa Tenggara Timur | 90.893 | 88.281 | 90.735 | 92.500 | 94.118 | 95.000 |
| Kalimantan Barat | 87.273 | 87.000 | 86.364 | 88.182 | 88.182 | 88.182 |
| Kalimantan Tengah | 80.500 | 80.500 | 73.500 | 80.000 | 80.200 | 81.091 |
| Kalimantan Selatan | 60.100 | 60.100 | 60.100 | 60.100 | 71.333 | 73.154 |
| Kalimantan Timur | 81.125 | 85.000 | 85.000 | 85.000 | 85.000 | 87.250 |
| Sulawesi Utara | 53.333 | 53.571 | 53.571 | 53.125 | 52.778 | 53.000 |
| Sulawesi Tengah | 67.727 | 71.739 | 76.364 | 77.500 | 77.500 | 77.500 |
| Sulawesi Selatan | 85.714 | 79.500 | 80.000 | 85.000 | 79.000 | 79.000 |
| Sulawesi Tenggara | 67.400 | 71.400 | 69.400 | 70.471 | 71.000 | 72.813 |
| Gorontalo | 70.000 | 70.556 | 70.556 | 70.556 | 70.833 | 70.833 |
| Sulawesi Barat | 56.250 | 60.000 | 71.000 | 72.000 | 74.444 | 72.500 |
| Maluku | 82.222 | 82.222 | 82.222 | 82.778 | 82.778 | 82.778 |
| Maluku Utara | 80.000 | 80.000 | 80.000 | 80.000 | 80.000 | 80.000 |
| Papua Barat | 78.333 | 78.333 | 78.333 | 86.667 | 86.667 | 90.000 |
| Papua | 96.875 | 100.556 | 92.692 | 94.167 | 85.455 | 85.455 |
| Nasional | 71.106 | 71.068 | 71.356 | 72.495 | 72.865 | 73.694 |

Tabel 4.2: Lanjutan

| Provinsi | Juli | Agustus | September | Oktober | November | Desember | Rata-rata |
|--------------------------|---------------|----------------|------------------|----------------|-----------------|-----------------|------------------|
| (1) | (8) | (9) | (10) | (11) | (12) | (13) | (14) |
| Nanggroe Aceh Darussalam | 76.667 | 76.667 | 78.333 | 78.333 | 78.333 | 79.000 | 77.083 |
| Sumatera Utara | 84.500 | 86.000 | 86.000 | 87.500 | 87.500 | 88.500 | 85.375 |
| Sumatera Barat | 72.500 | 72.885 | 82.308 | 82.885 | 83.750 | 76.500 | 71.239 |
| Riau | 79.917 | 80.000 | 80.417 | 80.500 | 78.125 | 78.125 | 78.819 |
| Jambi | 65.714 | 65.714 | 72.143 | 75.000 | 72.143 | 73.000 | 65.452 |
| Sumatera Selatan | 81.000 | 81.000 | 71.818 | 71.818 | 71.818 | 71.818 | 78.107 |
| Bengkulu | 70.200 | 72.700 | 72.750 | 73.000 | 73.000 | 75.000 | 70.567 |
| Lampung | 60.250 | 60.250 | 63.125 | 65.000 | 64.375 | 65.000 | 61.052 |
| Bangka Belitung | 87.222 | 87.333 | 87.000 | 86.500 | 86.458 | 86.458 | 88.154 |
| Kepulauan Riau | 76.250 | 75.000 | 81.000 | 81.000 | 83.750 | 85.000 | 79.208 |
| Jawa Barat | 50.631 | 50.443 | 50.244 | 49.423 | 49.851 | 51.868 | 50.329 |
| Jawa Tengah | 50.847 | 52.262 | 52.742 | 55.016 | 54.562 | 53.266 | 52.085 |
| D. I. Yogyakarta | 51.450 | 52.450 | 51.600 | 52.000 | 52.100 | 52.000 | 50.502 |
| Jawa Timur | 62.538 | 62.487 | 63.891 | 64.237 | 64.273 | 64.273 | 62.813 |
| Banten | 59.385 | 60.538 | 63.615 | 63.615 | 65.000 | 65.000 | 58.561 |
| Bali | 58.417 | 58.417 | 58.833 | 59.636 | 60.917 | 61.750 | 57.821 |
| Nusa Tenggara Barat | 90.773 | 90.773 | 91.773 | 92.450 | 91.450 | 91.150 | 86.518 |
| Nusa Tenggara Timur | 95.882 | 96.912 | 96.912 | 97.206 | 97.500 | 96.719 | 94.388 |
| Kalimantan Barat | 88.182 | 85.000 | 88.182 | 90.000 | 90.000 | 90.000 | 88.045 |
| Kalimantan Tengah | 81.538 | 81.538 | 82.308 | 83.846 | 85.455 | 85.909 | 81.365 |
| Kalimantan Selatan | 71.000 | 71.571 | 71.929 | 71.929 | 73.615 | 60.778 | 67.142 |
| Kalimantan Timur | 87.250 | 87.250 | 90.000 | 92.500 | 92.500 | 93.125 | 87.583 |
| Sulawesi Utara | 53.278 | 52.722 | 52.722 | 53.450 | 53.450 | 49.917 | 52.910 |
| Sulawesi Tengah | 77.750 | 77.750 | 79.250 | 79.750 | 80.250 | 81.500 | 77.048 |
| Sulawesi Selatan | 80.000 | 80.000 | 79.167 | 79.583 | 84.000 | 87.222 | 81.516 |
| Sulawesi Tenggara | 75.357 | 75.357 | 76.786 | 78.571 | 78.571 | 79.545 | 73.889 |
| Gorontalo | 73.438 | 67.500 | 66.250 | 65.500 | 71.813 | 74.938 | 70.231 |
| Sulawesi Barat | 74.444 | 75.000 | 75.556 | 79.444 | 79.444 | 79.444 | 72.461 |
| Maluku | 85.000 | 85.000 | 87.222 | 84.444 | 84.444 | 88.333 | 84.120 |
| Maluku Utara | 80.000 | 80.000 | 80.000 | 80.000 | 80.000 | 85.000 | 80.417 |
| Papua Barat | 98.333 | 98.333 | 100.000 | 100.000 | 100.000 | 100.000 | 91.250 |
| Papua | 83.750 | 84.583 | 85.000 | 85.833 | 84.545 | 87.222 | 88.844 |
| Nasional | 74.483 | 74.482 | 75.590 | 76.249 | 76.656 | 76.793 | 73.903 |

Tabel 4.3
Harga Konsumen Pedesaan Kelompok Sandang Pria, 2008
Kaos Kutang/Singlet (Rp/Helai)

| Provinsi | Januari | Februari | Maret | April | Mei | Juni |
|--------------------------|---------------|---------------|---------------|---------------|---------------|---------------|
| (1) | (2) | (3) | (4) | (5) | (6) | (7) |
| Nanggroe Aceh Darussalam | 17.111 | 16.417 | 15.769 | 15.615 | 15.571 | 16.143 |
| Sumatera Utara | 12.262 | 12.587 | 12.659 | 12.875 | 12.840 | 12.833 |
| Sumatera Barat | 10.500 | 10.286 | 11.318 | 11.423 | 11.750 | 11.821 |
| Riau | 14.625 | 14.472 | 14.357 | 14.381 | 14.381 | 14.952 |
| Jambi | 14.333 | 15.143 | 14.100 | 14.182 | 14.364 | 14.417 |
| Sumatera Selatan | 12.592 | 13.225 | 13.169 | 13.433 | 13.433 | 13.592 |
| Bengkulu | 13.441 | 13.618 | 13.618 | 13.813 | 14.125 | 14.059 |
| Lampung | 12.000 | 12.100 | 12.882 | 12.882 | 12.882 | 13.353 |
| Bangka Belitung | 14.125 | 14.125 | 14.125 | 14.292 | 14.857 | 14.929 |
| Kepulauan Riau | 11.786 | 11.071 | 11.071 | 11.071 | 11.071 | 11.214 |
| Jawa Barat | 12.594 | 12.554 | 12.598 | 12.744 | 12.878 | 13.071 |
| Jawa Tengah | 12.188 | 12.158 | 12.273 | 12.256 | 12.336 | 12.582 |
| D. I. Yogyakarta | 12.864 | 13.214 | 13.733 | 13.912 | 13.667 | 13.767 |
| Jawa Timur | 12.558 | 12.342 | 12.561 | 12.626 | 12.748 | 12.866 |
| Banten | 13.313 | 13.409 | 13.036 | 13.200 | 13.469 | 13.700 |
| Bali | 13.167 | 13.614 | 13.690 | 13.705 | 13.614 | 14.068 |
| Nusa Tenggara Barat | 13.633 | 13.633 | 13.633 | 13.633 | 13.633 | 13.633 |
| Nusa Tenggara Timur | 19.688 | 20.125 | 19.881 | 19.429 | 19.667 | 19.476 |
| Kalimantan Barat | 15.938 | 16.909 | 14.222 | 14.556 | 14.556 | 14.556 |
| Kalimantan Tengah | 12.833 | 12.870 | 12.771 | 13.174 | 13.174 | 13.438 |
| Kalimantan Selatan | 11.548 | 11.548 | 11.643 | 11.548 | 11.619 | 11.667 |
| Kalimantan Timur | 15.350 | 15.250 | 15.531 | 15.469 | 15.469 | 16.188 |
| Sulawesi Utara | 18.000 | 17.917 | 17.917 | 17.692 | 17.692 | 17.731 |
| Sulawesi Tengah | 14.033 | 14.472 | 15.175 | 14.881 | 15.125 | 15.225 |
| Sulawesi Selatan | 17.357 | 16.350 | 15.875 | 15.875 | 15.962 | 16.192 |
| Sulawesi Tenggara | 14.409 | 15.860 | 15.860 | 14.864 | 14.739 | 15.405 |
| Gorontalo | 21.833 | 21.833 | 21.438 | 21.438 | 21.438 | 21.278 |
| Sulawesi Barat | 15.091 | 16.429 | 16.000 | 17.133 | 16.533 | 16.938 |
| Maluku | 15.500 | 14.714 | 14.733 | 14.700 | 15.067 | 15.067 |
| Maluku Utara | 19.500 | 19.433 | 19.206 | 21.088 | 20.067 | 20.500 |
| Papua Barat | 15.667 | 15.667 | 15.667 | 17.000 | 17.000 | 17.714 |
| Papua | 18.000 | 18.636 | 17.813 | 18.000 | 16.176 | 16.563 |
| Nasional | 14.620 | 14.749 | 14.635 | 14.778 | 14.747 | 14.967 |

Tabel 4.3: Lanjutan

| Provinsi | Juli | Agustus | September | Oktober | November | Desember | Rata-rata |
|--------------------------|---------------|----------------|------------------|----------------|-----------------|-----------------|------------------|
| (1) | (8) | (9) | (10) | (11) | (12) | (13) | (14) |
| Nanggroe Aceh Darussalam | 16.500 | 16.500 | 16.500 | 16.733 | 16.733 | 16.909 | 16.375 |
| Sumatera Utara | 13.542 | 13.583 | 13.542 | 13.542 | 13.542 | 13.625 | 13.119 |
| Sumatera Barat | 11.929 | 12.214 | 12.824 | 13.650 | 13.842 | 13.929 | 12.124 |
| Riau | 15.190 | 14.614 | 14.068 | 14.205 | 14.474 | 14.176 | 14.491 |
| Jambi | 14.833 | 14.409 | 14.409 | 14.409 | 14.409 | 13.850 | 14.405 |
| Sumatera Selatan | 12.977 | 12.977 | 12.813 | 12.813 | 12.813 | 12.813 | 13.054 |
| Bengkulu | 14.059 | 14.188 | 14.188 | 14.375 | 14.375 | 15.417 | 14.106 |
| Lampung | 13.353 | 13.353 | 13.441 | 13.633 | 13.633 | 13.600 | 13.093 |
| Bangka Belitung | 15.071 | 15.286 | 15.200 | 14.500 | 15.088 | 14.944 | 14.712 |
| Kepulauan Riau | 11.214 | 11.214 | 11.500 | 11.429 | 11.357 | 12.000 | 11.333 |
| Jawa Barat | 13.202 | 13.253 | 13.440 | 13.574 | 13.836 | 14.136 | 13.157 |
| Jawa Tengah | 12.688 | 12.704 | 12.719 | 12.877 | 12.846 | 13.257 | 12.574 |
| D. I. Yogyakarta | 14.333 | 14.500 | 14.333 | 15.000 | 15.067 | 15.067 | 14.121 |
| Jawa Timur | 13.000 | 13.116 | 13.313 | 13.405 | 13.620 | 13.620 | 12.981 |
| Banten | 13.700 | 14.500 | 14.833 | 14.833 | 14.500 | 14.700 | 13.933 |
| Bali | 14.205 | 14.250 | 14.295 | 13.786 | 13.595 | 14.114 | 13.842 |
| Nusa Tenggara Barat | 13.633 | 13.633 | 13.633 | 13.633 | 13.633 | 13.633 | 13.633 |
| Nusa Tenggara Timur | 19.714 | 19.714 | 19.714 | 19.952 | 19.950 | 20.447 | 19.813 |
| Kalimantan Barat | 14.556 | 15.278 | 15.444 | 14.750 | 14.750 | 14.750 | 15.022 |
| Kalimantan Tengah | 13.458 | 13.458 | 13.391 | 13.348 | 13.500 | 13.545 | 13.247 |
| Kalimantan Selatan | 11.667 | 11.595 | 11.595 | 11.643 | 11.667 | 11.667 | 11.617 |
| Kalimantan Timur | 16.188 | 16.188 | 16.500 | 16.875 | 16.938 | 17.500 | 16.120 |
| Sulawesi Utara | 18.115 | 18.269 | 18.269 | 18.542 | 18.542 | 17.917 | 18.050 |
| Sulawesi Tengah | 15.225 | 15.450 | 15.600 | 15.600 | 15.952 | 15.952 | 15.224 |
| Sulawesi Selatan | 16.042 | 16.192 | 16.192 | 16.192 | 16.500 | 17.150 | 16.323 |
| Sulawesi Tenggara | 15.806 | 15.889 | 16.167 | 16.167 | 16.167 | 16.308 | 15.637 |
| Gorontalo | 21.278 | 20.722 | 20.722 | 20.650 | 21.667 | 21.667 | 21.330 |
| Sulawesi Barat | 17.313 | 17.375 | 18.000 | 18.000 | 18.467 | 18.000 | 17.106 |
| Maluku | 15.367 | 15.313 | 15.313 | 15.313 | 15.313 | 15.313 | 15.143 |
| Maluku Utara | 20.500 | 20.500 | 20.500 | 20.500 | 20.500 | 20.962 | 20.271 |
| Papua Barat | 18.143 | 18.571 | 18.571 | 18.571 | 19.286 | 19.286 | 17.595 |
| Papua | 16.667 | 17.059 | 17.059 | 17.059 | 16.875 | 16.429 | 17.195 |
| Nasional | 15.108 | 15.183 | 15.253 | 15.299 | 15.420 | 15.521 | 15.023 |

Tabel 4.4
Harga Konsumen Pedesaan Kelompok Sandang Pria, 2008
Sarung Sersin (Rp/Helai)

| Provinsi | Januari | Februari | Maret | April | Mei | Juni |
|--------------------------|---------------|---------------|---------------|---------------|---------------|---------------|
| (1) | (2) | (3) | (4) | (5) | (6) | (7) |
| Nanggroe Aceh Darussalam | 55.000 | 57.500 | 57.667 | 50.667 | 50.667 | 51.333 |
| Sumatera Utara | 38.429 | 43.438 | 44.000 | 44.133 | 44.375 | 43.647 |
| Sumatera Barat | 29.727 | 29.000 | 26.954 | 28.418 | 28.523 | 30.679 |
| Riau | 36.538 | 37.857 | 38.000 | 38.000 | 39.333 | 39.333 |
| Jambi | 48.750 | 47.778 | 47.778 | 46.000 | 46.000 | 47.450 |
| Sumatera Selatan | 43.150 | 43.318 | 41.692 | 41.692 | 41.692 | 41.286 |
| Bengkulu | 43.893 | 42.125 | 42.438 | 42.607 | 42.607 | 43.607 |
| Lampung | 42.429 | 42.333 | 42.857 | 42.857 | 42.333 | 42.333 |
| Bangka Belitung | 50.556 | 49.000 | 49.000 | 49.000 | 49.000 | 48.818 |
| Kepulauan Riau | 60.000 | 60.000 | 60.000 | 50.000 | 50.000 | 50.000 |
| Jawa Barat | 35.267 | 34.900 | 34.919 | 35.411 | 35.660 | 36.309 |
| Jawa Tengah | 36.232 | 36.076 | 36.062 | 36.091 | 36.102 | 36.691 |
| D. I. Yogyakarta | 34.227 | 32.863 | 35.684 | 35.530 | 34.863 | 35.330 |
| Jawa Timur | 48.443 | 49.232 | 48.701 | 48.680 | 48.701 | 51.147 |
| Banten | 48.818 | 44.000 | 46.267 | 46.813 | 46.813 | 47.438 |
| Bali | 39.154 | 38.500 | 37.300 | 37.300 | 37.333 | 37.867 |
| Nusa Tenggara Barat | 39.000 | 57.077 | 55.429 | 53.400 | 51.765 | 36.885 |
| Nusa Tenggara Timur | 41.111 | 42.500 | 40.333 | 40.308 | 40.500 | 42.423 |
| Kalimantan Barat | 63.636 | 63.727 | 59.000 | 40.462 | 40.462 | 40.462 |
| Kalimantan Tengah | 40.538 | 40.750 | 41.867 | 42.200 | 42.200 | 42.700 |
| Kalimantan Selatan | 36.667 | 36.667 | 36.667 | 36.667 | 36.667 | 37.767 |
| Kalimantan Timur | 59.000 | 43.778 | 41.556 | 44.389 | 44.389 | 45.389 |
| Sulawesi Utara | 42.500 | 42.500 | 42.500 | 42.500 | 42.500 | 44.750 |
| Sulawesi Tengah | 37.135 | 36.827 | 38.000 | 37.042 | 37.042 | 37.458 |
| Sulawesi Selatan | 23.556 | 23.769 | 25.308 | 25.385 | 25.500 | 26.731 |
| Sulawesi Tenggara | 30.818 | 29.587 | 28.783 | 29.500 | 29.571 | 30.500 |
| Gorontalo | 25.500 | 26.667 | 27.231 | 26.818 | 27.708 | 28.615 |
| Sulawesi Barat | 28.182 | 27.750 | 27.000 | 26.769 | 26.071 | 27.538 |
| Maluku | 41.500 | 36.200 | 38.000 | 41.700 | 41.700 | 41.700 |
| Maluku Utara | 60.769 | 60.769 | 62.000 | 62.000 | 58.462 | 59.615 |
| Papua Barat | 45.000 | 50.000 | 50.000 | 50.000 | 50.000 | 50.000 |
| Papua | 45.833 | 53.889 | 52.917 | 48.636 | 40.500 | 41.000 |
| Nasional | 42.230 | 42.512 | 42.372 | 41.280 | 40.907 | 41.150 |

Tabel 4.4: Lanjutan

| Provinsi | Juli | Agustus | September | Oktober | November | Desember | Rata-rata |
|--------------------------|---------------|----------------|------------------|----------------|-----------------|-----------------|------------------|
| (1) | (8) | (9) | (10) | (11) | (12) | (13) | (14) |
| Nanggroe Aceh Darussalam | 51.867 | 54.000 | 57.467 | 57.467 | 57.467 | 57.462 | 54.880 |
| Sumatera Utara | 44.000 | 44.000 | 44.294 | 44.294 | 44.353 | 46.000 | 43.747 |
| Sumatera Barat | 31.964 | 32.179 | 33.500 | 33.719 | 33.906 | 32.833 | 30.950 |
| Riau | 39.667 | 39.733 | 40.067 | 40.067 | 41.857 | 41.231 | 39.307 |
| Jambi | 48.650 | 48.650 | 49.650 | 49.650 | 51.045 | 49.389 | 48.399 |
| Sumatera Selatan | 41.357 | 41.357 | 42.765 | 42.765 | 42.765 | 42.765 | 42.217 |
| Bengkulu | 43.607 | 44.250 | 44.607 | 44.250 | 44.250 | 46.208 | 43.704 |
| Lampung | 42.333 | 42.333 | 47.286 | 46.800 | 50.400 | 50.400 | 44.558 |
| Bangka Belitung | 49.818 | 49.818 | 51.083 | 51.083 | 54.500 | 55.167 | 50.570 |
| Kepulauan Riau | 50.000 | 50.000 | 50.000 | 50.000 | 48.000 | 50.000 | 52.333 |
| Jawa Barat | 36.385 | 36.583 | 37.293 | 38.276 | 38.296 | 38.878 | 36.515 |
| Jawa Tengah | 36.704 | 36.617 | 37.636 | 38.386 | 38.963 | 38.888 | 37.037 |
| D. I. Yogyakarta | 35.246 | 35.497 | 37.300 | 37.346 | 37.893 | 37.893 | 35.806 |
| Jawa Timur | 51.793 | 52.090 | 53.315 | 53.500 | 53.793 | 53.793 | 51.099 |
| Banten | 47.438 | 47.750 | 47.750 | 48.688 | 49.313 | 49.625 | 47.559 |
| Bali | 38.667 | 38.867 | 38.867 | 39.333 | 39.333 | 39.333 | 38.488 |
| Nusa Tenggara Barat | 37.077 | 37.077 | 38.423 | 38.423 | 38.231 | 38.231 | 43.418 |
| Nusa Tenggara Timur | 43.042 | 41.458 | 41.731 | 41.731 | 41.731 | 42.500 | 41.614 |
| Kalimantan Barat | 40.462 | 40.462 | 40.846 | 40.083 | 41.583 | 41.583 | 46.064 |
| Kalimantan Tengah | 43.033 | 45.179 | 44.833 | 45.156 | 45.156 | 45.469 | 43.257 |
| Kalimantan Selatan | 38.233 | 39.067 | 39.067 | 39.033 | 39.033 | 39.033 | 37.881 |
| Kalimantan Timur | 47.688 | 47.875 | 48.000 | 48.000 | 48.000 | 48.000 | 47.172 |
| Sulawesi Utara | 44.750 | 44.750 | 44.750 | 44.750 | 44.750 | 44.750 | 43.813 |
| Sulawesi Tengah | 38.083 | 38.292 | 38.375 | 38.458 | 38.250 | 38.250 | 37.768 |
| Sulawesi Selatan | 25.893 | 25.600 | 25.633 | 25.500 | 27.233 | 27.750 | 25.655 |
| Sulawesi Tenggara | 30.882 | 31.029 | 32.206 | 32.206 | 32.206 | 33.792 | 30.923 |
| Gorontalo | 28.500 | 28.364 | 28.818 | 28.231 | 28.917 | 28.917 | 27.857 |
| Sulawesi Barat | 26.750 | 26.750 | 26.750 | 27.167 | 27.818 | 27.818 | 27.197 |
| Maluku | 42.667 | 42.500 | 42.500 | 36.250 | 36.250 | 36.250 | 39.768 |
| Maluku Utara | 59.615 | 59.615 | 59.615 | 59.615 | 59.615 | 57.727 | 59.952 |
| Papua Barat | 50.000 | 50.000 | 50.000 | 50.000 | 50.000 | 50.000 | 49.583 |
| Papua | 40.417 | 40.417 | 40.417 | 40.417 | 42.000 | 41.667 | 44.009 |
| Nasional | 41.456 | 41.630 | 42.339 | 42.208 | 42.716 | 42.863 | 41.972 |

Tabel 4.5
Harga Konsumen Pedesaan Kelompok Sandang Pria, 2008
Sarung Katun (Rp/Helai)

| Provinsi | Januari | Februari | Maret | April | Mei | Juni |
|--------------------------|---------------|---------------|---------------|---------------|---------------|---------------|
| (1) | (2) | (3) | (4) | (5) | (6) | (7) |
| Nanggroe Aceh Darussalam | 17.100 | 17.200 | 17.200 | 17.200 | 17.200 | 17.200 |
| Sumatera Utara | 18.538 | 24.233 | 26.375 | 26.375 | 26.063 | 28.300 |
| Sumatera Barat | 11.867 | 11.867 | 11.867 | 11.867 | 11.867 | 11.867 |
| Riau | 15.500 | 15.107 | 15.708 | 15.115 | 15.731 | 16.115 |
| Jambi | 11.679 | 11.679 | 11.679 | 11.679 | 11.679 | 11.679 |
| Sumatera Selatan | 20.265 | 19.893 | 21.033 | 22.033 | 21.464 | 21.464 |
| Bengkulu | 13.611 | 15.071 | 15.071 | 17.167 | 17.167 | 17.583 |
| Lampung | 22.900 | 22.900 | 24.000 | 24.000 | 24.000 | 24.000 |
| Bangka Belitung | 24.227 | 24.227 | 24.227 | 24.227 | 24.227 | 24.227 |
| Kepulauan Riau | 22.571 | 23.833 | 23.833 | 23.833 | 23.833 | 25.500 |
| Jawa Barat | 14.614 | 14.976 | 14.932 | 15.278 | 15.304 | 16.022 |
| Jawa Tengah | 16.781 | 16.471 | 16.498 | 16.487 | 16.742 | 16.842 |
| D. I. Yogyakarta | 16.375 | 16.500 | 17.208 | 17.208 | 17.115 | 17.083 |
| Jawa Timur | 18.821 | 19.328 | 19.276 | 19.690 | 19.637 | 19.883 |
| Banten | 21.182 | 23.000 | 22.733 | 23.737 | 24.263 | 24.789 |
| Bali | 17.154 | 17.375 | 17.406 | 17.406 | 18.000 | 18.688 |
| Nusa Tenggara Barat | 20.688 | 20.300 | 20.300 | 20.300 | 20.700 | 23.550 |
| Nusa Tenggara Timur | 24.050 | 25.250 | 21.438 | 21.438 | 21.438 | 15.804 |
| Kalimantan Barat | 10.769 | 10.667 | 10.346 | 10.042 | 10.125 | 10.125 |
| Kalimantan Tengah | 22.333 | 22.583 | 22.154 | 22.333 | 22.917 | 24.385 |
| Kalimantan Selatan | 14.917 | 14.917 | 14.917 | 14.143 | 14.000 | 14.375 |
| Kalimantan Timur | 30.643 | 30.643 | 30.643 | 30.643 | 30.643 | 30.643 |
| Sulawesi Utara | 33.333 | 36.667 | 36.667 | 36.667 | 36.667 | 30.000 |
| Sulawesi Tengah | 24.479 | 24.100 | 24.896 | 27.833 | 27.833 | 27.917 |
| Sulawesi Selatan | 20.800 | 23.167 | 22.538 | 22.538 | 22.538 | 22.538 |
| Sulawesi Tenggara | 19.263 | 19.263 | 19.316 | 19.316 | 19.316 | 19.316 |
| Gorontalo | 29.583 | 29.583 | 29.583 | 29.583 | 29.583 | 29.583 |
| Sulawesi Barat | 20.333 | 20.333 | 20.333 | 20.733 | 20.667 | 21.063 |
| Maluku | 32.692 | 30.714 | 27.885 | 27.885 | 28.115 | 28.115 |
| Maluku Utara | 31.333 | 32.143 | 32.500 | 29.333 | 30.000 | 30.154 |
| Papua Barat | 11.667 | 14.000 | 14.000 | 14.000 | 14.000 | 11.400 |
| Papua | 14.778 | 18.792 | 19.531 | 19.167 | 19.533 | 20.571 |
| Nasional | 20.151 | 20.837 | 20.815 | 20.914 | 21.011 | 20.962 |

Tabel 4.5: Lanjutan

| Provinsi | Juli | Agustus | September | Oktober | November | Desember | Rata-rata |
|--------------------------|---------------|----------------|------------------|----------------|-----------------|-----------------|------------------|
| (1) | (8) | (9) | (10) | (11) | (12) | (13) | (14) |
| Nanggroe Aceh Darussalam | 17.250 | 17.250 | 17.250 | 18.250 | 18.250 | 18.250 | 17.467 |
| Sumatera Utara | 28.500 | 28.733 | 28.800 | 28.867 | 29.167 | 30.500 | 27.038 |
| Sumatera Barat | 11.867 | 11.867 | 11.867 | 11.867 | 11.867 | 11.867 | 11.867 |
| Riau | 16.154 | 16.615 | 18.000 | 18.000 | 18.750 | 19.722 | 16.710 |
| Jambi | 11.679 | 11.679 | 11.679 | 11.679 | 11.679 | 11.679 | 11.679 |
| Sumatera Selatan | 18.885 | 18.885 | 20.179 | 20.179 | 20.179 | 20.179 | 20.386 |
| Bengkulu | 17.583 | 17.583 | 17.583 | 17.583 | 17.583 | 17.583 | 16.764 |
| Lampung | 24.000 | 24.000 | 22.900 | 22.692 | 22.692 | 23.750 | 23.486 |
| Bangka Belitung | 24.227 | 24.227 | 24.227 | 24.227 | 24.227 | 24.227 | 24.227 |
| Kepulauan Riau | 25.500 | 25.500 | 23.571 | 23.857 | 24.750 | 27.857 | 24.537 |
| Jawa Barat | 16.140 | 16.989 | 17.305 | 17.461 | 17.368 | 17.143 | 16.128 |
| Jawa Tengah | 17.172 | 17.740 | 17.458 | 17.875 | 18.057 | 18.082 | 17.184 |
| D. I. Yogyakarta | 17.545 | 17.083 | 18.091 | 18.091 | 18.091 | 18.250 | 17.387 |
| Jawa Timur | 20.350 | 20.444 | 20.659 | 20.939 | 21.121 | 21.121 | 20.106 |
| Banten | 24.789 | 25.316 | 25.316 | 25.947 | 27.263 | 27.263 | 24.633 |
| Bali | 19.188 | 19.469 | 19.469 | 19.531 | 19.531 | 19.688 | 18.575 |
| Nusa Tenggara Barat | 24.350 | 24.350 | 24.600 | 24.600 | 24.350 | 24.350 | 22.703 |
| Nusa Tenggara Timur | 14.950 | 15.150 | 15.150 | 25.333 | 25.308 | 16.364 | 20.139 |
| Kalimantan Barat | 10.125 | 10.125 | 10.125 | 10.364 | 10.364 | 10.364 | 10.295 |
| Kalimantan Tengah | 25.308 | 25.538 | 25.538 | 24.071 | 24.000 | 24.000 | 23.763 |
| Kalimantan Selatan | 14.375 | 15.000 | 14.625 | 13.857 | 13.857 | 13.857 | 14.403 |
| Kalimantan Timur | 30.643 | 30.643 | 30.643 | 30.643 | 30.643 | 30.643 | 30.643 |
| Sulawesi Utara | 30.000 | 30.000 | 30.000 | 26.000 | 26.000 | 20.000 | 31.000 |
| Sulawesi Tengah | 28.542 | 28.542 | 28.708 | 28.500 | 28.604 | 28.813 | 27.397 |
| Sulawesi Selatan | 22.538 | 22.538 | 22.538 | 22.538 | 23.167 | 23.167 | 22.551 |
| Sulawesi Tenggara | 19.316 | 19.316 | 19.316 | 19.316 | 19.316 | 19.316 | 19.307 |
| Gorontalo | 29.583 | 29.583 | 29.583 | 29.583 | 29.583 | 29.583 | 29.583 |
| Sulawesi Barat | 22.000 | 22.714 | 22.733 | 22.333 | 22.333 | 22.333 | 21.493 |
| Maluku | 28.115 | 38.750 | 40.000 | 40.625 | 40.625 | 40.625 | 33.679 |
| Maluku Utara | 30.154 | 30.154 | 30.308 | 30.308 | 30.308 | 30.182 | 30.573 |
| Papua Barat | 11.400 | 10.400 | 10.400 | 10.400 | 11.400 | 11.400 | 12.039 |
| Papua | 19.867 | 20.200 | 20.200 | 20.200 | 19.500 | 20.231 | 19.381 |
| Nasional | 21.003 | 21.449 | 21.526 | 21.741 | 21.873 | 21.637 | 21.160 |

Tabel 4.6
Harga Konsumen Pedesaan Kelompok Sandang Pria, 2008
Sandal Kulit (Rp/Pasang)

| Provinsi | Januari | Februari | Maret | April | Mei | Juni |
|--------------------------|---------------|---------------|---------------|---------------|---------------|---------------|
| (1) | (2) | (3) | (4) | (5) | (6) | (7) |
| Nanggroe Aceh Darussalam | 64.286 | 75.000 | 75.000 | 75.000 | 75.000 | 75.000 |
| Sumatera Utara | 62.500 | 62.500 | 62.500 | 62.500 | 62.500 | 62.500 |
| Sumatera Barat | 84.000 | 84.000 | 84.000 | 84.000 | 84.000 | 84.000 |
| Riau | 90.667 | 90.667 | 90.667 | 92.333 | 92.333 | 95.667 |
| Jambi | 92.000 | 92.000 | 92.000 | 92.000 | 92.000 | 92.000 |
| Sumatera Selatan | 79.377 | 80.915 | 80.915 | 80.915 | 80.915 | 80.915 |
| Bengkulu | 58.000 | 58.000 | 58.200 | 58.200 | 58.200 | 58.200 |
| Lampung | 60.857 | 58.500 | 70.667 | 70.667 | 72.000 | 72.000 |
| Bangka Belitung | 93.571 | 93.571 | 93.571 | 93.571 | 93.571 | 93.571 |
| Kepulauan Riau | 82.333 | 82.333 | 82.333 | 82.333 | 82.333 | 83.333 |
| Jawa Barat | 43.786 | 44.523 | 45.325 | 48.200 | 47.214 | 48.550 |
| Jawa Tengah | 68.387 | 72.080 | 70.181 | 70.313 | 70.176 | 74.182 |
| D. I. Yogyakarta | 51.750 | 57.000 | 57.000 | 57.000 | 53.750 | 53.750 |
| Jawa Timur | 52.978 | 52.717 | 55.978 | 55.660 | 57.093 | 57.352 |
| Banten | 77.000 | 77.000 | 78.000 | 78.000 | 81.000 | 82.000 |
| Bali | 70.333 | 69.500 | 70.750 | 71.500 | 71.500 | 71.500 |
| Nusa Tenggara Barat | 71.667 | 71.667 | 71.667 | 71.667 | 71.667 | 71.667 |
| Nusa Tenggara Timur | 80.000 | 80.000 | 80.556 | 80.556 | 80.556 | 80.556 |
| Kalimantan Barat | 73.750 | 73.750 | 87.500 | 87.500 | 87.500 | 87.500 |
| Kalimantan Tengah | 44.833 | 46.667 | 45.143 | 45.143 | 45.143 | 45.143 |
| Kalimantan Selatan | 75.833 | 75.833 | 75.833 | 75.833 | 71.714 | 64.688 |
| Kalimantan Timur | 68.333 | 86.250 | 87.917 | 87.917 | 87.917 | 88.667 |
| Sulawesi Utara | 40.000 | 48.333 | 48.333 | 48.333 | 37.500 | 37.500 |
| Sulawesi Tengah | 63.889 | 63.125 | 63.750 | 63.750 | 63.750 | 63.750 |
| Sulawesi Selatan | 52.475 | 76.644 | 81.980 | 81.980 | 78.750 | 79.375 |
| Sulawesi Tenggara | 65.714 | 81.000 | 81.000 | 60.000 | 73.125 | 60.000 |
| Gorontalo | 95.000 | 95.000 | 96.000 | 96.000 | 96.000 | 96.000 |
| Sulawesi Barat | 60.000 | 62.500 | 62.500 | 62.500 | 62.500 | 62.500 |
| Maluku | 88.333 | 76.250 | 73.571 | 73.571 | 73.571 | 73.571 |
| Maluku Utara | 98.000 | 98.000 | 87.500 | 87.500 | 87.500 | 87.500 |
| Papua Barat | 75.000 | 77.500 | 77.500 | 77.500 | 77.500 | 73.333 |
| Papua | 82.500 | 82.500 | 110.000 | 110.000 | 107.500 | 107.500 |
| Nasional | 70.849 | 73.291 | 74.932 | 74.436 | 74.243 | 73.868 |

Tabel 4.6: Lanjutan

| Provinsi | Juli | Agustus | September | Oktober | November | Desember | Rata-rata |
|--------------------------|---------------|----------------|------------------|----------------|-----------------|-----------------|------------------|
| (1) | (8) | (9) | (10) | (11) | (12) | (13) | (14) |
| Nanggroe Aceh Darussalam | 76.250 | 76.250 | 76.250 | 76.250 | 80.000 | 86.000 | 75.857 |
| Sumatera Utara | 62.500 | 62.500 | 62.500 | 62.500 | 62.500 | 62.500 | 62.500 |
| Sumatera Barat | 86.000 | 86.000 | 88.000 | 89.000 | 94.000 | 96.000 | 86.917 |
| Riau | 95.667 | 96.500 | 96.500 | 96.500 | 96.667 | 96.667 | 94.236 |
| Jambi | 93.000 | 93.000 | 94.000 | 94.000 | 94.000 | 95.000 | 92.917 |
| Sumatera Selatan | 81.300 | 81.300 | 78.608 | 92.077 | 92.077 | 92.077 | 83.449 |
| Bengkulu | 58.200 | 58.200 | 58.200 | 58.200 | 58.200 | 58.200 | 58.167 |
| Lampung | 72.000 | 74.500 | 78.000 | 75.750 | 88.500 | 88.500 | 73.495 |
| Bangka Belitung | 95.000 | 95.000 | 92.500 | 92.778 | 106.500 | 107.500 | 95.892 |
| Kepulauan Riau | 83.333 | 83.333 | 81.667 | 81.667 | 81.667 | 81.667 | 82.361 |
| Jawa Barat | 51.476 | 52.429 | 52.976 | 53.214 | 54.750 | 56.842 | 49.940 |
| Jawa Tengah | 70.861 | 70.861 | 71.872 | 73.667 | 73.659 | 72.611 | 71.571 |
| D. I. Yogyakarta | 53.750 | 53.750 | 53.750 | 53.750 | 53.750 | 53.750 | 54.396 |
| Jawa Timur | 57.352 | 56.288 | 55.038 | 56.385 | 55.250 | 55.250 | 55.612 |
| Banten | 82.000 | 83.000 | 83.000 | 83.000 | 83.000 | 83.000 | 80.833 |
| Bali | 88.667 | 88.667 | 77.500 | 77.500 | 77.500 | 77.500 | 76.035 |
| Nusa Tenggara Barat | 71.667 | 71.667 | 73.333 | 73.333 | 73.333 | 76.667 | 72.500 |
| Nusa Tenggara Timur | 80.556 | 80.556 | 80.556 | 80.556 | 80.556 | 80.556 | 80.463 |
| Kalimantan Barat | 87.500 | 87.500 | 87.500 | 87.500 | 87.500 | 87.500 | 85.208 |
| Kalimantan Tengah | 45.143 | 48.571 | 48.571 | 48.571 | 48.571 | 48.571 | 46.673 |
| Kalimantan Selatan | 61.250 | 56.500 | 54.389 | 54.950 | 54.950 | 53.688 | 64.622 |
| Kalimantan Timur | 88.667 | 88.667 | 88.667 | 88.667 | 88.667 | 89.500 | 86.653 |
| Sulawesi Utara | 37.500 | 48.333 | 48.333 | 55.000 | 55.000 | 60.000 | 47.014 |
| Sulawesi Tengah | 63.750 | 63.750 | 63.750 | 63.750 | 63.750 | 63.750 | 63.709 |
| Sulawesi Selatan | 79.375 | 79.375 | 79.375 | 82.500 | 80.000 | 78.333 | 77.514 |
| Sulawesi Tenggara | 60.000 | 60.000 | 60.000 | 61.667 | 61.667 | 62.500 | 65.556 |
| Gorontalo | 96.000 | 96.000 | 96.000 | 96.000 | 96.000 | 96.000 | 95.833 |
| Sulawesi Barat | 62.500 | 62.500 | 62.500 | 67.500 | 67.500 | 67.500 | 63.542 |
| Maluku | 73.571 | 85.000 | 85.000 | 85.000 | 76.667 | 78.333 | 78.537 |
| Maluku Utara | 87.500 | 87.500 | 87.500 | 87.500 | 87.500 | 98.000 | 90.125 |
| Papua Barat | 73.333 | 73.333 | 75.000 | 86.667 | 90.000 | 90.000 | 78.889 |
| Papua | 88.333 | 88.333 | 88.333 | 88.333 | 88.333 | 88.333 | 94.167 |
| Nasional | 73.875 | 74.661 | 74.349 | 75.742 | 76.625 | 77.572 | 74.537 |

Tabel 4.7
Harga Konsumen Pedesaan Kelompok Sandang Pria, 2008
Bahan Kemeja Katun (Rp/Meter)

| Provinsi | Januari | Februari | Maret | April | Mei | Juni |
|--------------------------|---------------|---------------|---------------|---------------|---------------|---------------|
| (1) | (2) | (3) | (4) | (5) | (6) | (7) |
| Nanggroe Aceh Darussalam | 41.000 | 42.357 | 42.714 | 44.000 | 44.000 | 44.000 |
| Sumatera Utara | 20.000 | 16.250 | 20.000 | 20.000 | 20.000 | 20.000 |
| Sumatera Barat | 45.000 | 35.250 | 38.750 | 30.000 | 27.000 | 30.400 |
| Riau | 26.257 | 26.257 | 25.225 | 24.089 | 24.089 | 24.089 |
| Jambi | 23.000 | 23.000 | 23.000 | 40.000 | 40.000 | 40.000 |
| Sumatera Selatan | 35.667 | 31.750 | 31.750 | 31.750 | 31.750 | 33.000 |
| Bengkulu | 20.000 | 20.500 | 20.500 | 21.000 | 21.000 | 22.500 |
| Lampung | 32.667 | 32.667 | 32.667 | 32.667 | 32.667 | 32.667 |
| Bangka Belitung | 44.000 | 44.000 | 44.200 | 44.200 | 44.200 | 44.200 |
| Kepulauan Riau | 32.000 | 32.000 | 32.500 | 32.500 | 32.500 | 32.500 |
| Jawa Barat | 18.321 | 17.733 | 18.071 | 17.867 | 17.967 | 18.967 |
| Jawa Tengah | 19.194 | 19.194 | 19.861 | 19.861 | 19.583 | 19.412 |
| D. I. Yogyakarta | 25.000 | 25.000 | 25.000 | 25.000 | 27.500 | 27.500 |
| Jawa Timur | 16.933 | 21.093 | 21.980 | 22.408 | 22.112 | 22.608 |
| Banten | 27.500 | 35.000 | 35.000 | 35.000 | 35.000 | 35.000 |
| Bali | 19.500 | 18.143 | 16.857 | 16.750 | 16.750 | 17.750 |
| Nusa Tenggara Barat | 17.333 | 15.500 | 15.500 | 16.400 | 28.857 | 28.714 |
| Nusa Tenggara Timur | 49.375 | 49.375 | 49.375 | 49.375 | 49.375 | 49.375 |
| Kalimantan Barat | 25.000 | 25.000 | 17.667 | 17.667 | 17.667 | 17.667 |
| Kalimantan Tengah | 15.500 | 15.250 | 15.333 | 15.333 | 15.400 | 15.400 |
| Kalimantan Selatan | 12.300 | 12.300 | 12.300 | 12.300 | 12.300 | 13.600 |
| Kalimantan Timur | 16.250 | 16.667 | 17.500 | 23.750 | 25.000 | 26.900 |
| Sulawesi Utara | 15.750 | 15.750 | 15.750 | 15.750 | 15.750 | 16.083 |
| Sulawesi Tengah | 18.333 | 22.500 | 22.500 | 22.500 | 22.083 | 23.000 |
| Sulawesi Selatan | 24.833 | 25.800 | 24.417 | 24.417 | 25.214 | 25.214 |
| Sulawesi Tenggara | 13.750 | 13.750 | 13.750 | 13.750 | 13.750 | 13.750 |
| Gorontalo | 13.667 | 13.667 | 13.667 | 13.667 | 14.722 | 14.722 |
| Sulawesi Barat | 31.250 | 31.250 | 31.250 | 31.250 | 31.250 | 31.250 |
| Maluku | 30.000 | 30.000 | 30.333 | 30.333 | 30.333 | 30.333 |
| Maluku Utara | 50.000 | 50.000 | 50.333 | 50.333 | 50.333 | 50.333 |
| Papua Barat | 40.000 | 40.000 | 40.000 | 40.000 | 40.000 | 45.000 |
| Papua | 57.500 | 42.714 | 48.625 | 48.625 | 50.571 | 51.286 |
| Nasional | 27.403 | 26.866 | 27.074 | 27.579 | 28.085 | 28.663 |

Tabel 4.7: Lanjutan

| Provinsi | Juli | Agustus | September | Oktober | November | Desember | Rata-rata |
|--------------------------|---------------|----------------|------------------|----------------|-----------------|-----------------|------------------|
| (1) | (8) | (9) | (10) | (11) | (12) | (13) | (14) |
| Nanggroe Aceh Darussalam | 44.333 | 44.333 | 44.333 | 44.333 | 44.333 | 50.000 | 44.145 |
| Sumatera Utara | 20.000 | 20.000 | 20.000 | 20.000 | 25.000 | 25.000 | 20.521 |
| Sumatera Barat | 32.400 | 32.400 | 34.400 | 38.000 | 37.500 | 37.500 | 34.883 |
| Riau | 24.111 | 25.222 | 25.556 | 26.667 | 26.667 | 27.750 | 25.498 |
| Jambi | 40.000 | 40.000 | 40.000 | 40.000 | 40.000 | 40.000 | 35.750 |
| Sumatera Selatan | 33.000 | 33.000 | 33.000 | 33.000 | 33.000 | 33.000 | 32.806 |
| Bengkulu | 22.500 | 25.000 | 25.000 | 25.000 | 25.000 | 30.000 | 23.167 |
| Lampung | 32.667 | 32.667 | 33.333 | 33.333 | 33.333 | 33.333 | 32.889 |
| Bangka Belitung | 44.200 | 44.200 | 44.200 | 44.200 | 44.200 | 44.200 | 44.167 |
| Kepulauan Riau | 32.500 | 32.500 | 32.500 | 32.500 | 32.500 | 32.500 | 32.417 |
| Jawa Barat | 20.844 | 20.844 | 21.038 | 21.462 | 21.654 | 18.458 | 19.435 |
| Jawa Tengah | 19.412 | 19.412 | 19.647 | 19.789 | 19.789 | 19.816 | 19.581 |
| D. I. Yogyakarta | 27.500 | 27.500 | 27.500 | 27.500 | 27.500 | 27.500 | 26.667 |
| Jawa Timur | 22.819 | 22.858 | 23.288 | 23.288 | 23.700 | 23.700 | 22.232 |
| Banten | 35.000 | 35.000 | 35.000 | 35.000 | 35.000 | 35.000 | 34.375 |
| Bali | 17.500 | 17.500 | 17.500 | 17.222 | 17.222 | 17.750 | 17.537 |
| Nusa Tenggara Barat | 29.786 | 29.786 | 30.214 | 30.214 | 29.786 | 29.786 | 25.156 |
| Nusa Tenggara Timur | 49.375 | 49.375 | 49.375 | 51.875 | 51.875 | 51.875 | 50.000 |
| Kalimantan Barat | 17.667 | 18.000 | 18.000 | 18.000 | 18.000 | 19.000 | 19.111 |
| Kalimantan Tengah | 15.400 | 15.400 | 15.400 | 15.400 | 15.400 | 15.400 | 15.385 |
| Kalimantan Selatan | 14.100 | 14.100 | 14.100 | 14.100 | 14.100 | 14.100 | 13.308 |
| Kalimantan Timur | 26.900 | 27.900 | 27.900 | 28.900 | 28.900 | 28.900 | 24.622 |
| Sulawesi Utara | 16.083 | 16.300 | 16.300 | 16.300 | 16.300 | 13.750 | 15.822 |
| Sulawesi Tengah | 23.000 | 23.000 | 23.000 | 23.000 | 23.000 | 23.000 | 22.410 |
| Sulawesi Selatan | 25.214 | 25.214 | 25.214 | 25.214 | 24.417 | 24.417 | 24.965 |
| Sulawesi Tenggara | 14.625 | 14.625 | 14.625 | 14.625 | 14.625 | 14.625 | 14.188 |
| Gorontalo | 14.722 | 14.722 | 14.722 | 14.722 | 14.722 | 14.722 | 14.370 |
| Sulawesi Barat | 32.500 | 31.250 | 31.250 | 32.500 | 32.500 | 32.500 | 31.667 |
| Maluku | 30.333 | 30.333 | 30.333 | 30.333 | 30.333 | 30.333 | 30.278 |
| Maluku Utara | 50.333 | 50.333 | 50.333 | 50.333 | 50.333 | 50.333 | 50.278 |
| Papua Barat | 45.000 | 45.000 | 45.000 | 45.000 | 45.000 | 45.000 | 42.917 |
| Papua | 50.500 | 50.500 | 50.500 | 53.000 | 53.429 | 54.857 | 51.009 |
| Nasional | 28.885 | 29.009 | 29.143 | 29.525 | 29.660 | 29.941 | 28.486 |

Tabel 4.8
Harga Konsumen Pedesaan Kelompok Sandang Pria, 2008
Bahan Celana Sersin (Rp/Meter)

| Provinsi | Januari | Februari | Maret | April | Mei | Juni |
|--------------------------|---------------|---------------|---------------|---------------|---------------|---------------|
| (1) | (2) | (3) | (4) | (5) | (6) | (7) |
| Nanggroe Aceh Darussalam | 29.250 | 29.250 | 29.250 | 29.250 | 29.250 | 29.250 |
| Sumatera Utara | 29.200 | 29.500 | 28.500 | 29.000 | 30.000 | 33.000 |
| Sumatera Barat | 35.556 | 33.875 | 34.625 | 33.778 | 33.778 | 33.778 |
| Riau | 25.000 | 25.000 | 26.875 | 23.214 | 23.214 | 23.214 |
| Jambi | 31.250 | 32.500 | 32.500 | 32.500 | 32.500 | 32.500 |
| Sumatera Selatan | 25.000 | 26.000 | 33.750 | 33.750 | 33.750 | 33.750 |
| Bengkulu | 24.722 | 24.722 | 24.688 | 24.688 | 25.313 | 25.563 |
| Lampung | 29.545 | 29.750 | 29.750 | 29.750 | 29.750 | 30.000 |
| Bangka Belitung | 16.333 | 16.333 | 16.667 | 16.667 | 16.667 | 16.667 |
| Kepulauan Riau | 33.333 | 33.333 | 33.667 | 33.667 | 33.667 | 33.667 |
| Jawa Barat | 18.734 | 18.894 | 18.345 | 18.569 | 18.900 | 19.125 |
| Jawa Tengah | 24.873 | 25.017 | 25.225 | 26.156 | 26.204 | 26.291 |
| D. I. Yogyakarta | 23.938 | 27.333 | 22.800 | 22.800 | 22.800 | 22.800 |
| Jawa Timur | 23.243 | 23.121 | 23.220 | 23.250 | 23.283 | 23.642 |
| Banten | 28.417 | 28.417 | 28.417 | 28.308 | 27.727 | 28.000 |
| Bali | 25.735 | 25.026 | 25.353 | 25.667 | 24.885 | 25.577 |
| Nusa Tenggara Barat | 28.192 | 28.346 | 28.346 | 28.346 | 28.500 | 29.000 |
| Nusa Tenggara Timur | 30.556 | 33.857 | 33.857 | 34.643 | 35.000 | 35.357 |
| Kalimantan Barat | 45.000 | 45.000 | 45.333 | 45.333 | 45.333 | 45.333 |
| Kalimantan Tengah | 19.900 | 20.556 | 20.556 | 20.556 | 20.556 | 20.889 |
| Kalimantan Selatan | 21.000 | 21.000 | 20.941 | 20.941 | 20.941 | 22.269 |
| Kalimantan Timur | 39.286 | 39.286 | 39.286 | 39.286 | 39.286 | 39.286 |
| Sulawesi Utara | 24.000 | 24.000 | 24.000 | 22.438 | 22.438 | 22.688 |
| Sulawesi Tengah | 35.227 | 34.500 | 30.357 | 29.375 | 29.375 | 29.167 |
| Sulawesi Selatan | 37.167 | 37.167 | 37.167 | 37.167 | 37.167 | 37.167 |
| Sulawesi Tenggara | 29.214 | 29.900 | 30.300 | 30.300 | 30.300 | 30.200 |
| Gorontalo | 22.778 | 22.778 | 24.188 | 24.188 | 24.188 | 24.813 |
| Sulawesi Barat | 40.571 | 50.250 | 38.000 | 37.857 | 37.500 | 38.333 |
| Maluku | 56.667 | 56.667 | 57.000 | 57.000 | 57.000 | 57.000 |
| Maluku Utara | 60.000 | 60.000 | 60.167 | 60.167 | 61.000 | 63.500 |
| Papua Barat | 25.833 | 25.000 | 25.000 | 25.000 | 25.000 | 25.000 |
| Papua | 58.333 | 55.714 | 52.857 | 52.857 | 51.667 | 51.429 |
| Nasional | 31.183 | 31.628 | 31.281 | 31.140 | 31.154 | 31.508 |

Tabel 4.8: Lanjutan

| Provinsi | Juli | Agustus | September | Oktober | November | Desember | Rata-rata |
|--------------------------|---------------|----------------|------------------|----------------|-----------------|-----------------|------------------|
| (1) | (8) | (9) | (10) | (11) | (12) | (13) | (14) |
| Nanggroe Aceh Darussalam | 29.250 | 29.250 | 29.250 | 29.250 | 29.250 | 29.250 | 29.250 |
| Sumatera Utara | 33.000 | 33.714 | 34.000 | 34.000 | 34.000 | 34.000 | 31.826 |
| Sumatera Barat | 33.778 | 34.333 | 36.556 | 35.700 | 35.700 | 35.700 | 34.763 |
| Riau | 23.214 | 23.214 | 23.214 | 21.917 | 22.700 | 20.250 | 23.419 |
| Jambi | 35.000 | 35.000 | 35.000 | 35.000 | 37.500 | 30.000 | 33.438 |
| Sumatera Selatan | 33.750 | 33.750 | 27.500 | 27.500 | 27.500 | 27.500 | 30.292 |
| Bengkulu | 26.625 | 26.625 | 26.625 | 27.875 | 26.625 | 27.667 | 25.978 |
| Lampung | 30.000 | 30.167 | 30.333 | 30.333 | 31.583 | 31.583 | 30.212 |
| Bangka Belitung | 16.667 | 16.667 | 16.667 | 16.667 | 16.667 | 16.667 | 16.611 |
| Kepulauan Riau | 33.667 | 33.667 | 33.667 | 33.667 | 33.667 | 33.667 | 33.611 |
| Jawa Barat | 19.179 | 20.860 | 20.929 | 20.929 | 21.083 | 21.773 | 19.777 |
| Jawa Tengah | 26.835 | 26.852 | 27.169 | 26.990 | 26.689 | 26.616 | 26.243 |
| D. I. Yogyakarta | 22.800 | 24.000 | 24.200 | 24.400 | 24.400 | 27.000 | 24.106 |
| Jawa Timur | 24.255 | 23.578 | 23.837 | 23.990 | 24.255 | 24.255 | 23.661 |
| Banten | 27.900 | 28.500 | 29.400 | 29.400 | 29.900 | 29.900 | 28.690 |
| Bali | 25.577 | 25.538 | 25.577 | 25.577 | 25.577 | 25.769 | 25.488 |
| Nusa Tenggara Barat | 30.250 | 30.250 | 30.500 | 29.611 | 29.556 | 29.556 | 29.204 |
| Nusa Tenggara Timur | 38.750 | 36.071 | 36.071 | 36.071 | 36.071 | 36.071 | 35.198 |
| Kalimantan Barat | 45.333 | 45.333 | 45.333 | 45.333 | 45.333 | 45.333 | 45.278 |
| Kalimantan Tengah | 20.429 | 20.429 | 20.429 | 20.429 | 20.600 | 20.600 | 20.494 |
| Kalimantan Selatan | 23.821 | 23.821 | 23.250 | 24.269 | 24.269 | 24.269 | 22.566 |
| Kalimantan Timur | 39.286 | 38.750 | 38.750 | 38.750 | 38.750 | 38.750 | 39.063 |
| Sulawesi Utara | 22.688 | 22.688 | 22.688 | 24.143 | 24.143 | 24.875 | 23.399 |
| Sulawesi Tengah | 29.167 | 29.167 | 29.444 | 29.444 | 29.444 | 29.444 | 30.343 |
| Sulawesi Selatan | 37.167 | 37.167 | 37.167 | 37.167 | 37.167 | 37.167 | 37.167 |
| Sulawesi Tenggara | 30.200 | 30.200 | 30.200 | 30.200 | 30.200 | 27.250 | 29.872 |
| Gorontalo | 24.688 | 24.688 | 28.125 | 29.357 | 29.667 | 31.333 | 25.899 |
| Sulawesi Barat | 40.000 | 40.000 | 39.000 | 39.000 | 39.000 | 39.000 | 39.876 |
| Maluku | 57.000 | 57.000 | 57.000 | 57.000 | 57.000 | 57.000 | 56.944 |
| Maluku Utara | 63.500 | 63.500 | 63.500 | 63.500 | 63.500 | 63.500 | 62.153 |
| Papua Barat | 25.000 | 25.000 | 25.000 | 25.000 | 25.000 | 25.000 | 25.069 |
| Papua | 48.333 | 48.333 | 48.333 | 48.333 | 47.500 | 47.500 | 50.933 |
| Nasional | 31.785 | 31.816 | 31.835 | 31.900 | 32.009 | 31.820 | 31.588 |

Tabel 4.9
Harga Konsumen Pedesaan Kelompok Sandang Pria, 2008
Kaos Oblong/Polos (Rp/Helai)

| Provinsi | Januari | Februari | Maret | April | Mei | Juni |
|--------------------------|---------------|---------------|---------------|---------------|---------------|---------------|
| (1) | (2) | (3) | (4) | (5) | (6) | (7) |
| Nanggroe Aceh Darussalam | 31.000 | 30.091 | 30.091 | 30.545 | 31.909 | 33.091 |
| Sumatera Utara | 22.132 | 25.083 | 23.944 | 24.632 | 24.500 | 24.575 |
| Sumatera Barat | 19.556 | 19.909 | 22.700 | 26.100 | 26.600 | 26.800 |
| Riau | 25.143 | 25.143 | 23.222 | 19.625 | 19.625 | 18.857 |
| Jambi | 30.900 | 25.444 | 25.444 | 27.286 | 27.286 | 25.875 |
| Sumatera Selatan | 17.179 | 17.533 | 17.406 | 17.094 | 17.094 | 17.094 |
| Bengkulu | 21.500 | 25.000 | 25.714 | 25.714 | 25.714 | 26.429 |
| Lampung | 13.167 | 13.938 | 14.813 | 14.875 | 14.438 | 14.563 |
| Bangka Belitung | 28.050 | 28.822 | 28.822 | 28.722 | 28.722 | 28.822 |
| Kepulauan Riau | 22.400 | 22.333 | 22.333 | 22.333 | 20.500 | 21.750 |
| Jawa Barat | 14.122 | 13.920 | 13.602 | 13.465 | 13.441 | 13.318 |
| Jawa Tengah | 16.269 | 16.067 | 16.187 | 16.254 | 16.445 | 16.849 |
| D. I. Yogyakarta | 13.000 | 14.900 | 15.750 | 15.556 | 15.556 | 15.833 |
| Jawa Timur | 15.292 | 15.423 | 15.581 | 15.463 | 15.457 | 15.605 |
| Banten | 19.571 | 19.308 | 20.286 | 19.813 | 19.933 | 20.067 |
| Bali | 14.875 | 15.923 | 16.538 | 16.538 | 16.923 | 17.500 |
| Nusa Tenggara Barat | 22.083 | 21.500 | 21.500 | 21.313 | 20.556 | 20.667 |
| Nusa Tenggara Timur | 27.300 | 27.188 | 26.842 | 26.556 | 26.471 | 26.471 |
| Kalimantan Barat | 23.269 | 23.167 | 23.167 | 24.600 | 26.100 | 27.600 |
| Kalimantan Tengah | 18.115 | 18.321 | 18.679 | 18.750 | 18.750 | 20.500 |
| Kalimantan Selatan | 15.875 | 15.875 | 15.778 | 15.950 | 17.455 | 19.542 |
| Kalimantan Timur | 36.300 | 30.389 | 32.222 | 33.575 | 33.750 | 34.958 |
| Sulawesi Utara | 22.143 | 22.778 | 22.778 | 22.750 | 23.000 | 23.300 |
| Sulawesi Tengah | 21.974 | 22.237 | 21.765 | 22.500 | 22.917 | 23.194 |
| Sulawesi Selatan | 19.594 | 19.971 | 22.750 | 22.750 | 22.472 | 22.472 |
| Sulawesi Tenggara | 28.125 | 27.000 | 26.684 | 27.800 | 27.471 | 29.429 |
| Gorontalo | 23.056 | 23.750 | 24.688 | 25.313 | 25.313 | 25.313 |
| Sulawesi Barat | 23.350 | 25.500 | 22.818 | 21.000 | 21.444 | 22.000 |
| Maluku | 27.222 | 27.000 | 27.000 | 27.000 | 28.000 | 28.000 |
| Maluku Utara | 29.250 | 29.250 | 28.125 | 32.188 | 30.357 | 30.357 |
| Papua Barat | 27.000 | 27.500 | 27.500 | 29.000 | 29.000 | 28.750 |
| Papua | 32.143 | 28.000 | 29.583 | 27.273 | 26.750 | 27.583 |
| Nasional | 22.530 | 22.446 | 22.635 | 22.885 | 22.936 | 23.349 |

Tabel 4.9: Lanjutan

| Provinsi | Juli | Agustus | September | Oktober | November | Desember | Rata-rata |
|--------------------------|---------------|----------------|------------------|----------------|-----------------|-----------------|------------------|
| (1) | (8) | (9) | (10) | (11) | (12) | (13) | (14) |
| Nanggroe Aceh Darussalam | 34.455 | 35.364 | 36.273 | 37.818 | 37.818 | 37.818 | 33.856 |
| Sumatera Utara | 24.700 | 25.250 | 26.225 | 26.300 | 26.300 | 27.700 | 25.112 |
| Sumatera Barat | 26.800 | 27.800 | 28.300 | 22.800 | 22.800 | 22.000 | 24.347 |
| Riau | 19.500 | 19.571 | 21.500 | 21.500 | 21.500 | 21.500 | 21.391 |
| Jambi | 25.875 | 26.250 | 26.250 | 26.250 | 26.250 | 26.250 | 26.613 |
| Sumatera Selatan | 16.594 | 16.594 | 14.833 | 14.833 | 15.167 | 15.167 | 16.382 |
| Bengkulu | 26.429 | 26.429 | 26.429 | 25.714 | 25.714 | 25.714 | 25.542 |
| Lampung | 14.563 | 15.063 | 16.313 | 16.563 | 17.500 | 16.429 | 15.185 |
| Bangka Belitung | 29.044 | 29.044 | 30.140 | 30.140 | 33.031 | 33.954 | 29.776 |
| Kepulauan Riau | 21.750 | 21.750 | 26.000 | 27.250 | 27.250 | 26.333 | 23.499 |
| Jawa Barat | 13.504 | 13.523 | 13.995 | 13.884 | 13.838 | 13.935 | 13.712 |
| Jawa Tengah | 16.818 | 16.818 | 16.920 | 17.026 | 17.000 | 16.979 | 16.636 |
| D. I. Yogyakarta | 17.056 | 16.250 | 16.750 | 16.750 | 17.050 | 17.050 | 15.958 |
| Jawa Timur | 15.859 | 16.047 | 16.135 | 16.234 | 16.372 | 16.372 | 15.820 |
| Banten | 20.333 | 20.867 | 21.067 | 20.733 | 20.733 | 20.733 | 20.287 |
| Bali | 18.250 | 18.250 | 18.417 | 18.542 | 18.542 | 18.136 | 17.370 |
| Nusa Tenggara Barat | 20.667 | 21.222 | 21.222 | 21.222 | 21.556 | 21.556 | 21.255 |
| Nusa Tenggara Timur | 27.132 | 27.721 | 27.721 | 27.559 | 27.559 | 29.156 | 27.306 |
| Kalimantan Barat | 27.600 | 27.600 | 27.850 | 27.850 | 27.850 | 28.850 | 26.292 |
| Kalimantan Tengah | 20.813 | 21.033 | 21.179 | 21.179 | 21.143 | 21.143 | 19.967 |
| Kalimantan Selatan | 18.308 | 17.893 | 18.156 | 19.000 | 18.929 | 17.636 | 17.533 |
| Kalimantan Timur | 34.500 | 34.500 | 34.591 | 34.591 | 34.591 | 35.500 | 34.122 |
| Sulawesi Utara | 23.750 | 22.750 | 22.750 | 23.409 | 23.409 | 25.188 | 23.167 |
| Sulawesi Tengah | 23.194 | 23.333 | 23.611 | 23.611 | 23.750 | 24.306 | 23.033 |
| Sulawesi Selatan | 22.605 | 22.605 | 23.132 | 23.722 | 21.083 | 21.083 | 22.020 |
| Sulawesi Tenggara | 26.667 | 26.667 | 27.917 | 27.917 | 27.917 | 27.500 | 27.591 |
| Gorontalo | 27.500 | 26.250 | 25.417 | 28.333 | 30.000 | 30.000 | 26.244 |
| Sulawesi Barat | 22.556 | 22.556 | 23.556 | 24.667 | 25.556 | 26.111 | 23.426 |
| Maluku | 28.333 | 29.167 | 29.167 | 30.000 | 30.000 | 30.000 | 28.407 |
| Maluku Utara | 30.357 | 30.357 | 30.357 | 30.357 | 30.357 | 33.500 | 30.401 |
| Papua Barat | 30.000 | 31.250 | 32.000 | 31.250 | 31.250 | 31.250 | 29.646 |
| Papua | 27.214 | 27.214 | 27.214 | 27.214 | 27.385 | 28.636 | 28.018 |
| Nasional | 23.523 | 23.656 | 24.106 | 24.194 | 24.350 | 24.609 | 23.435 |

Tabel 4.10
Harga Konsumen Pedesaan Kelompok Sandang Pria, 2008
Sarung Batik (Rp/Helai)

| Provinsi | Januari | Februari | Maret | April | Mei | Juni |
|--------------------------|---------------|---------------|---------------|---------------|---------------|---------------|
| (1) | (2) | (3) | (4) | (5) | (6) | (7) |
| Nanggroe Aceh Darussalam | 36.667 | 37.353 | 37.529 | 37.059 | 37.353 | 38.059 |
| Sumatera Utara | 30.071 | 29.786 | 29.167 | 27.536 | 27.536 | 28.769 |
| Sumatera Barat | 29.706 | 32.000 | 31.375 | 31.375 | 31.735 | 32.206 |
| Riau | 27.722 | 26.950 | 27.438 | 28.063 | 28.643 | 29.357 |
| Jambi | 42.625 | 42.625 | 42.889 | 46.571 | 46.571 | 47.143 |
| Sumatera Selatan | 32.250 | 36.500 | 36.286 | 36.286 | 36.286 | 33.900 |
| Bengkulu | 30.583 | 31.833 | 31.833 | 31.833 | 31.917 | 33.455 |
| Lampung | 31.100 | 31.600 | 31.600 | 31.600 | 31.600 | 31.600 |
| Bangka Belitung | 44.167 | 42.857 | 42.857 | 42.857 | 42.857 | 42.857 |
| Kepulauan Riau | 29.833 | 32.250 | 32.250 | 32.250 | 30.800 | 31.800 |
| Jawa Barat | 33.907 | 33.850 | 34.167 | 34.758 | 36.034 | 36.444 |
| Jawa Tengah | 33.014 | 32.789 | 32.681 | 33.012 | 33.650 | 34.193 |
| D. I. Yogyakarta | 31.583 | 33.500 | 33.900 | 33.900 | 33.900 | 34.600 |
| Jawa Timur | 37.941 | 38.330 | 38.809 | 40.282 | 40.393 | 40.868 |
| Banten | 49.429 | 54.333 | 54.333 | 54.333 | 63.000 | 64.250 |
| Bali | 38.500 | 41.688 | 40.944 | 40.550 | 40.700 | 40.182 |
| Nusa Tenggara Barat | 35.900 | 35.500 | 35.500 | 35.400 | 34.000 | 37.700 |
| Nusa Tenggara Timur | 40.133 | 41.467 | 38.167 | 37.737 | 37.211 | 37.211 |
| Kalimantan Barat | 54.818 | 57.000 | 57.000 | 57.000 | 57.000 | 57.000 |
| Kalimantan Tengah | 39.088 | 38.306 | 41.559 | 41.559 | 41.676 | 41.605 |
| Kalimantan Selatan | 26.583 | 26.583 | 27.071 | 27.071 | 27.938 | 31.875 |
| Kalimantan Timur | 51.556 | 51.556 | 51.556 | 51.556 | 51.556 | 53.167 |
| Sulawesi Utara | 37.857 | 37.857 | 37.857 | 37.857 | 37.857 | 37.857 |
| Sulawesi Tengah | 27.045 | 27.381 | 27.850 | 34.381 | 33.727 | 34.409 |
| Sulawesi Selatan | 25.333 | 24.077 | 25.571 | 25.571 | 26.188 | 26.313 |
| Sulawesi Tenggara | 26.731 | 26.333 | 26.250 | 26.810 | 27.182 | 28.263 |
| Gorontalo | 25.818 | 24.500 | 26.250 | 26.429 | 26.429 | 27.857 |
| Sulawesi Barat | 25.500 | 26.176 | 25.824 | 25.389 | 24.786 | 26.000 |
| Maluku | 34.000 | 31.667 | 32.500 | 32.500 | 32.500 | 32.500 |
| Maluku Utara | 37.500 | 37.500 | 38.125 | 38.125 | 38.125 | 38.438 |
| Papua Barat | 29.000 | 29.000 | 29.000 | 29.000 | 29.000 | 30.000 |
| Papua | 44.000 | 44.000 | 44.300 | 44.300 | 44.300 | 44.300 |
| Nasional | 34.999 | 35.536 | 35.701 | 36.030 | 36.327 | 37.006 |

Tabel 4.10: Lanjutan

| Provinsi | Juli | Agustus | September | Oktober | November | Desember | Rata-rata |
|--------------------------|---------------|----------------|------------------|----------------|-----------------|-----------------|------------------|
| (1) | (8) | (9) | (10) | (11) | (12) | (13) | (14) |
| Nanggroe Aceh Darussalam | 40.563 | 40.563 | 41.688 | 41.688 | 41.688 | 44.615 | 39.569 |
| Sumatera Utara | 28.923 | 28.923 | 29.846 | 29.846 | 29.846 | 31.538 | 29.316 |
| Sumatera Barat | 31.806 | 32.028 | 32.917 | 33.444 | 31.357 | 31.357 | 31.775 |
| Riau | 29.643 | 27.444 | 25.875 | 26.500 | 26.500 | 26.500 | 27.553 |
| Jambi | 48.143 | 48.857 | 50.286 | 48.857 | 48.857 | 52.833 | 47.188 |
| Sumatera Selatan | 33.091 | 33.091 | 30.462 | 30.462 | 32.000 | 32.000 | 33.551 |
| Bengkulu | 34.364 | 35.045 | 35.045 | 35.727 | 35.727 | 36.800 | 33.680 |
| Lampung | 31.600 | 31.600 | 31.900 | 31.900 | 33.400 | 33.400 | 31.908 |
| Bangka Belitung | 42.857 | 42.857 | 41.875 | 41.875 | 41.875 | 41.875 | 42.639 |
| Kepulauan Riau | 31.800 | 31.800 | 32.800 | 33.400 | 32.800 | 35.500 | 32.274 |
| Jawa Barat | 36.981 | 37.404 | 33.660 | 34.146 | 34.354 | 34.109 | 34.985 |
| Jawa Tengah | 34.373 | 34.587 | 35.247 | 36.595 | 35.471 | 35.573 | 34.265 |
| D. I. Yogyakarta | 34.600 | 34.600 | 34.600 | 34.600 | 34.600 | 34.600 | 34.082 |
| Jawa Timur | 41.560 | 41.634 | 42.455 | 42.491 | 42.491 | 42.491 | 40.812 |
| Banten | 66.250 | 68.750 | 68.750 | 68.750 | 68.750 | 68.750 | 62.473 |
| Bali | 40.636 | 41.909 | 41.909 | 41.909 | 42.600 | 35.600 | 40.594 |
| Nusa Tenggara Barat | 40.367 | 40.367 | 41.933 | 41.933 | 42.067 | 42.067 | 38.561 |
| Nusa Tenggara Timur | 40.118 | 39.353 | 39.353 | 40.824 | 40.824 | 41.294 | 39.474 |
| Kalimantan Barat | 57.000 | 57.000 | 58.000 | 58.500 | 58.500 | 58.500 | 57.277 |
| Kalimantan Tengah | 41.605 | 44.813 | 45.133 | 44.133 | 44.133 | 44.133 | 42.312 |
| Kalimantan Selatan | 32.222 | 32.222 | 32.000 | 31.900 | 31.438 | 30.417 | 29.777 |
| Kalimantan Timur | 53.167 | 53.167 | 54.833 | 54.833 | 54.833 | 54.833 | 53.051 |
| Sulawesi Utara | 37.857 | 37.857 | 37.857 | 37.857 | 37.857 | 37.857 | 37.857 |
| Sulawesi Tengah | 35.000 | 35.000 | 35.227 | 35.364 | 34.909 | 34.909 | 32.934 |
| Sulawesi Selatan | 26.824 | 26.625 | 27.063 | 27.219 | 27.133 | 27.286 | 26.267 |
| Sulawesi Tenggara | 26.875 | 27.333 | 27.333 | 27.333 | 27.667 | 29.600 | 27.309 |
| Gorontalo | 26.000 | 26.000 | 26.429 | 29.167 | 28.250 | 28.750 | 26.823 |
| Sulawesi Barat | 26.059 | 26.059 | 26.438 | 26.438 | 26.438 | 26.438 | 25.962 |
| Maluku | 32.500 | 35.000 | 36.000 | 36.000 | 36.000 | 36.000 | 33.931 |
| Maluku Utara | 38.438 | 38.438 | 38.438 | 38.438 | 38.438 | 37.917 | 38.160 |
| Papua Barat | 30.000 | 30.000 | 32.000 | 32.000 | 32.000 | 32.000 | 30.250 |
| Papua | 44.300 | 44.300 | 44.300 | 44.300 | 44.300 | 44.300 | 44.250 |
| Nasional | 37.360 | 37.645 | 37.864 | 38.076 | 38.034 | 38.245 | 36.902 |

Tabel 4.11
Harga Konsumen Pedesaan Kelompok Sandang Pria, 2008
Peci/Kopiah (Rp/Buah)

| Provinsi | Januari | Februari | Maret | April | Mei | Juni |
|--------------------------|---------------|---------------|---------------|---------------|---------------|---------------|
| (1) | (2) | (3) | (4) | (5) | (6) | (7) |
| Nanggroe Aceh Darussalam | 23.875 | 22.333 | 21.800 | 20.889 | 20.889 | 21.000 |
| Sumatera Utara | 25.714 | 25.333 | 25.357 | 25.286 | 25.308 | 26.577 |
| Sumatera Barat | 31.045 | 31.269 | 31.462 | 31.462 | 32.107 | 32.967 |
| Riau | 23.250 | 22.615 | 22.615 | 23.231 | 23.231 | 23.500 |
| Jambi | 23.273 | 23.818 | 24.727 | 24.909 | 24.900 | 24.727 |
| Sumatera Selatan | 21.556 | 21.600 | 22.200 | 22.182 | 22.182 | 21.556 |
| Bengkulu | 21.125 | 21.125 | 21.125 | 21.375 | 21.375 | 22.591 |
| Lampung | 24.000 | 23.154 | 23.154 | 23.792 | 23.792 | 23.792 |
| Bangka Belitung | 17.250 | 16.571 | 16.929 | 17.143 | 16.167 | 16.667 |
| Kepulauan Riau | 26.625 | 25.429 | 25.429 | 25.429 | 26.625 | 27.250 |
| Jawa Barat | 18.431 | 19.320 | 19.571 | 19.526 | 19.370 | 21.037 |
| Jawa Tengah | 17.512 | 17.141 | 17.196 | 17.088 | 17.205 | 17.441 |
| D. I. Yogyakarta | 13.486 | 13.590 | 14.718 | 13.355 | 13.355 | 13.582 |
| Jawa Timur | 22.856 | 22.896 | 22.354 | 22.199 | 22.238 | 22.271 |
| Banten | 25.429 | 26.857 | 27.500 | 24.857 | 24.077 | 24.462 |
| Bali | 13.000 | 13.000 | 13.000 | 13.000 | 13.000 | 14.750 |
| Nusa Tenggara Barat | 20.714 | 19.167 | 19.167 | 19.167 | 18.808 | 19.429 |
| Nusa Tenggara Timur | 16.889 | 15.875 | 15.800 | 15.800 | 15.800 | 15.800 |
| Kalimantan Barat | 18.577 | 18.208 | 18.346 | 19.458 | 20.269 | 20.269 |
| Kalimantan Tengah | 19.857 | 20.267 | 20.000 | 20.143 | 20.200 | 20.733 |
| Kalimantan Selatan | 15.955 | 15.955 | 15.955 | 16.409 | 17.125 | 17.500 |
| Kalimantan Timur | 24.667 | 25.556 | 26.500 | 27.273 | 27.500 | 27.667 |
| Sulawesi Utara | 28.400 | 28.400 | 28.400 | 27.400 | 27.400 | 27.400 |
| Sulawesi Tengah | 21.833 | 21.278 | 21.438 | 21.647 | 21.941 | 21.941 |
| Sulawesi Selatan | 23.250 | 24.000 | 25.000 | 24.455 | 23.545 | 23.818 |
| Sulawesi Tenggara | 20.326 | 19.000 | 18.609 | 18.684 | 18.500 | 19.118 |
| Gorontalo | 31.000 | 31.000 | 22.750 | 22.750 | 22.750 | 20.214 |
| Sulawesi Barat | 20.182 | 20.750 | 20.286 | 23.286 | 23.538 | 23.286 |
| Maluku | 29.286 | 31.875 | 31.875 | 31.875 | 32.500 | 32.500 |
| Maluku Utara | 29.091 | 29.091 | 28.750 | 31.000 | 27.500 | 28.125 |
| Papua Barat | 23.750 | 26.667 | 26.667 | 23.750 | 23.750 | 23.750 |
| Papua | 23.333 | 23.750 | 21.000 | 23.333 | 23.750 | 24.375 |
| Nasional | 22.361 | 22.403 | 22.177 | 22.255 | 22.209 | 22.503 |

Tabel 4.11: Lanjutan

| Provinsi | Juli | Agustus | September | Oktober | November | Desember | Rata-rata |
|--------------------------|---------------|----------------|------------------|----------------|-----------------|-----------------|------------------|
| (1) | (8) | (9) | (10) | (11) | (12) | (13) | (14) |
| Nanggroe Aceh Darussalam | 21.500 | 21.500 | 22.500 | 22.200 | 22.200 | 22.125 | 21.901 |
| Sumatera Utara | 26.769 | 26.769 | 27.769 | 27.769 | 27.769 | 27.769 | 26.516 |
| Sumatera Barat | 32.967 | 33.300 | 34.767 | 35.300 | 34.967 | 34.962 | 33.048 |
| Riau | 24.333 | 24.577 | 24.964 | 25.500 | 27.273 | 27.273 | 24.364 |
| Jambi | 25.182 | 25.500 | 26.000 | 26.000 | 26.000 | 26.000 | 25.086 |
| Sumatera Selatan | 21.000 | 21.000 | 22.400 | 22.400 | 22.600 | 22.600 | 21.940 |
| Bengkulu | 23.500 | 23.500 | 23.500 | 23.500 | 23.500 | 26.500 | 22.726 |
| Lampung | 23.792 | 24.792 | 25.773 | 25.708 | 25.708 | 25.318 | 24.398 |
| Bangka Belitung | 17.111 | 17.111 | 19.400 | 19.500 | 23.083 | 23.333 | 18.355 |
| Kepulauan Riau | 27.250 | 27.250 | 26.857 | 26.000 | 26.375 | 27.571 | 26.507 |
| Jawa Barat | 21.083 | 21.228 | 22.142 | 22.262 | 22.390 | 22.819 | 20.765 |
| Jawa Tengah | 17.273 | 17.491 | 17.632 | 18.417 | 18.430 | 18.484 | 17.609 |
| D. I. Yogyakarta | 13.627 | 13.627 | 14.091 | 14.091 | 14.364 | 14.364 | 13.854 |
| Jawa Timur | 22.388 | 22.464 | 23.072 | 23.145 | 23.250 | 23.250 | 22.699 |
| Banten | 24.385 | 24.385 | 25.615 | 25.615 | 25.615 | 26.385 | 25.432 |
| Bali | 14.750 | 14.750 | 14.750 | 14.750 | 14.750 | 15.500 | 14.083 |
| Nusa Tenggara Barat | 20.071 | 20.071 | 20.071 | 20.071 | 20.071 | 21.500 | 19.859 |
| Nusa Tenggara Timur | 18.250 | 18.500 | 18.500 | 18.300 | 18.300 | 21.250 | 17.422 |
| Kalimantan Barat | 20.269 | 20.269 | 20.269 | 20.292 | 20.292 | 20.292 | 19.734 |
| Kalimantan Tengah | 21.857 | 22.385 | 22.385 | 22.167 | 22.167 | 22.167 | 21.194 |
| Kalimantan Selatan | 16.864 | 17.636 | 17.538 | 17.500 | 17.500 | 16.000 | 16.828 |
| Kalimantan Timur | 27.667 | 27.667 | 28.333 | 28.500 | 28.500 | 28.917 | 27.395 |
| Sulawesi Utara | 28.000 | 28.000 | 28.000 | 28.000 | 28.000 | 22.500 | 27.492 |
| Sulawesi Tengah | 21.941 | 21.941 | 21.941 | 21.556 | 21.556 | 21.556 | 21.714 |
| Sulawesi Selatan | 23.615 | 24.071 | 25.143 | 25.071 | 27.167 | 27.167 | 24.692 |
| Sulawesi Tenggara | 20.500 | 20.714 | 20.714 | 20.714 | 20.857 | 21.364 | 19.925 |
| Gorontalo | 21.643 | 22.000 | 22.000 | 19.857 | 18.167 | 18.167 | 22.691 |
| Sulawesi Barat | 23.143 | 23.143 | 24.267 | 24.429 | 24.429 | 24.429 | 22.930 |
| Maluku | 32.500 | 25.833 | 26.667 | 26.667 | 26.667 | 26.667 | 29.576 |
| Maluku Utara | 28.125 | 28.125 | 28.125 | 28.125 | 28.125 | 29.286 | 28.622 |
| Papua Barat | 23.750 | 23.750 | 23.750 | 23.750 | 23.750 | 23.750 | 24.236 |
| Papua | 25.000 | 24.444 | 25.000 | 25.000 | 25.000 | 24.375 | 24.030 |
| Nasional | 22.816 | 22.744 | 23.248 | 23.192 | 23.401 | 23.551 | 22.738 |

Tabel 4.12
Harga Konsumen Pedesaan Kelompok Sandang Pria, 2008
Kaos Kaki Dewasa (Rp/Pasang)

| Provinsi | Januari | Februari | Maret | April | Mei | Juni |
|--------------------------|--------------|--------------|--------------|--------------|--------------|--------------|
| (1) | (2) | (3) | (4) | (5) | (6) | (7) |
| Nanggroe Aceh Darussalam | 13.182 | 13.182 | 13.364 | 12.800 | 12.800 | 13.000 |
| Sumatera Utara | 7.324 | 8.132 | 8.139 | 8.167 | 8.361 | 8.806 |
| Sumatera Barat | 8.500 | 8.324 | 8.625 | 8.563 | 8.563 | 9.000 |
| Riau | 9.000 | 9.000 | 10.318 | 10.818 | 10.818 | 10.818 |
| Jambi | 8.357 | 8.688 | 8.278 | 8.350 | 8.350 | 8.150 |
| Sumatera Selatan | 9.045 | 9.458 | 9.654 | 9.273 | 9.273 | 9.750 |
| Bengkulu | 8.000 | 7.611 | 7.833 | 7.833 | 7.833 | 7.600 |
| Lampung | 11.500 | 10.955 | 10.955 | 10.955 | 11.182 | 11.182 |
| Bangka Belitung | 9.429 | 9.750 | 9.750 | 9.750 | 9.556 | 9.500 |
| Kepulauan Riau | 7.333 | 5.750 | 5.800 | 6.800 | 6.800 | 7.400 |
| Jawa Barat | 9.605 | 9.641 | 9.732 | 9.510 | 9.569 | 9.445 |
| Jawa Tengah | 7.805 | 7.786 | 7.796 | 7.796 | 7.865 | 8.075 |
| D. I. Yogyakarta | 8.550 | 8.636 | 8.333 | 8.364 | 8.364 | 8.364 |
| Jawa Timur | 9.035 | 9.072 | 9.087 | 9.216 | 9.313 | 9.299 |
| Banten | 9.450 | 10.222 | 10.556 | 11.250 | 11.591 | 11.773 |
| Bali | 9.036 | 9.100 | 8.403 | 8.903 | 8.926 | 9.059 |
| Nusa Tenggara Barat | 14.714 | 12.722 | 12.722 | 12.722 | 12.083 | 9.458 |
| Nusa Tenggara Timur | 10.422 | 10.338 | 10.153 | 10.013 | 10.013 | 10.125 |
| Kalimantan Barat | 7.292 | 6.864 | 6.917 | 7.182 | 8.250 | 8.077 |
| Kalimantan Tengah | 10.100 | 11.636 | 12.200 | 12.200 | 12.364 | 12.417 |
| Kalimantan Selatan | 6.250 | 6.250 | 6.250 | 6.250 | 6.450 | 6.550 |
| Kalimantan Timur | 15.000 | 16.111 | 14.667 | 14.591 | 14.591 | 14.955 |
| Sulawesi Utara | 8.773 | 8.773 | 8.773 | 8.708 | 8.708 | 8.750 |
| Sulawesi Tengah | 8.472 | 8.725 | 9.000 | 9.625 | 9.389 | 9.500 |
| Sulawesi Selatan | 7.250 | 7.833 | 9.625 | 10.286 | 9.625 | 9.625 |
| Sulawesi Tenggara | 7.735 | 7.733 | 6.600 | 6.885 | 6.750 | 7.000 |
| Gorontalo | 8.219 | 6.929 | 7.778 | 7.556 | 7.556 | 7.300 |
| Sulawesi Barat | 6.500 | 6.000 | 7.100 | 7.750 | 8.333 | 8.611 |
| Maluku | 8.583 | 9.077 | 9.000 | 9.042 | 9.208 | 9.208 |
| Maluku Utara | 13.958 | 13.958 | 14.038 | 16.591 | 16.389 | 16.389 |
| Papua Barat | 10.714 | 10.600 | 10.600 | 11.333 | 11.333 | 12.167 |
| Papua | 11.250 | 12.550 | 12.958 | 12.773 | 11.292 | 11.864 |
| Nasional | 9.387 | 9.419 | 9.531 | 9.745 | 9.734 | 9.788 |

Tabel 4.12: Lanjutan

| Provinsi | Juli | Agustus | September | Oktober | November | Desember | Rata-rata |
|--------------------------|--------------|----------------|------------------|----------------|-----------------|-----------------|------------------|
| (1) | (8) | (9) | (10) | (11) | (12) | (13) | (14) |
| Nanggroe Aceh Darussalam | 13.000 | 13.000 | 13.200 | 13.600 | 13.600 | 14.500 | 13.269 |
| Sumatera Utara | 8.647 | 8.676 | 8.794 | 8.794 | 8.794 | 8.853 | 8.457 |
| Sumatera Barat | 9.125 | 9.219 | 9.176 | 9.294 | 9.375 | 9.500 | 8.939 |
| Riau | 10.500 | 9.636 | 14.000 | 14.667 | 11.300 | 11.300 | 11.015 |
| Jambi | 8.350 | 8.350 | 8.350 | 8.350 | 8.350 | 8.167 | 8.341 |
| Sumatera Selatan | 10.458 | 10.458 | 10.231 | 10.231 | 10.231 | 10.231 | 9.858 |
| Bengkulu | 8.100 | 8.300 | 8.800 | 8.800 | 8.800 | 9.714 | 8.269 |
| Lampung | 11.182 | 11.182 | 9.278 | 11.182 | 10.818 | 11.400 | 10.981 |
| Bangka Belitung | 9.833 | 9.833 | 9.700 | 9.778 | 11.682 | 12.045 | 10.050 |
| Kepulauan Riau | 7.400 | 7.400 | 9.400 | 9.400 | 9.400 | 10.000 | 7.740 |
| Jawa Barat | 9.710 | 9.738 | 9.615 | 9.808 | 9.821 | 9.947 | 9.678 |
| Jawa Tengah | 8.026 | 8.048 | 8.006 | 8.108 | 8.075 | 8.188 | 7.964 |
| D. I. Yogyakarta | 8.500 | 8.500 | 8.500 | 8.500 | 8.727 | 8.375 | 8.476 |
| Jawa Timur | 9.278 | 9.289 | 9.275 | 9.311 | 9.365 | 9.365 | 9.242 |
| Banten | 11.591 | 11.818 | 11.818 | 11.818 | 11.818 | 11.818 | 11.294 |
| Bali | 9.559 | 9.618 | 9.618 | 10.000 | 10.000 | 10.029 | 9.354 |
| Nusa Tenggara Barat | 9.667 | 9.667 | 9.667 | 9.667 | 9.750 | 9.750 | 11.049 |
| Nusa Tenggara Timur | 10.191 | 10.368 | 10.368 | 10.353 | 10.353 | 10.353 | 10.254 |
| Kalimantan Barat | 8.000 | 8.000 | 8.115 | 7.792 | 7.792 | 7.792 | 7.673 |
| Kalimantan Tengah | 12.833 | 12.833 | 12.636 | 12.636 | 12.636 | 12.636 | 12.261 |
| Kalimantan Selatan | 6.409 | 6.550 | 10.955 | 10.955 | 10.955 | 11.550 | 7.948 |
| Kalimantan Timur | 14.955 | 14.955 | 14.182 | 14.182 | 14.182 | 14.182 | 14.713 |
| Sulawesi Utara | 7.800 | 8.050 | 8.050 | 8.250 | 8.250 | 7.786 | 8.389 |
| Sulawesi Tengah | 9.500 | 9.263 | 9.263 | 9.263 | 9.395 | 9.395 | 9.233 |
| Sulawesi Selatan | 9.222 | 9.222 | 9.222 | 9.222 | 9.750 | 9.750 | 9.219 |
| Sulawesi Tenggara | 7.227 | 7.227 | 7.227 | 7.227 | 7.227 | 6.950 | 7.149 |
| Gorontalo | 7.400 | 8.400 | 6.400 | 7.100 | 7.333 | 7.333 | 7.442 |
| Sulawesi Barat | 8.056 | 8.056 | 8.222 | 8.063 | 7.722 | 7.722 | 7.678 |
| Maluku | 9.208 | 8.917 | 8.917 | 8.917 | 8.917 | 8.917 | 8.993 |
| Maluku Utara | 16.389 | 16.389 | 16.389 | 16.389 | 16.389 | 16.563 | 15.819 |
| Papua Barat | 12.167 | 12.167 | 12.167 | 11.333 | 11.333 | 11.333 | 11.437 |
| Papua | 12.318 | 12.542 | 12.542 | 12.542 | 12.318 | 12.250 | 12.266 |
| Nasional | 9.831 | 9.865 | 10.065 | 10.173 | 10.139 | 10.240 | 9.827 |

Tabel 4.13
Harga Konsumen Pedesaan Kelompok Sandang Pria, 2008
Celana Dalam (Rp/Helai)

| Provinsi | Januari | Februari | Maret | April | Mei | Juni |
|--------------------------|---------------|---------------|---------------|---------------|---------------|---------------|
| (1) | (2) | (3) | (4) | (5) | (6) | (7) |
| Nanggroe Aceh Darussalam | 12.000 | 12.667 | 11.833 | 11.900 | 11.800 | 11.800 |
| Sumatera Utara | 10.618 | 10.725 | 10.825 | 10.976 | 10.750 | 10.977 |
| Sumatera Barat | 9.591 | 9.458 | 10.091 | 10.375 | 10.231 | 10.308 |
| Riau | 11.600 | 11.800 | 11.350 | 10.611 | 11.550 | 11.750 |
| Jambi | 9.050 | 9.389 | 9.500 | 9.545 | 9.818 | 9.818 |
| Sumatera Selatan | 14.038 | 13.708 | 13.000 | 13.455 | 13.455 | 13.455 |
| Bengkulu | 11.875 | 12.125 | 12.042 | 12.125 | 12.125 | 12.292 |
| Lampung | 13.050 | 13.364 | 13.364 | 13.364 | 13.364 | 13.545 |
| Bangka Belitung | 9.750 | 9.591 | 9.591 | 9.864 | 9.654 | 9.846 |
| Kepulauan Riau | 11.333 | 11.000 | 11.000 | 11.000 | 11.000 | 11.400 |
| Jawa Barat | 10.369 | 10.229 | 10.202 | 10.347 | 10.440 | 10.596 |
| Jawa Tengah | 9.368 | 9.290 | 9.286 | 9.418 | 9.439 | 9.535 |
| D. I. Yogyakarta | 10.357 | 9.125 | 9.250 | 9.464 | 9.464 | 9.500 |
| Jawa Timur | 8.551 | 8.564 | 8.424 | 8.352 | 8.403 | 8.523 |
| Banten | 12.667 | 12.333 | 12.538 | 12.286 | 12.615 | 12.692 |
| Bali | 8.600 | 9.300 | 9.933 | 10.133 | 9.885 | 10.346 |
| Nusa Tenggara Barat | 9.100 | 8.909 | 8.909 | 8.909 | 9.000 | 10.667 |
| Nusa Tenggara Timur | 9.667 | 9.400 | 9.034 | 8.880 | 9.226 | 9.188 |
| Kalimantan Barat | 8.500 | 9.375 | 8.778 | 8.778 | 8.833 | 8.917 |
| Kalimantan Tengah | 9.375 | 8.731 | 8.875 | 8.958 | 9.042 | 9.538 |
| Kalimantan Selatan | 7.688 | 8.000 | 7.455 | 7.455 | 7.500 | 7.781 |
| Kalimantan Timur | 10.773 | 10.708 | 10.591 | 10.591 | 10.591 | 10.955 |
| Sulawesi Utara | 8.111 | 8.111 | 8.111 | 7.800 | 7.800 | 7.800 |
| Sulawesi Tengah | 9.611 | 9.900 | 10.316 | 10.947 | 10.947 | 10.947 |
| Sulawesi Selatan | 12.083 | 10.889 | 11.300 | 11.300 | 11.500 | 11.182 |
| Sulawesi Tenggara | 10.271 | 9.214 | 8.986 | 9.718 | 9.221 | 8.888 |
| Gorontalo | 10.100 | 9.667 | 9.667 | 9.667 | 9.667 | 9.200 |
| Sulawesi Barat | 10.000 | 9.909 | 11.458 | 11.000 | 11.750 | 12.286 |
| Maluku | 11.042 | 10.731 | 11.000 | 11.042 | 11.125 | 11.458 |
| Maluku Utara | 12.045 | 12.045 | 12.500 | 12.308 | 12.455 | 12.455 |
| Papua Barat | 11.786 | 12.333 | 12.333 | 12.000 | 12.000 | 12.857 |
| Papua | 11.167 | 12.375 | 13.100 | 13.222 | 10.864 | 11.091 |
| Nasional | 10.442 | 10.405 | 10.458 | 10.493 | 10.485 | 10.675 |

Tabel 4.13: Lanjutan

| Provinsi | Juli | Agustus | September | Oktober | November | Desember | Rata-rata |
|--------------------------|---------------|---------------|---------------|---------------|---------------|---------------|---------------|
| (1) | (8) | (9) | (10) | (11) | (12) | (13) | (14) |
| Nanggroe Aceh Darussalam | 12.200 | 12.300 | 12.111 | 12.111 | 12.111 | 10.667 | 11.958 |
| Sumatera Utara | 11.214 | 11.214 | 11.333 | 11.357 | 11.405 | 11.405 | 11.067 |
| Sumatera Barat | 10.308 | 10.346 | 10.423 | 10.423 | 10.423 | 10.545 | 10.210 |
| Riau | 11.750 | 11.136 | 11.318 | 10.450 | 10.833 | 10.833 | 11.249 |
| Jambi | 10.091 | 10.091 | 10.091 | 10.091 | 10.042 | 9.409 | 9.745 |
| Sumatera Selatan | 13.500 | 13.500 | 13.625 | 13.625 | 13.625 | 13.625 | 13.551 |
| Bengkulu | 12.227 | 11.958 | 12.125 | 12.125 | 12.125 | 12.136 | 12.107 |
| Lampung | 13.545 | 13.545 | 13.400 | 13.545 | 13.545 | 13.400 | 13.419 |
| Bangka Belitung | 9.846 | 9.885 | 9.571 | 9.750 | 10.063 | 10.063 | 9.789 |
| Kepulauan Riau | 11.400 | 11.400 | 11.400 | 11.800 | 12.000 | 13.000 | 11.478 |
| Jawa Barat | 10.691 | 10.767 | 10.865 | 10.992 | 11.044 | 10.928 | 10.623 |
| Jawa Tengah | 9.454 | 9.482 | 9.689 | 9.689 | 9.743 | 9.702 | 9.508 |
| D. I. Yogyakarta | 9.607 | 9.750 | 9.643 | 9.643 | 10.179 | 10.179 | 9.680 |
| Jawa Timur | 8.602 | 8.691 | 8.762 | 8.815 | 8.954 | 8.954 | 8.633 |
| Banten | 12.846 | 13.346 | 13.615 | 13.615 | 13.615 | 13.917 | 13.007 |
| Bali | 10.577 | 10.577 | 10.577 | 10.615 | 10.500 | 10.500 | 10.129 |
| Nusa Tenggara Barat | 10.833 | 10.833 | 10.967 | 10.967 | 11.033 | 11.033 | 10.097 |
| Nusa Tenggara Timur | 9.066 | 9.224 | 9.224 | 9.211 | 9.211 | 9.176 | 9.209 |
| Kalimantan Barat | 8.917 | 8.917 | 9.083 | 9.083 | 9.111 | 9.222 | 8.959 |
| Kalimantan Tengah | 9.538 | 9.708 | 9.708 | 9.591 | 9.208 | 9.208 | 9.290 |
| Kalimantan Selatan | 7.969 | 8.143 | 8.214 | 8.000 | 8.063 | 7.727 | 7.833 |
| Kalimantan Timur | 10.955 | 11.045 | 11.045 | 11.500 | 11.500 | 11.500 | 10.979 |
| Sulawesi Utara | 7.556 | 7.875 | 7.875 | 7.500 | 7.500 | 7.333 | 7.781 |
| Sulawesi Tengah | 10.947 | 10.947 | 10.947 | 11.053 | 11.053 | 11.158 | 10.731 |
| Sulawesi Selatan | 10.917 | 10.091 | 9.833 | 9.417 | 8.727 | 8.545 | 10.482 |
| Sulawesi Tenggara | 8.813 | 8.813 | 8.813 | 8.813 | 8.813 | 9.200 | 9.130 |
| Gorontalo | 9.450 | 9.450 | 6.455 | 7.600 | 7.600 | 7.600 | 8.843 |
| Sulawesi Barat | 12.077 | 12.077 | 12.462 | 12.615 | 12.769 | 12.769 | 11.764 |
| Maluku | 11.458 | 12.500 | 12.500 | 12.500 | 12.500 | 12.500 | 11.696 |
| Maluku Utara | 12.455 | 12.455 | 12.455 | 12.455 | 12.455 | 12.455 | 12.378 |
| Papua Barat | 12.500 | 12.500 | 12.500 | 12.500 | 12.500 | 12.500 | 12.359 |
| Papua | 11.000 | 11.000 | 11.000 | 11.000 | 11.750 | 12.278 | 11.654 |
| Nasional | 10.697 | 10.736 | 10.676 | 10.702 | 10.750 | 10.733 | 10.604 |

Tabel 4.14
Harga Konsumen Pedesaan Kelompok Sandang Pria, 2008
Baju Koko (Rp/Helai)

| Provinsi | Januari | Februari | Maret | April | Mei | Juni |
|--------------------------|---------------|---------------|---------------|---------------|---------------|---------------|
| (1) | (2) | (3) | (4) | (5) | (6) | (7) |
| Nanggroe Aceh Darussalam | 69.000 | 74.167 | 68.571 | 70.000 | 77.000 | 78.000 |
| Sumatera Utara | 51.875 | 52.000 | 51.100 | 51.700 | 53.100 | 54.600 |
| Sumatera Barat | 62.857 | 63.333 | 66.000 | 65.000 | 63.571 | 64.286 |
| Riau | 65.000 | 65.000 | 61.667 | 58.750 | 59.000 | 60.250 |
| Jambi | 56.667 | 62.000 | 62.000 | 65.333 | 64.500 | 61.714 |
| Sumatera Selatan | 52.500 | 56.250 | 53.333 | 53.333 | 53.333 | 52.143 |
| Bengkulu | 52.500 | 52.500 | 52.500 | 52.500 | 52.500 | 52.500 |
| Lampung | 48.333 | 50.714 | 52.778 | 53.500 | 53.500 | 53.500 |
| Bangka Belitung | 40.000 | 41.250 | 41.250 | 41.250 | 58.333 | 58.333 |
| Kepulauan Riau | 60.000 | 60.000 | 60.000 | 60.000 | 52.500 | 53.750 |
| Jawa Barat | 53.364 | 52.875 | 52.783 | 53.217 | 52.891 | 52.813 |
| Jawa Tengah | 41.214 | 39.839 | 40.547 | 40.330 | 40.566 | 41.405 |
| D. I. Yogyakarta | 35.000 | 35.000 | 33.333 | 40.000 | 40.000 | 40.333 |
| Jawa Timur | 42.975 | 42.587 | 42.680 | 42.703 | 44.024 | 44.627 |
| Banten | 61.250 | 60.000 | 60.833 | 64.375 | 64.375 | 66.250 |
| Bali | 30.000 | 30.000 | 30.000 | 30.000 | 30.000 | 31.667 |
| Nusa Tenggara Barat | 51.500 | 51.500 | 51.500 | 51.500 | 51.500 | 51.500 |
| Nusa Tenggara Timur | 45.000 | 45.000 | 45.000 | 45.000 | 45.000 | 45.000 |
| Kalimantan Barat | 64.000 | 60.000 | 60.000 | 60.000 | 60.000 | 60.000 |
| Kalimantan Tengah | 74.500 | 86.333 | 86.333 | 86.667 | 86.667 | 81.250 |
| Kalimantan Selatan | 35.000 | 35.000 | 41.250 | 43.750 | 39.000 | 43.000 |
| Kalimantan Timur | 80.000 | 64.875 | 73.750 | 80.000 | 80.000 | 81.200 |
| Sulawesi Utara | 50.000 | 75.000 | 75.000 | 75.000 | 75.000 | 75.000 |
| Sulawesi Tengah | 49.500 | 51.667 | 54.167 | 58.077 | 58.077 | 58.846 |
| Sulawesi Selatan | 53.000 | 62.833 | 59.571 | 59.571 | 55.778 | 55.200 |
| Sulawesi Tenggara | 40.909 | 50.583 | 51.985 | 52.054 | 56.827 | 59.063 |
| Gorontalo | 50.000 | 40.000 | 40.000 | 40.000 | 39.167 | 43.571 |
| Sulawesi Barat | 61.667 | 67.143 | 75.000 | 75.556 | 76.000 | 77.000 |
| Maluku | 68.571 | 67.500 | 67.500 | 67.500 | 68.125 | 68.125 |
| Maluku Utara | 78.571 | 78.571 | 92.222 | 97.500 | 97.500 | 98.125 |
| Papua Barat | 58.333 | 58.333 | 58.500 | 58.500 | 58.500 | 58.500 |
| Papua | 44.000 | 44.000 | 44.000 | 44.000 | 44.000 | 45.000 |
| Nasional | 53.971 | 55.495 | 56.411 | 57.396 | 57.823 | 58.330 |

Tabel 4.14: Lanjutan

| Provinsi | Juli | Agustus | September | Oktober | November | Desember | Rata-rata |
|--------------------------|---------------|----------------|------------------|----------------|-----------------|-----------------|------------------|
| (1) | (8) | (9) | (10) | (11) | (12) | (13) | (14) |
| Nanggroe Aceh Darussalam | 79.000 | 80.000 | 81.000 | 97.000 | 97.000 | 86.667 | 79.784 |
| Sumatera Utara | 54.600 | 54.800 | 58.100 | 58.100 | 58.100 | 59.600 | 54.806 |
| Sumatera Barat | 64.286 | 59.444 | 70.000 | 70.000 | 70.000 | 70.000 | 65.731 |
| Riau | 61.250 | 62.500 | 71.250 | 71.250 | 61.667 | 61.667 | 63.271 |
| Jambi | 61.714 | 61.714 | 62.143 | 61.714 | 65.000 | 61.667 | 62.181 |
| Sumatera Selatan | 50.714 | 50.714 | 51.429 | 51.429 | 51.429 | 51.429 | 52.336 |
| Bengkulu | 52.500 | 52.500 | 55.000 | 55.000 | 55.000 | 55.000 | 53.333 |
| Lampung | 54.500 | 54.500 | 57.500 | 57.222 | 57.222 | 57.222 | 54.208 |
| Bangka Belitung | 58.333 | 58.333 | 58.333 | 41.250 | 49.643 | 49.643 | 49.663 |
| Kepulauan Riau | 53.750 | 53.750 | 60.000 | 68.333 | 68.333 | 68.333 | 59.896 |
| Jawa Barat | 53.886 | 54.795 | 55.500 | 56.579 | 57.237 | 57.237 | 54.431 |
| Jawa Tengah | 41.618 | 42.863 | 42.816 | 44.129 | 45.308 | 44.079 | 42.060 |
| D. I. Yogyakarta | 43.333 | 43.333 | 45.000 | 45.000 | 47.333 | 45.667 | 41.111 |
| Jawa Timur | 46.821 | 47.345 | 48.707 | 49.310 | 49.464 | 49.464 | 45.892 |
| Banten | 65.625 | 66.875 | 71.875 | 71.875 | 71.875 | 71.750 | 66.413 |
| Bali | 31.667 | 31.667 | 31.667 | 31.667 | 31.667 | 31.667 | 30.972 |
| Nusa Tenggara Barat | 51.500 | 51.500 | 52.500 | 52.500 | 52.500 | 52.500 | 51.833 |
| Nusa Tenggara Timur | 45.000 | 60.000 | 60.000 | 60.000 | 60.000 | 60.000 | 51.250 |
| Kalimantan Barat | 60.000 | 60.000 | 57.500 | 57.500 | 57.500 | 57.500 | 59.500 |
| Kalimantan Tengah | 77.000 | 77.000 | 78.000 | 78.000 | 78.000 | 78.000 | 80.646 |
| Kalimantan Selatan | 43.000 | 43.000 | 43.000 | 43.500 | 45.625 | 45.000 | 41.677 |
| Kalimantan Timur | 81.200 | 81.200 | 86.545 | 86.545 | 86.545 | 87.455 | 80.776 |
| Sulawesi Utara | 77.333 | 77.333 | 77.333 | 77.333 | 77.333 | 91.000 | 75.222 |
| Sulawesi Tengah | 58.846 | 58.462 | 60.385 | 60.385 | 59.615 | 59.615 | 57.303 |
| Sulawesi Selatan | 60.556 | 60.000 | 60.000 | 60.909 | 62.222 | 62.222 | 59.322 |
| Sulawesi Tenggara | 55.375 | 55.375 | 56.375 | 58.875 | 58.875 | 67.143 | 55.287 |
| Gorontalo | 43.571 | 45.000 | 45.714 | 44.286 | 44.286 | 44.286 | 43.323 |
| Sulawesi Barat | 79.444 | 79.444 | 85.000 | 83.889 | 78.750 | 85.000 | 76.991 |
| Maluku | 68.125 | 62.500 | 71.250 | 71.250 | 71.250 | 65.000 | 68.058 |
| Maluku Utara | 98.125 | 98.125 | 98.125 | 98.125 | 98.125 | 92.857 | 93.831 |
| Papua Barat | 58.500 | 58.500 | 58.500 | 58.500 | 58.500 | 58.500 | 58.472 |
| Papua | 45.000 | 45.000 | 45.000 | 45.000 | 45.000 | 45.000 | 44.583 |
| Nasional | 58.630 | 58.987 | 61.111 | 61.452 | 61.575 | 61.630 | 58.568 |

Tabel 4.15
Harga Konsumen Pedesaan Kelompok Sandang Pria, 2008
Ikat Pinggang (Rp/Buah)

| Provinsi | Januari | Februari | Maret | April | Mei | Juni |
|--------------------------|---------------|---------------|---------------|---------------|---------------|---------------|
| (1) | (2) | (3) | (4) | (5) | (6) | (7) |
| Nanggroe Aceh Darussalam | 66.250 | 66.250 | 66.250 | 66.250 | 66.250 | 66.250 |
| Sumatera Utara | 37.500 | 40.000 | 41.944 | 42.500 | 38.750 | 39.000 |
| Sumatera Barat | 59.286 | 42.857 | 40.000 | 40.000 | 51.250 | 53.125 |
| Riau | 75.667 | 61.250 | 57.833 | 60.000 | 60.000 | 60.000 |
| Jambi | 58.571 | 58.571 | 58.571 | 59.286 | 59.286 | 59.286 |
| Sumatera Selatan | 38.167 | 38.000 | 41.333 | 41.333 | 41.333 | 38.000 |
| Bengkulu | 30.000 | 30.000 | 30.000 | 30.000 | 30.000 | 30.000 |
| Lampung | 32.750 | 32.286 | 30.111 | 30.111 | 30.111 | 34.556 |
| Bangka Belitung | 43.333 | 43.333 | 43.333 | 43.333 | 43.333 | 43.333 |
| Kepulauan Riau | 30.000 | 30.000 | 30.000 | 30.000 | 30.000 | 30.000 |
| Jawa Barat | 26.614 | 26.614 | 26.614 | 26.614 | 26.614 | 26.710 |
| Jawa Tengah | 17.121 | 16.288 | 17.500 | 17.697 | 17.579 | 17.397 |
| D. I. Yogyakarta | 12.500 | 18.333 | 15.000 | 15.000 | 15.000 | 20.833 |
| Jawa Timur | 20.167 | 20.000 | 20.911 | 21.094 | 21.162 | 21.574 |
| Banten | 18.333 | 17.500 | 18.000 | 27.778 | 27.778 | 28.889 |
| Bali | 20.000 | 19.400 | 19.400 | 17.833 | 17.833 | 18.333 |
| Nusa Tenggara Barat | 12.500 | 10.600 | 10.000 | 10.833 | 15.667 | 17.864 |
| Nusa Tenggara Timur | 23.000 | 20.000 | 18.438 | 17.813 | 18.438 | 18.438 |
| Kalimantan Barat | 37.000 | 23.750 | 32.143 | 32.143 | 32.143 | 32.143 |
| Kalimantan Tengah | 31.800 | 29.000 | 29.000 | 28.571 | 28.571 | 33.750 |
| Kalimantan Selatan | 23.864 | 23.864 | 23.864 | 23.864 | 23.864 | 25.773 |
| Kalimantan Timur | 26.250 | 35.125 | 31.455 | 31.455 | 34.250 | 34.750 |
| Sulawesi Utara | 21.417 | 21.500 | 22.000 | 22.000 | 22.167 | 21.773 |
| Sulawesi Tengah | 23.971 | 24.079 | 23.971 | 23.971 | 24.028 | 23.750 |
| Sulawesi Selatan | 31.000 | 32.857 | 32.857 | 34.167 | 36.250 | 35.000 |
| Sulawesi Tenggara | 20.214 | 21.452 | 21.295 | 22.559 | 22.132 | 23.156 |
| Gorontalo | 18.750 | 19.000 | 20.000 | 20.000 | 21.667 | 21.071 |
| Sulawesi Barat | 57.500 | 34.167 | 36.111 | 45.682 | 45.167 | 47.000 |
| Maluku | 33.036 | 31.964 | 33.269 | 32.321 | 33.654 | 35.962 |
| Maluku Utara | 44.400 | 44.400 | 44.154 | 49.455 | 46.700 | 46.700 |
| Papua Barat | 33.750 | 33.750 | 33.750 | 30.625 | 30.625 | 30.625 |
| Papua | 30.714 | 30.714 | 30.714 | 30.714 | 30.714 | 30.714 |
| Nasional | 32.982 | 31.153 | 31.244 | 32.031 | 32.572 | 33.305 |

Tabel 4.15: Lanjutan

| Provinsi | Juli | Agustus | September | Oktober | November | Desember | Rata-rata |
|--------------------------|---------------|----------------|------------------|----------------|-----------------|-----------------|------------------|
| (1) | (8) | (9) | (10) | (11) | (12) | (13) | (14) |
| Nanggroe Aceh Darussalam | 66.250 | 66.250 | 66.250 | 66.250 | 66.250 | 66.250 | 66.250 |
| Sumatera Utara | 39.200 | 41.300 | 42.600 | 42.600 | 42.600 | 42.600 | 40.883 |
| Sumatera Barat | 52.500 | 52.500 | 54.375 | 55.625 | 56.875 | 62.500 | 51.741 |
| Riau | 62.500 | 52.813 | 62.167 | 62.722 | 53.214 | 53.214 | 60.115 |
| Jambi | 59.286 | 59.286 | 59.286 | 59.286 | 59.286 | 59.286 | 59.107 |
| Sumatera Selatan | 38.000 | 38.500 | 38.500 | 38.500 | 36.000 | 36.000 | 38.639 |
| Bengkulu | 30.000 | 30.000 | 30.000 | 30.000 | 30.000 | 30.000 | 30.000 |
| Lampung | 34.556 | 34.556 | 41.111 | 41.111 | 41.111 | 36.667 | 34.920 |
| Bangka Belitung | 44.583 | 44.583 | 44.583 | 44.583 | 44.583 | 44.583 | 43.958 |
| Kepulauan Riau | 31.875 | 31.875 | 31.875 | 31.875 | 31.875 | 31.875 | 30.938 |
| Jawa Barat | 26.733 | 26.852 | 26.995 | 27.305 | 27.400 | 27.400 | 26.872 |
| Jawa Tengah | 17.882 | 17.769 | 17.926 | 18.859 | 18.934 | 18.882 | 17.819 |
| D. I. Yogyakarta | 21.417 | 21.417 | 21.583 | 21.583 | 21.583 | 21.583 | 18.819 |
| Jawa Timur | 22.100 | 22.514 | 22.486 | 22.764 | 22.614 | 22.614 | 21.667 |
| Banten | 28.889 | 29.444 | 30.556 | 35.000 | 34.500 | 34.500 | 27.597 |
| Bali | 19.250 | 19.250 | 19.250 | 19.667 | 21.857 | 21.857 | 19.494 |
| Nusa Tenggara Barat | 17.864 | 17.864 | 17.864 | 17.955 | 17.955 | 17.955 | 15.410 |
| Nusa Tenggara Timur | 18.667 | 19.464 | 19.464 | 19.286 | 19.286 | 19.607 | 19.325 |
| Kalimantan Barat | 32.143 | 32.143 | 32.143 | 35.286 | 35.286 | 35.286 | 32.634 |
| Kalimantan Tengah | 33.750 | 33.750 | 33.750 | 33.750 | 31.667 | 31.667 | 31.586 |
| Kalimantan Selatan | 25.773 | 25.773 | 25.773 | 25.773 | 25.773 | 25.773 | 24.977 |
| Kalimantan Timur | 34.750 | 34.750 | 34.750 | 34.750 | 34.750 | 34.917 | 33.496 |
| Sulawesi Utara | 21.292 | 21.292 | 21.292 | 21.125 | 21.125 | 21.929 | 21.576 |
| Sulawesi Tengah | 24.028 | 24.028 | 24.306 | 24.306 | 24.306 | 24.306 | 24.087 |
| Sulawesi Selatan | 32.000 | 31.364 | 32.500 | 33.500 | 34.444 | 34.444 | 33.365 |
| Sulawesi Tenggara | 23.964 | 23.964 | 24.179 | 24.179 | 24.179 | 23.273 | 22.879 |
| Gorontalo | 21.071 | 23.929 | 24.286 | 23.750 | 23.750 | 23.750 | 21.752 |
| Sulawesi Barat | 44.200 | 44.200 | 44.700 | 44.700 | 44.700 | 46.333 | 44.538 |
| Maluku | 35.962 | 44.286 | 44.286 | 44.286 | 45.714 | 45.714 | 38.371 |
| Maluku Utara | 46.700 | 46.700 | 46.700 | 48.700 | 48.700 | 50.222 | 46.961 |
| Papua Barat | 30.625 | 30.625 | 30.625 | 30.625 | 30.625 | 30.625 | 31.406 |
| Papua | 30.714 | 30.714 | 30.714 | 30.714 | 30.714 | 30.714 | 30.714 |
| Nasional | 33.391 | 33.555 | 34.277 | 34.700 | 34.427 | 34.573 | 33.184 |

Tabel 4.16
Harga Konsumen Pedesaan Kelompok Sandang Wanita, 2008
Batik (kain panjang) (Rp/Helai)

| Provinsi | Januari | Februari | Maret | April | Mei | Juni |
|--------------------------|---------------|---------------|---------------|---------------|---------------|---------------|
| (1) | (2) | (3) | (4) | (5) | (6) | (7) |
| Nanggroe Aceh Darussalam | 38.000 | 41.300 | 42.000 | 42.500 | 42.500 | 43.500 |
| Sumatera Utara | 26.600 | 24.750 | 25.429 | 24.714 | 24.667 | 26.333 |
| Sumatera Barat | 46.750 | 48.286 | 49.167 | 49.167 | 46.429 | 46.429 |
| Riau | 33.889 | 32.500 | 34.778 | 34.778 | 35.625 | 35.625 |
| Jambi | 23.889 | 23.182 | 23.182 | 23.182 | 23.182 | 23.182 |
| Sumatera Selatan | 47.500 | 48.667 | 45.714 | 45.714 | 45.714 | 44.375 |
| Bengkulu | 29.600 | 30.500 | 30.500 | 30.800 | 30.800 | 35.667 |
| Lampung | 30.800 | 31.500 | 32.143 | 32.143 | 32.143 | 32.143 |
| Bangka Belitung | 45.000 | 45.000 | 44.000 | 46.000 | 47.000 | 47.000 |
| Kepulauan Riau | 30.000 | 30.000 | 30.000 | 30.000 | 30.000 | 31.250 |
| Jawa Barat | 36.457 | 37.229 | 36.420 | 36.420 | 38.043 | 39.163 |
| Jawa Tengah | 33.510 | 32.696 | 34.092 | 35.206 | 34.229 | 34.428 |
| D. I. Yogyakarta | 32.333 | 31.750 | 30.500 | 30.500 | 33.000 | 33.000 |
| Jawa Timur | 34.500 | 35.903 | 42.100 | 43.097 | 42.250 | 42.375 |
| Banten | 47.333 | 47.333 | 47.333 | 43.857 | 46.000 | 46.000 |
| Bali | 59.500 | 45.278 | 45.278 | 45.333 | 46.500 | 36.563 |
| Nusa Tenggara Barat | 44.538 | 43.750 | 42.800 | 42.633 | 41.133 | 40.136 |
| Nusa Tenggara Timur | 40.313 | 40.313 | 40.313 | 40.313 | 40.313 | 40.521 |
| Kalimantan Barat | 32.136 | 32.136 | 31.125 | 31.542 | 31.542 | 31.542 |
| Kalimantan Tengah | 57.778 | 56.000 | 56.000 | 69.375 | 69.375 | 70.000 |
| Kalimantan Selatan | 33.667 | 33.667 | 33.667 | 33.667 | 33.667 | 33.667 |
| Kalimantan Timur | 67.400 | 67.400 | 67.400 | 67.400 | 67.400 | 67.400 |
| Sulawesi Utara | 51.250 | 48.000 | 48.000 | 45.833 | 45.833 | 46.000 |
| Sulawesi Tengah | 29.091 | 29.091 | 28.409 | 29.773 | 28.808 | 28.808 |
| Sulawesi Selatan | 25.900 | 30.286 | 31.714 | 33.556 | 33.556 | 33.556 |
| Sulawesi Tenggara | 27.333 | 35.500 | 34.625 | 36.864 | 36.500 | 41.150 |
| Gorontalo | 26.083 | 28.000 | 27.500 | 27.500 | 27.000 | 28.000 |
| Sulawesi Barat | 31.000 | 43.750 | 43.750 | 38.333 | 40.000 | 40.000 |
| Maluku | 39.167 | 38.611 | 38.611 | 39.167 | 39.167 | 39.167 |
| Maluku Utara | 50.000 | 50.000 | 58.333 | 59.286 | 59.286 | 61.429 |
| Papua Barat | 35.000 | 40.000 | 40.000 | 40.000 | 40.000 | 45.000 |
| Papua | 55.000 | 55.000 | 55.250 | 55.250 | 55.250 | 55.250 |
| Nasional | 38.791 | 39.293 | 39.692 | 40.122 | 40.216 | 40.583 |

Tabel 4.16: Lanjutan

| Provinsi | Juli | Agustus | September | Oktober | November | Desember | Rata-rata |
|--------------------------|---------------|----------------|------------------|----------------|-----------------|-----------------|------------------|
| (1) | (8) | (9) | (10) | (11) | (12) | (13) | (14) |
| Nanggroe Aceh Darussalam | 44.375 | 44.375 | 44.000 | 44.000 | 44.000 | 45.000 | 42.963 |
| Sumatera Utara | 26.333 | 27.167 | 28.500 | 28.500 | 30.200 | 30.200 | 26.949 |
| Sumatera Barat | 46.429 | 46.429 | 36.000 | 36.286 | 37.000 | 30.667 | 43.253 |
| Riau | 36.688 | 34.350 | 35.050 | 35.955 | 37.050 | 36.722 | 35.251 |
| Jambi | 23.636 | 23.636 | 23.636 | 24.091 | 24.091 | 23.500 | 23.532 |
| Sumatera Selatan | 44.375 | 44.375 | 35.000 | 35.000 | 33.889 | 33.889 | 42.018 |
| Bengkulu | 35.667 | 36.500 | 36.500 | 36.500 | 37.333 | 38.333 | 34.058 |
| Lampung | 32.143 | 32.143 | 32.857 | 32.857 | 32.857 | 32.857 | 32.215 |
| Bangka Belitung | 47.200 | 47.000 | 44.167 | 44.167 | 48.333 | 48.333 | 46.100 |
| Kepulauan Riau | 31.250 | 31.250 | 32.500 | 33.250 | 32.500 | 32.667 | 31.222 |
| Jawa Barat | 39.359 | 39.511 | 40.446 | 40.286 | 40.332 | 41.324 | 38.749 |
| Jawa Tengah | 34.586 | 34.979 | 34.729 | 36.821 | 36.953 | 36.846 | 34.923 |
| D. I. Yogyakarta | 33.000 | 33.000 | 35.000 | 35.000 | 35.000 | 35.000 | 33.090 |
| Jawa Timur | 42.063 | 42.844 | 43.266 | 43.203 | 43.219 | 43.219 | 41.503 |
| Banten | 46.000 | 46.000 | 46.000 | 46.769 | 47.154 | 47.308 | 46.424 |
| Bali | 37.813 | 37.813 | 37.813 | 37.813 | 37.813 | 40.000 | 42.293 |
| Nusa Tenggara Barat | 43.318 | 43.318 | 43.318 | 43.318 | 44.227 | 44.227 | 43.060 |
| Nusa Tenggara Timur | 41.313 | 41.604 | 42.021 | 41.542 | 41.542 | 41.750 | 40.988 |
| Kalimantan Barat | 31.542 | 31.125 | 31.958 | 32.350 | 32.350 | 32.350 | 31.808 |
| Kalimantan Tengah | 70.000 | 70.000 | 65.000 | 65.000 | 62.500 | 62.500 | 64.461 |
| Kalimantan Selatan | 33.667 | 33.667 | 33.667 | 33.667 | 33.667 | 33.667 | 33.667 |
| Kalimantan Timur | 67.300 | 67.300 | 67.300 | 67.300 | 67.300 | 67.300 | 67.350 |
| Sulawesi Utara | 46.000 | 46.000 | 46.000 | 46.000 | 46.000 | 30.000 | 45.410 |
| Sulawesi Tengah | 28.808 | 28.808 | 29.423 | 30.192 | 30.192 | 30.577 | 29.332 |
| Sulawesi Selatan | 31.200 | 31.200 | 31.200 | 31.200 | 35.250 | 35.250 | 31.989 |
| Sulawesi Tenggara | 24.188 | 24.188 | 24.188 | 24.063 | 24.188 | 28.600 | 30.115 |
| Gorontalo | 28.333 | 28.333 | 28.571 | 28.571 | 30.000 | 30.000 | 28.158 |
| Sulawesi Barat | 42.500 | 42.500 | 42.500 | 42.500 | 42.500 | 42.500 | 40.986 |
| Maluku | 39.167 | 37.083 | 37.083 | 38.333 | 38.333 | 38.333 | 38.519 |
| Maluku Utara | 61.429 | 61.429 | 61.429 | 61.429 | 61.429 | 51.000 | 58.040 |
| Papua Barat | 45.000 | 45.000 | 45.000 | 45.000 | 45.000 | 45.000 | 42.500 |
| Papua | 55.250 | 55.250 | 55.250 | 55.250 | 55.250 | 55.250 | 55.208 |
| Nasional | 40.310 | 40.255 | 39.668 | 39.882 | 40.233 | 39.505 | 39.879 |

Tabel 4.17
Harga Konsumen Pedesaan Kelompok Sandang Wanita, 2008
Rok Dalam (Rp/Helai)

| Provinsi | Januari | Februari | Maret | April | Mei | Juni |
|--------------------------|---------------|---------------|---------------|---------------|---------------|---------------|
| (1) | (2) | (3) | (4) | (5) | (6) | (7) |
| Nanggroe Aceh Darussalam | 21.308 | 22.077 | 22.077 | 22.308 | 22.692 | 22.308 |
| Sumatera Utara | 13.361 | 12.563 | 11.893 | 11.893 | 11.600 | 12.885 |
| Sumatera Barat | 13.444 | 13.844 | 13.667 | 14.188 | 14.188 | 14.353 |
| Riau | 12.917 | 13.308 | 14.000 | 14.182 | 14.000 | 14.000 |
| Jambi | 15.844 | 12.406 | 12.406 | 12.406 | 12.406 | 12.406 |
| Sumatera Selatan | 14.000 | 15.625 | 13.800 | 13.909 | 13.909 | 13.231 |
| Bengkulu | 14.941 | 14.688 | 14.688 | 15.000 | 15.000 | 15.929 |
| Lampung | 14.731 | 14.958 | 17.708 | 16.885 | 14.955 | 14.955 |
| Bangka Belitung | 18.188 | 16.950 | 16.950 | 16.950 | 17.458 | 17.833 |
| Kepulauan Riau | 11.583 | 9.900 | 9.900 | 9.900 | 9.900 | 9.900 |
| Jawa Barat | 12.733 | 16.109 | 15.947 | 16.216 | 16.156 | 13.319 |
| Jawa Tengah | 12.983 | 12.319 | 11.862 | 12.033 | 12.125 | 12.208 |
| D. I. Yogyakarta | 10.433 | 10.083 | 11.036 | 11.321 | 11.321 | 11.571 |
| Jawa Timur | 12.412 | 12.271 | 12.500 | 12.501 | 12.532 | 12.691 |
| Banten | 17.786 | 18.875 | 18.875 | 20.154 | 20.167 | 20.250 |
| Bali | 13.500 | 12.063 | 12.633 | 12.375 | 12.375 | 12.800 |
| Nusa Tenggara Barat | 13.794 | 13.556 | 12.833 | 12.694 | 11.294 | 11.235 |
| Nusa Tenggara Timur | 15.114 | 16.542 | 16.250 | 16.204 | 16.212 | 15.860 |
| Kalimantan Barat | 15.000 | 14.846 | 14.462 | 14.625 | 14.625 | 14.625 |
| Kalimantan Tengah | 20.688 | 18.750 | 18.625 | 18.250 | 18.375 | 19.088 |
| Kalimantan Selatan | 11.786 | 11.786 | 12.389 | 12.389 | 12.105 | 12.868 |
| Kalimantan Timur | 19.063 | 18.950 | 20.115 | 20.500 | 20.500 | 21.115 |
| Sulawesi Utara | 17.167 | 17.167 | 17.722 | 16.350 | 16.350 | 16.600 |
| Sulawesi Tengah | 13.050 | 13.250 | 12.813 | 12.813 | 13.031 | 13.094 |
| Sulawesi Selatan | 18.214 | 18.214 | 18.214 | 19.063 | 19.250 | 19.563 |
| Sulawesi Tenggara | 10.370 | 10.370 | 10.370 | 10.370 | 10.370 | 10.848 |
| Gorontalo | 10.929 | 10.929 | 11.750 | 11.750 | 11.750 | 11.063 |
| Sulawesi Barat | 14.923 | 14.967 | 14.967 | 12.500 | 13.778 | 13.500 |
| Maluku | 18.889 | 19.000 | 18.636 | 18.889 | 19.167 | 19.167 |
| Maluku Utara | 20.731 | 20.731 | 19.300 | 19.500 | 20.654 | 21.038 |
| Papua Barat | 10.750 | 10.750 | 11.900 | 13.900 | 13.900 | 15.625 |
| Papua | 16.250 | 20.000 | 18.125 | 17.222 | 16.389 | 15.750 |
| Nasional | 14.902 | 14.933 | 14.950 | 14.976 | 14.954 | 15.052 |

Tabel 4.17: Lanjutan

| Provinsi | Juli | Agustus | September | Oktober | November | Desember | Rata-rata |
|--------------------------|---------------|----------------|------------------|----------------|-----------------|-----------------|------------------|
| (1) | (8) | (9) | (10) | (11) | (12) | (13) | (14) |
| Nanggroe Aceh Darussalam | 22.769 | 22.923 | 22.923 | 23.308 | 23.692 | 23.692 | 22.673 |
| Sumatera Utara | 13.115 | 13.500 | 13.962 | 14.115 | 14.269 | 14.808 | 13.164 |
| Sumatera Barat | 14.441 | 14.529 | 15.529 | 15.222 | 15.559 | 13.038 | 14.334 |
| Riau | 14.375 | 14.792 | 14.423 | 15.955 | 17.550 | 17.550 | 14.754 |
| Jambi | 12.406 | 12.406 | 12.406 | 12.406 | 12.406 | 12.233 | 12.678 |
| Sumatera Selatan | 13.231 | 13.346 | 12.929 | 12.929 | 12.929 | 12.929 | 13.564 |
| Bengkulu | 16.286 | 16.821 | 16.821 | 17.714 | 17.679 | 19.800 | 16.281 |
| Lampung | 14.955 | 14.955 | 14.955 | 14.955 | 15.700 | 15.700 | 15.451 |
| Bangka Belitung | 18.375 | 18.375 | 19.808 | 19.318 | 18.786 | 19.036 | 18.169 |
| Kepulauan Riau | 9.900 | 9.900 | 9.900 | 12.667 | 14.938 | 16.857 | 11.270 |
| Jawa Barat | 12.931 | 13.456 | 13.738 | 13.750 | 13.852 | 13.386 | 14.299 |
| Jawa Tengah | 12.333 | 12.267 | 12.828 | 12.826 | 12.781 | 12.884 | 12.454 |
| D. I. Yogyakarta | 11.767 | 11.406 | 11.531 | 11.700 | 11.767 | 11.833 | 11.314 |
| Jawa Timur | 12.748 | 12.968 | 13.100 | 13.255 | 13.304 | 13.304 | 12.799 |
| Banten | 20.250 | 20.667 | 20.583 | 20.583 | 18.917 | 19.000 | 19.676 |
| Bali | 12.781 | 12.781 | 12.781 | 12.781 | 12.781 | 13.100 | 12.729 |
| Nusa Tenggara Barat | 11.235 | 11.235 | 11.722 | 11.722 | 11.722 | 11.722 | 12.064 |
| Nusa Tenggara Timur | 16.060 | 15.587 | 15.771 | 16.396 | 16.348 | 15.643 | 15.999 |
| Kalimantan Barat | 14.625 | 14.625 | 15.875 | 15.875 | 15.875 | 16.875 | 15.161 |
| Kalimantan Tengah | 19.088 | 19.618 | 19.083 | 18.972 | 18.972 | 18.972 | 19.040 |
| Kalimantan Selatan | 13.194 | 13.194 | 12.921 | 12.974 | 12.861 | 13.833 | 12.692 |
| Kalimantan Timur | 21.115 | 21.115 | 21.115 | 21.962 | 21.962 | 22.500 | 20.834 |
| Sulawesi Utara | 16.350 | 16.778 | 16.778 | 16.375 | 16.375 | 11.700 | 16.309 |
| Sulawesi Tengah | 13.094 | 13.094 | 13.219 | 13.219 | 13.219 | 13.219 | 13.093 |
| Sulawesi Selatan | 19.563 | 19.875 | 19.875 | 20.813 | 21.750 | 21.750 | 19.679 |
| Sulawesi Tenggara | 10.848 | 10.848 | 10.848 | 10.848 | 10.848 | 11.109 | 10.670 |
| Gorontalo | 12.056 | 10.944 | 11.500 | 11.000 | 11.300 | 11.300 | 11.356 |
| Sulawesi Barat | 12.909 | 12.909 | 13.409 | 13.125 | 13.682 | 13.682 | 13.696 |
| Maluku | 19.111 | 19.500 | 20.500 | 20.500 | 20.500 | 20.500 | 19.530 |
| Maluku Utara | 21.038 | 21.038 | 21.231 | 21.231 | 21.231 | 23.273 | 20.916 |
| Papua Barat | 16.250 | 16.250 | 16.250 | 16.250 | 16.250 | 16.250 | 14.527 |
| Papua | 16.591 | 16.591 | 16.591 | 16.591 | 17.250 | 10.313 | 16.472 |
| Nasional | 15.181 | 15.259 | 15.466 | 15.667 | 15.845 | 15.681 | 15.239 |

Tabel 4.18
Harga Konsumen Pedesaan Kelompok Sandang Wanita, 2008
Sandal Plastik (Rp/Pasang)

| Provinsi | Januari | Februari | Maret | April | Mei | Juni |
|--------------------------|---------------|---------------|---------------|---------------|---------------|---------------|
| (1) | (2) | (3) | (4) | (5) | (6) | (7) |
| Nanggroe Aceh Darussalam | 21.714 | 24.333 | 22.857 | 31.167 | 31.167 | 31.167 |
| Sumatera Utara | 19.615 | 19.615 | 19.692 | 19.692 | 19.769 | 19.846 |
| Sumatera Barat | 21.429 | 19.625 | 19.625 | 19.625 | 19.625 | 19.625 |
| Riau | 27.433 | 25.173 | 23.538 | 25.091 | 25.091 | 25.182 |
| Jambi | 21.167 | 21.167 | 20.286 | 22.375 | 22.375 | 23.625 |
| Sumatera Selatan | 22.600 | 25.129 | 27.414 | 26.557 | 26.557 | 20.167 |
| Bengkulu | 22.286 | 23.250 | 23.250 | 23.500 | 23.500 | 23.813 |
| Lampung | 20.000 | 17.417 | 21.188 | 23.278 | 23.278 | 23.278 |
| Bangka Belitung | 21.875 | 19.917 | 19.917 | 19.917 | 19.917 | 19.917 |
| Kepulauan Riau | 24.333 | 27.750 | 25.200 | 25.200 | 25.200 | 25.200 |
| Jawa Barat | 25.056 | 22.045 | 21.543 | 21.021 | 21.146 | 18.958 |
| Jawa Tengah | 17.687 | 16.895 | 17.258 | 17.183 | 17.351 | 17.762 |
| D. I. Yogyakarta | 16.000 | 13.714 | 13.714 | 13.500 | 13.500 | 13.917 |
| Jawa Timur | 16.754 | 16.161 | 16.550 | 16.427 | 16.738 | 16.880 |
| Banten | 25.875 | 24.300 | 26.250 | 25.938 | 26.214 | 26.357 |
| Bali | 13.833 | 10.423 | 10.542 | 11.154 | 9.962 | 10.000 |
| Nusa Tenggara Barat | 22.667 | 20.375 | 20.375 | 19.300 | 19.300 | 20.250 |
| Nusa Tenggara Timur | 26.500 | 19.000 | 19.000 | 19.000 | 19.500 | 19.000 |
| Kalimantan Barat | 33.333 | 21.667 | 21.333 | 20.600 | 20.600 | 20.600 |
| Kalimantan Tengah | 21.000 | 21.000 | 22.111 | 22.111 | 22.667 | 23.111 |
| Kalimantan Selatan | 28.625 | 28.625 | 29.917 | 27.786 | 22.778 | 23.389 |
| Kalimantan Timur | 37.500 | 29.667 | 27.350 | 27.178 | 25.860 | 26.310 |
| Sulawesi Utara | 20.000 | 20.000 | 20.000 | 13.200 | 13.400 | 13.400 |
| Sulawesi Tengah | 19.464 | 20.206 | 19.906 | 20.567 | 20.567 | 20.933 |
| Sulawesi Selatan | 26.667 | 32.857 | 32.857 | 30.000 | 36.500 | 37.800 |
| Sulawesi Tenggara | 24.000 | 22.250 | 19.962 | 15.636 | 17.000 | 16.700 |
| Gorontalo | 32.900 | 32.900 | 39.083 | 39.083 | 39.083 | 34.643 |
| Sulawesi Barat | 14.550 | 15.083 | 15.250 | 14.111 | 14.571 | 14.111 |
| Maluku | 27.857 | 28.889 | 28.750 | 27.500 | 28.125 | 28.125 |
| Maluku Utara | 34.000 | 34.000 | 31.600 | 31.778 | 30.750 | 30.750 |
| Papua Barat | 18.929 | 17.917 | 17.500 | 18.500 | 17.500 | 18.125 |
| Papua | 23.222 | 24.333 | 24.333 | 23.778 | 23.833 | 23.833 |
| Nasional | 23.402 | 22.365 | 22.442 | 22.242 | 22.294 | 22.087 |

Tabel 4.18: Lanjutan

| Provinsi | Juli | Agustus | September | Oktober | November | Desember | Rata-rata |
|--------------------------|---------------|----------------|------------------|----------------|-----------------|-----------------|------------------|
| (1) | (8) | (9) | (10) | (11) | (12) | (13) | (14) |
| Nanggroe Aceh Darussalam | 31.500 | 31.500 | 31.500 | 31.500 | 26.571 | 29.200 | 28.681 |
| Sumatera Utara | 20.077 | 20.538 | 21.000 | 20.923 | 20.923 | 20.923 | 20.218 |
| Sumatera Barat | 19.875 | 19.875 | 23.000 | 23.429 | 23.857 | 24.400 | 21.166 |
| Riau | 25.636 | 25.250 | 26.636 | 27.500 | 31.300 | 30.333 | 26.514 |
| Jambi | 23.625 | 23.000 | 22.375 | 22.375 | 22.375 | 22.000 | 22.229 |
| Sumatera Selatan | 20.167 | 20.167 | 20.167 | 18.438 | 21.000 | 21.000 | 22.447 |
| Bengkulu | 23.813 | 23.813 | 23.813 | 23.813 | 23.813 | 21.000 | 23.305 |
| Lampung | 21.188 | 22.688 | 23.063 | 23.063 | 23.063 | 23.063 | 22.047 |
| Bangka Belitung | 19.917 | 19.917 | 22.071 | 22.071 | 28.227 | 28.227 | 21.824 |
| Kepulauan Riau | 25.200 | 25.200 | 28.000 | 28.000 | 28.000 | 30.000 | 26.440 |
| Jawa Barat | 18.938 | 19.042 | 18.979 | 19.370 | 19.370 | 19.545 | 20.418 |
| Jawa Tengah | 17.633 | 17.901 | 17.642 | 18.325 | 18.128 | 18.216 | 17.665 |
| D. I. Yogyakarta | 14.250 | 14.750 | 14.583 | 14.583 | 14.583 | 14.583 | 14.307 |
| Jawa Timur | 17.194 | 17.208 | 17.438 | 17.361 | 17.446 | 17.446 | 16.967 |
| Banten | 26.357 | 26.714 | 28.000 | 29.143 | 29.857 | 29.857 | 27.072 |
| Bali | 10.154 | 10.143 | 10.143 | 10.154 | 10.615 | 10.615 | 10.645 |
| Nusa Tenggara Barat | 20.250 | 20.250 | 15.167 | 15.167 | 16.167 | 16.167 | 18.786 |
| Nusa Tenggara Timur | 19.000 | 19.955 | 20.091 | 20.182 | 20.182 | 20.182 | 20.133 |
| Kalimantan Barat | 20.600 | 20.600 | 22.600 | 26.250 | 26.250 | 26.250 | 23.390 |
| Kalimantan Tengah | 24.778 | 27.125 | 26.429 | 26.429 | 26.429 | 26.429 | 24.135 |
| Kalimantan Selatan | 25.063 | 25.786 | 24.813 | 22.611 | 22.611 | 21.688 | 25.307 |
| Kalimantan Timur | 26.410 | 26.410 | 26.410 | 26.410 | 26.410 | 27.210 | 27.760 |
| Sulawesi Utara | 13.500 | 13.500 | 13.500 | 13.500 | 13.500 | 18.833 | 15.528 |
| Sulawesi Tengah | 21.267 | 21.267 | 21.733 | 21.733 | 21.900 | 22.233 | 20.981 |
| Sulawesi Selatan | 39.300 | 38.455 | 39.300 | 38.300 | 34.800 | 35.111 | 35.162 |
| Sulawesi Tenggara | 16.125 | 16.125 | 16.125 | 16.750 | 16.750 | 17.714 | 17.928 |
| Gorontalo | 39.083 | 39.083 | 39.083 | 32.071 | 32.143 | 32.500 | 35.971 |
| Sulawesi Barat | 14.667 | 14.200 | 14.444 | 14.000 | 14.444 | 15.000 | 14.536 |
| Maluku | 28.125 | 20.000 | 20.000 | 20.000 | 20.000 | 20.000 | 24.781 |
| Maluku Utara | 30.750 | 30.750 | 30.750 | 30.750 | 30.750 | 33.714 | 31.695 |
| Papua Barat | 18.750 | 18.750 | 23.750 | 23.750 | 23.750 | 25.000 | 20.185 |
| Papua | 24.167 | 24.167 | 24.167 | 24.167 | 24.167 | 24.167 | 24.028 |
| Nasional | 22.417 | 22.316 | 22.712 | 22.566 | 22.793 | 23.206 | 22.570 |

Tabel 4.19
Harga Konsumen Pedesaan Kelompok Sandang Wanita, 2008
BH Katun (Rp/Helai)

| Provinsi | Januari | Februari | Maret | April | Mei | Juni |
|--------------------------|---------------|---------------|---------------|---------------|---------------|---------------|
| (1) | (2) | (3) | (4) | (5) | (6) | (7) |
| Nanggroe Aceh Darussalam | 25.053 | 25.700 | 26.947 | 26.588 | 26.588 | 28.833 |
| Sumatera Utara | 23.100 | 24.920 | 24.182 | 24.182 | 22.896 | 23.604 |
| Sumatera Barat | 14.421 | 14.000 | 14.075 | 12.974 | 12.825 | 12.900 |
| Riau | 14.929 | 14.929 | 14.000 | 14.294 | 14.294 | 14.294 |
| Jambi | 11.143 | 11.179 | 11.179 | 11.179 | 11.179 | 11.107 |
| Sumatera Selatan | 15.389 | 15.618 | 12.594 | 12.906 | 12.906 | 11.912 |
| Bengkulu | 21.132 | 21.750 | 21.750 | 21.750 | 21.750 | 21.806 |
| Lampung | 15.682 | 17.292 | 17.292 | 17.292 | 14.750 | 14.750 |
| Bangka Belitung | 16.944 | 21.136 | 21.136 | 21.136 | 19.423 | 18.536 |
| Kepulauan Riau | 17.000 | 19.400 | 17.833 | 17.833 | 17.833 | 17.833 |
| Jawa Barat | 14.196 | 14.046 | 14.260 | 14.402 | 14.490 | 14.808 |
| Jawa Tengah | 11.037 | 10.793 | 11.028 | 11.043 | 11.118 | 11.349 |
| D. I. Yogyakarta | 14.077 | 12.088 | 13.025 | 13.026 | 13.026 | 13.105 |
| Jawa Timur | 12.589 | 12.275 | 11.925 | 11.937 | 12.184 | 12.291 |
| Banten | 11.464 | 10.192 | 10.192 | 11.647 | 11.941 | 12.765 |
| Bali | 14.706 | 14.079 | 13.370 | 13.646 | 14.087 | 14.152 |
| Nusa Tenggara Barat | 14.400 | 14.063 | 13.618 | 13.289 | 13.725 | 13.417 |
| Nusa Tenggara Timur | 12.955 | 12.292 | 12.115 | 12.308 | 12.700 | 12.700 |
| Kalimantan Barat | 11.227 | 11.571 | 11.771 | 12.063 | 12.125 | 12.146 |
| Kalimantan Tengah | 13.694 | 13.306 | 11.867 | 11.867 | 11.643 | 11.786 |
| Kalimantan Selatan | 10.405 | 10.405 | 10.405 | 10.905 | 10.905 | 11.405 |
| Kalimantan Timur | 17.308 | 16.900 | 16.233 | 16.156 | 16.156 | 17.412 |
| Sulawesi Utara | 10.818 | 10.818 | 11.100 | 11.273 | 11.455 | 12.100 |
| Sulawesi Tengah | 11.520 | 11.688 | 11.978 | 12.104 | 12.208 | 12.458 |
| Sulawesi Selatan | 12.722 | 12.227 | 17.464 | 18.094 | 17.211 | 17.211 |
| Sulawesi Tenggara | 12.738 | 11.540 | 11.635 | 11.820 | 11.542 | 11.688 |
| Gorontalo | 10.700 | 10.700 | 10.700 | 10.933 | 10.967 | 11.833 |
| Sulawesi Barat | 11.393 | 12.375 | 14.250 | 15.577 | 17.875 | 16.833 |
| Maluku | 13.636 | 11.786 | 11.786 | 12.143 | 12.214 | 12.214 |
| Maluku Utara | 17.333 | 17.333 | 16.471 | 18.929 | 18.333 | 18.333 |
| Papua Barat | 16.625 | 16.667 | 16.667 | 18.000 | 16.667 | 17.500 |
| Papua | 18.333 | 18.500 | 18.462 | 17.692 | 15.000 | 14.000 |
| Nasional | 14.646 | 14.736 | 14.728 | 14.968 | 14.750 | 14.909 |

Tabel 4.19: Lanjutan

| Provinsi | Juli | Agustus | September | Oktober | November | Desember | Rata-rata |
|--------------------------|---------------|----------------|------------------|----------------|-----------------|-----------------|------------------|
| (1) | (8) | (9) | (10) | (11) | (12) | (13) | (14) |
| Nanggroe Aceh Darussalam | 29.056 | 29.500 | 29.500 | 29.500 | 29.667 | 29.600 | 28.044 |
| Sumatera Utara | 23.625 | 23.896 | 24.188 | 24.250 | 24.083 | 24.083 | 23.917 |
| Sumatera Barat | 13.050 | 13.200 | 13.300 | 13.500 | 13.925 | 13.300 | 13.456 |
| Riau | 14.294 | 14.235 | 15.063 | 17.467 | 17.643 | 12.909 | 14.863 |
| Jambi | 11.250 | 11.250 | 11.250 | 11.250 | 11.250 | 10.208 | 11.119 |
| Sumatera Selatan | 11.719 | 11.719 | 13.156 | 12.556 | 13.500 | 13.500 | 13.123 |
| Bengkulu | 21.806 | 21.917 | 22.056 | 22.056 | 22.056 | 21.792 | 21.801 |
| Lampung | 14.750 | 15.250 | 15.250 | 15.250 | 15.250 | 15.250 | 15.671 |
| Bangka Belitung | 18.857 | 19.429 | 18.933 | 19.200 | 28.294 | 28.294 | 20.943 |
| Kepulauan Riau | 17.833 | 17.833 | 17.833 | 19.571 | 19.571 | 20.333 | 18.392 |
| Jawa Barat | 15.179 | 14.717 | 14.242 | 13.804 | 13.884 | 14.391 | 14.368 |
| Jawa Tengah | 11.323 | 11.203 | 11.141 | 11.456 | 11.287 | 11.292 | 11.172 |
| D. I. Yogyakarta | 13.111 | 13.211 | 13.211 | 13.211 | 13.211 | 13.211 | 13.126 |
| Jawa Timur | 12.368 | 12.620 | 12.852 | 12.972 | 13.340 | 13.340 | 12.558 |
| Banten | 12.765 | 13.353 | 13.471 | 13.471 | 13.618 | 14.647 | 12.460 |
| Bali | 14.304 | 14.326 | 14.271 | 14.396 | 14.458 | 14.479 | 14.189 |
| Nusa Tenggara Barat | 13.722 | 13.722 | 14.167 | 14.158 | 14.158 | 14.158 | 13.883 |
| Nusa Tenggara Timur | 12.625 | 12.688 | 12.870 | 13.022 | 13.227 | 12.100 | 12.633 |
| Kalimantan Barat | 12.146 | 12.146 | 12.292 | 12.375 | 12.667 | 12.563 | 12.091 |
| Kalimantan Tengah | 12.667 | 14.267 | 14.267 | 14.267 | 14.313 | 14.563 | 13.209 |
| Kalimantan Selatan | 11.405 | 11.405 | 11.405 | 11.881 | 11.881 | 11.881 | 11.190 |
| Kalimantan Timur | 17.565 | 17.565 | 18.069 | 18.269 | 18.569 | 19.136 | 17.445 |
| Sulawesi Utara | 10.917 | 10.917 | 10.917 | 10.917 | 10.917 | 8.889 | 10.920 |
| Sulawesi Tengah | 12.458 | 12.458 | 12.958 | 12.958 | 12.958 | 12.958 | 12.392 |
| Sulawesi Selatan | 18.444 | 17.850 | 18.737 | 18.050 | 17.250 | 17.250 | 16.876 |
| Sulawesi Tenggara | 12.000 | 12.095 | 12.571 | 12.667 | 12.714 | 12.000 | 12.084 |
| Gorontalo | 11.833 | 11.833 | 11.833 | 12.533 | 12.533 | 12.633 | 11.586 |
| Sulawesi Barat | 16.607 | 16.607 | 18.133 | 17.625 | 14.429 | 14.429 | 15.511 |
| Maluku | 12.214 | 17.500 | 15.714 | 17.857 | 17.857 | 17.857 | 14.398 |
| Maluku Utara | 18.333 | 18.333 | 18.333 | 18.333 | 18.333 | 21.000 | 18.283 |
| Papua Barat | 17.500 | 17.500 | 17.500 | 17.500 | 17.500 | 17.500 | 17.260 |
| Papua | 14.545 | 14.545 | 14.545 | 14.545 | 15.500 | 15.556 | 15.935 |
| Nasional | 15.008 | 15.284 | 15.438 | 15.652 | 15.933 | 15.784 | 15.153 |

Tabel 4.20
Harga Konsumen Pedesaan Kelompok Sandang Wanita, 2008
Sepatu (Rp/Pasang)

| Provinsi | Januari | Februari | Maret | April | Mei | Juni |
|--------------------------|---------------|---------------|---------------|---------------|---------------|---------------|
| (1) | (2) | (3) | (4) | (5) | (6) | (7) |
| Nanggroe Aceh Darussalam | 66.667 | 63.333 | 63.333 | 61.000 | 61.000 | 68.750 |
| Sumatera Utara | 63.833 | 62.500 | 62.143 | 64.286 | 64.286 | 65.714 |
| Sumatera Barat | 63.400 | 63.400 | 63.400 | 63.400 | 58.667 | 58.667 |
| Riau | 68.817 | 61.843 | 62.557 | 62.557 | 62.557 | 63.271 |
| Jambi | 44.000 | 72.400 | 72.400 | 67.833 | 67.833 | 63.333 |
| Sumatera Selatan | 53.978 | 55.089 | 53.400 | 54.483 | 54.483 | 51.831 |
| Bengkulu | 30.000 | 30.000 | 30.000 | 30.000 | 30.000 | 30.000 |
| Lampung | 61.750 | 61.750 | 61.750 | 61.750 | 61.750 | 61.750 |
| Bangka Belitung | 68.000 | 68.000 | 68.000 | 68.000 | 68.000 | 68.000 |
| Kepulauan Riau | 40.000 | 40.000 | 40.000 | 40.000 | 40.000 | 42.500 |
| Jawa Barat | 53.200 | 53.200 | 53.895 | 51.619 | 52.579 | 53.579 |
| Jawa Tengah | 57.621 | 59.926 | 62.370 | 62.444 | 62.667 | 63.026 |
| D. I. Yogyakarta | 33.000 | 40.000 | 39.167 | 38.571 | 38.571 | 38.571 |
| Jawa Timur | 48.076 | 47.547 | 46.887 | 48.555 | 48.816 | 49.287 |
| Banten | 44.000 | 51.500 | 51.500 | 46.833 | 51.833 | 52.667 |
| Bali | 38.667 | 38.667 | 33.400 | 34.250 | 40.000 | 42.500 |
| Nusa Tenggara Barat | 33.400 | 33.600 | 33.600 | 34.833 | 43.000 | 46.000 |
| Nusa Tenggara Timur | 57.500 | 57.500 | 57.500 | 59.063 | 59.063 | 61.786 |
| Kalimantan Barat | 56.667 | 53.000 | 59.286 | 59.286 | 59.286 | 59.286 |
| Kalimantan Tengah | 48.500 | 48.500 | 41.200 | 55.167 | 55.167 | 52.000 |
| Kalimantan Selatan | 33.000 | 33.000 | 40.333 | 40.333 | 43.667 | 43.000 |
| Kalimantan Timur | 67.250 | 77.800 | 74.143 | 72.313 | 72.313 | 74.063 |
| Sulawesi Utara | 42.143 | 42.143 | 49.857 | 49.250 | 50.000 | 50.000 |
| Sulawesi Tengah | 58.393 | 59.821 | 62.833 | 62.833 | 62.833 | 63.167 |
| Sulawesi Selatan | 52.500 | 55.714 | 55.714 | 55.714 | 59.375 | 59.375 |
| Sulawesi Tenggara | 55.364 | 49.286 | 50.385 | 43.000 | 49.200 | 44.667 |
| Gorontalo | 58.500 | 56.667 | 67.500 | 57.000 | 62.857 | 52.143 |
| Sulawesi Barat | 41.250 | 57.500 | 57.500 | 57.500 | 57.500 | 57.500 |
| Maluku | 63.333 | 63.333 | 63.333 | 65.833 | 66.667 | 66.667 |
| Maluku Utara | 65.000 | 65.000 | 65.000 | 65.000 | 65.000 | 65.000 |
| Papua Barat | 47.000 | 43.750 | 43.750 | 48.750 | 48.750 | 56.250 |
| Papua | 48.750 | 47.000 | 61.667 | 75.000 | 75.625 | 76.250 |
| Nasional | 51.986 | 53.524 | 54.619 | 54.889 | 56.042 | 56.269 |

Tabel 4.20: Lanjutan

| Provinsi | Juli | Agustus | September | Oktober | November | Desember | Rata-rata |
|--------------------------|---------------|----------------|------------------|----------------|-----------------|-----------------|------------------|
| (1) | (8) | (9) | (10) | (11) | (12) | (13) | (14) |
| Nanggroe Aceh Darussalam | 70.000 | 64.000 | 65.000 | 66.000 | 65.000 | 43.333 | 63.118 |
| Sumatera Utara | 65.714 | 65.714 | 65.714 | 66.875 | 66.875 | 66.875 | 65.044 |
| Sumatera Barat | 58.667 | 61.714 | 66.000 | 63.667 | 60.333 | 58.400 | 61.643 |
| Riau | 65.129 | 66.000 | 73.667 | 77.857 | 67.500 | 61.000 | 66.063 |
| Jambi | 64.167 | 61.714 | 63.571 | 63.571 | 63.571 | 63.571 | 63.997 |
| Sumatera Selatan | 47.400 | 47.400 | 50.317 | 50.317 | 50.733 | 50.733 | 51.680 |
| Bengkulu | 30.000 | 30.000 | 30.000 | 30.000 | 30.000 | 30.000 | 30.000 |
| Lampung | 61.750 | 61.750 | 61.750 | 61.750 | 64.250 | 64.250 | 62.167 |
| Bangka Belitung | 69.000 | 69.000 | 69.000 | 69.000 | 71.500 | 71.500 | 68.917 |
| Kepulauan Riau | 42.500 | 42.500 | 42.500 | 42.500 | 42.500 | 42.500 | 41.458 |
| Jawa Barat | 51.750 | 50.395 | 51.026 | 50.842 | 51.632 | 50.611 | 52.027 |
| Jawa Tengah | 63.141 | 61.707 | 60.333 | 63.462 | 63.462 | 63.654 | 61.984 |
| D. I. Yogyakarta | 37.714 | 37.714 | 38.833 | 39.667 | 39.333 | 39.333 | 38.373 |
| Jawa Timur | 48.152 | 47.547 | 48.391 | 48.591 | 47.156 | 47.156 | 48.013 |
| Banten | 52.667 | 53.500 | 57.667 | 57.667 | 60.833 | 60.833 | 53.458 |
| Bali | 42.500 | 42.500 | 46.250 | 46.250 | 46.250 | 46.250 | 41.457 |
| Nusa Tenggara Barat | 46.071 | 46.071 | 47.500 | 42.000 | 45.938 | 45.938 | 41.496 |
| Nusa Tenggara Timur | 61.821 | 63.964 | 64.679 | 64.679 | 64.679 | 60.458 | 61.058 |
| Kalimantan Barat | 59.286 | 59.286 | 59.286 | 59.286 | 59.286 | 59.286 | 58.544 |
| Kalimantan Tengah | 52.286 | 60.714 | 71.000 | 62.500 | 62.500 | 71.000 | 56.711 |
| Kalimantan Selatan | 42.400 | 42.400 | 41.167 | 41.167 | 41.167 | 41.167 | 40.233 |
| Kalimantan Timur | 76.000 | 76.000 | 76.000 | 76.000 | 76.000 | 77.375 | 74.605 |
| Sulawesi Utara | 50.000 | 50.000 | 50.000 | 50.000 | 50.000 | 52.500 | 48.824 |
| Sulawesi Tengah | 63.167 | 63.167 | 63.500 | 63.500 | 64.167 | 64.833 | 62.685 |
| Sulawesi Selatan | 59.375 | 59.375 | 59.375 | 59.375 | 55.714 | 55.714 | 57.277 |
| Sulawesi Tenggara | 43.143 | 43.143 | 43.143 | 43.143 | 43.143 | 36.400 | 45.335 |
| Gorontalo | 51.429 | 48.214 | 47.500 | 45.938 | 42.917 | 43.333 | 52.833 |
| Sulawesi Barat | 57.500 | 57.500 | 57.500 | 58.750 | 58.750 | 58.750 | 56.458 |
| Maluku | 66.667 | 67.500 | 69.167 | 69.167 | 69.167 | 69.167 | 66.667 |
| Maluku Utara | 65.000 | 65.000 | 65.000 | 65.000 | 65.000 | 65.000 | 65.000 |
| Papua Barat | 56.250 | 56.250 | 70.000 | 70.000 | 76.000 | 76.000 | 57.729 |
| Papua | 73.333 | 74.444 | 74.444 | 78.750 | 78.750 | 78.750 | 70.230 |
| Nasional | 56.062 | 56.131 | 57.790 | 57.727 | 57.628 | 56.740 | 55.784 |

Tabel 4.21
Harga Konsumen Pedesaan Kelompok Sandang Wanita, 2008
Blus (Rp/Helai)

| Provinsi | Januari | Februari | Maret | April | Mei | Juni |
|--------------------------|---------------|---------------|---------------|---------------|---------------|---------------|
| (1) | (2) | (3) | (4) | (5) | (6) | (7) |
| Nanggroe Aceh Darussalam | 68.200 | 68.200 | 68.200 | 68.200 | 68.200 | 68.200 |
| Sumatera Utara | 40.000 | 52.500 | 53.000 | 53.000 | 45.333 | 48.667 |
| Sumatera Barat | 52.625 | 53.571 | 53.571 | 53.571 | 53.571 | 53.571 |
| Riau | 25.000 | 25.000 | 25.000 | 25.000 | 25.000 | 25.000 |
| Jambi | 52.500 | 52.500 | 52.500 | 58.333 | 58.333 | 58.333 |
| Sumatera Selatan | 54.000 | 54.000 | 49.375 | 50.625 | 50.625 | 50.625 |
| Bengkulu | 34.750 | 47.800 | 47.800 | 47.800 | 47.800 | 47.800 |
| Lampung | 50.833 | 50.714 | 50.714 | 50.714 | 50.714 | 50.714 |
| Bangka Belitung | 50.000 | 50.000 | 50.000 | 50.000 | 50.000 | 50.000 |
| Kepulauan Riau | 55.833 | 55.833 | 55.833 | 55.833 | 55.833 | 55.833 |
| Jawa Barat | 46.125 | 47.824 | 50.500 | 50.294 | 50.794 | 50.147 |
| Jawa Tengah | 38.063 | 38.214 | 40.591 | 41.512 | 41.988 | 42.275 |
| D. I. Yogyakarta | 43.000 | 43.000 | 43.000 | 43.000 | 43.000 | 43.000 |
| Jawa Timur | 36.895 | 37.886 | 36.152 | 35.197 | 34.081 | 32.875 |
| Banten | 35.000 | 35.000 | 35.000 | 35.000 | 35.000 | 35.000 |
| Bali | 62.500 | 49.000 | 49.000 | 49.000 | 49.000 | 49.000 |
| Nusa Tenggara Barat | 37.333 | 37.333 | 37.333 | 38.625 | 39.611 | 47.750 |
| Nusa Tenggara Timur | 46.111 | 44.375 | 45.625 | 44.444 | 42.500 | 42.500 |
| Kalimantan Barat | 39.500 | 28.125 | 30.500 | 43.500 | 43.500 | 43.500 |
| Kalimantan Tengah | 31.900 | 33.222 | 30.500 | 30.625 | 30.625 | 35.000 |
| Kalimantan Selatan | 32.500 | 32.500 | 32.500 | 32.500 | 32.500 | 32.500 |
| Kalimantan Timur | 60.000 | 57.500 | 58.600 | 58.600 | 58.600 | 60.200 |
| Sulawesi Utara | 63.750 | 58.000 | 58.000 | 52.917 | 57.083 | 57.083 |
| Sulawesi Tengah | 41.250 | 41.364 | 43.333 | 47.308 | 47.308 | 47.308 |
| Sulawesi Selatan | 35.000 | 52.500 | 54.167 | 51.111 | 51.000 | 51.000 |
| Sulawesi Tenggara | 51.364 | 63.250 | 59.909 | 62.111 | 61.444 | 64.250 |
| Gorontalo | 47.000 | 46.000 | 43.000 | 43.000 | 43.000 | 50.000 |
| Sulawesi Barat | 48.750 | 40.833 | 37.500 | 35.714 | 31.667 | 31.667 |
| Maluku | 71.875 | 70.682 | 72.500 | 78.438 | 82.500 | 82.500 |
| Maluku Utara | 75.909 | 75.909 | 75.833 | 80.909 | 79.500 | 83.500 |
| Papua Barat | 57.500 | 57.500 | 57.500 | 73.000 | 73.000 | 75.000 |
| Papua | 44.400 | 44.400 | 30.333 | 31.714 | 33.750 | 34.125 |
| Nasional | 47.796 | 48.267 | 47.730 | 49.112 | 48.964 | 49.966 |

Tabel 4.21: Lanjutan

| Provinsi | Juli | Agustus | September | Oktober | November | Desember | Rata-rata |
|--------------------------|---------------|----------------|------------------|----------------|-----------------|-----------------|------------------|
| (1) | (8) | (9) | (10) | (11) | (12) | (13) | (14) |
| Nanggroe Aceh Darussalam | 68.200 | 68.200 | 68.200 | 68.200 | 68.200 | 68.200 | 68.200 |
| Sumatera Utara | 48.667 | 48.667 | 48.667 | 48.667 | 48.667 | 50.000 | 48.819 |
| Sumatera Barat | 53.571 | 54.286 | 56.250 | 56.875 | 56.875 | 56.000 | 54.528 |
| Riau | 25.000 | 25.000 | 25.000 | 42.500 | 42.500 | 25.000 | 27.917 |
| Jambi | 58.667 | 58.667 | 58.667 | 58.667 | 58.667 | 67.500 | 57.778 |
| Sumatera Selatan | 51.429 | 51.429 | 47.556 | 47.800 | 47.556 | 47.556 | 50.214 |
| Bengkulu | 47.800 | 47.800 | 47.800 | 47.800 | 47.800 | 43.500 | 46.354 |
| Lampung | 50.714 | 50.714 | 50.714 | 51.429 | 51.429 | 51.429 | 50.903 |
| Bangka Belitung | 50.000 | 50.000 | 51.667 | 51.667 | 54.500 | 60.286 | 51.510 |
| Kepulauan Riau | 55.833 | 55.833 | 55.833 | 55.833 | 55.833 | 55.833 | 55.833 |
| Jawa Barat | 48.971 | 49.971 | 52.719 | 52.906 | 53.281 | 53.906 | 50.620 |
| Jawa Tengah | 42.313 | 42.280 | 43.238 | 43.313 | 43.500 | 43.763 | 41.754 |
| D. I. Yogyakarta | 43.000 | 43.000 | 43.000 | 43.000 | 43.000 | 43.000 | 43.000 |
| Jawa Timur | 33.266 | 34.985 | 35.833 | 36.030 | 36.167 | 36.167 | 35.461 |
| Banten | 35.000 | 35.000 | 35.000 | 35.000 | 35.000 | 35.000 | 35.000 |
| Bali | 50.000 | 50.000 | 50.000 | 50.000 | 50.000 | 50.000 | 50.625 |
| Nusa Tenggara Barat | 49.417 | 49.417 | 49.500 | 49.500 | 52.357 | 52.357 | 45.044 |
| Nusa Tenggara Timur | 42.500 | 44.000 | 45.556 | 45.556 | 45.556 | 45.556 | 44.523 |
| Kalimantan Barat | 43.500 | 43.500 | 43.500 | 43.500 | 43.500 | 43.500 | 40.802 |
| Kalimantan Tengah | 41.875 | 45.714 | 45.714 | 45.714 | 45.714 | 45.000 | 38.467 |
| Kalimantan Selatan | 32.500 | 32.500 | 32.500 | 32.500 | 32.500 | 32.500 | 32.500 |
| Kalimantan Timur | 60.200 | 60.200 | 60.200 | 60.200 | 60.200 | 61.600 | 59.675 |
| Sulawesi Utara | 57.500 | 57.500 | 57.500 | 57.500 | 57.500 | 62.500 | 58.069 |
| Sulawesi Tengah | 47.308 | 47.308 | 47.308 | 47.308 | 47.308 | 47.308 | 45.976 |
| Sulawesi Selatan | 53.182 | 53.182 | 54.500 | 54.091 | 61.111 | 60.625 | 52.622 |
| Sulawesi Tenggara | 62.714 | 62.714 | 62.714 | 62.714 | 62.714 | 84.750 | 63.387 |
| Gorontalo | 50.000 | 50.000 | 56.250 | 56.250 | 58.333 | 58.333 | 50.097 |
| Sulawesi Barat | 37.143 | 37.143 | 40.714 | 39.167 | 39.167 | 39.167 | 38.219 |
| Maluku | 83.214 | 88.333 | 93.333 | 93.333 | 93.333 | 93.333 | 83.615 |
| Maluku Utara | 83.500 | 83.500 | 83.500 | 83.500 | 83.500 | 84.444 | 81.125 |
| Papua Barat | 75.000 | 75.000 | 75.000 | 75.000 | 75.000 | 75.000 | 70.292 |
| Papua | 36.300 | 36.800 | 36.800 | 36.800 | 38.571 | 38.571 | 36.880 |
| Nasional | 50.571 | 51.020 | 51.710 | 52.260 | 52.792 | 53.490 | 50.307 |

Tabel 4.22
Harga Konsumen Pedesaan Kelompok Sandang Wanita, 2008
Celana Dalam (Rp/Helai)

| Provinsi | Januari | Februari | Maret | April | Mei | Juni |
|--------------------------|--------------|--------------|--------------|--------------|--------------|--------------|
| (1) | (2) | (3) | (4) | (5) | (6) | (7) |
| Nanggroe Aceh Darussalam | 5.833 | 6.385 | 6.633 | 6.962 | 6.964 | 7.143 |
| Sumatera Utara | 6.235 | 6.525 | 6.500 | 6.350 | 6.355 | 6.555 |
| Sumatera Barat | 7.942 | 4.936 | 5.177 | 5.177 | 5.177 | 5.254 |
| Riau | 6.611 | 6.450 | 6.550 | 6.318 | 6.318 | 6.318 |
| Jambi | 4.333 | 4.750 | 4.722 | 5.350 | 5.350 | 5.400 |
| Sumatera Selatan | 6.222 | 6.176 | 6.147 | 6.071 | 6.071 | 5.875 |
| Bengkulu | 7.591 | 7.682 | 7.682 | 7.682 | 7.682 | 7.500 |
| Lampung | 6.000 | 6.100 | 6.571 | 7.889 | 7.889 | 7.889 |
| Bangka Belitung | 6.333 | 6.200 | 6.273 | 6.455 | 6.346 | 6.346 |
| Kepulauan Riau | 5.625 | 5.625 | 5.625 | 5.625 | 5.625 | 5.625 |
| Jawa Barat | 5.363 | 5.343 | 5.467 | 5.456 | 5.615 | 5.755 |
| Jawa Tengah | 5.795 | 5.819 | 5.669 | 5.669 | 5.697 | 5.829 |
| D. I. Yogyakarta | 5.150 | 5.045 | 5.167 | 4.909 | 4.909 | 4.909 |
| Jawa Timur | 5.301 | 5.287 | 5.472 | 5.476 | 5.650 | 5.680 |
| Banten | 6.300 | 6.125 | 5.833 | 5.550 | 4.800 | 4.800 |
| Bali | 5.107 | 6.938 | 7.188 | 7.531 | 7.733 | 7.767 |
| Nusa Tenggara Barat | 7.182 | 6.792 | 6.333 | 6.115 | 6.321 | 6.300 |
| Nusa Tenggara Timur | 7.750 | 7.235 | 6.900 | 6.614 | 6.614 | 6.568 |
| Kalimantan Barat | 7.406 | 7.406 | 6.941 | 7.118 | 7.118 | 7.118 |
| Kalimantan Tengah | 5.571 | 5.214 | 5.286 | 5.214 | 5.250 | 5.269 |
| Kalimantan Selatan | 6.056 | 6.056 | 5.333 | 5.231 | 5.567 | 5.842 |
| Kalimantan Timur | 7.278 | 6.917 | 6.615 | 6.615 | 6.692 | 7.346 |
| Sulawesi Utara | 6.500 | 5.857 | 6.688 | 6.167 | 6.167 | 6.050 |
| Sulawesi Tengah | 5.500 | 5.325 | 5.310 | 5.273 | 5.273 | 5.273 |
| Sulawesi Selatan | 9.409 | 9.409 | 9.409 | 9.409 | 9.409 | 9.409 |
| Sulawesi Tenggara | 5.762 | 5.762 | 5.762 | 5.762 | 5.778 | 5.778 |
| Gorontalo | 4.325 | 3.750 | 3.938 | 4.063 | 4.063 | 4.111 |
| Sulawesi Barat | 5.864 | 4.111 | 3.944 | 5.955 | 6.333 | 6.000 |
| Maluku | 7.500 | 7.727 | 7.727 | 7.727 | 7.773 | 7.773 |
| Maluku Utara | 6.533 | 6.533 | 6.533 | 6.533 | 6.533 | 6.533 |
| Papua Barat | 5.500 | 5.571 | 5.571 | 5.571 | 5.571 | 5.714 |
| Papua | 7.455 | 7.455 | 7.455 | 7.455 | 7.455 | 7.455 |
| Nasional | 6.292 | 6.141 | 6.138 | 6.228 | 6.253 | 6.287 |

Tabel 4.22: Lanjutan

| Provinsi | Juli | Agustus | September | Oktober | November | Desember | Rata-rata |
|--------------------------|--------------|----------------|------------------|----------------|-----------------|-----------------|------------------|
| (1) | (8) | (9) | (10) | (11) | (12) | (13) | (14) |
| Nanggroe Aceh Darussalam | 9.400 | 7.929 | 7.929 | 7.857 | 7.929 | 7.708 | 7.389 |
| Sumatera Utara | 6.700 | 6.925 | 7.025 | 7.075 | 7.075 | 7.325 | 6.720 |
| Sumatera Barat | 5.521 | 5.557 | 5.664 | 5.700 | 5.254 | 5.380 | 5.562 |
| Riau | 6.318 | 6.409 | 5.278 | 5.500 | 5.929 | 5.929 | 6.161 |
| Jambi | 5.400 | 5.400 | 5.364 | 5.364 | 5.364 | 5.400 | 5.183 |
| Sumatera Selatan | 5.969 | 5.969 | 7.281 | 7.206 | 7.281 | 7.281 | 6.463 |
| Bengkulu | 7.500 | 7.577 | 7.577 | 7.577 | 7.577 | 7.889 | 7.626 |
| Lampung | 7.600 | 7.800 | 8.000 | 8.250 | 8.250 | 8.250 | 7.541 |
| Bangka Belitung | 6.654 | 6.654 | 6.429 | 6.538 | 6.094 | 6.094 | 6.368 |
| Kepulauan Riau | 5.625 | 5.625 | 5.625 | 5.625 | 5.625 | 5.625 | 5.625 |
| Jawa Barat | 5.689 | 5.709 | 5.688 | 5.729 | 5.800 | 5.864 | 5.623 |
| Jawa Tengah | 5.842 | 6.196 | 6.311 | 6.264 | 6.276 | 6.302 | 5.972 |
| D. I. Yogyakarta | 5.167 | 5.167 | 5.167 | 5.167 | 5.167 | 5.167 | 5.091 |
| Jawa Timur | 5.799 | 5.839 | 5.930 | 6.274 | 6.354 | 6.354 | 5.785 |
| Banten | 5.300 | 5.900 | 6.100 | 6.444 | 6.722 | 6.938 | 5.901 |
| Bali | 7.867 | 7.933 | 7.933 | 8.000 | 8.000 | 8.000 | 7.500 |
| Nusa Tenggara Barat | 6.300 | 6.300 | 6.719 | 6.719 | 7.094 | 7.094 | 6.606 |
| Nusa Tenggara Timur | 6.636 | 6.841 | 6.762 | 6.886 | 6.929 | 6.775 | 6.876 |
| Kalimantan Barat | 7.118 | 7.118 | 7.441 | 7.594 | 7.688 | 7.688 | 7.313 |
| Kalimantan Tengah | 4.955 | 5.250 | 5.682 | 5.682 | 5.682 | 5.682 | 5.395 |
| Kalimantan Selatan | 6.227 | 5.996 | 6.035 | 5.919 | 5.919 | 5.450 | 5.803 |
| Kalimantan Timur | 7.346 | 7.346 | 7.773 | 7.773 | 7.773 | 7.955 | 7.286 |
| Sulawesi Utara | 6.222 | 6.222 | 6.222 | 6.100 | 6.100 | 6.000 | 6.191 |
| Sulawesi Tengah | 5.273 | 5.273 | 5.273 | 5.273 | 5.273 | 5.273 | 5.299 |
| Sulawesi Selatan | 9.409 | 9.409 | 9.409 | 9.409 | 9.409 | 9.409 | 9.409 |
| Sulawesi Tenggara | 5.825 | 5.845 | 5.845 | 5.917 | 5.845 | 5.845 | 5.811 |
| Gorontalo | 4.111 | 4.000 | 4.063 | 5.000 | 5.313 | 5.313 | 4.337 |
| Sulawesi Barat | 6.000 | 6.100 | 6.000 | 6.333 | 5.545 | 5.545 | 5.644 |
| Maluku | 7.773 | 8.000 | 8.000 | 8.000 | 8.000 | 8.000 | 7.833 |
| Maluku Utara | 6.533 | 6.533 | 6.533 | 6.533 | 6.533 | 6.600 | 6.539 |
| Papua Barat | 5.714 | 6.000 | 5.714 | 5.714 | 5.714 | 5.714 | 5.673 |
| Papua | 7.455 | 7.455 | 7.455 | 7.455 | 7.455 | 7.455 | 7.455 |
| Nasional | 6.414 | 6.446 | 6.507 | 6.590 | 6.593 | 6.603 | 6.374 |

Tabel 4.23
Harga Konsumen Pedesaan Kelompok Sandang Wanita, 2008
Daster (Rp/Helai)

| Provinsi | Januari | Februari | Maret | April | Mei | Juni |
|--------------------------|---------------|---------------|---------------|---------------|---------------|---------------|
| (1) | (2) | (3) | (4) | (5) | (6) | (7) |
| Nanggroe Aceh Darussalam | 41.000 | 42.500 | 42.000 | 41.000 | 41.000 | 42.500 |
| Sumatera Utara | 36.750 | 36.167 | 36.167 | 36.167 | 36.167 | 36.000 |
| Sumatera Barat | 27.500 | 27.000 | 30.778 | 30.778 | 30.778 | 31.556 |
| Riau | 35.000 | 32.500 | 32.500 | 30.000 | 30.000 | 32.000 |
| Jambi | 28.500 | 32.333 | 32.333 | 32.333 | 32.333 | 32.333 |
| Sumatera Selatan | 44.667 | 43.800 | 40.667 | 39.000 | 39.000 | 38.333 |
| Bengkulu | 35.000 | 35.833 | 35.833 | 35.833 | 35.833 | 38.000 |
| Lampung | 30.000 | 33.800 | 33.000 | 33.000 | 33.000 | 33.000 |
| Bangka Belitung | 39.000 | 39.000 | 37.500 | 37.500 | 37.143 | 37.143 |
| Kepulauan Riau | 32.500 | 32.500 | 31.000 | 32.500 | 31.667 | 31.667 |
| Jawa Barat | 25.917 | 27.700 | 28.804 | 28.185 | 28.537 | 29.852 |
| Jawa Tengah | 29.801 | 32.227 | 30.564 | 28.682 | 28.826 | 28.961 |
| D. I. Yogyakarta | 23.000 | 23.000 | 23.000 | 23.000 | 23.000 | 23.000 |
| Jawa Timur | 29.583 | 28.073 | 28.241 | 28.456 | 28.780 | 29.085 |
| Banten | 25.000 | 25.000 | 31.667 | 34.500 | 34.500 | 34.500 |
| Bali | 35.000 | 30.375 | 30.375 | 30.111 | 30.111 | 30.667 |
| Nusa Tenggara Barat | 50.000 | 50.000 | 50.000 | 50.000 | 41.250 | 43.333 |
| Nusa Tenggara Timur | 50.000 | 49.286 | 45.556 | 45.556 | 45.556 | 46.111 |
| Kalimantan Barat | 37.400 | 35.500 | 33.667 | 33.667 | 33.667 | 33.667 |
| Kalimantan Tengah | 26.500 | 31.000 | 31.333 | 31.889 | 32.500 | 32.750 |
| Kalimantan Selatan | 32.192 | 32.192 | 32.192 | 32.192 | 32.192 | 32.192 |
| Kalimantan Timur | 32.500 | 25.000 | 27.000 | 27.917 | 27.917 | 29.583 |
| Sulawesi Utara | 27.500 | 33.333 | 33.333 | 29.000 | 29.167 | 29.583 |
| Sulawesi Tengah | 34.286 | 35.000 | 34.333 | 35.667 | 36.333 | 37.000 |
| Sulawesi Selatan | 29.000 | 33.000 | 29.214 | 29.938 | 30.563 | 31.250 |
| Sulawesi Tenggara | 39.000 | 36.500 | 37.000 | 37.200 | 37.200 | 39.000 |
| Gorontalo | 33.750 | 33.750 | 33.750 | 33.750 | 33.750 | 33.750 |
| Sulawesi Barat | 24.000 | 31.111 | 31.222 | 30.750 | 30.111 | 30.667 |
| Maluku | 41.250 | 41.111 | 41.111 | 41.111 | 42.444 | 42.444 |
| Maluku Utara | 44.550 | 44.550 | 44.550 | 46.722 | 46.313 | 49.375 |
| Papua Barat | 33.750 | 36.667 | 36.667 | 36.667 | 36.667 | 40.000 |
| Papua | 43.750 | 43.750 | 43.750 | 43.750 | 43.750 | 43.750 |
| Nasional | 34.301 | 34.799 | 34.660 | 34.588 | 34.377 | 35.095 |

Tabel 4.23: Lanjutan

| Provinsi | Juli | Agustus | September | Oktober | November | Desember | Rata-rata |
|--------------------------|---------------|----------------|------------------|----------------|-----------------|-----------------|------------------|
| (1) | (8) | (9) | (10) | (11) | (12) | (13) | (14) |
| Nanggroe Aceh Darussalam | 42.000 | 42.000 | 43.000 | 44.000 | 36.250 | 38.333 | 41.299 |
| Sumatera Utara | 37.286 | 37.429 | 37.714 | 38.143 | 38.143 | 38.143 | 37.023 |
| Sumatera Barat | 31.833 | 32.650 | 34.100 | 34.100 | 34.556 | 33.000 | 31.552 |
| Riau | 32.000 | 31.667 | 31.667 | 34.286 | 35.000 | 33.750 | 32.531 |
| Jambi | 32.333 | 32.333 | 33.333 | 33.333 | 33.333 | 32.500 | 32.278 |
| Sumatera Selatan | 38.333 | 38.333 | 47.857 | 47.500 | 47.857 | 47.857 | 42.767 |
| Bengkulu | 38.000 | 38.000 | 38.000 | 38.000 | 38.000 | 37.500 | 36.986 |
| Lampung | 33.000 | 33.000 | 33.000 | 33.000 | 34.429 | 34.714 | 33.079 |
| Bangka Belitung | 37.143 | 37.143 | 38.750 | 40.000 | 39.444 | 39.444 | 38.268 |
| Kepulauan Riau | 31.667 | 31.667 | 31.667 | 31.667 | 33.333 | 30.000 | 31.819 |
| Jawa Barat | 30.385 | 30.385 | 30.260 | 30.060 | 30.340 | 30.979 | 29.284 |
| Jawa Tengah | 28.818 | 29.471 | 29.929 | 30.258 | 30.504 | 30.470 | 29.876 |
| D. I. Yogyakarta | 24.000 | 24.000 | 26.000 | 26.000 | 26.000 | 26.000 | 24.167 |
| Jawa Timur | 29.061 | 29.158 | 29.895 | 29.947 | 30.537 | 30.537 | 29.279 |
| Banten | 35.000 | 35.500 | 36.667 | 36.667 | 36.667 | 36.667 | 33.528 |
| Bali | 30.667 | 30.667 | 30.667 | 30.889 | 30.889 | 30.889 | 30.942 |
| Nusa Tenggara Barat | 43.333 | 43.333 | 46.667 | 46.667 | 46.667 | 46.667 | 46.493 |
| Nusa Tenggara Timur | 46.389 | 47.167 | 47.722 | 47.722 | 48.556 | 45.250 | 47.072 |
| Kalimantan Barat | 32.000 | 32.000 | 32.833 | 32.833 | 36.667 | 36.667 | 34.214 |
| Kalimantan Tengah | 32.750 | 32.750 | 33.000 | 33.000 | 33.000 | 33.000 | 31.956 |
| Kalimantan Selatan | 32.192 | 32.192 | 32.192 | 32.192 | 32.192 | 32.192 | 32.192 |
| Kalimantan Timur | 32.083 | 32.083 | 32.083 | 32.083 | 32.917 | 33.750 | 30.410 |
| Sulawesi Utara | 34.643 | 34.643 | 34.643 | 34.643 | 34.643 | 40.500 | 32.969 |
| Sulawesi Tengah | 37.333 | 37.333 | 37.467 | 37.467 | 37.467 | 37.800 | 36.457 |
| Sulawesi Selatan | 31.667 | 31.667 | 31.667 | 31.667 | 29.375 | 29.375 | 30.698 |
| Sulawesi Tenggara | 36.667 | 36.667 | 37.778 | 38.333 | 38.333 | 38.750 | 37.702 |
| Gorontalo | 33.750 | 33.750 | 33.750 | 33.750 | 33.750 | 33.750 | 33.750 |
| Sulawesi Barat | 31.667 | 31.667 | 31.444 | 31.667 | 31.667 | 31.889 | 30.655 |
| Maluku | 43.000 | 48.000 | 48.000 | 49.000 | 49.000 | 49.000 | 44.623 |
| Maluku Utara | 49.375 | 49.375 | 49.375 | 49.375 | 49.375 | 47.857 | 47.566 |
| Papua Barat | 41.667 | 43.333 | 41.667 | 41.667 | 41.667 | 41.667 | 39.340 |
| Papua | 43.750 | 43.750 | 43.750 | 43.750 | 43.750 | 43.750 | 43.750 |
| Nasional | 35.431 | 35.722 | 36.454 | 36.677 | 36.697 | 36.645 | 35.454 |

Tabel 4.24
Harga Konsumen Pedesaan Kelompok Sandang Wanita, 2008
Gaun (Rp/Helai)

| Provinsi | Januari | Februari | Maret | April | Mei | Juni |
|--------------------------|---------------|---------------|---------------|---------------|---------------|---------------|
| (1) | (2) | (3) | (4) | (5) | (6) | (7) |
| Nanggroe Aceh Darussalam | 93.000 | 93.000 | 94.000 | 107.500 | 107.500 | 107.500 |
| Sumatera Utara | 70.500 | 70.500 | 70.500 | 70.500 | 70.500 | 73.000 |
| Sumatera Barat | 80.000 | 80.000 | 80.000 | 80.000 | 80.000 | 80.000 |
| Riau | 57.500 | 57.500 | 58.000 | 58.000 | 58.000 | 58.000 |
| Jambi | 96.500 | 112.500 | 112.500 | 93.000 | 93.000 | 93.333 |
| Sumatera Selatan | 71.857 | 66.625 | 65.111 | 65.111 | 65.111 | 62.600 |
| Bengkulu | 47.750 | 55.333 | 68.667 | 68.667 | 68.667 | 68.667 |
| Lampung | 73.000 | 73.000 | 73.000 | 73.000 | 73.000 | 73.000 |
| Bangka Belitung | 75.833 | 75.833 | 81.667 | 80.000 | 80.833 | 80.000 |
| Kepulauan Riau | - | - | - | - | - | - |
| Jawa Barat | 72.700 | 67.750 | 67.750 | 67.750 | 67.750 | 56.818 |
| Jawa Tengah | 60.100 | 58.905 | 61.158 | 60.600 | 60.600 | 60.650 |
| D. I. Yogyakarta | 95.000 | 62.500 | 62.500 | 62.500 | 62.500 | 62.500 |
| Jawa Timur | 59.895 | 61.938 | 64.900 | 65.033 | 64.321 | 64.321 |
| Banten | 45.000 | 45.000 | 46.000 | 46.000 | 46.000 | 46.000 |
| Bali | 51.000 | 51.000 | 52.000 | 52.000 | 52.000 | 52.000 |
| Nusa Tenggara Barat | 74.500 | 74.500 | 74.500 | 72.333 | 81.800 | 83.000 |
| Nusa Tenggara Timur | 95.000 | 78.000 | 78.000 | 78.000 | 78.000 | 78.000 |
| Kalimantan Barat | 50.000 | 37.300 | 37.300 | 40.183 | 40.183 | 40.183 |
| Kalimantan Tengah | 70.000 | 74.286 | 70.000 | 70.000 | 70.000 | 70.000 |
| Kalimantan Selatan | 28.500 | 28.500 | 28.500 | 28.500 | 28.500 | 29.250 |
| Kalimantan Timur | 86.250 | 86.250 | 86.250 | 86.250 | 86.250 | 86.250 |
| Sulawesi Utara | 85.000 | 85.000 | 85.000 | 85.000 | 85.000 | 85.000 |
| Sulawesi Tengah | 90.833 | 91.667 | 91.667 | 91.667 | 91.667 | 79.167 |
| Sulawesi Selatan | 77.857 | 77.857 | 77.857 | 77.857 | 77.857 | 77.857 |
| Sulawesi Tenggara | 55.000 | 55.000 | 55.250 | 55.250 | 55.250 | 55.250 |
| Gorontalo | 91.667 | 91.667 | 91.667 | 91.667 | 91.667 | 91.667 |
| Sulawesi Barat | 83.333 | 78.333 | 78.333 | 71.250 | 71.250 | 71.250 |
| Maluku | 114.000 | 114.000 | 114.000 | 114.000 | 114.000 | 114.000 |
| Maluku Utara | 125.000 | 125.000 | 125.000 | 125.000 | 125.000 | 125.714 |
| Papua Barat | 65.000 | 65.000 | 65.333 | 65.333 | 65.333 | 65.333 |
| Papua | 73.333 | 73.333 | 73.667 | 73.667 | 73.667 | 73.667 |
| Nasional | 74.674 | 73.132 | 73.873 | 73.407 | 73.716 | 73.032 |

Tabel 4.24: Lanjutan

| Provinsi | Juli | Agustus | September | Oktober | November | Desember | Rata-rata |
|--------------------------|---------------|----------------|------------------|----------------|-----------------|-----------------|------------------|
| (1) | (8) | (9) | (10) | (11) | (12) | (13) | (14) |
| Nanggroe Aceh Darussalam | 110.000 | 112.500 | 112.500 | 113.750 | 95.000 | 92.500 | 103.229 |
| Sumatera Utara | 75.500 | 75.500 | 75.500 | 75.500 | 76.750 | 81.750 | 73.833 |
| Sumatera Barat | 80.000 | 65.000 | 68.333 | 70.000 | 80.000 | 95.000 | 78.194 |
| Riau | 58.000 | 58.000 | 58.000 | 58.000 | 58.000 | 58.000 | 57.917 |
| Jambi | 93.000 | 93.000 | 93.000 | 93.000 | 93.000 | 93.000 | 96.569 |
| Sumatera Selatan | 63.600 | 63.600 | 59.556 | 55.350 | 59.556 | 59.556 | 63.136 |
| Bengkulu | 68.667 | 68.667 | 68.667 | 68.667 | 68.667 | 73.000 | 66.174 |
| Lampung | 73.000 | 73.000 | 73.000 | 74.250 | 75.000 | 75.500 | 73.479 |
| Bangka Belitung | 80.833 | 84.167 | 85.000 | 82.143 | 82.143 | 82.143 | 80.883 |
| Kepulauan Riau | - | - | - | - | - | - | - |
| Jawa Barat | 55.909 | 56.182 | 54.667 | 54.667 | 54.250 | 54.667 | 60.905 |
| Jawa Tengah | 60.800 | 60.900 | 62.400 | 66.045 | 66.045 | 66.045 | 62.021 |
| D. I. Yogyakarta | 62.500 | 62.500 | 62.500 | 62.500 | 62.500 | 62.500 | 65.208 |
| Jawa Timur | 65.036 | 65.500 | 65.500 | 61.464 | 61.607 | 61.607 | 63.427 |
| Banten | 46.000 | 46.000 | 46.000 | 46.000 | 46.000 | 46.000 | 45.833 |
| Bali | 52.000 | 52.000 | 52.000 | 52.000 | 52.000 | 52.000 | 51.833 |
| Nusa Tenggara Barat | 83.000 | 83.000 | 83.000 | 83.000 | 83.000 | 83.000 | 79.886 |
| Nusa Tenggara Timur | 79.000 | 79.000 | 88.750 | 88.750 | 90.000 | 53.333 | 80.319 |
| Kalimantan Barat | 40.183 | 40.183 | 41.017 | 41.017 | 41.017 | 41.017 | 40.799 |
| Kalimantan Tengah | 74.286 | 80.000 | 87.500 | 87.500 | 87.500 | 87.500 | 77.381 |
| Kalimantan Selatan | 29.250 | 29.250 | 29.250 | 29.250 | 29.250 | 29.250 | 28.938 |
| Kalimantan Timur | 86.250 | 86.250 | 86.250 | 86.250 | 86.250 | 86.250 | 86.250 |
| Sulawesi Utara | 85.000 | 85.000 | 85.000 | 85.000 | 85.000 | 87.000 | 85.167 |
| Sulawesi Tengah | 80.833 | 80.833 | 80.833 | 80.833 | 80.833 | 80.833 | 85.139 |
| Sulawesi Selatan | 77.857 | 77.857 | 77.857 | 77.857 | 77.857 | 77.857 | 77.857 |
| Sulawesi Tenggara | 55.250 | 55.250 | 55.250 | 55.250 | 55.250 | 55.250 | 55.208 |
| Gorontalo | 91.667 | 91.667 | 91.667 | 91.667 | 91.667 | 91.667 | 91.667 |
| Sulawesi Barat | 71.250 | 64.000 | 65.000 | 65.000 | 65.000 | 65.000 | 70.750 |
| Maluku | 114.000 | 114.000 | 114.000 | 119.000 | 119.000 | 119.000 | 115.250 |
| Maluku Utara | 125.714 | 125.714 | 125.714 | 125.714 | 125.714 | 125.714 | 125.417 |
| Papua Barat | 65.333 | 65.333 | 65.333 | 65.333 | 65.333 | 65.333 | 65.278 |
| Papua | 73.667 | 73.667 | 73.667 | 73.667 | 73.667 | 73.667 | 73.611 |
| Nasional | 73.464 | 73.146 | 73.765 | 73.820 | 73.770 | 73.385 | 73.599 |

Tabel 4.25
Harga Konsumen Pedesaan Kelompok Sandang Wanita, 2008
Pembalut Wanita (Rp/Kemas= 10 Buah)

| Provinsi | Januari | Februari | Maret | April | Mei | Juni |
|--------------------------|--------------|--------------|--------------|--------------|--------------|--------------|
| (1) | (2) | (3) | (4) | (5) | (6) | (7) |
| Nanggroe Aceh Darussalam | 5.591 | 5.545 | 5.750 | 6.167 | 5.821 | 6.786 |
| Sumatera Utara | 4.744 | 4.922 | 5.210 | 5.219 | 5.224 | 5.866 |
| Sumatera Barat | 4.250 | 4.250 | 4.333 | 4.452 | 4.476 | 4.476 |
| Riau | 4.857 | 4.857 | 4.857 | 5.000 | 5.000 | 5.000 |
| Jambi | 4.375 | 4.375 | 5.000 | 5.167 | 5.167 | 4.917 |
| Sumatera Selatan | 4.667 | 4.625 | 4.708 | 4.750 | 4.750 | 4.750 |
| Bengkulu | 6.633 | 6.722 | 6.722 | 6.722 | 6.722 | 6.500 |
| Lampung | 4.369 | 4.271 | 4.320 | 4.343 | 4.343 | 4.429 |
| Bangka Belitung | 4.273 | 4.231 | 4.286 | 4.321 | 4.719 | 4.688 |
| Kepulauan Riau | 5.550 | 6.286 | 5.833 | 5.833 | 6.111 | 6.111 |
| Jawa Barat | 3.969 | 3.869 | 3.736 | 3.735 | 3.680 | 3.838 |
| Jawa Tengah | 4.301 | 4.002 | 4.309 | 4.337 | 4.347 | 4.394 |
| D. I. Yogyakarta | 3.278 | 3.498 | 3.702 | 3.960 | 3.873 | 3.889 |
| Jawa Timur | 3.593 | 3.564 | 3.581 | 3.609 | 3.613 | 3.715 |
| Banten | 5.071 | 4.938 | 5.100 | 4.961 | 4.961 | 4.830 |
| Bali | 3.806 | 4.596 | 3.823 | 3.967 | 4.081 | 4.078 |
| Nusa Tenggara Barat | 4.300 | 5.115 | 4.714 | 4.786 | 4.813 | 4.676 |
| Nusa Tenggara Timur | 5.176 | 5.167 | 5.105 | 5.026 | 5.026 | 5.026 |
| Kalimantan Barat | 5.384 | 5.675 | 6.050 | 6.050 | 6.019 | 6.050 |
| Kalimantan Tengah | 5.033 | 5.000 | 4.900 | 4.964 | 4.900 | 5.250 |
| Kalimantan Selatan | 3.643 | 3.713 | 3.479 | 3.619 | 3.686 | 3.845 |
| Kalimantan Timur | 6.889 | 7.091 | 7.045 | 7.300 | 7.300 | 7.455 |
| Sulawesi Utara | 4.625 | 4.625 | 4.625 | 4.550 | 4.792 | 4.808 |
| Sulawesi Tengah | 4.167 | 4.304 | 4.409 | 4.455 | 4.455 | 4.477 |
| Sulawesi Selatan | 4.025 | 3.927 | 4.121 | 4.058 | 4.100 | 4.129 |
| Sulawesi Tenggara | 5.750 | 5.909 | 5.864 | 5.810 | 4.190 | 4.225 |
| Gorontalo | 5.306 | 5.406 | 5.125 | 5.125 | 5.114 | 5.091 |
| Sulawesi Barat | 3.800 | 4.200 | 5.105 | 5.176 | 5.344 | 5.294 |
| Maluku | 5.800 | 5.682 | 5.577 | 5.769 | 6.300 | 6.500 |
| Maluku Utara | 5.875 | 5.875 | 5.700 | 5.611 | 5.571 | 5.571 |
| Papua Barat | 7.167 | 7.167 | 7.167 | 7.167 | 7.167 | 7.250 |
| Papua | 7.750 | 7.778 | 6.692 | 6.917 | 6.308 | 7.269 |
| Nasional | 4.938 | 5.037 | 5.030 | 5.091 | 5.062 | 5.162 |

Tabel 4.25: Lanjutan

| Provinsi | Juli | Agustus | September | Oktober | November | Desember | Rata-rata |
|--------------------------|--------------|----------------|------------------|----------------|-----------------|-----------------|------------------|
| (1) | (8) | (9) | (10) | (11) | (12) | (13) | (14) |
| Nanggroe Aceh Darussalam | 6.786 | 6.750 | 6.750 | 6.750 | 6.750 | 7.208 | 6.388 |
| Sumatera Utara | 5.797 | 5.834 | 5.855 | 5.897 | 5.897 | 5.897 | 5.530 |
| Sumatera Barat | 4.476 | 4.500 | 4.525 | 4.325 | 4.548 | 4.667 | 4.440 |
| Riau | 5.000 | 5.036 | 5.231 | 4.962 | 5.136 | 4.850 | 4.982 |
| Jambi | 5.154 | 5.154 | 5.154 | 5.154 | 5.154 | 5.250 | 5.002 |
| Sumatera Selatan | 4.800 | 4.800 | 4.800 | 4.727 | 4.818 | 4.818 | 4.751 |
| Bengkulu | 6.778 | 7.000 | 7.000 | 7.438 | 7.438 | 8.500 | 7.015 |
| Lampung | 4.429 | 4.500 | 4.536 | 4.571 | 4.769 | 4.667 | 4.462 |
| Bangka Belitung | 5.000 | 5.000 | 5.000 | 4.719 | 5.711 | 5.711 | 4.805 |
| Kepulauan Riau | 6.111 | 6.111 | 6.167 | 6.050 | 6.050 | 6.063 | 6.023 |
| Jawa Barat | 3.907 | 3.972 | 3.947 | 3.920 | 3.932 | 3.973 | 3.873 |
| Jawa Tengah | 4.394 | 4.365 | 4.397 | 4.437 | 4.450 | 4.475 | 4.351 |
| D. I. Yogyakarta | 4.015 | 4.232 | 4.250 | 4.250 | 4.250 | 4.250 | 3.954 |
| Jawa Timur | 3.744 | 3.793 | 3.796 | 3.821 | 3.825 | 3.825 | 3.707 |
| Banten | 4.830 | 4.963 | 4.963 | 4.963 | 4.997 | 4.997 | 4.964 |
| Bali | 4.035 | 4.035 | 4.035 | 4.035 | 4.035 | 4.035 | 4.046 |
| Nusa Tenggara Barat | 4.688 | 4.688 | 4.688 | 4.688 | 4.688 | 4.688 | 4.711 |
| Nusa Tenggara Timur | 5.105 | 5.158 | 5.158 | 5.158 | 5.158 | 5.167 | 5.119 |
| Kalimantan Barat | 6.113 | 6.113 | 6.206 | 6.019 | 6.019 | 6.175 | 5.989 |
| Kalimantan Tengah | 5.438 | 5.438 | 5.467 | 5.500 | 5.500 | 5.292 | 5.223 |
| Kalimantan Selatan | 3.895 | 3.900 | 3.995 | 4.032 | 4.032 | 4.094 | 3.828 |
| Kalimantan Timur | 7.455 | 7.455 | 7.455 | 7.455 | 7.455 | 7.455 | 7.317 |
| Sulawesi Utara | 5.115 | 5.115 | 5.115 | 5.107 | 5.107 | 5.167 | 4.896 |
| Sulawesi Tengah | 4.477 | 4.477 | 4.636 | 4.636 | 4.636 | 4.636 | 4.481 |
| Sulawesi Selatan | 4.111 | 4.111 | 4.132 | 4.118 | 4.125 | 4.133 | 4.091 |
| Sulawesi Tenggara | 4.324 | 4.324 | 4.324 | 4.324 | 4.324 | 4.393 | 4.813 |
| Gorontalo | 5.036 | 5.040 | 5.040 | 4.742 | 4.742 | 4.742 | 5.042 |
| Sulawesi Barat | 5.235 | 5.235 | 5.583 | 5.639 | 5.639 | 5.556 | 5.151 |
| Maluku | 6.500 | 6.500 | 6.444 | 6.500 | 6.500 | 6.500 | 6.214 |
| Maluku Utara | 5.571 | 5.571 | 5.571 | 5.571 | 5.571 | 6.100 | 5.680 |
| Papua Barat | 7.250 | 7.250 | 7.250 | 7.250 | 7.250 | 7.250 | 7.215 |
| Papua | 7.464 | 7.964 | 7.464 | 7.464 | 7.409 | 6.650 | 7.261 |
| Nasional | 5.220 | 5.262 | 5.279 | 5.257 | 5.310 | 5.349 | 5.166 |

Tabel 4.26
Harga Konsumen Pedesaan Kelompok Sandang Anak, 2008
Kemeja Pendek (Rp/Helai)

| Provinsi | Januari | Februari | Maret | April | Mei | Juni |
|--------------------------|---------------|---------------|---------------|---------------|---------------|---------------|
| (1) | (2) | (3) | (4) | (5) | (6) | (7) |
| Nanggroe Aceh Darussalam | 49.750 | 54.167 | 55.000 | 57.143 | 53.750 | 55.625 |
| Sumatera Utara | 31.333 | 33.750 | 32.778 | 32.778 | 32.778 | 34.375 |
| Sumatera Barat | 30.029 | 30.029 | 30.029 | 30.029 | 30.500 | 31.059 |
| Riau | 29.625 | 29.625 | 29.000 | 29.000 | 31.000 | 31.222 |
| Jambi | 33.750 | 34.286 | 34.286 | 33.571 | 34.286 | 34.286 |
| Sumatera Selatan | 24.625 | 24.864 | 26.542 | 24.600 | 24.600 | 24.600 |
| Bengkulu | 26.292 | 27.333 | 27.333 | 28.542 | 28.750 | 29.231 |
| Lampung | 37.111 | 34.909 | 34.909 | 36.818 | 36.818 | 36.818 |
| Bangka Belitung | 31.125 | 31.125 | 31.125 | 32.375 | 33.500 | 32.833 |
| Kepulauan Riau | 23.333 | 26.250 | 26.250 | 26.250 | 28.750 | 28.750 |
| Jawa Barat | 23.779 | 23.056 | 22.973 | 22.987 | 23.973 | 24.431 |
| Jawa Tengah | 21.892 | 21.494 | 21.915 | 22.115 | 22.080 | 22.425 |
| D. I. Yogyakarta | 16.583 | 18.864 | 19.393 | 19.500 | 18.682 | 19.083 |
| Jawa Timur | 23.104 | 22.862 | 23.035 | 23.212 | 23.304 | 23.747 |
| Banten | 24.625 | 30.625 | 29.700 | 32.727 | 32.833 | 33.364 |
| Bali | 21.200 | 21.118 | 21.063 | 23.031 | 23.265 | 23.559 |
| Nusa Tenggara Barat | 23.100 | 23.091 | 23.167 | 23.333 | 23.750 | 24.143 |
| Nusa Tenggara Timur | 28.167 | 27.000 | 28.000 | 28.147 | 27.844 | 27.844 |
| Kalimantan Barat | 27.778 | 28.889 | 31.500 | 32.778 | 32.778 | 32.778 |
| Kalimantan Tengah | 29.375 | 29.292 | 30.056 | 30.333 | 30.333 | 31.000 |
| Kalimantan Selatan | 24.542 | 24.542 | 24.542 | 25.375 | 25.542 | 25.708 |
| Kalimantan Timur | 43.333 | 44.857 | 41.125 | 41.500 | 42.444 | 44.111 |
| Sulawesi Utara | 24.556 | 24.556 | 23.444 | 23.100 | 23.600 | 23.600 |
| Sulawesi Tengah | 26.421 | 26.222 | 25.029 | 25.912 | 26.059 | 26.441 |
| Sulawesi Selatan | 30.000 | 33.333 | 31.000 | 35.875 | 34.111 | 34.111 |
| Sulawesi Tenggara | 34.250 | 31.071 | 29.688 | 30.333 | 29.333 | 30.714 |
| Gorontalo | 38.231 | 38.231 | 38.231 | 38.231 | 38.231 | 38.231 |
| Sulawesi Barat | 23.625 | 23.625 | 23.625 | 23.625 | 23.625 | 23.625 |
| Maluku | 37.500 | 38.889 | 38.889 | 38.333 | 41.667 | 43.333 |
| Maluku Utara | 45.455 | 45.455 | 40.385 | 40.909 | 40.000 | 41.000 |
| Papua Barat | 36.563 | 38.214 | 40.417 | 40.417 | 43.333 | 45.833 |
| Papua | 36.000 | 36.667 | 35.714 | 39.286 | 34.286 | 35.000 |
| Nasional | 29.908 | 30.572 | 30.317 | 31.005 | 31.119 | 31.652 |

Tabel 4.26: Lanjutan

| Provinsi | Juli | Agustus | September | Oktober | November | Desember | Rata-rata |
|--------------------------|---------------|----------------|------------------|----------------|-----------------|-----------------|------------------|
| (1) | (8) | (9) | (10) | (11) | (12) | (13) | (14) |
| Nanggroe Aceh Darussalam | 56.875 | 60.625 | 61.875 | 63.125 | 63.125 | 49.167 | 56.686 |
| Sumatera Utara | 33.556 | 33.200 | 34.700 | 34.700 | 36.000 | 37.500 | 33.954 |
| Sumatera Barat | 31.235 | 31.382 | 34.735 | 35.029 | 34.441 | 34.441 | 31.912 |
| Riau | 31.778 | 33.100 | 37.625 | 37.625 | 43.500 | 43.500 | 33.883 |
| Jambi | 34.286 | 34.286 | 34.286 | 34.286 | 34.286 | 34.167 | 34.172 |
| Sumatera Selatan | 24.900 | 24.900 | 23.000 | 23.700 | 24.200 | 24.200 | 24.561 |
| Bengkulu | 29.615 | 30.000 | 30.000 | 30.000 | 30.000 | 31.111 | 29.017 |
| Lampung | 36.818 | 36.818 | 38.182 | 38.182 | 40.000 | 40.000 | 37.282 |
| Bangka Belitung | 33.944 | 33.944 | 34.300 | 34.333 | 34.200 | 38.818 | 33.469 |
| Kepulauan Riau | 30.000 | 30.000 | 30.000 | 31.250 | 32.500 | 33.333 | 28.889 |
| Jawa Barat | 24.986 | 25.229 | 26.471 | 26.327 | 26.524 | 27.252 | 24.832 |
| Jawa Tengah | 22.990 | 23.146 | 23.948 | 24.638 | 24.859 | 24.349 | 22.987 |
| D. I. Yogyakarta | 20.364 | 20.955 | 21.818 | 21.818 | 21.818 | 23.364 | 20.187 |
| Jawa Timur | 24.122 | 24.178 | 25.430 | 25.497 | 25.740 | 25.740 | 24.164 |
| Banten | 35.909 | 36.818 | 39.091 | 39.091 | 36.364 | 37.727 | 34.073 |
| Bali | 24.265 | 23.971 | 24.206 | 24.765 | 25.706 | 25.735 | 23.490 |
| Nusa Tenggara Barat | 26.286 | 26.286 | 27.000 | 27.000 | 28.964 | 28.964 | 25.424 |
| Nusa Tenggara Timur | 28.000 | 28.625 | 28.625 | 29.063 | 29.844 | 29.933 | 28.424 |
| Kalimantan Barat | 32.778 | 32.778 | 33.333 | 33.750 | 33.750 | 33.750 | 32.220 |
| Kalimantan Tengah | 31.100 | 31.100 | 30.900 | 30.600 | 30.600 | 30.600 | 30.441 |
| Kalimantan Selatan | 25.708 | 25.958 | 26.625 | 26.625 | 26.625 | 26.625 | 25.701 |
| Kalimantan Timur | 44.667 | 44.667 | 46.556 | 46.889 | 46.889 | 46.333 | 44.448 |
| Sulawesi Utara | 23.850 | 23.850 | 23.850 | 23.850 | 23.850 | 24.750 | 23.905 |
| Sulawesi Tengah | 26.618 | 26.912 | 27.765 | 28.353 | 28.206 | 28.382 | 26.860 |
| Sulawesi Selatan | 34.111 | 33.556 | 32.200 | 33.556 | 35.250 | 34.667 | 33.481 |
| Sulawesi Tenggara | 32.083 | 32.083 | 32.083 | 32.917 | 32.917 | 42.857 | 32.528 |
| Gorontalo | 38.231 | 38.231 | 38.231 | 38.231 | 38.231 | 38.231 | 38.231 |
| Sulawesi Barat | 23.625 | 23.625 | 23.625 | 23.625 | 23.625 | 23.625 | 23.625 |
| Maluku | 43.333 | 40.000 | 40.833 | 40.000 | 40.000 | 40.000 | 40.231 |
| Maluku Utara | 41.000 | 41.000 | 41.000 | 41.000 | 41.000 | 48.750 | 42.246 |
| Papua Barat | 47.500 | 54.000 | 50.833 | 50.833 | 50.833 | 50.833 | 45.801 |
| Papua | 33.750 | 33.750 | 33.750 | 33.750 | 33.750 | 35.714 | 35.118 |
| Nasional | 32.134 | 32.468 | 33.027 | 33.263 | 33.675 | 34.201 | 31.945 |

Tabel 4.27
Harga Konsumen Pedesaan Kelompok Sandang Anak, 2008
Celana Pendek (Rp/Helai)

| Provinsi | Januari | Februari | Maret | April | Mei | Juni |
|--------------------------|---------------|---------------|---------------|---------------|---------------|---------------|
| (1) | (2) | (3) | (4) | (5) | (6) | (7) |
| Nanggroe Aceh Darussalam | 30.625 | 32.500 | 31.000 | 31.111 | 31.111 | 32.889 |
| Sumatera Utara | 28.182 | 34.808 | 34.583 | 34.583 | 33.538 | 33.538 |
| Sumatera Barat | 22.364 | 22.154 | 21.667 | 23.167 | 24.269 | 24.808 |
| Riau | 26.056 | 28.688 | 27.167 | 27.167 | 28.688 | 28.688 |
| Jambi | 31.333 | 31.000 | 30.545 | 30.917 | 31.167 | 31.167 |
| Sumatera Selatan | 22.767 | 24.364 | 27.538 | 27.714 | 28.308 | 30.357 |
| Bengkulu | 32.462 | 33.714 | 33.714 | 33.714 | 33.714 | 37.667 |
| Lampung | 32.600 | 31.706 | 32.647 | 32.647 | 32.647 | 32.647 |
| Bangka Belitung | 37.444 | 37.444 | 37.444 | 37.444 | 34.727 | 34.727 |
| Kepulauan Riau | 36.667 | 41.250 | 43.000 | 43.000 | 43.000 | 41.667 |
| Jawa Barat | 23.878 | 23.653 | 23.677 | 23.612 | 23.912 | 24.090 |
| Jawa Tengah | 18.992 | 20.089 | 20.434 | 20.609 | 20.590 | 20.909 |
| D. I. Yogyakarta | 17.458 | 17.909 | 19.700 | 23.000 | 23.375 | 24.833 |
| Jawa Timur | 23.505 | 23.510 | 23.755 | 23.535 | 23.662 | 23.828 |
| Banten | 26.500 | 29.091 | 29.091 | 27.500 | 27.500 | 32.692 |
| Bali | 21.028 | 21.025 | 20.977 | 21.455 | 21.792 | 22.354 |
| Nusa Tenggara Barat | 25.079 | 25.132 | 25.763 | 25.921 | 26.237 | 26.605 |
| Nusa Tenggara Timur | 31.188 | 31.420 | 30.707 | 30.262 | 30.947 | 30.900 |
| Kalimantan Barat | 26.654 | 26.792 | 27.423 | 29.955 | 29.955 | 29.955 |
| Kalimantan Tengah | 29.684 | 29.611 | 27.167 | 27.167 | 27.667 | 30.529 |
| Kalimantan Selatan | 17.278 | 17.278 | 17.278 | 17.250 | 17.361 | 18.353 |
| Kalimantan Timur | 32.292 | 32.292 | 32.292 | 32.292 | 32.292 | 32.292 |
| Sulawesi Utara | 25.313 | 25.313 | 27.813 | 26.364 | 26.364 | 26.591 |
| Sulawesi Tengah | 28.000 | 28.500 | 26.500 | 25.260 | 26.019 | 26.115 |
| Sulawesi Selatan | 21.700 | 31.250 | 30.714 | 29.688 | 29.688 | 31.333 |
| Sulawesi Tenggara | 30.900 | 28.889 | 29.688 | 30.333 | 27.308 | 27.667 |
| Gorontalo | 32.150 | 32.150 | 31.900 | 31.900 | 32.900 | 32.409 |
| Sulawesi Barat | 25.192 | 26.042 | 26.042 | 27.500 | 28.056 | 27.813 |
| Maluku | 45.750 | 41.875 | 42.292 | 42.292 | 42.292 | 42.250 |
| Maluku Utara | 40.250 | 40.250 | 34.458 | 33.955 | 31.850 | 34.600 |
| Papua Barat | 30.833 | 32.500 | 32.500 | 38.000 | 35.833 | 35.833 |
| Papua | 25.000 | 27.727 | 27.143 | 31.538 | 28.214 | 27.667 |
| Nasional | 28.098 | 29.060 | 28.957 | 29.402 | 29.218 | 29.930 |

Tabel 4.27: Lanjutan

| Provinsi | Juli | Agustus | September | Oktober | November | Desember | Rata-rata |
|--------------------------|---------------|---------------|---------------|---------------|---------------|---------------|---------------|
| (1) | (8) | (9) | (10) | (11) | (12) | (13) | (14) |
| Nanggroe Aceh Darussalam | 32.889 | 34.556 | 34.000 | 35.111 | 35.111 | 32.286 | 32.766 |
| Sumatera Utara | 33.154 | 33.154 | 34.692 | 34.692 | 35.083 | 36.250 | 33.855 |
| Sumatera Barat | 25.038 | 25.269 | 26.192 | 27.893 | 27.731 | 28.409 | 24.913 |
| Riau | 28.688 | 27.950 | 28.591 | 27.950 | 30.500 | 30.500 | 28.386 |
| Jambi | 30.917 | 31.692 | 31.538 | 31.538 | 31.538 | 32.917 | 31.356 |
| Sumatera Selatan | 30.538 | 30.538 | 30.400 | 30.688 | 31.000 | 31.000 | 28.768 |
| Bengkulu | 37.667 | 39.091 | 39.091 | 38.364 | 38.364 | 39.111 | 36.389 |
| Lampung | 32.647 | 32.647 | 34.471 | 34.438 | 35.400 | 35.533 | 33.336 |
| Bangka Belitung | 37.091 | 37.091 | 37.091 | 40.300 | 47.429 | 46.000 | 38.686 |
| Kepulauan Riau | 40.000 | 40.000 | 37.857 | 37.857 | 38.571 | 41.000 | 40.322 |
| Jawa Barat | 23.755 | 23.844 | 24.670 | 24.795 | 24.868 | 25.128 | 24.157 |
| Jawa Tengah | 21.366 | 21.388 | 21.643 | 22.140 | 22.271 | 21.667 | 21.008 |
| D. I. Yogyakarta | 26.833 | 25.950 | 26.300 | 26.300 | 26.500 | 26.500 | 23.722 |
| Jawa Timur | 24.045 | 24.130 | 24.508 | 24.702 | 24.574 | 24.574 | 24.027 |
| Banten | 33.615 | 33.615 | 33.615 | 33.615 | 35.308 | 33.385 | 31.294 |
| Bali | 22.543 | 22.761 | 22.913 | 22.750 | 22.750 | 23.435 | 22.149 |
| Nusa Tenggara Barat | 27.921 | 27.921 | 28.553 | 28.553 | 28.553 | 30.079 | 27.193 |
| Nusa Tenggara Timur | 35.421 | 33.158 | 33.158 | 32.632 | 33.421 | 33.722 | 32.245 |
| Kalimantan Barat | 29.955 | 29.955 | 32.227 | 35.050 | 35.050 | 35.050 | 30.668 |
| Kalimantan Tengah | 30.941 | 34.429 | 33.063 | 33.063 | 33.063 | 33.688 | 30.839 |
| Kalimantan Selatan | 18.059 | 18.313 | 20.063 | 20.063 | 20.400 | 21.846 | 18.628 |
| Kalimantan Timur | 32.292 | 32.292 | 32.292 | 32.292 | 32.292 | 32.292 | 32.292 |
| Sulawesi Utara | 26.591 | 26.591 | 26.591 | 23.864 | 23.864 | 17.917 | 25.264 |
| Sulawesi Tengah | 26.115 | 26.115 | 26.769 | 26.769 | 26.769 | 26.769 | 26.642 |
| Sulawesi Selatan | 28.438 | 30.294 | 30.588 | 30.882 | 30.313 | 30.667 | 29.629 |
| Sulawesi Tenggara | 28.500 | 28.500 | 28.182 | 28.182 | 29.091 | 31.714 | 29.079 |
| Gorontalo | 29.900 | 26.556 | 26.556 | 24.333 | 25.500 | 25.500 | 29.313 |
| Sulawesi Barat | 27.813 | 27.188 | 30.278 | 29.688 | 29.688 | 29.688 | 27.915 |
| Maluku | 42.250 | 43.857 | 46.000 | 43.857 | 43.857 | 45.286 | 43.488 |
| Maluku Utara | 34.600 | 34.600 | 34.600 | 34.600 | 34.600 | 41.875 | 35.853 |
| Papua Barat | 35.833 | 39.000 | 39.000 | 39.000 | 38.333 | 39.167 | 36.319 |
| Papua | 27.941 | 28.235 | 28.824 | 28.235 | 30.000 | 30.769 | 28.441 |
| Nasional | 30.105 | 30.334 | 30.760 | 30.756 | 31.306 | 31.679 | 29.967 |

Tabel 4.28
Harga Konsumen Pedesaan Kelompok Sandang Anak, 2008
Rok Terusan (Rp/Helai)

| Provinsi | Januari | Februari | Maret | April | Mei | Juni |
|--------------------------|---------------|---------------|---------------|---------------|---------------|---------------|
| (1) | (2) | (3) | (4) | (5) | (6) | (7) |
| Nanggroe Aceh Darussalam | 49.167 | 49.167 | 49.167 | 50.833 | 50.833 | 50.833 |
| Sumatera Utara | 29.833 | 34.000 | 33.750 | 39.000 | 39.000 | 39.000 |
| Sumatera Barat | 34.000 | 31.500 | 30.250 | 30.250 | 30.250 | 30.250 |
| Riau | 30.000 | 30.000 | 30.000 | 30.000 | 32.500 | 37.500 |
| Jambi | 50.429 | 50.375 | 48.111 | 56.300 | 56.300 | 56.500 |
| Sumatera Selatan | 32.500 | 32.500 | 32.500 | 32.500 | 32.500 | 33.214 |
| Bengkulu | 31.500 | 33.200 | 33.200 | 31.000 | 33.200 | 34.200 |
| Lampung | 38.000 | 39.286 | 39.375 | 39.375 | 39.375 | 39.375 |
| Bangka Belitung | 51.200 | 51.000 | 51.000 | 52.000 | 52.000 | 51.000 |
| Kepulauan Riau | - | - | - | - | - | - |
| Jawa Barat | 30.289 | 30.289 | 29.750 | 31.273 | 31.705 | 32.696 |
| Jawa Tengah | 28.374 | 29.037 | 29.599 | 29.599 | 29.726 | 29.703 |
| D. I. Yogyakarta | 24.625 | 22.917 | 21.500 | 21.500 | 21.500 | 21.500 |
| Jawa Timur | 33.149 | 32.558 | 32.060 | 32.461 | 32.588 | 33.510 |
| Banten | 28.250 | 34.000 | 34.000 | 35.222 | 37.125 | 37.125 |
| Bali | 31.600 | 29.143 | 29.143 | 28.875 | 33.667 | 34.778 |
| Nusa Tenggara Barat | 31.000 | 31.000 | 31.000 | 31.000 | 31.000 | 30.944 |
| Nusa Tenggara Timur | 39.000 | 38.385 | 38.462 | 38.385 | 38.769 | 38.769 |
| Kalimantan Barat | 37.143 | 38.333 | 38.333 | 38.333 | 38.333 | 38.333 |
| Kalimantan Tengah | 35.000 | 34.167 | 34.167 | 38.000 | 38.000 | 38.000 |
| Kalimantan Selatan | 18.500 | 18.500 | 26.500 | 26.500 | 26.500 | 34.875 |
| Kalimantan Timur | 40.500 | 39.900 | 42.214 | 43.200 | 53.000 | 53.714 |
| Sulawesi Utara | 32.917 | 33.214 | 33.214 | 33.214 | 33.214 | 33.500 |
| Sulawesi Tengah | 40.000 | 40.625 | 35.000 | 39.000 | 39.000 | 39.000 |
| Sulawesi Selatan | 26.000 | 36.667 | 35.000 | 32.500 | 35.000 | 35.000 |
| Sulawesi Tenggara | 22.833 | 36.667 | 33.333 | 33.333 | 33.333 | 37.333 |
| Gorontalo | 27.333 | 27.333 | 29.000 | 29.000 | 29.000 | 29.000 |
| Sulawesi Barat | 45.000 | 47.500 | 43.500 | 41.857 | 43.500 | 43.500 |
| Maluku | 54.063 | 54.063 | 54.063 | 55.000 | 55.000 | 55.000 |
| Maluku Utara | 60.000 | 60.000 | 53.750 | 53.750 | 53.750 | 53.750 |
| Papua Barat | 39.167 | 42.500 | 41.667 | 56.667 | 60.000 | 60.000 |
| Papua | 33.750 | 42.500 | 40.000 | 40.714 | 38.750 | 40.625 |
| Nasional | 35.649 | 37.107 | 36.536 | 37.763 | 38.659 | 39.436 |

Tabel 4.28: Lanjutan

| Provinsi | Juli | Agustus | September | Oktober | November | Desember | Rata-rata |
|--------------------------|---------------|----------------|------------------|----------------|-----------------|-----------------|------------------|
| (1) | (8) | (9) | (10) | (11) | (12) | (13) | (14) |
| Nanggroe Aceh Darussalam | 52.500 | 54.167 | 54.167 | 58.333 | 58.333 | 58.333 | 52.986 |
| Sumatera Utara | 39.000 | 41.000 | 41.000 | 41.000 | 41.000 | 43.000 | 38.382 |
| Sumatera Barat | 30.250 | 31.667 | 31.667 | 31.667 | 31.667 | 31.667 | 31.257 |
| Riau | 37.500 | 37.500 | 37.500 | 37.500 | 37.500 | 37.500 | 34.583 |
| Jambi | 56.300 | 56.300 | 56.500 | 56.500 | 56.500 | 59.444 | 54.963 |
| Sumatera Selatan | 33.214 | 33.214 | 33.214 | 33.214 | 33.214 | 33.214 | 32.917 |
| Bengkulu | 34.200 | 35.200 | 35.200 | 35.200 | 36.000 | 31.250 | 33.613 |
| Lampung | 39.375 | 39.375 | 41.250 | 41.250 | 41.250 | 44.429 | 40.143 |
| Bangka Belitung | 52.000 | 52.000 | 52.000 | 52.000 | 42.500 | 43.333 | 50.169 |
| Kepulauan Riau | - | - | - | - | - | - | - |
| Jawa Barat | 32.457 | 32.087 | 32.826 | 33.261 | 33.352 | 33.443 | 31.952 |
| Jawa Tengah | 29.257 | 28.941 | 30.085 | 30.538 | 30.918 | 30.918 | 29.725 |
| D. I. Yogyakarta | 22.000 | 22.000 | 22.500 | 22.500 | 22.500 | 22.500 | 22.295 |
| Jawa Timur | 33.625 | 33.288 | 34.750 | 34.750 | 34.500 | 34.500 | 33.478 |
| Banten | 37.500 | 37.875 | 37.875 | 37.875 | 41.000 | 41.000 | 36.571 |
| Bali | 34.778 | 35.333 | 38.286 | 35.333 | 35.333 | 35.778 | 33.504 |
| Nusa Tenggara Barat | 31.278 | 31.278 | 31.278 | 31.278 | 32.000 | 33.944 | 31.417 |
| Nusa Tenggara Timur | 38.923 | 38.923 | 38.923 | 38.769 | 39.538 | 37.417 | 38.689 |
| Kalimantan Barat | 38.333 | 38.333 | 39.167 | 39.167 | 39.167 | 39.167 | 38.512 |
| Kalimantan Tengah | 40.833 | 40.833 | 40.833 | 40.833 | 40.833 | 40.833 | 38.528 |
| Kalimantan Selatan | 30.900 | 32.375 | 33.000 | 34.375 | 34.375 | 29.167 | 28.797 |
| Kalimantan Timur | 53.929 | 53.929 | 53.929 | 53.929 | 54.643 | 55.357 | 49.854 |
| Sulawesi Utara | 33.857 | 37.833 | 37.833 | 43.400 | 43.400 | 33.333 | 35.744 |
| Sulawesi Tengah | 39.000 | 39.000 | 39.000 | 39.000 | 39.000 | 39.000 | 38.885 |
| Sulawesi Selatan | 35.000 | 35.000 | 35.000 | 36.500 | 36.111 | 36.111 | 34.491 |
| Sulawesi Tenggara | 32.500 | 32.500 | 32.500 | 32.500 | 32.500 | 40.000 | 33.278 |
| Gorontalo | 26.750 | 26.750 | 26.750 | 28.000 | 29.167 | 29.167 | 28.104 |
| Sulawesi Barat | 43.500 | 43.500 | 44.750 | 48.571 | 48.571 | 48.571 | 45.193 |
| Maluku | 56.250 | 62.000 | 62.000 | 59.000 | 56.667 | 57.500 | 56.717 |
| Maluku Utara | 53.750 | 53.750 | 53.750 | 53.750 | 53.750 | 60.000 | 55.313 |
| Papua Barat | 60.000 | 60.000 | 56.667 | 56.667 | 56.667 | 56.667 | 53.889 |
| Papua | 40.556 | 41.111 | 41.111 | 41.111 | 42.500 | 44.286 | 40.584 |
| Nasional | 39.333 | 39.905 | 40.171 | 40.573 | 40.466 | 40.672 | 38.856 |

Tabel 4.29
Harga Konsumen Pedesaan Kelompok Sandang Anak, 2008
Sepatu Kulit Sintetis (Rp/Pasang)

| Provinsi | Januari | Februari | Maret | April | Mei | Juni |
|--------------------------|---------------|---------------|---------------|---------------|---------------|---------------|
| (1) | (2) | (3) | (4) | (5) | (6) | (7) |
| Nanggroe Aceh Darussalam | 67.500 | 67.500 | 67.500 | 67.500 | 67.500 | 67.500 |
| Sumatera Utara | 45.000 | 51.667 | 46.200 | 46.200 | 51.333 | 51.333 |
| Sumatera Barat | 48.111 | 51.000 | 48.111 | 51.143 | 50.375 | 51.250 |
| Riau | 69.833 | 69.833 | 69.833 | 69.833 | 69.833 | 69.833 |
| Jambi | 48.100 | 48.300 | 48.300 | 50.250 | 50.250 | 50.417 |
| Sumatera Selatan | 58.333 | 58.333 | 54.167 | 54.167 | 54.167 | 54.167 |
| Bengkulu | 53.750 | 53.750 | 53.750 | 53.750 | 53.750 | 53.750 |
| Lampung | 46.500 | 42.000 | 57.200 | 57.200 | 57.200 | 57.200 |
| Bangka Belitung | 62.500 | 55.000 | 55.000 | 53.750 | 55.000 | 56.250 |
| Kepulauan Riau | 45.000 | 45.000 | 45.000 | 45.000 | 45.000 | 46.667 |
| Jawa Barat | 57.750 | 57.750 | 57.750 | 57.750 | 58.688 | 59.813 |
| Jawa Tengah | 42.375 | 42.067 | 40.793 | 42.845 | 43.000 | 42.607 |
| D. I. Yogyakarta | 30.333 | 43.750 | 42.500 | 42.500 | 45.200 | 36.250 |
| Jawa Timur | 37.083 | 40.559 | 41.197 | 41.403 | 41.736 | 43.609 |
| Banten | 46.667 | 46.667 | 46.667 | 46.667 | 46.667 | 46.667 |
| Bali | 36.333 | 36.333 | 36.333 | 36.500 | 36.667 | 37.667 |
| Nusa Tenggara Barat | 42.500 | 41.400 | 38.667 | 39.500 | 40.000 | 44.667 |
| Nusa Tenggara Timur | 35.667 | 35.571 | 35.500 | 35.500 | 35.500 | 35.500 |
| Kalimantan Barat | 35.000 | 35.000 | 28.750 | 31.250 | 31.250 | 31.250 |
| Kalimantan Tengah | 65.250 | 65.250 | 65.250 | 65.250 | 65.250 | 65.250 |
| Kalimantan Selatan | 42.375 | 37.375 | 36.357 | 36.357 | 34.938 | 37.636 |
| Kalimantan Timur | 54.667 | 54.667 | 54.667 | 54.667 | 54.667 | 54.667 |
| Sulawesi Utara | 36.000 | 34.167 | 34.167 | 32.857 | 32.857 | 32.857 |
| Sulawesi Tengah | 57.778 | 52.727 | 52.917 | 54.545 | 55.000 | 56.250 |
| Sulawesi Selatan | 45.000 | 61.667 | 61.667 | 50.333 | 61.000 | 61.000 |
| Sulawesi Tenggara | 59.375 | 53.333 | 48.636 | 42.143 | 49.444 | 45.000 |
| Gorontalo | 59.000 | 41.875 | 53.500 | 54.500 | 54.500 | 54.500 |
| Sulawesi Barat | 64.167 | 64.167 | 64.167 | 67.500 | 67.500 | 67.500 |
| Maluku | 65.000 | 65.000 | 65.000 | 65.000 | 65.000 | 65.000 |
| Maluku Utara | 74.286 | 74.286 | 70.625 | 69.167 | 70.000 | 70.000 |
| Papua Barat | 71.000 | 83.750 | 83.750 | 85.000 | 85.000 | 85.000 |
| Papua | 72.500 | 72.500 | 72.500 | 72.500 | 72.500 | 72.500 |
| Nasional | 52.335 | 52.570 | 52.388 | 52.266 | 53.149 | 53.236 |

Tabel 4.29: Lanjutan

| Provinsi | Juli | Agustus | September | Oktober | November | Desember | Rata-rata |
|--------------------------|---------------|----------------|------------------|----------------|-----------------|-----------------|------------------|
| (1) | (8) | (9) | (10) | (11) | (12) | (13) | (14) |
| Nanggroe Aceh Darussalam | 67.500 | 67.500 | 68.333 | 68.333 | 68.333 | 68.333 | 67.778 |
| Sumatera Utara | 51.333 | 53.000 | 57.833 | 57.833 | 58.143 | 59.571 | 52.454 |
| Sumatera Barat | 51.250 | 51.250 | 53.125 | 54.063 | 53.125 | 48.571 | 50.948 |
| Riau | 76.500 | 88.167 | 88.167 | 88.167 | 88.167 | 89.167 | 78.111 |
| Jambi | 50.417 | 50.417 | 50.417 | 50.417 | 50.417 | 50.417 | 49.843 |
| Sumatera Selatan | 55.833 | 55.833 | 50.625 | 50.625 | 55.833 | 55.833 | 54.826 |
| Bengkulu | 53.750 | 53.750 | 53.750 | 53.750 | 53.750 | 53.750 | 53.750 |
| Lampung | 57.200 | 61.200 | 62.200 | 62.200 | 62.200 | 62.200 | 57.042 |
| Bangka Belitung | 57.500 | 57.500 | 64.000 | 73.333 | 77.500 | 71.429 | 61.563 |
| Kepulauan Riau | 46.667 | 46.667 | 46.667 | 46.667 | 50.000 | 53.333 | 46.806 |
| Jawa Barat | 59.529 | 60.529 | 61.588 | 61.588 | 61.882 | 61.882 | 59.708 |
| Jawa Tengah | 42.946 | 44.304 | 44.346 | 53.537 | 53.722 | 53.518 | 45.505 |
| D. I. Yogyakarta | 36.250 | 36.250 | 36.250 | 36.250 | 36.250 | 36.250 | 38.169 |
| Jawa Timur | 44.506 | 44.388 | 45.124 | 45.976 | 48.313 | 48.313 | 43.517 |
| Banten | 46.667 | 46.667 | 46.667 | 46.667 | 46.667 | 46.667 | 46.667 |
| Bali | 37.667 | 37.667 | 37.667 | 39.333 | 40.500 | 40.500 | 37.764 |
| Nusa Tenggara Barat | 44.667 | 44.667 | 42.500 | 42.500 | 45.000 | 45.000 | 42.589 |
| Nusa Tenggara Timur | 37.400 | 37.900 | 37.900 | 38.100 | 38.100 | 38.444 | 36.757 |
| Kalimantan Barat | 28.750 | 28.750 | 28.750 | 28.750 | 28.750 | 28.750 | 30.417 |
| Kalimantan Tengah | 65.250 | 65.250 | 65.250 | 65.250 | 65.250 | 65.250 | 65.250 |
| Kalimantan Selatan | 37.038 | 37.808 | 38.192 | 38.192 | 38.577 | 30.722 | 37.131 |
| Kalimantan Timur | 54.667 | 54.667 | 54.667 | 54.667 | 54.667 | 54.667 | 54.667 |
| Sulawesi Utara | 33.214 | 33.750 | 33.750 | 33.500 | 33.500 | 33.500 | 33.677 |
| Sulawesi Tengah | 55.227 | 55.227 | 56.136 | 56.136 | 56.136 | 56.591 | 55.389 |
| Sulawesi Selatan | 59.571 | 60.222 | 60.222 | 61.500 | 65.167 | 65.667 | 59.418 |
| Sulawesi Tenggara | 47.000 | 47.000 | 51.667 | 51.667 | 51.667 | 56.250 | 50.265 |
| Gorontalo | 49.583 | 40.500 | 42.500 | 56.250 | 63.000 | 68.000 | 53.142 |
| Sulawesi Barat | 67.500 | 67.500 | 67.500 | 67.500 | 67.500 | 67.500 | 66.667 |
| Maluku | 65.556 | 66.667 | 67.222 | 67.222 | 67.222 | 68.333 | 66.019 |
| Maluku Utara | 70.000 | 70.000 | 71.000 | 71.000 | 71.000 | 77.500 | 71.572 |
| Papua Barat | 85.000 | 85.000 | 85.000 | 85.000 | 85.000 | 85.000 | 83.625 |
| Papua | 73.333 | 73.333 | 73.333 | 73.333 | 73.333 | 73.333 | 72.917 |
| Nasional | 53.415 | 53.854 | 54.448 | 55.603 | 56.521 | 56.695 | 53.873 |

Tabel 4.30
Harga Konsumen Pedesaan Kelompok Sandang Anak, 2008
Sandal Plastik (Rp/Pasang)

| Provinsi | Januari | Februari | Maret | April | Mei | Juni |
|--------------------------|---------------|---------------|---------------|---------------|---------------|---------------|
| (1) | (2) | (3) | (4) | (5) | (6) | (7) |
| Nanggroe Aceh Darussalam | 11.714 | 14.000 | 14.250 | 14.857 | 14.857 | 14.857 |
| Sumatera Utara | 13.750 | 12.125 | 13.143 | 13.143 | 16.125 | 16.500 |
| Sumatera Barat | 14.000 | 14.000 | 14.000 | 15.000 | 14.000 | 14.000 |
| Riau | 14.158 | 14.158 | 14.158 | 15.075 | 15.075 | 15.075 |
| Jambi | 17.000 | 17.000 | 17.000 | 20.000 | 20.000 | 20.000 |
| Sumatera Selatan | 16.488 | 17.700 | 15.989 | 15.143 | 15.143 | 14.500 |
| Bengkulu | 14.000 | 14.000 | 14.000 | 14.000 | 14.000 | 15.800 |
| Lampung | 19.125 | 19.125 | 19.125 | 19.375 | 19.375 | 20.625 |
| Bangka Belitung | 22.250 | 24.071 | 24.071 | 24.071 | 23.214 | 23.214 |
| Kepulauan Riau | 17.667 | 17.500 | 17.500 | 17.500 | 20.000 | 20.000 |
| Jawa Barat | 14.444 | 14.815 | 14.444 | 14.444 | 14.611 | 14.685 |
| Jawa Tengah | 12.337 | 11.951 | 12.056 | 11.972 | 12.132 | 12.106 |
| D. I. Yogyakarta | 14.350 | 15.850 | 15.850 | 15.850 | 15.850 | 15.850 |
| Jawa Timur | 13.175 | 12.512 | 13.024 | 13.549 | 13.561 | 14.036 |
| Banten | 15.667 | 20.200 | 20.200 | 22.333 | 24.000 | 21.667 |
| Bali | 12.750 | 9.441 | 9.471 | 9.647 | 9.647 | 9.969 |
| Nusa Tenggara Barat | 13.500 | 13.375 | 13.375 | 13.222 | 13.444 | 14.583 |
| Nusa Tenggara Timur | 12.786 | 12.000 | 11.667 | 12.227 | 12.364 | 12.364 |
| Kalimantan Barat | 20.563 | 20.563 | 20.563 | 21.188 | 21.188 | 21.188 |
| Kalimantan Tengah | 23.929 | 23.929 | 13.125 | 13.125 | 13.125 | 13.125 |
| Kalimantan Selatan | 13.500 | 14.500 | 13.214 | 12.813 | 13.000 | 13.050 |
| Kalimantan Timur | 16.000 | 16.000 | 16.000 | 16.000 | 16.000 | 16.688 |
| Sulawesi Utara | 16.000 | 14.333 | 14.333 | 12.125 | 12.125 | 12.125 |
| Sulawesi Tengah | 16.818 | 17.500 | 17.857 | 17.857 | 18.214 | 18.393 |
| Sulawesi Selatan | 19.000 | 18.286 | 18.286 | 18.500 | 17.500 | 17.500 |
| Sulawesi Tenggara | 17.906 | 18.967 | 19.094 | 16.536 | 17.594 | 18.231 |
| Gorontalo | 21.714 | 21.714 | 21.714 | 21.714 | 21.714 | 21.714 |
| Sulawesi Barat | 10.100 | 12.643 | 13.389 | 13.313 | 13.583 | 13.313 |
| Maluku | 17.429 | 20.000 | 21.389 | 21.389 | 21.944 | 21.944 |
| Maluku Utara | 24.167 | 24.167 | 24.167 | 24.167 | 25.688 | 25.688 |
| Papua Barat | 25.400 | 25.400 | 25.400 | 25.400 | 27.400 | 27.400 |
| Papua | 21.200 | 21.200 | 21.200 | 21.500 | 21.500 | 22.150 |
| Nasional | 16.653 | 16.970 | 16.658 | 16.782 | 17.124 | 17.261 |

Tabel 4.30: Lanjutan

| Provinsi | Juli | Agustus | September | Oktober | November | Desember | Rata-rata |
|--------------------------|---------------|----------------|------------------|----------------|-----------------|-----------------|------------------|
| (1) | (8) | (9) | (10) | (11) | (12) | (13) | (14) |
| Nanggroe Aceh Darussalam | 15.286 | 15.571 | 15.571 | 16.286 | 16.429 | 16.000 | 14.973 |
| Sumatera Utara | 16.563 | 17.188 | 17.813 | 16.389 | 16.500 | 16.556 | 15.483 |
| Sumatera Barat | 14.500 | 16.818 | 16.500 | 18.364 | 17.250 | 16.111 | 15.379 |
| Riau | 16.742 | 16.833 | 17.667 | 17.667 | 17.667 | 17.917 | 16.016 |
| Jambi | 20.000 | 20.000 | 20.333 | 20.333 | 20.333 | 20.400 | 19.367 |
| Sumatera Selatan | 14.500 | 14.500 | 14.444 | 16.222 | 18.900 | 18.900 | 16.036 |
| Bengkulu | 15.800 | 15.800 | 15.800 | 15.800 | 15.800 | 15.800 | 15.050 |
| Lampung | 20.625 | 21.250 | 21.250 | 20.429 | 20.429 | 20.429 | 20.097 |
| Bangka Belitung | 23.214 | 23.214 | 23.438 | 23.438 | 23.611 | 23.611 | 23.452 |
| Kepulauan Riau | 20.000 | 20.000 | 20.000 | 20.000 | 20.000 | 22.500 | 19.389 |
| Jawa Barat | 14.768 | 14.804 | 15.071 | 15.125 | 15.143 | 15.214 | 14.797 |
| Jawa Tengah | 12.209 | 12.518 | 12.120 | 13.148 | 13.273 | 13.318 | 12.428 |
| D. I. Yogyakarta | 15.850 | 16.000 | 15.850 | 15.850 | 15.850 | 15.850 | 15.738 |
| Jawa Timur | 14.345 | 14.732 | 15.207 | 15.671 | 15.563 | 15.563 | 14.245 |
| Banten | 21.833 | 21.833 | 22.000 | 23.667 | 23.667 | 23.667 | 21.728 |
| Bali | 9.882 | 9.882 | 9.882 | 9.882 | 10.118 | 10.176 | 10.062 |
| Nusa Tenggara Barat | 15.500 | 15.500 | 17.250 | 16.688 | 16.688 | 16.688 | 14.984 |
| Nusa Tenggara Timur | 11.958 | 11.958 | 12.958 | 13.042 | 13.042 | 13.042 | 12.451 |
| Kalimantan Barat | 21.813 | 21.813 | 23.000 | 23.000 | 23.000 | 23.000 | 21.740 |
| Kalimantan Tengah | 13.125 | 13.333 | 14.375 | 18.500 | 18.500 | 18.500 | 16.391 |
| Kalimantan Selatan | 13.389 | 14.000 | 14.000 | 11.667 | 11.667 | 11.250 | 13.004 |
| Kalimantan Timur | 18.188 | 18.188 | 18.188 | 18.188 | 18.188 | 18.188 | 17.151 |
| Sulawesi Utara | 12.188 | 12.188 | 12.188 | 12.188 | 12.188 | 10.300 | 12.690 |
| Sulawesi Tengah | 18.393 | 18.393 | 18.893 | 18.893 | 19.250 | 19.250 | 18.309 |
| Sulawesi Selatan | 16.250 | 16.667 | 17.556 | 18.111 | 18.111 | 18.667 | 17.869 |
| Sulawesi Tenggara | 17.636 | 17.636 | 17.636 | 17.636 | 17.636 | 19.278 | 17.982 |
| Gorontalo | 21.714 | 21.357 | 23.063 | 23.375 | 22.000 | 23.000 | 22.066 |
| Sulawesi Barat | 13.438 | 13.063 | 13.063 | 13.500 | 13.500 | 13.500 | 13.034 |
| Maluku | 21.944 | 16.500 | 17.500 | 16.500 | 16.500 | 17.000 | 19.170 |
| Maluku Utara | 25.688 | 25.688 | 25.688 | 25.688 | 25.688 | 20.750 | 24.769 |
| Papua Barat | 27.400 | 27.400 | 27.400 | 27.400 | 27.400 | 27.400 | 26.733 |
| Papua | 22.150 | 22.150 | 22.150 | 22.150 | 22.150 | 22.150 | 21.804 |
| Nasional | 17.403 | 17.399 | 17.745 | 17.962 | 18.001 | 17.937 | 17.325 |

Tabel 4.31
Harga Konsumen Pedesaan Kelompok Sandang Anak, 2008
Sandal Kulit (Rp/Pasang)

| Provinsi | Januari | Februari | Maret | April | Mei | Juni |
|--------------------------|---------------|---------------|---------------|---------------|---------------|---------------|
| (1) | (2) | (3) | (4) | (5) | (6) | (7) |
| Nanggroe Aceh Darussalam | 55.833 | 55.833 | 55.000 | 55.000 | 55.000 | 55.000 |
| Sumatera Utara | 56.667 | 56.667 | 56.667 | 56.667 | 58.333 | 60.000 |
| Sumatera Barat | 42.875 | 39.714 | 42.143 | 44.167 | 37.188 | 37.188 |
| Riau | 32.500 | 32.500 | 23.750 | 26.250 | 26.250 | 26.250 |
| Jambi | 48.333 | 48.333 | 48.667 | 48.667 | 48.667 | 48.667 |
| Sumatera Selatan | 33.833 | 47.000 | 48.000 | 48.000 | 48.000 | 48.000 |
| Bengkulu | 65.000 | 65.500 | 65.500 | 65.500 | 65.500 | 65.500 |
| Lampung | 25.000 | 26.667 | 44.000 | 44.000 | 44.000 | 44.000 |
| Bangka Belitung | 32.500 | 32.500 | 32.500 | 32.500 | 32.500 | 33.750 |
| Kepulauan Riau | 28.000 | 28.000 | 29.000 | 29.000 | 29.000 | 29.000 |
| Jawa Barat | 30.000 | 24.800 | 25.000 | 30.000 | 30.250 | 30.625 |
| Jawa Tengah | 24.500 | 24.679 | 23.733 | 23.733 | 23.733 | 24.433 |
| D. I. Yogyakarta | - | - | - | - | - | - |
| Jawa Timur | 42.500 | 40.591 | 39.708 | 39.708 | 39.792 | 42.636 |
| Banten | 41.250 | 41.250 | 41.250 | 41.250 | 41.250 | 41.250 |
| Bali | 45.000 | 41.000 | 41.000 | 41.000 | 41.000 | 57.500 |
| Nusa Tenggara Barat | - | - | - | - | - | - |
| Nusa Tenggara Timur | 30.000 | 20.000 | 20.000 | 20.000 | 20.000 | 20.000 |
| Kalimantan Barat | 45.000 | 55.000 | 49.000 | 49.000 | 49.000 | 49.000 |
| Kalimantan Tengah | 42.000 | 42.000 | 42.250 | 42.250 | 42.250 | 42.250 |
| Kalimantan Selatan | 21.000 | 21.000 | 21.000 | 21.000 | 21.000 | 21.167 |
| Kalimantan Timur | 44.500 | 53.500 | 45.667 | 45.667 | 43.429 | 44.143 |
| Sulawesi Utara | 36.667 | 36.667 | 36.667 | 36.667 | 36.667 | 36.667 |
| Sulawesi Tengah | 37.500 | 37.857 | 39.643 | 39.643 | 41.071 | 41.071 |
| Sulawesi Selatan | 40.000 | 43.333 | 38.750 | 36.667 | 34.286 | 34.286 |
| Sulawesi Tenggara | 31.143 | 31.143 | 31.286 | 31.286 | 31.286 | 31.286 |
| Gorontalo | 56.667 | 56.667 | 56.667 | 56.667 | 56.667 | 56.667 |
| Sulawesi Barat | 26.667 | 30.000 | 31.000 | 31.000 | 31.000 | 31.000 |
| Maluku | 47.833 | 51.667 | 51.667 | 55.833 | 55.833 | 55.833 |
| Maluku Utara | 45.000 | 45.000 | 60.000 | 67.500 | 67.500 | 67.500 |
| Papua Barat | 65.000 | 65.000 | 65.000 | 86.250 | 86.250 | 86.250 |
| Papua | 40.000 | 40.000 | 40.250 | 40.250 | 40.250 | 40.250 |
| Nasional | 40.426 | 41.129 | 41.492 | 42.837 | 42.565 | 43.372 |

Tabel 4.31: Lanjutan

| Provinsi | Juli | Agustus | September | Oktober | November | Desember | Rata-rata |
|--------------------------|---------------|----------------|------------------|----------------|-----------------|-----------------|------------------|
| (1) | (8) | (9) | (10) | (11) | (12) | (13) | (14) |
| Nanggroe Aceh Darussalam | 55.000 | 55.000 | 55.000 | 55.000 | 55.000 | 55.000 | 55.139 |
| Sumatera Utara | 61.667 | 61.667 | 61.667 | 61.667 | 61.667 | 61.667 | 59.583 |
| Sumatera Barat | 37.813 | 37.813 | 39.063 | 40.313 | 41.563 | 37.500 | 39.778 |
| Riau | 30.000 | 32.500 | 30.400 | 35.333 | 35.333 | 30.400 | 30.122 |
| Jambi | 48.667 | 48.667 | 48.667 | 48.667 | 48.667 | 48.667 | 48.611 |
| Sumatera Selatan | 48.000 | 48.000 | 47.000 | 47.000 | 47.000 | 47.000 | 46.403 |
| Bengkulu | 65.500 | 65.500 | 65.500 | 65.500 | 65.500 | 65.500 | 65.458 |
| Lampung | 44.000 | 44.000 | 44.000 | 44.000 | 44.000 | 43.000 | 40.889 |
| Bangka Belitung | 34.000 | 34.000 | 34.000 | 50.000 | 56.250 | 48.333 | 37.736 |
| Kepulauan Riau | 29.000 | 29.000 | 29.000 | 29.000 | 29.000 | 29.000 | 28.833 |
| Jawa Barat | 23.889 | 24.611 | 25.556 | 27.125 | 27.125 | 27.125 | 27.175 |
| Jawa Tengah | 25.750 | 26.067 | 25.786 | 25.733 | 25.733 | 25.733 | 24.968 |
| D. I. Yogyakarta | - | - | - | - | - | - | - |
| Jawa Timur | 41.333 | 41.333 | 41.750 | 43.417 | 41.000 | 41.000 | 41.231 |
| Banten | 41.250 | 42.500 | 46.250 | 46.250 | 48.333 | 48.333 | 43.368 |
| Bali | 41.000 | 41.000 | 41.000 | 41.000 | 42.667 | 42.667 | 42.986 |
| Nusa Tenggara Barat | - | - | - | - | - | - | - |
| Nusa Tenggara Timur | 20.000 | 21.250 | 26.250 | 26.250 | 26.250 | 27.500 | 23.125 |
| Kalimantan Barat | 49.000 | 49.000 | 49.000 | 49.000 | 49.000 | 49.000 | 49.167 |
| Kalimantan Tengah | 42.250 | 42.250 | 42.250 | 42.250 | 42.250 | 42.250 | 42.208 |
| Kalimantan Selatan | 21.167 | 21.167 | 21.167 | 21.167 | 21.167 | 21.167 | 21.097 |
| Kalimantan Timur | 46.786 | 46.786 | 46.786 | 46.786 | 46.786 | 46.786 | 46.468 |
| Sulawesi Utara | 36.667 | 36.667 | 36.667 | 36.667 | 36.667 | 30.000 | 36.111 |
| Sulawesi Tengah | 41.071 | 41.071 | 41.071 | 41.071 | 41.071 | 41.071 | 40.268 |
| Sulawesi Selatan | 30.833 | 34.286 | 35.000 | 35.000 | 32.500 | 32.500 | 35.620 |
| Sulawesi Tenggara | 31.286 | 31.286 | 31.286 | 31.286 | 31.286 | 31.286 | 31.262 |
| Gorontalo | 56.667 | 56.667 | 56.667 | 56.667 | 56.667 | 56.667 | 56.667 |
| Sulawesi Barat | 31.000 | 31.000 | 33.000 | 35.000 | 33.750 | 35.000 | 31.618 |
| Maluku | 55.833 | 66.667 | 68.333 | 68.333 | 68.333 | 68.333 | 59.542 |
| Maluku Utara | 67.500 | 67.500 | 67.500 | 67.500 | 67.500 | 67.500 | 63.125 |
| Papua Barat | 86.250 | 86.250 | 86.250 | 86.250 | 86.250 | 86.250 | 80.938 |
| Papua | 40.250 | 40.250 | 40.250 | 40.250 | 40.250 | 40.250 | 40.208 |
| Nasional | 42.781 | 43.458 | 43.870 | 44.783 | 44.952 | 44.216 | 42.990 |

Tabel 4.32
Harga Konsumen Pedesaan Kelompok Sandang Anak, 2008
Baju Kaos (Rp/Helai)

| Provinsi | Januari | Februari | Maret | April | Mei | Juni |
|--------------------------|---------------|---------------|---------------|---------------|---------------|---------------|
| (1) | (2) | (3) | (4) | (5) | (6) | (7) |
| Nanggroe Aceh Darussalam | 31.571 | 31.571 | 31.857 | 31.857 | 31.857 | 31.857 |
| Sumatera Utara | 25.667 | 29.273 | 29.200 | 28.364 | 28.545 | 28.727 |
| Sumatera Barat | 22.615 | 24.625 | 25.045 | 23.250 | 23.958 | 24.458 |
| Riau | 27.313 | 25.389 | 25.389 | 25.389 | 27.938 | 27.938 |
| Jambi | 20.143 | 20.143 | 20.143 | 20.143 | 20.143 | 20.143 |
| Sumatera Selatan | 20.900 | 18.444 | 18.778 | 18.625 | 18.625 | 23.000 |
| Bengkulu | 21.167 | 22.500 | 22.500 | 21.429 | 22.500 | 23.000 |
| Lampung | 28.667 | 27.000 | 27.000 | 27.000 | 27.000 | 27.000 |
| Bangka Belitung | 37.000 | 35.600 | 35.600 | 35.600 | 35.600 | 35.600 |
| Kepulauan Riau | 21.714 | 22.400 | 22.400 | 22.400 | 22.400 | 22.400 |
| Jawa Barat | 19.508 | 18.873 | 18.828 | 18.508 | 18.815 | 18.981 |
| Jawa Tengah | 16.922 | 16.840 | 17.450 | 17.702 | 17.770 | 18.660 |
| D. I. Yogyakarta | 18.100 | 18.500 | 18.500 | 18.500 | 18.500 | 18.500 |
| Jawa Timur | 18.475 | 18.229 | 18.745 | 19.651 | 19.872 | 20.321 |
| Banten | 33.000 | 33.400 | 32.000 | 32.000 | 32.000 | 31.222 |
| Bali | 16.500 | 17.269 | 17.269 | 17.654 | 18.350 | 18.500 |
| Nusa Tenggara Barat | 15.571 | 15.000 | 15.444 | 15.556 | 15.667 | 16.200 |
| Nusa Tenggara Timur | 24.200 | 22.292 | 21.731 | 21.429 | 21.429 | 21.518 |
| Kalimantan Barat | 22.500 | 21.667 | 22.000 | 23.778 | 23.778 | 23.778 |
| Kalimantan Tengah | 17.308 | 19.000 | 16.500 | 16.583 | 17.167 | 18.083 |
| Kalimantan Selatan | 18.400 | 18.400 | 18.400 | 18.400 | 18.400 | 18.500 |
| Kalimantan Timur | 38.333 | 29.583 | 27.357 | 27.357 | 24.563 | 26.813 |
| Sulawesi Utara | 18.214 | 18.438 | 18.438 | 18.333 | 18.889 | 19.167 |
| Sulawesi Tengah | 20.500 | 21.000 | 19.833 | 22.188 | 22.188 | 22.188 |
| Sulawesi Selatan | 31.071 | 33.571 | 33.571 | 37.500 | 32.111 | 32.111 |
| Sulawesi Tenggara | 18.533 | 17.269 | 17.500 | 17.727 | 17.727 | 18.900 |
| Gorontalo | 20.611 | 20.125 | 20.857 | 20.857 | 20.857 | 20.857 |
| Sulawesi Barat | 35.000 | 35.000 | 35.179 | 35.179 | 35.179 | 35.179 |
| Maluku | 28.000 | 28.222 | 27.111 | 26.611 | 29.389 | 29.944 |
| Maluku Utara | 31.800 | 31.800 | 23.250 | 23.563 | 23.563 | 23.563 |
| Papua Barat | 18.250 | 18.250 | 18.250 | 18.250 | 18.250 | 20.000 |
| Papua | 19.625 | 16.889 | 16.333 | 16.889 | 19.000 | 20.556 |
| Nasional | 23.662 | 23.330 | 22.889 | 23.071 | 23.188 | 23.677 |

Tabel 4.32: Lanjutan

| Provinsi | Juli | Agustus | September | Oktober | November | Desember | Rata-rata |
|--------------------------|---------------|----------------|------------------|----------------|-----------------|-----------------|------------------|
| (1) | (8) | (9) | (10) | (11) | (12) | (13) | (14) |
| Nanggroe Aceh Darussalam | 32.143 | 32.143 | 32.143 | 32.143 | 35.833 | 38.000 | 32.748 |
| Sumatera Utara | 29.545 | 29.545 | 30.273 | 31.000 | 32.100 | 32.900 | 29.595 |
| Sumatera Barat | 24.625 | 24.154 | 26.821 | 27.036 | 25.962 | 23.250 | 24.650 |
| Riau | 31.063 | 31.438 | 28.722 | 29.278 | 32.688 | 32.688 | 28.769 |
| Jambi | 20.143 | 20.143 | 20.143 | 20.143 | 20.143 | 19.333 | 20.075 |
| Sumatera Selatan | 23.000 | 23.000 | 21.200 | 21.200 | 21.500 | 21.500 | 20.814 |
| Bengkulu | 23.000 | 23.333 | 25.000 | 25.000 | 25.000 | 21.667 | 23.008 |
| Lampung | 27.000 | 30.571 | 32.143 | 29.000 | 29.000 | 29.000 | 28.365 |
| Bangka Belitung | 35.600 | 35.600 | 32.167 | 31.857 | 38.333 | 39.375 | 35.661 |
| Kepulauan Riau | 22.400 | 22.400 | 22.400 | 22.400 | 22.400 | 23.000 | 22.393 |
| Jawa Barat | 20.260 | 19.958 | 20.695 | 20.762 | 20.976 | 21.275 | 19.787 |
| Jawa Tengah | 18.447 | 18.549 | 19.260 | 19.686 | 19.735 | 19.827 | 18.404 |
| D. I. Yogyakarta | 20.000 | 20.667 | 22.333 | 22.333 | 22.333 | 22.333 | 20.050 |
| Jawa Timur | 20.694 | 20.776 | 21.250 | 21.450 | 21.745 | 21.745 | 20.246 |
| Banten | 31.333 | 32.444 | 31.889 | 32.444 | 31.889 | 31.889 | 32.126 |
| Bali | 18.500 | 18.500 | 18.500 | 18.500 | 19.000 | 19.636 | 18.182 |
| Nusa Tenggara Barat | 16.200 | 16.200 | 17.500 | 17.500 | 18.250 | 19.000 | 16.507 |
| Nusa Tenggara Timur | 22.083 | 22.217 | 22.217 | 22.200 | 22.867 | 23.250 | 22.286 |
| Kalimantan Barat | 23.778 | 23.778 | 24.333 | 26.875 | 26.875 | 26.875 | 24.168 |
| Kalimantan Tengah | 21.846 | 24.643 | 24.643 | 24.643 | 24.643 | 24.714 | 20.814 |
| Kalimantan Selatan | 18.714 | 18.714 | 18.714 | 20.750 | 19.000 | 19.000 | 18.783 |
| Kalimantan Timur | 26.750 | 26.750 | 28.000 | 28.625 | 28.625 | 28.625 | 28.448 |
| Sulawesi Utara | 19.444 | 19.444 | 19.444 | 19.444 | 19.444 | 19.444 | 19.012 |
| Sulawesi Tengah | 22.188 | 22.188 | 22.500 | 22.500 | 22.500 | 22.500 | 21.856 |
| Sulawesi Selatan | 30.444 | 30.900 | 31.500 | 32.000 | 31.111 | 27.500 | 31.949 |
| Sulawesi Tenggara | 18.500 | 18.500 | 18.500 | 18.500 | 18.500 | 19.667 | 18.319 |
| Gorontalo | 22.625 | 24.786 | 24.786 | 23.167 | 24.643 | 25.000 | 22.431 |
| Sulawesi Barat | 35.179 | 35.179 | 35.179 | 35.179 | 35.179 | 35.179 | 35.149 |
| Maluku | 29.944 | 26.500 | 27.500 | 27.500 | 26.500 | 26.500 | 27.810 |
| Maluku Utara | 23.563 | 23.563 | 24.500 | 24.500 | 24.500 | 29.333 | 25.625 |
| Papua Barat | 21.250 | 21.250 | 21.250 | 22.500 | 22.500 | 22.500 | 20.208 |
| Papua | 20.500 | 20.500 | 20.500 | 20.500 | 20.000 | 20.833 | 19.344 |
| Nasional | 24.086 | 24.323 | 24.563 | 24.707 | 25.118 | 25.229 | 23.987 |

Tabel 4.33
Harga Konsumen Pedesaan Kelompok Sandang Anak, 2008
Celana Dalam (Rp/Helai)

| Provinsi | Januari | Februari | Maret | April | Mei | Juni |
|--------------------------|--------------|--------------|--------------|--------------|--------------|--------------|
| (1) | (2) | (3) | (4) | (5) | (6) | (7) |
| Nanggroe Aceh Darussalam | 5.111 | 4.750 | 4.714 | 4.500 | 4.500 | 4.500 |
| Sumatera Utara | 6.444 | 6.636 | 6.300 | 6.182 | 6.045 | 6.300 |
| Sumatera Barat | 4.542 | 4.182 | 4.273 | 4.318 | 4.269 | 4.375 |
| Riau | 5.857 | 5.750 | 5.667 | 5.600 | 6.000 | 6.000 |
| Jambi | 5.000 | 5.000 | 5.313 | 5.313 | 5.313 | 5.313 |
| Sumatera Selatan | 4.654 | 4.591 | 4.375 | 4.500 | 4.500 | 4.500 |
| Bengkulu | 7.429 | 7.714 | 7.929 | 8.500 | 8.500 | 8.643 |
| Lampung | 5.778 | 5.600 | 5.600 | 5.600 | 5.600 | 5.600 |
| Bangka Belitung | 6.429 | 6.000 | 5.667 | 6.111 | 5.773 | 5.773 |
| Kepulauan Riau | 5.333 | 4.667 | 4.667 | 4.667 | 4.750 | 4.750 |
| Jawa Barat | 5.718 | 5.718 | 5.958 | 5.741 | 5.855 | 5.949 |
| Jawa Tengah | 4.759 | 4.768 | 4.763 | 4.793 | 4.782 | 4.958 |
| D. I. Yogyakarta | 5.950 | 6.036 | 6.450 | 6.500 | 6.906 | 6.906 |
| Jawa Timur | 5.100 | 4.954 | 4.953 | 5.138 | 5.135 | 5.505 |
| Banten | 7.700 | 7.700 | 7.700 | 7.700 | 7.700 | 7.700 |
| Bali | 6.000 | 6.455 | 5.846 | 5.607 | 5.423 | 5.964 |
| Nusa Tenggara Barat | 4.857 | 4.333 | 4.333 | 4.150 | 4.000 | 4.083 |
| Nusa Tenggara Timur | 5.050 | 5.500 | 5.471 | 5.471 | 5.471 | 5.656 |
| Kalimantan Barat | 5.923 | 6.208 | 6.333 | 6.800 | 6.800 | 6.800 |
| Kalimantan Tengah | 4.333 | 4.458 | 3.350 | 3.350 | 4.417 | 4.708 |
| Kalimantan Selatan | 5.700 | 5.700 | 5.250 | 5.250 | 5.250 | 5.214 |
| Kalimantan Timur | 5.955 | 5.955 | 5.955 | 5.955 | 5.955 | 5.955 |
| Sulawesi Utara | 5.111 | 5.111 | 4.944 | 4.750 | 4.750 | 4.750 |
| Sulawesi Tengah | 3.529 | 4.094 | 4.281 | 4.313 | 4.206 | 4.235 |
| Sulawesi Selatan | 4.833 | 6.250 | 6.071 | 6.143 | 6.000 | 6.083 |
| Sulawesi Tenggara | 4.731 | 4.462 | 3.857 | 3.773 | 3.875 | 4.250 |
| Gorontalo | 3.409 | 3.000 | 2.778 | 2.889 | 2.889 | 2.889 |
| Sulawesi Barat | 4.389 | 3.591 | 4.292 | 3.750 | 4.500 | 4.750 |
| Maluku | 4.288 | 4.256 | 4.422 | 4.422 | 4.589 | 4.589 |
| Maluku Utara | 7.833 | 7.833 | 7.550 | 7.550 | 8.188 | 8.188 |
| Papua Barat | 4.800 | 4.800 | 4.800 | 4.900 | 4.900 | 5.300 |
| Papua | 7.714 | 8.778 | 7.909 | 8.182 | 6.778 | 7.250 |
| Nasional | 5.446 | 5.464 | 5.368 | 5.388 | 5.426 | 5.545 |

Tabel 4.33: Lanjutan

| Provinsi | Juli | Agustus | September | Oktober | November | Desember | Rata-rata |
|--------------------------|--------------|----------------|------------------|----------------|-----------------|-----------------|------------------|
| (1) | (8) | (9) | (10) | (11) | (12) | (13) | (14) |
| Nanggroe Aceh Darussalam | 4.500 | 4.500 | 4.500 | 5.429 | 5.429 | 4.600 | 4.753 |
| Sumatera Utara | 6.400 | 6.400 | 6.400 | 6.400 | 7.318 | 7.318 | 6.512 |
| Sumatera Barat | 4.542 | 4.542 | 5.786 | 5.750 | 5.769 | 4.682 | 4.752 |
| Riau | 6.100 | 6.100 | 6.091 | 6.136 | 6.611 | 6.611 | 6.044 |
| Jambi | 5.313 | 5.313 | 5.625 | 5.625 | 5.625 | 5.714 | 5.372 |
| Sumatera Selatan | 4.600 | 4.800 | 4.500 | 4.500 | 4.500 | 4.500 | 4.543 |
| Bengkulu | 8.643 | 8.643 | 8.643 | 8.643 | 8.643 | 9.583 | 8.459 |
| Lampung | 5.600 | 6.350 | 6.450 | 5.700 | 5.700 | 5.700 | 5.773 |
| Bangka Belitung | 5.955 | 5.955 | 5.667 | 5.727 | 6.923 | 7.077 | 6.088 |
| Kepulauan Riau | 4.750 | 4.750 | 5.167 | 5.167 | 5.083 | 5.400 | 4.929 |
| Jawa Barat | 5.903 | 5.818 | 5.969 | 5.893 | 5.943 | 6.189 | 5.888 |
| Jawa Tengah | 4.957 | 5.664 | 5.728 | 5.941 | 5.925 | 5.943 | 5.248 |
| D. I. Yogyakarta | 7.156 | 7.219 | 6.286 | 5.906 | 6.000 | 6.000 | 6.443 |
| Jawa Timur | 5.529 | 4.890 | 4.890 | 4.910 | 5.043 | 5.043 | 5.091 |
| Banten | 7.700 | 7.700 | 7.700 | 7.700 | 7.700 | 7.700 | 7.700 |
| Bali | 6.000 | 6.038 | 6.115 | 6.115 | 6.154 | 6.154 | 5.989 |
| Nusa Tenggara Barat | 4.083 | 4.083 | 4.083 | 4.036 | 4.071 | 4.071 | 4.182 |
| Nusa Tenggara Timur | 5.656 | 5.656 | 5.588 | 5.765 | 6.235 | 6.281 | 5.650 |
| Kalimantan Barat | 6.800 | 6.800 | 6.800 | 6.800 | 6.800 | 6.800 | 6.639 |
| Kalimantan Tengah | 4.792 | 4.833 | 4.818 | 4.818 | 5.050 | 5.050 | 4.498 |
| Kalimantan Selatan | 5.250 | 5.333 | 5.278 | 5.100 | 5.100 | 5.250 | 5.306 |
| Kalimantan Timur | 5.955 | 5.955 | 5.955 | 5.955 | 5.955 | 5.955 | 5.955 |
| Sulawesi Utara | 4.778 | 4.778 | 4.778 | 4.438 | 4.438 | 4.000 | 4.719 |
| Sulawesi Tengah | 4.235 | 4.235 | 4.235 | 4.324 | 4.324 | 4.324 | 4.195 |
| Sulawesi Selatan | 5.500 | 5.688 | 5.750 | 6.417 | 6.417 | 6.417 | 5.964 |
| Sulawesi Tenggara | 4.556 | 4.556 | 4.556 | 4.556 | 4.556 | 5.500 | 4.435 |
| Gorontalo | 2.889 | 2.938 | 3.313 | 3.333 | 3.400 | 3.400 | 3.094 |
| Sulawesi Barat | 4.167 | 4.167 | 5.000 | 5.000 | 5.222 | 6.111 | 4.578 |
| Maluku | 4.788 | 4.260 | 4.260 | 4.660 | 4.660 | 4.660 | 4.488 |
| Maluku Utara | 8.188 | 8.188 | 8.313 | 8.313 | 8.313 | 8.313 | 8.064 |
| Papua Barat | 5.300 | 5.300 | 5.300 | 5.300 | 5.300 | 5.300 | 5.108 |
| Papua | 7.389 | 7.389 | 7.389 | 7.389 | 7.688 | 7.688 | 7.628 |
| Nasional | 5.562 | 5.589 | 5.654 | 5.679 | 5.809 | 5.854 | 5.565 |

Tabel 4.34
Harga Konsumen Pedesaan Kelompok Sandang Anak, 2008
Kaos Kaki (Rp/Pasang)

| Provinsi | Januari | Februari | Maret | April | Mei | Juni |
|--------------------------|--------------|--------------|--------------|--------------|--------------|--------------|
| (1) | (2) | (3) | (4) | (5) | (6) | (7) |
| Nanggroe Aceh Darussalam | 5.692 | 5.500 | 5.333 | 5.222 | 5.300 | 5.500 |
| Sumatera Utara | 5.250 | 5.045 | 5.182 | 5.417 | 5.308 | 5.208 |
| Sumatera Barat | 5.269 | 5.000 | 4.773 | 4.773 | 4.792 | 4.792 |
| Riau | 6.167 | 5.773 | 5.773 | 5.773 | 5.773 | 5.864 |
| Jambi | 5.100 | 5.545 | 5.545 | 5.545 | 5.545 | 5.600 |
| Sumatera Selatan | 6.091 | 5.350 | 5.400 | 5.563 | 5.563 | 5.650 |
| Bengkulu | 4.438 | 4.813 | 4.813 | 4.778 | 4.813 | 4.786 |
| Lampung | 4.750 | 4.889 | 5.000 | 5.000 | 5.000 | 5.000 |
| Bangka Belitung | 6.250 | 6.071 | 6.071 | 6.071 | 6.500 | 6.500 |
| Kepulauan Riau | 4.667 | 4.667 | 4.667 | 4.714 | 4.714 | 5.000 |
| Jawa Barat | 4.789 | 4.617 | 4.500 | 4.712 | 4.742 | 4.825 |
| Jawa Tengah | 4.750 | 4.642 | 4.811 | 4.844 | 4.766 | 4.805 |
| D. I. Yogyakarta | 5.750 | 6.050 | 6.292 | 5.792 | 5.792 | 5.792 |
| Jawa Timur | 5.417 | 5.301 | 5.315 | 5.270 | 5.274 | 5.305 |
| Banten | 6.000 | 6.286 | 6.375 | 6.333 | 6.333 | 6.333 |
| Bali | 5.292 | 4.781 | 4.438 | 4.444 | 4.444 | 4.750 |
| Nusa Tenggara Barat | 4.583 | 4.429 | 4.429 | 4.429 | 4.600 | 4.600 |
| Nusa Tenggara Timur | 6.042 | 5.464 | 5.600 | 5.563 | 5.467 | 5.500 |
| Kalimantan Barat | 4.167 | 5.833 | 5.944 | 6.313 | 6.313 | 6.438 |
| Kalimantan Tengah | 5.571 | 5.714 | 5.125 | 5.125 | 5.964 | 6.071 |
| Kalimantan Selatan | 4.400 | 4.400 | 3.857 | 3.857 | 3.857 | 4.214 |
| Kalimantan Timur | 8.167 | 8.250 | 7.318 | 7.455 | 7.455 | 7.818 |
| Sulawesi Utara | 6.700 | 6.700 | 6.350 | 6.222 | 6.222 | 6.300 |
| Sulawesi Tengah | 5.417 | 5.550 | 5.650 | 5.525 | 5.650 | 5.750 |
| Sulawesi Selatan | 5.200 | 5.625 | 6.250 | 6.250 | 6.357 | 6.357 |
| Sulawesi Tenggara | 4.750 | 4.813 | 4.972 | 5.233 | 5.100 | 5.346 |
| Gorontalo | 5.364 | 4.667 | 4.625 | 4.625 | 4.625 | 4.625 |
| Sulawesi Barat | 3.444 | 3.636 | 3.591 | 4.000 | 4.167 | 4.417 |
| Maluku | 5.615 | 5.643 | 5.643 | 5.643 | 5.929 | 6.107 |
| Maluku Utara | 8.818 | 8.818 | 8.423 | 8.500 | 8.350 | 8.350 |
| Papua Barat | 5.300 | 4.800 | 4.800 | 5.400 | 4.800 | 6.200 |
| Papua | 5.400 | 6.000 | 5.900 | 5.900 | 5.111 | 5.375 |
| Nasional | 5.457 | 5.458 | 5.399 | 5.447 | 5.457 | 5.599 |

Tabel 4.34: Lanjutan

| Provinsi | Juli | Agustus | September | Oktober | November | Desember | Rata-rata |
|--------------------------|--------------|----------------|------------------|----------------|-----------------|-----------------|------------------|
| (1) | (8) | (9) | (10) | (11) | (12) | (13) | (14) |
| Nanggroe Aceh Darussalam | 6.200 | 5.800 | 5.800 | 5.800 | 5.900 | 6.000 | 5.671 |
| Sumatera Utara | 5.500 | 5.500 | 5.500 | 5.500 | 5.636 | 5.636 | 5.390 |
| Sumatera Barat | 5.167 | 5.333 | 5.231 | 5.423 | 5.500 | 5.550 | 5.133 |
| Riau | 5.955 | 5.875 | 5.773 | 5.773 | 5.875 | 5.875 | 5.854 |
| Jambi | 5.600 | 5.600 | 5.650 | 5.650 | 5.650 | 5.500 | 5.544 |
| Sumatera Selatan | 5.650 | 5.650 | 6.308 | 6.308 | 6.308 | 6.308 | 5.846 |
| Bengkulu | 4.786 | 4.786 | 4.833 | 5.667 | 5.667 | 6.200 | 5.031 |
| Lampung | 5.300 | 5.300 | 5.400 | 5.400 | 5.444 | 5.389 | 5.156 |
| Bangka Belitung | 6.611 | 6.611 | 6.200 | 6.500 | 5.864 | 6.364 | 6.301 |
| Kepulauan Riau | 5.000 | 5.000 | 5.071 | 5.071 | 5.214 | 5.250 | 4.920 |
| Jawa Barat | 4.891 | 4.855 | 4.950 | 5.052 | 5.092 | 5.205 | 4.852 |
| Jawa Tengah | 4.893 | 4.904 | 4.948 | 5.017 | 4.959 | 5.051 | 4.866 |
| D. I. Yogyakarta | 6.000 | 6.000 | 6.000 | 6.083 | 7.000 | 7.000 | 6.129 |
| Jawa Timur | 5.373 | 5.498 | 5.537 | 5.569 | 5.627 | 5.627 | 5.426 |
| Banten | 6.333 | 6.333 | 6.417 | 6.417 | 6.417 | 6.583 | 6.347 |
| Bali | 5.000 | 5.000 | 5.147 | 5.147 | 5.147 | 5.176 | 4.897 |
| Nusa Tenggara Barat | 4.600 | 4.600 | 4.600 | 4.600 | 4.700 | 5.000 | 4.597 |
| Nusa Tenggara Timur | 5.464 | 5.500 | 5.500 | 5.500 | 5.500 | 5.462 | 5.547 |
| Kalimantan Barat | 6.438 | 6.438 | 6.563 | 6.563 | 6.563 | 6.563 | 6.178 |
| Kalimantan Tengah | 6.250 | 6.250 | 6.179 | 6.429 | 6.429 | 6.429 | 5.961 |
| Kalimantan Selatan | 4.667 | 4.667 | 4.667 | 5.350 | 5.400 | 5.750 | 4.590 |
| Kalimantan Timur | 8.091 | 7.833 | 7.833 | 7.833 | 7.833 | 8.000 | 7.824 |
| Sulawesi Utara | 6.300 | 6.300 | 6.300 | 6.444 | 6.444 | 6.400 | 6.390 |
| Sulawesi Tengah | 5.750 | 5.750 | 5.775 | 5.775 | 6.025 | 6.025 | 5.720 |
| Sulawesi Selatan | 6.278 | 6.611 | 6.136 | 6.136 | 6.389 | 6.333 | 6.160 |
| Sulawesi Tenggara | 5.455 | 5.455 | 5.455 | 5.455 | 5.545 | 5.857 | 5.286 |
| Gorontalo | 4.313 | 4.063 | 4.188 | 4.500 | 4.917 | 4.917 | 4.619 |
| Sulawesi Barat | 4.625 | 4.364 | 4.625 | 4.833 | 4.833 | 4.833 | 4.281 |
| Maluku | 5.929 | 6.250 | 6.583 | 6.583 | 6.583 | 6.583 | 6.091 |
| Maluku Utara | 8.350 | 8.350 | 8.350 | 8.350 | 8.350 | 8.875 | 8.490 |
| Papua Barat | 6.200 | 6.750 | 6.750 | 6.750 | 6.750 | 6.750 | 5.938 |
| Papua | 6.222 | 6.222 | 6.222 | 6.222 | 6.500 | 6.714 | 5.982 |
| Nasional | 5.725 | 5.733 | 5.765 | 5.866 | 5.939 | 6.038 | 5.657 |

Tabel 4.35
Harga Konsumen Pedesaan Kelompok Barang-Barang Pribadi, 2008
Emas Perhiasan (Rp/Gram)

| Provinsi | Januari | Februari | Maret | April | Mei | Juni |
|--------------------------|----------------|----------------|----------------|----------------|----------------|----------------|
| (1) | (2) | (3) | (4) | (5) | (6) | (7) |
| Nanggroe Aceh Darussalam | 220.643 | 224.000 | 238.357 | 233.000 | 230.083 | 237.800 |
| Sumatera Utara | 241.875 | 254.294 | 258.375 | 257.222 | 250.800 | 254.667 |
| Sumatera Barat | 264.519 | 267.844 | 260.533 | 252.333 | 249.067 | 250.700 |
| Riau | 296.376 | 297.785 | 275.576 | 278.116 | 276.817 | 279.424 |
| Jambi | 187.000 | 193.583 | 206.750 | 203.750 | 218.429 | 234.143 |
| Sumatera Selatan | 198.643 | 202.250 | 221.200 | 223.800 | 217.411 | 223.564 |
| Bengkulu | 206.875 | 212.500 | 216.429 | 218.571 | 220.714 | 216.429 |
| Lampung | 193.682 | 196.136 | 197.045 | 201.636 | 206.636 | 205.682 |
| Bangka Belitung | 175.814 | 191.338 | 191.338 | 191.338 | 214.308 | 201.907 |
| Kepulauan Riau | 244.438 | 246.500 | 251.857 | 248.500 | 244.750 | 238.961 |
| Jawa Barat | 185.149 | 190.767 | 195.446 | 195.910 | 198.897 | 205.293 |
| Jawa Tengah | 175.017 | 187.254 | 193.166 | 193.057 | 193.163 | 204.565 |
| D. I. Yogyakarta | 183.455 | 199.200 | 200.176 | 204.857 | 207.000 | 210.929 |
| Jawa Timur | 188.332 | 197.259 | 207.480 | 210.866 | 207.492 | 209.700 |
| Banten | 191.250 | 192.560 | 198.400 | 207.538 | 207.980 | 211.120 |
| Bali | 207.767 | 215.833 | 223.968 | 232.406 | 233.594 | 237.531 |
| Nusa Tenggara Barat | 217.905 | 228.192 | 234.923 | 249.667 | 245.893 | 251.450 |
| Nusa Tenggara Timur | 187.500 | 191.500 | 196.818 | 200.000 | 200.000 | 200.000 |
| Kalimantan Barat | 165.500 | 167.000 | 179.217 | 194.524 | 194.286 | 192.857 |
| Kalimantan Tengah | 229.450 | 229.531 | 235.881 | 230.681 | 238.030 | 237.172 |
| Kalimantan Selatan | 223.375 | 233.188 | 244.778 | 249.500 | 245.762 | 244.190 |
| Kalimantan Timur | 225.938 | 245.333 | 252.455 | 256.478 | 255.757 | 259.957 |
| Sulawesi Utara | 237.455 | 245.182 | 245.182 | 251.250 | 251.250 | 252.500 |
| Sulawesi Tengah | 229.140 | 238.833 | 232.597 | 236.677 | 239.097 | 240.645 |
| Sulawesi Selatan | 225.714 | 222.857 | 254.973 | 267.068 | 268.205 | 267.848 |
| Sulawesi Tenggara | 222.759 | 230.400 | 230.370 | 234.200 | 238.000 | 240.565 |
| Gorontalo | 195.000 | 199.615 | 210.714 | 221.667 | 222.500 | 223.333 |
| Sulawesi Barat | 197.308 | 239.286 | 237.917 | 239.231 | 235.500 | 237.000 |
| Maluku | 255.714 | 255.714 | 262.500 | 266.875 | 270.000 | 270.000 |
| Maluku Utara | 267.857 | 267.857 | 267.857 | 267.857 | 267.857 | 269.643 |
| Papua Barat | 245.714 | 252.857 | 258.571 | 263.571 | 266.429 | 267.857 |
| Papua | 300.000 | 300.000 | 197.500 | 194.167 | 219.375 | 248.929 |
| Nasional | 218.349 | 225.514 | 227.448 | 230.510 | 232.346 | 235.199 |

Tabel 4.35: Lanjutan

| Provinsi | Juli | Agustus | September | Oktober | November | Desember | Rata-rata |
|--------------------------|----------------|----------------|------------------|----------------|-----------------|-----------------|------------------|
| (1) | (8) | (9) | (10) | (11) | (12) | (13) | (14) |
| Nanggroe Aceh Darussalam | 238.550 | 234.050 | 214.225 | 222.708 | 227.958 | 245.786 | 230.597 |
| Sumatera Utara | 255.762 | 254.952 | 253.571 | 253.714 | 258.524 | 259.667 | 254.452 |
| Sumatera Barat | 253.567 | 246.833 | 247.100 | 247.733 | 240.093 | 232.652 | 251.081 |
| Riau | 278.540 | 277.148 | 263.471 | 261.384 | 275.139 | 281.753 | 278.461 |
| Jambi | 232.714 | 232.125 | 234.125 | 234.125 | 229.213 | 233.063 | 219.918 |
| Sumatera Selatan | 224.729 | 224.146 | 222.677 | 212.400 | 212.733 | 212.955 | 216.376 |
| Bengkulu | 220.000 | 224.286 | 222.857 | 217.143 | 215.000 | 246.000 | 219.734 |
| Lampung | 207.500 | 204.773 | 200.682 | 202.350 | 197.611 | 194.824 | 200.713 |
| Bangka Belitung | 211.247 | 201.909 | 189.308 | 181.231 | 177.613 | 196.127 | 193.623 |
| Kepulauan Riau | 238.961 | 236.818 | 242.889 | 249.714 | 242.714 | 245.714 | 244.318 |
| Jawa Barat | 205.623 | 205.072 | 203.000 | 209.265 | 210.838 | 209.148 | 201.201 |
| Jawa Tengah | 206.675 | 206.827 | 206.225 | 206.523 | 206.644 | 207.698 | 198.901 |
| D. I. Yogyakarta | 210.214 | 211.214 | 210.357 | 217.857 | 213.357 | 215.571 | 207.016 |
| Jawa Timur | 215.856 | 210.029 | 208.994 | 217.570 | 221.404 | 223.333 | 209.860 |
| Banten | 214.080 | 208.280 | 210.440 | 210.520 | 208.920 | 217.280 | 206.531 |
| Bali | 237.000 | 235.781 | 233.953 | 241.656 | 242.650 | 245.817 | 232.330 |
| Nusa Tenggara Barat | 256.986 | 251.271 | 247.343 | 257.364 | 260.903 | 260.386 | 246.857 |
| Nusa Tenggara Timur | 200.000 | 200.000 | 200.000 | 200.000 | 200.000 | 195.714 | 197.628 |
| Kalimantan Barat | 191.905 | 187.143 | 187.857 | 196.818 | 197.957 | 199.304 | 187.864 |
| Kalimantan Tengah | 237.031 | 234.701 | 229.813 | 226.563 | 229.813 | 235.438 | 232.842 |
| Kalimantan Selatan | 247.325 | 236.550 | 230.150 | 240.500 | 237.737 | 247.800 | 240.071 |
| Kalimantan Timur | 263.065 | 261.022 | 261.022 | 255.974 | 258.800 | 260.539 | 254.695 |
| Sulawesi Utara | 252.500 | 252.500 | 252.500 | 261.500 | 261.500 | 285.833 | 254.096 |
| Sulawesi Tengah | 241.935 | 242.581 | 240.806 | 240.645 | 242.031 | 247.031 | 239.335 |
| Sulawesi Selatan | 269.962 | 265.962 | 260.192 | 262.308 | 263.043 | 266.522 | 257.888 |
| Sulawesi Tenggara | 249.143 | 246.048 | 251.524 | 246.762 | 245.571 | 246.688 | 240.169 |
| Gorontalo | 227.273 | 224.727 | 225.000 | 226.167 | 233.091 | 233.091 | 220.182 |
| Sulawesi Barat | 240.333 | 240.333 | 251.000 | 251.000 | 260.333 | 257.667 | 240.576 |
| Maluku | 271.250 | 264.000 | 264.000 | 265.000 | 265.000 | 245.000 | 262.921 |
| Maluku Utara | 269.643 | 269.643 | 269.643 | 269.643 | 271.071 | 271.071 | 269.137 |
| Papua Barat | 277.143 | 281.000 | 280.000 | 282.143 | 285.000 | 285.000 | 270.440 |
| Papua | 243.750 | 243.833 | 243.833 | 243.833 | 239.600 | 213.250 | 240.673 |
| Nasional | 237.196 | 234.861 | 233.080 | 234.754 | 235.371 | 238.054 | 231.890 |

Tabel 4.36
Harga Konsumen Pedesaan Kelompok Barang-Barang Pribadi, 2008
Benang Jahit (Rp/500 Yard)

| Provinsi | Januari | Februari | Maret | April | Mei | Juni |
|--------------------------|--------------|--------------|--------------|--------------|--------------|--------------|
| (1) | (2) | (3) | (4) | (5) | (6) | (7) |
| Nanggroe Aceh Darussalam | 1.746 | 1.746 | 1.746 | 1.746 | 1.746 | 1.765 |
| Sumatera Utara | 2.417 | 2.292 | 2.182 | 2.245 | 2.183 | 2.225 |
| Sumatera Barat | 2.964 | 2.000 | 2.000 | 2.000 | 2.000 | 2.038 |
| Riau | 1.256 | 1.256 | 1.256 | 1.256 | 1.311 | 1.311 |
| Jambi | 1.063 | 1.278 | 1.278 | 1.250 | 1.250 | 1.250 |
| Sumatera Selatan | 1.250 | 1.182 | 1.000 | 1.009 | 1.000 | 1.000 |
| Bengkulu | 2.594 | 2.594 | 2.594 | 2.594 | 2.594 | 2.594 |
| Lampung | 1.625 | 1.605 | 1.605 | 1.605 | 1.650 | 1.650 |
| Bangka Belitung | 1.500 | 1.344 | 1.344 | 1.344 | 1.425 | 1.425 |
| Kepulauan Riau | 2.167 | 2.167 | 2.167 | 2.167 | 2.167 | 2.167 |
| Jawa Barat | 1.069 | 1.068 | 1.060 | 1.125 | 1.163 | 1.172 |
| Jawa Tengah | 1.411 | 1.392 | 1.314 | 1.300 | 1.322 | 1.396 |
| D. I. Yogyakarta | 1.414 | 1.250 | 1.289 | 1.289 | 1.289 | 1.289 |
| Jawa Timur | 2.220 | 2.036 | 2.033 | 2.007 | 2.027 | 2.070 |
| Banten | 1.664 | 1.664 | 1.664 | 1.664 | 1.664 | 1.664 |
| Bali | 2.416 | 2.416 | 2.416 | 2.416 | 2.447 | 2.447 |
| Nusa Tenggara Barat | 1.843 | 1.629 | 1.700 | 1.714 | 1.889 | 2.125 |
| Nusa Tenggara Timur | 2.983 | 2.983 | 2.859 | 2.828 | 2.828 | 2.828 |
| Kalimantan Barat | 1.387 | 1.414 | 1.387 | 1.446 | 1.446 | 1.446 |
| Kalimantan Tengah | 2.933 | 2.933 | 2.933 | 2.933 | 2.933 | 2.933 |
| Kalimantan Selatan | 1.508 | 1.508 | 1.407 | 1.407 | 1.407 | 1.414 |
| Kalimantan Timur | 1.583 | 1.571 | 2.322 | 2.267 | 2.267 | 2.425 |
| Sulawesi Utara | 1.683 | 1.683 | 1.683 | 1.683 | 1.683 | 1.683 |
| Sulawesi Tengah | 1.479 | 1.411 | 1.396 | 1.333 | 1.354 | 1.375 |
| Sulawesi Selatan | 1.231 | 1.231 | 1.231 | 1.231 | 1.231 | 1.231 |
| Sulawesi Tenggara | 1.250 | 1.250 | 1.250 | 1.250 | 1.275 | 1.303 |
| Gorontalo | 1.000 | 1.000 | 1.000 | 1.000 | 1.000 | 1.000 |
| Sulawesi Barat | 1.231 | 1.269 | 1.277 | 1.277 | 1.277 | 1.277 |
| Maluku | 1.778 | 1.778 | 1.778 | 1.917 | 1.917 | 1.917 |
| Maluku Utara | 1.000 | 1.000 | 1.000 | 1.125 | 1.125 | 1.125 |
| Papua Barat | 2.650 | 3.267 | 3.267 | 3.267 | 3.333 | 3.000 |
| Papua | 2.669 | 2.669 | 2.669 | 2.669 | 2.669 | 2.669 |
| Nasional | 1.781 | 1.746 | 1.753 | 1.761 | 1.777 | 1.788 |

Tabel 4.36: Lanjutan

| Provinsi | Juli | Agustus | September | Oktober | November | Desember | Rata-rata |
|--------------------------|--------------|----------------|------------------|----------------|-----------------|-----------------|------------------|
| (1) | (8) | (9) | (10) | (11) | (12) | (13) | (14) |
| Nanggroe Aceh Darussalam | 1.842 | 1.842 | 1.842 | 1.842 | 1.842 | 1.842 | 1.796 |
| Sumatera Utara | 2.267 | 2.267 | 2.350 | 2.350 | 2.433 | 2.433 | 2.304 |
| Sumatera Barat | 2.038 | 2.038 | 2.038 | 2.083 | 2.083 | 2.182 | 2.122 |
| Riau | 1.367 | 1.422 | 1.644 | 1.644 | 1.644 | 1.644 | 1.418 |
| Jambi | 1.250 | 1.250 | 1.250 | 1.250 | 1.250 | 1.214 | 1.236 |
| Sumatera Selatan | 1.000 | 1.000 | 1.042 | 1.042 | 1.042 | 1.042 | 1.051 |
| Bengkulu | 2.594 | 2.650 | 2.650 | 2.650 | 2.650 | 1.667 | 2.535 |
| Lampung | 1.650 | 1.650 | 1.741 | 1.786 | 1.815 | 1.706 | 1.674 |
| Bangka Belitung | 1.425 | 1.425 | 1.432 | 1.432 | 1.396 | 1.479 | 1.414 |
| Kepulauan Riau | 2.167 | 2.167 | 2.833 | 2.200 | 2.300 | 2.300 | 2.247 |
| Jawa Barat | 1.264 | 1.252 | 1.423 | 1.395 | 1.395 | 1.488 | 1.240 |
| Jawa Tengah | 1.400 | 1.385 | 1.393 | 1.364 | 1.424 | 1.437 | 1.378 |
| D. I. Yogyakarta | 1.289 | 1.289 | 1.289 | 1.289 | 1.289 | 1.289 | 1.296 |
| Jawa Timur | 2.146 | 2.184 | 2.198 | 2.242 | 2.251 | 2.262 | 2.140 |
| Banten | 1.700 | 1.771 | 1.771 | 1.786 | 1.786 | 1.786 | 1.715 |
| Bali | 2.447 | 2.447 | 2.447 | 2.447 | 2.447 | 2.447 | 2.436 |
| Nusa Tenggara Barat | 2.125 | 2.125 | 2.125 | 2.000 | 2.000 | 2.222 | 1.958 |
| Nusa Tenggara Timur | 2.828 | 2.828 | 2.828 | 2.828 | 2.828 | 2.828 | 2.857 |
| Kalimantan Barat | 1.446 | 1.446 | 1.523 | 1.557 | 1.557 | 1.557 | 1.468 |
| Kalimantan Tengah | 2.933 | 2.933 | 2.933 | 2.933 | 2.933 | 2.933 | 2.933 |
| Kalimantan Selatan | 1.446 | 1.500 | 1.500 | 1.408 | 1.446 | 1.589 | 1.462 |
| Kalimantan Timur | 2.425 | 2.425 | 2.550 | 2.433 | 2.544 | 2.544 | 2.280 |
| Sulawesi Utara | 1.683 | 1.683 | 1.683 | 1.683 | 1.683 | 1.683 | 1.683 |
| Sulawesi Tengah | 1.375 | 1.375 | 1.375 | 1.375 | 1.375 | 1.375 | 1.383 |
| Sulawesi Selatan | 1.250 | 1.250 | 1.250 | 1.250 | 1.250 | 1.250 | 1.240 |
| Sulawesi Tenggara | 1.303 | 1.303 | 1.303 | 1.303 | 1.303 | 1.303 | 1.283 |
| Gorontalo | 1.000 | 1.000 | 1.000 | 1.071 | 1.167 | 1.167 | 1.034 |
| Sulawesi Barat | 1.277 | 1.277 | 1.277 | 1.277 | 1.277 | 1.277 | 1.272 |
| Maluku | 1.917 | 1.917 | 1.917 | 1.917 | 1.917 | 1.917 | 1.882 |
| Maluku Utara | 1.125 | 1.125 | 1.125 | 1.125 | 1.125 | 1.125 | 1.094 |
| Papua Barat | 3.750 | 3.167 | 3.167 | 3.333 | 3.333 | 3.333 | 3.239 |
| Papua | 2.677 | 2.677 | 2.677 | 2.677 | 2.677 | 3.508 | 2.742 |
| Nasional | 1.825 | 1.815 | 1.862 | 1.843 | 1.858 | 1.870 | 1.807 |

Tabel 4.37
Harga Konsumen Pedesaan Kelompok Barang-Barang Pribadi, 2008
Ongkos Jahit Pakaian (Rp/Helai)

| Provinsi | Januari | Februari | Maret | April | Mei | Juni |
|--------------------------|---------------|---------------|---------------|---------------|---------------|---------------|
| (1) | (2) | (3) | (4) | (5) | (6) | (7) |
| Nanggroe Aceh Darussalam | 44.140 | 45.977 | 45.400 | 48.511 | 47.935 | 49.087 |
| Sumatera Utara | 42.903 | 43.116 | 43.071 | 43.071 | 43.846 | 45.319 |
| Sumatera Barat | 36.708 | 36.373 | 36.354 | 36.531 | 36.531 | 37.041 |
| Riau | 46.383 | 46.383 | 47.889 | 48.333 | 49.531 | 50.323 |
| Jambi | 37.850 | 40.093 | 40.091 | 40.318 | 40.318 | 40.659 |
| Sumatera Selatan | 36.817 | 38.520 | 39.694 | 41.277 | 41.277 | 43.600 |
| Bengkulu | 40.610 | 40.698 | 41.512 | 41.563 | 41.628 | 42.093 |
| Lampung | 34.474 | 34.103 | 34.054 | 34.054 | 32.875 | 32.875 |
| Bangka Belitung | 53.611 | 53.250 | 57.000 | 57.000 | 55.833 | 55.833 |
| Kepulauan Riau | 51.615 | 51.762 | 51.762 | 49.316 | 49.579 | 50.895 |
| Jawa Barat | 29.008 | 29.134 | 29.945 | 30.090 | 30.140 | 30.665 |
| Jawa Tengah | 24.783 | 24.930 | 25.289 | 25.391 | 25.666 | 26.112 |
| D. I. Yogyakarta | 22.892 | 23.520 | 24.386 | 24.327 | 24.683 | 24.875 |
| Jawa Timur | 24.140 | 24.466 | 24.745 | 24.858 | 24.987 | 25.283 |
| Banten | 35.278 | 35.192 | 35.192 | 35.909 | 35.660 | 35.660 |
| Bali | 25.824 | 25.824 | 26.128 | 25.993 | 26.399 | 27.034 |
| Nusa Tenggara Barat | 30.616 | 31.564 | 32.351 | 32.357 | 32.357 | 32.021 |
| Nusa Tenggara Timur | 43.902 | 44.255 | 44.271 | 45.217 | 45.109 | 47.875 |
| Kalimantan Barat | 50.288 | 50.957 | 50.100 | 50.938 | 51.250 | 51.563 |
| Kalimantan Tengah | 32.260 | 33.596 | 33.270 | 33.270 | 35.225 | 36.071 |
| Kalimantan Selatan | 21.550 | 22.090 | 24.036 | 24.500 | 24.711 | 24.246 |
| Kalimantan Timur | 49.348 | 47.407 | 47.969 | 51.061 | 51.061 | 51.094 |
| Sulawesi Utara | 31.487 | 32.075 | 32.075 | 31.700 | 31.700 | 31.700 |
| Sulawesi Tengah | 44.018 | 44.213 | 44.350 | 44.745 | 46.327 | 48.071 |
| Sulawesi Selatan | 28.290 | 25.868 | 28.083 | 27.830 | 27.833 | 29.489 |
| Sulawesi Tenggara | 37.014 | 37.951 | 37.703 | 37.375 | 38.179 | 37.304 |
| Gorontalo | 41.613 | 40.800 | 41.042 | 42.241 | 42.667 | 43.000 |
| Sulawesi Barat | 34.355 | 35.303 | 36.000 | 36.447 | 37.436 | 38.649 |
| Maluku | 54.048 | 55.690 | 57.273 | 57.273 | 58.182 | 62.232 |
| Maluku Utara | 77.500 | 77.500 | 79.828 | 79.828 | 77.917 | 77.917 |
| Papua Barat | 72.000 | 77.188 | 77.188 | 77.667 | 77.667 | 72.619 |
| Papua | 60.000 | 77.200 | 74.333 | 77.500 | 84.375 | 76.724 |
| Nasional | 40.479 | 41.469 | 41.949 | 42.390 | 42.778 | 43.060 |

Tabel 4.37: Lanjutan

| Provinsi | Juli | Agustus | September | Oktober | November | Desember | Rata-rata |
|--------------------------|---------------|----------------|------------------|----------------|-----------------|-----------------|------------------|
| (1) | (8) | (9) | (10) | (11) | (12) | (13) | (14) |
| Nanggroe Aceh Darussalam | 49.087 | 49.739 | 50.109 | 50.109 | 50.652 | 50.694 | 48.453 |
| Sumatera Utara | 46.188 | 46.435 | 46.551 | 46.623 | 46.696 | 47.058 | 45.073 |
| Sumatera Barat | 38.163 | 38.163 | 39.694 | 40.365 | 40.667 | 40.905 | 38.124 |
| Riau | 50.010 | 49.885 | 51.167 | 50.873 | 51.307 | 51.369 | 49.454 |
| Jambi | 43.273 | 43.273 | 43.682 | 43.682 | 43.682 | 44.795 | 41.810 |
| Sumatera Selatan | 43.800 | 43.800 | 43.061 | 43.061 | 44.082 | 44.082 | 41.923 |
| Bengkulu | 42.442 | 43.140 | 43.140 | 43.140 | 43.163 | 42.222 | 42.112 |
| Lampung | 33.500 | 33.875 | 34.375 | 35.000 | 34.028 | 34.182 | 33.949 |
| Bangka Belitung | 57.917 | 57.917 | 58.750 | 58.750 | 58.667 | 59.833 | 57.030 |
| Kepulauan Riau | 50.895 | 51.684 | 52.474 | 54.381 | 54.381 | 54.684 | 51.952 |
| Jawa Barat | 31.478 | 31.508 | 31.802 | 31.944 | 32.289 | 33.160 | 30.930 |
| Jawa Tengah | 26.219 | 26.246 | 26.877 | 27.358 | 27.350 | 27.502 | 26.144 |
| D. I. Yogyakarta | 25.048 | 25.048 | 26.260 | 26.260 | 26.356 | 26.356 | 25.001 |
| Jawa Timur | 25.777 | 25.913 | 26.301 | 26.440 | 26.582 | 26.463 | 25.496 |
| Banten | 36.667 | 37.222 | 36.963 | 37.037 | 36.944 | 37.130 | 36.238 |
| Bali | 27.318 | 27.318 | 28.243 | 28.784 | 29.122 | 29.324 | 27.276 |
| Nusa Tenggara Barat | 32.854 | 32.854 | 34.021 | 34.125 | 34.854 | 34.854 | 32.902 |
| Nusa Tenggara Timur | 68.600 | 69.205 | 68.350 | 68.654 | 68.654 | 72.574 | 57.222 |
| Kalimantan Barat | 51.563 | 51.563 | 51.563 | 51.563 | 51.667 | 51.667 | 51.223 |
| Kalimantan Tengah | 36.786 | 37.000 | 37.000 | 37.000 | 37.000 | 37.000 | 35.457 |
| Kalimantan Selatan | 24.696 | 25.241 | 25.630 | 25.806 | 25.991 | 24.964 | 24.455 |
| Kalimantan Timur | 51.406 | 51.406 | 51.563 | 51.563 | 51.875 | 51.875 | 50.636 |
| Sulawesi Utara | 35.974 | 37.053 | 37.053 | 41.389 | 41.944 | 40.227 | 35.365 |
| Sulawesi Tengah | 47.969 | 47.969 | 47.969 | 48.582 | 48.510 | 48.910 | 46.803 |
| Sulawesi Selatan | 31.071 | 31.406 | 31.615 | 32.031 | 31.802 | 32.378 | 29.808 |
| Sulawesi Tenggara | 38.424 | 38.533 | 38.533 | 38.533 | 38.967 | 41.864 | 38.365 |
| Gorontalo | 43.167 | 43.500 | 43.500 | 41.552 | 41.739 | 42.174 | 42.250 |
| Sulawesi Barat | 38.714 | 39.000 | 39.444 | 39.167 | 39.167 | 39.444 | 37.761 |
| Maluku | 65.259 | 74.333 | 74.333 | 74.333 | 74.333 | 73.000 | 65.024 |
| Maluku Utara | 77.917 | 77.917 | 77.917 | 77.917 | 77.917 | 77.917 | 78.166 |
| Papua Barat | 73.684 | 72.857 | 72.857 | 72.857 | 72.857 | 72.857 | 74.358 |
| Papua | 74.194 | 72.424 | 72.424 | 72.424 | 84.000 | 91.750 | 76.446 |
| Nasional | 44.377 | 44.795 | 45.101 | 45.353 | 45.851 | 46.350 | 43.663 |

Tabel 4.38
Harga Konsumen Pedesaan Kelompok Barang-Barang Pribadi, 2008
Arloji Jam Tangan (Rp/Buah)

| Provinsi | Januari | Februari | Maret | April | Mei | Juni |
|--------------------------|----------------|----------------|----------------|----------------|----------------|----------------|
| (1) | (2) | (3) | (4) | (5) | (6) | (7) |
| Nanggroe Aceh Darussalam | 91.842 | 84.250 | 84.500 | 92.059 | 92.059 | 92.353 |
| Sumatera Utara | 81.111 | 81.111 | 81.111 | 81.111 | 81.111 | 81.111 |
| Sumatera Barat | 145.636 | 167.833 | 178.000 | 147.778 | 147.778 | 136.000 |
| Riau | 168.750 | 168.750 | 168.750 | 169.583 | 169.583 | 169.583 |
| Jambi | 75.364 | 75.364 | 75.364 | 75.364 | 76.364 | 76.364 |
| Sumatera Selatan | 140.909 | 141.667 | 133.308 | 133.308 | 133.308 | 127.200 |
| Bengkulu | 172.857 | 172.857 | 172.857 | 172.857 | 178.571 | 178.571 |
| Lampung | 152.727 | 152.727 | 152.727 | 152.727 | 152.727 | 152.727 |
| Bangka Belitung | 86.944 | 93.250 | 93.250 | 94.000 | 155.000 | 155.000 |
| Kepulauan Riau | 88.000 | 88.000 | 88.000 | 88.000 | 88.000 | 93.000 |
| Jawa Barat | 97.190 | 97.190 | 97.190 | 99.391 | 99.840 | 95.565 |
| Jawa Tengah | 53.200 | 52.793 | 50.578 | 50.355 | 53.000 | 54.067 |
| D. I. Yogyakarta | 71.917 | 107.688 | 107.688 | 115.929 | 115.929 | 115.929 |
| Jawa Timur | 66.800 | 62.563 | 66.300 | 62.773 | 62.773 | 62.909 |
| Banten | 84.000 | 82.500 | 82.500 | 94.643 | 94.643 | 91.667 |
| Bali | 96.667 | 140.000 | 153.333 | 167.143 | 167.143 | 168.571 |
| Nusa Tenggara Barat | 95.800 | 89.000 | 89.000 | 89.000 | 91.333 | 99.167 |
| Nusa Tenggara Timur | 109.279 | 112.514 | 107.263 | 107.263 | 107.263 | 110.475 |
| Kalimantan Barat | 139.091 | 139.091 | 139.091 | 139.091 | 139.841 | 139.841 |
| Kalimantan Tengah | 166.389 | 166.389 | 166.389 | 166.667 | 170.556 | 170.556 |
| Kalimantan Selatan | 102.450 | 102.450 | 102.450 | 102.450 | 102.450 | 102.950 |
| Kalimantan Timur | 157.222 | 157.222 | 157.222 | 157.222 | 161.111 | 161.111 |
| Sulawesi Utara | 61.667 | 61.667 | 61.667 | 59.286 | 59.286 | 59.286 |
| Sulawesi Tengah | 99.857 | 93.208 | 93.208 | 98.348 | 98.348 | 99.652 |
| Sulawesi Selatan | 78.125 | 78.125 | 78.125 | 86.182 | 86.636 | 91.182 |
| Sulawesi Tenggara | 82.053 | 84.571 | 86.000 | 79.375 | 78.412 | 79.333 |
| Gorontalo | 72.143 | 75.385 | 53.750 | 53.750 | 53.750 | 60.385 |
| Sulawesi Barat | 63.412 | 66.111 | 102.045 | 114.118 | 99.375 | 115.294 |
| Maluku | 129.063 | 129.063 | 129.063 | 129.063 | 130.469 | 130.625 |
| Maluku Utara | 116.875 | 116.875 | 116.875 | 116.875 | 116.875 | 116.875 |
| Papua Barat | 126.667 | 126.667 | 126.667 | 126.667 | 126.667 | 130.000 |
| Papua | 126.250 | 126.875 | 177.917 | 177.917 | 145.625 | 152.143 |
| Nasional | 106.258 | 109.180 | 111.631 | 112.509 | 113.619 | 114.672 |

Tabel 4.38: Lanjutan

| Provinsi | Juli | Agustus | September | Oktober | November | Desember | Rata-rata |
|--------------------------|----------------|----------------|------------------|----------------|-----------------|-----------------|------------------|
| (1) | (8) | (9) | (10) | (11) | (12) | (13) | (14) |
| Nanggroe Aceh Darussalam | 93.824 | 95.588 | 95.938 | 95.882 | 95.294 | 111.250 | 93.737 |
| Sumatera Utara | 84.444 | 84.444 | 84.444 | 84.444 | 84.444 | 84.444 | 82.778 |
| Sumatera Barat | 136.000 | 128.182 | 124.167 | 130.000 | 130.909 | 130.455 | 141.895 |
| Riau | 180.455 | 181.364 | 187.083 | 187.083 | 182.727 | 167.778 | 175.124 |
| Jambi | 76.364 | 76.364 | 76.364 | 76.364 | 76.364 | 76.364 | 76.030 |
| Sumatera Selatan | 127.200 | 127.200 | 127.200 | 127.200 | 127.200 | 127.200 | 131.075 |
| Bengkulu | 178.571 | 178.571 | 178.571 | 178.571 | 178.571 | 178.571 | 176.667 |
| Lampung | 152.727 | 152.727 | 152.727 | 152.727 | 152.727 | 155.000 | 152.917 |
| Bangka Belitung | 155.000 | 155.000 | 149.667 | 119.615 | 134.706 | 134.706 | 127.178 |
| Kepulauan Riau | 93.000 | 93.000 | 94.000 | 94.000 | 94.000 | 107.500 | 92.375 |
| Jawa Barat | 102.739 | 106.190 | 107.500 | 107.950 | 107.950 | 108.833 | 102.294 |
| Jawa Tengah | 52.710 | 51.903 | 50.828 | 58.056 | 52.717 | 52.717 | 52.744 |
| D. I. Yogyakarta | 118.071 | 118.071 | 118.071 | 118.071 | 118.071 | 118.071 | 111.959 |
| Jawa Timur | 66.318 | 66.364 | 68.409 | 68.409 | 68.591 | 68.591 | 65.900 |
| Banten | 91.667 | 91.667 | 91.667 | 91.667 | 91.667 | 91.667 | 89.996 |
| Bali | 168.929 | 168.929 | 168.929 | 168.929 | 169.286 | 169.286 | 158.929 |
| Nusa Tenggara Barat | 99.167 | 99.167 | 99.167 | 99.167 | 99.167 | 99.167 | 95.692 |
| Nusa Tenggara Timur | 104.000 | 109.250 | 108.250 | 111.842 | 111.842 | 108.333 | 108.964 |
| Kalimantan Barat | 139.841 | 139.841 | 139.841 | 139.841 | 139.841 | 139.841 | 139.591 |
| Kalimantan Tengah | 170.556 | 170.556 | 170.556 | 170.556 | 170.556 | 170.556 | 169.190 |
| Kalimantan Selatan | 100.238 | 100.238 | 100.238 | 100.238 | 100.238 | 100.250 | 101.387 |
| Kalimantan Timur | 161.111 | 161.111 | 161.111 | 161.111 | 161.111 | 161.111 | 159.815 |
| Sulawesi Utara | 62.500 | 62.500 | 62.500 | 60.714 | 60.714 | 58.000 | 60.815 |
| Sulawesi Tengah | 100.000 | 100.217 | 97.391 | 95.435 | 95.435 | 95.435 | 97.211 |
| Sulawesi Selatan | 91.182 | 91.182 | 91.182 | 91.227 | 94.500 | 93.500 | 87.596 |
| Sulawesi Tenggara | 56.818 | 56.818 | 56.818 | 56.818 | 56.818 | 78.333 | 71.014 |
| Gorontalo | 61.583 | 63.091 | 63.091 | 59.538 | 63.091 | 63.091 | 61.887 |
| Sulawesi Barat | 118.750 | 118.750 | 118.750 | 115.625 | 100.000 | 115.625 | 103.988 |
| Maluku | 130.625 | 133.125 | 133.125 | 133.125 | 133.125 | 133.125 | 131.133 |
| Maluku Utara | 116.875 | 116.875 | 116.875 | 116.875 | 116.875 | 172.000 | 121.469 |
| Papua Barat | 130.000 | 130.000 | 130.000 | 130.000 | 130.000 | 130.000 | 128.611 |
| Papua | 161.667 | 161.667 | 161.667 | 161.667 | 134.000 | 134.000 | 151.783 |
| Nasional | 115.092 | 115.311 | 115.191 | 114.461 | 113.517 | 116.712 | 113.179 |

Tabel 4.39
Harga Konsumen Pedesaan Kelompok Sandang Lain, 2008
Handuk Besar (Rp/Helai)

| Provinsi | Januari | Februari | Maret | April | Mei | Juni |
|--------------------------|---------------|---------------|---------------|---------------|---------------|---------------|
| (1) | (2) | (3) | (4) | (5) | (6) | (7) |
| Nanggroe Aceh Darussalam | 38.364 | 38.083 | 38.231 | 37.846 | 38.846 | 38.846 |
| Sumatera Utara | 27.864 | 31.333 | 32.609 | 32.957 | 33.196 | 34.522 |
| Sumatera Barat | 35.469 | 36.406 | 35.679 | 36.893 | 36.433 | 36.833 |
| Riau | 35.500 | 37.615 | 37.615 | 37.208 | 37.625 | 37.625 |
| Jambi | 34.136 | 34.208 | 34.208 | 35.808 | 35.808 | 35.923 |
| Sumatera Selatan | 33.600 | 32.833 | 31.792 | 28.545 | 29.909 | 30.692 |
| Bengkulu | 32.406 | 33.063 | 33.375 | 33.471 | 33.375 | 34.767 |
| Lampung | 27.000 | 27.000 | 28.769 | 28.769 | 28.846 | 27.083 |
| Bangka Belitung | 26.200 | 30.857 | 30.857 | 31.143 | 32.000 | 32.000 |
| Kepulauan Riau | 32.571 | 35.000 | 33.000 | 32.500 | 32.500 | 33.750 |
| Jawa Barat | 31.477 | 31.167 | 30.573 | 30.469 | 30.990 | 31.250 |
| Jawa Tengah | 25.349 | 25.205 | 25.564 | 25.703 | 25.772 | 26.231 |
| D. I. Yogyakarta | 25.438 | 25.654 | 26.233 | 25.607 | 25.607 | 26.000 |
| Jawa Timur | 25.390 | 25.702 | 25.963 | 25.849 | 25.948 | 26.370 |
| Banten | 31.071 | 31.923 | 32.692 | 33.214 | 34.038 | 34.269 |
| Bali | 27.158 | 27.300 | 27.300 | 27.857 | 28.024 | 28.095 |
| Nusa Tenggara Barat | 36.000 | 36.182 | 36.182 | 35.727 | 37.182 | 37.833 |
| Nusa Tenggara Timur | 54.444 | 52.475 | 53.310 | 53.100 | 53.625 | 55.528 |
| Kalimantan Barat | 30.971 | 30.563 | 30.600 | 30.600 | 30.600 | 30.600 |
| Kalimantan Tengah | 34.917 | 34.769 | 37.500 | 37.708 | 37.731 | 38.692 |
| Kalimantan Selatan | 22.708 | 22.708 | 21.833 | 22.794 | 23.333 | 23.775 |
| Kalimantan Timur | 37.313 | 39.591 | 40.423 | 40.792 | 43.808 | 44.962 |
| Sulawesi Utara | 25.375 | 24.769 | 24.000 | 24.071 | 24.467 | 24.467 |
| Sulawesi Tengah | 31.650 | 32.400 | 32.789 | 33.714 | 34.048 | 34.048 |
| Sulawesi Selatan | 37.143 | 30.556 | 30.500 | 32.292 | 32.500 | 33.500 |
| Sulawesi Tenggara | 31.619 | 31.211 | 31.667 | 31.278 | 31.556 | 32.375 |
| Gorontalo | 32.900 | 34.333 | 32.375 | 32.375 | 32.375 | 32.375 |
| Sulawesi Barat | 29.000 | 33.091 | 30.727 | 30.900 | 31.857 | 37.273 |
| Maluku | 41.458 | 42.500 | 42.500 | 42.500 | 46.042 | 46.042 |
| Maluku Utara | 56.500 | 56.500 | 57.917 | 58.182 | 58.889 | 58.889 |
| Papua Barat | 39.286 | 40.714 | 40.714 | 40.714 | 40.714 | 44.286 |
| Papua | 44.286 | 47.500 | 50.000 | 50.000 | 45.500 | 47.700 |
| Nasional | 33.580 | 34.163 | 34.297 | 34.393 | 34.786 | 35.519 |

Tabel 4.39: Lanjutan

| Provinsi | Juli | Agustus | September | Oktober | November | Desember | Rata-rata |
|--------------------------|---------------|----------------|------------------|----------------|-----------------|-----------------|------------------|
| (1) | (8) | (9) | (10) | (11) | (12) | (13) | (14) |
| Nanggroe Aceh Darussalam | 39.167 | 39.167 | 39.583 | 39.583 | 39.583 | 39.500 | 38.900 |
| Sumatera Utara | 35.043 | 35.043 | 35.304 | 35.304 | 35.739 | 36.174 | 33.757 |
| Sumatera Barat | 37.206 | 37.647 | 37.941 | 37.971 | 37.844 | 37.536 | 36.988 |
| Riau | 39.083 | 39.250 | 40.267 | 39.733 | 41.364 | 41.818 | 38.725 |
| Jambi | 35.923 | 36.000 | 36.769 | 36.769 | 36.769 | 36.917 | 35.770 |
| Sumatera Selatan | 31.846 | 32.615 | 30.818 | 30.818 | 30.364 | 30.364 | 31.183 |
| Bengkulu | 32.423 | 34.036 | 37.000 | 33.364 | 33.500 | 38.143 | 34.077 |
| Lampung | 27.083 | 27.458 | 27.500 | 28.364 | 28.200 | 29.333 | 27.951 |
| Bangka Belitung | 34.222 | 33.111 | 32.800 | 32.556 | 32.273 | 34.136 | 31.846 |
| Kepulauan Riau | 33.750 | 33.750 | 35.000 | 37.000 | 38.000 | 40.000 | 34.735 |
| Jawa Barat | 31.582 | 31.520 | 31.680 | 31.563 | 31.813 | 32.466 | 31.379 |
| Jawa Tengah | 26.348 | 26.528 | 26.717 | 26.960 | 26.864 | 27.527 | 26.231 |
| D. I. Yogyakarta | 26.429 | 27.000 | 27.357 | 27.643 | 27.846 | 28.077 | 26.574 |
| Jawa Timur | 26.547 | 26.792 | 27.026 | 27.089 | 27.011 | 27.250 | 26.411 |
| Banten | 34.846 | 36.769 | 35.231 | 35.615 | 37.154 | 37.538 | 34.530 |
| Bali | 28.857 | 28.857 | 28.905 | 29.524 | 29.452 | 29.548 | 28.406 |
| Nusa Tenggara Barat | 36.583 | 36.583 | 36.917 | 36.917 | 36.917 | 38.375 | 36.783 |
| Nusa Tenggara Timur | 43.472 | 43.750 | 44.444 | 44.722 | 44.722 | 44.118 | 48.976 |
| Kalimantan Barat | 31.100 | 31.100 | 31.500 | 32.500 | 32.500 | 32.500 | 31.261 |
| Kalimantan Tengah | 35.667 | 35.667 | 35.667 | 35.667 | 36.000 | 36.000 | 36.332 |
| Kalimantan Selatan | 24.075 | 24.684 | 25.200 | 24.159 | 24.386 | 24.029 | 23.641 |
| Kalimantan Timur | 43.750 | 43.750 | 43.750 | 43.750 | 43.750 | 45.000 | 42.553 |
| Sulawesi Utara | 24.429 | 24.538 | 24.538 | 26.208 | 26.208 | 27.438 | 25.042 |
| Sulawesi Tengah | 34.048 | 34.048 | 34.524 | 35.000 | 35.238 | 35.238 | 33.895 |
| Sulawesi Selatan | 33.615 | 33.615 | 37.462 | 37.269 | 37.455 | 38.083 | 34.499 |
| Sulawesi Tenggara | 30.500 | 30.500 | 30.500 | 30.500 | 30.500 | 31.875 | 31.173 |
| Gorontalo | 31.222 | 32.000 | 32.000 | 32.542 | 33.050 | 33.050 | 32.550 |
| Sulawesi Barat | 38.000 | 38.455 | 39.364 | 39.364 | 39.091 | 39.091 | 35.518 |
| Maluku | 46.875 | 52.000 | 52.000 | 54.000 | 54.000 | 54.000 | 47.826 |
| Maluku Utara | 58.889 | 58.889 | 58.889 | 58.889 | 58.889 | 56.875 | 58.183 |
| Papua Barat | 48.333 | 44.167 | 45.000 | 45.000 | 45.000 | 45.000 | 43.244 |
| Papua | 46.091 | 46.091 | 46.091 | 46.091 | 46.667 | 45.000 | 46.751 |
| Nasional | 35.219 | 35.481 | 35.867 | 36.014 | 36.192 | 36.625 | 35.178 |

Tabel 4.40
Harga Konsumen Pedesaan Kelompok Sandang Lain, 2008
Handuk Kecil (Rp/Helai)

| Provinsi | Januari | Februari | Maret | April | Mei | Juni |
|--------------------------|---------------|---------------|---------------|---------------|---------------|---------------|
| (1) | (2) | (3) | (4) | (5) | (6) | (7) |
| Nanggroe Aceh Darussalam | 18.778 | 16.125 | 18.222 | 16.500 | 16.889 | 16.944 |
| Sumatera Utara | 11.077 | 10.533 | 10.964 | 11.036 | 11.433 | 11.700 |
| Sumatera Barat | 15.000 | 15.313 | 15.278 | 16.063 | 16.063 | 16.375 |
| Riau | 17.143 | 17.857 | 18.438 | 18.167 | 18.444 | 18.444 |
| Jambi | 16.667 | 15.571 | 15.571 | 15.571 | 15.571 | 16.500 |
| Sumatera Selatan | 15.500 | 17.500 | 16.833 | 14.273 | 15.182 | 15.864 |
| Bengkulu | 16.038 | 16.885 | 17.625 | 18.857 | 18.385 | 18.643 |
| Lampung | 15.773 | 15.773 | 16.542 | 16.542 | 15.923 | 15.208 |
| Bangka Belitung | 17.750 | 17.200 | 17.200 | 17.600 | 16.333 | 16.333 |
| Kepulauan Riau | 12.643 | 13.500 | 13.500 | 15.400 | 15.400 | 16.400 |
| Jawa Barat | 14.231 | 13.919 | 13.934 | 13.992 | 14.205 | 14.655 |
| Jawa Tengah | 13.981 | 13.679 | 13.792 | 14.010 | 13.908 | 13.940 |
| D. I. Yogyakarta | 14.300 | 12.786 | 15.600 | 15.600 | 15.600 | 13.250 |
| Jawa Timur | 14.063 | 14.043 | 13.979 | 14.171 | 14.288 | 14.592 |
| Banten | 13.938 | 14.250 | 15.500 | 17.000 | 17.500 | 17.750 |
| Bali | 12.692 | 13.000 | 12.333 | 12.417 | 12.389 | 12.472 |
| Nusa Tenggara Barat | 18.818 | 17.077 | 17.077 | 16.923 | 17.846 | 19.143 |
| Nusa Tenggara Timur | 24.063 | 26.250 | 24.531 | 24.531 | 24.531 | 25.167 |
| Kalimantan Barat | 14.950 | 14.000 | 12.750 | 12.750 | 12.750 | 12.750 |
| Kalimantan Tengah | 19.591 | 19.591 | 19.818 | 19.818 | 19.818 | 19.125 |
| Kalimantan Selatan | 12.938 | 12.938 | 12.056 | 12.167 | 12.167 | 13.300 |
| Kalimantan Timur | 17.889 | 20.200 | 17.591 | 17.591 | 18.045 | 19.409 |
| Sulawesi Utara | 14.250 | 13.222 | 12.111 | 12.000 | 12.000 | 12.100 |
| Sulawesi Tengah | 16.175 | 15.974 | 16.028 | 15.925 | 16.175 | 16.550 |
| Sulawesi Selatan | 18.214 | 14.944 | 14.944 | 13.278 | 14.500 | 14.955 |
| Sulawesi Tenggara | 13.389 | 14.000 | 13.925 | 14.658 | 14.800 | 15.618 |
| Gorontalo | 14.556 | 14.286 | 13.750 | 13.750 | 13.750 | 13.750 |
| Sulawesi Barat | 15.864 | 16.045 | 16.318 | 17.450 | 18.688 | 18.450 |
| Maluku | 20.278 | 22.045 | 22.045 | 22.045 | 22.682 | 22.682 |
| Maluku Utara | 23.182 | 23.182 | 24.583 | 24.273 | 23.556 | 24.111 |
| Papua Barat | 20.750 | 20.750 | 20.750 | 24.333 | 26.000 | 28.750 |
| Papua | 21.429 | 22.500 | 25.833 | 25.833 | 25.833 | 25.417 |
| Nasional | 16.435 | 16.404 | 16.544 | 16.704 | 16.895 | 17.198 |

Tabel 4.40: Lanjutan

| Provinsi | Juli | Agustus | September | Oktober | November | Desember | Rata-rata |
|--------------------------|---------------|----------------|------------------|----------------|-----------------|-----------------|------------------|
| (1) | (8) | (9) | (10) | (11) | (12) | (13) | (14) |
| Nanggroe Aceh Darussalam | 16.944 | 17.278 | 17.833 | 18.056 | 18.056 | 18.929 | 17.546 |
| Sumatera Utara | 11.800 | 11.800 | 11.867 | 11.867 | 12.100 | 12.433 | 11.551 |
| Sumatera Barat | 17.333 | 17.667 | 17.667 | 18.389 | 19.063 | 18.929 | 16.928 |
| Riau | 18.111 | 18.778 | 17.333 | 17.333 | 18.857 | 18.857 | 18.147 |
| Jambi | 15.571 | 15.571 | 15.571 | 15.571 | 15.571 | 15.571 | 15.740 |
| Sumatera Selatan | 16.591 | 16.591 | 16.591 | 16.591 | 16.591 | 16.591 | 16.225 |
| Bengkulu | 19.214 | 19.429 | 19.083 | 19.538 | 19.538 | 21.056 | 18.691 |
| Lampung | 15.208 | 15.292 | 15.333 | 15.545 | 15.900 | 16.556 | 15.800 |
| Bangka Belitung | 14.357 | 14.357 | 14.438 | 14.438 | 12.938 | 13.188 | 15.511 |
| Kepulauan Riau | 16.400 | 16.400 | 17.000 | 17.000 | 17.000 | 18.750 | 15.783 |
| Jawa Barat | 14.768 | 14.789 | 15.432 | 15.568 | 15.730 | 16.086 | 14.776 |
| Jawa Tengah | 14.065 | 14.147 | 14.409 | 14.617 | 14.612 | 14.809 | 14.164 |
| D. I. Yogyakarta | 15.111 | 15.111 | 14.000 | 13.650 | 14.611 | 13.773 | 14.449 |
| Jawa Timur | 14.791 | 14.802 | 14.955 | 14.969 | 15.032 | 15.094 | 14.565 |
| Banten | 18.000 | 18.000 | 18.083 | 18.083 | 18.042 | 18.875 | 17.085 |
| Bali | 12.833 | 12.833 | 12.861 | 13.324 | 13.324 | 13.618 | 12.841 |
| Nusa Tenggara Barat | 19.143 | 18.533 | 18.867 | 18.867 | 19.133 | 20.700 | 18.511 |
| Nusa Tenggara Timur | 25.167 | 25.500 | 25.500 | 28.054 | 27.517 | 28.232 | 25.753 |
| Kalimantan Barat | 13.167 | 13.167 | 13.375 | 13.625 | 13.625 | 13.625 | 13.378 |
| Kalimantan Tengah | 20.500 | 20.045 | 20.045 | 20.550 | 20.208 | 20.250 | 19.947 |
| Kalimantan Selatan | 12.909 | 12.909 | 12.909 | 13.364 | 13.450 | 14.313 | 12.951 |
| Kalimantan Timur | 20.000 | 19.091 | 19.545 | 19.545 | 20.000 | 20.000 | 19.076 |
| Sulawesi Utara | 11.600 | 11.778 | 11.778 | 12.313 | 12.313 | 12.700 | 12.347 |
| Sulawesi Tengah | 16.550 | 16.550 | 16.575 | 16.825 | 17.225 | 17.225 | 16.481 |
| Sulawesi Selatan | 15.409 | 14.955 | 15.409 | 15.409 | 14.750 | 14.750 | 15.126 |
| Sulawesi Tenggara | 16.567 | 16.900 | 16.900 | 16.900 | 16.900 | 18.636 | 15.766 |
| Gorontalo | 13.750 | 14.583 | 14.583 | 14.688 | 15.357 | 15.357 | 14.347 |
| Sulawesi Barat | 18.950 | 18.950 | 19.250 | 19.250 | 19.250 | 19.750 | 18.185 |
| Maluku | 23.591 | 23.750 | 23.750 | 23.333 | 23.333 | 23.333 | 22.739 |
| Maluku Utara | 24.111 | 24.111 | 24.111 | 24.111 | 24.111 | 22.125 | 23.797 |
| Papua Barat | 25.000 | 28.750 | 28.750 | 28.750 | 28.750 | 28.750 | 25.840 |
| Papua | 25.000 | 25.000 | 25.000 | 25.385 | 25.455 | 23.500 | 24.682 |
| Nasional | 17.266 | 17.419 | 17.463 | 17.672 | 17.761 | 18.011 | 17.148 |

Tabel 4.41
Harga Konsumen Pedesaan Kelompok Sandang Lain, 2008
Berkolin Polos (Rp/Meter)

| Provinsi | Januari | Februari | Maret | April | Mei | Juni |
|--------------------------|---------------|---------------|---------------|---------------|---------------|---------------|
| (1) | (2) | (3) | (4) | (5) | (6) | (7) |
| Nanggroe Aceh Darussalam | 12.000 | 12.000 | 12.500 | 12.500 | 12.500 | 12.500 |
| Sumatera Utara | - | - | - | - | - | - |
| Sumatera Barat | 20.500 | 20.500 | 21.000 | 21.000 | 21.000 | 21.000 |
| Riau | 22.333 | 22.500 | 22.500 | 22.500 | 22.667 | 22.667 |
| Jambi | - | - | - | - | - | - |
| Sumatera Selatan | 20.000 | 20.000 | 21.000 | 21.000 | 21.000 | 21.000 |
| Bengkulu | 15.000 | 15.000 | 15.000 | 15.000 | 16.000 | 16.000 |
| Lampung | 18.000 | 18.000 | 18.250 | 18.500 | 18.500 | 18.500 |
| Bangka Belitung | 12.000 | 12.000 | 12.000 | 12.250 | 12.250 | 12.250 |
| Kepulauan Riau | 19.000 | 19.000 | 20.000 | 20.000 | 20.000 | 20.000 |
| Jawa Barat | 13.000 | 13.000 | 13.000 | 13.000 | 13.000 | 12.786 |
| Jawa Tengah | 14.333 | 14.200 | 14.500 | 16.200 | 16.200 | 16.200 |
| D. I. Yogyakarta | 13.750 | 13.750 | 13.750 | 14.000 | 14.000 | 14.000 |
| Jawa Timur | 12.600 | 14.000 | 14.429 | 14.571 | 14.571 | 15.357 |
| Banten | 12.000 | 13.000 | 13.000 | 13.500 | 13.500 | 15.000 |
| Bali | 21.000 | 19.000 | 19.000 | 19.000 | 21.000 | 21.000 |
| Nusa Tenggara Barat | - | - | - | - | - | - |
| Nusa Tenggara Timur | 24.000 | 24.000 | 24.000 | 24.000 | 25.000 | 25.000 |
| Kalimantan Barat | 13.500 | 13.500 | 13.500 | 13.500 | 13.500 | 13.500 |
| Kalimantan Tengah | 10.167 | 10.167 | 10.167 | 10.167 | 10.167 | 10.167 |
| Kalimantan Selatan | 10.000 | 11.000 | 12.000 | 13.000 | 13.000 | 13.000 |
| Kalimantan Timur | 17.000 | 17.000 | 17.000 | 18.000 | 18.000 | 18.000 |
| Sulawesi Utara | 11.250 | 11.250 | 11.750 | 11.750 | 11.750 | 11.750 |
| Sulawesi Tengah | 15.000 | 16.000 | 16.000 | 16.000 | 16.000 | 16.000 |
| Sulawesi Selatan | 19.833 | 19.833 | 19.833 | 20.000 | 20.000 | 20.000 |
| Sulawesi Tenggara | 10.000 | 10.000 | 10.000 | 10.125 | 10.250 | 10.250 |
| Gorontalo | 11.667 | 11.667 | 11.667 | 11.667 | 11.667 | 11.667 |
| Sulawesi Barat | 15.625 | 15.625 | 15.625 | 15.875 | 16.125 | 16.125 |
| Maluku | 12.500 | 12.500 | 12.500 | 12.667 | 13.333 | 13.333 |
| Maluku Utara | 12.000 | 12.000 | 12.000 | 12.000 | 12.000 | 12.000 |
| Papua Barat | - | - | - | - | - | - |
| Papua | - | - | - | - | - | - |
| Nasional | 15.113 | 15.203 | 15.406 | 15.621 | 15.814 | 15.891 |

Tabel 4.41: Lanjutan

| Provinsi | Juli | Agustus | September | Oktober | November | Desember | Rata-rata |
|--------------------------|---------------|----------------|------------------|----------------|-----------------|-----------------|------------------|
| (1) | (8) | (9) | (10) | (11) | (12) | (13) | (14) |
| Nanggroe Aceh Darussalam | 12.500 | 12.500 | 12.500 | 12.500 | 12.500 | 12.500 | 12.417 |
| Sumatera Utara | - | - | - | - | - | - | - |
| Sumatera Barat | 21.000 | 21.000 | 21.000 | 21.000 | 21.000 | 21.000 | 20.917 |
| Riau | 22.667 | 22.667 | 22.667 | 22.667 | 22.667 | 22.667 | 22.597 |
| Jambi | - | - | - | - | - | - | - |
| Sumatera Selatan | 21.000 | 21.000 | 21.000 | 21.000 | 21.000 | 21.000 | 20.833 |
| Bengkulu | 16.000 | 16.000 | 16.000 | 16.000 | 16.000 | 16.000 | 15.667 |
| Lampung | 18.500 | 18.500 | 18.500 | 18.500 | 18.500 | 18.500 | 18.396 |
| Bangka Belitung | 12.250 | 12.250 | 12.250 | 12.250 | 12.250 | 12.250 | 12.188 |
| Kepulauan Riau | 20.000 | 20.000 | 20.000 | 20.000 | 20.000 | 20.000 | 19.833 |
| Jawa Barat | 13.000 | 13.143 | 13.429 | 13.464 | 13.464 | 13.464 | 13.146 |
| Jawa Tengah | 16.200 | 16.200 | 16.400 | 16.833 | 13.375 | 16.700 | 15.612 |
| D. I. Yogyakarta | 14.000 | 14.000 | 14.000 | 14.000 | 14.000 | 14.000 | 13.938 |
| Jawa Timur | 15.357 | 15.357 | 15.417 | 15.417 | 15.417 | 15.417 | 14.826 |
| Banten | 15.000 | 15.000 | 15.000 | 16.000 | 16.000 | 16.000 | 14.417 |
| Bali | 21.000 | 21.000 | 21.000 | 21.000 | 21.000 | 21.000 | 20.500 |
| Nusa Tenggara Barat | - | - | - | - | - | - | - |
| Nusa Tenggara Timur | 25.000 | 25.000 | 25.000 | 25.000 | 25.000 | 25.000 | 24.667 |
| Kalimantan Barat | 14.000 | 14.000 | 14.000 | 14.000 | 14.000 | 14.000 | 13.750 |
| Kalimantan Tengah | 10.333 | 10.333 | 10.667 | 10.667 | 10.667 | 10.667 | 10.361 |
| Kalimantan Selatan | 13.000 | 13.000 | 13.000 | 13.000 | 13.000 | 13.000 | 12.500 |
| Kalimantan Timur | 18.000 | 18.000 | 18.000 | 18.000 | 18.000 | 18.000 | 17.750 |
| Sulawesi Utara | 11.750 | 11.750 | 11.750 | 11.750 | 11.750 | 11.750 | 11.667 |
| Sulawesi Tengah | 16.000 | 16.000 | 16.000 | 16.000 | 16.000 | 16.000 | 15.917 |
| Sulawesi Selatan | 20.000 | 20.000 | 20.000 | 20.000 | 20.000 | 20.000 | 19.958 |
| Sulawesi Tenggara | 10.250 | 10.250 | 10.250 | 10.250 | 10.250 | 10.250 | 10.177 |
| Gorontalo | 11.667 | 11.667 | 11.667 | 11.667 | 11.667 | 11.667 | 11.667 |
| Sulawesi Barat | 16.125 | 16.125 | 16.125 | 16.125 | 16.125 | 16.125 | 15.979 |
| Maluku | 13.333 | 15.000 | 15.000 | 15.000 | 15.000 | 15.000 | 13.764 |
| Maluku Utara | 12.000 | 12.000 | 12.000 | 12.000 | 12.000 | 12.500 | 12.042 |
| Papua Barat | - | - | - | - | - | - | - |
| Papua | - | - | - | - | - | - | - |
| Nasional | 15.923 | 15.990 | 16.023 | 16.077 | 15.949 | 16.091 | 15.759 |

Tabel 4.42
Harga Konsumen Pedesaan Kelompok Sandang Lain, 2008
Berkolin Kembang (Rp/Meter)

| Provinsi | Januari | Februari | Maret | April | Mei | Juni |
|--------------------------|---------------|---------------|---------------|---------------|---------------|---------------|
| (1) | (2) | (3) | (4) | (5) | (6) | (7) |
| Nanggroe Aceh Darussalam | 11.000 | 11.000 | 11.000 | 11.000 | 12.000 | 12.000 |
| Sumatera Utara | 22.667 | 22.667 | 22.667 | 23.667 | 23.667 | 26.000 |
| Sumatera Barat | 16.000 | 17.000 | 17.500 | 17.500 | 17.500 | 17.500 |
| Riau | 20.000 | 20.000 | 20.000 | 14.500 | 14.500 | 14.500 |
| Jambi | 21.000 | 22.000 | 22.000 | 22.000 | 22.000 | 22.000 |
| Sumatera Selatan | 18.500 | 18.500 | 18.500 | 18.750 | 19.000 | 19.000 |
| Bengkulu | - | - | - | - | - | - |
| Lampung | 11.750 | 11.750 | 11.750 | 11.750 | 11.750 | 11.750 |
| Bangka Belitung | 16.500 | 17.000 | 17.000 | 17.000 | 17.000 | 17.000 |
| Kepulauan Riau | - | - | - | - | - | - |
| Jawa Barat | 12.600 | 12.600 | 12.600 | 12.600 | 12.600 | 12.700 |
| Jawa Tengah | 12.500 | 13.500 | 13.500 | 13.500 | 13.500 | 13.500 |
| D. I. Yogyakarta | - | - | - | - | 0 | 0 |
| Jawa Timur | 13.286 | 11.833 | 12.083 | 12.250 | 12.250 | 12.583 |
| Banten | 22.500 | 22.500 | 22.500 | 22.500 | 22.500 | 22.500 |
| Bali | - | - | - | - | - | - |
| Nusa Tenggara Barat | - | - | - | - | - | - |
| Nusa Tenggara Timur | 16.313 | 16.313 | 24.167 | 24.167 | 24.167 | 24.167 |
| Kalimantan Barat | 20.000 | 21.000 | 21.000 | 21.000 | 21.000 | 21.000 |
| Kalimantan Tengah | 10.000 | 10.000 | 11.000 | 11.000 | 11.000 | 11.000 |
| Kalimantan Selatan | - | - | - | - | - | - |
| Kalimantan Timur | 13.000 | 13.000 | 13.000 | 13.000 | 13.000 | 13.400 |
| Sulawesi Utara | 14.250 | 14.250 | 14.250 | 14.250 | 14.250 | 15.000 |
| Sulawesi Tengah | 10.000 | 10.000 | 10.000 | 10.000 | 10.000 | 12.000 |
| Sulawesi Selatan | 12.500 | 11.000 | 11.500 | 11.500 | 11.500 | 11.500 |
| Sulawesi Tenggara | 12.500 | 13.000 | 13.000 | 13.000 | 13.000 | 13.000 |
| Gorontalo | 12.833 | 13.750 | 13.750 | 13.750 | 13.750 | 13.750 |
| Sulawesi Barat | 14.500 | 15.500 | 15.500 | 15.500 | 15.500 | 15.500 |
| Maluku | - | - | - | - | - | - |
| Maluku Utara | 25.000 | 26.000 | 26.000 | 26.000 | 26.000 | 26.000 |
| Papua Barat | - | - | - | - | - | - |
| Papua | 24.000 | 24.000 | 24.000 | 25.000 | 25.000 | 25.000 |
| Nasional | 15.967 | 16.173 | 16.594 | 16.466 | 15.857 | 16.094 |

Tabel 4.42: Lanjutan

| Provinsi | Juli | Agustus | September | Oktober | November | Desember | Rata-rata |
|--------------------------|---------------|----------------|------------------|----------------|-----------------|-----------------|------------------|
| (1) | (8) | (9) | (10) | (11) | (12) | (13) | (14) |
| Nanggroe Aceh Darussalam | 12.000 | 12.000 | 12.000 | 12.000 | 12.000 | 12.000 | 11.667 |
| Sumatera Utara | 26.000 | 26.000 | 26.000 | 26.000 | 26.667 | 26.667 | 24.889 |
| Sumatera Barat | 17.500 | 17.500 | 17.500 | 17.500 | 17.500 | 18.000 | 17.375 |
| Riau | 15.000 | 15.000 | 15.000 | 16.000 | 16.000 | 16.000 | 16.375 |
| Jambi | 22.000 | 22.000 | 22.000 | 22.000 | 23.000 | 23.000 | 22.083 |
| Sumatera Selatan | 19.500 | 19.500 | 19.500 | 19.500 | 19.500 | 19.500 | 19.104 |
| Bengkulu | - | - | - | - | - | - | - |
| Lampung | 11.750 | 11.750 | 12.250 | 12.250 | 12.250 | 12.250 | 11.917 |
| Bangka Belitung | 17.000 | 17.000 | 17.000 | 17.500 | 17.500 | 17.500 | 17.083 |
| Kepulauan Riau | - | - | - | - | - | - | - |
| Jawa Barat | 12.700 | 12.700 | 12.900 | 12.900 | 12.900 | 14.375 | 12.848 |
| Jawa Tengah | 13.500 | 13.500 | 13.500 | 13.500 | 13.833 | 13.833 | 13.472 |
| D. I. Yogyakarta | 0 | 0 | - | - | - | - | - |
| Jawa Timur | 12.583 | 12.583 | 12.583 | 12.583 | 12.583 | 12.583 | 12.482 |
| Banten | 22.500 | 25.000 | 25.000 | 25.000 | 25.000 | 25.000 | 23.542 |
| Bali | - | - | - | - | - | - | - |
| Nusa Tenggara Barat | - | - | - | - | - | - | - |
| Nusa Tenggara Timur | 24.167 | 24.167 | 24.167 | 24.167 | 24.167 | 24.167 | 22.858 |
| Kalimantan Barat | 21.000 | 21.000 | 21.000 | 21.000 | 22.000 | 22.000 | 21.083 |
| Kalimantan Tengah | 11.000 | 11.000 | 11.000 | 11.000 | 12.000 | 12.000 | 11.000 |
| Kalimantan Selatan | - | - | - | - | - | - | - |
| Kalimantan Timur | 13.400 | 13.400 | 13.400 | 13.400 | 13.400 | 13.400 | 13.233 |
| Sulawesi Utara | 15.000 | 15.000 | 15.000 | 15.000 | 15.000 | 15.000 | 14.688 |
| Sulawesi Tengah | 12.000 | 12.000 | 12.000 | 15.000 | 15.000 | 15.000 | 11.917 |
| Sulawesi Selatan | 11.500 | 11.500 | 11.500 | 11.500 | 11.500 | 11.500 | 11.542 |
| Sulawesi Tenggara | 13.000 | 13.000 | 13.000 | 13.000 | 13.500 | 13.500 | 13.042 |
| Gorontalo | 13.750 | 13.750 | 13.750 | 13.750 | 20.000 | 20.000 | 14.715 |
| Sulawesi Barat | 15.833 | 15.833 | 15.833 | 15.833 | 15.833 | 15.833 | 15.583 |
| Maluku | - | - | - | - | - | - | - |
| Maluku Utara | 26.000 | 26.000 | 26.000 | 27.000 | 27.000 | 27.000 | 26.167 |
| Papua Barat | - | - | - | - | - | - | - |
| Papua | 25.000 | 25.000 | 25.000 | 25.000 | 26.000 | 26.000 | 24.917 |
| Nasional | 16.147 | 16.247 | 16.953 | 17.183 | 17.672 | 17.755 | 16.816 |

Tabel 4.43
Harga Konsumen Pedesaan Kelompok Sandang Lain, 2008
Brukat Kembang (Rp/Meter)

| Provinsi | Januari | Februari | Maret | April | Mei | Juni |
|--------------------------|---------------|---------------|---------------|---------------|---------------|---------------|
| (1) | (2) | (3) | (4) | (5) | (6) | (7) |
| Nanggroe Aceh Darussalam | 35.000 | 35.500 | 35.500 | 35.500 | 35.500 | 35.500 |
| Sumatera Utara | 30.000 | 23.333 | 25.000 | 26.500 | 26.500 | 29.000 |
| Sumatera Barat | 32.500 | 58.333 | 58.333 | 58.333 | 58.333 | 58.333 |
| Riau | 22.750 | 24.250 | 24.250 | 24.250 | 24.250 | 24.250 |
| Jambi | 38.333 | 39.000 | 39.000 | 39.000 | 39.000 | 39.000 |
| Sumatera Selatan | 38.000 | 38.000 | 38.000 | 38.000 | 38.000 | 38.000 |
| Bengkulu | 22.500 | 23.000 | 23.000 | 23.000 | 23.000 | 23.000 |
| Lampung | 36.500 | 36.500 | 36.500 | 36.500 | 36.500 | 37.667 |
| Bangka Belitung | 35.833 | 36.667 | 36.667 | 36.667 | 36.667 | 36.667 |
| Kepulauan Riau | 26.500 | 27.250 | 27.250 | 27.250 | 27.250 | 27.250 |
| Jawa Barat | 30.423 | 30.423 | 30.192 | 30.192 | 30.962 | 31.423 |
| Jawa Tengah | 18.025 | 18.158 | 19.745 | 19.742 | 20.184 | 20.544 |
| D. I. Yogyakarta | 17.500 | 16.667 | 16.667 | 16.667 | 16.667 | 16.667 |
| Jawa Timur | 34.708 | 35.146 | 35.396 | 35.196 | 34.938 | 35.333 |
| Banten | 33.400 | 33.400 | 33.400 | 33.400 | 33.400 | 33.600 |
| Bali | 41.429 | 44.375 | 42.222 | 42.778 | 42.778 | 42.778 |
| Nusa Tenggara Barat | 27.000 | 27.333 | 27.333 | 27.333 | 30.571 | 31.000 |
| Nusa Tenggara Timur | 27.542 | 31.850 | 32.400 | 32.400 | 32.400 | 32.400 |
| Kalimantan Barat | 30.667 | 31.667 | 31.667 | 31.667 | 31.667 | 31.667 |
| Kalimantan Tengah | 14.000 | 14.000 | 14.000 | 14.000 | 14.000 | 14.000 |
| Kalimantan Selatan | 20.000 | 21.000 | 21.000 | 21.000 | 21.000 | 21.000 |
| Kalimantan Timur | 34.667 | 34.667 | 34.667 | 36.333 | 36.333 | 37.667 |
| Sulawesi Utara | 25.625 | 25.625 | 25.625 | 25.900 | 25.900 | 26.100 |
| Sulawesi Tengah | 30.000 | 35.000 | 35.000 | 42.500 | 42.500 | 42.500 |
| Sulawesi Selatan | 36.000 | 36.000 | 36.000 | 36.000 | 36.000 | 38.500 |
| Sulawesi Tenggara | - | - | - | - | - | - |
| Gorontalo | 27.000 | 26.250 | 26.250 | 26.250 | 26.250 | 26.250 |
| Sulawesi Barat | 18.333 | 19.333 | 19.333 | 19.333 | 19.333 | 19.333 |
| Maluku | 37.667 | 38.667 | 38.667 | 38.667 | 38.667 | 38.667 |
| Maluku Utara | 58.750 | 58.750 | 58.750 | 58.750 | 58.750 | 58.750 |
| Papua Barat | - | - | - | - | - | - |
| Papua | 43.000 | 43.000 | 43.000 | 43.000 | 43.000 | 43.000 |
| Nasional | 30.788 | 32.105 | 32.160 | 32.537 | 32.677 | 32.995 |

Tabel 4.43: Lanjutan

| Provinsi | Juli | Agustus | September | Oktober | November | Desember | Rata-rata |
|--------------------------|---------------|---------------|---------------|---------------|---------------|---------------|---------------|
| (1) | (8) | (9) | (10) | (11) | (12) | (13) | (14) |
| Nanggroe Aceh Darussalam | 35.500 | 35.500 | 35.500 | 36.000 | 36.000 | 36.000 | 35.583 |
| Sumatera Utara | 29.500 | 29.500 | 29.500 | 29.500 | 29.500 | 29.500 | 28.111 |
| Sumatera Barat | 58.333 | 60.000 | 60.000 | 59.767 | 60.000 | 60.000 | 56.856 |
| Riau | 24.250 | 24.250 | 24.250 | 24.250 | 24.250 | 24.250 | 24.125 |
| Jambi | 39.000 | 39.333 | 39.333 | 39.333 | 39.667 | 40.000 | 39.167 |
| Sumatera Selatan | 41.000 | 41.000 | 41.000 | 41.000 | 41.000 | 41.000 | 39.500 |
| Bengkulu | 23.000 | 23.000 | 23.000 | 23.000 | 24.000 | 24.000 | 23.125 |
| Lampung | 37.667 | 39.333 | 39.333 | 39.333 | 39.333 | 39.333 | 37.875 |
| Bangka Belitung | 36.667 | 36.667 | 36.667 | 36.667 | 36.667 | 37.500 | 36.667 |
| Kepulauan Riau | 27.250 | 27.250 | 27.250 | 27.250 | 27.500 | 27.500 | 27.229 |
| Jawa Barat | 31.423 | 31.423 | 31.731 | 31.731 | 31.731 | 31.731 | 31.115 |
| Jawa Tengah | 20.544 | 20.115 | 19.872 | 20.765 | 20.533 | 20.413 | 19.887 |
| D. I. Yogyakarta | 16.667 | 17.500 | 17.500 | 17.500 | 17.500 | 17.500 | 17.083 |
| Jawa Timur | 35.458 | 35.022 | 35.022 | 35.022 | 35.022 | 35.022 | 35.107 |
| Banten | 34.600 | 34.600 | 37.600 | 37.600 | 38.600 | 38.600 | 35.183 |
| Bali | 43.333 | 43.333 | 43.333 | 43.333 | 43.333 | 43.889 | 43.076 |
| Nusa Tenggara Barat | 31.000 | 31.000 | 31.429 | 31.429 | 31.429 | 31.429 | 29.857 |
| Nusa Tenggara Timur | 32.500 | 32.500 | 32.500 | 32.500 | 32.500 | 30.625 | 31.843 |
| Kalimantan Barat | 31.667 | 31.667 | 31.667 | 31.667 | 32.500 | 32.500 | 31.722 |
| Kalimantan Tengah | 14.000 | 14.000 | 14.000 | 13.500 | 13.500 | 13.500 | 13.875 |
| Kalimantan Selatan | 21.000 | 21.000 | 22.000 | 22.000 | 22.000 | 22.000 | 21.250 |
| Kalimantan Timur | 37.667 | 37.667 | 37.667 | 37.667 | 37.667 | 37.667 | 36.694 |
| Sulawesi Utara | 26.100 | 26.100 | 26.100 | 28.875 | 28.875 | 24.750 | 26.298 |
| Sulawesi Tengah | 42.500 | 42.500 | 42.500 | 45.000 | 45.000 | 45.000 | 40.833 |
| Sulawesi Selatan | 38.500 | 38.500 | 38.500 | 38.500 | 38.500 | 41.000 | 37.667 |
| Sulawesi Tenggara | - | - | - | - | - | - | - |
| Gorontalo | 26.667 | 26.667 | 26.667 | 26.667 | 30.000 | 30.000 | 27.076 |
| Sulawesi Barat | 19.333 | 19.333 | 19.333 | 19.333 | 22.833 | 22.833 | 19.833 |
| Maluku | 38.667 | 38.667 | 38.667 | 38.667 | 39.000 | 39.000 | 38.639 |
| Maluku Utara | 60.000 | 60.000 | 62.500 | 62.500 | 62.500 | 62.500 | 60.208 |
| Papua Barat | - | - | - | - | - | - | - |
| Papua | 43.000 | 43.000 | 43.400 | 44.400 | 44.400 | 42.400 | 43.217 |
| Nasional | 33.226 | 33.348 | 33.594 | 33.825 | 34.178 | 34.048 | 32.957 |

Kelompok Kesehatan

<https://www.kelompokke.sehat.id>

Tabel 5.1
Harga Konsumen Pedesaan Kelompok Kesehatan, 2008
Tarif Dokter Umum dengan Obat (Rp/Kali/Pasien)

| Provinsi | Januari | Februari | Maret | April | Mei | Juni |
|--------------------------|---------------|---------------|---------------|---------------|---------------|---------------|
| (1) | (2) | (3) | (4) | (5) | (6) | (7) |
| Nanggroe Aceh Darussalam | 38.889 | 40.556 | 40.556 | 40.556 | 40.556 | 43.333 |
| Sumatera Utara | 39.286 | 39.286 | 39.286 | 41.429 | 41.429 | 41.429 |
| Sumatera Barat | 34.722 | 35.000 | 35.000 | 36.389 | 36.389 | 36.389 |
| Riau | 45.714 | 45.714 | 46.429 | 47.143 | 48.214 | 48.929 |
| Jambi | 40.000 | 40.000 | 42.273 | 43.818 | 43.818 | 43.818 |
| Sumatera Selatan | 31.625 | 34.000 | 30.000 | 31.818 | 31.818 | 31.818 |
| Bengkulu | 32.083 | 32.273 | 32.273 | 32.083 | 32.727 | 36.667 |
| Lampung | 37.222 | 37.222 | 37.222 | 37.222 | 37.778 | 38.000 |
| Bangka Belitung | 41.667 | 41.667 | 41.667 | 41.667 | 41.667 | 41.667 |
| Kepulauan Riau | 32.500 | 32.500 | 32.500 | 32.500 | 34.167 | 34.167 |
| Jawa Barat | 40.878 | 41.060 | 41.260 | 41.360 | 41.333 | 40.860 |
| Jawa Tengah | 30.573 | 30.786 | 30.951 | 30.886 | 30.962 | 31.179 |
| D. I. Yogyakarta | 25.455 | 25.833 | 29.615 | 30.000 | 30.000 | 30.000 |
| Jawa Timur | 31.907 | 32.216 | 32.011 | 32.184 | 32.184 | 32.330 |
| Banten | 42.000 | 42.000 | 43.000 | 42.727 | 43.636 | 43.636 |
| Bali | 38.722 | 38.722 | 39.833 | 39.833 | 39.833 | 40.111 |
| Nusa Tenggara Barat | 32.222 | 33.000 | 34.000 | 34.000 | 32.727 | 33.182 |
| Nusa Tenggara Timur | 32.813 | 32.813 | 32.813 | 35.938 | 36.563 | 36.594 |
| Kalimantan Barat | 45.000 | 43.667 | 45.333 | 45.333 | 47.000 | 47.333 |
| Kalimantan Tengah | 51.667 | 53.750 | 53.750 | 53.750 | 53.750 | 53.750 |
| Kalimantan Selatan | 40.000 | 40.000 | 40.000 | 40.000 | 40.000 | 41.000 |
| Kalimantan Timur | 54.750 | 57.300 | 58.500 | 58.500 | 60.000 | 61.000 |
| Sulawesi Utara | 43.571 | 43.571 | 43.571 | 43.571 | 44.571 | 46.714 |
| Sulawesi Tengah | 32.083 | 34.667 | 35.000 | 35.000 | 35.000 | 35.000 |
| Sulawesi Selatan | 41.875 | 41.875 | 41.875 | 41.875 | 43.125 | 43.125 |
| Sulawesi Tenggara | 39.167 | 36.667 | 37.500 | 37.500 | 37.500 | 37.917 |
| Gorontalo | 35.000 | 35.000 | 35.000 | 35.000 | 35.000 | 35.000 |
| Sulawesi Barat | 31.875 | 32.500 | 32.500 | 35.000 | 35.625 | 36.250 |
| Maluku | 48.333 | 48.889 | 49.444 | 49.444 | 51.667 | 51.667 |
| Maluku Utara | 52.143 | 52.143 | 50.556 | 56.250 | 60.000 | 60.000 |
| Papua Barat | 67.500 | 67.500 | 67.500 | 67.500 | 67.500 | 71.250 |
| Papua | 65.714 | 65.714 | 65.714 | 78.750 | 70.600 | 63.000 |
| Nasional | 40.530 | 40.872 | 41.154 | 42.157 | 42.411 | 42.722 |

Tabel 5.1: Lanjutan

| Provinsi | Juli | Agustus | September | Oktober | November | Desember | Rata-rata |
|--------------------------|---------------|----------------|------------------|----------------|-----------------|-----------------|------------------|
| (1) | (8) | (9) | (10) | (11) | (12) | (13) | (14) |
| Nanggroe Aceh Darussalam | 43.889 | 43.889 | 43.889 | 44.444 | 44.444 | 44.556 | 42.463 |
| Sumatera Utara | 41.429 | 41.429 | 41.429 | 41.429 | 41.429 | 41.429 | 40.893 |
| Sumatera Barat | 36.389 | 36.389 | 36.389 | 36.389 | 36.389 | 36.389 | 36.019 |
| Riau | 55.357 | 54.643 | 55.714 | 55.000 | 55.000 | 55.000 | 51.071 |
| Jambi | 43.818 | 43.818 | 43.818 | 43.818 | 43.818 | 43.818 | 43.053 |
| Sumatera Selatan | 31.818 | 31.818 | 32.500 | 32.500 | 32.500 | 32.500 | 32.060 |
| Bengkulu | 36.667 | 37.500 | 37.500 | 37.083 | 37.083 | 32.500 | 34.703 |
| Lampung | 38.000 | 38.333 | 38.333 | 38.333 | 38.889 | 40.000 | 38.046 |
| Bangka Belitung | 43.889 | 43.889 | 45.500 | 46.500 | 45.000 | 47.000 | 43.481 |
| Kepulauan Riau | 37.500 | 37.500 | 37.500 | 37.500 | 39.167 | 39.167 | 35.556 |
| Jawa Barat | 42.102 | 41.760 | 41.898 | 42.042 | 42.146 | 41.545 | 41.520 |
| Jawa Tengah | 31.804 | 31.872 | 32.032 | 32.379 | 32.305 | 32.622 | 31.529 |
| D. I. Yogyakarta | 30.833 | 31.667 | 31.250 | 30.833 | 31.500 | 31.917 | 29.909 |
| Jawa Timur | 32.841 | 32.989 | 33.218 | 33.218 | 33.214 | 33.678 | 32.666 |
| Banten | 44.091 | 45.000 | 45.909 | 45.909 | 45.909 | 45.909 | 44.144 |
| Bali | 40.111 | 40.111 | 40.389 | 40.389 | 40.389 | 40.389 | 39.903 |
| Nusa Tenggara Barat | 33.636 | 33.636 | 33.636 | 33.636 | 33.636 | 33.636 | 33.412 |
| Nusa Tenggara Timur | 36.594 | 36.594 | 36.594 | 37.844 | 39.094 | 39.094 | 36.112 |
| Kalimantan Barat | 47.333 | 47.333 | 48.000 | 47.667 | 47.667 | 47.667 | 46.611 |
| Kalimantan Tengah | 56.250 | 57.143 | 57.143 | 57.143 | 57.143 | 57.143 | 55.198 |
| Kalimantan Selatan | 41.333 | 41.333 | 41.333 | 41.667 | 42.333 | 42.333 | 40.944 |
| Kalimantan Timur | 63.500 | 63.500 | 63.500 | 63.500 | 63.500 | 64.000 | 60.963 |
| Sulawesi Utara | 46.714 | 46.714 | 46.714 | 46.714 | 46.714 | 46.714 | 45.488 |
| Sulawesi Tengah | 35.000 | 35.333 | 35.333 | 36.333 | 36.333 | 36.333 | 35.118 |
| Sulawesi Selatan | 43.125 | 43.125 | 43.125 | 43.125 | 43.125 | 43.125 | 42.708 |
| Sulawesi Tenggara | 38.750 | 38.750 | 38.750 | 38.750 | 38.750 | 38.750 | 38.229 |
| Gorontalo | 35.714 | 36.429 | 36.429 | 35.714 | 36.667 | 36.667 | 35.635 |
| Sulawesi Barat | 36.875 | 36.875 | 36.875 | 36.875 | 36.250 | 36.250 | 35.313 |
| Maluku | 55.000 | 58.000 | 53.333 | 54.000 | 54.000 | 54.000 | 52.315 |
| Maluku Utara | 60.000 | 60.000 | 60.000 | 60.000 | 60.000 | 61.667 | 57.730 |
| Papua Barat | 71.250 | 71.250 | 71.250 | 71.250 | 71.250 | 71.250 | 69.688 |
| Papua | 63.000 | 63.000 | 63.000 | 63.000 | 63.000 | 63.000 | 65.624 |
| Nasional | 43.582 | 43.801 | 43.821 | 43.906 | 44.020 | 44.064 | 42.753 |

Tabel 5.2
Harga Konsumen Pedesaan Kelompok Kesehatan, 2008
Bidan (Pemeriksaan Kandungan) dengan Obat (Rp/Pasien)

| Provinsi | Januari | Februari | Maret | April | Mei | Juni |
|--------------------------|---------------|---------------|---------------|---------------|---------------|---------------|
| (1) | (2) | (3) | (4) | (5) | (6) | (7) |
| Nanggroe Aceh Darussalam | 22.643 | 24.813 | 25.143 | 23.875 | 23.875 | 24.188 |
| Sumatera Utara | 24.545 | 25.476 | 23.043 | 23.261 | 23.261 | 23.478 |
| Sumatera Barat | 18.412 | 18.412 | 18.412 | 18.412 | 18.412 | 18.412 |
| Riau | 36.538 | 38.462 | 40.000 | 38.077 | 39.231 | 39.231 |
| Jambi | 21.200 | 20.722 | 20.722 | 20.722 | 20.722 | 20.722 |
| Sumatera Selatan | 20.833 | 20.536 | 19.808 | 19.792 | 20.179 | 20.167 |
| Bengkulu | 19.118 | 19.063 | 19.688 | 20.000 | 19.688 | 19.000 |
| Lampung | 21.333 | 21.333 | 21.333 | 21.333 | 21.333 | 21.333 |
| Bangka Belitung | 19.167 | 21.111 | 21.111 | 21.111 | 23.636 | 23.636 |
| Kepulauan Riau | 32.500 | 32.500 | 32.500 | 32.500 | 32.500 | 32.500 |
| Jawa Barat | 19.967 | 19.738 | 19.846 | 19.692 | 19.969 | 19.286 |
| Jawa Tengah | 15.227 | 15.543 | 15.754 | 15.712 | 15.732 | 15.859 |
| D. I. Yogyakarta | 14.719 | 15.188 | 16.333 | 15.625 | 15.813 | 15.813 |
| Jawa Timur | 15.685 | 15.882 | 15.618 | 15.714 | 15.747 | 15.951 |
| Banten | 25.154 | 25.000 | 25.294 | 26.111 | 25.789 | 25.789 |
| Bali | 19.565 | 19.375 | 20.000 | 20.000 | 20.000 | 20.652 |
| Nusa Tenggara Barat | 17.000 | 16.591 | 17.500 | 17.500 | 17.500 | 17.955 |
| Nusa Tenggara Timur | 11.568 | 11.568 | 11.568 | 12.250 | 12.250 | 12.250 |
| Kalimantan Barat | 24.524 | 25.263 | 24.286 | 24.286 | 23.810 | 23.810 |
| Kalimantan Tengah | 26.400 | 26.400 | 26.667 | 26.667 | 26.667 | 26.667 |
| Kalimantan Selatan | 11.571 | 11.571 | 11.571 | 12.190 | 12.190 | 12.190 |
| Kalimantan Timur | 32.500 | 32.500 | 32.500 | 32.500 | 34.583 | 34.583 |
| Sulawesi Utara | 27.857 | 27.857 | 27.143 | 23.182 | 23.182 | 25.833 |
| Sulawesi Tengah | 14.091 | 15.000 | 15.000 | 14.692 | 14.692 | 14.692 |
| Sulawesi Selatan | 15.714 | 18.000 | 14.278 | 23.045 | 23.955 | 23.955 |
| Sulawesi Tenggara | 14.643 | 14.643 | 14.643 | 14.643 | 14.643 | 14.714 |
| Gorontalo | 11.933 | 11.933 | 11.933 | 11.933 | 12.133 | 12.133 |
| Sulawesi Barat | 18.000 | 18.000 | 15.714 | 16.000 | 16.875 | 16.667 |
| Maluku | 15.667 | 15.667 | 15.833 | 15.667 | 15.667 | 14.615 |
| Maluku Utara | 22.000 | 22.000 | 22.000 | 21.667 | 20.000 | 20.000 |
| Papua Barat | 19.400 | 19.400 | 19.400 | 16.000 | 16.000 | 18.400 |
| Papua | 22.100 | 21.000 | 21.000 | 21.000 | 22.100 | 22.100 |
| Nasional | 20.362 | 20.642 | 20.489 | 20.474 | 20.692 | 20.831 |

Tabel 5.2: Lanjutan

| Provinsi | Juli | Agustus | September | Oktober | November | Desember | Rata-rata |
|--------------------------|---------------|----------------|------------------|----------------|-----------------|-----------------|------------------|
| (1) | (8) | (9) | (10) | (11) | (12) | (13) | (14) |
| Nanggroe Aceh Darussalam | 24.500 | 24.500 | 26.133 | 26.133 | 26.063 | 29.333 | 25.100 |
| Sumatera Utara | 23.478 | 23.478 | 23.478 | 23.696 | 23.913 | 24.130 | 23.770 |
| Sumatera Barat | 18.412 | 18.412 | 18.412 | 18.412 | 18.412 | 18.412 | 18.412 |
| Riau | 40.385 | 42.500 | 42.500 | 42.500 | 41.000 | 41.667 | 40.174 |
| Jambi | 20.722 | 20.722 | 20.722 | 21.278 | 21.278 | 22.688 | 21.018 |
| Sumatera Selatan | 20.633 | 20.633 | 20.559 | 20.559 | 21.147 | 21.147 | 20.499 |
| Bengkulu | 19.000 | 19.000 | 19.000 | 19.000 | 19.000 | 22.308 | 19.489 |
| Lampung | 21.333 | 21.333 | 21.333 | 22.000 | 22.000 | 22.000 | 21.500 |
| Bangka Belitung | 24.091 | 24.091 | 24.091 | 24.091 | 23.667 | 23.667 | 22.789 |
| Kepulauan Riau | 32.500 | 32.500 | 32.500 | 32.500 | 32.500 | 32.500 | 32.500 |
| Jawa Barat | 20.492 | 20.726 | 20.656 | 20.667 | 20.833 | 21.471 | 20.279 |
| Jawa Tengah | 15.907 | 16.052 | 16.110 | 16.406 | 16.561 | 16.724 | 15.965 |
| D. I. Yogyakarta | 15.813 | 16.667 | 16.667 | 16.667 | 16.667 | 17.000 | 16.081 |
| Jawa Timur | 16.094 | 16.094 | 16.280 | 16.280 | 16.364 | 16.372 | 16.007 |
| Banten | 26.053 | 26.316 | 26.842 | 26.842 | 26.842 | 26.842 | 26.073 |
| Bali | 20.870 | 20.870 | 21.087 | 21.087 | 21.087 | 21.304 | 20.491 |
| Nusa Tenggara Barat | 17.955 | 17.955 | 17.955 | 17.955 | 18.864 | 19.773 | 17.875 |
| Nusa Tenggara Timur | 12.341 | 12.795 | 12.795 | 12.795 | 12.795 | 13.023 | 12.333 |
| Kalimantan Barat | 23.810 | 23.810 | 23.810 | 24.750 | 24.750 | 25.250 | 24.346 |
| Kalimantan Tengah | 31.071 | 31.786 | 32.500 | 32.500 | 32.500 | 32.500 | 29.360 |
| Kalimantan Selatan | 12.190 | 12.190 | 12.190 | 12.333 | 12.405 | 12.524 | 12.093 |
| Kalimantan Timur | 35.417 | 35.417 | 35.417 | 35.417 | 35.833 | 35.833 | 34.375 |
| Sulawesi Utara | 25.833 | 25.833 | 25.833 | 25.833 | 25.833 | 25.000 | 25.768 |
| Sulawesi Tengah | 14.692 | 14.692 | 14.692 | 14.692 | 14.692 | 14.692 | 14.693 |
| Sulawesi Selatan | 22.375 | 22.375 | 22.375 | 22.375 | 23.350 | 23.350 | 21.262 |
| Sulawesi Tenggara | 15.071 | 15.071 | 15.071 | 15.071 | 15.071 | 15.143 | 14.869 |
| Gorontalo | 12.100 | 12.200 | 12.200 | 13.667 | 13.733 | 13.800 | 12.475 |
| Sulawesi Barat | 16.875 | 16.875 | 16.875 | 16.875 | 17.143 | 16.875 | 16.898 |
| Maluku | 14.286 | 17.778 | 17.778 | 17.778 | 17.778 | 17.778 | 16.357 |
| Maluku Utara | 20.000 | 20.000 | 20.000 | 20.000 | 20.000 | 20.000 | 20.639 |
| Papua Barat | 18.400 | 18.400 | 18.400 | 18.400 | 18.400 | 18.400 | 18.250 |
| Papua | 22.100 | 22.100 | 22.100 | 22.100 | 22.100 | 22.100 | 21.825 |
| Nasional | 21.087 | 21.349 | 21.449 | 21.583 | 21.643 | 21.988 | 21.049 |

Tabel 5.3
Harga Konsumen Pedesaan Kelompok Kesehatan, 2008
Puskesmas dengan Obat (Rp/Pasien)

| Provinsi | Januari | Februari | Maret | April | Mei | Juni |
|--------------------------|--------------|--------------|--------------|--------------|--------------|--------------|
| (1) | (2) | (3) | (4) | (5) | (6) | (7) |
| Nanggroe Aceh Darussalam | 13.000 | 13.000 | 13.000 | 13.000 | 13.000 | 13.000 |
| Sumatera Utara | 12.722 | 13.050 | 12.684 | 13.316 | 12.214 | 12.214 |
| Sumatera Barat | 9.467 | 9.467 | 9.467 | 9.467 | 9.800 | 9.800 |
| Riau | 12.500 | 12.500 | 12.500 | 12.667 | 12.917 | 12.917 |
| Jambi | 7.429 | 7.429 | 7.429 | 7.429 | 7.929 | 7.929 |
| Sumatera Selatan | 6.875 | 8.375 | 8.955 | 7.318 | 7.318 | 7.318 |
| Bengkulu | 9.125 | 9.125 | 9.125 | 10.059 | 9.125 | 9.125 |
| Lampung | 4.308 | 4.286 | 4.286 | 4.286 | 4.286 | 4.286 |
| Bangka Belitung | 10.850 | 9.625 | 9.625 | 9.625 | 9.625 | 9.625 |
| Kepulauan Riau | 10.000 | 10.000 | 10.200 | 10.200 | 10.200 | 10.200 |
| Jawa Barat | 4.827 | 4.900 | 4.815 | 4.824 | 4.972 | 5.155 |
| Jawa Tengah | 3.475 | 3.622 | 3.638 | 3.626 | 3.656 | 3.461 |
| D. I. Yogyakarta | 3.300 | 3.125 | 3.444 | 3.531 | 3.219 | 3.219 |
| Jawa Timur | 3.986 | 4.005 | 4.237 | 4.505 | 4.558 | 4.626 |
| Banten | 4.269 | 4.000 | 4.000 | 4.056 | 4.056 | 4.000 |
| Bali | 4.625 | 4.524 | 4.587 | 4.587 | 4.682 | 4.682 |
| Nusa Tenggara Barat | 5.000 | 4.800 | 4.850 | 4.850 | 4.850 | 4.900 |
| Nusa Tenggara Timur | 3.853 | 4.074 | 4.311 | 4.311 | 4.311 | 4.250 |
| Kalimantan Barat | 7.783 | 7.596 | 7.900 | 7.900 | 8.100 | 8.100 |
| Kalimantan Tengah | 9.179 | 9.179 | 8.538 | 8.538 | 8.538 | 8.538 |
| Kalimantan Selatan | 5.229 | 5.229 | 5.229 | 5.229 | 5.229 | 5.208 |
| Kalimantan Timur | 9.409 | 9.409 | 9.409 | 9.409 | 9.409 | 9.409 |
| Sulawesi Utara | 9.917 | 9.917 | 9.208 | 9.208 | 9.208 | 9.208 |
| Sulawesi Tengah | 10.780 | 11.231 | 11.038 | 11.038 | 11.038 | 11.038 |
| Sulawesi Selatan | 7.050 | 7.050 | 7.050 | 7.050 | 7.050 | 7.050 |
| Sulawesi Tenggara | 8.333 | 8.050 | 7.974 | 8.139 | 7.583 | 7.735 |
| Gorontalo | 8.639 | 8.639 | 8.639 | 8.639 | 8.639 | 8.639 |
| Sulawesi Barat | 9.250 | 7.833 | 7.429 | 9.000 | 10.000 | 10.000 |
| Maluku | 7.074 | 7.074 | 6.819 | 6.819 | 7.208 | 6.653 |
| Maluku Utara | 8.778 | 8.778 | 8.778 | 8.625 | 7.333 | 7.333 |
| Papua Barat | 3.500 | 3.727 | 4.000 | 4.000 | 4.000 | 4.400 |
| Papua | 5.750 | 7.273 | 9.118 | 9.667 | 7.824 | 9.105 |
| Nasional | 7.509 | 7.528 | 7.571 | 7.654 | 7.559 | 7.598 |

Tabel 5.3: Lanjutan

| Provinsi | Juli | Agustus | September | Oktober | November | Desember | Rata-rata |
|--------------------------|--------------|----------------|------------------|----------------|-----------------|-----------------|------------------|
| (1) | (8) | (9) | (10) | (11) | (12) | (13) | (14) |
| Nanggroe Aceh Darussalam | 13.000 | 12.400 | 12.400 | 12.400 | 12.400 | 12.400 | 12.750 |
| Sumatera Utara | 11.976 | 11.976 | 11.976 | 11.976 | 11.976 | 11.976 | 12.338 |
| Sumatera Barat | 9.800 | 9.800 | 9.800 | 9.800 | 9.800 | 9.800 | 9.689 |
| Riau | 12.917 | 12.917 | 12.917 | 12.917 | 12.917 | 13.000 | 12.799 |
| Jambi | 7.929 | 7.929 | 7.929 | 7.929 | 7.929 | 7.929 | 7.762 |
| Sumatera Selatan | 7.318 | 7.318 | 6.571 | 6.571 | 6.929 | 6.929 | 7.316 |
| Bengkulu | 9.125 | 8.125 | 8.125 | 8.125 | 8.125 | 9.583 | 8.908 |
| Lampung | 4.286 | 4.286 | 4.286 | 4.500 | 4.115 | 4.500 | 4.309 |
| Bangka Belitung | 10.042 | 10.042 | 13.964 | 14.500 | 13.588 | 13.588 | 11.225 |
| Kepulauan Riau | 10.400 | 10.600 | 10.600 | 10.600 | 10.600 | 10.600 | 10.350 |
| Jawa Barat | 5.264 | 5.435 | 5.472 | 5.472 | 5.463 | 5.186 | 5.149 |
| Jawa Tengah | 3.475 | 3.598 | 3.609 | 3.658 | 3.661 | 3.657 | 3.595 |
| D. I. Yogyakarta | 3.265 | 3.250 | 3.368 | 3.368 | 3.250 | 3.250 | 3.299 |
| Jawa Timur | 4.626 | 4.606 | 4.665 | 4.676 | 4.809 | 4.691 | 4.499 |
| Banten | 4.176 | 4.176 | 4.647 | 4.647 | 4.647 | 4.563 | 4.270 |
| Bali | 4.795 | 4.795 | 4.024 | 4.024 | 3.955 | 3.955 | 4.436 |
| Nusa Tenggara Barat | 4.900 | 4.900 | 4.900 | 4.900 | 4.900 | 4.900 | 4.888 |
| Nusa Tenggara Timur | 3.846 | 4.300 | 4.300 | 4.267 | 4.267 | 4.179 | 4.189 |
| Kalimantan Barat | 8.100 | 8.100 | 8.220 | 7.420 | 7.420 | 7.420 | 7.838 |
| Kalimantan Tengah | 8.692 | 7.955 | 7.955 | 7.955 | 7.962 | 7.962 | 8.416 |
| Kalimantan Selatan | 5.208 | 5.208 | 5.188 | 5.313 | 5.313 | 5.313 | 5.241 |
| Kalimantan Timur | 9.727 | 9.818 | 9.818 | 9.818 | 9.818 | 9.818 | 9.606 |
| Sulawesi Utara | 9.208 | 9.208 | 9.208 | 9.417 | 9.417 | 9.417 | 9.378 |
| Sulawesi Tengah | 11.038 | 11.038 | 11.038 | 11.038 | 11.038 | 11.038 | 11.033 |
| Sulawesi Selatan | 7.050 | 7.100 | 7.100 | 7.100 | 7.100 | 7.100 | 7.071 |
| Sulawesi Tenggara | 8.179 | 8.179 | 8.179 | 8.179 | 8.179 | 7.950 | 8.055 |
| Gorontalo | 8.806 | 8.944 | 9.056 | 8.750 | 8.778 | 8.889 | 8.755 |
| Sulawesi Barat | 10.833 | 11.667 | 11.667 | 11.667 | 11.667 | 11.667 | 10.223 |
| Maluku | 6.653 | 9.200 | 9.200 | 9.200 | 9.200 | 9.200 | 7.858 |
| Maluku Utara | 7.333 | 7.333 | 7.333 | 7.333 | 7.333 | 7.333 | 7.802 |
| Papua Barat | 4.400 | 4.273 | 4.273 | 4.273 | 4.273 | 4.273 | 4.116 |
| Papua | 9.263 | 9.263 | 9.263 | 9.263 | 10.176 | 9.385 | 8.779 |
| Nasional | 7.676 | 7.742 | 7.845 | 7.845 | 7.844 | 7.858 | 7.686 |

Tabel 5.4
Harga Konsumen Pedesaan Kelompok Kesehatan, 2008
Mantri Kesehatan dengan Obat (Rp/Pasien)

| Provinsi | Januari | Februari | Maret | April | Mei | Juni |
|--------------------------|---------------|---------------|---------------|---------------|---------------|---------------|
| (1) | (2) | (3) | (4) | (5) | (6) | (7) |
| Nanggroe Aceh Darussalam | 16.563 | 16.778 | 17.313 | 17.889 | 18.722 | 18.722 |
| Sumatera Utara | 21.250 | 21.136 | 20.238 | 20.714 | 21.190 | 21.429 |
| Sumatera Barat | 16.214 | 16.214 | 15.583 | 15.583 | 15.583 | 15.583 |
| Riau | 25.714 | 25.357 | 26.923 | 27.857 | 27.857 | 27.857 |
| Jambi | 17.656 | 18.382 | 19.583 | 19.583 | 19.583 | 19.583 |
| Sumatera Selatan | 18.133 | 17.462 | 18.000 | 18.467 | 16.692 | 16.692 |
| Bengkulu | 16.833 | 16.833 | 17.250 | 17.667 | 17.000 | 17.727 |
| Lampung | 22.500 | 21.667 | 21.667 | 21.667 | 21.667 | 21.667 |
| Bangka Belitung | 26.250 | 29.500 | 29.500 | 29.500 | 30.417 | 30.417 |
| Kepulauan Riau | 23.000 | 23.000 | 23.000 | 23.000 | 23.000 | 23.000 |
| Jawa Barat | 23.757 | 23.195 | 22.867 | 22.426 | 22.587 | 23.116 |
| Jawa Tengah | 17.456 | 17.526 | 17.526 | 17.552 | 17.560 | 17.518 |
| D. I. Yogyakarta | 14.750 | 16.333 | 16.700 | 16.500 | 16.500 | 16.500 |
| Jawa Timur | 15.918 | 16.038 | 15.859 | 16.148 | 16.195 | 16.671 |
| Banten | 25.938 | 25.750 | 25.750 | 25.714 | 25.500 | 25.500 |
| Bali | 18.500 | 18.500 | 19.105 | 18.900 | 19.455 | 20.364 |
| Nusa Tenggara Barat | 18.000 | 17.214 | 17.214 | 17.214 | 17.214 | 17.929 |
| Nusa Tenggara Timur | 11.818 | 9.750 | 10.433 | 10.433 | 10.719 | 10.719 |
| Kalimantan Barat | 22.897 | 23.296 | 23.179 | 23.179 | 23.536 | 23.536 |
| Kalimantan Tengah | 21.636 | 22.538 | 23.214 | 23.214 | 23.214 | 23.214 |
| Kalimantan Selatan | 13.667 | 13.667 | 15.278 | 15.278 | 15.278 | 14.375 |
| Kalimantan Timur | 25.833 | 25.625 | 25.000 | 25.000 | 25.000 | 25.909 |
| Sulawesi Utara | 16.111 | 17.222 | 17.778 | 15.769 | 15.769 | 16.500 |
| Sulawesi Tengah | 17.500 | 18.000 | 18.077 | 16.667 | 16.667 | 16.667 |
| Sulawesi Selatan | 17.222 | 17.222 | 17.222 | 17.444 | 17.444 | 17.444 |
| Sulawesi Tenggara | 19.300 | 17.500 | 16.250 | 17.500 | 18.000 | 20.000 |
| Gorontalo | 18.214 | 18.000 | 17.692 | 17.692 | 17.692 | 17.692 |
| Sulawesi Barat | 13.571 | 12.222 | 11.500 | 12.500 | 12.500 | 12.500 |
| Maluku | 12.188 | 12.188 | 12.188 | 12.188 | 12.813 | 12.500 |
| Maluku Utara | 28.571 | 28.571 | 24.500 | 25.000 | 23.571 | 23.571 |
| Papua Barat | 23.750 | 21.667 | 21.667 | 21.667 | 21.667 | 27.500 |
| Papua | 18.125 | 23.750 | 24.063 | 23.667 | 26.071 | 26.071 |
| Nasional | 19.339 | 19.441 | 19.441 | 19.487 | 19.583 | 19.952 |

Tabel 5.4: Lanjutan

| Provinsi | Juli | Agustus | September | Oktober | November | Desember | Rata-rata |
|--------------------------|---------------|----------------|------------------|----------------|-----------------|-----------------|------------------|
| (1) | (8) | (9) | (10) | (11) | (12) | (13) | (14) |
| Nanggroe Aceh Darussalam | 19.000 | 19.000 | 19.000 | 19.556 | 19.000 | 19.800 | 18.445 |
| Sumatera Utara | 21.000 | 21.000 | 21.000 | 21.000 | 22.000 | 22.000 | 21.163 |
| Sumatera Barat | 15.583 | 15.583 | 15.583 | 16.318 | 16.318 | 14.313 | 15.705 |
| Riau | 28.214 | 28.667 | 30.000 | 28.333 | 29.615 | 29.615 | 28.001 |
| Jambi | 19.583 | 19.583 | 19.583 | 19.861 | 20.694 | 20.781 | 19.538 |
| Sumatera Selatan | 17.462 | 17.462 | 18.000 | 18.000 | 18.000 | 18.000 | 17.697 |
| Bengkulu | 17.727 | 20.455 | 20.455 | 20.455 | 20.455 | 25.625 | 19.040 |
| Lampung | 21.667 | 21.667 | 21.667 | 21.786 | 22.500 | 22.500 | 21.885 |
| Bangka Belitung | 32.083 | 32.083 | 31.429 | 32.857 | 29.722 | 29.722 | 30.290 |
| Kepulauan Riau | 25.000 | 25.000 | 25.000 | 27.143 | 27.143 | 30.000 | 24.774 |
| Jawa Barat | 22.523 | 22.545 | 22.786 | 23.098 | 23.098 | 23.692 | 22.974 |
| Jawa Tengah | 17.580 | 17.826 | 17.776 | 18.035 | 18.000 | 18.179 | 17.711 |
| D. I. Yogyakarta | 16.500 | 16.500 | 16.500 | 16.250 | 16.500 | 17.125 | 16.388 |
| Jawa Timur | 16.883 | 17.062 | 17.443 | 17.443 | 17.539 | 17.543 | 16.729 |
| Banten | 26.250 | 26.250 | 26.250 | 26.250 | 26.250 | 26.250 | 25.971 |
| Bali | 20.591 | 20.818 | 21.045 | 21.045 | 21.045 | 21.045 | 20.035 |
| Nusa Tenggara Barat | 17.929 | 17.929 | 17.929 | 17.929 | 17.929 | 18.643 | 17.756 |
| Nusa Tenggara Timur | 11.344 | 11.344 | 11.344 | 11.344 | 11.344 | 11.344 | 10.995 |
| Kalimantan Barat | 23.536 | 23.536 | 23.821 | 24.107 | 24.107 | 24.643 | 23.614 |
| Kalimantan Tengah | 27.188 | 27.188 | 27.813 | 27.813 | 27.222 | 27.222 | 25.123 |
| Kalimantan Selatan | 14.026 | 15.000 | 15.000 | 15.294 | 15.294 | 13.462 | 14.635 |
| Kalimantan Timur | 25.909 | 25.909 | 25.909 | 25.909 | 25.909 | 25.909 | 25.652 |
| Sulawesi Utara | 16.500 | 16.833 | 16.833 | 17.679 | 17.679 | 16.563 | 16.770 |
| Sulawesi Tengah | 16.667 | 16.667 | 16.667 | 16.667 | 16.667 | 16.667 | 16.965 |
| Sulawesi Selatan | 17.444 | 17.444 | 17.444 | 17.444 | 17.444 | 17.444 | 17.389 |
| Sulawesi Tenggara | 23.333 | 23.333 | 23.333 | 23.333 | 23.333 | 23.333 | 20.713 |
| Gorontalo | 17.692 | 17.500 | 17.500 | 17.885 | 17.750 | 17.500 | 17.734 |
| Sulawesi Barat | 13.182 | 13.636 | 13.500 | 14.000 | 14.000 | 14.000 | 13.093 |
| Maluku | 12.500 | 13.889 | 13.889 | 13.889 | 13.889 | 13.889 | 13.001 |
| Maluku Utara | 23.571 | 23.571 | 23.571 | 23.571 | 23.571 | 23.571 | 24.601 |
| Papua Barat | 27.500 | 27.500 | 27.500 | 27.500 | 27.500 | 27.500 | 25.243 |
| Papua | 26.071 | 26.071 | 26.071 | 26.071 | 26.071 | 26.667 | 24.898 |
| Nasional | 20.376 | 20.589 | 20.676 | 20.871 | 20.862 | 21.080 | 20.141 |

Tabel 5.5
Harga Konsumen Pedesaan Kelompok Kesehatan, 2008
Tarif Kamar Rumah Sakit Kelas III (Rp/Hari/Pasien)

| Provinsi | Januari | Februari | Maret | April | Mei | Juni |
|--------------------------|---------------|---------------|---------------|---------------|---------------|---------------|
| (1) | (2) | (3) | (4) | (5) | (6) | (7) |
| Nanggroe Aceh Darussalam | 36.250 | 36.250 | 36.250 | 36.750 | 36.750 | 36.750 |
| Sumatera Utara | 45.417 | 45.417 | 45.417 | 45.417 | 45.417 | 45.417 |
| Sumatera Barat | 63.750 | 63.750 | 63.750 | 65.750 | 67.500 | 67.500 |
| Riau | 67.500 | 67.500 | 67.500 | 67.500 | 70.000 | 70.000 |
| Jambi | 32.500 | 35.000 | 35.000 | 35.000 | 35.000 | 35.000 |
| Sumatera Selatan | 50.000 | 50.000 | 52.000 | 45.000 | 45.000 | 45.000 |
| Bengkulu | 57.000 | 57.000 | 55.833 | 55.833 | 55.833 | 55.833 |
| Lampung | 31.250 | 31.250 | 31.250 | 32.500 | 32.500 | 32.500 |
| Bangka Belitung | 40.000 | 40.000 | 40.000 | 40.000 | 30.625 | 30.625 |
| Kepulauan Riau | - | - | - | - | - | - |
| Jawa Barat | 45.000 | 45.500 | 45.500 | 45.500 | 45.500 | 45.500 |
| Jawa Tengah | 36.538 | 38.077 | 35.036 | 35.407 | 36.667 | 36.852 |
| D. I. Yogyakarta | 25.360 | 24.467 | 28.360 | 25.300 | 25.300 | 25.300 |
| Jawa Timur | 27.563 | 29.773 | 31.731 | 32.500 | 33.500 | 33.833 |
| Banten | - | - | - | - | - | - |
| Bali | 44.000 | 45.000 | 45.000 | 47.000 | 47.000 | 47.000 |
| Nusa Tenggara Barat | 25.333 | 25.333 | 25.333 | 25.333 | 25.500 | 25.000 |
| Nusa Tenggara Timur | 28.333 | 28.333 | 33.750 | 51.667 | 52.857 | 52.857 |
| Kalimantan Barat | 30.893 | 30.893 | 30.893 | 30.893 | 30.893 | 30.893 |
| Kalimantan Tengah | 24.094 | 24.094 | 24.094 | 22.792 | 22.792 | 22.792 |
| Kalimantan Selatan | - | - | - | - | - | - |
| Kalimantan Timur | 37.917 | 39.063 | 59.500 | 59.500 | 59.500 | 59.500 |
| Sulawesi Utara | 38.625 | 38.625 | 38.625 | 38.625 | 43.125 | 44.375 |
| Sulawesi Tengah | 41.875 | 37.000 | 32.769 | 50.077 | 50.077 | 50.077 |
| Sulawesi Selatan | 27.500 | 28.500 | 28.500 | 28.500 | 28.500 | 28.500 |
| Sulawesi Tenggara | 31.333 | 31.917 | 31.917 | 31.917 | 31.917 | 31.917 |
| Gorontalo | 22.083 | 22.000 | 22.000 | 22.000 | 22.600 | 23.000 |
| Sulawesi Barat | 35.000 | 30.000 | 43.333 | 42.000 | 42.000 | 43.333 |
| Maluku | 37.236 | 37.236 | 38.236 | 38.236 | 38.236 | 38.236 |
| Maluku Utara | 47.750 | 47.750 | 48.250 | 48.250 | 48.250 | 48.250 |
| Papua Barat | 50.000 | 50.000 | 50.000 | 50.000 | 53.333 | 53.333 |
| Papua | 56.750 | 56.750 | 56.750 | 56.750 | 57.000 | 57.500 |
| Nasional | 39.202 | 39.189 | 40.572 | 41.586 | 41.833 | 41.954 |

Tabel 5.5: Lanjutan

| Provinsi | Juli | Agustus | September | Oktober | November | Desember | Rata-rata |
|--------------------------|---------------|----------------|------------------|----------------|-----------------|-----------------|------------------|
| (1) | (8) | (9) | (10) | (11) | (12) | (13) | (14) |
| Nanggroe Aceh Darussalam | 36.750 | 36.750 | 36.750 | 36.750 | 36.750 | 36.750 | 36.625 |
| Sumatera Utara | 45.417 | 45.417 | 45.417 | 45.417 | 45.417 | 49.583 | 45.764 |
| Sumatera Barat | 67.500 | 67.500 | 67.500 | 67.500 | 67.500 | 67.500 | 66.417 |
| Riau | 70.000 | 70.000 | 70.000 | 70.000 | 70.000 | 70.000 | 69.167 |
| Jambi | 35.000 | 35.000 | 35.000 | 35.000 | 35.000 | 35.000 | 34.792 |
| Sumatera Selatan | 45.000 | 45.000 | 41.667 | 41.667 | 41.667 | 41.667 | 45.306 |
| Bengkulu | 55.833 | 55.833 | 55.833 | 55.833 | 55.833 | 55.833 | 56.028 |
| Lampung | 32.500 | 32.500 | 35.000 | 35.000 | 35.250 | 35.250 | 33.063 |
| Bangka Belitung | 30.625 | 30.625 | 30.625 | 30.625 | 30.625 | 30.625 | 33.750 |
| Kepulauan Riau | - | - | - | - | - | - | - |
| Jawa Barat | 45.500 | 45.500 | 45.500 | 45.500 | 45.833 | 45.833 | 45.514 |
| Jawa Tengah | 35.929 | 35.929 | 35.929 | 35.929 | 35.808 | 35.808 | 36.159 |
| D. I. Yogyakarta | 25.300 | 26.967 | 26.967 | 26.967 | 26.967 | 26.967 | 26.185 |
| Jawa Timur | 34.500 | 34.500 | 34.500 | 34.500 | 34.500 | 34.500 | 32.992 |
| Banten | - | - | - | - | - | - | - |
| Bali | 47.000 | 47.000 | 47.000 | 47.000 | 47.000 | 47.000 | 46.417 |
| Nusa Tenggara Barat | 25.000 | 25.000 | 25.000 | 25.000 | 25.000 | 25.000 | 25.153 |
| Nusa Tenggara Timur | 52.857 | 52.857 | 52.857 | 52.857 | 52.857 | 52.857 | 47.078 |
| Kalimantan Barat | 30.893 | 30.893 | 30.893 | 30.893 | 30.893 | 30.893 | 30.893 |
| Kalimantan Tengah | 22.792 | 22.792 | 22.792 | 22.792 | 22.792 | 22.792 | 23.117 |
| Kalimantan Selatan | - | - | - | - | - | - | - |
| Kalimantan Timur | 62.000 | 62.000 | 62.000 | 62.000 | 62.000 | 66.000 | 57.582 |
| Sulawesi Utara | 44.375 | 45.375 | 45.375 | 45.375 | 45.375 | 45.875 | 42.813 |
| Sulawesi Tengah | 50.077 | 50.077 | 50.077 | 50.077 | 50.077 | 51.231 | 46.958 |
| Sulawesi Selatan | 28.500 | 28.500 | 28.500 | 28.500 | 28.500 | 28.500 | 28.417 |
| Sulawesi Tenggara | 31.917 | 31.917 | 31.917 | 31.917 | 31.917 | 31.917 | 31.868 |
| Gorontalo | 25.700 | 25.900 | 26.500 | 28.000 | 28.000 | 28.000 | 24.649 |
| Sulawesi Barat | 43.333 | 43.333 | 43.333 | 43.333 | 43.333 | 43.333 | 41.306 |
| Maluku | 38.236 | 38.281 | 38.281 | 38.281 | 38.281 | 38.281 | 38.088 |
| Maluku Utara | 48.500 | 48.500 | 48.500 | 48.500 | 48.750 | 48.750 | 48.333 |
| Papua Barat | 53.333 | 53.333 | 53.333 | 53.333 | 53.333 | 53.333 | 52.222 |
| Papua | 57.500 | 57.500 | 57.500 | 59.000 | 59.750 | 59.750 | 57.708 |
| Nasional | 42.133 | 42.234 | 42.226 | 42.329 | 42.380 | 42.718 | 41.530 |

Tabel 5.6
Harga Konsumen Pedesaan Kelompok Kesehatan, 2008
Obat Sakit Kepala (Rp/Strip= 4 tablet)

| Provinsi | Januari | Februari | Maret | April | Mei | Juni |
|--------------------------|--------------|--------------|--------------|--------------|--------------|--------------|
| (1) | (2) | (3) | (4) | (5) | (6) | (7) |
| Nanggroe Aceh Darussalam | 2.508 | 2.506 | 2.491 | 2.421 | 2.500 | 2.500 |
| Sumatera Utara | 2.719 | 2.621 | 2.600 | 2.600 | 2.711 | 2.826 |
| Sumatera Barat | 2.595 | 2.530 | 2.475 | 2.475 | 2.433 | 2.468 |
| Riau | 4.897 | 5.033 | 4.750 | 4.765 | 4.788 | 4.788 |
| Jambi | 3.042 | 2.857 | 2.891 | 2.891 | 2.891 | 2.891 |
| Sumatera Selatan | 4.720 | 4.742 | 4.644 | 4.644 | 4.644 | 4.644 |
| Bengkulu | 3.007 | 2.969 | 2.974 | 2.936 | 2.961 | 3.000 |
| Lampung | 2.430 | 2.181 | 2.027 | 2.010 | 2.074 | 2.078 |
| Bangka Belitung | 2.380 | 2.389 | 2.481 | 2.481 | 2.467 | 2.550 |
| Kepulauan Riau | 2.711 | 2.464 | 2.656 | 2.706 | 2.706 | 2.706 |
| Jawa Barat | 2.230 | 2.147 | 2.131 | 2.165 | 2.171 | 2.182 |
| Jawa Tengah | 2.331 | 2.356 | 2.303 | 2.310 | 2.320 | 2.354 |
| D. I. Yogyakarta | 1.880 | 1.892 | 1.938 | 1.959 | 2.030 | 2.044 |
| Jawa Timur | 2.097 | 2.076 | 2.074 | 2.097 | 2.125 | 2.163 |
| Banten | 2.644 | 2.662 | 2.570 | 2.323 | 2.314 | 2.388 |
| Bali | 3.000 | 2.831 | 2.784 | 2.801 | 2.761 | 2.783 |
| Nusa Tenggara Barat | 4.031 | 3.676 | 3.535 | 3.252 | 3.292 | 3.358 |
| Nusa Tenggara Timur | 2.967 | 2.872 | 2.856 | 2.953 | 2.901 | 2.931 |
| Kalimantan Barat | 2.513 | 2.398 | 2.217 | 2.317 | 2.323 | 2.323 |
| Kalimantan Tengah | 2.290 | 2.294 | 2.226 | 2.234 | 2.245 | 2.276 |
| Kalimantan Selatan | 2.062 | 2.029 | 2.058 | 2.048 | 1.993 | 1.958 |
| Kalimantan Timur | 2.905 | 2.932 | 2.911 | 2.911 | 2.911 | 2.897 |
| Sulawesi Utara | 2.386 | 2.396 | 2.396 | 2.220 | 2.220 | 2.474 |
| Sulawesi Tengah | 2.500 | 2.524 | 2.548 | 2.494 | 2.477 | 2.547 |
| Sulawesi Selatan | 2.045 | 2.017 | 2.056 | 2.211 | 2.192 | 2.192 |
| Sulawesi Tenggara | 2.752 | 2.675 | 2.702 | 2.575 | 2.529 | 2.439 |
| Gorontalo | 2.154 | 1.900 | 1.893 | 1.893 | 1.865 | 1.924 |
| Sulawesi Barat | 2.767 | 2.871 | 2.875 | 2.589 | 2.500 | 2.532 |
| Maluku | 3.563 | 3.712 | 3.820 | 3.771 | 3.952 | 3.904 |
| Maluku Utara | 3.154 | 3.154 | 3.107 | 3.042 | 2.952 | 2.976 |
| Papua Barat | 3.156 | 3.100 | 3.100 | 3.033 | 3.100 | 3.167 |
| Papua | 4.833 | 4.667 | 4.605 | 4.233 | 4.063 | 3.611 |
| Nasional | 2.852 | 2.796 | 2.772 | 2.730 | 2.732 | 2.746 |

Tabel 5.6: Lanjutan

| Provinsi | Juli | Agustus | September | Oktober | November | Desember | Rata-rata |
|--------------------------|--------------|----------------|------------------|----------------|-----------------|-----------------|------------------|
| (1) | (8) | (9) | (10) | (11) | (12) | (13) | (14) |
| Nanggroe Aceh Darussalam | 2.516 | 2.563 | 2.594 | 2.594 | 2.594 | 2.558 | 2.529 |
| Sumatera Utara | 2.826 | 2.839 | 2.837 | 2.841 | 2.879 | 2.879 | 2.765 |
| Sumatera Barat | 2.445 | 2.445 | 2.417 | 2.385 | 2.395 | 2.409 | 2.456 |
| Riau | 3.156 | 3.314 | 3.457 | 3.500 | 3.339 | 3.260 | 4.087 |
| Jambi | 2.957 | 3.109 | 3.109 | 3.109 | 3.109 | 3.182 | 3.003 |
| Sumatera Selatan | 4.644 | 4.644 | 5.007 | 5.007 | 5.007 | 5.007 | 4.780 |
| Bengkulu | 3.000 | 3.000 | 3.000 | 3.000 | 3.000 | 3.176 | 3.002 |
| Lampung | 2.019 | 2.071 | 2.075 | 2.100 | 2.054 | 2.145 | 2.105 |
| Bangka Belitung | 2.633 | 2.633 | 2.641 | 2.641 | 2.556 | 2.556 | 2.534 |
| Kepulauan Riau | 2.706 | 2.706 | 2.812 | 2.767 | 2.595 | 2.556 | 2.674 |
| Jawa Barat | 2.217 | 2.213 | 2.271 | 2.299 | 2.304 | 2.390 | 2.227 |
| Jawa Tengah | 2.393 | 2.386 | 2.388 | 2.441 | 2.432 | 2.408 | 2.368 |
| D. I. Yogyakarta | 2.084 | 2.100 | 2.138 | 2.119 | 2.130 | 2.131 | 2.037 |
| Jawa Timur | 2.182 | 2.193 | 2.204 | 2.205 | 2.208 | 2.208 | 2.153 |
| Banten | 2.541 | 2.556 | 2.526 | 2.590 | 2.604 | 2.604 | 2.527 |
| Bali | 2.756 | 2.779 | 2.779 | 2.773 | 2.744 | 2.756 | 2.796 |
| Nusa Tenggara Barat | 3.281 | 3.281 | 3.396 | 3.415 | 3.262 | 3.262 | 3.420 |
| Nusa Tenggara Timur | 3.091 | 3.068 | 3.000 | 3.012 | 3.058 | 3.095 | 2.984 |
| Kalimantan Barat | 2.352 | 2.362 | 2.342 | 2.329 | 2.392 | 2.404 | 2.356 |
| Kalimantan Tengah | 2.253 | 2.231 | 2.403 | 2.403 | 2.400 | 2.400 | 2.305 |
| Kalimantan Selatan | 1.961 | 2.019 | 2.020 | 2.004 | 2.023 | 2.054 | 2.019 |
| Kalimantan Timur | 2.897 | 2.897 | 2.897 | 2.897 | 2.945 | 2.945 | 2.912 |
| Sulawesi Utara | 2.707 | 2.750 | 2.750 | 2.798 | 2.798 | 2.875 | 2.564 |
| Sulawesi Tengah | 2.547 | 2.558 | 2.558 | 2.545 | 2.522 | 2.533 | 2.529 |
| Sulawesi Selatan | 2.250 | 2.245 | 2.239 | 2.251 | 2.360 | 2.265 | 2.194 |
| Sulawesi Tenggara | 2.565 | 2.565 | 2.565 | 2.565 | 2.532 | 2.560 | 2.585 |
| Gorontalo | 1.924 | 1.961 | 1.961 | 1.905 | 1.941 | 1.941 | 1.939 |
| Sulawesi Barat | 2.532 | 2.548 | 2.581 | 2.597 | 2.597 | 2.597 | 2.632 |
| Maluku | 3.957 | 4.143 | 4.143 | 4.231 | 4.231 | 4.231 | 3.971 |
| Maluku Utara | 2.976 | 2.976 | 2.976 | 2.976 | 2.976 | 2.976 | 3.020 |
| Papua Barat | 3.321 | 3.214 | 3.214 | 3.214 | 3.357 | 3.357 | 3.195 |
| Papua | 3.667 | 3.750 | 3.750 | 3.750 | 3.881 | 3.806 | 4.051 |
| Nasional | 2.730 | 2.754 | 2.783 | 2.789 | 2.788 | 2.798 | 2.772 |

Tabel 5.7
Harga Konsumen Pedesaan Kelompok Kesehatan, 2008
Obat Sakit Perut (Rp/Strip= 4 tablet)

| Provinsi | Januari | Februari | Maret | April | Mei | Juni |
|--------------------------|--------------|--------------|--------------|--------------|--------------|--------------|
| (1) | (2) | (3) | (4) | (5) | (6) | (7) |
| Nanggroe Aceh Darussalam | 2.462 | 2.310 | 2.182 | 2.159 | 2.159 | 2.159 |
| Sumatera Utara | 2.408 | 2.419 | 2.472 | 2.472 | 2.415 | 2.435 |
| Sumatera Barat | 2.591 | 2.450 | 2.353 | 2.353 | 2.218 | 2.245 |
| Riau | 2.536 | 2.533 | 2.500 | 2.611 | 2.650 | 2.684 |
| Jambi | 2.917 | 2.533 | 2.235 | 2.235 | 2.235 | 2.235 |
| Sumatera Selatan | 2.206 | 2.044 | 1.876 | 1.905 | 1.905 | 1.870 |
| Bengkulu | 3.000 | 2.958 | 2.885 | 2.778 | 2.778 | 2.778 |
| Lampung | 2.550 | 2.469 | 2.381 | 2.381 | 2.381 | 2.381 |
| Bangka Belitung | 2.553 | 2.548 | 2.548 | 2.548 | 2.583 | 2.667 |
| Kepulauan Riau | 2.500 | 2.500 | 2.500 | 2.500 | 2.500 | 2.500 |
| Jawa Barat | 1.894 | 1.873 | 1.878 | 1.909 | 1.917 | 1.932 |
| Jawa Tengah | 1.799 | 1.992 | 1.991 | 1.998 | 1.973 | 1.987 |
| D. I. Yogyakarta | 1.719 | 1.604 | 1.573 | 1.588 | 1.588 | 1.604 |
| Jawa Timur | 1.761 | 1.890 | 1.941 | 1.956 | 1.958 | 2.008 |
| Banten | 1.970 | 2.020 | 1.956 | 1.988 | 2.000 | 2.000 |
| Bali | 2.000 | 2.047 | 2.074 | 2.181 | 2.208 | 2.264 |
| Nusa Tenggara Barat | 1.750 | 2.950 | 2.950 | 2.925 | 2.815 | 2.757 |
| Nusa Tenggara Timur | 3.000 | 3.433 | 3.338 | 3.069 | 3.274 | 3.202 |
| Kalimantan Barat | 2.815 | 2.794 | 2.643 | 2.660 | 2.667 | 2.667 |
| Kalimantan Tengah | 2.500 | 2.318 | 2.357 | 2.375 | 2.375 | 2.421 |
| Kalimantan Selatan | 2.570 | 2.570 | 2.570 | 2.457 | 2.424 | 2.220 |
| Kalimantan Timur | 2.500 | 2.625 | 2.580 | 2.580 | 2.620 | 2.700 |
| Sulawesi Utara | 2.833 | 2.975 | 2.975 | 2.867 | 2.867 | 2.982 |
| Sulawesi Tengah | 2.805 | 2.836 | 2.966 | 3.007 | 3.007 | 3.034 |
| Sulawesi Selatan | 2.405 | 2.496 | 2.563 | 2.530 | 2.585 | 2.588 |
| Sulawesi Tenggara | 3.312 | 3.157 | 3.129 | 3.333 | 3.179 | 3.300 |
| Gorontalo | 2.118 | 2.433 | 2.502 | 2.524 | 2.524 | 2.533 |
| Sulawesi Barat | 2.700 | 2.684 | 2.886 | 2.738 | 2.500 | 2.571 |
| Maluku | 3.721 | 3.800 | 3.829 | 3.657 | 3.783 | 3.817 |
| Maluku Utara | 2.792 | 2.792 | 2.833 | 2.821 | 2.731 | 2.769 |
| Papua Barat | 2.823 | 3.131 | 3.208 | 3.192 | 3.115 | 3.538 |
| Papua | 4.917 | 5.250 | 4.864 | 4.056 | 3.542 | 3.346 |
| Nasional | 2.576 | 2.639 | 2.611 | 2.574 | 2.546 | 2.569 |

Tabel 5.7: Lanjutan

| Provinsi | Juli | Agustus | September | Oktober | November | Desember | Rata-rata |
|--------------------------|--------------|----------------|------------------|----------------|-----------------|-----------------|------------------|
| (1) | (8) | (9) | (10) | (11) | (12) | (13) | (14) |
| Nanggroe Aceh Darussalam | 2.182 | 2.208 | 2.292 | 2.292 | 2.292 | 2.289 | 2.249 |
| Sumatera Utara | 2.435 | 2.450 | 2.450 | 2.433 | 2.470 | 2.470 | 2.444 |
| Sumatera Barat | 2.245 | 2.208 | 2.208 | 2.233 | 2.258 | 2.254 | 2.301 |
| Riau | 2.763 | 2.875 | 2.913 | 2.913 | 3.133 | 3.133 | 2.770 |
| Jambi | 2.235 | 2.206 | 2.206 | 2.206 | 2.206 | 2.167 | 2.301 |
| Sumatera Selatan | 1.870 | 1.870 | 2.741 | 2.741 | 2.741 | 2.741 | 2.209 |
| Bengkulu | 2.778 | 2.778 | 2.778 | 2.778 | 2.778 | 2.643 | 2.809 |
| Lampung | 2.413 | 2.413 | 2.413 | 2.440 | 2.440 | 2.440 | 2.425 |
| Bangka Belitung | 2.692 | 2.731 | 2.690 | 2.690 | 2.719 | 2.719 | 2.640 |
| Kepulauan Riau | 2.500 | 2.500 | 2.500 | 2.500 | 2.813 | 3.000 | 2.568 |
| Jawa Barat | 1.923 | 1.936 | 1.954 | 2.005 | 2.005 | 2.039 | 1.939 |
| Jawa Tengah | 2.004 | 1.994 | 2.020 | 2.038 | 2.023 | 2.028 | 1.987 |
| D. I. Yogyakarta | 1.683 | 1.683 | 1.683 | 1.683 | 1.683 | 1.683 | 1.648 |
| Jawa Timur | 2.026 | 2.012 | 2.014 | 2.021 | 2.039 | 2.025 | 1.971 |
| Banten | 2.115 | 2.115 | 2.096 | 2.096 | 2.096 | 2.096 | 2.046 |
| Bali | 2.250 | 2.250 | 2.250 | 2.250 | 2.250 | 2.250 | 2.189 |
| Nusa Tenggara Barat | 2.757 | 2.793 | 2.811 | 2.811 | 2.811 | 2.811 | 2.745 |
| Nusa Tenggara Timur | 3.263 | 3.263 | 3.263 | 3.275 | 3.275 | 3.275 | 3.244 |
| Kalimantan Barat | 2.733 | 2.683 | 2.683 | 2.700 | 2.717 | 2.740 | 2.709 |
| Kalimantan Tengah | 2.425 | 2.475 | 2.525 | 2.457 | 2.457 | 2.457 | 2.428 |
| Kalimantan Selatan | 2.220 | 2.233 | 2.254 | 2.229 | 2.247 | 2.278 | 2.356 |
| Kalimantan Timur | 2.700 | 2.700 | 2.740 | 2.740 | 2.780 | 2.800 | 2.672 |
| Sulawesi Utara | 2.679 | 2.538 | 2.538 | 2.538 | 2.538 | 2.938 | 2.772 |
| Sulawesi Tengah | 3.034 | 3.034 | 3.034 | 3.034 | 3.034 | 3.034 | 2.988 |
| Sulawesi Selatan | 2.480 | 2.377 | 2.440 | 2.440 | 2.348 | 2.341 | 2.466 |
| Sulawesi Tenggara | 3.450 | 3.450 | 3.475 | 3.500 | 3.525 | 3.786 | 3.383 |
| Gorontalo | 2.533 | 2.517 | 2.636 | 2.594 | 2.464 | 2.406 | 2.482 |
| Sulawesi Barat | 2.571 | 2.619 | 2.667 | 2.667 | 2.667 | 2.667 | 2.661 |
| Maluku | 3.817 | 4.400 | 4.400 | 4.400 | 4.400 | 4.400 | 4.035 |
| Maluku Utara | 2.769 | 2.769 | 2.769 | 2.769 | 2.769 | 2.769 | 2.779 |
| Papua Barat | 3.800 | 3.577 | 3.577 | 3.577 | 4.000 | 4.000 | 3.462 |
| Papua | 3.781 | 3.853 | 3.853 | 3.853 | 3.964 | 3.792 | 4.089 |
| Nasional | 2.598 | 2.610 | 2.652 | 2.653 | 2.686 | 2.702 | 2.618 |

Tabel 5.8
Harga Konsumen Pedesaan Kelompok Kesehatan, 2008
Obat Batuk (Rp/Strip= 4 tablet)

| Provinsi | Januari | Februari | Maret | April | Mei | Juni |
|--------------------------|--------------|--------------|--------------|--------------|--------------|--------------|
| (1) | (2) | (3) | (4) | (5) | (6) | (7) |
| Nanggroe Aceh Darussalam | 2.889 | 2.652 | 2.520 | 2.375 | 2.320 | 2.320 |
| Sumatera Utara | 2.389 | 2.389 | 2.389 | 2.394 | 2.378 | 2.439 |
| Sumatera Barat | 2.253 | 2.156 | 2.061 | 2.061 | 2.016 | 2.016 |
| Riau | 2.972 | 2.972 | 2.972 | 2.875 | 2.841 | 2.841 |
| Jambi | 2.231 | 2.406 | 2.676 | 2.632 | 2.632 | 2.632 |
| Sumatera Selatan | 2.523 | 2.926 | 2.754 | 2.754 | 2.754 | 2.634 |
| Bengkulu | 2.432 | 2.946 | 3.078 | 3.044 | 3.081 | 3.426 |
| Lampung | 3.038 | 2.656 | 2.325 | 2.214 | 2.214 | 2.214 |
| Bangka Belitung | 2.333 | 2.794 | 2.794 | 2.794 | 2.950 | 3.000 |
| Kepulauan Riau | 3.256 | 3.256 | 3.256 | 3.080 | 3.080 | 3.100 |
| Jawa Barat | 2.268 | 1.988 | 1.930 | 1.844 | 1.868 | 1.931 |
| Jawa Tengah | 1.681 | 1.802 | 1.736 | 1.824 | 1.837 | 1.913 |
| D. I. Yogyakarta | 1.403 | 1.403 | 1.403 | 1.415 | 1.421 | 1.421 |
| Jawa Timur | 1.619 | 1.596 | 1.674 | 1.755 | 1.848 | 1.890 |
| Banten | 2.457 | 2.457 | 2.457 | 2.457 | 2.425 | 2.425 |
| Bali | 2.425 | 2.425 | 2.425 | 2.425 | 2.425 | 2.425 |
| Nusa Tenggara Barat | 2.289 | 2.289 | 2.289 | 2.289 | 2.289 | 2.289 |
| Nusa Tenggara Timur | 3.750 | 3.750 | 3.750 | 3.750 | 3.750 | 3.750 |
| Kalimantan Barat | 3.979 | 4.304 | 3.603 | 3.630 | 3.635 | 3.635 |
| Kalimantan Tengah | 2.155 | 2.155 | 2.155 | 2.155 | 2.155 | 2.155 |
| Kalimantan Selatan | 2.917 | 2.917 | 2.917 | 2.917 | 2.917 | 2.917 |
| Kalimantan Timur | 3.297 | 3.250 | 3.170 | 3.170 | 3.170 | 3.295 |
| Sulawesi Utara | 3.353 | 3.353 | 3.353 | 3.353 | 3.353 | 3.353 |
| Sulawesi Tengah | 3.114 | 2.993 | 3.064 | 2.986 | 2.961 | 2.961 |
| Sulawesi Selatan | 3.308 | 2.945 | 2.672 | 2.906 | 2.855 | 2.909 |
| Sulawesi Tenggara | 3.877 | 3.877 | 3.877 | 3.877 | 3.877 | 3.877 |
| Gorontalo | 3.079 | 3.395 | 3.243 | 3.243 | 3.243 | 3.264 |
| Sulawesi Barat | 3.636 | 3.413 | 4.090 | 3.938 | 3.625 | 3.356 |
| Maluku | 3.702 | 3.651 | 3.651 | 3.651 | 3.828 | 3.931 |
| Maluku Utara | 3.952 | 3.952 | 3.952 | 3.807 | 3.588 | 3.588 |
| Papua Barat | 3.647 | 3.647 | 3.647 | 3.647 | 3.647 | 3.647 |
| Papua | 3.879 | 3.879 | 3.879 | 3.879 | 3.879 | 3.879 |
| Nasional | 2.878 | 2.894 | 2.868 | 2.848 | 2.839 | 2.857 |

Tabel 5.8: Lanjutan

| Provinsi | Juli | Agustus | September | Oktober | November | Desember | Rata-rata |
|--------------------------|--------------|----------------|------------------|----------------|-----------------|-----------------|------------------|
| (1) | (8) | (9) | (10) | (11) | (12) | (13) | (14) |
| Nanggroe Aceh Darussalam | 2.375 | 2.440 | 2.440 | 2.460 | 2.460 | 2.289 | 2.462 |
| Sumatera Utara | 2.444 | 2.444 | 2.444 | 2.444 | 2.458 | 2.458 | 2.423 |
| Sumatera Barat | 2.036 | 1.996 | 1.996 | 2.048 | 2.113 | 2.383 | 2.095 |
| Riau | 3.068 | 3.710 | 3.730 | 3.896 | 4.114 | 4.214 | 3.350 |
| Jambi | 2.692 | 2.797 | 2.797 | 2.683 | 2.683 | 2.683 | 2.629 |
| Sumatera Selatan | 2.717 | 2.698 | 2.808 | 2.817 | 2.817 | 2.817 | 2.752 |
| Bengkulu | 3.426 | 3.426 | 3.422 | 3.422 | 3.453 | 2.962 | 3.177 |
| Lampung | 2.227 | 2.236 | 2.259 | 2.343 | 2.372 | 2.519 | 2.385 |
| Bangka Belitung | 2.920 | 3.228 | 3.423 | 3.423 | 4.100 | 4.100 | 3.155 |
| Kepulauan Riau | 3.100 | 3.100 | 3.111 | 3.545 | 3.591 | 3.850 | 3.277 |
| Jawa Barat | 1.992 | 1.973 | 1.957 | 1.914 | 1.898 | 1.878 | 1.953 |
| Jawa Tengah | 1.913 | 1.925 | 2.032 | 2.088 | 2.004 | 2.037 | 1.899 |
| D. I. Yogyakarta | 1.491 | 1.544 | 1.515 | 1.515 | 1.515 | 1.515 | 1.463 |
| Jawa Timur | 2.102 | 2.120 | 2.123 | 2.120 | 2.105 | 2.133 | 1.924 |
| Banten | 2.558 | 2.592 | 2.602 | 2.605 | 2.605 | 2.612 | 2.521 |
| Bali | 2.425 | 2.425 | 2.425 | 2.425 | 2.425 | 2.425 | 2.425 |
| Nusa Tenggara Barat | 2.382 | 2.382 | 2.382 | 2.278 | 2.278 | 2.278 | 2.310 |
| Nusa Tenggara Timur | 3.750 | 3.750 | 3.750 | 3.750 | 3.750 | 3.750 | 3.750 |
| Kalimantan Barat | 3.762 | 3.668 | 3.668 | 3.734 | 3.763 | 3.763 | 3.762 |
| Kalimantan Tengah | 2.155 | 2.155 | 2.155 | 2.155 | 2.155 | 2.155 | 2.155 |
| Kalimantan Selatan | 2.917 | 2.917 | 2.917 | 2.917 | 2.917 | 2.917 | 2.917 |
| Kalimantan Timur | 3.330 | 3.330 | 3.330 | 3.330 | 3.348 | 3.384 | 3.284 |
| Sulawesi Utara | 3.353 | 3.412 | 3.412 | 3.794 | 3.794 | 3.794 | 3.473 |
| Sulawesi Tengah | 2.961 | 2.961 | 2.961 | 3.077 | 3.077 | 3.077 | 3.016 |
| Sulawesi Selatan | 2.885 | 2.808 | 2.808 | 2.808 | 2.852 | 2.815 | 2.881 |
| Sulawesi Tenggara | 3.877 | 3.900 | 3.900 | 3.900 | 3.900 | 3.900 | 3.887 |
| Gorontalo | 3.209 | 3.220 | 3.220 | 3.131 | 3.377 | 3.377 | 3.250 |
| Sulawesi Barat | 3.337 | 3.394 | 3.529 | 3.538 | 3.538 | 3.538 | 3.578 |
| Maluku | 3.931 | 3.872 | 3.872 | 3.872 | 3.872 | 3.872 | 3.809 |
| Maluku Utara | 3.588 | 3.588 | 3.588 | 3.588 | 3.588 | 3.588 | 3.697 |
| Papua Barat | 3.647 | 3.647 | 3.647 | 3.647 | 3.647 | 3.647 | 3.647 |
| Papua | 3.879 | 3.879 | 3.879 | 3.879 | 3.879 | 3.879 | 3.879 |
| Nasional | 2.889 | 2.923 | 2.941 | 2.973 | 3.014 | 3.019 | 2.912 |

Tabel 5.9
Harga Konsumen Pedesaan Kelompok Kesehatan, 2008
Obat Penurun Panas (Rp/Strip= 4 tablet)

| Provinsi | Januari | Februari | Maret | April | Mei | Juni |
|--------------------------|--------------|--------------|--------------|--------------|--------------|--------------|
| (1) | (2) | (3) | (4) | (5) | (6) | (7) |
| Nanggroe Aceh Darussalam | 2.364 | 2.265 | 2.281 | 2.429 | 2.429 | 2.429 |
| Sumatera Utara | 1.988 | 1.988 | 2.029 | 2.029 | 2.046 | 2.185 |
| Sumatera Barat | 2.094 | 2.088 | 2.238 | 2.238 | 2.238 | 2.238 |
| Riau | 2.077 | 2.071 | 2.125 | 2.105 | 2.100 | 2.079 |
| Jambi | 1.767 | 1.852 | 1.700 | 1.700 | 1.543 | 1.543 |
| Sumatera Selatan | 2.588 | 2.588 | 2.588 | 2.588 | 2.588 | 2.588 |
| Bengkulu | 2.136 | 2.136 | 2.324 | 2.306 | 2.324 | 2.400 |
| Lampung | 1.805 | 1.757 | 1.757 | 1.757 | 1.757 | 1.757 |
| Bangka Belitung | 2.115 | 2.200 | 2.200 | 2.200 | 2.222 | 2.250 |
| Kepulauan Riau | 2.250 | 2.250 | 2.250 | 2.250 | 2.250 | 2.250 |
| Jawa Barat | 1.308 | 1.378 | 1.405 | 1.413 | 1.410 | 1.427 |
| Jawa Tengah | 1.638 | 1.544 | 1.511 | 1.513 | 1.537 | 1.557 |
| D. I. Yogyakarta | 1.267 | 1.267 | 1.267 | 1.267 | 1.267 | 1.267 |
| Jawa Timur | 1.340 | 1.429 | 1.382 | 1.389 | 1.395 | 1.434 |
| Banten | 1.559 | 1.559 | 1.358 | 1.417 | 1.437 | 1.473 |
| Bali | 1.250 | 2.100 | 2.344 | 2.275 | 2.325 | 2.333 |
| Nusa Tenggara Barat | 1.600 | 1.533 | 1.533 | 2.511 | 2.250 | 2.222 |
| Nusa Tenggara Timur | 2.292 | 2.478 | 2.478 | 2.481 | 2.500 | 2.481 |
| Kalimantan Barat | 1.947 | 1.737 | 1.731 | 1.747 | 1.766 | 1.781 |
| Kalimantan Tengah | 1.956 | 1.700 | 1.650 | 1.773 | 1.773 | 1.686 |
| Kalimantan Selatan | 1.436 | 1.436 | 1.436 | 1.436 | 1.436 | 1.436 |
| Kalimantan Timur | 2.400 | 2.274 | 2.185 | 2.185 | 2.185 | 2.472 |
| Sulawesi Utara | 1.929 | 1.929 | 1.929 | 1.929 | 1.813 | 2.050 |
| Sulawesi Tengah | 2.229 | 2.230 | 2.257 | 2.277 | 2.318 | 2.264 |
| Sulawesi Selatan | 2.045 | 2.029 | 2.028 | 2.021 | 2.021 | 2.188 |
| Sulawesi Tenggara | 1.841 | 2.000 | 1.966 | 1.978 | 2.016 | 2.069 |
| Gorontalo | 1.500 | 1.464 | 1.475 | 1.475 | 1.475 | 1.750 |
| Sulawesi Barat | 2.036 | 2.095 | 1.979 | 1.867 | 2.136 | 2.172 |
| Maluku | 3.480 | 3.700 | 3.646 | 3.646 | 3.688 | 3.688 |
| Maluku Utara | 3.000 | 3.042 | 3.042 | 3.042 | 3.042 | 3.042 |
| Papua Barat | 3.050 | 3.050 | 3.050 | 3.500 | 3.500 | 3.591 |
| Papua | 3.575 | 3.575 | 3.575 | 3.575 | 3.575 | 3.575 |
| Nasional | 2.058 | 2.086 | 2.085 | 2.135 | 2.136 | 2.177 |

Tabel 5.9: Lanjutan

| Provinsi | Juli | Agustus | September | Oktober | November | Desember | Rata-rata |
|--------------------------|--------------|----------------|------------------|----------------|-----------------|-----------------|------------------|
| (1) | (8) | (9) | (10) | (11) | (12) | (13) | (14) |
| Nanggroe Aceh Darussalam | 2.429 | 2.464 | 2.536 | 2.536 | 2.536 | 2.333 | 2.419 |
| Sumatera Utara | 2.204 | 2.204 | 2.204 | 2.189 | 2.189 | 2.189 | 2.120 |
| Sumatera Barat | 2.238 | 2.342 | 2.325 | 2.214 | 2.214 | 2.083 | 2.213 |
| Riau | 2.211 | 2.250 | 2.471 | 2.471 | 2.417 | 2.500 | 2.240 |
| Jambi | 1.543 | 1.495 | 1.518 | 1.558 | 1.558 | 1.579 | 1.613 |
| Sumatera Selatan | 2.588 | 2.588 | 2.588 | 2.588 | 2.588 | 2.588 | 2.588 |
| Bengkulu | 2.400 | 2.400 | 2.400 | 2.400 | 2.450 | 2.458 | 2.344 |
| Lampung | 1.757 | 1.767 | 1.767 | 1.838 | 1.976 | 1.976 | 1.806 |
| Bangka Belitung | 2.175 | 2.175 | 2.326 | 2.326 | 2.462 | 2.462 | 2.259 |
| Kepulauan Riau | 2.250 | 2.250 | 2.250 | 2.250 | 2.250 | 2.250 | 2.250 |
| Jawa Barat | 1.418 | 1.422 | 1.415 | 1.443 | 1.447 | 1.492 | 1.415 |
| Jawa Tengah | 1.554 | 1.588 | 1.590 | 1.580 | 1.593 | 1.579 | 1.565 |
| D. I. Yogyakarta | 1.346 | 1.350 | 1.350 | 1.350 | 1.350 | 1.375 | 1.310 |
| Jawa Timur | 1.451 | 1.470 | 1.471 | 1.466 | 1.489 | 1.479 | 1.433 |
| Banten | 1.527 | 1.547 | 1.547 | 1.547 | 1.548 | 1.548 | 1.506 |
| Bali | 2.350 | 2.350 | 2.350 | 2.400 | 2.421 | 2.421 | 2.243 |
| Nusa Tenggara Barat | 2.235 | 2.265 | 2.265 | 2.265 | 2.265 | 2.265 | 2.101 |
| Nusa Tenggara Timur | 2.500 | 2.563 | 2.563 | 2.604 | 2.604 | 2.604 | 2.512 |
| Kalimantan Barat | 1.797 | 1.750 | 1.750 | 1.803 | 1.803 | 1.818 | 1.786 |
| Kalimantan Tengah | 1.718 | 1.718 | 1.756 | 1.731 | 1.731 | 1.731 | 1.743 |
| Kalimantan Selatan | 1.436 | 1.436 | 1.436 | 1.436 | 1.436 | 1.436 | 1.436 |
| Kalimantan Timur | 2.472 | 2.472 | 2.512 | 2.512 | 2.532 | 2.532 | 2.394 |
| Sulawesi Utara | 2.154 | 2.192 | 2.192 | 2.192 | 2.192 | 2.222 | 2.060 |
| Sulawesi Tengah | 2.264 | 2.292 | 2.292 | 2.292 | 2.292 | 2.292 | 2.275 |
| Sulawesi Selatan | 2.169 | 2.193 | 2.193 | 2.230 | 2.168 | 2.104 | 2.116 |
| Sulawesi Tenggara | 1.917 | 1.917 | 1.917 | 1.896 | 1.917 | 2.188 | 1.968 |
| Gorontalo | 1.750 | 1.868 | 2.171 | 2.200 | 2.093 | 2.088 | 1.776 |
| Sulawesi Barat | 2.172 | 2.190 | 2.241 | 2.241 | 2.241 | 2.241 | 2.134 |
| Maluku | 3.688 | 3.813 | 3.813 | 3.800 | 3.800 | 3.800 | 3.713 |
| Maluku Utara | 3.042 | 3.042 | 3.042 | 3.042 | 3.053 | 3.053 | 3.040 |
| Papua Barat | 3.591 | 3.591 | 3.591 | 3.591 | 3.818 | 3.818 | 3.478 |
| Papua | 3.575 | 3.575 | 3.275 | 3.275 | 3.794 | 2.958 | 3.492 |
| Nasional | 2.185 | 2.204 | 2.222 | 2.227 | 2.257 | 2.233 | 2.167 |

Tabel 5.10
Harga Konsumen Pedesaan Kelompok Kesehatan, 2008
Obat Flu (Rp/Strip= 4 tablet)

| Provinsi | Januari | Februari | Maret | April | Mei | Juni |
|--------------------------|--------------|--------------|--------------|--------------|--------------|--------------|
| (1) | (2) | (3) | (4) | (5) | (6) | (7) |
| Nanggroe Aceh Darussalam | 2.118 | 2.095 | 2.087 | 2.068 | 2.068 | 2.114 |
| Sumatera Utara | 2.108 | 2.110 | 2.130 | 2.130 | 2.073 | 2.148 |
| Sumatera Barat | 2.265 | 2.240 | 2.220 | 2.220 | 2.210 | 2.210 |
| Riau | 2.529 | 2.700 | 2.739 | 2.654 | 2.654 | 2.692 |
| Jambi | 2.036 | 2.040 | 2.032 | 2.032 | 2.032 | 2.064 |
| Sumatera Selatan | 2.529 | 2.235 | 2.119 | 2.132 | 2.132 | 2.154 |
| Bengkulu | 2.038 | 2.038 | 2.184 | 2.250 | 2.278 | 2.412 |
| Lampung | 1.952 | 1.900 | 1.900 | 1.885 | 1.885 | 1.885 |
| Bangka Belitung | 1.917 | 1.929 | 1.929 | 1.929 | 2.021 | 2.083 |
| Kepulauan Riau | 1.900 | 1.900 | 1.900 | 1.900 | 2.050 | 2.050 |
| Jawa Barat | 1.687 | 1.696 | 1.722 | 1.729 | 1.727 | 1.737 |
| Jawa Tengah | 1.587 | 1.586 | 1.591 | 1.598 | 1.611 | 1.637 |
| D. I. Yogyakarta | 1.443 | 1.493 | 1.520 | 1.532 | 1.595 | 1.655 |
| Jawa Timur | 1.625 | 1.640 | 1.639 | 1.626 | 1.654 | 1.689 |
| Banten | 1.967 | 1.916 | 1.933 | 1.908 | 1.925 | 1.942 |
| Bali | 2.000 | 1.938 | 2.167 | 2.158 | 2.158 | 2.222 |
| Nusa Tenggara Barat | 2.375 | 2.250 | 2.100 | 2.389 | 2.455 | 2.500 |
| Nusa Tenggara Timur | 2.844 | 2.824 | 2.784 | 2.826 | 2.765 | 2.795 |
| Kalimantan Barat | 2.023 | 1.881 | 1.906 | 1.953 | 1.958 | 1.958 |
| Kalimantan Tengah | 2.100 | 2.053 | 2.024 | 2.068 | 2.045 | 2.080 |
| Kalimantan Selatan | 1.667 | 1.695 | 1.695 | 1.695 | 1.712 | 1.712 |
| Kalimantan Timur | 2.044 | 2.088 | 2.009 | 2.009 | 2.025 | 2.119 |
| Sulawesi Utara | 2.146 | 2.119 | 2.119 | 2.112 | 2.112 | 2.161 |
| Sulawesi Tengah | 1.955 | 2.000 | 2.078 | 2.072 | 2.072 | 2.089 |
| Sulawesi Selatan | 1.810 | 1.944 | 1.900 | 2.078 | 2.078 | 2.106 |
| Sulawesi Tenggara | 2.308 | 2.160 | 2.129 | 2.167 | 2.100 | 2.108 |
| Gorontalo | 1.600 | 1.642 | 1.657 | 1.665 | 1.679 | 1.683 |
| Sulawesi Barat | 2.469 | 2.300 | 2.188 | 2.203 | 2.190 | 2.310 |
| Maluku | 2.996 | 2.888 | 2.919 | 2.950 | 3.044 | 3.169 |
| Maluku Utara | 2.417 | 2.417 | 2.370 | 2.452 | 2.395 | 2.395 |
| Papua Barat | 2.625 | 2.531 | 2.531 | 2.605 | 2.605 | 2.591 |
| Papua | 2.921 | 2.921 | 2.979 | 2.979 | 2.979 | 2.979 |
| Nasional | 2.125 | 2.099 | 2.100 | 2.124 | 2.134 | 2.170 |

Tabel 5.10: Lanjutan

| Provinsi | Juli | Agustus | September | Oktober | November | Desember | Rata-rata |
|--------------------------|--------------|----------------|------------------|----------------|-----------------|-----------------|------------------|
| (1) | (8) | (9) | (10) | (11) | (12) | (13) | (14) |
| Nanggroe Aceh Darussalam | 2.114 | 2.136 | 2.045 | 2.045 | 2.045 | 2.031 | 2.081 |
| Sumatera Utara | 2.133 | 2.133 | 2.133 | 2.129 | 2.144 | 2.144 | 2.126 |
| Sumatera Barat | 2.182 | 2.182 | 2.162 | 2.039 | 2.079 | 2.154 | 2.180 |
| Riau | 2.731 | 2.815 | 2.926 | 2.929 | 2.841 | 2.841 | 2.754 |
| Jambi | 2.064 | 2.020 | 2.020 | 2.019 | 2.019 | 2.019 | 2.033 |
| Sumatera Selatan | 2.370 | 2.352 | 2.400 | 2.400 | 2.400 | 2.400 | 2.302 |
| Bengkulu | 2.412 | 2.412 | 2.412 | 2.412 | 2.412 | 2.577 | 2.320 |
| Lampung | 1.938 | 1.942 | 1.942 | 2.000 | 1.870 | 1.886 | 1.915 |
| Bangka Belitung | 2.111 | 2.107 | 2.097 | 2.097 | 2.074 | 2.074 | 2.030 |
| Kepulauan Riau | 2.050 | 2.050 | 2.050 | 2.050 | 2.050 | 2.050 | 2.000 |
| Jawa Barat | 1.698 | 1.724 | 1.749 | 1.788 | 1.794 | 1.803 | 1.738 |
| Jawa Tengah | 1.659 | 1.667 | 1.678 | 1.690 | 1.684 | 1.686 | 1.639 |
| D. I. Yogyakarta | 1.719 | 1.729 | 1.748 | 1.748 | 1.748 | 1.724 | 1.638 |
| Jawa Timur | 1.693 | 1.698 | 1.702 | 1.709 | 1.730 | 1.733 | 1.678 |
| Banten | 2.025 | 2.150 | 2.150 | 2.183 | 2.183 | 2.183 | 2.039 |
| Bali | 2.222 | 2.222 | 2.222 | 2.250 | 2.222 | 2.222 | 2.167 |
| Nusa Tenggara Barat | 2.500 | 2.500 | 2.500 | 2.423 | 2.423 | 2.423 | 2.403 |
| Nusa Tenggara Timur | 2.826 | 2.911 | 2.911 | 2.952 | 2.952 | 2.952 | 2.862 |
| Kalimantan Barat | 2.056 | 1.972 | 1.972 | 1.879 | 1.943 | 1.946 | 1.954 |
| Kalimantan Tengah | 2.080 | 2.140 | 2.167 | 2.204 | 2.212 | 2.212 | 2.115 |
| Kalimantan Selatan | 1.712 | 1.712 | 1.712 | 1.712 | 1.712 | 1.712 | 1.704 |
| Kalimantan Timur | 2.150 | 2.150 | 2.181 | 2.181 | 2.213 | 2.259 | 2.119 |
| Sulawesi Utara | 2.161 | 2.194 | 2.194 | 2.194 | 2.194 | 2.143 | 2.154 |
| Sulawesi Tengah | 2.089 | 2.089 | 2.089 | 2.089 | 2.089 | 2.100 | 2.068 |
| Sulawesi Selatan | 2.097 | 2.094 | 2.094 | 2.094 | 2.123 | 2.058 | 2.040 |
| Sulawesi Tenggara | 2.129 | 2.129 | 2.129 | 2.129 | 2.129 | 2.273 | 2.157 |
| Gorontalo | 1.683 | 1.667 | 1.684 | 1.682 | 1.628 | 1.628 | 1.658 |
| Sulawesi Barat | 2.328 | 2.362 | 2.414 | 2.414 | 2.414 | 2.414 | 2.334 |
| Maluku | 3.169 | 3.688 | 3.667 | 3.719 | 3.719 | 3.719 | 3.304 |
| Maluku Utara | 2.395 | 2.395 | 2.395 | 2.395 | 2.395 | 2.447 | 2.405 |
| Papua Barat | 2.659 | 2.636 | 2.614 | 2.614 | 2.636 | 2.636 | 2.607 |
| Papua | 2.979 | 2.979 | 2.979 | 2.979 | 2.984 | 2.984 | 2.970 |
| Nasional | 2.192 | 2.217 | 2.223 | 2.223 | 2.221 | 2.232 | 2.172 |

Tabel 5.11
Harga Konsumen Pedesaan Kelompok Kesehatan, 2008
Obat Sakit Maag (Rp/Strip= 10 tablet)

| Provinsi | Januari | Februari | Maret | April | Mei | Juni |
|--------------------------|--------------|--------------|--------------|--------------|--------------|--------------|
| (1) | (2) | (3) | (4) | (5) | (6) | (7) |
| Nanggroe Aceh Darussalam | 3.458 | 3.250 | 3.000 | 3.000 | 3.053 | 3.079 |
| Sumatera Utara | 3.420 | 3.346 | 3.420 | 3.385 | 3.407 | 3.463 |
| Sumatera Barat | 5.329 | 5.257 | 4.100 | 4.177 | 4.057 | 3.792 |
| Riau | 4.000 | 3.833 | 3.643 | 3.594 | 3.656 | 3.781 |
| Jambi | 3.091 | 3.083 | 3.107 | 3.143 | 3.143 | 3.214 |
| Sumatera Selatan | 3.471 | 3.367 | 3.406 | 3.571 | 3.615 | 3.615 |
| Bengkulu | 3.765 | 3.875 | 3.733 | 3.719 | 3.733 | 3.733 |
| Lampung | 3.818 | 3.586 | 3.453 | 3.414 | 3.174 | 3.174 |
| Bangka Belitung | 3.250 | 3.250 | 3.313 | 3.313 | 3.184 | 3.211 |
| Kepulauan Riau | 3.643 | 3.700 | 3.700 | 3.700 | 3.700 | 3.700 |
| Jawa Barat | 2.588 | 2.664 | 2.799 | 2.763 | 2.788 | 2.838 |
| Jawa Tengah | 2.865 | 2.919 | 2.954 | 2.924 | 2.963 | 2.985 |
| D. I. Yogyakarta | 3.533 | 2.880 | 2.936 | 2.863 | 2.844 | 2.844 |
| Jawa Timur | 2.434 | 2.530 | 2.555 | 2.563 | 2.571 | 2.606 |
| Banten | 4.095 | 3.711 | 3.373 | 3.388 | 3.415 | 3.471 |
| Bali | 4.667 | 2.700 | 2.759 | 2.897 | 2.914 | 2.933 |
| Nusa Tenggara Barat | 3.237 | 3.237 | 3.237 | 3.237 | 3.237 | 3.237 |
| Nusa Tenggara Timur | 2.479 | 2.462 | 2.483 | 2.481 | 2.500 | 2.537 |
| Kalimantan Barat | 2.679 | 2.824 | 2.909 | 3.015 | 3.045 | 3.076 |
| Kalimantan Tengah | 2.071 | 2.308 | 2.300 | 2.333 | 2.333 | 2.342 |
| Kalimantan Selatan | 2.271 | 2.271 | 2.271 | 2.271 | 2.271 | 2.271 |
| Kalimantan Timur | 3.458 | 4.367 | 4.722 | 4.722 | 4.947 | 5.105 |
| Sulawesi Utara | 3.700 | 3.700 | 3.700 | 3.529 | 3.529 | 3.529 |
| Sulawesi Tengah | 2.519 | 2.517 | 2.571 | 2.482 | 2.518 | 2.500 |
| Sulawesi Selatan | 2.625 | 2.594 | 2.789 | 3.159 | 3.109 | 3.120 |
| Sulawesi Tenggara | 3.810 | 3.536 | 3.484 | 2.978 | 2.981 | 2.881 |
| Gorontalo | 2.864 | 2.544 | 2.497 | 2.471 | 2.471 | 2.471 |
| Sulawesi Barat | 3.400 | 3.588 | 3.611 | 3.588 | 3.559 | 3.647 |
| Maluku | 4.844 | 4.842 | 4.722 | 4.722 | 4.833 | 4.917 |
| Maluku Utara | 5.091 | 5.091 | 6.063 | 6.063 | 6.233 | 6.233 |
| Papua Barat | 4.350 | 4.909 | 4.909 | 5.136 | 5.136 | 5.250 |
| Papua | 4.654 | 4.765 | 4.609 | 4.875 | 4.381 | 4.386 |
| Nasional | 3.484 | 3.422 | 3.410 | 3.421 | 3.416 | 3.436 |

Tabel 5.11: Lanjutan

| Provinsi | Juli | Agustus | September | Oktober | November | Desember | Rata-rata |
|--------------------------|--------------|----------------|------------------|----------------|-----------------|-----------------|------------------|
| (1) | (8) | (9) | (10) | (11) | (12) | (13) | (14) |
| Nanggroe Aceh Darussalam | 3.079 | 3.079 | 2.974 | 3.000 | 2.974 | 2.824 | 3.064 |
| Sumatera Utara | 3.821 | 3.893 | 3.893 | 3.893 | 3.982 | 3.982 | 3.659 |
| Sumatera Barat | 3.792 | 3.808 | 3.679 | 3.406 | 3.406 | 3.406 | 4.017 |
| Riau | 3.875 | 3.684 | 3.857 | 3.929 | 3.735 | 3.735 | 3.777 |
| Jambi | 3.286 | 3.357 | 3.393 | 3.393 | 3.393 | 3.423 | 3.252 |
| Sumatera Selatan | 3.607 | 3.567 | 3.816 | 3.816 | 4.375 | 4.375 | 3.717 |
| Bengkulu | 3.733 | 3.800 | 3.800 | 3.800 | 3.867 | 4.227 | 3.815 |
| Lampung | 3.221 | 3.276 | 3.276 | 3.356 | 3.147 | 3.121 | 3.335 |
| Bangka Belitung | 3.316 | 3.368 | 3.381 | 3.425 | 3.761 | 3.761 | 3.378 |
| Kepulauan Riau | 3.700 | 3.700 | 3.700 | 3.500 | 3.500 | 3.300 | 3.629 |
| Jawa Barat | 2.949 | 2.949 | 2.919 | 2.959 | 2.969 | 2.961 | 2.845 |
| Jawa Tengah | 3.017 | 3.011 | 3.038 | 3.034 | 3.066 | 3.101 | 2.990 |
| D. I. Yogyakarta | 2.966 | 2.894 | 2.878 | 2.878 | 2.978 | 3.037 | 2.961 |
| Jawa Timur | 2.634 | 2.657 | 2.664 | 2.664 | 2.649 | 2.691 | 2.602 |
| Banten | 3.721 | 3.761 | 3.789 | 3.806 | 3.806 | 3.833 | 3.681 |
| Bali | 2.967 | 3.000 | 3.000 | 3.103 | 3.086 | 3.069 | 3.091 |
| Nusa Tenggara Barat | 3.237 | 3.237 | 3.237 | 3.237 | 3.437 | 3.437 | 3.270 |
| Nusa Tenggara Timur | 2.604 | 2.604 | 2.604 | 2.604 | 2.674 | 2.833 | 2.572 |
| Kalimantan Barat | 3.136 | 3.136 | 3.136 | 3.152 | 3.152 | 3.164 | 3.035 |
| Kalimantan Tengah | 2.455 | 2.477 | 2.650 | 2.619 | 2.619 | 2.619 | 2.427 |
| Kalimantan Selatan | 2.271 | 2.271 | 2.271 | 2.271 | 2.271 | 2.275 | 2.271 |
| Kalimantan Timur | 5.132 | 5.132 | 5.289 | 5.447 | 5.526 | 5.632 | 4.957 |
| Sulawesi Utara | 3.529 | 3.571 | 3.571 | 3.571 | 3.571 | 3.700 | 3.600 |
| Sulawesi Tengah | 2.536 | 2.536 | 2.536 | 2.536 | 2.536 | 2.536 | 2.527 |
| Sulawesi Selatan | 3.125 | 3.260 | 3.260 | 3.340 | 3.348 | 3.217 | 3.079 |
| Sulawesi Tenggara | 2.944 | 2.944 | 2.944 | 2.944 | 2.944 | 2.692 | 3.090 |
| Gorontalo | 2.471 | 2.471 | 2.576 | 2.545 | 2.136 | 2.136 | 2.471 |
| Sulawesi Barat | 3.647 | 3.647 | 3.618 | 3.618 | 3.618 | 3.618 | 3.597 |
| Maluku | 4.917 | 5.063 | 5.063 | 5.333 | 5.333 | 5.333 | 4.993 |
| Maluku Utara | 6.233 | 6.233 | 6.233 | 6.233 | 6.233 | 5.417 | 5.946 |
| Papua Barat | 4.833 | 4.813 | 4.944 | 5.000 | 5.056 | 5.056 | 4.949 |
| Papua | 4.370 | 4.354 | 4.354 | 4.354 | 4.250 | 4.250 | 4.467 |
| Nasional | 3.473 | 3.486 | 3.511 | 3.524 | 3.544 | 3.524 | 3.471 |

Tabel 5.12
Harga Konsumen Pedesaan Kelompok Kesehatan, 2008
Obat Gosok/Balsem (Rp/Tube)

| Provinsi | Januari | Februari | Maret | April | Mei | Juni |
|--------------------------|--------------|--------------|--------------|--------------|--------------|--------------|
| (1) | (2) | (3) | (4) | (5) | (6) | (7) |
| Nanggroe Aceh Darussalam | 4.964 | 4.964 | 4.964 | 4.964 | 4.964 | 4.964 |
| Sumatera Utara | 4.800 | 4.800 | 4.967 | 4.967 | 4.967 | 5.067 |
| Sumatera Barat | 4.180 | 4.027 | 4.027 | 3.033 | 3.033 | 3.033 |
| Riau | 4.500 | 4.357 | 4.813 | 5.000 | 5.000 | 5.278 |
| Jambi | 4.500 | 4.000 | 6.125 | 6.125 | 6.125 | 6.188 |
| Sumatera Selatan | 5.583 | 5.214 | 4.875 | 5.333 | 5.571 | 5.571 |
| Bengkulu | 3.600 | 3.900 | 3.900 | 3.900 | 3.900 | 3.900 |
| Lampung | 5.286 | 5.286 | 5.286 | 4.833 | 4.911 | 4.911 |
| Bangka Belitung | 4.500 | 4.100 | 4.100 | 4.100 | 4.929 | 5.000 |
| Kepulauan Riau | 4.750 | 4.750 | 4.750 | 4.750 | 4.750 | 4.750 |
| Jawa Barat | 3.693 | 3.594 | 3.592 | 3.532 | 3.586 | 3.945 |
| Jawa Tengah | 3.956 | 3.887 | 3.917 | 4.269 | 4.370 | 4.487 |
| D. I. Yogyakarta | 4.075 | 4.075 | 4.075 | 4.367 | 4.450 | 4.243 |
| Jawa Timur | 3.838 | 3.924 | 3.919 | 4.135 | 4.077 | 4.195 |
| Banten | 5.000 | 4.357 | 4.000 | 6.200 | 6.227 | 6.245 |
| Bali | 4.500 | 4.500 | 4.500 | 4.500 | 4.500 | 4.563 |
| Nusa Tenggara Barat | 5.550 | 5.550 | 5.550 | 5.550 | 5.550 | 5.550 |
| Nusa Tenggara Timur | 4.350 | 4.350 | 4.350 | 4.350 | 4.350 | 4.350 |
| Kalimantan Barat | 3.438 | 3.611 | 3.367 | 3.400 | 3.400 | 3.433 |
| Kalimantan Tengah | 3.700 | 3.875 | 3.722 | 3.750 | 3.750 | 3.900 |
| Kalimantan Selatan | 3.377 | 3.377 | 3.377 | 3.377 | 3.377 | 3.377 |
| Kalimantan Timur | 5.100 | 5.100 | 5.100 | 5.100 | 5.290 | 5.400 |
| Sulawesi Utara | 4.954 | 4.954 | 4.954 | 4.954 | 4.954 | 4.954 |
| Sulawesi Tengah | 3.861 | 3.816 | 3.750 | 3.722 | 3.750 | 3.806 |
| Sulawesi Selatan | 3.333 | 4.000 | 3.813 | 5.056 | 4.955 | 4.808 |
| Sulawesi Tenggara | 4.531 | 4.531 | 4.531 | 4.469 | 4.441 | 4.441 |
| Gorontalo | 3.850 | 3.850 | 3.850 | 3.850 | 3.850 | 3.863 |
| Sulawesi Barat | 4.300 | 3.833 | 3.792 | 3.818 | 3.600 | 3.750 |
| Maluku | 4.500 | 5.636 | 5.455 | 5.545 | 5.625 | 5.708 |
| Maluku Utara | 5.833 | 5.833 | 7.556 | 7.875 | 8.286 | 8.286 |
| Papua Barat | 5.100 | 5.100 | 5.100 | 5.100 | 5.100 | 5.200 |
| Papua | 5.667 | 5.667 | 5.667 | 5.667 | 5.767 | 5.767 |
| Nasional | 4.474 | 4.463 | 4.554 | 4.675 | 4.731 | 4.779 |

Tabel 5.12: Lanjutan

| Provinsi | Juli | Agustus | September | Oktober | November | Desember | Rata-rata |
|--------------------------|--------------|----------------|------------------|----------------|-----------------|-----------------|------------------|
| (1) | (8) | (9) | (10) | (11) | (12) | (13) | (14) |
| Nanggroe Aceh Darussalam | 5.000 | 5.000 | 5.000 | 5.000 | 5.000 | 5.154 | 4.995 |
| Sumatera Utara | 5.100 | 5.167 | 5.267 | 5.267 | 5.267 | 5.300 | 5.078 |
| Sumatera Barat | 3.033 | 3.056 | 3.033 | 3.033 | 3.080 | 3.144 | 3.310 |
| Riau | 5.389 | 5.150 | 5.091 | 5.136 | 4.889 | 4.500 | 4.925 |
| Jambi | 6.188 | 6.313 | 6.313 | 6.313 | 6.313 | 6.714 | 5.935 |
| Sumatera Selatan | 5.313 | 5.278 | 5.389 | 5.389 | 5.500 | 5.500 | 5.376 |
| Bengkulu | 3.900 | 3.900 | 3.900 | 3.900 | 3.900 | 4.667 | 3.939 |
| Lampung | 5.022 | 5.078 | 5.078 | 5.078 | 5.078 | 5.133 | 5.082 |
| Bangka Belitung | 5.313 | 5.375 | 5.667 | 5.667 | 6.227 | 6.227 | 5.100 |
| Kepulauan Riau | 4.750 | 4.750 | 4.750 | 4.750 | 4.750 | 4.625 | 4.740 |
| Jawa Barat | 4.203 | 4.290 | 4.083 | 4.429 | 4.429 | 4.431 | 3.984 |
| Jawa Tengah | 4.539 | 4.582 | 4.616 | 4.664 | 4.668 | 4.634 | 4.382 |
| D. I. Yogyakarta | 6.275 | 6.275 | 6.313 | 6.313 | 6.857 | 6.857 | 5.348 |
| Jawa Timur | 4.288 | 4.318 | 4.329 | 4.324 | 4.361 | 4.472 | 4.182 |
| Banten | 6.318 | 6.336 | 6.708 | 6.731 | 6.731 | 6.923 | 5.981 |
| Bali | 4.563 | 4.563 | 4.688 | 4.875 | 4.875 | 4.875 | 4.625 |
| Nusa Tenggara Barat | 5.550 | 5.550 | 5.550 | 5.550 | 5.550 | 5.650 | 5.558 |
| Nusa Tenggara Timur | 4.350 | 4.350 | 4.350 | 4.350 | 4.350 | 4.350 | 4.350 |
| Kalimantan Barat | 3.500 | 3.500 | 3.469 | 3.469 | 3.469 | 3.525 | 3.465 |
| Kalimantan Tengah | 3.955 | 4.000 | 4.125 | 4.192 | 4.192 | 4.192 | 3.946 |
| Kalimantan Selatan | 3.377 | 3.377 | 3.377 | 3.377 | 3.377 | 3.377 | 3.377 |
| Kalimantan Timur | 5.500 | 5.500 | 5.500 | 5.550 | 5.600 | 5.600 | 5.362 |
| Sulawesi Utara | 4.954 | 5.021 | 5.021 | 5.021 | 5.021 | 5.021 | 4.982 |
| Sulawesi Tengah | 3.806 | 3.833 | 3.833 | 3.861 | 3.861 | 3.861 | 3.813 |
| Sulawesi Selatan | 4.571 | 4.700 | 4.767 | 5.077 | 5.115 | 5.042 | 4.603 |
| Sulawesi Tenggara | 4.441 | 4.441 | 4.441 | 4.441 | 4.529 | 4.529 | 4.481 |
| Gorontalo | 3.863 | 3.880 | 3.913 | 3.830 | 3.830 | 3.830 | 3.855 |
| Sulawesi Barat | 3.708 | 3.708 | 3.750 | 3.792 | 3.792 | 3.792 | 3.803 |
| Maluku | 5.708 | 6.625 | 6.625 | 6.625 | 6.625 | 6.625 | 5.942 |
| Maluku Utara | 8.286 | 8.286 | 8.286 | 8.286 | 8.286 | 6.600 | 7.641 |
| Papua Barat | 5.400 | 5.600 | 5.600 | 5.600 | 6.000 | 6.000 | 5.408 |
| Papua | 5.767 | 5.767 | 5.767 | 5.767 | 5.767 | 5.767 | 5.733 |
| Nasional | 4.873 | 4.924 | 4.956 | 4.989 | 5.040 | 5.029 | 4.791 |

Tabel 5.13
Harga Konsumen Pedesaan Kelompok Kesehatan, 2008
Pasta Gigi (Rp/Tube= 75 gr)

| Provinsi | Januari | Februari | Maret | April | Mei | Juni |
|--------------------------|--------------|--------------|--------------|--------------|--------------|--------------|
| (1) | (2) | (3) | (4) | (5) | (6) | (7) |
| Nanggroe Aceh Darussalam | 3.364 | 3.674 | 3.625 | 3.152 | 3.239 | 3.326 |
| Sumatera Utara | 3.185 | 3.205 | 3.268 | 3.262 | 3.303 | 3.435 |
| Sumatera Barat | 3.295 | 3.392 | 3.479 | 3.486 | 3.486 | 3.596 |
| Riau | 3.262 | 3.286 | 3.455 | 3.455 | 3.477 | 3.568 |
| Jambi | 2.722 | 2.921 | 2.921 | 2.921 | 2.921 | 2.921 |
| Sumatera Selatan | 2.440 | 2.567 | 2.530 | 2.702 | 2.690 | 2.740 |
| Bengkulu | 2.650 | 2.738 | 2.758 | 2.811 | 2.873 | 2.962 |
| Lampung | 2.800 | 2.717 | 2.771 | 2.771 | 2.792 | 2.823 |
| Bangka Belitung | 3.000 | 3.022 | 3.022 | 3.152 | 3.140 | 3.020 |
| Kepulauan Riau | 3.708 | 3.800 | 3.800 | 4.091 | 4.318 | 4.364 |
| Jawa Barat | 2.368 | 2.414 | 2.427 | 2.438 | 2.485 | 2.583 |
| Jawa Tengah | 2.448 | 2.467 | 2.471 | 2.499 | 2.529 | 2.568 |
| D. I. Yogyakarta | 2.326 | 2.291 | 2.347 | 2.399 | 2.416 | 2.455 |
| Jawa Timur | 2.599 | 2.629 | 2.657 | 2.710 | 2.749 | 2.797 |
| Banten | 2.745 | 2.733 | 2.818 | 3.279 | 3.148 | 3.144 |
| Bali | 3.202 | 3.298 | 3.237 | 3.381 | 3.329 | 3.415 |
| Nusa Tenggara Barat | 3.108 | 3.066 | 3.220 | 3.181 | 3.342 | 3.222 |
| Nusa Tenggara Timur | 3.435 | 3.491 | 3.424 | 3.516 | 3.516 | 3.703 |
| Kalimantan Barat | 3.211 | 3.181 | 3.394 | 3.417 | 3.361 | 3.377 |
| Kalimantan Tengah | 3.500 | 3.550 | 3.525 | 3.588 | 3.663 | 3.857 |
| Kalimantan Selatan | 2.945 | 2.945 | 2.902 | 2.971 | 2.895 | 2.950 |
| Kalimantan Timur | 4.316 | 4.696 | 4.517 | 4.554 | 4.605 | 4.784 |
| Sulawesi Utara | 3.337 | 3.337 | 3.337 | 3.519 | 3.519 | 3.482 |
| Sulawesi Tengah | 2.981 | 2.981 | 3.007 | 3.046 | 3.072 | 3.099 |
| Sulawesi Selatan | 2.988 | 2.905 | 2.923 | 2.952 | 3.100 | 3.100 |
| Sulawesi Tenggara | 2.850 | 2.870 | 2.903 | 2.845 | 2.900 | 2.900 |
| Gorontalo | 3.089 | 2.997 | 3.072 | 3.072 | 3.134 | 3.166 |
| Sulawesi Barat | 2.530 | 2.880 | 2.902 | 3.064 | 3.159 | 3.159 |
| Maluku | 4.099 | 4.142 | 4.453 | 4.586 | 4.707 | 4.666 |
| Maluku Utara | 3.964 | 3.964 | 4.306 | 4.719 | 4.821 | 4.893 |
| Papua Barat | 4.864 | 4.864 | 4.864 | 4.773 | 4.773 | 4.950 |
| Papua | 4.367 | 4.367 | 4.167 | 4.342 | 4.167 | 4.357 |
| Nasional | 3.178 | 3.231 | 3.266 | 3.333 | 3.363 | 3.418 |

Tabel 5.13: Lanjutan

| Provinsi | Juli | Agustus | September | Oktober | November | Desember | Rata-rata |
|--------------------------|--------------|----------------|------------------|----------------|-----------------|-----------------|------------------|
| (1) | (8) | (9) | (10) | (11) | (12) | (13) | (14) |
| Nanggroe Aceh Darussalam | 3.370 | 3.370 | 3.370 | 3.370 | 3.354 | 3.400 | 3.384 |
| Sumatera Utara | 3.435 | 3.476 | 3.476 | 3.500 | 3.500 | 3.503 | 3.379 |
| Sumatera Barat | 3.628 | 3.662 | 3.623 | 3.716 | 3.679 | 3.773 | 3.568 |
| Riau | 3.682 | 3.682 | 3.667 | 3.696 | 3.895 | 3.789 | 3.576 |
| Jambi | 2.921 | 2.921 | 2.947 | 2.947 | 2.947 | 2.941 | 2.913 |
| Sumatera Selatan | 2.721 | 2.721 | 2.702 | 2.702 | 2.802 | 2.820 | 2.678 |
| Bengkulu | 2.944 | 3.074 | 3.093 | 3.102 | 3.139 | 3.321 | 2.955 |
| Lampung | 2.827 | 2.827 | 2.860 | 2.893 | 2.983 | 2.967 | 2.836 |
| Bangka Belitung | 3.100 | 3.100 | 3.111 | 3.111 | 3.207 | 3.207 | 3.099 |
| Kepulauan Riau | 4.364 | 4.409 | 4.500 | 4.136 | 4.127 | 3.989 | 4.134 |
| Jawa Barat | 2.610 | 2.621 | 2.652 | 2.661 | 2.668 | 2.706 | 2.553 |
| Jawa Tengah | 2.580 | 2.592 | 2.599 | 2.606 | 2.620 | 2.625 | 2.550 |
| D. I. Yogyakarta | 2.534 | 2.588 | 2.600 | 2.607 | 2.648 | 2.617 | 2.486 |
| Jawa Timur | 2.825 | 2.825 | 2.836 | 2.846 | 2.859 | 2.869 | 2.767 |
| Banten | 3.196 | 3.216 | 3.236 | 3.268 | 3.268 | 3.268 | 3.110 |
| Bali | 3.429 | 3.459 | 3.538 | 3.524 | 3.509 | 3.509 | 3.402 |
| Nusa Tenggara Barat | 3.254 | 3.282 | 3.350 | 3.337 | 3.287 | 3.343 | 3.249 |
| Nusa Tenggara Timur | 3.823 | 3.839 | 3.823 | 3.833 | 3.883 | 4.086 | 3.698 |
| Kalimantan Barat | 3.384 | 3.384 | 3.372 | 3.380 | 3.380 | 3.403 | 3.354 |
| Kalimantan Tengah | 3.950 | 3.975 | 3.929 | 3.929 | 3.929 | 3.976 | 3.781 |
| Kalimantan Selatan | 3.059 | 3.066 | 3.064 | 3.081 | 3.081 | 3.028 | 2.999 |
| Kalimantan Timur | 4.784 | 4.802 | 4.838 | 4.838 | 4.855 | 4.945 | 4.711 |
| Sulawesi Utara | 3.482 | 3.524 | 3.540 | 3.518 | 3.293 | 3.454 | 3.445 |
| Sulawesi Tengah | 3.086 | 3.151 | 3.151 | 3.151 | 3.151 | 3.151 | 3.086 |
| Sulawesi Selatan | 3.143 | 3.138 | 3.200 | 3.209 | 3.276 | 3.110 | 3.087 |
| Sulawesi Tenggara | 2.920 | 2.920 | 2.980 | 2.980 | 2.980 | 3.000 | 2.921 |
| Gorontalo | 2.884 | 2.930 | 2.963 | 2.935 | 2.939 | 2.939 | 3.010 |
| Sulawesi Barat | 3.159 | 3.190 | 3.214 | 3.182 | 3.250 | 3.250 | 3.078 |
| Maluku | 4.666 | 4.923 | 4.923 | 4.846 | 4.923 | 4.923 | 4.655 |
| Maluku Utara | 4.893 | 4.893 | 4.893 | 4.893 | 4.929 | 5.000 | 4.681 |
| Papua Barat | 5.250 | 5.150 | 5.200 | 5.100 | 5.700 | 5.700 | 5.099 |
| Papua | 4.457 | 4.457 | 4.543 | 4.609 | 4.262 | 4.333 | 4.369 |
| Nasional | 3.449 | 3.474 | 3.494 | 3.484 | 3.510 | 3.530 | 3.394 |

Tabel 5.14
Harga Konsumen Pedesaan Kelompok Kesehatan, 2008
Sabun Mandi (Rp/Kemasan= 100 gr)

| Provinsi | Januari | Februari | Maret | April | Mei | Juni |
|--------------------------|--------------|--------------|--------------|--------------|--------------|--------------|
| (1) | (2) | (3) | (4) | (5) | (6) | (7) |
| Nanggroe Aceh Darussalam | 2.059 | 2.118 | 2.059 | 2.044 | 2.088 | 2.206 |
| Sumatera Utara | 1.863 | 1.964 | 1.985 | 1.987 | 2.055 | 2.140 |
| Sumatera Barat | 1.742 | 1.749 | 1.819 | 1.826 | 1.861 | 1.912 |
| Riau | 2.003 | 2.008 | 2.008 | 2.097 | 2.110 | 2.110 |
| Jambi | 1.748 | 1.790 | 1.803 | 1.870 | 1.900 | 1.955 |
| Sumatera Selatan | 1.890 | 1.842 | 1.824 | 1.898 | 1.886 | 1.946 |
| Bengkulu | 1.846 | 1.880 | 2.203 | 1.916 | 1.924 | 1.929 |
| Lampung | 1.711 | 1.717 | 1.723 | 1.704 | 1.734 | 1.754 |
| Bangka Belitung | 1.828 | 1.834 | 1.834 | 1.834 | 1.934 | 1.991 |
| Kepulauan Riau | 1.810 | 1.750 | 1.969 | 2.000 | 2.000 | 2.059 |
| Jawa Barat | 1.590 | 1.594 | 1.591 | 1.614 | 1.661 | 1.763 |
| Jawa Tengah | 1.543 | 1.570 | 1.595 | 1.649 | 1.699 | 1.737 |
| D. I. Yogyakarta | 1.418 | 1.491 | 1.519 | 1.638 | 1.688 | 1.773 |
| Jawa Timur | 1.554 | 1.591 | 1.620 | 1.680 | 1.733 | 1.814 |
| Banten | 1.686 | 1.670 | 1.687 | 1.693 | 1.759 | 1.789 |
| Bali | 1.746 | 1.739 | 1.859 | 1.832 | 1.899 | 2.006 |
| Nusa Tenggara Barat | 1.591 | 1.604 | 1.626 | 1.651 | 1.721 | 1.838 |
| Nusa Tenggara Timur | 2.157 | 2.218 | 2.214 | 2.388 | 2.469 | 2.577 |
| Kalimantan Barat | 1.794 | 1.847 | 1.854 | 1.934 | 1.952 | 1.955 |
| Kalimantan Tengah | 1.906 | 1.931 | 1.911 | 1.883 | 1.883 | 1.975 |
| Kalimantan Selatan | 1.568 | 1.569 | 1.624 | 1.698 | 1.761 | 1.812 |
| Kalimantan Timur | 2.083 | 2.078 | 2.038 | 1.994 | 2.022 | 2.139 |
| Sulawesi Utara | 1.822 | 1.857 | 1.981 | 1.943 | 1.965 | 1.968 |
| Sulawesi Tengah | 1.902 | 1.879 | 1.909 | 1.960 | 1.960 | 2.055 |
| Sulawesi Selatan | 1.648 | 1.655 | 1.800 | 1.851 | 1.869 | 1.869 |
| Sulawesi Tenggara | 1.891 | 1.884 | 1.909 | 1.869 | 1.976 | 2.022 |
| Gorontalo | 1.633 | 1.702 | 1.844 | 1.850 | 1.922 | 2.022 |
| Sulawesi Barat | 1.884 | 1.974 | 1.965 | 2.008 | 2.036 | 2.103 |
| Maluku | 2.536 | 2.500 | 2.513 | 2.513 | 2.405 | 2.432 |
| Maluku Utara | 2.379 | 2.414 | 2.406 | 2.500 | 2.404 | 2.462 |
| Papua Barat | 2.295 | 2.262 | 2.286 | 2.286 | 2.286 | 2.425 |
| Papua | 2.864 | 2.879 | 2.721 | 2.817 | 2.726 | 2.821 |
| Nasional | 1.875 | 1.892 | 1.928 | 1.951 | 1.978 | 2.043 |

Tabel 5.14: Lanjutan

| Provinsi | Juli | Agustus | September | Oktober | November | Desember | Rata-rata |
|--------------------------|--------------|----------------|------------------|----------------|-----------------|-----------------|------------------|
| (1) | (8) | (9) | (10) | (11) | (12) | (13) | (14) |
| Nanggroe Aceh Darussalam | 2.206 | 2.250 | 2.300 | 2.324 | 2.324 | 2.276 | 2.188 |
| Sumatera Utara | 2.167 | 2.167 | 2.196 | 2.233 | 2.313 | 2.327 | 2.116 |
| Sumatera Barat | 1.972 | 2.012 | 1.989 | 2.027 | 1.981 | 1.996 | 1.907 |
| Riau | 2.200 | 2.282 | 2.282 | 2.357 | 2.371 | 2.339 | 2.181 |
| Jambi | 1.985 | 1.983 | 1.983 | 1.983 | 1.983 | 1.965 | 1.912 |
| Sumatera Selatan | 2.011 | 2.004 | 1.958 | 1.958 | 2.029 | 2.029 | 1.940 |
| Bengkulu | 1.929 | 1.979 | 1.994 | 1.994 | 2.009 | 2.067 | 1.973 |
| Lampung | 1.760 | 1.799 | 1.849 | 1.811 | 1.818 | 1.842 | 1.768 |
| Bangka Belitung | 2.106 | 2.120 | 2.124 | 2.137 | 2.154 | 2.160 | 2.005 |
| Kepulauan Riau | 2.059 | 2.083 | 2.139 | 2.194 | 2.158 | 2.233 | 2.038 |
| Jawa Barat | 1.807 | 1.811 | 1.845 | 1.857 | 1.863 | 1.877 | 1.739 |
| Jawa Tengah | 1.753 | 1.760 | 1.773 | 1.789 | 1.794 | 1.794 | 1.705 |
| D. I. Yogyakarta | 1.767 | 1.828 | 1.829 | 1.847 | 1.823 | 1.795 | 1.701 |
| Jawa Timur | 1.843 | 1.853 | 1.856 | 1.858 | 1.869 | 1.870 | 1.762 |
| Banten | 1.889 | 1.940 | 1.956 | 2.008 | 2.019 | 2.469 | 1.880 |
| Bali | 2.050 | 2.085 | 2.115 | 2.108 | 2.097 | 2.124 | 1.972 |
| Nusa Tenggara Barat | 1.884 | 1.889 | 1.918 | 1.918 | 1.938 | 1.938 | 1.793 |
| Nusa Tenggara Timur | 2.568 | 2.568 | 2.568 | 2.586 | 2.595 | 2.554 | 2.455 |
| Kalimantan Barat | 1.955 | 1.955 | 1.955 | 1.955 | 1.963 | 1.973 | 1.925 |
| Kalimantan Tengah | 2.003 | 2.115 | 2.166 | 2.207 | 2.245 | 2.245 | 2.039 |
| Kalimantan Selatan | 1.882 | 1.893 | 1.889 | 1.839 | 1.856 | 1.845 | 1.770 |
| Kalimantan Timur | 2.192 | 2.192 | 2.192 | 2.218 | 2.245 | 2.245 | 2.137 |
| Sulawesi Utara | 1.953 | 1.944 | 1.973 | 1.955 | 1.955 | 2.093 | 1.951 |
| Sulawesi Tengah | 2.146 | 2.146 | 2.146 | 2.159 | 2.159 | 2.159 | 2.048 |
| Sulawesi Selatan | 1.951 | 1.965 | 1.992 | 1.987 | 2.094 | 2.082 | 1.897 |
| Sulawesi Tenggara | 2.080 | 2.080 | 2.080 | 2.091 | 2.140 | 2.188 | 2.018 |
| Gorontalo | 2.044 | 2.044 | 2.044 | 2.262 | 2.242 | 2.200 | 1.984 |
| Sulawesi Barat | 2.103 | 2.103 | 2.103 | 2.116 | 2.211 | 2.170 | 2.065 |
| Maluku | 2.432 | 2.375 | 2.425 | 2.375 | 2.425 | 2.425 | 2.446 |
| Maluku Utara | 2.577 | 2.577 | 2.577 | 2.577 | 2.577 | 2.609 | 2.505 |
| Papua Barat | 2.685 | 2.785 | 2.835 | 2.860 | 2.860 | 2.860 | 2.560 |
| Papua | 2.833 | 2.856 | 2.856 | 2.844 | 2.814 | 2.783 | 2.818 |
| Nasional | 2.087 | 2.108 | 2.122 | 2.139 | 2.154 | 2.173 | 2.037 |

Tabel 5.15
Harga Konsumen Pedesaan Kelompok Kesehatan, 2008
Bedak (Rp/Bungkus Plastik)

| Provinsi | Januari | Februari | Maret | April | Mei | Juni |
|--------------------------|--------------|--------------|--------------|--------------|--------------|--------------|
| (1) | (2) | (3) | (4) | (5) | (6) | (7) |
| Nanggroe Aceh Darussalam | 1.500 | 1.500 | 1.667 | 1.667 | 1.667 | 1.667 |
| Sumatera Utara | 1.771 | 1.393 | 1.450 | 1.450 | 1.450 | 1.512 |
| Sumatera Barat | 1.191 | 1.191 | 1.191 | 1.191 | 1.191 | 1.291 |
| Riau | 1.525 | 1.525 | 1.467 | 1.522 | 1.522 | 1.578 |
| Jambi | 1.036 | 1.218 | 1.218 | 1.218 | 1.218 | 1.218 |
| Sumatera Selatan | 2.546 | 2.300 | 2.177 | 2.292 | 2.292 | 2.292 |
| Bengkulu | 1.238 | 1.300 | 1.300 | 1.327 | 1.360 | 1.360 |
| Lampung | 1.119 | 1.207 | 1.431 | 1.431 | 1.431 | 1.431 |
| Bangka Belitung | 2.233 | 2.233 | 2.233 | 2.233 | 2.240 | 2.240 |
| Kepulauan Riau | 1.750 | 1.750 | 1.750 | 1.750 | 1.750 | 1.767 |
| Jawa Barat | 1.342 | 1.353 | 1.377 | 1.416 | 1.439 | 1.447 |
| Jawa Tengah | 1.537 | 1.473 | 1.535 | 1.563 | 1.571 | 1.593 |
| D. I. Yogyakarta | 1.008 | 1.008 | 1.162 | 1.162 | 1.162 | 1.181 |
| Jawa Timur | 1.019 | 1.019 | 1.019 | 1.025 | 1.057 | 1.059 |
| Banten | 1.042 | 1.042 | 1.035 | 1.112 | 1.112 | 1.112 |
| Bali | 3.813 | 3.813 | 3.813 | 3.813 | 3.813 | 3.813 |
| Nusa Tenggara Barat | 2.564 | 2.609 | 2.627 | 2.627 | 1.933 | 1.967 |
| Nusa Tenggara Timur | 2.250 | 2.833 | 2.833 | 3.190 | 3.300 | 3.194 |
| Kalimantan Barat | 1.359 | 1.422 | 1.422 | 1.422 | 1.422 | 1.453 |
| Kalimantan Tengah | 2.200 | 2.792 | 2.792 | 2.731 | 3.042 | 3.167 |
| Kalimantan Selatan | 1.240 | 1.240 | 1.158 | 1.146 | 1.113 | 1.113 |
| Kalimantan Timur | 2.000 | 2.000 | 2.000 | 2.100 | 2.100 | 2.100 |
| Sulawesi Utara | 2.880 | 2.718 | 2.936 | 2.936 | 2.936 | 2.936 |
| Sulawesi Tengah | 1.261 | 1.274 | 1.331 | 1.331 | 1.331 | 1.262 |
| Sulawesi Selatan | 1.689 | 1.550 | 1.458 | 1.458 | 1.500 | 1.500 |
| Sulawesi Tenggara | 2.053 | 2.071 | 2.060 | 2.080 | 2.024 | 2.117 |
| Gorontalo | 2.875 | 3.045 | 2.500 | 2.409 | 2.432 | 2.432 |
| Sulawesi Barat | 1.654 | 1.662 | 1.579 | 1.700 | 1.675 | 1.815 |
| Maluku | 2.750 | 2.768 | 2.750 | 2.750 | 2.750 | 2.768 |
| Maluku Utara | 2.611 | 2.611 | 2.611 | 2.450 | 2.500 | 2.500 |
| Papua Barat | 2.167 | 2.167 | 2.417 | 2.417 | 2.417 | 2.417 |
| Papua | 2.450 | 2.450 | 2.660 | 2.660 | 2.660 | 2.660 |
| Nasional | 1.865 | 1.892 | 1.905 | 1.924 | 1.919 | 1.936 |

Tabel 5.15: Lanjutan

| Provinsi | Juli | Agustus | September | Oktober | November | Desember | Rata-rata |
|--------------------------|--------------|----------------|------------------|----------------|-----------------|-----------------|------------------|
| (1) | (8) | (9) | (10) | (11) | (12) | (13) | (14) |
| Nanggroe Aceh Darussalam | 1.667 | 1.667 | 1.667 | 1.667 | 1.667 | 1.667 | 1.639 |
| Sumatera Utara | 1.512 | 1.512 | 1.550 | 1.546 | 1.618 | 1.654 | 1.535 |
| Sumatera Barat | 1.626 | 1.626 | 1.626 | 1.656 | 1.722 | 1.388 | 1.407 |
| Riau | 1.688 | 1.688 | 1.722 | 1.722 | 1.722 | 1.722 | 1.617 |
| Jambi | 1.218 | 1.218 | 1.273 | 1.273 | 1.273 | 1.273 | 1.221 |
| Sumatera Selatan | 2.292 | 2.292 | 2.696 | 2.581 | 2.581 | 2.581 | 2.410 |
| Bengkulu | 1.360 | 1.360 | 1.360 | 1.380 | 1.380 | 1.467 | 1.349 |
| Lampung | 1.431 | 1.431 | 1.431 | 1.493 | 1.493 | 1.493 | 1.402 |
| Bangka Belitung | 2.240 | 2.240 | 2.373 | 2.373 | 2.373 | 2.373 | 2.282 |
| Kepulauan Riau | 1.767 | 2.017 | 2.017 | 2.017 | 2.100 | 2.100 | 1.878 |
| Jawa Barat | 1.400 | 1.592 | 1.580 | 1.605 | 1.611 | 1.662 | 1.485 |
| Jawa Tengah | 1.569 | 1.721 | 1.624 | 1.642 | 1.643 | 1.613 | 1.590 |
| D. I. Yogyakarta | 1.181 | 1.181 | 1.181 | 1.181 | 1.181 | 1.181 | 1.147 |
| Jawa Timur | 1.074 | 1.078 | 1.085 | 1.084 | 1.118 | 1.103 | 1.062 |
| Banten | 1.112 | 1.185 | 1.146 | 1.338 | 1.377 | 1.338 | 1.163 |
| Bali | 3.813 | 3.813 | 3.813 | 3.813 | 3.813 | 3.813 | 3.813 |
| Nusa Tenggara Barat | 1.967 | 1.967 | 1.967 | 1.967 | 2.056 | 2.056 | 2.192 |
| Nusa Tenggara Timur | 3.194 | 3.324 | 3.353 | 3.397 | 3.397 | 3.456 | 3.144 |
| Kalimantan Barat | 1.453 | 1.453 | 1.453 | 1.453 | 1.453 | 1.453 | 1.435 |
| Kalimantan Tengah | 3.167 | 3.458 | 3.727 | 3.727 | 3.727 | 3.727 | 3.188 |
| Kalimantan Selatan | 1.107 | 992 | 992 | 977 | 975 | 1.000 | 1.088 |
| Kalimantan Timur | 2.100 | 2.100 | 2.100 | 2.100 | 2.100 | 2.100 | 2.075 |
| Sulawesi Utara | 2.971 | 2.971 | 2.971 | 3.059 | 3.059 | 3.864 | 3.020 |
| Sulawesi Tengah | 1.291 | 1.321 | 1.321 | 1.321 | 1.321 | 1.321 | 1.307 |
| Sulawesi Selatan | 1.500 | 1.500 | 1.500 | 1.500 | 1.583 | 1.542 | 1.523 |
| Sulawesi Tenggara | 2.140 | 2.140 | 2.140 | 2.140 | 2.140 | 2.425 | 2.127 |
| Gorontalo | 2.295 | 2.375 | 2.375 | 2.523 | 2.344 | 2.344 | 2.496 |
| Sulawesi Barat | 1.815 | 1.815 | 1.815 | 1.815 | 1.815 | 1.815 | 1.748 |
| Maluku | 2.768 | 2.775 | 2.775 | 2.775 | 2.775 | 2.775 | 2.765 |
| Maluku Utara | 2.667 | 2.667 | 2.667 | 2.667 | 2.667 | 2.667 | 2.607 |
| Papua Barat | 2.417 | 2.417 | 2.417 | 2.417 | 2.467 | 2.467 | 2.383 |
| Papua | 2.660 | 2.660 | 2.660 | 2.660 | 2.660 | 2.670 | 2.626 |
| Nasional | 1.952 | 1.986 | 2.012 | 2.027 | 2.038 | 2.066 | 1.960 |

Tabel 5.16
Harga Konsumen Pedesaan Kelompok Kesehatan, 2008
Minyak Rambut (Rp/Botol=100 gr)

| Provinsi | Januari | Februari | Maret | April | Mei | Juni |
|--------------------------|--------------|--------------|--------------|--------------|--------------|--------------|
| (1) | (2) | (3) | (4) | (5) | (6) | (7) |
| Nanggroe Aceh Darussalam | 5.300 | 5.260 | 5.320 | 5.320 | 5.420 | 5.420 |
| Sumatera Utara | 5.313 | 5.294 | 5.578 | 5.572 | 5.634 | 5.597 |
| Sumatera Barat | 5.063 | 4.979 | 4.979 | 5.063 | 5.188 | 5.313 |
| Riau | 7.083 | 7.206 | 7.024 | 7.024 | 6.886 | 6.932 |
| Jambi | 4.563 | 4.833 | 5.700 | 5.700 | 5.700 | 5.842 |
| Sumatera Selatan | 4.525 | 4.765 | 4.705 | 4.775 | 4.711 | 4.675 |
| Bengkulu | 5.464 | 5.536 | 5.287 | 5.287 | 5.287 | 5.327 |
| Lampung | 5.619 | 5.690 | 5.886 | 5.886 | 5.909 | 5.909 |
| Bangka Belitung | 5.526 | 5.526 | 5.526 | 5.632 | 6.109 | 6.109 |
| Kepulauan Riau | 6.167 | 7.125 | 6.778 | 6.944 | 6.944 | 7.111 |
| Jawa Barat | 4.073 | 4.062 | 4.084 | 4.102 | 4.120 | 4.237 |
| Jawa Tengah | 4.154 | 4.227 | 4.194 | 4.209 | 4.251 | 4.317 |
| D. I. Yogyakarta | 4.106 | 3.708 | 3.784 | 3.888 | 3.975 | 3.975 |
| Jawa Timur | 4.471 | 4.447 | 4.505 | 4.551 | 4.592 | 4.636 |
| Banten | 4.365 | 4.273 | 4.654 | 4.767 | 4.750 | 4.750 |
| Bali | 5.031 | 4.718 | 4.685 | 4.694 | 4.867 | 4.969 |
| Nusa Tenggara Barat | 7.444 | 7.263 | 7.400 | 6.663 | 6.611 | 6.600 |
| Nusa Tenggara Timur | 5.390 | 5.331 | 5.303 | 5.288 | 5.303 | 5.375 |
| Kalimantan Barat | 6.991 | 7.935 | 7.500 | 7.621 | 7.652 | 7.652 |
| Kalimantan Tengah | 5.021 | 5.021 | 5.300 | 5.111 | 5.173 | 5.327 |
| Kalimantan Selatan | 5.361 | 5.361 | 5.023 | 5.188 | 5.315 | 5.423 |
| Kalimantan Timur | 8.075 | 7.864 | 7.458 | 7.587 | 7.587 | 7.896 |
| Sulawesi Utara | 4.909 | 4.909 | 4.909 | 5.077 | 5.077 | 5.077 |
| Sulawesi Tengah | 6.375 | 6.348 | 6.484 | 6.484 | 6.469 | 6.452 |
| Sulawesi Selatan | 8.333 | 7.250 | 6.625 | 6.688 | 6.688 | 6.688 |
| Sulawesi Tenggara | 6.309 | 6.278 | 6.433 | 6.296 | 6.429 | 6.590 |
| Gorontalo | 5.368 | 5.438 | 5.897 | 5.897 | 5.956 | 6.016 |
| Sulawesi Barat | 5.444 | 6.286 | 6.050 | 6.190 | 6.400 | 6.400 |
| Maluku | 6.488 | 6.522 | 6.522 | 6.500 | 6.500 | 6.542 |
| Maluku Utara | 8.611 | 8.611 | 8.750 | 8.944 | 9.000 | 9.000 |
| Papua Barat | 8.273 | 8.750 | 8.750 | 8.900 | 8.900 | 9.889 |
| Papua | 9.000 | 9.393 | 8.575 | 8.794 | 7.500 | 7.850 |
| Nasional | 5.882 | 5.944 | 5.927 | 5.958 | 5.966 | 6.059 |

Tabel 5.16: Lanjutan

| Provinsi | Juli | Agustus | September | Oktober | November | Desember | Rata-rata |
|--------------------------|--------------|----------------|------------------|----------------|-----------------|-----------------|------------------|
| (1) | (8) | (9) | (10) | (11) | (12) | (13) | (14) |
| Nanggroe Aceh Darussalam | 5.480 | 5.480 | 5.500 | 5.717 | 5.560 | 5.619 | 5.450 |
| Sumatera Utara | 5.597 | 5.666 | 5.734 | 5.734 | 5.993 | 6.011 | 5.644 |
| Sumatera Barat | 5.333 | 5.375 | 5.440 | 5.538 | 5.596 | 5.952 | 5.318 |
| Riau | 7.159 | 7.229 | 7.587 | 7.674 | 7.139 | 7.083 | 7.169 |
| Jambi | 5.737 | 5.763 | 5.868 | 5.868 | 5.868 | 6.029 | 5.623 |
| Sumatera Selatan | 4.667 | 4.667 | 4.571 | 4.571 | 4.636 | 4.636 | 4.659 |
| Bengkulu | 5.338 | 5.400 | 5.400 | 5.427 | 5.427 | 5.962 | 5.428 |
| Lampung | 5.909 | 5.909 | 5.909 | 5.909 | 5.775 | 5.737 | 5.837 |
| Bangka Belitung | 6.109 | 6.241 | 6.241 | 6.241 | 6.241 | 6.310 | 5.984 |
| Kepulauan Riau | 7.111 | 7.100 | 8.000 | 7.909 | 7.273 | 7.556 | 7.168 |
| Jawa Barat | 4.387 | 4.409 | 4.276 | 4.286 | 4.316 | 4.390 | 4.229 |
| Jawa Tengah | 4.350 | 4.389 | 4.397 | 4.374 | 4.381 | 4.389 | 4.303 |
| D. I. Yogyakarta | 3.976 | 3.924 | 3.897 | 4.003 | 4.003 | 4.003 | 3.937 |
| Jawa Timur | 4.665 | 4.678 | 4.666 | 4.681 | 4.687 | 4.679 | 4.605 |
| Banten | 4.964 | 5.036 | 5.036 | 5.071 | 5.071 | 5.357 | 4.841 |
| Bali | 4.903 | 4.935 | 5.194 | 5.203 | 5.234 | 5.234 | 4.972 |
| Nusa Tenggara Barat | 6.600 | 6.600 | 6.600 | 6.600 | 6.975 | 6.975 | 6.861 |
| Nusa Tenggara Timur | 5.409 | 5.530 | 5.530 | 5.500 | 5.500 | 5.567 | 5.419 |
| Kalimantan Barat | 7.652 | 7.652 | 7.652 | 7.333 | 7.333 | 7.333 | 7.525 |
| Kalimantan Tengah | 5.438 | 5.440 | 5.500 | 5.500 | 5.104 | 5.104 | 5.253 |
| Kalimantan Selatan | 5.680 | 5.543 | 5.400 | 5.481 | 5.481 | 5.675 | 5.411 |
| Kalimantan Timur | 7.896 | 7.979 | 7.979 | 8.063 | 8.180 | 8.260 | 7.902 |
| Sulawesi Utara | 4.757 | 4.700 | 4.700 | 4.842 | 4.842 | 5.389 | 4.932 |
| Sulawesi Tengah | 6.452 | 6.452 | 6.452 | 6.484 | 6.484 | 6.484 | 6.452 |
| Sulawesi Selatan | 6.583 | 6.583 | 6.583 | 6.583 | 7.067 | 7.067 | 6.895 |
| Sulawesi Tenggara | 6.841 | 6.841 | 6.841 | 6.841 | 6.841 | 6.735 | 6.606 |
| Gorontalo | 6.125 | 5.635 | 5.712 | 5.922 | 6.083 | 6.083 | 5.844 |
| Sulawesi Barat | 6.417 | 6.417 | 6.417 | 6.417 | 6.417 | 6.458 | 6.276 |
| Maluku | 6.542 | 7.542 | 7.577 | 7.577 | 7.500 | 7.500 | 6.943 |
| Maluku Utara | 9.000 | 9.000 | 9.000 | 9.000 | 9.000 | 8.857 | 8.898 |
| Papua Barat | 11.000 | 11.000 | 11.000 | 11.000 | 11.000 | 11.000 | 9.955 |
| Papua | 7.952 | 7.952 | 8.000 | 8.000 | 7.632 | 7.567 | 8.185 |
| Nasional | 6.126 | 6.158 | 6.208 | 6.230 | 6.207 | 6.281 | 6.079 |

Tabel 5.17
Harga Konsumen Pedesaan Kelompok Kesehatan, 2008
Tarif Gunting Rambut (Rp/Kepala)

| Provinsi | Januari | Februari | Maret | April | Mei | Juni |
|--------------------------|--------------|--------------|--------------|--------------|--------------|--------------|
| (1) | (2) | (3) | (4) | (5) | (6) | (7) |
| Nanggroe Aceh Darussalam | 6.839 | 6.903 | 6.903 | 6.793 | 6.793 | 6.793 |
| Sumatera Utara | 6.391 | 6.545 | 6.439 | 6.447 | 6.526 | 6.561 |
| Sumatera Barat | 5.810 | 5.949 | 6.170 | 6.222 | 6.289 | 6.422 |
| Riau | 7.386 | 7.667 | 7.867 | 7.849 | 8.047 | 8.047 |
| Jambi | 5.917 | 5.775 | 5.775 | 5.833 | 5.889 | 6.056 |
| Sumatera Selatan | 6.233 | 6.221 | 6.144 | 6.314 | 6.134 | 6.407 |
| Bengkulu | 5.500 | 5.553 | 5.667 | 5.718 | 5.686 | 5.743 |
| Lampung | 5.500 | 5.500 | 5.500 | 5.500 | 5.342 | 5.395 |
| Bangka Belitung | 7.704 | 7.724 | 7.724 | 7.724 | 7.766 | 7.859 |
| Kepulauan Riau | 7.225 | 7.031 | 7.031 | 6.964 | 7.107 | 7.107 |
| Jawa Barat | 6.169 | 6.166 | 6.208 | 6.245 | 6.267 | 6.238 |
| Jawa Tengah | 4.859 | 4.899 | 4.908 | 4.872 | 4.913 | 4.969 |
| D. I. Yogyakarta | 4.060 | 4.385 | 4.256 | 4.270 | 4.250 | 4.325 |
| Jawa Timur | 4.730 | 4.777 | 4.771 | 4.763 | 4.822 | 4.828 |
| Banten | 5.750 | 5.708 | 5.764 | 6.449 | 6.633 | 6.683 |
| Bali | 5.257 | 5.378 | 4.792 | 4.803 | 5.500 | 5.513 |
| Nusa Tenggara Barat | 5.000 | 5.143 | 5.143 | 5.143 | 5.143 | 5.471 |
| Nusa Tenggara Timur | 9.342 | 9.342 | 9.342 | 9.342 | 9.342 | 9.342 |
| Kalimantan Barat | 7.193 | 7.153 | 7.254 | 7.156 | 7.172 | 7.189 |
| Kalimantan Tengah | 8.603 | 8.338 | 8.256 | 8.244 | 8.390 | 8.500 |
| Kalimantan Selatan | 5.260 | 5.260 | 5.286 | 5.300 | 5.300 | 5.300 |
| Kalimantan Timur | 8.404 | 9.017 | 9.561 | 9.591 | 9.591 | 9.468 |
| Sulawesi Utara | 6.958 | 7.021 | 7.021 | 7.089 | 7.089 | 7.283 |
| Sulawesi Tengah | 8.010 | 8.104 | 8.128 | 8.024 | 8.098 | 8.226 |
| Sulawesi Selatan | 5.429 | 5.464 | 5.833 | 5.833 | 6.000 | 6.250 |
| Sulawesi Tenggara | 9.293 | 9.105 | 8.676 | 8.676 | 8.676 | 8.676 |
| Gorontalo | 9.250 | 8.917 | 8.400 | 8.400 | 8.400 | 8.400 |
| Sulawesi Barat | 6.065 | 6.519 | 6.952 | 6.780 | 6.477 | 6.759 |
| Maluku | 13.929 | 14.063 | 13.906 | 13.906 | 14.281 | 14.281 |
| Maluku Utara | 17.000 | 17.000 | 16.466 | 16.466 | 15.900 | 15.900 |
| Papua Barat | 17.083 | 16.538 | 16.923 | 18.235 | 18.235 | 17.500 |
| Papua | 26.667 | 25.833 | 20.000 | 20.000 | 21.000 | 21.500 |
| Nasional | 8.088 | 8.094 | 7.908 | 7.967 | 8.033 | 8.093 |

Tabel 5.17: Lanjutan

| Provinsi | Juli | Agustus | September | Oktober | November | Desember | Rata-rata |
|--------------------------|--------------|----------------|------------------|----------------|-----------------|-----------------|------------------|
| (1) | (8) | (9) | (10) | (11) | (12) | (13) | (14) |
| Nanggroe Aceh Darussalam | 6.862 | 6.862 | 6.677 | 6.677 | 6.806 | 6.667 | 6.798 |
| Sumatera Utara | 6.717 | 6.708 | 6.858 | 6.896 | 7.198 | 7.274 | 6.713 |
| Sumatera Barat | 6.511 | 6.578 | 6.543 | 6.636 | 6.682 | 6.714 | 6.377 |
| Riau | 8.198 | 8.198 | 8.430 | 8.442 | 8.081 | 8.029 | 8.020 |
| Jambi | 6.056 | 6.050 | 6.050 | 6.050 | 6.050 | 6.056 | 5.963 |
| Sumatera Selatan | 6.534 | 6.534 | 6.369 | 6.393 | 6.393 | 6.393 | 6.339 |
| Bengkulu | 5.829 | 5.843 | 5.843 | 5.882 | 5.929 | 6.056 | 5.771 |
| Lampung | 5.395 | 5.395 | 5.474 | 5.886 | 5.970 | 6.387 | 5.604 |
| Bangka Belitung | 8.172 | 8.417 | 8.533 | 8.533 | 8.736 | 8.806 | 8.141 |
| Kepulauan Riau | 7.107 | 7.643 | 7.643 | 8.188 | 8.188 | 8.188 | 7.452 |
| Jawa Barat | 6.331 | 6.377 | 6.413 | 6.438 | 6.464 | 6.524 | 6.320 |
| Jawa Tengah | 4.973 | 4.945 | 4.962 | 5.054 | 5.060 | 5.091 | 4.959 |
| D. I. Yogyakarta | 4.325 | 4.421 | 4.375 | 4.425 | 4.425 | 4.500 | 4.335 |
| Jawa Timur | 4.895 | 4.866 | 4.947 | 4.992 | 4.978 | 5.008 | 4.865 |
| Banten | 6.867 | 6.933 | 6.933 | 6.552 | 6.534 | 6.569 | 6.448 |
| Bali | 5.628 | 5.654 | 5.654 | 5.654 | 5.705 | 5.756 | 5.441 |
| Nusa Tenggara Barat | 5.443 | 5.443 | 5.700 | 5.700 | 5.729 | 5.729 | 5.399 |
| Nusa Tenggara Timur | 9.342 | 9.342 | 9.342 | 9.342 | 9.342 | 9.342 | 9.342 |
| Kalimantan Barat | 7.221 | 7.221 | 7.238 | 7.229 | 7.229 | 7.398 | 7.221 |
| Kalimantan Tengah | 8.659 | 8.841 | 8.813 | 8.813 | 8.908 | 8.908 | 8.606 |
| Kalimantan Selatan | 5.300 | 5.300 | 5.300 | 5.300 | 5.300 | 5.300 | 5.292 |
| Kalimantan Timur | 9.535 | 9.550 | 9.550 | 9.550 | 9.550 | 9.550 | 9.410 |
| Sulawesi Utara | 7.529 | 7.618 | 7.838 | 7.983 | 7.983 | 8.167 | 7.465 |
| Sulawesi Tengah | 8.286 | 8.286 | 8.464 | 8.464 | 8.464 | 8.464 | 8.252 |
| Sulawesi Selatan | 6.289 | 6.600 | 6.683 | 6.610 | 6.611 | 6.556 | 6.180 |
| Sulawesi Tenggara | 8.806 | 8.806 | 8.806 | 8.806 | 8.871 | 8.979 | 8.848 |
| Gorontalo | 8.222 | 8.222 | 8.222 | 8.900 | 9.056 | 9.056 | 8.620 |
| Sulawesi Barat | 6.904 | 7.021 | 7.021 | 7.396 | 7.396 | 7.396 | 6.890 |
| Maluku | 14.097 | 16.250 | 16.250 | 17.500 | 17.500 | 17.500 | 15.289 |
| Maluku Utara | 15.900 | 15.900 | 15.900 | 15.900 | 15.900 | 16.429 | 16.222 |
| Papua Barat | 19.722 | 19.750 | 19.500 | 19.500 | 19.500 | 19.500 | 18.499 |
| Papua | 21.500 | 21.500 | 21.500 | 24.000 | 21.500 | 21.500 | 22.208 |
| Nasional | 8.224 | 8.346 | 8.370 | 8.553 | 8.501 | 8.556 | 8.228 |

Tabel 5.18
Harga Konsumen Pedesaan Kelompok Kesehatan, 2008
Parfum (Rp/Botol)

| Provinsi | Januari | Februari | Maret | April | Mei | Juni |
|--------------------------|---------------|---------------|---------------|---------------|---------------|---------------|
| (1) | (2) | (3) | (4) | (5) | (6) | (7) |
| Nanggroe Aceh Darussalam | 11.875 | 11.875 | 12.125 | 12.625 | 12.625 | 13.250 |
| Sumatera Utara | 13.250 | 13.250 | 13.667 | 14.875 | 14.222 | 14.333 |
| Sumatera Barat | 11.667 | 11.667 | 11.667 | 11.667 | 11.667 | 11.917 |
| Riau | 10.750 | 10.750 | 10.750 | 10.750 | 10.750 | 11.375 |
| Jambi | 11.875 | 12.125 | 12.125 | 12.125 | 12.125 | 12.375 |
| Sumatera Selatan | 8.000 | 8.000 | 8.000 | 8.000 | 8.167 | 8.583 |
| Bengkulu | 10.000 | 11.200 | 12.700 | 12.000 | 12.000 | 12.000 |
| Lampung | 9.750 | 9.750 | 9.750 | 9.750 | 10.375 | 10.500 |
| Bangka Belitung | 8.222 | 8.222 | 8.778 | 8.889 | 8.889 | 8.889 |
| Kepulauan Riau | 11.000 | 10.750 | 10.750 | 10.750 | 10.750 | 12.000 |
| Jawa Barat | 11.429 | 10.969 | 10.969 | 10.389 | 10.447 | 10.475 |
| Jawa Tengah | 7.679 | 7.677 | 8.280 | 8.461 | 8.487 | 8.628 |
| D. I. Yogyakarta | 6.000 | 6.000 | 6.000 | 6.250 | 6.250 | 6.250 |
| Jawa Timur | 7.348 | 7.026 | 7.094 | 7.047 | 7.091 | 7.115 |
| Banten | 12.000 | 10.000 | 8.600 | 9.714 | 9.714 | 9.714 |
| Bali | 8.000 | 9.667 | 10.875 | 10.875 | 10.875 | 11.944 |
| Nusa Tenggara Barat | 18.750 | 16.250 | 16.250 | 17.000 | 15.750 | 15.500 |
| Nusa Tenggara Timur | 11.938 | 11.722 | 11.350 | 11.550 | 11.550 | 11.550 |
| Kalimantan Barat | 16.625 | 15.571 | 13.556 | 13.556 | 13.556 | 13.556 |
| Kalimantan Tengah | 14.250 | 14.333 | 16.571 | 16.375 | 17.000 | 17.389 |
| Kalimantan Selatan | 11.000 | 10.000 | 10.333 | 10.333 | 10.688 | 10.750 |
| Kalimantan Timur | 12.714 | 12.167 | 13.000 | 13.000 | 13.444 | 13.833 |
| Sulawesi Utara | 9.750 | 9.000 | 9.000 | 9.000 | 9.000 | 9.000 |
| Sulawesi Tengah | 9.833 | 10.269 | 9.923 | 10.308 | 10.308 | 10.462 |
| Sulawesi Selatan | 11.786 | 12.500 | 11.950 | 12.556 | 13.591 | 13.773 |
| Sulawesi Tenggara | 10.222 | 12.091 | 11.938 | 12.725 | 12.295 | 12.925 |
| Gorontalo | 11.571 | 11.800 | 10.700 | 10.700 | 10.167 | 10.167 |
| Sulawesi Barat | 8.200 | 8.200 | 8.310 | 8.310 | 8.310 | 8.310 |
| Maluku | 15.167 | 15.278 | 15.389 | 15.500 | 15.500 | 15.611 |
| Maluku Utara | 11.000 | 11.600 | 11.600 | 11.600 | 11.600 | 11.600 |
| Papua Barat | 14.800 | 15.000 | 15.000 | 15.000 | 15.000 | 16.200 |
| Papua | 16.091 | 16.091 | 16.091 | 16.091 | 16.091 | 16.273 |
| Nasional | 11.329 | 11.275 | 11.347 | 11.493 | 11.509 | 11.758 |

Tabel 5.18: Lanjutan

| Provinsi | Juli | Agustus | September | Oktober | November | Desember | Rata-rata |
|--------------------------|---------------|----------------|------------------|----------------|-----------------|-----------------|------------------|
| (1) | (8) | (9) | (10) | (11) | (12) | (13) | (14) |
| Nanggroe Aceh Darussalam | 13.750 | 13.750 | 13.750 | 14.500 | 14.500 | 14.500 | 13.260 |
| Sumatera Utara | 14.389 | 14.444 | 14.444 | 14.667 | 15.111 | 15.111 | 14.314 |
| Sumatera Barat | 11.917 | 11.917 | 11.917 | 11.917 | 12.417 | 12.417 | 11.896 |
| Riau | 11.375 | 11.375 | 11.375 | 11.375 | 11.375 | 11.000 | 11.083 |
| Jambi | 12.375 | 12.375 | 12.375 | 12.375 | 12.625 | 12.625 | 12.292 |
| Sumatera Selatan | 8.667 | 8.667 | 8.667 | 8.667 | 8.667 | 8.667 | 8.396 |
| Bengkulu | 12.000 | 12.250 | 12.250 | 12.250 | 12.200 | 11.400 | 11.854 |
| Lampung | 10.500 | 10.500 | 10.500 | 10.500 | 10.500 | 10.500 | 10.240 |
| Bangka Belitung | 8.889 | 8.889 | 8.889 | 8.889 | 8.889 | 8.889 | 8.769 |
| Kepulauan Riau | 12.000 | 12.000 | 11.800 | 11.800 | 11.800 | 12.000 | 11.450 |
| Jawa Barat | 10.514 | 10.514 | 9.956 | 9.941 | 9.941 | 10.403 | 10.495 |
| Jawa Tengah | 8.628 | 8.099 | 8.125 | 8.157 | 8.243 | 8.277 | 8.228 |
| D. I. Yogyakarta | 6.250 | 6.250 | 6.250 | 6.250 | 6.300 | 6.300 | 6.196 |
| Jawa Timur | 7.162 | 7.214 | 7.257 | 7.271 | 7.258 | 7.286 | 7.181 |
| Banten | 10.000 | 10.286 | 10.286 | 10.286 | 10.286 | 10.286 | 10.098 |
| Bali | 12.222 | 12.167 | 12.278 | 12.833 | 13.278 | 13.278 | 11.524 |
| Nusa Tenggara Barat | 14.313 | 14.438 | 14.438 | 14.438 | 14.438 | 14.438 | 15.500 |
| Nusa Tenggara Timur | 11.850 | 12.750 | 12.750 | 12.750 | 12.750 | 12.750 | 12.105 |
| Kalimantan Barat | 13.667 | 13.667 | 13.667 | 12.778 | 12.778 | 12.778 | 13.813 |
| Kalimantan Tengah | 17.389 | 17.667 | 19.000 | 19.000 | 19.000 | 19.000 | 17.248 |
| Kalimantan Selatan | 10.750 | 10.813 | 11.167 | 10.950 | 11.050 | 11.571 | 10.784 |
| Kalimantan Timur | 14.333 | 14.333 | 14.333 | 14.333 | 14.444 | 14.667 | 13.717 |
| Sulawesi Utara | 9.000 | 9.000 | 9.000 | 9.500 | 9.500 | 8.500 | 9.104 |
| Sulawesi Tengah | 10.462 | 10.357 | 10.357 | 10.357 | 10.357 | 10.357 | 10.279 |
| Sulawesi Selatan | 13.773 | 13.773 | 13.458 | 13.773 | 13.909 | 13.208 | 13.171 |
| Sulawesi Tenggara | 14.125 | 14.125 | 14.125 | 14.125 | 14.125 | 13.000 | 12.985 |
| Gorontalo | 10.700 | 10.625 | 10.625 | 10.300 | 10.375 | 10.375 | 10.675 |
| Sulawesi Barat | 8.310 | 8.310 | 8.310 | 8.310 | 8.340 | 8.340 | 8.297 |
| Maluku | 15.611 | 15.611 | 15.611 | 15.611 | 15.611 | 15.611 | 15.509 |
| Maluku Utara | 11.600 | 11.600 | 11.600 | 11.600 | 11.600 | 11.600 | 11.550 |
| Papua Barat | 16.200 | 16.200 | 16.400 | 16.400 | 16.500 | 16.500 | 15.767 |
| Papua | 16.273 | 16.955 | 16.955 | 16.955 | 16.955 | 16.955 | 16.481 |
| Nasional | 11.843 | 11.904 | 11.935 | 11.964 | 12.035 | 11.956 | 11.696 |

Tabel 5.19
Harga Konsumen Pedesaan Kelompok Kesehatan, 2008
Hand Body Lotion (Rp/Botol = 120 ml)

| Provinsi | Januari | Februari | Maret | April | Mei | Juni |
|--------------------------|--------------|--------------|--------------|--------------|--------------|--------------|
| (1) | (2) | (3) | (4) | (5) | (6) | (7) |
| Nanggroe Aceh Darussalam | 6.409 | 6.250 | 6.286 | 7.000 | 7.000 | 7.071 |
| Sumatera Utara | 5.833 | 5.719 | 5.600 | 5.467 | 5.344 | 5.500 |
| Sumatera Barat | 6.875 | 6.875 | 6.875 | 6.615 | 6.200 | 6.300 |
| Riau | 8.857 | 9.143 | 8.750 | 8.750 | 9.000 | 9.000 |
| Jambi | 6.167 | 5.778 | 5.800 | 5.800 | 5.955 | 6.045 |
| Sumatera Selatan | 7.067 | 7.393 | 7.433 | 7.643 | 7.654 | 7.607 |
| Bengkulu | 5.411 | 5.775 | 5.775 | 5.775 | 5.775 | 6.025 |
| Lampung | 5.600 | 5.208 | 5.385 | 5.179 | 5.367 | 5.367 |
| Bangka Belitung | 8.100 | 8.500 | 8.500 | 8.500 | 8.292 | 8.292 |
| Kepulauan Riau | 8.444 | 8.500 | 8.625 | 8.750 | 8.750 | 8.875 |
| Jawa Barat | 5.625 | 5.246 | 5.263 | 5.198 | 5.248 | 5.287 |
| Jawa Tengah | 4.644 | 4.650 | 4.703 | 4.717 | 4.733 | 4.816 |
| D. I. Yogyakarta | 6.090 | 6.986 | 7.933 | 5.961 | 5.715 | 5.715 |
| Jawa Timur | 5.366 | 5.203 | 5.314 | 5.411 | 5.407 | 5.584 |
| Banten | 6.650 | 6.125 | 6.077 | 6.032 | 5.847 | 5.859 |
| Bali | 6.775 | 6.067 | 5.887 | 5.909 | 5.739 | 5.804 |
| Nusa Tenggara Barat | 5.409 | 6.064 | 6.136 | 6.136 | 5.858 | 6.108 |
| Nusa Tenggara Timur | 6.024 | 6.250 | 6.292 | 6.292 | 6.313 | 6.705 |
| Kalimantan Barat | 6.647 | 6.729 | 6.653 | 6.632 | 6.632 | 6.684 |
| Kalimantan Tengah | 6.917 | 6.785 | 7.300 | 7.147 | 7.280 | 7.567 |
| Kalimantan Selatan | 6.600 | 6.600 | 5.156 | 5.173 | 5.242 | 4.933 |
| Kalimantan Timur | 9.200 | 9.200 | 9.200 | 9.200 | 9.200 | 9.200 |
| Sulawesi Utara | 6.228 | 6.105 | 6.455 | 6.459 | 6.254 | 7.235 |
| Sulawesi Tengah | 6.094 | 6.094 | 6.217 | 6.174 | 6.174 | 6.239 |
| Sulawesi Selatan | 4.667 | 5.650 | 6.464 | 6.900 | 6.794 | 6.853 |
| Sulawesi Tenggara | 6.318 | 6.040 | 5.833 | 6.225 | 5.976 | 6.111 |
| Gorontalo | 7.696 | 8.313 | 8.364 | 8.364 | 8.382 | 8.382 |
| Sulawesi Barat | 5.933 | 6.016 | 6.191 | 5.768 | 6.750 | 6.835 |
| Maluku | 8.324 | 8.583 | 8.882 | 8.882 | 9.088 | 9.139 |
| Maluku Utara | 8.850 | 9.300 | 9.300 | 9.300 | 9.300 | 9.300 |
| Papua Barat | 7.500 | 7.083 | 7.083 | 7.500 | 7.500 | 7.786 |
| Papua | 9.231 | 9.231 | 9.231 | 9.154 | 8.923 | 9.192 |
| Nasional | 6.736 | 6.796 | 6.843 | 6.813 | 6.803 | 6.919 |

Tabel 5.19: Lanjutan

| Provinsi | Juli | Agustus | September | Oktober | November | Desember | Rata-rata |
|--------------------------|--------------|--------------|--------------|--------------|--------------|--------------|--------------|
| (1) | (8) | (9) | (10) | (11) | (12) | (13) | (14) |
| Nanggroe Aceh Darussalam | 7.143 | 7.107 | 7.107 | 7.071 | 7.143 | 7.591 | 6.932 |
| Sumatera Utara | 5.500 | 5.618 | 5.618 | 5.528 | 5.667 | 5.778 | 5.598 |
| Sumatera Barat | 6.206 | 6.294 | 6.294 | 6.167 | 6.194 | 6.269 | 6.430 |
| Riau | 9.500 | 9.688 | 9.389 | 9.389 | 9.750 | 9.750 | 9.247 |
| Jambi | 6.045 | 6.045 | 6.136 | 6.136 | 6.136 | 6.250 | 6.025 |
| Sumatera Selatan | 7.464 | 7.464 | 7.667 | 7.833 | 7.833 | 7.833 | 7.574 |
| Bengkulu | 6.025 | 6.088 | 6.150 | 6.150 | 6.150 | 7.000 | 6.008 |
| Lampung | 5.367 | 5.400 | 5.300 | 5.250 | 5.269 | 5.364 | 5.338 |
| Bangka Belitung | 8.269 | 8.385 | 8.857 | 9.786 | 9.719 | 9.719 | 8.743 |
| Kepulauan Riau | 8.875 | 8.875 | 9.571 | 9.000 | 9.063 | 9.071 | 8.867 |
| Jawa Barat | 5.386 | 5.298 | 5.304 | 5.307 | 5.372 | 5.468 | 5.333 |
| Jawa Tengah | 4.852 | 4.926 | 4.932 | 4.957 | 4.938 | 4.956 | 4.819 |
| D. I. Yogyakarta | 5.961 | 6.017 | 6.039 | 6.039 | 6.050 | 6.050 | 6.213 |
| Jawa Timur | 5.586 | 5.591 | 5.591 | 5.609 | 5.600 | 5.624 | 5.490 |
| Banten | 5.984 | 6.016 | 6.003 | 6.003 | 6.003 | 6.003 | 6.050 |
| Bali | 5.804 | 5.870 | 5.913 | 5.476 | 5.841 | 5.886 | 5.914 |
| Nusa Tenggara Barat | 6.233 | 6.283 | 6.283 | 6.126 | 6.005 | 6.005 | 6.054 |
| Nusa Tenggara Timur | 6.795 | 7.048 | 6.696 | 6.696 | 6.690 | 7.025 | 6.569 |
| Kalimantan Barat | 6.737 | 6.737 | 6.737 | 6.278 | 6.278 | 6.278 | 6.585 |
| Kalimantan Tengah | 7.567 | 8.036 | 7.867 | 7.875 | 7.875 | 7.875 | 7.507 |
| Kalimantan Selatan | 4.836 | 4.836 | 4.836 | 4.362 | 4.362 | 4.120 | 5.088 |
| Kalimantan Timur | 9.200 | 9.200 | 9.200 | 9.200 | 9.200 | 9.200 | 9.200 |
| Sulawesi Utara | 8.004 | 8.004 | 8.042 | 8.081 | 8.081 | 8.783 | 7.311 |
| Sulawesi Tengah | 6.239 | 6.261 | 6.261 | 6.261 | 6.261 | 6.261 | 6.211 |
| Sulawesi Selatan | 6.750 | 6.806 | 6.806 | 6.868 | 6.706 | 6.813 | 6.506 |
| Sulawesi Tenggara | 6.094 | 6.125 | 6.125 | 6.125 | 6.125 | 6.115 | 6.101 |
| Gorontalo | 8.382 | 8.096 | 8.561 | 8.523 | 7.954 | 7.954 | 8.248 |
| Sulawesi Barat | 6.903 | 7.042 | 6.931 | 6.972 | 7.000 | 6.944 | 6.607 |
| Maluku | 9.139 | 9.050 | 9.050 | 9.150 | 9.150 | 9.150 | 8.966 |
| Maluku Utara | 9.300 | 9.310 | 9.310 | 9.310 | 9.310 | 9.310 | 9.267 |
| Papua Barat | 7.786 | 7.786 | 7.786 | 7.786 | 8.143 | 8.143 | 7.657 |
| Papua | 9.286 | 8.967 | 8.967 | 8.967 | 8.292 | 8.400 | 8.987 |
| Nasional | 6.976 | 7.008 | 7.041 | 7.009 | 7.005 | 7.093 | 6.920 |

Tabel 5.20
Harga Konsumen Pedesaan Kelompok Kesehatan, 2008
Lipstik (Rp/Buah)

| Provinsi | Januari | Februari | Maret | April | Mei | Juni |
|--------------------------|---------------|---------------|---------------|---------------|---------------|---------------|
| (1) | (2) | (3) | (4) | (5) | (6) | (7) |
| Nanggroe Aceh Darussalam | 18.438 | 16.150 | 16.650 | 15.750 | 15.750 | 15.750 |
| Sumatera Utara | 14.409 | 15.045 | 14.550 | 14.550 | 14.550 | 14.500 |
| Sumatera Barat | 24.125 | 24.227 | 23.962 | 23.962 | 23.893 | 24.036 |
| Riau | 12.750 | 14.083 | 18.250 | 17.357 | 17.357 | 17.357 |
| Jambi | 23.071 | 18.938 | 18.833 | 18.833 | 18.833 | 18.833 |
| Sumatera Selatan | 12.731 | 12.792 | 11.885 | 12.750 | 12.667 | 12.462 |
| Bengkulu | 11.186 | 11.186 | 11.186 | 11.186 | 11.186 | 11.257 |
| Lampung | 19.286 | 18.556 | 18.556 | 18.556 | 18.556 | 18.556 |
| Bangka Belitung | 12.250 | 11.885 | 11.885 | 11.885 | 11.893 | 11.893 |
| Kepulauan Riau | 12.333 | 14.667 | 14.667 | 14.667 | 14.667 | 15.667 |
| Jawa Barat | 12.161 | 11.439 | 11.625 | 11.162 | 11.441 | 11.177 |
| Jawa Tengah | 8.871 | 8.845 | 9.160 | 9.371 | 9.323 | 9.440 |
| D. I. Yogyakarta | 7.857 | 9.083 | 12.071 | 14.563 | 14.313 | 14.313 |
| Jawa Timur | 11.802 | 11.085 | 11.089 | 11.107 | 11.588 | 11.634 |
| Banten | 16.750 | 16.750 | 16.750 | 15.375 | 15.375 | 15.375 |
| Bali | 7.750 | 8.071 | 7.944 | 7.944 | 7.944 | 7.944 |
| Nusa Tenggara Barat | 8.438 | 11.278 | 11.333 | 10.550 | 11.955 | 11.750 |
| Nusa Tenggara Timur | 6.056 | 7.091 | 7.091 | 7.091 | 7.091 | 7.825 |
| Kalimantan Barat | 17.900 | 18.207 | 17.393 | 17.393 | 17.393 | 17.393 |
| Kalimantan Tengah | 14.889 | 14.889 | 12.714 | 15.500 | 17.333 | 16.100 |
| Kalimantan Selatan | 16.143 | 16.143 | 15.111 | 14.400 | 13.455 | 12.833 |
| Kalimantan Timur | 19.571 | 18.050 | 16.125 | 16.125 | 16.125 | 16.208 |
| Sulawesi Utara | 11.875 | 11.500 | 11.500 | 8.500 | 8.500 | 9.583 |
| Sulawesi Tengah | 9.111 | 9.079 | 9.625 | 10.357 | 10.452 | 9.900 |
| Sulawesi Selatan | 12.000 | 14.625 | 17.278 | 17.278 | 15.611 | 15.750 |
| Sulawesi Tenggara | 10.625 | 11.211 | 11.289 | 11.206 | 11.765 | 11.750 |
| Gorontalo | 9.146 | 9.146 | 9.146 | 9.146 | 9.146 | 9.146 |
| Sulawesi Barat | 12.955 | 12.955 | 12.955 | 12.955 | 12.955 | 13.227 |
| Maluku | 16.563 | 16.750 | 16.750 | 16.750 | 17.375 | 17.500 |
| Maluku Utara | 16.833 | 16.833 | 18.150 | 16.556 | 17.125 | 17.125 |
| Papua Barat | 15.600 | 15.600 | 15.600 | 15.600 | 15.600 | 15.600 |
| Papua | 14.143 | 14.143 | 14.143 | 14.143 | 14.143 | 14.143 |
| Nasional | 13.675 | 13.759 | 13.915 | 13.830 | 13.917 | 13.938 |

Tabel 5.20: Lanjutan

| Provinsi | Juli | Agustus | September | Oktober | November | Desember | Rata-rata |
|--------------------------|---------------|----------------|------------------|----------------|-----------------|-----------------|------------------|
| (1) | (8) | (9) | (10) | (11) | (12) | (13) | (14) |
| Nanggroe Aceh Darussalam | 15.550 | 15.900 | 15.900 | 15.900 | 15.900 | 14.889 | 16.044 |
| Sumatera Utara | 14.722 | 14.722 | 14.722 | 14.722 | 15.611 | 15.944 | 14.837 |
| Sumatera Barat | 24.036 | 24.036 | 23.893 | 24.286 | 24.143 | 21.182 | 23.815 |
| Riau | 17.357 | 17.357 | 17.357 | 17.357 | 15.250 | 15.250 | 16.424 |
| Jambi | 18.833 | 17.250 | 17.250 | 17.250 | 17.250 | 18.056 | 18.603 |
| Sumatera Selatan | 11.857 | 11.857 | 11.857 | 11.857 | 11.929 | 11.929 | 12.214 |
| Bengkulu | 11.257 | 11.257 | 11.257 | 11.257 | 11.257 | 12.833 | 11.359 |
| Lampung | 18.556 | 18.556 | 20.250 | 18.556 | 18.556 | 18.556 | 18.758 |
| Bangka Belitung | 14.000 | 14.000 | 13.400 | 13.400 | 13.088 | 13.235 | 12.734 |
| Kepulauan Riau | 15.667 | 15.667 | 18.500 | 18.500 | 18.500 | 18.500 | 16.000 |
| Jawa Barat | 11.576 | 11.576 | 11.253 | 11.120 | 11.322 | 11.698 | 11.463 |
| Jawa Tengah | 9.483 | 9.521 | 9.565 | 9.598 | 9.598 | 9.609 | 9.365 |
| D. I. Yogyakarta | 12.071 | 12.071 | 12.071 | 12.071 | 12.929 | 12.071 | 12.124 |
| Jawa Timur | 11.693 | 11.752 | 11.820 | 11.831 | 11.705 | 11.831 | 11.578 |
| Banten | 15.688 | 15.688 | 15.688 | 16.313 | 16.313 | 16.313 | 16.031 |
| Bali | 7.944 | 7.944 | 8.000 | 8.050 | 8.050 | 8.050 | 7.970 |
| Nusa Tenggara Barat | 11.750 | 11.850 | 11.850 | 11.455 | 11.455 | 11.455 | 11.260 |
| Nusa Tenggara Timur | 7.825 | 7.925 | 7.477 | 7.477 | 7.977 | 8.023 | 7.412 |
| Kalimantan Barat | 17.393 | 17.393 | 17.393 | 17.636 | 17.636 | 17.636 | 17.564 |
| Kalimantan Tengah | 16.100 | 16.100 | 17.300 | 18.000 | 19.300 | 19.300 | 16.460 |
| Kalimantan Selatan | 12.708 | 13.182 | 13.182 | 13.409 | 13.409 | 11.000 | 13.748 |
| Kalimantan Timur | 16.208 | 16.208 | 16.208 | 16.208 | 16.792 | 16.792 | 16.718 |
| Sulawesi Utara | 9.583 | 9.583 | 9.833 | 9.143 | 9.143 | 9.750 | 9.875 |
| Sulawesi Tengah | 9.900 | 9.900 | 9.900 | 9.900 | 9.950 | 9.950 | 9.835 |
| Sulawesi Selatan | 13.250 | 15.364 | 14.917 | 14.958 | 14.455 | 14.900 | 15.032 |
| Sulawesi Tenggara | 10.321 | 10.321 | 10.321 | 10.321 | 10.321 | 10.375 | 10.819 |
| Gorontalo | 9.146 | 9.146 | 9.146 | 9.146 | 9.146 | 9.146 | 9.146 |
| Sulawesi Barat | 13.227 | 13.227 | 13.227 | 13.227 | 13.227 | 13.227 | 13.114 |
| Maluku | 17.500 | 15.000 | 15.000 | 14.167 | 14.167 | 14.167 | 15.974 |
| Maluku Utara | 17.125 | 17.125 | 17.125 | 17.125 | 17.125 | 15.286 | 16.961 |
| Papua Barat | 17.000 | 15.600 | 16.000 | 16.000 | 16.000 | 16.000 | 15.850 |
| Papua | 14.143 | 14.143 | 14.143 | 14.143 | 14.143 | 14.143 | 14.143 |
| Nasional | 13.858 | 13.788 | 13.931 | 13.887 | 13.926 | 13.784 | 13.851 |

Tabel 5.21
Harga Konsumen Pedesaan Kelompok Kesehatan, 2008
Shampo (Rp/Botol= 50 ml)

| Provinsi | Januari | Februari | Maret | April | Mei | Juni |
|--------------------------|--------------|--------------|--------------|--------------|--------------|--------------|
| (1) | (2) | (3) | (4) | (5) | (6) | (7) |
| Nanggroe Aceh Darussalam | 4.000 | 4.104 | 3.940 | 4.060 | 3.942 | 3.981 |
| Sumatera Utara | 4.179 | 4.129 | 4.106 | 4.035 | 4.045 | 4.036 |
| Sumatera Barat | 5.126 | 4.949 | 4.845 | 4.994 | 4.981 | 4.997 |
| Riau | 5.155 | 5.230 | 5.338 | 5.030 | 5.030 | 5.030 |
| Jambi | 4.071 | 3.977 | 4.045 | 4.045 | 4.045 | 4.077 |
| Sumatera Selatan | 4.725 | 4.354 | 4.447 | 4.535 | 4.535 | 4.538 |
| Bengkulu | 2.659 | 2.295 | 2.295 | 2.596 | 2.736 | 2.857 |
| Lampung | 4.032 | 4.032 | 4.032 | 4.135 | 4.225 | 4.225 |
| Bangka Belitung | 4.083 | 4.227 | 4.342 | 4.342 | 4.068 | 4.068 |
| Kepulauan Riau | 5.654 | 5.115 | 4.471 | 4.471 | 4.471 | 4.588 |
| Jawa Barat | 3.534 | 3.622 | 3.642 | 3.614 | 3.718 | 3.706 |
| Jawa Tengah | 3.448 | 3.479 | 3.496 | 3.476 | 3.479 | 3.473 |
| D. I. Yogyakarta | 3.319 | 3.632 | 3.614 | 3.352 | 3.352 | 3.424 |
| Jawa Timur | 3.255 | 3.188 | 3.176 | 3.138 | 3.167 | 3.207 |
| Banten | 3.730 | 3.550 | 3.570 | 4.148 | 3.616 | 3.780 |
| Bali | 4.420 | 4.158 | 4.149 | 4.453 | 4.571 | 4.679 |
| Nusa Tenggara Barat | 3.227 | 3.362 | 3.433 | 3.516 | 3.547 | 3.572 |
| Nusa Tenggara Timur | 4.253 | 4.491 | 4.491 | 4.519 | 4.530 | 4.740 |
| Kalimantan Barat | 4.349 | 4.484 | 4.484 | 4.605 | 4.605 | 4.605 |
| Kalimantan Tengah | 4.478 | 4.438 | 4.333 | 4.220 | 4.240 | 4.510 |
| Kalimantan Selatan | 4.100 | 4.100 | 4.150 | 4.317 | 4.492 | 4.229 |
| Kalimantan Timur | 4.874 | 5.007 | 4.821 | 4.836 | 5.019 | 5.270 |
| Sulawesi Utara | 4.911 | 4.946 | 4.954 | 4.168 | 4.346 | 4.262 |
| Sulawesi Tengah | 4.461 | 4.488 | 4.250 | 4.250 | 4.250 | 4.434 |
| Sulawesi Selatan | 4.605 | 4.976 | 4.516 | 4.677 | 4.726 | 4.726 |
| Sulawesi Tenggara | 4.720 | 4.663 | 4.587 | 4.659 | 4.720 | 4.718 |
| Gorontalo | 3.811 | 3.934 | 3.875 | 3.883 | 3.883 | 3.920 |
| Sulawesi Barat | 4.711 | 4.541 | 4.716 | 4.706 | 4.606 | 4.603 |
| Maluku | 4.537 | 4.742 | 4.742 | 4.742 | 4.999 | 4.999 |
| Maluku Utara | 4.556 | 4.556 | 4.690 | 4.475 | 4.667 | 4.667 |
| Papua Barat | 4.821 | 4.545 | 4.692 | 4.692 | 4.692 | 4.731 |
| Papua | 6.475 | 6.391 | 5.887 | 6.214 | 5.320 | 5.460 |
| Nasional | 4.321 | 4.303 | 4.254 | 4.278 | 4.270 | 4.316 |

Tabel 5.21: Lanjutan

| Provinsi | Juli | Agustus | September | Oktober | November | Desember | Rata-rata |
|--------------------------|--------------|----------------|------------------|----------------|-----------------|-----------------|------------------|
| (1) | (8) | (9) | (10) | (11) | (12) | (13) | (14) |
| Nanggroe Aceh Darussalam | 4.000 | 4.038 | 4.038 | 4.115 | 4.115 | 4.091 | 4.035 |
| Sumatera Utara | 4.048 | 4.048 | 4.048 | 4.220 | 4.300 | 4.370 | 4.130 |
| Sumatera Barat | 5.192 | 5.065 | 4.608 | 4.665 | 4.474 | 4.504 | 4.867 |
| Riau | 5.080 | 5.080 | 4.770 | 4.592 | 5.181 | 5.074 | 5.049 |
| Jambi | 4.077 | 4.068 | 4.068 | 4.136 | 4.136 | 4.125 | 4.073 |
| Sumatera Selatan | 4.729 | 4.774 | 4.774 | 4.774 | 4.774 | 4.774 | 4.644 |
| Bengkulu | 2.857 | 2.868 | 2.868 | 2.952 | 3.000 | 3.813 | 2.816 |
| Lampung | 4.225 | 4.245 | 4.245 | 4.383 | 4.431 | 4.260 | 4.206 |
| Bangka Belitung | 4.310 | 4.345 | 4.567 | 4.707 | 4.323 | 4.329 | 4.309 |
| Kepulauan Riau | 4.588 | 4.588 | 4.588 | 4.588 | 4.706 | 5.143 | 4.748 |
| Jawa Barat | 3.600 | 3.538 | 3.632 | 3.683 | 3.767 | 3.825 | 3.657 |
| Jawa Tengah | 3.463 | 3.481 | 3.486 | 3.466 | 3.397 | 3.477 | 3.468 |
| D. I. Yogyakarta | 3.376 | 3.382 | 3.518 | 3.518 | 3.564 | 3.586 | 3.470 |
| Jawa Timur | 3.218 | 3.233 | 3.234 | 3.242 | 3.232 | 3.258 | 3.212 |
| Banten | 3.795 | 3.826 | 3.993 | 3.993 | 3.993 | 3.993 | 3.832 |
| Bali | 4.679 | 4.679 | 4.702 | 4.714 | 4.878 | 4.774 | 4.571 |
| Nusa Tenggara Barat | 3.572 | 3.619 | 3.650 | 3.650 | 3.659 | 3.659 | 3.539 |
| Nusa Tenggara Timur | 4.900 | 4.900 | 4.900 | 4.864 | 5.150 | 5.270 | 4.751 |
| Kalimantan Barat | 4.605 | 4.605 | 4.605 | 4.268 | 4.268 | 4.268 | 4.479 |
| Kalimantan Tengah | 4.710 | 4.726 | 4.434 | 4.611 | 4.611 | 4.611 | 4.493 |
| Kalimantan Selatan | 4.197 | 4.230 | 4.230 | 4.237 | 4.342 | 4.265 | 4.241 |
| Kalimantan Timur | 5.270 | 5.585 | 5.585 | 5.585 | 5.629 | 5.731 | 5.268 |
| Sulawesi Utara | 4.053 | 4.053 | 4.053 | 4.262 | 4.262 | 4.142 | 4.368 |
| Sulawesi Tengah | 4.447 | 4.434 | 4.434 | 4.434 | 4.434 | 4.447 | 4.397 |
| Sulawesi Selatan | 4.970 | 4.714 | 4.750 | 4.635 | 4.742 | 5.016 | 4.755 |
| Sulawesi Tenggara | 4.742 | 4.742 | 4.742 | 4.742 | 4.742 | 4.981 | 4.730 |
| Gorontalo | 4.109 | 4.155 | 4.586 | 4.760 | 4.476 | 4.476 | 4.156 |
| Sulawesi Barat | 4.714 | 4.714 | 4.771 | 4.771 | 4.786 | 4.786 | 4.702 |
| Maluku | 4.999 | 5.714 | 5.714 | 5.762 | 5.738 | 5.738 | 5.202 |
| Maluku Utara | 4.667 | 4.667 | 4.667 | 4.667 | 4.667 | 4.688 | 4.636 |
| Papua Barat | 4.542 | 4.909 | 4.909 | 4.909 | 5.318 | 5.318 | 4.840 |
| Papua | 5.463 | 5.537 | 5.560 | 5.600 | 5.675 | 5.824 | 5.784 |
| Nasional | 4.350 | 4.393 | 4.398 | 4.422 | 4.462 | 4.519 | 4.357 |

Tabel 5.22
Harga Konsumen Pedesaan Kelompok Kesehatan, 2008
Sikat Gigi (Rp/Buah)

| Provinsi | Januari | Februari | Maret | April | Mei | Juni |
|--------------------------|--------------|--------------|--------------|--------------|--------------|--------------|
| (1) | (2) | (3) | (4) | (5) | (6) | (7) |
| Nanggroe Aceh Darussalam | 3.125 | 3.233 | 3.233 | 3.067 | 3.031 | 3.094 |
| Sumatera Utara | 2.243 | 2.338 | 2.330 | 2.355 | 2.385 | 2.421 |
| Sumatera Barat | 2.492 | 2.470 | 2.543 | 2.543 | 2.517 | 2.588 |
| Riau | 2.317 | 2.358 | 2.317 | 2.369 | 2.385 | 2.423 |
| Jambi | 2.313 | 2.400 | 2.364 | 2.250 | 2.250 | 2.250 |
| Sumatera Selatan | 2.309 | 2.279 | 2.375 | 2.625 | 2.639 | 2.639 |
| Bengkulu | 2.173 | 2.173 | 2.242 | 2.262 | 2.242 | 2.242 |
| Lampung | 2.642 | 2.573 | 2.568 | 2.568 | 2.582 | 2.568 |
| Bangka Belitung | 2.429 | 2.688 | 2.688 | 2.688 | 2.972 | 2.944 |
| Kepulauan Riau | 2.556 | 2.667 | 2.500 | 2.500 | 2.500 | 2.583 |
| Jawa Barat | 1.987 | 2.063 | 2.087 | 2.067 | 2.081 | 2.163 |
| Jawa Tengah | 2.111 | 2.130 | 2.120 | 2.126 | 2.159 | 2.176 |
| D. I. Yogyakarta | 1.978 | 1.944 | 1.990 | 2.100 | 2.261 | 2.261 |
| Jawa Timur | 2.157 | 2.194 | 2.197 | 2.207 | 2.220 | 2.254 |
| Banten | 2.257 | 2.132 | 2.217 | 2.141 | 2.289 | 2.289 |
| Bali | 2.633 | 2.810 | 2.739 | 2.841 | 2.864 | 2.886 |
| Nusa Tenggara Barat | 3.208 | 3.197 | 3.197 | 3.197 | 2.919 | 4.246 |
| Nusa Tenggara Timur | 3.028 | 2.976 | 2.967 | 2.946 | 2.989 | 2.924 |
| Kalimantan Barat | 2.738 | 2.776 | 2.817 | 2.822 | 2.865 | 2.865 |
| Kalimantan Tengah | 2.733 | 2.700 | 2.719 | 2.719 | 2.719 | 2.844 |
| Kalimantan Selatan | 2.071 | 2.071 | 2.081 | 2.030 | 2.016 | 2.008 |
| Kalimantan Timur | 3.538 | 3.531 | 3.500 | 3.088 | 3.500 | 3.816 |
| Sulawesi Utara | 2.375 | 2.375 | 2.375 | 2.308 | 2.346 | 2.321 |
| Sulawesi Tengah | 2.481 | 2.464 | 2.404 | 2.404 | 2.423 | 2.423 |
| Sulawesi Selatan | 2.500 | 2.292 | 2.253 | 2.253 | 2.287 | 2.320 |
| Sulawesi Tenggara | 2.330 | 2.325 | 2.338 | 2.309 | 2.346 | 2.371 |
| Gorontalo | 2.383 | 2.333 | 2.225 | 2.205 | 2.318 | 2.409 |
| Sulawesi Barat | 2.232 | 2.425 | 2.425 | 2.389 | 2.412 | 2.447 |
| Maluku | 2.750 | 2.794 | 3.000 | 3.031 | 3.188 | 3.188 |
| Maluku Utara | 4.115 | 4.115 | 4.036 | 3.462 | 3.542 | 3.708 |
| Papua Barat | 3.250 | 2.833 | 2.857 | 2.857 | 2.857 | 3.143 |
| Papua | 4.571 | 4.313 | 4.917 | 4.917 | 4.250 | 4.375 |
| Nasional | 2.626 | 2.624 | 2.644 | 2.614 | 2.636 | 2.725 |

Tabel 5.22: Lanjutan

| Provinsi | Juli | Agustus | September | Oktober | November | Desember | Rata-rata |
|--------------------------|--------------|----------------|------------------|----------------|-----------------|-----------------|------------------|
| (1) | (8) | (9) | (10) | (11) | (12) | (13) | (14) |
| Nanggroe Aceh Darussalam | 3.188 | 3.188 | 3.188 | 3.219 | 3.219 | 3.038 | 3.152 |
| Sumatera Utara | 2.444 | 2.444 | 2.472 | 2.472 | 2.500 | 2.556 | 2.413 |
| Sumatera Barat | 2.636 | 2.683 | 2.660 | 2.834 | 2.850 | 2.962 | 2.648 |
| Riau | 2.577 | 2.643 | 2.633 | 2.714 | 2.818 | 2.818 | 2.531 |
| Jambi | 2.250 | 2.278 | 2.300 | 2.300 | 2.370 | 2.370 | 2.308 |
| Sumatera Selatan | 2.632 | 2.632 | 2.676 | 2.667 | 2.667 | 2.667 | 2.567 |
| Bengkulu | 2.242 | 2.355 | 2.355 | 2.355 | 2.355 | 2.500 | 2.291 |
| Lampung | 2.568 | 2.568 | 2.568 | 2.568 | 2.496 | 2.538 | 2.567 |
| Bangka Belitung | 3.083 | 3.176 | 3.079 | 2.806 | 2.833 | 2.881 | 2.856 |
| Kepulauan Riau | 2.583 | 2.571 | 2.571 | 2.563 | 2.625 | 2.667 | 2.574 |
| Jawa Barat | 2.190 | 2.233 | 2.209 | 2.200 | 2.197 | 2.248 | 2.144 |
| Jawa Tengah | 2.182 | 2.187 | 2.211 | 2.228 | 2.233 | 2.237 | 2.175 |
| D. I. Yogyakarta | 2.307 | 2.307 | 2.307 | 2.307 | 2.307 | 2.307 | 2.198 |
| Jawa Timur | 2.268 | 2.287 | 2.292 | 2.295 | 2.318 | 2.323 | 2.251 |
| Banten | 2.331 | 2.331 | 2.331 | 2.331 | 2.358 | 2.358 | 2.280 |
| Bali | 2.886 | 2.952 | 2.886 | 2.886 | 2.886 | 2.886 | 2.846 |
| Nusa Tenggara Barat | 4.246 | 4.246 | 4.342 | 4.354 | 4.354 | 4.354 | 3.822 |
| Nusa Tenggara Timur | 2.924 | 2.946 | 2.946 | 2.927 | 2.927 | 2.989 | 2.957 |
| Kalimantan Barat | 2.874 | 2.874 | 2.874 | 2.823 | 2.823 | 2.823 | 2.831 |
| Kalimantan Tengah | 2.750 | 2.813 | 2.750 | 2.750 | 2.750 | 2.806 | 2.754 |
| Kalimantan Selatan | 1.935 | 2.020 | 2.020 | 2.102 | 2.102 | 2.044 | 2.042 |
| Kalimantan Timur | 3.895 | 3.895 | 3.895 | 3.895 | 3.947 | 4.026 | 3.711 |
| Sulawesi Utara | 2.393 | 2.357 | 2.357 | 2.357 | 2.357 | 2.222 | 2.345 |
| Sulawesi Tengah | 2.423 | 2.423 | 2.423 | 2.442 | 2.481 | 2.481 | 2.439 |
| Sulawesi Selatan | 2.320 | 2.331 | 2.331 | 2.331 | 2.353 | 2.353 | 2.327 |
| Sulawesi Tenggara | 2.371 | 2.382 | 2.382 | 2.395 | 2.395 | 2.433 | 2.365 |
| Gorontalo | 2.409 | 2.318 | 2.318 | 2.523 | 2.528 | 2.432 | 2.367 |
| Sulawesi Barat | 2.447 | 2.447 | 2.447 | 2.500 | 2.500 | 2.500 | 2.431 |
| Maluku | 3.188 | 3.222 | 3.222 | 3.000 | 3.063 | 3.063 | 3.059 |
| Maluku Utara | 3.708 | 3.708 | 3.708 | 3.708 | 3.708 | 3.773 | 3.774 |
| Papua Barat | 3.286 | 3.286 | 3.357 | 3.357 | 3.786 | 3.786 | 3.221 |
| Papua | 4.423 | 4.423 | 4.423 | 4.423 | 4.208 | 4.350 | 4.466 |
| Nasional | 2.749 | 2.766 | 2.767 | 2.770 | 2.791 | 2.806 | 2.710 |

***Kelompok
Pendidikan, Rekreasi
dan
Olah Raga***

Tabel 6.1
Harga Konsumen Pedesaan Kelompok Pendidikan, Rekreasi dan Olahraga, 2008
Uang Bayaran Sekolah SMA Negeri Kelas II (Rp/Bulan/Murid)

| Provinsi | Januari | Februari | Maret | April |
|--------------------------|------------------|------------------|------------------|------------------|
| (1) | (2) | (3) | (4) | (5) |
| Nanggroe Aceh Darussalam | 25.000,00 | 26.000,00 | 27.000,00 | 27.000,00 |
| Sumatera Utara | 25.218,75 | 26.250,00 | 26.666,67 | 26.666,67 |
| Sumatera Barat | 27.666,67 | 28.625,00 | 28.444,44 | 28.444,44 |
| Riau | 29.375,00 | 29.375,00 | 30.000,00 | 30.000,00 |
| Jambi | 25.666,67 | 25.666,67 | 25.666,67 | 25.666,67 |
| Sumatera Selatan | 28.750,00 | 28.750,00 | 28.750,00 | 28.750,00 |
| Bengkulu | 22.500,00 | 23.000,00 | 23.000,00 | 23.000,00 |
| Lampung | 31.857,14 | 31.857,14 | 31.857,14 | 31.857,14 |
| Bangka Belitung | 34.333,33 | 34.333,33 | 34.333,33 | 34.333,33 |
| Kepulauan Riau | 23.500,00 | 23.500,00 | 23.500,00 | 23.500,00 |
| Jawa Barat | 44.772,73 | 46.800,00 | 47.037,04 | 47.037,04 |
| Jawa Tengah | 45.653,85 | 46.410,71 | 46.648,15 | 46.842,59 |
| D. I. Yogyakarta | 37.350,00 | 37.350,00 | 37.350,00 | 36.850,00 |
| Jawa Timur | 37.000,00 | 38.722,22 | 38.232,14 | 39.000,00 |
| Banten | 38.500,00 | 38.500,00 | 38.500,00 | 38.700,00 |
| Bali | 37.000,00 | 37.000,00 | 37.000,00 | 37.000,00 |
| Nusa Tenggara Barat | 33.666,67 | 34.571,43 | 34.571,43 | 34.571,43 |
| Nusa Tenggara Timur | 29.033,33 | 29.033,33 | 29.033,33 | 29.033,33 |
| Kalimantan Barat | 23.285,71 | 23.285,71 | 22.714,29 | 22.714,29 |
| Kalimantan Tengah | 32.000,00 | 34.666,67 | 35.000,00 | 35.000,00 |
| Kalimantan Selatan | 27.500,00 | 27.500,00 | 27.500,00 | 27.500,00 |
| Kalimantan Timur | 31.750,00 | 31.750,00 | 31.750,00 | 32.500,00 |
| Sulawesi Utara | 31.666,67 | 31.666,67 | 31.666,67 | 31.750,00 |
| Sulawesi Tengah | 27.153,85 | 27.153,85 | 27.750,00 | 28.454,55 |
| Sulawesi Selatan | 32.500,00 | 32.500,00 | 32.500,00 | 32.500,00 |
| Sulawesi Tenggara | 22.814,29 | 22.814,29 | 22.814,29 | 22.814,29 |
| Gorontalo | 24.000,00 | 24.000,00 | 24.000,00 | 24.000,00 |
| Sulawesi Barat | 30.000,00 | 30.000,00 | 30.000,00 | 30.000,00 |
| Maluku | 25.000,00 | 25.000,00 | 25.000,00 | 25.000,00 |
| Maluku Utara | 30.714,29 | 30.714,29 | 30.714,29 | 30.714,29 |
| Papua Barat | 28.750,00 | 28.750,00 | 28.750,00 | 28.750,00 |
| Papua | 26.000,00 | 26.000,00 | 26.000,00 | 26.400,00 |
| Nasional | 30.311,84 | 30.673,32 | 30.742,18 | 30.823,44 |

Tabel 6.1: Lanjutan

| Provinsi | Mei | Juni | Juli | Agustus |
|--------------------------|------------------|------------------|------------------|------------------|
| (1) | (6) | (7) | (8) | (9) |
| Nanggroe Aceh Darussalam | 27.000,00 | 27.000,00 | 27.000,00 | 27.000,00 |
| Sumatera Utara | 26.666,67 | 29.375,00 | 30.625,00 | 30.625,00 |
| Sumatera Barat | 27.600,00 | 27.600,00 | 28.600,00 | 29.200,00 |
| Riau | 30.000,00 | 30.000,00 | 30.000,00 | 30.000,00 |
| Jambi | 25.666,67 | 28.000,00 | 28.333,33 | 28.333,33 |
| Sumatera Selatan | 30.000,00 | 31.250,00 | 31.250,00 | 31.250,00 |
| Bengkulu | 23.000,00 | 23.000,00 | 23.000,00 | 25.000,00 |
| Lampung | 34.714,29 | 35.000,00 | 35.000,00 | 35.714,29 |
| Bangka Belitung | 34.333,33 | 35.166,67 | 37.666,67 | 37.666,67 |
| Kepulauan Riau | 23.500,00 | 26.000,00 | 26.000,00 | 26.000,00 |
| Jawa Barat | 47.037,04 | 47.307,69 | 49.130,43 | 50.217,39 |
| Jawa Tengah | 46.679,25 | 46.843,14 | 48.700,00 | 50.800,00 |
| D. I. Yogyakarta | 36.850,00 | 39.100,00 | 40.100,00 | 40.100,00 |
| Jawa Timur | 38.678,57 | 38.500,00 | 41.925,93 | 43.037,04 |
| Banten | 38.700,00 | 39.200,00 | 40.700,00 | 41.800,00 |
| Bali | 38.333,33 | 38.333,33 | 38.333,33 | 38.333,33 |
| Nusa Tenggara Barat | 34.571,43 | 34.571,43 | 37.428,57 | 38.142,86 |
| Nusa Tenggara Timur | 29.033,33 | 29.033,33 | 29.033,33 | 29.033,33 |
| Kalimantan Barat | 22.928,57 | 23.000,00 | 23.142,86 | 23.142,86 |
| Kalimantan Tengah | 35.000,00 | 35.000,00 | 35.000,00 | 35.000,00 |
| Kalimantan Selatan | 31.250,00 | 31.250,00 | 31.250,00 | 31.250,00 |
| Kalimantan Timur | 33.750,00 | 33.750,00 | 33.750,00 | 33.750,00 |
| Sulawesi Utara | 31.750,00 | 31.750,00 | 32.333,33 | 32.333,33 |
| Sulawesi Tengah | 28.166,67 | 28.166,67 | 28.166,67 | 28.166,67 |
| Sulawesi Selatan | 32.500,00 | 35.000,00 | 35.000,00 | 35.000,00 |
| Sulawesi Tenggara | 23.457,14 | 23.457,14 | 23.457,14 | 23.457,14 |
| Gorontalo | 24.700,00 | 24.700,00 | 24.700,00 | 24.700,00 |
| Sulawesi Barat | 30.000,00 | 31.250,00 | 31.250,00 | 31.250,00 |
| Maluku | 25.125,00 | 25.437,50 | 25.437,50 | 25.437,50 |
| Maluku Utara | 32.142,86 | 34.428,57 | 34.428,57 | 34.428,57 |
| Papua Barat | 31.250,00 | 31.250,00 | 31.250,00 | 31.250,00 |
| Papua | 26.600,00 | 26.600,00 | 26.600,00 | 26.600,00 |
| Nasional | 31.280,75 | 31.885,01 | 32.456,02 | 32.750,60 |

Tabel 6.1: Lanjutan

| Provinsi | September | Oktober | November | Desember | Rata-rata |
|--------------------------|------------------|------------------|------------------|------------------|------------------|
| (1) | (10) | (11) | (12) | (13) | (14) |
| Nanggroe Aceh Darussalam | 27.000,00 | 27.000,00 | 27.000,00 | 27.000,00 | 26.750,00 |
| Sumatera Utara | 30.625,00 | 29.166,67 | 30.833,33 | 30.833,33 | 28.629,34 |
| Sumatera Barat | 33.555,56 | 32.200,00 | 33.555,56 | 33.375,00 | 29.905,56 |
| Riau | 30.000,00 | 30.000,00 | 30.000,00 | 30.000,00 | 29.895,83 |
| Jambi | 28.333,33 | 28.333,33 | 28.333,33 | 28.333,33 | 27.194,44 |
| Sumatera Selatan | 31.250,00 | 31.250,00 | 31.250,00 | 31.250,00 | 30.312,50 |
| Bengkulu | 25.000,00 | 25.000,00 | 25.000,00 | 28.000,00 | 24.041,67 |
| Lampung | 35.714,29 | 35.714,29 | 35.714,29 | 35.714,29 | 34.226,19 |
| Bangka Belitung | 37.666,67 | 37.666,67 | 37.666,67 | 37.666,67 | 36.069,44 |
| Kepulauan Riau | 26.000,00 | 26.000,00 | 26.000,00 | 26.000,00 | 24.958,33 |
| Jawa Barat | 52.500,00 | 52.619,05 | 52.619,05 | 50.000,00 | 48.923,12 |
| Jawa Tengah | 51.176,47 | 51.568,63 | 51.500,00 | 51.800,00 | 48.718,57 |
| D. I. Yogyakarta | 38.850,00 | 38.850,00 | 38.850,00 | 38.850,00 | 38.370,83 |
| Jawa Timur | 43.037,04 | 43.037,04 | 44.200,00 | 43.037,04 | 40.700,58 |
| Banten | 41.800,00 | 42.200,00 | 42.200,00 | 42.200,00 | 40.250,00 |
| Bali | 38.333,33 | 38.333,33 | 38.333,33 | 38.333,33 | 37.888,89 |
| Nusa Tenggara Barat | 38.142,86 | 38.142,86 | 40.000,00 | 40.000,00 | 36.531,75 |
| Nusa Tenggara Timur | 29.033,33 | 29.033,33 | 29.033,33 | 29.033,33 | 29.033,33 |
| Kalimantan Barat | 23.142,86 | 24.428,57 | 24.428,57 | 24.428,57 | 23.386,90 |
| Kalimantan Tengah | 35.000,00 | 35.000,00 | 35.000,00 | 35.000,00 | 34.722,22 |
| Kalimantan Selatan | 31.250,00 | 31.250,00 | 31.250,00 | 31.250,00 | 30.000,00 |
| Kalimantan Timur | 33.750,00 | 33.750,00 | 33.750,00 | 33.750,00 | 33.145,83 |
| Sulawesi Utara | 38.333,33 | 38.333,33 | 38.333,33 | 40.000,00 | 34.159,72 |
| Sulawesi Tengah | 28.166,67 | 28.166,67 | 28.166,67 | 28.166,67 | 27.987,13 |
| Sulawesi Selatan | 35.000,00 | 35.000,00 | 35.000,00 | 35.000,00 | 33.958,33 |
| Sulawesi Tenggara | 23.457,14 | 23.457,14 | 23.457,14 | 23.457,14 | 23.242,86 |
| Gorontalo | 24.700,00 | 24.700,00 | 24.700,00 | 24.700,00 | 24.466,67 |
| Sulawesi Barat | 31.250,00 | 31.250,00 | 31.250,00 | 31.250,00 | 30.729,17 |
| Maluku | 25.437,50 | 25.437,50 | 25.437,50 | 25.437,50 | 25.265,63 |
| Maluku Utara | 34.428,57 | 34.428,57 | 34.428,57 | 34.428,57 | 33.000,00 |
| Papua Barat | 31.250,00 | 31.250,00 | 31.250,00 | 31.250,00 | 30.416,67 |
| Papua | 26.600,00 | 26.600,00 | 26.600,00 | 26.600,00 | 26.433,33 |
| Nasional | 33.118,25 | 33.098,97 | 33.285,65 | 33.317,02 | 31.978,59 |

Tabel 6.2
Harga Konsumen Pedesaan Kelompok Pendidikan, Rekreasi dan Olahraga, 2008
Uang Kursus Bahasa Inggris (Rp/Paket)

| Provinsi | Januari | Februari | Maret | April |
|--------------------------|-------------------|-------------------|-------------------|-------------------|
| (1) | (2) | (3) | (4) | (5) |
| Nanggroe Aceh Darussalam | 150.000,00 | 150.000,00 | 155.000,00 | 155.000,00 |
| Sumatera Utara | 100.000,00 | 100.000,00 | 100.000,00 | 100.000,00 |
| Sumatera Barat | 150.000,00 | 150.000,00 | 150.000,00 | 150.000,00 |
| Riau | 150.000,00 | 150.000,00 | 151.666,67 | 151.666,67 |
| Jambi | 180.000,00 | 180.000,00 | 185.000,00 | 185.000,00 |
| Sumatera Selatan | 136.250,00 | 136.250,00 | 137.500,00 | 137.500,00 |
| Bengkulu | - | - | - | - |
| Lampung | 150.000,00 | 150.000,00 | 150.000,00 | 150.000,00 |
| Bangka Belitung | 187.500,00 | 187.500,00 | 187.500,00 | 187.500,00 |
| Kepulauan Riau | - | - | - | - |
| Jawa Barat | 212.500,00 | 215.000,00 | 217.500,00 | 217.500,00 |
| Jawa Tengah | 161.250,00 | 166.250,00 | 166.250,00 | 166.250,00 |
| D. I. Yogyakarta | 200.000,00 | 200.000,00 | 200.000,00 | 200.000,00 |
| Jawa Timur | 164.000,00 | 164.000,00 | 164.000,00 | 164.000,00 |
| Banten | 200.000,00 | 205.000,00 | 210.000,00 | 210.000,00 |
| Bali | 175.000,00 | 175.000,00 | 175.000,00 | 180.000,00 |
| Nusa Tenggara Barat | - | - | - | - |
| Nusa Tenggara Timur | - | - | - | - |
| Kalimantan Barat | 200.000,00 | 200.000,00 | 210.000,00 | 210.000,00 |
| Kalimantan Tengah | 200.000,00 | 210.000,00 | 215.000,00 | 215.000,00 |
| Kalimantan Selatan | - | - | - | - |
| Kalimantan Timur | 166.666,67 | 166.666,67 | 166.666,67 | 166.666,67 |
| Sulawesi Utara | - | - | - | - |
| Sulawesi Tengah | 200.000,00 | 200.000,00 | 200.000,00 | 200.000,00 |
| Sulawesi Selatan | 200.000,00 | 200.000,00 | 200.000,00 | 200.000,00 |
| Sulawesi Tenggara | - | - | - | - |
| Gorontalo | 200.000,00 | 200.000,00 | 200.000,00 | 200.000,00 |
| Sulawesi Barat | 200.000,00 | 216.666,67 | 221.666,67 | 221.666,67 |
| Maluku | 140.000,00 | 140.000,00 | 140.000,00 | 140.000,00 |
| Maluku Utara | 166.666,67 | 166.666,67 | 166.666,67 | 166.666,67 |
| Papua Barat | 187.500,00 | 187.500,00 | 187.500,00 | 190.000,00 |
| Papua | 200.000,00 | 200.000,00 | 200.000,00 | 205.000,00 |
| Nasional | 175.093,33 | 176.660,00 | 178.276,67 | 178.776,67 |

Tabel 6.2: Lanjutan

| Provinsi | Mei | Juni | Juli | Agustus |
|--------------------------|-------------------|-------------------|-------------------|-------------------|
| (1) | (6) | (7) | (8) | (9) |
| Nanggroe Aceh Darussalam | 155.000,00 | 155.000,00 | 155.000,00 | 155.000,00 |
| Sumatera Utara | 100.833,33 | 100.833,33 | 103.333,33 | 103.333,33 |
| Sumatera Barat | 150.000,00 | 165.000,00 | 165.000,00 | 165.000,00 |
| Riau | 151.666,67 | 151.666,67 | 151.666,67 | 151.666,67 |
| Jambi | 185.000,00 | 185.000,00 | 185.000,00 | 185.000,00 |
| Sumatera Selatan | 142.500,00 | 142.500,00 | 142.500,00 | 142.500,00 |
| Bengkulu | - | - | - | - |
| Lampung | 160.000,00 | 165.000,00 | 175.000,00 | 175.000,00 |
| Bangka Belitung | 187.500,00 | 192.500,00 | 192.500,00 | 192.500,00 |
| Kepulauan Riau | - | - | - | - |
| Jawa Barat | 220.000,00 | 220.000,00 | 220.000,00 | 220.000,00 |
| Jawa Tengah | 166.250,00 | 166.250,00 | 166.250,00 | 166.250,00 |
| D. I. Yogyakarta | 220.000,00 | 220.000,00 | 220.000,00 | 220.000,00 |
| Jawa Timur | 164.000,00 | 167.000,00 | 167.000,00 | 167.000,00 |
| Banten | 210.000,00 | 210.000,00 | 210.000,00 | 210.000,00 |
| Bali | 180.000,00 | 180.000,00 | 180.000,00 | 180.000,00 |
| Nusa Tenggara Barat | - | - | - | - |
| Nusa Tenggara Timur | - | - | - | - |
| Kalimantan Barat | 210.000,00 | 210.000,00 | 210.000,00 | 210.000,00 |
| Kalimantan Tengah | 215.000,00 | 215.000,00 | 215.000,00 | 215.000,00 |
| Kalimantan Selatan | - | - | - | - |
| Kalimantan Timur | 175.000,00 | 175.000,00 | 175.000,00 | 175.000,00 |
| Sulawesi Utara | - | - | - | - |
| Sulawesi Tengah | 250.000,00 | 250.000,00 | 250.000,00 | 250.000,00 |
| Sulawesi Selatan | 250.000,00 | 250.000,00 | 250.000,00 | 250.000,00 |
| Sulawesi Tenggara | - | - | - | - |
| Gorontalo | 220.000,00 | 220.000,00 | 220.000,00 | 220.000,00 |
| Sulawesi Barat | 221.666,67 | 221.666,67 | 221.666,67 | 221.666,67 |
| Maluku | 142.500,00 | 142.500,00 | 142.500,00 | 142.500,00 |
| Maluku Utara | 175.000,00 | 175.000,00 | 175.000,00 | 175.000,00 |
| Papua Barat | 190.000,00 | 190.000,00 | 190.000,00 | 190.000,00 |
| Papua | 210.000,00 | 210.000,00 | 210.000,00 | 210.000,00 |
| Nasional | 186.076,67 | 187.196,67 | 187.696,67 | 187.696,67 |

Tabel 6.2: Lanjutan

| Provinsi | September | Oktober | November | Desember | Rata-rata |
|--------------------------|-------------------|-------------------|-------------------|-------------------|-------------------|
| (1) | (10) | (11) | (12) | (13) | (14) |
| Nanggroe Aceh Darussalam | 155.000,00 | 155.000,00 | 155.000,00 | 155.000,00 | 154.166,67 |
| Sumatera Utara | 103.333,33 | 103.333,33 | 103.333,33 | 103.333,33 | 101.805,56 |
| Sumatera Barat | 165.000,00 | 165.000,00 | 165.000,00 | 165.000,00 | 158.750,00 |
| Riau | 151.666,67 | 151.666,67 | 151.666,67 | 151.666,67 | 151.388,89 |
| Jambi | 185.000,00 | 185.000,00 | 185.000,00 | 185.000,00 | 184.166,67 |
| Sumatera Selatan | 142.500,00 | 142.500,00 | 142.500,00 | 142.500,00 | 140.625,00 |
| Bengkulu | - | - | - | - | - |
| Lampung | 175.000,00 | 175.000,00 | 175.000,00 | 175.000,00 | 164.583,33 |
| Bangka Belitung | 192.500,00 | 192.500,00 | 192.500,00 | 192.500,00 | 190.416,67 |
| Kepulauan Riau | - | - | - | - | - |
| Jawa Barat | 220.000,00 | 220.000,00 | 220.000,00 | 220.000,00 | 218.541,67 |
| Jawa Tengah | 166.250,00 | 166.250,00 | 166.250,00 | 166.250,00 | 165.833,33 |
| D. I. Yogyakarta | 220.000,00 | 220.000,00 | 220.000,00 | 220.000,00 | 213.333,33 |
| Jawa Timur | 167.000,00 | 167.000,00 | 167.000,00 | 167.000,00 | 165.750,00 |
| Banten | 210.000,00 | 210.000,00 | 210.000,00 | 210.000,00 | 208.750,00 |
| Bali | 180.000,00 | 180.000,00 | 180.000,00 | 180.000,00 | 178.750,00 |
| Nusa Tenggara Barat | - | - | - | - | - |
| Nusa Tenggara Timur | - | - | - | - | - |
| Kalimantan Barat | 210.000,00 | 210.000,00 | 215.000,00 | 215.000,00 | 209.166,67 |
| Kalimantan Tengah | 215.000,00 | 215.000,00 | 215.000,00 | 215.000,00 | 213.333,33 |
| Kalimantan Selatan | - | - | - | - | - |
| Kalimantan Timur | 175.000,00 | 175.000,00 | 175.000,00 | 175.000,00 | 172.222,22 |
| Sulawesi Utara | - | - | - | - | - |
| Sulawesi Tengah | 250.000,00 | 250.000,00 | 250.000,00 | 250.000,00 | 233.333,33 |
| Sulawesi Selatan | 250.000,00 | 250.000,00 | 250.000,00 | 250.000,00 | 233.333,33 |
| Sulawesi Tenggara | - | - | - | - | - |
| Gorontalo | 220.000,00 | 220.000,00 | 220.000,00 | 220.000,00 | 213.333,33 |
| Sulawesi Barat | 221.666,67 | 221.666,67 | 221.666,67 | 221.666,67 | 219.444,44 |
| Maluku | 142.500,00 | 142.500,00 | 142.500,00 | 142.500,00 | 141.666,67 |
| Maluku Utara | 175.000,00 | 175.000,00 | 175.000,00 | 175.000,00 | 172.222,22 |
| Papua Barat | 190.000,00 | 190.000,00 | 190.000,00 | 190.000,00 | 189.375,00 |
| Papua | 210.000,00 | 210.000,00 | 210.000,00 | 210.000,00 | 207.083,33 |
| Nasional | 187.696,67 | 187.696,67 | 187.896,67 | 187.896,67 | 184.055,00 |

Tabel 6.3
Harga Konsumen Pedesaan Kelompok Pendidikan, Rekreasi dan Olahraga, 2008
Buku Bacaan SD (Rp/Buah)

| Provinsi | Januari | Februari | Maret | April |
|--------------------------|------------------|------------------|------------------|------------------|
| (1) | (2) | (3) | (4) | (5) |
| Nanggroe Aceh Darussalam | 25.000,00 | 25.000,00 | 25.000,00 | 25.000,00 |
| Sumatera Utara | 18.000,00 | 18.000,00 | 18.000,00 | 19.000,00 |
| Sumatera Barat | 24.468,75 | 24.593,75 | 24.625,00 | 26.906,25 |
| Riau | 22.940,00 | 22.940,00 | 22.940,00 | 23.220,00 |
| Jambi | - | - | - | - |
| Sumatera Selatan | 26.875,00 | 26.875,00 | 33.312,50 | 36.625,00 |
| Bengkulu | 20.000,00 | 20.000,00 | 25.000,00 | 25.000,00 |
| Lampung | 25.875,00 | 25.875,00 | 25.875,00 | 33.750,00 |
| Bangka Belitung | 20.300,00 | 21.437,50 | 21.437,50 | 21.437,50 |
| Kepulauan Riau | 26.000,00 | 26.000,00 | 26.500,00 | 27.000,00 |
| Jawa Barat | 26.133,33 | 22.088,89 | 22.088,89 | 22.088,89 |
| Jawa Tengah | 16.444,44 | 19.277,78 | 24.769,23 | 25.384,62 |
| D. I. Yogyakarta | 18.785,71 | 19.750,00 | 19.750,00 | 19.375,00 |
| Jawa Timur | 15.941,18 | 16.714,29 | 16.714,29 | 17.250,00 |
| Banten | 22.000,00 | 22.000,00 | 22.000,00 | 22.000,00 |
| Bali | 19.000,00 | 19.000,00 | 20.000,00 | 20.000,00 |
| Nusa Tenggara Barat | 15.500,00 | 15.750,00 | 16.250,00 | 16.250,00 |
| Nusa Tenggara Timur | 20.000,00 | 20.000,00 | 22.600,00 | 22.600,00 |
| Kalimantan Barat | 24.500,00 | 25.400,00 | 25.400,00 | 28.142,86 |
| Kalimantan Tengah | 22.571,43 | 22.857,14 | 23.000,00 | 23.000,00 |
| Kalimantan Selatan | 18.900,00 | 18.900,00 | 18.900,00 | 18.900,00 |
| Kalimantan Timur | 31.055,56 | 31.055,56 | 31.722,22 | 31.722,22 |
| Sulawesi Utara | 22.500,00 | 22.500,00 | 22.500,00 | 23.000,00 |
| Sulawesi Tengah | 31.000,00 | 31.000,00 | 31.000,00 | 31.000,00 |
| Sulawesi Selatan | 23.000,00 | 23.000,00 | 23.000,00 | 23.000,00 |
| Sulawesi Tenggara | 28.000,00 | 29.000,00 | 30.000,00 | 30.000,00 |
| Gorontalo | 24.000,00 | 24.500,00 | 24.500,00 | 24.500,00 |
| Sulawesi Barat | 21.000,00 | 23.000,00 | 23.000,00 | 23.000,00 |
| Maluku | 28.666,67 | 28.666,67 | 29.000,00 | 29.000,00 |
| Maluku Utara | 29.000,00 | 29.000,00 | 29.400,00 | 29.400,00 |
| Papua Barat | 32.300,00 | 32.300,00 | 32.300,00 | 32.300,00 |
| Papua | 27.363,64 | 27.363,64 | 27.363,64 | 27.363,64 |
| Nasional | 23.455,51 | 23.672,43 | 24.449,94 | 25.071,48 |

Tabel 6.3: Lanjutan

| Provinsi | Mei | Juni | Juli | Agustus |
|--------------------------|------------------|------------------|------------------|------------------|
| (1) | (6) | (7) | (8) | (9) |
| Nanggroe Aceh Darussalam | 25.000,00 | 25.000,00 | 25.000,00 | 25.000,00 |
| Sumatera Utara | 19.000,00 | 19.000,00 | 19.000,00 | 19.000,00 |
| Sumatera Barat | 26.906,25 | 27.093,75 | 27.656,25 | 28.156,25 |
| Riau | 23.220,00 | 23.220,00 | 23.220,00 | 23.220,00 |
| Jambi | - | - | - | - |
| Sumatera Selatan | 36.625,00 | 36.625,00 | 36.083,33 | 36.083,33 |
| Bengkulu | 25.000,00 | 25.000,00 | 25.000,00 | 25.000,00 |
| Lampung | 33.750,00 | 33.750,00 | 33.750,00 | 33.750,00 |
| Bangka Belitung | 20.650,00 | 20.650,00 | 20.650,00 | 20.650,00 |
| Kepulauan Riau | 27.000,00 | 27.000,00 | 27.000,00 | 27.000,00 |
| Jawa Barat | 19.163,64 | 16.725,00 | 16.285,71 | 15.571,43 |
| Jawa Tengah | 28.000,00 | 28.272,73 | 28.272,73 | 31.590,91 |
| D. I. Yogyakarta | 20.555,56 | 20.777,78 | 18.571,43 | 18.571,43 |
| Jawa Timur | 18.090,91 | 18.272,73 | 18.568,18 | 18.568,18 |
| Banten | 22.000,00 | 24.000,00 | 24.000,00 | 24.000,00 |
| Bali | 20.000,00 | 20.000,00 | 20.000,00 | 20.000,00 |
| Nusa Tenggara Barat | 16.250,00 | 16.250,00 | 16.250,00 | 16.250,00 |
| Nusa Tenggara Timur | 22.600,00 | 22.600,00 | 22.600,00 | 22.600,00 |
| Kalimantan Barat | 28.142,86 | 28.142,86 | 28.142,86 | 28.142,86 |
| Kalimantan Tengah | 23.000,00 | 23.857,14 | 23.857,14 | 23.857,14 |
| Kalimantan Selatan | 18.900,00 | 19.700,00 | 20.200,00 | 20.200,00 |
| Kalimantan Timur | 31.722,22 | 31.722,22 | 31.722,22 | 31.722,22 |
| Sulawesi Utara | 23.000,00 | 23.000,00 | 23.000,00 | 23.000,00 |
| Sulawesi Tengah | 32.000,00 | 32.000,00 | 32.000,00 | 32.000,00 |
| Sulawesi Selatan | 23.000,00 | 23.750,00 | 23.750,00 | 23.750,00 |
| Sulawesi Tenggara | 30.000,00 | 30.000,00 | 30.000,00 | 30.000,00 |
| Gorontalo | 24.500,00 | 24.500,00 | 24.500,00 | 24.500,00 |
| Sulawesi Barat | 24.000,00 | 24.000,00 | 24.000,00 | 24.000,00 |
| Maluku | 29.000,00 | 29.000,00 | 29.000,00 | 29.000,00 |
| Maluku Utara | 29.400,00 | 29.400,00 | 29.400,00 | 29.400,00 |
| Papua Barat | 32.500,00 | 32.500,00 | 36.000,00 | 36.000,00 |
| Papua | 28.318,18 | 28.318,18 | 28.590,91 | 28.590,91 |
| Nasional | 25.203,05 | 25.294,43 | 25.357,12 | 25.457,25 |

Tabel 6.3: Lanjutan

| Provinsi | September | Oktober | November | Desember | Rata-rata |
|--------------------------|------------------|------------------|------------------|------------------|------------------|
| (1) | (10) | (11) | (12) | (13) | (14) |
| Nanggroe Aceh Darussalam | 25.000,00 | 27.500,00 | 27.500,00 | 25.000,00 | 25.416,67 |
| Sumatera Utara | 19.000,00 | 19.000,00 | 19.000,00 | 19.000,00 | 18.750,00 |
| Sumatera Barat | 28.781,25 | 28.752,94 | 29.588,24 | 29.333,33 | 27.238,50 |
| Riau | 23.220,00 | 23.220,00 | 23.220,00 | 23.220,00 | 23.150,00 |
| Jambi | - | - | - | - | - |
| Sumatera Selatan | 36.083,33 | 36.083,33 | 36.083,33 | 36.083,33 | 34.453,13 |
| Bengkulu | 25.000,00 | 25.000,00 | 25.000,00 | 25.000,00 | 24.166,67 |
| Lampung | 33.750,00 | 33.750,00 | 33.750,00 | 33.750,00 | 31.781,25 |
| Bangka Belitung | 20.650,00 | 21.055,56 | 23.722,22 | 23.722,22 | 21.363,54 |
| Kepulauan Riau | 27.000,00 | 27.000,00 | 27.000,00 | 27.000,00 | 26.791,67 |
| Jawa Barat | 15.571,43 | 16.571,43 | 16.571,43 | 16.571,43 | 18.785,96 |
| Jawa Tengah | 28.772,73 | 29.409,09 | 29.409,09 | 29.409,09 | 26.584,37 |
| D. I. Yogyakarta | 18.857,14 | 18.857,14 | 18.857,14 | 18.857,14 | 19.297,12 |
| Jawa Timur | 18.568,18 | 18.659,09 | 19.075,00 | 18.886,36 | 17.942,37 |
| Banten | 24.000,00 | 24.000,00 | 24.000,00 | 24.000,00 | 23.166,67 |
| Bali | 20.000,00 | 20.000,00 | 20.000,00 | 20.000,00 | 19.833,33 |
| Nusa Tenggara Barat | 16.250,00 | 16.250,00 | 16.250,00 | 16.250,00 | 16.145,83 |
| Nusa Tenggara Timur | 22.600,00 | 22.600,00 | 22.600,00 | 22.600,00 | 22.166,67 |
| Kalimantan Barat | 28.142,86 | 25.333,33 | 24.500,00 | 24.500,00 | 26.540,87 |
| Kalimantan Tengah | 23.857,14 | 23.857,14 | 23.857,14 | 23.857,14 | 23.452,38 |
| Kalimantan Selatan | 20.200,00 | 20.200,00 | 20.200,00 | 20.200,00 | 19.616,67 |
| Kalimantan Timur | 31.722,22 | 31.722,22 | 31.722,22 | 31.722,22 | 31.611,11 |
| Sulawesi Utara | 23.000,00 | 23.000,00 | 23.000,00 | 23.000,00 | 22.875,00 |
| Sulawesi Tengah | 32.000,00 | 32.000,00 | 32.000,00 | 32.000,00 | 31.666,67 |
| Sulawesi Selatan | 23.750,00 | 23.750,00 | 23.750,00 | 23.750,00 | 23.437,50 |
| Sulawesi Tenggara | 30.000,00 | 30.000,00 | 30.000,00 | 30.000,00 | 29.750,00 |
| Gorontalo | 24.500,00 | 24.500,00 | 24.500,00 | 24.500,00 | 24.458,33 |
| Sulawesi Barat | 24.000,00 | 24.000,00 | 24.000,00 | 24.000,00 | 23.500,00 |
| Maluku | 29.000,00 | 29.000,00 | 29.000,00 | 29.000,00 | 28.944,44 |
| Maluku Utara | 29.400,00 | 29.400,00 | 29.400,00 | 29.400,00 | 29.333,33 |
| Papua Barat | 36.000,00 | 36.000,00 | 36.000,00 | 36.000,00 | 34.183,33 |
| Papua | 28.590,91 | 28.590,91 | 28.590,91 | 28.590,91 | 28.136,36 |
| Nasional | 25.395,72 | 25.453,62 | 25.553,12 | 25.458,17 | 24.985,15 |

Tabel 6.4
Harga Konsumen Pedesaan Kelompok Pendidikan, Rekreasi dan Olahraga, 2008
Buku Tulis Bergaris 58 Lbr (Rp/Buah)

| Provinsi | Januari | Februari | Maret | April |
|--------------------------|-----------------|-----------------|-----------------|-----------------|
| (1) | (2) | (3) | (4) | (5) |
| Nanggroe Aceh Darussalam | 3.375,00 | 3.400,00 | 3.531,25 | 3.531,25 |
| Sumatera Utara | 2.777,78 | 2.750,00 | 2.823,53 | 2.823,53 |
| Sumatera Barat | 1.850,00 | 1.671,05 | 1.617,65 | 1.617,65 |
| Riau | 2.833,33 | 2.833,33 | 2.769,23 | 2.769,23 |
| Jambi | 2.528,57 | 2.355,56 | 2.188,89 | 2.188,89 |
| Sumatera Selatan | 3.180,00 | 3.014,29 | 2.750,00 | 2.710,53 |
| Bengkulu | 2.016,67 | 2.047,06 | 2.047,06 | 1.989,47 |
| Lampung | 2.618,18 | 2.477,78 | 2.536,36 | 2.590,00 |
| Bangka Belitung | 2.033,33 | 2.289,47 | 2.289,47 | 2.289,47 |
| Kepulauan Riau | 2.333,33 | 2.500,00 | 2.500,00 | 2.500,00 |
| Jawa Barat | 2.128,95 | 2.171,79 | 2.207,50 | 2.213,75 |
| Jawa Tengah | 2.059,20 | 2.019,35 | 2.136,46 | 2.159,18 |
| D. I. Yogyakarta | 2.106,25 | 1.981,25 | 2.072,22 | 2.105,00 |
| Jawa Timur | 2.202,17 | 2.210,12 | 2.236,05 | 2.247,67 |
| Banten | 2.550,00 | 2.476,92 | 2.516,67 | 2.516,67 |
| Bali | 3.683,33 | 3.638,89 | 3.450,00 | 3.380,95 |
| Nusa Tenggara Barat | 2.032,35 | 2.150,00 | 2.155,88 | 2.155,88 |
| Nusa Tenggara Timur | 3.500,00 | 3.500,00 | 3.107,14 | 3.107,14 |
| Kalimantan Barat | 1.950,00 | 1.950,00 | 1.978,95 | 2.031,58 |
| Kalimantan Tengah | 2.800,00 | 2.800,00 | 2.900,00 | 2.900,00 |
| Kalimantan Selatan | 3.270,83 | 3.270,83 | 3.270,83 | 3.270,83 |
| Kalimantan Timur | 3.400,00 | 3.714,29 | 3.531,25 | 3.133,33 |
| Sulawesi Utara | 3.500,00 | 3.500,00 | 3.500,00 | 3.500,00 |
| Sulawesi Tengah | 3.027,78 | 2.825,00 | 2.944,44 | 3.065,22 |
| Sulawesi Selatan | 2.250,00 | 2.666,67 | 2.833,33 | 2.733,33 |
| Sulawesi Tenggara | 2.777,50 | 2.225,00 | 2.363,89 | 2.405,56 |
| Gorontalo | 2.300,00 | 2.300,00 | 2.300,00 | 2.350,00 |
| Sulawesi Barat | 2.400,00 | 2.533,33 | 2.035,71 | 2.021,43 |
| Maluku | 3.318,18 | 3.318,18 | 3.318,18 | 3.318,18 |
| Maluku Utara | 3.650,00 | 3.650,00 | 4.291,67 | 4.400,00 |
| Papua Barat | 3.071,43 | 3.071,43 | 3.071,43 | 2.750,00 |
| Papua | 2.900,00 | 3.730,00 | 3.900,00 | 3.981,82 |
| Nasional | 2.700,76 | 2.720,05 | 2.724,22 | 2.711,17 |

Tabel 6.4: Lanjutan

| Provinsi | Mei | Juni | Juli | Agustus |
|--------------------------|-----------------|-----------------|-----------------|-----------------|
| (1) | (6) | (7) | (8) | (9) |
| Nanggroe Aceh Darussalam | 3.562,50 | 3.500,00 | 3.531,25 | 3.531,25 |
| Sumatera Utara | 2.823,53 | 2.911,76 | 3.029,41 | 3.047,06 |
| Sumatera Barat | 1.625,00 | 1.669,44 | 1.852,78 | 1.863,89 |
| Riau | 2.769,23 | 2.769,23 | 2.884,62 | 2.892,86 |
| Jambi | 2.333,33 | 2.533,33 | 2.588,89 | 2.588,89 |
| Sumatera Selatan | 2.764,71 | 2.764,71 | 2.711,76 | 2.711,76 |
| Bengkulu | 2.164,71 | 2.370,59 | 2.370,59 | 2.429,41 |
| Lampung | 2.590,00 | 2.660,00 | 2.710,00 | 2.610,00 |
| Bangka Belitung | 2.309,52 | 2.309,52 | 2.309,52 | 2.333,33 |
| Kepulauan Riau | 2.500,00 | 2.666,67 | 2.833,33 | 2.833,33 |
| Jawa Barat | 2.340,24 | 2.523,08 | 2.518,92 | 2.537,84 |
| Jawa Tengah | 2.182,14 | 2.196,32 | 2.266,84 | 2.281,25 |
| D. I. Yogyakarta | 2.105,00 | 2.105,00 | 2.186,36 | 2.186,36 |
| Jawa Timur | 2.258,05 | 2.297,73 | 2.620,00 | 2.688,41 |
| Banten | 2.336,36 | 2.381,82 | 2.520,00 | 2.520,00 |
| Bali | 3.380,95 | 3.392,86 | 3.392,86 | 3.392,86 |
| Nusa Tenggara Barat | 2.155,88 | 2.155,88 | 2.244,12 | 2.244,12 |
| Nusa Tenggara Timur | 3.192,31 | 3.307,69 | 3.307,69 | 3.307,69 |
| Kalimantan Barat | 2.031,58 | 2.057,89 | 2.068,42 | 2.068,42 |
| Kalimantan Tengah | 2.900,00 | 2.916,67 | 2.983,33 | 3.050,00 |
| Kalimantan Selatan | 3.270,83 | 3.270,83 | 3.254,17 | 3.379,17 |
| Kalimantan Timur | 3.133,33 | 3.285,71 | 3.285,71 | 3.285,71 |
| Sulawesi Utara | 3.500,00 | 3.555,56 | 3.577,78 | 3.577,78 |
| Sulawesi Tengah | 3.065,22 | 3.090,91 | 3.163,04 | 3.228,26 |
| Sulawesi Selatan | 2.816,67 | 2.941,67 | 2.846,15 | 2.807,69 |
| Sulawesi Tenggara | 2.429,41 | 2.429,41 | 2.625,00 | 2.538,46 |
| Gorontalo | 2.350,00 | 2.350,00 | 2.350,00 | 2.350,00 |
| Sulawesi Barat | 2.000,00 | 2.021,43 | 2.128,57 | 2.178,57 |
| Maluku | 3.318,18 | 3.318,18 | 3.318,18 | 3.318,18 |
| Maluku Utara | 4.857,14 | 4.857,14 | 4.857,14 | 4.857,14 |
| Papua Barat | 3.025,00 | 3.337,50 | 3.212,50 | 3.525,00 |
| Papua | 3.858,33 | 4.105,88 | 4.341,18 | 4.370,59 |
| Nasional | 2.748,41 | 2.814,20 | 2.871,57 | 2.891,73 |

Tabel 6.4: Lanjutan

| Provinsi | September | Oktober | November | Desember | Rata-rata |
|--------------------------|------------------|-----------------|-----------------|-----------------|------------------|
| (1) | (10) | (11) | (12) | (13) | (14) |
| Nanggroe Aceh Darussalam | 3.531,25 | 3.531,25 | 3.531,25 | 3.416,67 | 3.497,74 |
| Sumatera Utara | 3.047,06 | 3.105,88 | 3.164,71 | 3.164,71 | 2.955,75 |
| Sumatera Barat | 1.902,78 | 1.936,84 | 1.929,41 | 1.946,15 | 1.790,22 |
| Riau | 2.892,86 | 2.892,86 | 3.000,00 | 3.000,00 | 2.858,90 |
| Jambi | 2.644,44 | 2.644,44 | 2.644,44 | 2.537,50 | 2.481,43 |
| Sumatera Selatan | 2.800,00 | 2.800,00 | 2.750,00 | 2.750,00 | 2.808,98 |
| Bengkulu | 2.547,06 | 2.547,06 | 2.547,06 | 2.884,62 | 2.330,11 |
| Lampung | 2.640,00 | 2.740,00 | 2.711,11 | 2.711,11 | 2.632,88 |
| Bangka Belitung | 2.282,61 | 2.282,61 | 2.270,83 | 2.262,50 | 2.271,85 |
| Kepulauan Riau | 2.833,33 | 2.666,67 | 2.666,67 | 2.750,00 | 2.631,94 |
| Jawa Barat | 2.561,11 | 2.602,86 | 2.647,14 | 2.732,81 | 2.432,17 |
| Jawa Tengah | 2.309,38 | 2.323,66 | 2.324,47 | 2.302,11 | 2.213,36 |
| D. I. Yogyakarta | 2.186,36 | 2.186,36 | 2.186,36 | 2.186,36 | 2.132,74 |
| Jawa Timur | 2.701,83 | 2.701,83 | 2.716,25 | 2.708,54 | 2.465,72 |
| Banten | 2.520,00 | 2.520,00 | 2.520,00 | 2.520,00 | 2.491,54 |
| Bali | 3.392,86 | 3.397,62 | 3.397,62 | 3.397,62 | 3.441,53 |
| Nusa Tenggara Barat | 2.244,12 | 2.244,12 | 2.244,12 | 2.244,12 | 2.189,22 |
| Nusa Tenggara Timur | 3.307,69 | 3.346,15 | 3.346,15 | 3.500,00 | 3.319,14 |
| Kalimantan Barat | 2.130,00 | 2.130,00 | 2.130,00 | 2.130,00 | 2.054,74 |
| Kalimantan Tengah | 2.985,29 | 2.985,29 | 2.985,29 | 2.985,29 | 2.932,60 |
| Kalimantan Selatan | 3.379,17 | 3.308,33 | 3.308,33 | 3.308,33 | 3.296,88 |
| Kalimantan Timur | 3.357,14 | 3.357,14 | 3.357,14 | 3.357,14 | 3.349,83 |
| Sulawesi Utara | 3.577,78 | 3.411,11 | 3.577,78 | 3.577,78 | 3.529,63 |
| Sulawesi Tengah | 3.228,26 | 3.228,26 | 3.170,45 | 3.170,45 | 3.100,61 |
| Sulawesi Selatan | 2.846,15 | 2.846,15 | 2.727,27 | 2.727,27 | 2.753,53 |
| Sulawesi Tenggara | 2.576,92 | 2.576,92 | 2.615,38 | 2.611,11 | 2.514,55 |
| Gorontalo | 2.350,00 | 2.350,00 | 2.350,00 | 2.350,00 | 2.337,50 |
| Sulawesi Barat | 2.178,57 | 2.250,00 | 2.250,00 | 2.250,00 | 2.187,30 |
| Maluku | 3.318,18 | 3.318,18 | 3.318,18 | 3.318,18 | 3.318,18 |
| Maluku Utara | 4.857,14 | 4.857,14 | 4.857,14 | 3.800,00 | 4.482,64 |
| Papua Barat | 3.525,00 | 3.525,00 | 3.650,00 | 3.650,00 | 3.284,52 |
| Papua | 4.341,18 | 4.400,00 | 4.369,23 | 3.088,89 | 3.948,92 |
| Nasional | 2.906,11 | 2.906,68 | 2.914,49 | 2.854,35 | 2.813,65 |

Tabel 6.5
Harga Konsumen Pedesaan Kelompok Pendidikan, Rekreasi dan Olahraga, 2008
Penggaris Plastik (Rp/Buah = 50 cm)

| Provinsi | Januari | Februari | Maret | April |
|--------------------------|-----------------|-----------------|-----------------|-----------------|
| (1) | (2) | (3) | (4) | (5) |
| Nanggroe Aceh Darussalam | 1.888,46 | 1.929,63 | 1.907,41 | 2.000,00 |
| Sumatera Utara | 1.504,00 | 1.510,42 | 1.552,08 | 1.552,08 |
| Sumatera Barat | 1.326,92 | 1.326,92 | 1.320,00 | 1.320,00 |
| Riau | 2.069,57 | 2.069,57 | 2.050,00 | 2.072,73 |
| Jambi | 2.450,00 | 2.650,00 | 2.600,00 | 2.541,67 |
| Sumatera Selatan | 1.846,15 | 1.778,85 | 1.721,15 | 1.855,77 |
| Bengkulu | 1.342,86 | 1.369,23 | 1.369,23 | 1.485,71 |
| Lampung | 1.868,75 | 1.923,91 | 1.923,91 | 1.923,91 |
| Bangka Belitung | 2.065,22 | 2.180,00 | 2.180,00 | 2.180,00 |
| Kepulauan Riau | 1.083,33 | 1.055,56 | 1.050,00 | 1.166,67 |
| Jawa Barat | 1.535,94 | 1.613,71 | 1.627,87 | 1.655,74 |
| Jawa Tengah | 1.156,97 | 1.174,24 | 1.177,44 | 1.176,87 |
| D. I. Yogyakarta | 1.241,67 | 1.075,00 | 1.006,67 | 1.093,33 |
| Jawa Timur | 1.292,22 | 1.287,78 | 1.331,88 | 1.347,43 |
| Banten | 1.805,56 | 1.722,22 | 1.916,67 | 1.916,67 |
| Bali | 1.445,00 | 1.532,14 | 1.480,00 | 1.480,00 |
| Nusa Tenggara Barat | 2.126,39 | 1.977,38 | 2.025,00 | 2.025,00 |
| Nusa Tenggara Timur | 1.943,18 | 2.221,15 | 2.205,36 | 2.268,52 |
| Kalimantan Barat | 1.954,55 | 2.033,33 | 2.064,52 | 2.015,15 |
| Kalimantan Tengah | 2.925,00 | 2.868,42 | 2.800,00 | 2.900,00 |
| Kalimantan Selatan | 2.215,00 | 2.215,00 | 1.976,00 | 1.989,29 |
| Kalimantan Timur | 3.766,67 | 3.750,00 | 3.566,67 | 3.455,56 |
| Sulawesi Utara | 1.678,57 | 1.678,57 | 1.678,57 | 1.687,50 |
| Sulawesi Tengah | 2.308,33 | 2.267,24 | 2.384,62 | 2.500,00 |
| Sulawesi Selatan | 1.687,50 | 1.625,00 | 1.781,25 | 1.875,00 |
| Sulawesi Tenggara | 1.803,57 | 2.000,00 | 1.935,48 | 2.007,41 |
| Gorontalo | 1.795,45 | 1.675,00 | 1.472,22 | 1.638,89 |
| Sulawesi Barat | 1.440,48 | 1.587,50 | 1.587,50 | 1.960,53 |
| Maluku | 3.685,19 | 3.693,55 | 3.766,67 | 3.750,00 |
| Maluku Utara | 4.250,00 | 4.250,00 | 4.550,00 | 4.861,11 |
| Papua Barat | 2.142,86 | 2.300,00 | 2.300,00 | 2.250,00 |
| Papua | 4.000,00 | 3.863,64 | 3.500,00 | 3.966,67 |
| Nasional | 2.051,42 | 2.068,91 | 2.056,51 | 2.122,47 |

Tabel 6.5: Lanjutan

| Provinsi | Mei | Juni | Juli | Agustus |
|--------------------------|-----------------|-----------------|-----------------|-----------------|
| (1) | (6) | (7) | (8) | (9) |
| Nanggroe Aceh Darussalam | 2.086,21 | 2.000,00 | 2.066,67 | 2.066,67 |
| Sumatera Utara | 1.572,92 | 1.668,18 | 1.668,18 | 1.668,18 |
| Sumatera Barat | 1.320,00 | 1.360,00 | 1.360,00 | 1.360,00 |
| Riau | 2.050,00 | 2.050,00 | 2.072,73 | 2.286,96 |
| Jambi | 2.541,67 | 2.541,67 | 2.590,91 | 2.590,91 |
| Sumatera Selatan | 1.721,15 | 1.721,15 | 1.682,69 | 1.682,69 |
| Bengkulu | 1.407,69 | 1.423,08 | 1.461,54 | 1.500,00 |
| Lampung | 1.932,61 | 1.932,61 | 2.052,17 | 2.065,22 |
| Bangka Belitung | 2.050,00 | 2.032,76 | 2.067,24 | 2.067,24 |
| Kepulauan Riau | 1.166,67 | 1.277,78 | 1.388,89 | 1.388,89 |
| Jawa Barat | 1.765,38 | 1.787,10 | 1.729,63 | 1.769,44 |
| Jawa Tengah | 1.168,25 | 1.185,56 | 1.200,74 | 1.204,74 |
| D. I. Yogyakarta | 1.286,67 | 1.286,67 | 1.286,67 | 1.333,33 |
| Jawa Timur | 1.351,44 | 1.372,86 | 1.406,07 | 1.422,26 |
| Banten | 1.916,67 | 1.916,67 | 1.944,44 | 1.972,22 |
| Bali | 1.463,33 | 1.446,67 | 1.446,67 | 1.446,67 |
| Nusa Tenggara Barat | 2.025,00 | 2.062,50 | 2.087,50 | 2.087,50 |
| Nusa Tenggara Timur | 2.342,59 | 2.377,78 | 2.377,78 | 2.377,78 |
| Kalimantan Barat | 2.015,15 | 2.015,15 | 2.021,21 | 2.021,21 |
| Kalimantan Tengah | 3.050,00 | 3.060,00 | 3.060,00 | 3.060,00 |
| Kalimantan Selatan | 1.912,50 | 1.967,74 | 1.951,61 | 1.983,87 |
| Kalimantan Timur | 3.352,63 | 3.482,35 | 3.482,35 | 3.511,76 |
| Sulawesi Utara | 1.687,50 | 1.718,75 | 1.562,50 | 1.562,50 |
| Sulawesi Tengah | 2.461,54 | 2.537,04 | 2.589,29 | 2.648,15 |
| Sulawesi Selatan | 1.977,27 | 1.977,27 | 2.022,73 | 1.978,26 |
| Sulawesi Tenggara | 1.973,33 | 2.046,15 | 2.030,43 | 2.030,43 |
| Gorontalo | 1.638,89 | 1.638,89 | 1.625,00 | 1.625,00 |
| Sulawesi Barat | 2.013,89 | 1.712,50 | 1.762,50 | 1.737,50 |
| Maluku | 3.833,33 | 3.833,33 | 3.833,33 | 4.333,33 |
| Maluku Utara | 4.807,69 | 4.807,69 | 4.807,69 | 4.807,69 |
| Papua Barat | 2.300,00 | 2.576,92 | 2.600,00 | 2.923,08 |
| Papua | 3.117,65 | 3.175,00 | 3.270,83 | 3.270,83 |
| Nasional | 2.103,43 | 2.124,74 | 2.140,94 | 2.180,76 |

Tabel 6.5: Lanjutan

| Provinsi | September | Oktober | November | Desember | Rata-rata |
|--------------------------|------------------|-----------------|-----------------|-----------------|------------------|
| (1) | (10) | (11) | (12) | (13) | (14) |
| Nanggroe Aceh Darussalam | 2.050,00 | 2.033,33 | 2.033,33 | 2.108,70 | 2.014,20 |
| Sumatera Utara | 1.668,18 | 1.813,04 | 1.932,61 | 1.932,61 | 1.670,21 |
| Sumatera Barat | 1.380,00 | 1.395,83 | 1.357,14 | 1.472,22 | 1.358,25 |
| Riau | 2.273,08 | 2.300,00 | 2.394,74 | 2.444,44 | 2.177,82 |
| Jambi | 2.590,91 | 2.590,91 | 2.590,91 | 2.600,00 | 2.573,30 |
| Sumatera Selatan | 1.790,00 | 1.790,00 | 1.930,00 | 1.930,00 | 1.787,47 |
| Bengkulu | 1.500,00 | 1.500,00 | 1.500,00 | 1.600,00 | 1.454,95 |
| Lampung | 2.065,22 | 2.065,22 | 2.204,55 | 2.238,10 | 2.016,35 |
| Bangka Belitung | 2.240,91 | 2.240,91 | 2.286,36 | 2.286,36 | 2.156,42 |
| Kepulauan Riau | 1.388,89 | 1.350,00 | 1.400,00 | 1.388,89 | 1.258,80 |
| Jawa Barat | 1.773,64 | 1.774,53 | 1.783,96 | 1.814,71 | 1.719,30 |
| Jawa Tengah | 1.197,52 | 1.222,39 | 1.222,79 | 1.203,62 | 1.190,93 |
| D. I. Yogyakarta | 1.333,33 | 1.333,33 | 1.333,33 | 1.333,33 | 1.245,28 |
| Jawa Timur | 1.422,26 | 1.424,45 | 1.452,24 | 1.439,05 | 1.379,16 |
| Banten | 1.972,22 | 2.000,00 | 2.000,00 | 2.027,78 | 1.925,93 |
| Bali | 1.446,67 | 1.450,00 | 1.450,00 | 1.450,00 | 1.461,43 |
| Nusa Tenggara Barat | 2.087,50 | 2.087,50 | 2.087,50 | 2.087,50 | 2.063,86 |
| Nusa Tenggara Timur | 2.377,78 | 2.377,78 | 2.377,78 | 2.411,54 | 2.304,92 |
| Kalimantan Barat | 2.079,41 | 2.152,94 | 2.152,94 | 2.152,94 | 2.056,54 |
| Kalimantan Tengah | 3.033,33 | 3.122,73 | 3.122,73 | 3.122,73 | 3.010,41 |
| Kalimantan Selatan | 1.983,87 | 1.937,50 | 1.980,65 | 1.996,43 | 2.009,12 |
| Kalimantan Timur | 3.511,76 | 3.511,76 | 3.570,59 | 3.570,59 | 3.544,39 |
| Sulawesi Utara | 1.562,50 | 1.631,58 | 1.631,58 | 1.750,00 | 1.652,51 |
| Sulawesi Tengah | 2.648,15 | 2.648,15 | 2.666,67 | 2.722,22 | 2.531,78 |
| Sulawesi Selatan | 1.978,26 | 1.978,26 | 2.105,26 | 2.083,33 | 1.922,45 |
| Sulawesi Tenggara | 2.030,43 | 2.030,43 | 2.073,91 | 1.746,67 | 1.975,69 |
| Gorontalo | 1.625,00 | 1.850,00 | 1.722,22 | 1.722,22 | 1.669,07 |
| Sulawesi Barat | 1.762,50 | 1.737,50 | 1.737,50 | 1.737,50 | 1.731,45 |
| Maluku | 4.333,33 | 4.333,33 | 4.333,33 | 4.333,33 | 4.005,17 |
| Maluku Utara | 4.807,69 | 4.807,69 | 4.807,69 | 4.388,89 | 4.662,82 |
| Papua Barat | 2.923,08 | 2.923,08 | 2.923,08 | 2.923,08 | 2.590,43 |
| Papua | 3.270,83 | 3.270,83 | 3.285,71 | 3.083,33 | 3.422,94 |
| Nasional | 2.190,88 | 2.208,91 | 2.232,85 | 2.221,94 | 2.141,98 |

Tabel 6.6
Harga Konsumen Pedesaan Kelompok Pendidikan, Rekreasi dan Olahraga, 2008
Pensil Hitam (Rp/Batang)

| Provinsi | Januari | Februari | Maret | April |
|--------------------------|-----------------|-----------------|-----------------|-----------------|
| (1) | (2) | (3) | (4) | (5) |
| Nanggroe Aceh Darussalam | 1.900,00 | 1.954,55 | 1.972,22 | 1.942,86 |
| Sumatera Utara | 2.078,13 | 2.145,16 | 2.133,33 | 2.133,33 |
| Sumatera Barat | 1.816,67 | 1.810,61 | 1.862,90 | 1.862,90 |
| Riau | 2.450,00 | 2.431,82 | 2.400,00 | 2.400,00 |
| Jambi | 2.250,00 | 2.158,82 | 2.177,78 | 2.235,29 |
| Sumatera Selatan | 1.758,82 | 1.837,14 | 1.853,13 | 1.962,82 |
| Bengkulu | 2.334,62 | 2.450,00 | 2.450,00 | 2.455,56 |
| Lampung | 1.788,89 | 1.860,00 | 1.860,00 | 2.004,17 |
| Bangka Belitung | 2.021,74 | 2.076,92 | 2.111,11 | 2.166,67 |
| Kepulauan Riau | 1.576,92 | 1.500,00 | 1.500,00 | 1.636,36 |
| Jawa Barat | 1.755,71 | 1.796,79 | 1.812,50 | 1.869,87 |
| Jawa Tengah | 1.650,57 | 1.714,89 | 1.807,11 | 1.802,41 |
| D. I. Yogyakarta | 1.729,17 | 1.892,86 | 1.870,83 | 1.883,75 |
| Jawa Timur | 1.826,90 | 1.871,59 | 1.848,88 | 1.870,34 |
| Banten | 2.041,67 | 2.062,50 | 2.130,43 | 2.303,13 |
| Bali | 1.692,86 | 1.942,86 | 2.026,67 | 2.074,19 |
| Nusa Tenggara Barat | 2.130,56 | 2.060,42 | 2.060,42 | 2.094,23 |
| Nusa Tenggara Timur | 2.115,38 | 2.200,00 | 2.128,57 | 2.171,43 |
| Kalimantan Barat | 2.037,04 | 1.928,57 | 2.105,26 | 2.089,74 |
| Kalimantan Tengah | 3.062,50 | 2.800,00 | 2.815,79 | 2.947,37 |
| Kalimantan Selatan | 1.922,22 | 1.950,00 | 1.888,46 | 1.951,72 |
| Kalimantan Timur | 3.236,84 | 2.940,00 | 2.874,07 | 2.907,69 |
| Sulawesi Utara | 2.405,26 | 2.405,26 | 2.405,26 | 2.272,50 |
| Sulawesi Tengah | 1.952,38 | 2.022,22 | 1.988,10 | 1.884,62 |
| Sulawesi Selatan | 1.708,33 | 1.692,31 | 1.694,44 | 1.795,45 |
| Sulawesi Tenggara | 2.038,89 | 1.938,24 | 1.956,76 | 2.096,67 |
| Gorontalo | 1.975,00 | 1.985,29 | 2.015,63 | 1.987,50 |
| Sulawesi Barat | 1.714,29 | 1.826,09 | 1.920,00 | 2.108,70 |
| Maluku | 2.187,50 | 2.208,33 | 2.350,00 | 2.241,38 |
| Maluku Utara | 2.625,00 | 2.625,00 | 2.583,33 | 2.590,91 |
| Papua Barat | 2.000,00 | 2.250,00 | 2.250,00 | 2.350,00 |
| Papua | 2.250,00 | 2.285,71 | 2.227,27 | 2.277,78 |
| Nasional | 2.063,56 | 2.082,00 | 2.096,26 | 2.136,60 |

Tabel 6.6: Lanjutan

| Provinsi | Mei | Juni | Juli | Agustus |
|--------------------------|-----------------|-----------------|-----------------|-----------------|
| (1) | (6) | (7) | (8) | (9) |
| Nanggroe Aceh Darussalam | 1.888,89 | 1.900,00 | 1.930,56 | 1.930,56 |
| Sumatera Utara | 2.156,25 | 2.218,75 | 2.203,13 | 2.203,13 |
| Sumatera Barat | 1.867,19 | 1.967,74 | 1.983,87 | 1.983,87 |
| Riau | 2.461,54 | 2.461,54 | 2.540,00 | 2.560,00 |
| Jambi | 2.166,67 | 2.264,71 | 2.294,12 | 2.294,12 |
| Sumatera Selatan | 1.947,14 | 1.932,86 | 2.020,83 | 2.020,83 |
| Bengkulu | 2.450,00 | 2.425,00 | 2.445,83 | 2.466,67 |
| Lampung | 2.004,17 | 2.004,17 | 2.058,33 | 2.058,33 |
| Bangka Belitung | 2.296,88 | 2.250,00 | 2.265,63 | 2.300,00 |
| Kepulauan Riau | 1.636,36 | 1.818,18 | 1.818,18 | 1.818,18 |
| Jawa Barat | 1.847,50 | 1.901,85 | 1.944,16 | 1.980,38 |
| Jawa Tengah | 1.828,19 | 1.855,91 | 1.878,53 | 1.885,16 |
| D. I. Yogyakarta | 1.958,75 | 1.960,00 | 2.056,25 | 2.075,00 |
| Jawa Timur | 1.881,46 | 1.901,68 | 1.917,80 | 1.944,48 |
| Banten | 2.368,97 | 2.390,00 | 2.490,00 | 2.523,33 |
| Bali | 2.090,32 | 2.126,56 | 2.118,75 | 2.135,00 |
| Nusa Tenggara Barat | 2.094,23 | 2.131,48 | 2.131,48 | 2.131,48 |
| Nusa Tenggara Timur | 2.176,47 | 2.198,53 | 2.204,55 | 2.219,70 |
| Kalimantan Barat | 2.012,50 | 2.012,50 | 2.012,50 | 2.062,50 |
| Kalimantan Tengah | 2.947,37 | 2.973,68 | 2.941,18 | 3.133,33 |
| Kalimantan Selatan | 1.931,43 | 1.958,82 | 2.074,29 | 2.074,29 |
| Kalimantan Timur | 2.907,69 | 3.061,54 | 3.042,31 | 3.042,31 |
| Sulawesi Utara | 2.259,52 | 2.259,52 | 2.270,45 | 2.270,45 |
| Sulawesi Tengah | 1.942,31 | 2.043,75 | 2.043,75 | 2.056,25 |
| Sulawesi Selatan | 1.795,45 | 1.869,57 | 1.826,09 | 1.826,09 |
| Sulawesi Tenggara | 1.982,35 | 2.085,71 | 1.954,17 | 1.954,17 |
| Gorontalo | 1.943,18 | 1.864,58 | 1.864,58 | 1.864,58 |
| Sulawesi Barat | 2.166,67 | 2.113,64 | 2.090,91 | 2.090,91 |
| Maluku | 2.316,67 | 2.333,33 | 2.366,67 | 2.285,71 |
| Maluku Utara | 2.473,68 | 2.473,68 | 2.473,68 | 2.473,68 |
| Papua Barat | 2.555,56 | 2.642,86 | 2.666,67 | 2.714,29 |
| Papua | 2.208,33 | 2.203,13 | 2.234,38 | 2.234,38 |
| Nasional | 2.142,62 | 2.175,16 | 2.192,61 | 2.206,66 |

Tabel 6.6: Lanjutan

| Provinsi | September | Oktober | November | Desember | Rata-rata |
|--------------------------|------------------|-----------------|-----------------|-----------------|------------------|
| (1) | (10) | (11) | (12) | (13) | (14) |
| Nanggroe Aceh Darussalam | 1.932,43 | 1.928,57 | 1.916,67 | 1.965,52 | 1.930,23 |
| Sumatera Utara | 2.203,13 | 2.191,18 | 2.176,47 | 2.176,47 | 2.168,20 |
| Sumatera Barat | 2.032,26 | 2.073,53 | 2.090,91 | 2.071,43 | 1.951,99 |
| Riau | 2.538,46 | 2.538,46 | 2.476,19 | 2.500,00 | 2.479,83 |
| Jambi | 2.294,12 | 2.294,12 | 2.294,12 | 2.294,12 | 2.251,50 |
| Sumatera Selatan | 2.085,94 | 2.085,94 | 2.090,28 | 2.090,28 | 1.973,83 |
| Bengkulu | 2.508,33 | 2.508,33 | 2.486,96 | 2.622,22 | 2.466,96 |
| Lampung | 2.058,33 | 2.058,33 | 2.060,87 | 2.060,87 | 1.989,71 |
| Bangka Belitung | 2.323,53 | 2.287,88 | 2.402,78 | 2.388,89 | 2.241,00 |
| Kepulauan Riau | 2.045,45 | 2.000,00 | 1.923,08 | 1.800,00 | 1.756,06 |
| Jawa Barat | 1.992,86 | 1.992,67 | 2.002,00 | 2.009,42 | 1.908,81 |
| Jawa Tengah | 1.902,09 | 1.913,42 | 1.913,42 | 1.917,37 | 1.839,09 |
| D. I. Yogyakarta | 2.075,00 | 2.075,00 | 2.075,00 | 2.075,00 | 1.977,22 |
| Jawa Timur | 1.944,48 | 1.944,48 | 1.973,51 | 1.966,57 | 1.907,68 |
| Banten | 2.523,33 | 2.523,33 | 2.523,33 | 2.540,00 | 2.368,34 |
| Bali | 2.135,00 | 2.185,00 | 2.193,33 | 2.193,33 | 2.076,16 |
| Nusa Tenggara Barat | 2.144,64 | 2.155,36 | 2.155,36 | 2.155,36 | 2.120,42 |
| Nusa Tenggara Timur | 2.448,53 | 2.441,18 | 2.485,29 | 2.500,00 | 2.274,14 |
| Kalimantan Barat | 2.075,00 | 2.083,33 | 2.135,14 | 2.135,14 | 2.057,43 |
| Kalimantan Tengah | 2.868,42 | 2.842,11 | 2.842,11 | 2.842,11 | 2.918,00 |
| Kalimantan Selatan | 2.056,76 | 2.077,78 | 2.077,78 | 2.185,19 | 2.012,39 |
| Kalimantan Timur | 3.069,23 | 3.088,46 | 3.088,46 | 3.107,69 | 3.030,53 |
| Sulawesi Utara | 2.270,45 | 2.052,08 | 2.062,50 | 2.218,75 | 2.262,67 |
| Sulawesi Tengah | 2.056,25 | 2.056,25 | 2.030,49 | 2.030,49 | 2.008,90 |
| Sulawesi Selatan | 1.833,33 | 1.812,50 | 2.000,00 | 2.000,00 | 1.821,13 |
| Sulawesi Tenggara | 1.954,17 | 1.954,17 | 1.954,17 | 1.893,33 | 1.980,23 |
| Gorontalo | 1.923,08 | 1.932,69 | 1.857,14 | 1.857,14 | 1.922,53 |
| Sulawesi Barat | 2.136,36 | 2.113,64 | 2.113,64 | 2.090,91 | 2.040,48 |
| Maluku | 2.285,71 | 2.166,67 | 2.166,67 | 2.166,67 | 2.256,28 |
| Maluku Utara | 2.473,68 | 2.473,68 | 2.473,68 | 2.500,00 | 2.520,00 |
| Papua Barat | 2.714,29 | 2.714,29 | 2.714,29 | 2.714,29 | 2.523,88 |
| Papua | 2.234,38 | 2.234,38 | 2.462,96 | 2.263,16 | 2.259,65 |
| Nasional | 2.223,09 | 2.212,46 | 2.225,58 | 2.229,12 | 2.165,48 |

Tabel 6.7
Harga Konsumen Pedesaan Kelompok Pendidikan, Rekreasi dan Olahraga, 2008
Tinta Hitam (Rp/Botol)

| Provinsi | Januari | Februari | Maret | April |
|--------------------------|-----------------|-----------------|-----------------|-----------------|
| (1) | (2) | (3) | (4) | (5) |
| Nanggroe Aceh Darussalam | 6.142,86 | 6.142,86 | 6.285,71 | 6.285,71 |
| Sumatera Utara | 9.666,67 | 10.318,18 | 9.409,09 | 9.454,55 |
| Sumatera Barat | 8.500,00 | 8.500,00 | 8.500,00 | 8.500,00 |
| Riau | 10.928,57 | 11.071,43 | 11.357,14 | 11.357,14 |
| Jambi | 7.000,00 | 7.000,00 | 7.500,00 | 7.500,00 |
| Sumatera Selatan | 6.562,50 | 6.687,50 | 7.416,67 | 7.700,00 |
| Bengkulu | 6.200,00 | 6.200,00 | 6.400,00 | 6.400,00 |
| Lampung | 6.833,33 | 7.000,00 | 7.125,00 | 7.125,00 |
| Bangka Belitung | 8.200,00 | 8.200,00 | 8.200,00 | 8.200,00 |
| Kepulauan Riau | 10.000,00 | 10.000,00 | 10.250,00 | 10.250,00 |
| Jawa Barat | 6.659,09 | 6.708,33 | 6.869,57 | 6.863,64 |
| Jawa Tengah | 5.984,21 | 6.115,91 | 6.155,81 | 6.293,33 |
| D. I. Yogyakarta | 4.500,00 | 5.166,67 | 5.166,67 | 5.166,67 |
| Jawa Timur | 5.722,37 | 5.857,69 | 5.936,25 | 6.147,30 |
| Banten | 7.937,50 | 8.555,56 | 8.550,00 | 8.550,00 |
| Bali | 6.000,00 | 6.700,00 | 6.863,64 | 6.750,00 |
| Nusa Tenggara Barat | 7.166,67 | 6.750,00 | 6.500,00 | 6.500,00 |
| Nusa Tenggara Timur | 11.357,14 | 11.714,29 | 12.107,14 | 12.464,29 |
| Kalimantan Barat | 8.875,00 | 9.000,00 | 9.000,00 | 9.555,56 |
| Kalimantan Tengah | 7.333,33 | 7.750,00 | 7.928,57 | 8.357,14 |
| Kalimantan Selatan | 10.433,33 | 10.433,33 | 10.466,67 | 10.466,67 |
| Kalimantan Timur | 12.285,71 | 12.285,71 | 12.812,50 | 14.142,86 |
| Sulawesi Utara | 7.857,14 | 7.857,14 | 7.857,14 | 8.437,50 |
| Sulawesi Tengah | 10.909,09 | 10.791,67 | 10.863,64 | 10.583,33 |
| Sulawesi Selatan | 7.833,33 | 7.833,33 | 7.916,67 | 7.916,67 |
| Sulawesi Tenggara | 11.000,00 | 10.000,00 | 10.166,67 | 11.000,00 |
| Gorontalo | 11.714,29 | 11.400,00 | 10.400,00 | 10.333,33 |
| Sulawesi Barat | 9.666,67 | 8.500,00 | 8.857,14 | 8.714,29 |
| Maluku | 11.875,00 | 11.875,00 | 11.875,00 | 11.875,00 |
| Maluku Utara | 8.333,33 | 8.333,33 | 8.333,33 | 8.500,00 |
| Papua Barat | 10.000,00 | 13.000,00 | 13.000,00 | 13.000,00 |
| Papua | 15.000,00 | 17.500,00 | 15.000,00 | 14.000,00 |
| Nasional | 8.702,41 | 8.914,00 | 8.908,44 | 9.012,19 |

Tabel 6.7: Lanjutan

| Provinsi | Mei | Juni | Juli | Agustus |
|--------------------------|-----------------|-----------------|-----------------|-----------------|
| (1) | (6) | (7) | (8) | (9) |
| Nanggroe Aceh Darussalam | 6.285,71 | 6.285,71 | 6.571,43 | 6.571,43 |
| Sumatera Utara | 9.454,55 | 9.454,55 | 9.590,91 | 9.590,91 |
| Sumatera Barat | 8.500,00 | 8.944,44 | 8.944,44 | 8.944,44 |
| Riau | 11.357,14 | 11.357,14 | 11.357,14 | 11.666,67 |
| Jambi | 7.500,00 | 7.500,00 | 7.500,00 | 7.500,00 |
| Sumatera Selatan | 7.700,00 | 7.642,86 | 7.437,50 | 7.437,50 |
| Bengkulu | 6.400,00 | 7.400,00 | 8.100,00 | 8.600,00 |
| Lampung | 7.125,00 | 7.125,00 | 7.187,50 | 7.187,50 |
| Bangka Belitung | 8.083,33 | 8.083,33 | 8.083,33 | 8.900,00 |
| Kepulauan Riau | 10.250,00 | 10.250,00 | 10.250,00 | 10.250,00 |
| Jawa Barat | 6.645,83 | 7.021,74 | 7.000,00 | 7.000,00 |
| Jawa Tengah | 6.239,13 | 6.493,02 | 6.578,41 | 6.630,49 |
| D. I. Yogyakarta | 5.166,67 | 5.166,67 | 5.166,67 | 5.166,67 |
| Jawa Timur | 6.191,03 | 6.421,79 | 6.498,72 | 6.498,72 |
| Banten | 8.944,44 | 9.600,00 | 9.750,00 | 9.750,00 |
| Bali | 6.750,00 | 6.950,00 | 6.950,00 | 7.050,00 |
| Nusa Tenggara Barat | 7.055,56 | 7.055,56 | 7.277,78 | 7.277,78 |
| Nusa Tenggara Timur | 12.464,29 | 12.464,29 | 13.178,57 | 13.178,57 |
| Kalimantan Barat | 9.555,56 | 9.555,56 | 9.611,11 | 9.611,11 |
| Kalimantan Tengah | 8.357,14 | 8.428,57 | 8.428,57 | 8.428,57 |
| Kalimantan Selatan | 10.466,67 | 10.466,67 | 10.466,67 | 10.466,67 |
| Kalimantan Timur | 14.062,50 | 14.000,00 | 14.000,00 | 14.000,00 |
| Sulawesi Utara | 8.437,50 | 8.857,14 | 9.625,00 | 9.625,00 |
| Sulawesi Tengah | 10.625,00 | 10.625,00 | 10.625,00 | 10.625,00 |
| Sulawesi Selatan | 7.916,67 | 7.916,67 | 7.916,67 | 7.916,67 |
| Sulawesi Tenggara | 10.642,86 | 11.083,33 | 11.500,00 | 11.500,00 |
| Gorontalo | 10.333,33 | 10.333,33 | 10.333,33 | 10.500,00 |
| Sulawesi Barat | 8.714,29 | 8.857,14 | 8.500,00 | 8.500,00 |
| Maluku | 11.875,00 | 11.875,00 | 11.875,00 | 11.666,67 |
| Maluku Utara | 8.500,00 | 8.500,00 | 8.500,00 | 8.500,00 |
| Papua Barat | 13.000,00 | 13.000,00 | 10.000,00 | 13.000,00 |
| Papua | 15.000,00 | 14.375,00 | 15.100,00 | 15.100,00 |
| Nasional | 9.049,97 | 9.159,05 | 9.184,49 | 9.332,51 |

Tabel 6.7: Lanjutan

| Provinsi | September | Oktober | November | Desember | Rata-rata |
|--------------------------|------------------|-----------------|-----------------|-----------------|------------------|
| (1) | (10) | (11) | (12) | (13) | (14) |
| Nanggroe Aceh Darussalam | 6.571,43 | 6.857,14 | 7.250,00 | 8.333,33 | 6.631,94 |
| Sumatera Utara | 9.590,91 | 9.590,91 | 9.850,00 | 9.850,00 | 9.651,77 |
| Sumatera Barat | 8.944,44 | 8.777,78 | 8.777,78 | 8.714,29 | 8.712,30 |
| Riau | 12.545,45 | 12.545,45 | 11.250,00 | 11.375,00 | 11.514,02 |
| Jambi | 7.500,00 | 7.500,00 | 7.500,00 | 7.500,00 | 7.416,67 |
| Sumatera Selatan | 7.437,50 | 7.500,00 | 7.166,67 | 7.166,67 | 7.321,28 |
| Bengkulu | 9.200,00 | 9.600,00 | 9.600,00 | 9.600,00 | 7.808,33 |
| Lampung | 7.187,50 | 7.187,50 | 6.785,71 | 6.785,71 | 7.054,56 |
| Bangka Belitung | 9.750,00 | 10.200,00 | 8.928,57 | 8.928,57 | 8.646,43 |
| Kepulauan Riau | 10.250,00 | 10.250,00 | 10.250,00 | 10.250,00 | 10.208,33 |
| Jawa Barat | 7.000,00 | 6.710,53 | 6.815,79 | 6.852,94 | 6.845,62 |
| Jawa Tengah | 6.573,75 | 6.481,25 | 6.636,25 | 6.669,51 | 6.404,26 |
| D. I. Yogyakarta | 5.166,67 | 5.166,67 | 5.166,67 | 5.166,67 | 5.111,11 |
| Jawa Timur | 6.498,72 | 6.524,36 | 6.641,89 | 6.550,00 | 6.290,74 |
| Banten | 9.750,00 | 9.750,00 | 9.750,00 | 9.750,00 | 9.219,79 |
| Bali | 7.050,00 | 7.150,00 | 7.388,89 | 7.200,00 | 6.900,21 |
| Nusa Tenggara Barat | 7.277,78 | 7.700,00 | 7.700,00 | 7.700,00 | 7.163,43 |
| Nusa Tenggara Timur | 13.178,57 | 13.178,57 | 13.178,57 | 13.178,57 | 12.636,90 |
| Kalimantan Barat | 9.611,11 | 9.277,78 | 9.277,78 | 9.277,78 | 9.350,69 |
| Kalimantan Tengah | 8.428,57 | 8.428,57 | 8.428,57 | 8.428,57 | 8.227,18 |
| Kalimantan Selatan | 10.466,67 | 10.466,67 | 10.466,67 | 10.466,67 | 10.461,11 |
| Kalimantan Timur | 14.000,00 | 14.000,00 | 14.125,00 | 14.125,00 | 13.653,27 |
| Sulawesi Utara | 9.625,00 | 10.285,71 | 10.285,71 | 12.125,00 | 9.239,58 |
| Sulawesi Tengah | 10.625,00 | 10.625,00 | 10.791,67 | 10.791,67 | 10.706,76 |
| Sulawesi Selatan | 7.916,67 | 7.916,67 | 7.916,67 | 7.916,67 | 7.902,78 |
| Sulawesi Tenggara | 11.500,00 | 11.500,00 | 11.500,00 | 11.142,86 | 11.044,64 |
| Gorontalo | 10.500,00 | 12.200,00 | 12.250,00 | 12.250,00 | 11.045,63 |
| Sulawesi Barat | 8.500,00 | 8.500,00 | 8.500,00 | 8.500,00 | 8.692,46 |
| Maluku | 11.666,67 | 11.666,67 | 11.666,67 | 11.666,67 | 11.788,19 |
| Maluku Utara | 8.500,00 | 8.500,00 | 8.500,00 | 8.500,00 | 8.458,33 |
| Papua Barat | 13.000,00 | 13.000,00 | 13.000,00 | 13.000,00 | 12.500,00 |
| Papua | 15.100,00 | 15.100,00 | 15.100,00 | 15.750,00 | 15.177,08 |
| Nasional | 9.403,51 | 9.504,29 | 9.451,42 | 9.547,25 | 9.180,79 |

Tabel 6.8
Harga Konsumen Pedesaan Kelompok Pendidikan, Rekreasi dan Olahraga, 2008
Pulpen (Rp/Buah)

| Provinsi | Januari | Februari | Maret | April |
|--------------------------|-----------------|-----------------|-----------------|-----------------|
| (1) | (2) | (3) | (4) | (5) |
| Nanggroe Aceh Darussalam | 3.250,00 | 2.933,33 | 2.866,67 | 2.866,67 |
| Sumatera Utara | 1.977,27 | 1.958,33 | 1.956,52 | 1.931,82 |
| Sumatera Barat | 2.250,00 | 2.237,50 | 2.277,78 | 2.305,56 |
| Riau | 2.500,00 | 2.500,00 | 2.500,00 | 2.607,14 |
| Jambi | 2.100,00 | 2.100,00 | 2.100,00 | 2.181,82 |
| Sumatera Selatan | 2.752,94 | 2.920,00 | 2.664,29 | 2.607,14 |
| Bengkulu | 2.576,92 | 2.708,33 | 2.750,00 | 3.038,46 |
| Lampung | 2.722,73 | 2.722,73 | 2.722,73 | 2.722,73 |
| Bangka Belitung | 2.454,55 | 2.416,67 | 2.416,67 | 2.500,00 |
| Kepulauan Riau | 2.166,67 | 2.166,67 | 2.166,67 | 2.166,67 |
| Jawa Barat | 2.127,03 | 2.067,57 | 2.062,16 | 2.062,16 |
| Jawa Tengah | 2.845,79 | 2.850,51 | 2.743,00 | 2.730,39 |
| D. I. Yogyakarta | 3.038,89 | 3.483,33 | 2.885,00 | 2.686,36 |
| Jawa Timur | 2.116,29 | 2.135,71 | 2.118,09 | 2.100,00 |
| Banten | 3.961,54 | 3.785,71 | 3.785,71 | 4.200,00 |
| Bali | 3.794,12 | 3.794,12 | 3.794,12 | 3.794,12 |
| Nusa Tenggara Barat | 2.353,57 | 2.202,78 | 2.147,22 | 2.139,47 |
| Nusa Tenggara Timur | 2.484,38 | 2.459,72 | 2.575,00 | 2.500,00 |
| Kalimantan Barat | 1.976,19 | 2.000,00 | 2.045,45 | 2.108,70 |
| Kalimantan Tengah | 2.769,23 | 2.730,77 | 2.678,57 | 2.678,57 |
| Kalimantan Selatan | 2.466,67 | 2.466,67 | 2.361,11 | 2.350,00 |
| Kalimantan Timur | 2.950,00 | 3.000,00 | 2.866,67 | 2.866,67 |
| Sulawesi Utara | 1.683,33 | 1.683,33 | 1.683,33 | 1.695,45 |
| Sulawesi Tengah | 2.604,17 | 2.369,57 | 2.421,05 | 2.404,76 |
| Sulawesi Selatan | 2.733,33 | 2.733,33 | 2.733,33 | 2.733,33 |
| Sulawesi Tenggara | 1.680,00 | 1.634,62 | 1.592,59 | 1.673,91 |
| Gorontalo | 3.305,56 | 3.343,75 | 3.343,75 | 3.083,33 |
| Sulawesi Barat | 1.470,59 | 1.500,00 | 1.500,00 | 1.625,00 |
| Maluku | 3.333,33 | 3.214,29 | 3.117,65 | 3.117,65 |
| Maluku Utara | 4.714,29 | 4.714,29 | 4.111,11 | 4.222,22 |
| Papua Barat | 3.062,50 | 3.285,71 | 3.285,71 | 3.285,71 |
| Papua | 2.818,18 | 2.750,00 | 2.800,00 | 2.964,29 |
| Nasional | 2.657,50 | 2.652,17 | 2.596,00 | 2.623,44 |

Tabel 6.8: Lanjutan

| Provinsi | Mei | Juni | Juli | Agustus |
|--------------------------|-----------------|-----------------|-----------------|-----------------|
| (1) | (6) | (7) | (8) | (9) |
| Nanggroe Aceh Darussalam | 2.866,67 | 2.866,67 | 2.900,00 | 2.900,00 |
| Sumatera Utara | 1.937,50 | 2.000,00 | 2.040,00 | 2.060,00 |
| Sumatera Barat | 2.305,56 | 2.333,33 | 2.361,11 | 2.361,11 |
| Riau | 2.642,86 | 2.642,86 | 2.692,31 | 2.692,31 |
| Jambi | 2.227,27 | 2.200,00 | 2.200,00 | 2.200,00 |
| Sumatera Selatan | 2.607,14 | 2.142,86 | 2.133,33 | 2.133,33 |
| Bengkulu | 2.750,00 | 2.750,00 | 2.750,00 | 2.772,73 |
| Lampung | 2.677,27 | 2.722,73 | 2.718,18 | 2.718,18 |
| Bangka Belitung | 2.406,25 | 2.312,50 | 2.187,50 | 2.187,50 |
| Kepulauan Riau | 2.166,67 | 2.166,67 | 2.166,67 | 2.166,67 |
| Jawa Barat | 2.162,50 | 2.256,41 | 2.364,86 | 2.364,86 |
| Jawa Tengah | 2.730,10 | 2.762,14 | 2.783,50 | 2.780,29 |
| D. I. Yogyakarta | 2.722,73 | 2.768,18 | 2.840,91 | 2.909,09 |
| Jawa Timur | 2.109,38 | 2.173,71 | 2.230,53 | 2.238,30 |
| Banten | 4.250,00 | 4.066,67 | 4.066,67 | 4.100,00 |
| Bali | 3.794,12 | 3.794,12 | 3.794,12 | 3.794,12 |
| Nusa Tenggara Barat | 1.813,89 | 1.813,89 | 1.813,89 | 1.813,89 |
| Nusa Tenggara Timur | 2.500,00 | 2.513,16 | 2.592,11 | 2.592,11 |
| Kalimantan Barat | 2.108,70 | 2.130,43 | 2.130,43 | 2.130,43 |
| Kalimantan Tengah | 2.678,57 | 2.707,14 | 2.707,14 | 2.707,14 |
| Kalimantan Selatan | 2.309,52 | 2.333,33 | 2.619,05 | 2.642,86 |
| Kalimantan Timur | 2.866,67 | 3.000,00 | 3.066,67 | 3.066,67 |
| Sulawesi Utara | 1.708,33 | 1.692,31 | 1.692,31 | 1.653,85 |
| Sulawesi Tengah | 2.409,09 | 2.431,82 | 2.431,82 | 2.431,82 |
| Sulawesi Selatan | 2.733,33 | 2.733,33 | 2.733,33 | 2.733,33 |
| Sulawesi Tenggara | 1.687,50 | 1.704,55 | 1.657,89 | 1.657,89 |
| Gorontalo | 3.083,33 | 3.083,33 | 3.093,75 | 2.944,44 |
| Sulawesi Barat | 1.678,57 | 1.607,14 | 1.678,57 | 1.678,57 |
| Maluku | 3.264,71 | 3.264,71 | 3.312,50 | 4.428,57 |
| Maluku Utara | 4.000,00 | 4.000,00 | 4.000,00 | 4.000,00 |
| Papua Barat | 3.285,71 | 3.583,33 | 3.700,00 | 3.700,00 |
| Papua | 2.700,00 | 2.656,25 | 2.718,75 | 2.718,75 |
| Nasional | 2.599,50 | 2.600,42 | 2.630,56 | 2.664,96 |

Tabel 6.8: Lanjutan

| Provinsi | September | Oktober | November | Desember | Rata-rata |
|--------------------------|------------------|-----------------|-----------------|-----------------|------------------|
| (1) | (10) | (11) | (12) | (13) | (14) |
| Nanggroe Aceh Darussalam | 2.900,00 | 2.900,00 | 2.900,00 | 2.791,67 | 2.911,81 |
| Sumatera Utara | 2.100,00 | 2.100,00 | 2.120,00 | 2.120,00 | 2.025,12 |
| Sumatera Barat | 2.416,67 | 2.482,35 | 2.580,00 | 2.707,69 | 2.384,89 |
| Riau | 2.700,00 | 2.633,33 | 2.666,67 | 2.708,33 | 2.623,82 |
| Jambi | 2.200,00 | 2.200,00 | 2.200,00 | 2.250,00 | 2.179,92 |
| Sumatera Selatan | 2.133,33 | 2.133,33 | 2.133,33 | 2.133,33 | 2.374,53 |
| Bengkulu | 2.772,73 | 2.772,73 | 2.772,73 | 2.772,73 | 2.765,61 |
| Lampung | 2.722,73 | 2.722,73 | 2.945,45 | 2.745,00 | 2.738,60 |
| Bangka Belitung | 2.205,88 | 2.250,00 | 2.500,00 | 2.500,00 | 2.361,46 |
| Kepulauan Riau | 2.166,67 | 2.166,67 | 2.166,67 | 2.166,67 | 2.166,67 |
| Jawa Barat | 2.422,86 | 2.500,00 | 2.500,00 | 2.537,04 | 2.285,62 |
| Jawa Tengah | 2.871,90 | 2.887,38 | 2.857,69 | 2.857,69 | 2.808,36 |
| D. I. Yogyakarta | 2.909,09 | 2.909,09 | 2.909,09 | 2.909,09 | 2.914,24 |
| Jawa Timur | 2.238,30 | 2.240,96 | 2.265,38 | 2.256,91 | 2.185,30 |
| Banten | 4.100,00 | 4.100,00 | 4.100,00 | 4.100,00 | 4.051,36 |
| Bali | 3.794,12 | 3.794,12 | 3.794,12 | 3.794,12 | 3.794,12 |
| Nusa Tenggara Barat | 1.813,89 | 1.813,89 | 1.841,67 | 1.841,67 | 1.950,81 |
| Nusa Tenggara Timur | 2.592,11 | 2.735,29 | 2.657,89 | 2.416,67 | 2.551,54 |
| Kalimantan Barat | 2.130,43 | 2.130,43 | 2.130,43 | 2.130,43 | 2.096,01 |
| Kalimantan Tengah | 2.707,14 | 2.707,14 | 2.707,14 | 2.707,14 | 2.707,14 |
| Kalimantan Selatan | 2.642,86 | 2.500,00 | 2.476,19 | 2.687,50 | 2.487,98 |
| Kalimantan Timur | 3.100,00 | 3.100,00 | 3.200,00 | 3.233,33 | 3.026,39 |
| Sulawesi Utara | 1.653,85 | 1.785,71 | 1.785,71 | 1.818,18 | 1.711,31 |
| Sulawesi Tengah | 2.454,55 | 2.431,82 | 2.431,82 | 2.431,82 | 2.437,84 |
| Sulawesi Selatan | 2.733,33 | 2.733,33 | 2.733,33 | 2.733,33 | 2.733,33 |
| Sulawesi Tenggara | 1.657,89 | 1.657,89 | 1.657,89 | 1.656,25 | 1.659,91 |
| Gorontalo | 2.786,36 | 2.718,18 | 2.711,11 | 2.711,11 | 3.017,33 |
| Sulawesi Barat | 1.678,57 | 1.678,57 | 1.678,57 | 1.678,57 | 1.621,06 |
| Maluku | 4.428,57 | 5.125,00 | 5.125,00 | 5.125,00 | 3.904,75 |
| Maluku Utara | 4.000,00 | 4.000,00 | 4.000,00 | 4.285,71 | 4.170,63 |
| Papua Barat | 3.700,00 | 3.700,00 | 3.700,00 | 3.700,00 | 3.499,06 |
| Papua | 2.718,75 | 2.718,75 | 2.961,54 | 2.961,54 | 2.790,57 |
| Nasional | 2.670,39 | 2.697,77 | 2.725,30 | 2.733,39 | 2.654,28 |

Tabel 6.9
Harga Konsumen Pedesaan Kelompok Pendidikan, Rekreasi dan Olahraga, 2008
Penghapus Pensil (Rp/Buah)

| Provinsi | Januari | Februari | Maret | April |
|--------------------------|-----------------|-----------------|-----------------|-----------------|
| (1) | (2) | (3) | (4) | (5) |
| Nanggroe Aceh Darussalam | 1.300,00 | 1.071,43 | 1.100,00 | 1.242,86 |
| Sumatera Utara | 1.125,00 | 1.222,22 | 1.150,00 | 1.222,22 |
| Sumatera Barat | 1.300,00 | 1.240,00 | 1.240,00 | 1.240,00 |
| Riau | 1.100,00 | 1.100,00 | 1.100,00 | 1.100,00 |
| Jambi | 1.000,00 | 1.000,00 | 1.000,00 | 1.000,00 |
| Sumatera Selatan | 1.666,67 | 1.666,67 | 1.666,67 | 1.722,22 |
| Bengkulu | 1.416,67 | 1.416,67 | 1.300,00 | 1.300,00 |
| Lampung | 1.000,00 | 1.100,00 | 1.166,67 | 1.166,67 |
| Bangka Belitung | 1.300,00 | 1.166,67 | 1.166,67 | 1.166,67 |
| Kepulauan Riau | 1.000,00 | 1.000,00 | 1.000,00 | 1.000,00 |
| Jawa Barat | 1.403,85 | 1.250,00 | 1.225,00 | 1.247,83 |
| Jawa Tengah | 1.059,76 | 1.076,67 | 1.158,89 | 1.154,44 |
| D. I. Yogyakarta | 1.066,67 | 1.050,00 | 925,00 | 1.040,00 |
| Jawa Timur | 1.268,00 | 1.244,83 | 1.180,65 | 1.159,38 |
| Banten | 1.333,33 | 1.500,00 | 1.500,00 | 1.625,00 |
| Bali | 1.125,00 | 1.125,00 | 1.187,50 | 1.187,50 |
| Nusa Tenggara Barat | 1.750,00 | 1.750,00 | 1.750,00 | 1.875,00 |
| Nusa Tenggara Timur | 1.562,50 | 1.450,00 | 1.409,09 | 1.300,00 |
| Kalimantan Barat | 1.416,67 | 1.200,00 | 1.428,57 | 1.500,00 |
| Kalimantan Tengah | 1.428,57 | 1.428,57 | 1.428,57 | 1.428,57 |
| Kalimantan Selatan | 1.375,00 | 1.375,00 | 1.375,00 | 1.416,67 |
| Kalimantan Timur | 2.166,67 | 2.250,00 | 2.462,50 | 2.400,00 |
| Sulawesi Utara | 1.333,33 | 1.333,33 | 1.333,33 | 1.333,33 |
| Sulawesi Tengah | 1.818,18 | 1.769,23 | 1.692,31 | 1.625,00 |
| Sulawesi Selatan | 1.070,00 | 1.070,00 | 1.095,00 | 1.120,00 |
| Sulawesi Tenggara | 1.045,45 | 1.045,45 | 1.045,45 | 1.045,45 |
| Gorontalo | 1.400,00 | 1.625,00 | 1.625,00 | 1.250,00 |
| Sulawesi Barat | 1.312,50 | 1.312,50 | 1.312,50 | 1.312,50 |
| Maluku | 1.818,18 | 2.045,45 | 2.272,73 | 2.136,36 |
| Maluku Utara | 2.642,86 | 2.642,86 | 2.777,78 | 2.857,14 |
| Papua Barat | 1.166,67 | 1.000,00 | 1.000,00 | 1.000,00 |
| Papua | 1.833,33 | 1.833,33 | 1.900,00 | 1.900,00 |
| Nasional | 1.393,90 | 1.386,28 | 1.405,46 | 1.408,59 |

Tabel 6.9: Lanjutan

| Provinsi | Mei | Juni | Juli | Agustus |
|--------------------------|-----------------|-----------------|-----------------|-----------------|
| (1) | (6) | (7) | (8) | (9) |
| Nanggroe Aceh Darussalam | 1.314,29 | 1.314,29 | 1.314,29 | 1.385,71 |
| Sumatera Utara | 1.227,27 | 1.363,64 | 1.409,09 | 1.409,09 |
| Sumatera Barat | 1.240,00 | 1.240,00 | 1.240,00 | 1.240,00 |
| Riau | 1.100,00 | 1.200,00 | 1.500,00 | 1.500,00 |
| Jambi | 1.083,33 | 1.166,67 | 1.166,67 | 1.166,67 |
| Sumatera Selatan | 1.722,22 | 1.722,22 | 1.722,22 | 1.722,22 |
| Bengkulu | 1.300,00 | 1.375,00 | 1.375,00 | 1.500,00 |
| Lampung | 1.166,67 | 1.166,67 | 1.166,67 | 1.166,67 |
| Bangka Belitung | 1.214,29 | 1.214,29 | 1.500,00 | 1.500,00 |
| Kepulauan Riau | 1.000,00 | 1.000,00 | 1.000,00 | 1.000,00 |
| Jawa Barat | 1.278,26 | 1.278,26 | 1.280,95 | 1.304,76 |
| Jawa Tengah | 1.155,43 | 1.143,48 | 1.164,13 | 1.196,74 |
| D. I. Yogyakarta | 1.033,33 | 1.033,33 | 1.066,67 | 1.133,33 |
| Jawa Timur | 1.174,24 | 1.180,56 | 1.183,78 | 1.193,24 |
| Banten | 1.750,00 | 1.666,67 | 1.666,67 | 1.666,67 |
| Bali | 1.187,50 | 1.187,50 | 1.187,50 | 1.187,50 |
| Nusa Tenggara Barat | 1.875,00 | 1.875,00 | 1.875,00 | 1.875,00 |
| Nusa Tenggara Timur | 1.272,73 | 1.318,18 | 1.166,67 | 1.187,50 |
| Kalimantan Barat | 1.531,25 | 1.531,25 | 1.550,00 | 1.550,00 |
| Kalimantan Tengah | 1.428,57 | 1.428,57 | 1.428,57 | 1.428,57 |
| Kalimantan Selatan | 1.416,67 | 1.416,67 | 1.416,67 | 1.416,67 |
| Kalimantan Timur | 2.400,00 | 2.587,50 | 2.650,00 | 2.650,00 |
| Sulawesi Utara | 1.333,33 | 1.333,33 | 1.250,00 | 1.250,00 |
| Sulawesi Tengah | 1.708,33 | 1.750,00 | 1.750,00 | 1.750,00 |
| Sulawesi Selatan | 1.120,00 | 1.120,00 | 1.120,00 | 1.120,00 |
| Sulawesi Tenggara | 1.045,45 | 1.045,45 | 1.045,45 | 1.045,45 |
| Gorontalo | 1.250,00 | 1.200,00 | 1.200,00 | 1.200,00 |
| Sulawesi Barat | 1.312,50 | 1.312,50 | 1.312,50 | 1.312,50 |
| Maluku | 2.227,27 | 2.227,27 | 2.227,27 | 2.333,33 |
| Maluku Utara | 2.833,33 | 2.833,33 | 2.833,33 | 2.833,33 |
| Papua Barat | 1.333,33 | 1.333,33 | 1.333,33 | 1.333,33 |
| Papua | 2.000,00 | 2.000,00 | 2.000,00 | 2.000,00 |
| Nasional | 1.438,58 | 1.455,15 | 1.471,95 | 1.486,20 |

Tabel 6.9: Lanjutan

| Provinsi | September | Oktober | November | Desember | Rata-rata |
|--------------------------|------------------|-----------------|-----------------|-----------------|------------------|
| (1) | (10) | (11) | (12) | (13) | (14) |
| Nanggroe Aceh Darussalam | 1.385,71 | 1.385,71 | 1.385,71 | 1.440,00 | 1.303,33 |
| Sumatera Utara | 1.409,09 | 1.458,33 | 1.458,33 | 1.458,33 | 1.326,05 |
| Sumatera Barat | 1.316,67 | 1.400,00 | 1.400,00 | 1.400,00 | 1.291,39 |
| Riau | 1.583,33 | 1.583,33 | 1.750,00 | 1.750,00 | 1.363,89 |
| Jambi | 1.166,67 | 1.166,67 | 1.166,67 | 1.166,67 | 1.104,17 |
| Sumatera Selatan | 1.722,22 | 1.722,22 | 1.722,22 | 1.722,22 | 1.708,33 |
| Bengkulu | 1.500,00 | 1.500,00 | 1.500,00 | 2.250,00 | 1.477,78 |
| Lampung | 1.166,67 | 1.250,00 | 1.333,33 | 1.333,33 | 1.181,94 |
| Bangka Belitung | 1.444,44 | 1.444,44 | 1.611,11 | 1.611,11 | 1.361,64 |
| Kepulauan Riau | 1.125,00 | 1.125,00 | 1.125,00 | 1.125,00 | 1.041,67 |
| Jawa Barat | 1.231,58 | 1.216,67 | 1.216,67 | 1.275,00 | 1.267,40 |
| Jawa Tengah | 1.157,29 | 1.160,64 | 1.168,48 | 1.181,52 | 1.148,12 |
| D. I. Yogyakarta | 1.133,33 | 1.133,33 | 1.133,33 | 1.133,33 | 1.073,47 |
| Jawa Timur | 1.193,24 | 1.193,24 | 1.193,24 | 1.206,76 | 1.197,60 |
| Banten | 1.666,67 | 1.666,67 | 1.666,67 | 1.666,67 | 1.614,58 |
| Bali | 1.187,50 | 1.187,50 | 1.187,50 | 1.187,50 | 1.177,08 |
| Nusa Tenggara Barat | 1.875,00 | 1.875,00 | 1.875,00 | 1.875,00 | 1.843,75 |
| Nusa Tenggara Timur | 1.166,67 | 1.125,00 | 1.125,00 | 1.125,00 | 1.267,36 |
| Kalimantan Barat | 1.550,00 | 1.562,50 | 1.562,50 | 1.562,50 | 1.495,44 |
| Kalimantan Tengah | 1.428,57 | 1.428,57 | 1.428,57 | 1.428,57 | 1.428,57 |
| Kalimantan Selatan | 1.416,67 | 1.416,67 | 1.416,67 | 1.416,67 | 1.406,25 |
| Kalimantan Timur | 2.650,00 | 2.650,00 | 2.650,00 | 2.775,00 | 2.524,31 |
| Sulawesi Utara | 1.250,00 | 1.500,00 | 1.500,00 | 1.833,33 | 1.381,94 |
| Sulawesi Tengah | 1.750,00 | 1.750,00 | 1.750,00 | 1.750,00 | 1.738,59 |
| Sulawesi Selatan | 1.120,00 | 1.120,00 | 1.120,00 | 1.120,00 | 1.109,58 |
| Sulawesi Tenggara | 1.045,45 | 1.045,45 | 1.045,45 | 1.045,45 | 1.045,45 |
| Gorontalo | 1.200,00 | 1.000,00 | 1.000,00 | 1.000,00 | 1.245,83 |
| Sulawesi Barat | 1.312,50 | 1.312,50 | 1.312,50 | 1.312,50 | 1.312,50 |
| Maluku | 2.333,33 | 2.333,33 | 2.333,33 | 2.333,33 | 2.218,43 |
| Maluku Utara | 2.833,33 | 2.833,33 | 2.833,33 | 3.000,00 | 2.812,83 |
| Papua Barat | 1.333,33 | 1.333,33 | 1.333,33 | 1.333,33 | 1.236,11 |
| Papua | 2.000,00 | 2.000,00 | 2.000,00 | 2.000,00 | 1.955,56 |
| Nasional | 1.489,20 | 1.496,23 | 1.509,50 | 1.556,82 | 1.458,16 |

Tabel 6.10
Harga Konsumen Pedesaan Kelompok Pendidikan, Rekreasi dan Olahraga, 2008
Seragam Sekolah SMA (Rp/Stel)

| Provinsi | Januari | Februari | Maret | April |
|--------------------------|---------------|---------------|---------------|---------------|
| (1) | (2) | (3) | (4) | (5) |
| Nanggroe Aceh Darussalam | 94.286 | 94.286 | 94.286 | 91.429 |
| Sumatera Utara | 78.125 | 78.125 | 78.125 | 78.125 |
| Sumatera Barat | 95.000 | 95.000 | 95.000 | 95.000 |
| Riau | 97.000 | 98.000 | 98.400 | 99.000 |
| Jambi | 81.000 | 81.000 | 81.000 | 81.000 |
| Sumatera Selatan | 68.333 | 83.333 | 83.000 | 83.000 |
| Bengkulu | 65.000 | 68.000 | 70.000 | 70.000 |
| Lampung | 69.200 | 69.200 | 72.667 | 72.667 |
| Bangka Belitung | 97.500 | 97.500 | 97.500 | 97.500 |
| Kepulauan Riau | 94.000 | 94.000 | 94.000 | 94.000 |
| Jawa Barat | 77.444 | 76.727 | 73.667 | 73.708 |
| Jawa Tengah | 69.074 | 69.074 | 69.074 | 69.074 |
| D. I. Yogyakarta | 76.667 | 76.667 | 77.500 | 77.500 |
| Jawa Timur | 76.875 | 85.167 | 83.156 | 83.188 |
| Banten | 78.125 | 78.750 | 78.750 | 80.000 |
| Bali | 82.600 | 82.600 | 82.600 | 82.600 |
| Nusa Tenggara Barat | 74.167 | 74.167 | 74.167 | 74.167 |
| Nusa Tenggara Timur | 82.000 | 82.000 | 82.000 | 82.000 |
| Kalimantan Barat | 90.000 | 90.000 | 90.000 | 90.833 |
| Kalimantan Tengah | 94.667 | 94.667 | 94.667 | 94.667 |
| Kalimantan Selatan | 75.000 | 76.667 | 78.333 | 78.333 |
| Kalimantan Timur | 81.429 | 81.429 | 81.429 | 81.429 |
| Sulawesi Utara | 55.000 | 55.000 | 55.000 | 55.000 |
| Sulawesi Tengah | 72.500 | 71.923 | 73.438 | 77.500 |
| Sulawesi Selatan | 78.571 | 78.571 | 78.571 | 78.571 |
| Sulawesi Tenggara | 53.833 | 60.556 | 56.818 | 61.818 |
| Gorontalo | 78.125 | 80.625 | 81.250 | 81.250 |
| Sulawesi Barat | 68.750 | 84.000 | 75.625 | 66.429 |
| Maluku | 86.250 | 86.250 | 86.250 | 86.250 |
| Maluku Utara | 97.500 | 97.500 | 97.500 | 97.500 |
| Papua Barat | 85.000 | 87.500 | 87.500 | 83.333 |
| Papua | 91.667 | 91.667 | 91.667 | 91.667 |
| Nasional | 80.146 | 81.873 | 81.654 | 81.517 |

Tabel 6.10: Lanjutan

| Provinsi | Mei | Juni | Juli | Agustus |
|--------------------------|---------------|---------------|---------------|----------------|
| (1) | (6) | (7) | (8) | (9) |
| Nanggroe Aceh Darussalam | 99.286 | 92.857 | 92.857 | 92.857 |
| Sumatera Utara | 78.125 | 79.375 | 81.875 | 81.875 |
| Sumatera Barat | 98.875 | 98.875 | 98.875 | 98.875 |
| Riau | 99.000 | 99.000 | 99.000 | 99.000 |
| Jambi | 82.000 | 83.000 | 89.000 | 89.000 |
| Sumatera Selatan | 83.000 | 80.000 | 76.429 | 76.429 |
| Bengkulu | 70.000 | 70.000 | 70.000 | 70.000 |
| Lampung | 72.667 | 75.167 | 82.667 | 82.667 |
| Bangka Belitung | 98.750 | 98.750 | 100.500 | 100.500 |
| Kepulauan Riau | 94.000 | 94.000 | 95.000 | 95.000 |
| Jawa Barat | 74.083 | 75.167 | 69.273 | 71.833 |
| Jawa Tengah | 69.444 | 69.893 | 70.161 | 70.161 |
| D. I. Yogyakarta | 79.167 | 79.167 | 79.167 | 79.167 |
| Jawa Timur | 81.941 | 82.618 | 89.088 | 89.676 |
| Banten | 81.250 | 82.500 | 83.750 | 83.750 |
| Bali | 83.600 | 83.600 | 83.600 | 84.000 |
| Nusa Tenggara Barat | 74.167 | 75.000 | 76.667 | 76.667 |
| Nusa Tenggara Timur | 82.500 | 82.500 | 83.250 | 85.250 |
| Kalimantan Barat | 90.833 | 90.833 | 90.833 | 90.833 |
| Kalimantan Tengah | 94.667 | 94.667 | 95.500 | 97.167 |
| Kalimantan Selatan | 78.333 | 78.333 | 79.167 | 79.167 |
| Kalimantan Timur | 84.286 | 84.286 | 84.286 | 84.286 |
| Sulawesi Utara | 55.000 | 55.000 | 58.000 | 65.000 |
| Sulawesi Tengah | 76.563 | 79.063 | 79.375 | 80.625 |
| Sulawesi Selatan | 78.571 | 78.571 | 79.286 | 79.286 |
| Sulawesi Tenggara | 58.917 | 63.700 | 61.500 | 61.500 |
| Gorontalo | 81.250 | 81.250 | 81.250 | 81.250 |
| Sulawesi Barat | 67.143 | 67.000 | 69.375 | 73.750 |
| Maluku | 86.250 | 86.250 | 86.875 | 86.875 |
| Maluku Utara | 97.500 | 97.500 | 97.500 | 98.929 |
| Papua Barat | 83.333 | 83.000 | 82.500 | 84.000 |
| Papua | 91.667 | 91.667 | 91.667 | 91.667 |
| Nasional | 82.068 | 82.268 | 83.071 | 83.782 |

Tabel 6.10: Lanjutan

| Provinsi | September | Oktober | November | Desember | Rata-rata |
|--------------------------|------------------|----------------|-----------------|-----------------|------------------|
| (1) | (10) | (11) | (12) | (13) | (14) |
| Nanggroe Aceh Darussalam | 96.429 | 96.429 | 100.714 | 100.714 | 95.536 |
| Sumatera Utara | 81.875 | 81.875 | 81.875 | 81.875 | 80.104 |
| Sumatera Barat | 98.875 | 98.875 | 98.875 | 98.875 | 97.583 |
| Riau | 89.000 | 89.000 | 97.000 | 97.000 | 96.700 |
| Jambi | 90.000 | 90.000 | 90.000 | 89.000 | 85.500 |
| Sumatera Selatan | 77.857 | 77.857 | 77.857 | 77.857 | 78.746 |
| Bengkulu | 70.000 | 70.000 | 70.000 | 70.000 | 69.417 |
| Lampung | 82.667 | 82.667 | 86.000 | 86.000 | 77.853 |
| Bangka Belitung | 100.500 | 100.500 | 100.500 | 100.500 | 99.208 |
| Kepulauan Riau | 95.000 | 95.000 | 95.000 | 95.000 | 94.500 |
| Jawa Barat | 71.833 | 68.364 | 68.364 | 71.000 | 72.622 |
| Jawa Tengah | 70.161 | 69.982 | 69.982 | 69.982 | 69.672 |
| D. I. Yogyakarta | 79.167 | 79.167 | 79.167 | 79.167 | 78.472 |
| Jawa Timur | 89.676 | 89.676 | 89.676 | 89.971 | 85.892 |
| Banten | 83.750 | 83.750 | 83.750 | 83.750 | 81.823 |
| Bali | 84.400 | 84.400 | 84.400 | 87.400 | 83.817 |
| Nusa Tenggara Barat | 78.333 | 78.333 | 78.333 | 78.333 | 76.042 |
| Nusa Tenggara Timur | 85.750 | 87.750 | 88.250 | 89.250 | 84.375 |
| Kalimantan Barat | 90.833 | 90.833 | 90.833 | 90.833 | 90.625 |
| Kalimantan Tengah | 97.167 | 97.167 | 97.167 | 97.167 | 95.778 |
| Kalimantan Selatan | 79.167 | 79.167 | 79.167 | 79.167 | 78.333 |
| Kalimantan Timur | 84.286 | 84.286 | 84.286 | 84.286 | 83.333 |
| Sulawesi Utara | 65.000 | 65.000 | 65.000 | 65.000 | 59.417 |
| Sulawesi Tengah | 82.188 | 82.813 | 76.875 | 76.875 | 77.478 |
| Sulawesi Selatan | 79.286 | 79.286 | 79.286 | 79.286 | 78.929 |
| Sulawesi Tenggara | 62.750 | 62.750 | 62.750 | 62.400 | 60.774 |
| Gorontalo | 81.250 | 81.875 | 81.875 | 81.875 | 81.094 |
| Sulawesi Barat | 72.500 | 72.875 | 72.875 | 72.875 | 71.933 |
| Maluku | 86.875 | 86.875 | 86.750 | 86.750 | 86.542 |
| Maluku Utara | 98.929 | 98.929 | 98.929 | 98.929 | 98.095 |
| Papua Barat | 84.000 | 84.000 | 84.000 | 84.000 | 84.347 |
| Papua | 91.667 | 91.667 | 91.667 | 91.667 | 91.667 |
| Nasional | 83.787 | 83.786 | 84.100 | 84.274 | 82.694 |

Tabel 6.11
Harga Konsumen Pedesaan Kelompok Pendidikan, Rekreasi dan Olahraga, 2008
Tas Sekolah (Rp/Buah)

| Provinsi | Januari | Februari | Maret | April |
|--------------------------|---------------|---------------|---------------|---------------|
| (1) | (2) | (3) | (4) | (5) |
| Nanggroe Aceh Darussalam | 40.833 | 39.286 | 39.167 | 44.167 |
| Sumatera Utara | 28.000 | 28.000 | 27.500 | 27.333 |
| Sumatera Barat | 33.000 | 33.000 | 35.000 | 35.000 |
| Riau | 48.000 | 44.167 | 45.000 | 45.000 |
| Jambi | 56.667 | 39.167 | 39.167 | 39.167 |
| Sumatera Selatan | 33.000 | 42.400 | 36.714 | 40.000 |
| Bengkulu | 42.500 | 42.500 | 38.333 | 38.333 |
| Lampung | 30.000 | 30.000 | 31.333 | 31.333 |
| Bangka Belitung | 51.667 | 51.667 | 51.667 | 51.667 |
| Kepulauan Riau | 37.333 | 37.333 | 37.333 | 37.333 |
| Jawa Barat | 28.409 | 27.885 | 27.885 | 32.679 |
| Jawa Tengah | 29.053 | 26.120 | 28.552 | 28.621 |
| D. I. Yogyakarta | 30.000 | 30.000 | 30.000 | 30.000 |
| Jawa Timur | 30.000 | 29.167 | 29.068 | 29.227 |
| Banten | 52.500 | 47.000 | 41.667 | 36.667 |
| Bali | 31.000 | 31.000 | 31.143 | 31.143 |
| Nusa Tenggara Barat | 35.200 | 35.200 | 35.200 | 35.200 |
| Nusa Tenggara Timur | 31.875 | 28.929 | 27.278 | 28.389 |
| Kalimantan Barat | 34.000 | 27.500 | 31.667 | 31.667 |
| Kalimantan Tengah | 52.143 | 52.143 | 52.143 | 52.143 |
| Kalimantan Selatan | 35.714 | 35.714 | 35.714 | 35.714 |
| Kalimantan Timur | 55.000 | 45.625 | 42.917 | 42.917 |
| Sulawesi Utara | 35.000 | 30.000 | 29.000 | 30.000 |
| Sulawesi Tengah | 28.125 | 27.222 | 31.500 | 32.000 |
| Sulawesi Selatan | 32.500 | 32.000 | 32.500 | 32.500 |
| Sulawesi Tenggara | 21.000 | 26.143 | 26.143 | 27.250 |
| Gorontalo | 38.750 | 38.750 | 38.750 | 40.833 |
| Sulawesi Barat | 37.500 | 37.500 | 37.500 | 37.500 |
| Maluku | 38.000 | 37.143 | 36.250 | 36.250 |
| Maluku Utara | 48.333 | 48.333 | 48.667 | 48.667 |
| Papua Barat | 45.000 | 48.750 | 48.750 | 48.750 |
| Papua | 43.000 | 43.000 | 43.000 | 43.000 |
| Nasional | 37.909 | 36.645 | 36.453 | 36.889 |

Tabel 6.11: Lanjutan

| Provinsi | Mei | Juni | Juli | Agustus |
|--------------------------|---------------|---------------|---------------|----------------|
| (1) | (6) | (7) | (8) | (9) |
| Nanggroe Aceh Darussalam | 49.000 | 46.667 | 48.333 | 48.333 |
| Sumatera Utara | 25.571 | 25.000 | 27.400 | 27.000 |
| Sumatera Barat | 35.000 | 37.500 | 40.000 | 41.250 |
| Riau | 50.833 | 50.833 | 50.833 | 54.286 |
| Jambi | 39.167 | 40.000 | 40.000 | 40.000 |
| Sumatera Selatan | 36.714 | 34.625 | 35.875 | 35.875 |
| Bengkulu | 38.333 | 38.333 | 38.333 | 38.333 |
| Lampung | 31.333 | 31.333 | 33.000 | 33.000 |
| Bangka Belitung | 57.500 | 57.500 | 52.000 | 52.000 |
| Kepulauan Riau | 37.333 | 40.667 | 40.667 | 40.667 |
| Jawa Barat | 33.893 | 34.333 | 34.000 | 34.536 |
| Jawa Tengah | 28.724 | 29.982 | 29.982 | 29.982 |
| D. I. Yogyakarta | 30.000 | 30.000 | 33.333 | 31.667 |
| Jawa Timur | 29.261 | 28.731 | 32.192 | 32.288 |
| Banten | 36.667 | 37.222 | 38.333 | 40.000 |
| Bali | 31.143 | 31.143 | 31.143 | 31.143 |
| Nusa Tenggara Barat | 35.200 | 35.200 | 35.200 | 35.200 |
| Nusa Tenggara Timur | 28.125 | 28.125 | 27.143 | 28.571 |
| Kalimantan Barat | 31.667 | 31.667 | 31.667 | 31.667 |
| Kalimantan Tengah | 52.143 | 52.143 | 52.143 | 52.143 |
| Kalimantan Selatan | 35.714 | 35.714 | 35.714 | 35.714 |
| Kalimantan Timur | 43.929 | 46.000 | 47.857 | 47.857 |
| Sulawesi Utara | 30.000 | 30.000 | 28.571 | 28.571 |
| Sulawesi Tengah | 31.818 | 32.727 | 32.727 | 32.727 |
| Sulawesi Selatan | 31.429 | 32.857 | 34.167 | 35.000 |
| Sulawesi Tenggara | 28.375 | 27.125 | 26.000 | 26.000 |
| Gorontalo | 43.500 | 40.125 | 38.250 | 34.125 |
| Sulawesi Barat | 37.500 | 40.625 | 40.625 | 42.500 |
| Maluku | 38.125 | 38.125 | 38.750 | 42.500 |
| Maluku Utara | 48.667 | 48.667 | 48.667 | 48.667 |
| Papua Barat | 48.750 | 47.500 | 46.000 | 48.333 |
| Papua | 43.500 | 43.500 | 45.500 | 45.500 |
| Nasional | 37.466 | 37.624 | 37.950 | 38.295 |

Tabel 6.11: Lanjutan

| Provinsi | September | Oktober | November | Desember | Rata-rata |
|--------------------------|------------------|----------------|-----------------|-----------------|------------------|
| (1) | (10) | (11) | (12) | (13) | (14) |
| Nanggroe Aceh Darussalam | 50.000 | 50.000 | 50.000 | 48.750 | 46.211 |
| Sumatera Utara | 27.000 | 30.833 | 30.833 | 30.833 | 27.942 |
| Sumatera Barat | 38.500 | 37.083 | 39.583 | 39.583 | 37.042 |
| Riau | 61.875 | 61.667 | 55.000 | 54.286 | 51.815 |
| Jambi | 40.000 | 40.000 | 40.000 | 40.000 | 41.111 |
| Sumatera Selatan | 34.571 | 34.571 | 34.571 | 34.571 | 36.124 |
| Bengkulu | 41.667 | 41.667 | 41.667 | 37.500 | 39.792 |
| Lampung | 33.000 | 33.000 | 33.000 | 33.000 | 31.944 |
| Bangka Belitung | 51.667 | 51.667 | 55.000 | 55.000 | 53.250 |
| Kepulauan Riau | 40.667 | 40.667 | 40.667 | 40.667 | 39.278 |
| Jawa Barat | 30.269 | 30.731 | 30.538 | 31.545 | 31.392 |
| Jawa Tengah | 30.241 | 31.037 | 31.077 | 31.077 | 29.537 |
| D. I. Yogyakarta | 31.667 | 31.667 | 31.667 | 31.667 | 30.972 |
| Jawa Timur | 32.481 | 32.481 | 32.180 | 32.481 | 30.796 |
| Banten | 40.000 | 40.000 | 40.000 | 40.000 | 40.838 |
| Bali | 31.143 | 31.143 | 31.143 | 31.143 | 31.119 |
| Nusa Tenggara Barat | 35.200 | 35.200 | 35.200 | 35.200 | 35.200 |
| Nusa Tenggara Timur | 29.286 | 34.167 | 34.167 | 34.167 | 30.018 |
| Kalimantan Barat | 31.667 | 31.667 | 31.667 | 31.667 | 31.514 |
| Kalimantan Tengah | 52.143 | 52.143 | 52.143 | 52.143 | 52.143 |
| Kalimantan Selatan | 35.714 | 35.714 | 35.714 | 35.714 | 35.714 |
| Kalimantan Timur | 47.857 | 47.857 | 48.571 | 51.429 | 47.318 |
| Sulawesi Utara | 28.571 | 28.125 | 28.125 | 28.000 | 29.497 |
| Sulawesi Tengah | 32.727 | 34.545 | 34.545 | 34.545 | 32.101 |
| Sulawesi Selatan | 37.143 | 38.333 | 41.875 | 41.875 | 35.182 |
| Sulawesi Tenggara | 26.000 | 26.000 | 26.000 | 23.400 | 25.786 |
| Gorontalo | 34.125 | 35.300 | 35.250 | 35.250 | 37.751 |
| Sulawesi Barat | 41.250 | 40.000 | 40.000 | 40.000 | 39.375 |
| Maluku | 42.500 | 42.500 | 42.500 | 42.500 | 39.595 |
| Maluku Utara | 48.667 | 48.667 | 48.667 | 48.667 | 48.611 |
| Papua Barat | 48.333 | 48.333 | 48.333 | 48.333 | 47.931 |
| Papua | 45.500 | 45.500 | 45.500 | 45.500 | 44.333 |
| Nasional | 38.482 | 38.821 | 38.912 | 38.765 | 37.851 |

Tabel 6.12
Harga Konsumen Pedesaan Kelompok Pendidikan, Rekreasi dan Olahraga, 2008
Tiket masuk tempat wisata (Rp/Orang Dewasa)

| Provinsi | Januari | Februari | Maret | April |
|--------------------------|---------------|---------------|---------------|---------------|
| (1) | (2) | (3) | (4) | (5) |
| Nanggroe Aceh Darussalam | 38.385 | 38.385 | 38.385 | 38.385 |
| Sumatera Utara | 32.410 | 31.583 | 33.350 | 33.350 |
| Sumatera Barat | 22.563 | 21.444 | 24.000 | 24.688 |
| Riau | 32.222 | 34.375 | 30.833 | 28.000 |
| Jambi | 21.600 | 13.000 | 12.083 | 13.250 |
| Sumatera Selatan | 17.500 | 17.500 | 17.538 | 17.538 |
| Bengkulu | 26.917 | 31.500 | 27.500 | 28.571 |
| Lampung | 13.750 | 13.750 | 13.750 | 13.750 |
| Bangka Belitung | 29.167 | 29.167 | 29.167 | 29.167 |
| Kepulauan Riau | 29.250 | 29.250 | 29.250 | 29.250 |
| Jawa Barat | 23.594 | 26.414 | 25.386 | 25.386 |
| Jawa Tengah | 29.366 | 27.078 | 26.142 | 25.148 |
| D. I. Yogyakarta | 23.250 | 17.150 | 22.414 | 18.780 |
| Jawa Timur | 26.147 | 25.344 | 23.913 | 23.890 |
| Banten | 17.846 | 17.846 | 17.885 | 17.885 |
| Bali | 25.917 | 25.917 | 26.083 | 26.083 |
| Nusa Tenggara Barat | 26.969 | 26.969 | 26.969 | 27.000 |
| Nusa Tenggara Timur | 35.063 | 35.063 | 35.063 | 35.063 |
| Kalimantan Barat | 32.285 | 32.285 | 32.285 | 32.362 |
| Kalimantan Tengah | 37.700 | 37.700 | 37.700 | 37.750 |
| Kalimantan Selatan | 18.067 | 18.067 | 18.067 | 18.067 |
| Kalimantan Timur | 15.500 | 17.167 | 15.500 | 13.100 |
| Sulawesi Utara | 16.636 | 16.636 | 16.636 | 16.864 |
| Sulawesi Tengah | 24.235 | 24.235 | 24.265 | 24.265 |
| Sulawesi Selatan | 37.000 | 37.000 | 37.000 | 37.300 |
| Sulawesi Tenggara | 26.763 | 19.267 | 17.643 | 18.692 |
| Gorontalo | 27.806 | 22.607 | 19.708 | 19.708 |
| Sulawesi Barat | 31.333 | 33.571 | 34.944 | 36.150 |
| Maluku | 13.000 | 13.000 | 13.000 | 13.038 |
| Maluku Utara | 16.333 | 16.333 | 22.571 | 22.571 |
| Papua Barat | 39.500 | 38.125 | 38.250 | 33.600 |
| Papua | 37.143 | 37.143 | 37.143 | 37.143 |
| Nasional | 26.413 | 25.777 | 25.763 | 25.494 |

Tabel 6.12: Lanjutan

| Provinsi | Mei | Juni | Juli | Agustus |
|--------------------------|---------------|---------------|---------------|----------------|
| (1) | (6) | (7) | (8) | (9) |
| Nanggroe Aceh Darussalam | 38.385 | 38.385 | 38.385 | 38.385 |
| Sumatera Utara | 33.300 | 36.556 | 36.556 | 36.556 |
| Sumatera Barat | 22.500 | 23.333 | 23.333 | 25.000 |
| Riau | 28.100 | 28.100 | 28.200 | 24.833 |
| Jambi | 13.417 | 11.091 | 11.091 | 11.273 |
| Sumatera Selatan | 17.538 | 17.538 | 17.538 | 17.538 |
| Bengkulu | 26.500 | 28.417 | 28.417 | 29.333 |
| Lampung | 13.750 | 13.750 | 13.750 | 13.750 |
| Bangka Belitung | 27.000 | 27.313 | 27.938 | 27.938 |
| Kepulauan Riau | 29.250 | 29.600 | 29.700 | 29.700 |
| Jawa Barat | 25.750 | 24.252 | 23.082 | 23.082 |
| Jawa Tengah | 21.904 | 20.945 | 21.051 | 21.213 |
| D. I. Yogyakarta | 18.400 | 18.400 | 18.525 | 18.525 |
| Jawa Timur | 24.389 | 23.422 | 23.466 | 23.455 |
| Banten | 17.885 | 17.885 | 17.885 | 17.885 |
| Bali | 26.083 | 26.083 | 26.083 | 26.083 |
| Nusa Tenggara Barat | 27.000 | 27.000 | 27.000 | 27.000 |
| Nusa Tenggara Timur | 35.688 | 35.688 | 35.688 | 35.688 |
| Kalimantan Barat | 32.362 | 32.362 | 32.362 | 32.362 |
| Kalimantan Tengah | 37.750 | 37.750 | 37.750 | 37.750 |
| Kalimantan Selatan | 18.067 | 18.067 | 18.067 | 18.067 |
| Kalimantan Timur | 13.100 | 13.300 | 13.300 | 13.350 |
| Sulawesi Utara | 16.864 | 16.864 | 16.864 | 16.864 |
| Sulawesi Tengah | 24.265 | 24.265 | 24.265 | 24.265 |
| Sulawesi Selatan | 37.300 | 37.300 | 37.300 | 37.300 |
| Sulawesi Tenggara | 16.083 | 16.455 | 17.600 | 16.364 |
| Gorontalo | 19.708 | 19.792 | 19.792 | 19.792 |
| Sulawesi Barat | 36.150 | 37.318 | 36.150 | 36.150 |
| Maluku | 13.038 | 14.962 | 14.962 | 14.962 |
| Maluku Utara | 25.167 | 25.167 | 25.167 | 25.167 |
| Papua Barat | 33.600 | 33.600 | 33.600 | 33.600 |
| Papua | 37.143 | 37.143 | 37.143 | 37.143 |
| Nasional | 25.232 | 25.378 | 25.375 | 25.324 |

Tabel 6.12: Lanjutan

| Provinsi | September | Oktober | November | Desember | Rata-rata |
|--------------------------|------------------|----------------|-----------------|-----------------|------------------|
| (1) | (10) | (11) | (12) | (13) | (14) |
| Nanggroe Aceh Darussalam | 38.385 | 38.385 | 38.385 | 38.385 | 38.385 |
| Sumatera Utara | 36.556 | 36.556 | 37.111 | 37.111 | 35.083 |
| Sumatera Barat | 19.545 | 23.909 | 24.409 | 26.350 | 23.423 |
| Riau | 28.167 | 28.250 | 27.722 | 27.722 | 28.877 |
| Jambi | 10.154 | 10.154 | 10.115 | 10.115 | 12.279 |
| Sumatera Selatan | 17.538 | 17.538 | 17.538 | 17.538 | 17.532 |
| Bengkulu | 29.583 | 29.625 | 29.625 | 32.136 | 29.010 |
| Lampung | 13.750 | 13.750 | 13.750 | 13.750 | 13.750 |
| Bangka Belitung | 27.938 | 30.000 | 30.444 | 31.000 | 28.853 |
| Kepulauan Riau | 30.200 | 30.200 | 30.200 | 30.200 | 29.671 |
| Jawa Barat | 24.181 | 26.411 | 26.726 | 24.812 | 24.923 |
| Jawa Tengah | 21.945 | 21.962 | 21.215 | 20.962 | 23.244 |
| D. I. Yogyakarta | 18.525 | 18.525 | 18.525 | 14.886 | 18.825 |
| Jawa Timur | 23.455 | 23.568 | 23.302 | 23.591 | 23.995 |
| Banten | 17.885 | 17.885 | 17.885 | 17.885 | 17.878 |
| Bali | 26.083 | 26.083 | 26.083 | 26.083 | 26.056 |
| Nusa Tenggara Barat | 27.000 | 27.000 | 27.000 | 27.000 | 26.992 |
| Nusa Tenggara Timur | 35.688 | 35.688 | 35.688 | 35.143 | 35.434 |
| Kalimantan Barat | 32.362 | 32.362 | 32.362 | 32.362 | 32.342 |
| Kalimantan Tengah | 37.750 | 37.750 | 37.750 | 37.750 | 37.738 |
| Kalimantan Selatan | 18.067 | 18.067 | 18.067 | 18.067 | 18.067 |
| Kalimantan Timur | 13.400 | 13.400 | 13.500 | 13.300 | 13.993 |
| Sulawesi Utara | 16.864 | 16.864 | 16.864 | 16.864 | 16.807 |
| Sulawesi Tengah | 24.265 | 24.265 | 24.265 | 24.265 | 24.260 |
| Sulawesi Selatan | 37.300 | 37.300 | 37.300 | 37.300 | 37.225 |
| Sulawesi Tenggara | 16.364 | 16.364 | 16.364 | 11.875 | 17.486 |
| Gorontalo | 19.792 | 20.938 | 19.583 | 19.583 | 20.734 |
| Sulawesi Barat | 36.000 | 36.150 | 36.150 | 36.350 | 35.535 |
| Maluku | 14.962 | 14.962 | 14.962 | 14.962 | 14.151 |
| Maluku Utara | 25.167 | 25.167 | 25.167 | 25.167 | 23.262 |
| Papua Barat | 33.600 | 33.600 | 33.600 | 33.600 | 34.856 |
| Papua | 37.143 | 37.143 | 37.143 | 37.143 | 37.143 |
| Nasional | 25.300 | 25.619 | 25.587 | 25.414 | 25.556 |

Tabel 6.13
Harga Konsumen Pedesaan Kelompok Pendidikan, Rekreasi dan Olahraga, 2008
Pita Kaset (Rp/Buah)

| Provinsi | Januari | Februari | Maret | April |
|--------------------------|---------------|---------------|---------------|---------------|
| (1) | (2) | (3) | (4) | (5) |
| Nanggroe Aceh Darussalam | 20.667 | 21.222 | 21.429 | 21.429 |
| Sumatera Utara | 19.148 | 19.464 | 19.148 | 19.704 |
| Sumatera Barat | 15.920 | 16.000 | 15.692 | 16.692 |
| Riau | 14.571 | 13.933 | 13.688 | 13.688 |
| Jambi | 14.344 | 14.656 | 14.656 | 14.656 |
| Sumatera Selatan | 13.467 | 13.467 | 15.438 | 15.438 |
| Bengkulu | 17.059 | 17.059 | 17.059 | 18.000 |
| Lampung | 21.190 | 21.190 | 21.190 | 21.190 |
| Bangka Belitung | 18.700 | 19.333 | 19.333 | 19.333 |
| Kepulauan Riau | 11.400 | 11.400 | 11.480 | 11.540 |
| Jawa Barat | 18.745 | 18.543 | 18.411 | 18.705 |
| Jawa Tengah | 18.810 | 18.647 | 19.183 | 19.054 |
| D. I. Yogyakarta | 16.643 | 16.643 | 15.917 | 16.643 |
| Jawa Timur | 17.587 | 17.467 | 17.579 | 17.762 |
| Banten | 17.000 | 16.941 | 17.471 | 17.364 |
| Bali | 17.068 | 15.333 | 15.742 | 15.742 |
| Nusa Tenggara Barat | 20.025 | 19.000 | 19.000 | 19.000 |
| Nusa Tenggara Timur | 21.100 | 21.577 | 21.107 | 21.607 |
| Kalimantan Barat | 16.333 | 16.333 | 16.333 | 14.778 |
| Kalimantan Tengah | 16.239 | 15.775 | 16.875 | 16.875 |
| Kalimantan Selatan | 13.526 | 13.526 | 13.068 | 13.068 |
| Kalimantan Timur | 21.818 | 17.667 | 20.000 | 20.000 |
| Sulawesi Utara | 19.308 | 19.308 | 19.308 | 19.308 |
| Sulawesi Tengah | 19.803 | 20.109 | 20.052 | 20.052 |
| Sulawesi Selatan | 15.389 | 17.583 | 18.267 | 17.444 |
| Sulawesi Tenggara | 15.551 | 16.224 | 15.810 | 16.462 |
| Gorontalo | 17.700 | 17.294 | 17.294 | 17.294 |
| Sulawesi Barat | 16.469 | 16.921 | 17.184 | 19.659 |
| Maluku | 20.714 | 20.714 | 21.556 | 21.556 |
| Maluku Utara | 21.765 | 21.765 | 21.765 | 21.765 |
| Papua Barat | 25.000 | 25.667 | 26.333 | 26.333 |
| Papua | 24.444 | 24.444 | 25.000 | 25.000 |
| Nasional | 18.047 | 17.975 | 18.199 | 18.348 |

Tabel 6.13: Lanjutan

| Provinsi | Mei | Juni | Juli | Agustus |
|--------------------------|---------------|---------------|---------------|----------------|
| (1) | (6) | (7) | (8) | (9) |
| Nanggroe Aceh Darussalam | 21.500 | 21.773 | 21.773 | 21.773 |
| Sumatera Utara | 19.704 | 18.625 | 18.296 | 18.296 |
| Sumatera Barat | 17.077 | 17.444 | 17.444 | 17.907 |
| Riau | 13.688 | 13.688 | 13.875 | 14.063 |
| Jambi | 14.688 | 14.688 | 14.688 | 14.688 |
| Sumatera Selatan | 15.438 | 15.438 | 15.438 | 15.438 |
| Bengkulu | 17.059 | 17.059 | 17.176 | 17.882 |
| Lampung | 21.000 | 21.000 | 21.000 | 21.000 |
| Bangka Belitung | 19.333 | 19.333 | 20.583 | 20.583 |
| Kepulauan Riau | 11.540 | 11.740 | 11.740 | 11.740 |
| Jawa Barat | 18.773 | 18.762 | 18.762 | 18.762 |
| Jawa Tengah | 19.054 | 19.039 | 18.871 | 18.713 |
| D. I. Yogyakarta | 16.607 | 16.643 | 16.643 | 16.643 |
| Jawa Timur | 17.106 | 17.250 | 17.356 | 17.356 |
| Banten | 17.364 | 17.364 | 17.364 | 17.500 |
| Bali | 15.919 | 15.919 | 16.161 | 16.281 |
| Nusa Tenggara Barat | 19.167 | 21.700 | 21.700 | 21.700 |
| Nusa Tenggara Timur | 21.607 | 21.607 | 21.607 | 22.143 |
| Kalimantan Barat | 14.778 | 14.778 | 14.778 | 14.778 |
| Kalimantan Tengah | 17.175 | 17.175 | 17.150 | 17.300 |
| Kalimantan Selatan | 12.058 | 12.220 | 12.587 | 12.587 |
| Kalimantan Timur | 20.000 | 21.667 | 21.667 | 21.667 |
| Sulawesi Utara | 19.308 | 19.308 | 19.733 | 20.067 |
| Sulawesi Tengah | 20.109 | 20.266 | 20.266 | 20.266 |
| Sulawesi Selatan | 16.789 | 16.739 | 16.292 | 16.292 |
| Sulawesi Tenggara | 16.692 | 17.565 | 16.450 | 16.450 |
| Gorontalo | 17.294 | 16.265 | 16.265 | 17.029 |
| Sulawesi Barat | 19.341 | 18.909 | 19.190 | 19.667 |
| Maluku | 20.556 | 20.556 | 20.556 | 21.250 |
| Maluku Utara | 19.643 | 19.643 | 19.643 | 19.643 |
| Papua Barat | 26.333 | 26.333 | 26.333 | 26.333 |
| Papua | 25.000 | 25.000 | 25.000 | 25.000 |
| Nasional | 18.178 | 18.297 | 18.325 | 18.462 |

Tabel 6.13: Lanjutan

| Provinsi | September | Oktober | November | Desember | Rata-rata |
|--------------------------|------------------|----------------|-----------------|-----------------|------------------|
| (1) | (10) | (11) | (12) | (13) | (14) |
| Nanggroe Aceh Darussalam | 21.773 | 21.773 | 21.773 | 22.500 | 21.615 |
| Sumatera Utara | 18.296 | 18.296 | 18.296 | 18.296 | 18.798 |
| Sumatera Barat | 18.259 | 18.704 | 18.704 | 19.739 | 17.465 |
| Riau | 15.289 | 15.225 | 14.393 | 14.423 | 14.210 |
| Jambi | 14.688 | 14.688 | 14.688 | 14.385 | 14.626 |
| Sumatera Selatan | 15.438 | 15.438 | 15.438 | 15.438 | 15.109 |
| Bengkulu | 18.235 | 18.235 | 18.235 | 18.846 | 17.659 |
| Lampung | 21.000 | 23.000 | 23.235 | 23.235 | 21.603 |
| Bangka Belitung | 20.583 | 20.583 | 19.577 | 19.577 | 19.738 |
| Kepulauan Riau | 11.740 | 11.740 | 11.740 | 11.740 | 11.628 |
| Jawa Barat | 18.762 | 18.775 | 18.775 | 19.294 | 18.756 |
| Jawa Tengah | 18.922 | 18.640 | 18.640 | 18.640 | 18.851 |
| D. I. Yogyakarta | 17.071 | 17.071 | 17.071 | 17.107 | 16.725 |
| Jawa Timur | 17.356 | 17.356 | 17.331 | 17.356 | 17.405 |
| Banten | 17.500 | 17.773 | 17.773 | 17.773 | 17.432 |
| Bali | 16.281 | 16.161 | 16.161 | 16.403 | 16.098 |
| Nusa Tenggara Barat | 21.700 | 21.700 | 21.700 | 21.700 | 20.674 |
| Nusa Tenggara Timur | 20.867 | 21.533 | 21.533 | 23.455 | 21.645 |
| Kalimantan Barat | 14.778 | 17.167 | 17.167 | 17.167 | 15.764 |
| Kalimantan Tengah | 17.300 | 17.300 | 17.300 | 17.450 | 16.993 |
| Kalimantan Selatan | 12.609 | 12.609 | 12.095 | 12.941 | 12.741 |
| Kalimantan Timur | 21.667 | 21.667 | 21.722 | 20.889 | 20.869 |
| Sulawesi Utara | 20.067 | 22.417 | 22.417 | 20.667 | 20.101 |
| Sulawesi Tengah | 20.266 | 20.266 | 20.266 | 20.266 | 20.165 |
| Sulawesi Selatan | 16.292 | 16.500 | 15.857 | 16.400 | 16.654 |
| Sulawesi Tenggara | 16.450 | 16.450 | 16.450 | 16.357 | 16.409 |
| Gorontalo | 17.029 | 19.194 | 18.700 | 18.700 | 17.505 |
| Sulawesi Barat | 19.500 | 19.250 | 19.250 | 19.250 | 18.716 |
| Maluku | 21.250 | 21.250 | 21.250 | 21.250 | 21.038 |
| Maluku Utara | 19.643 | 19.643 | 19.643 | 19.643 | 20.350 |
| Papua Barat | 26.333 | 26.333 | 26.333 | 26.333 | 26.167 |
| Papua | 25.000 | 25.000 | 25.000 | 25.000 | 24.907 |
| Nasional | 18.498 | 18.804 | 18.704 | 18.819 | 18.388 |

Tabel 6.14
Harga Konsumen Pedesaan Kelompok Pendidikan, Rekreasi dan Olahraga, 2008
Radio (Rp/Buah)

| Provinsi | Januari | Februari | Maret | April |
|--------------------------|----------------|----------------|----------------|----------------|
| (1) | (2) | (3) | (4) | (5) |
| Nanggroe Aceh Darussalam | 120.000 | 121.667 | 124.286 | 127.857 |
| Sumatera Utara | 100.714 | 101.571 | 101.571 | 101.571 |
| Sumatera Barat | 99.000 | 99.000 | 99.000 | 99.000 |
| Riau | 100.833 | 100.833 | 100.833 | 100.833 |
| Jambi | 141.000 | 141.000 | 142.800 | 142.800 |
| Sumatera Selatan | 100.556 | 100.556 | 100.556 | 101.667 |
| Bengkulu | 105.000 | 105.000 | 110.000 | 110.000 |
| Lampung | 153.571 | 153.571 | 146.875 | 146.875 |
| Bangka Belitung | 137.778 | 137.778 | 141.667 | 141.667 |
| Kepulauan Riau | 105.000 | 107.500 | 107.500 | 107.500 |
| Jawa Barat | 107.625 | 112.000 | 112.000 | 112.000 |
| Jawa Tengah | 137.105 | 127.636 | 120.500 | 115.185 |
| D. I. Yogyakarta | 110.000 | 113.333 | 113.333 | 113.333 |
| Jawa Timur | 103.125 | 100.739 | 101.125 | 101.125 |
| Banten | 166.667 | 168.333 | 168.333 | 168.333 |
| Bali | 146.000 | 148.000 | 148.000 | 148.000 |
| Nusa Tenggara Barat | 165.000 | 130.000 | 130.000 | 130.000 |
| Nusa Tenggara Timur | 104.286 | 98.125 | 107.778 | 96.875 |
| Kalimantan Barat | 138.333 | 124.375 | 124.000 | 135.455 |
| Kalimantan Tengah | 179.167 | 179.167 | 179.167 | 179.167 |
| Kalimantan Selatan | 125.833 | 125.833 | 125.000 | 122.273 |
| Kalimantan Timur | 187.500 | 186.643 | 165.722 | 165.167 |
| Sulawesi Utara | 117.500 | 117.500 | 118.875 | 118.875 |
| Sulawesi Tengah | 135.000 | 135.000 | 135.000 | 135.000 |
| Sulawesi Selatan | 172.857 | 172.857 | 172.857 | 175.000 |
| Sulawesi Tenggara | 103.667 | 103.667 | 104.900 | 104.900 |
| Gorontalo | 102.143 | 110.000 | 114.091 | 114.091 |
| Sulawesi Barat | 112.143 | 135.714 | 131.250 | 131.111 |
| Maluku | 120.625 | 121.111 | 129.000 | 121.111 |
| Maluku Utara | 120.000 | 120.000 | 125.000 | 125.000 |
| Papua Barat | 200.000 | 200.000 | 200.000 | 196.667 |
| Papua | 177.143 | 177.143 | 177.143 | 177.143 |
| Nasional | 131.099 | 130.489 | 130.568 | 130.174 |

Tabel 6.14: Lanjutan

| Provinsi | Mei | Juni | Juli | Agustus |
|--------------------------|----------------|----------------|----------------|----------------|
| (1) | (6) | (7) | (8) | (9) |
| Nanggroe Aceh Darussalam | 132.143 | 132.143 | 140.714 | 140.714 |
| Sumatera Utara | 101.571 | 101.571 | 101.571 | 101.571 |
| Sumatera Barat | 99.000 | 99.000 | 99.000 | 100.667 |
| Riau | 100.889 | 101.444 | 103.111 | 110.800 |
| Jambi | 142.800 | 142.800 | 142.800 | 142.800 |
| Sumatera Selatan | 101.667 | 101.667 | 101.667 | 101.667 |
| Bengkulu | 110.625 | 111.250 | 111.250 | 111.375 |
| Lampung | 147.500 | 147.500 | 147.500 | 150.625 |
| Bangka Belitung | 141.667 | 141.667 | 141.667 | 141.667 |
| Kepulauan Riau | 107.500 | 107.500 | 107.500 | 107.500 |
| Jawa Barat | 116.063 | 112.667 | 117.286 | 114.769 |
| Jawa Tengah | 115.862 | 119.793 | 122.185 | 122.370 |
| D. I. Yogyakarta | 113.333 | 113.333 | 113.333 | 113.333 |
| Jawa Timur | 101.333 | 103.208 | 104.375 | 104.583 |
| Banten | 168.333 | 168.333 | 168.333 | 168.333 |
| Bali | 148.000 | 148.000 | 148.000 | 148.000 |
| Nusa Tenggara Barat | 155.000 | 161.250 | 161.250 | 161.250 |
| Nusa Tenggara Timur | 99.375 | 99.375 | 99.375 | 100.625 |
| Kalimantan Barat | 136.364 | 136.364 | 137.500 | 138.182 |
| Kalimantan Tengah | 179.167 | 179.167 | 179.167 | 179.167 |
| Kalimantan Selatan | 114.583 | 116.000 | 115.000 | 106.250 |
| Kalimantan Timur | 167.889 | 178.889 | 178.667 | 178.667 |
| Sulawesi Utara | 118.875 | 118.875 | 118.875 | 118.875 |
| Sulawesi Tengah | 135.000 | 139.500 | 140.000 | 140.000 |
| Sulawesi Selatan | 175.000 | 175.000 | 175.000 | 175.000 |
| Sulawesi Tenggara | 104.900 | 104.900 | 104.900 | 104.900 |
| Gorontalo | 112.000 | 108.000 | 105.556 | 111.250 |
| Sulawesi Barat | 131.111 | 131.111 | 131.111 | 131.250 |
| Maluku | 121.111 | 121.111 | 121.111 | 110.000 |
| Maluku Utara | 125.000 | 125.000 | 125.000 | 125.000 |
| Papua Barat | 196.667 | 183.333 | 191.667 | 191.667 |
| Papua | 177.143 | 177.143 | 190.000 | 190.000 |
| Nasional | 131.171 | 131.465 | 132.640 | 132.589 |

Tabel 6.14: Lanjutan

| Provinsi | September | Oktober | November | Desember | Rata-rata |
|--------------------------|------------------|----------------|-----------------|-----------------|------------------|
| (1) | (10) | (11) | (12) | (13) | (14) |
| Nanggroe Aceh Darussalam | 140.714 | 140.714 | 140.714 | 140.833 | 133.542 |
| Sumatera Utara | 101.571 | 101.571 | 101.571 | 101.571 | 101.500 |
| Sumatera Barat | 99.833 | 99.833 | 101.500 | 101.500 | 99.694 |
| Riau | 114.364 | 114.364 | 111.444 | 111.444 | 105.933 |
| Jambi | 142.800 | 142.800 | 142.800 | 142.800 | 142.500 |
| Sumatera Selatan | 101.667 | 101.667 | 101.667 | 101.667 | 101.389 |
| Bengkulu | 111.375 | 111.375 | 111.375 | 111.375 | 110.000 |
| Lampung | 150.625 | 138.125 | 138.125 | 140.714 | 146.801 |
| Bangka Belitung | 141.667 | 141.667 | 141.667 | 141.667 | 141.019 |
| Kepulauan Riau | 107.500 | 107.500 | 109.000 | 109.000 | 107.542 |
| Jawa Barat | 114.769 | 115.154 | 115.154 | 107.909 | 113.116 |
| Jawa Tengah | 119.964 | 120.500 | 121.172 | 121.750 | 122.002 |
| D. I. Yogyakarta | 113.333 | 113.333 | 113.333 | 113.333 | 113.056 |
| Jawa Timur | 104.583 | 104.792 | 108.958 | 108.958 | 103.909 |
| Banten | 168.333 | 168.333 | 168.333 | 168.333 | 168.194 |
| Bali | 148.000 | 148.000 | 148.000 | 148.000 | 147.833 |
| Nusa Tenggara Barat | 161.250 | 161.250 | 161.250 | 161.250 | 153.229 |
| Nusa Tenggara Timur | 100.625 | 100.625 | 100.625 | 101.250 | 100.745 |
| Kalimantan Barat | 138.182 | 144.000 | 144.000 | 144.000 | 136.729 |
| Kalimantan Tengah | 179.167 | 179.167 | 179.167 | 179.167 | 179.167 |
| Kalimantan Selatan | 108.333 | 112.500 | 111.667 | 102.143 | 115.451 |
| Kalimantan Timur | 178.667 | 178.667 | 178.667 | 177.556 | 176.892 |
| Sulawesi Utara | 118.875 | 118.875 | 118.875 | 118.875 | 118.646 |
| Sulawesi Tengah | 140.000 | 140.000 | 140.000 | 140.000 | 137.875 |
| Sulawesi Selatan | 175.000 | 175.000 | 175.000 | 175.000 | 174.464 |
| Sulawesi Tenggara | 104.900 | 104.900 | 104.900 | 104.900 | 104.694 |
| Gorontalo | 101.875 | 113.300 | 113.500 | 113.500 | 109.942 |
| Sulawesi Barat | 131.111 | 131.111 | 131.111 | 128.750 | 129.740 |
| Maluku | 110.000 | 110.000 | 110.000 | 110.000 | 117.098 |
| Maluku Utara | 125.000 | 125.000 | 125.000 | 120.000 | 123.750 |
| Papua Barat | 191.667 | 191.667 | 191.667 | 191.667 | 193.889 |
| Papua | 190.000 | 190.000 | 190.000 | 197.143 | 184.167 |
| Nasional | 132.367 | 132.681 | 132.820 | 132.377 | 131.703 |

Tabel 6.15
Harga Konsumen Pedesaan Kelompok Pendidikan, Rekreasi dan Olahraga, 2008
Radio Tape Recorder (Rp/Buah)

| Provinsi | Januari | Februari | Maret | April |
|--------------------------|----------------|----------------|----------------|----------------|
| (1) | (2) | (3) | (4) | (5) |
| Nanggroe Aceh Darussalam | 235.000 | 236.667 | 236.667 | 236.667 |
| Sumatera Utara | 196.429 | 196.429 | 196.429 | 196.429 |
| Sumatera Barat | 370.000 | 371.667 | 366.667 | 366.667 |
| Riau | 216.667 | 216.667 | 216.667 | 216.667 |
| Jambi | 182.500 | 195.000 | 195.000 | 195.000 |
| Sumatera Selatan | 317.857 | 317.857 | 322.143 | 322.143 |
| Bengkulu | 214.167 | 215.833 | 215.833 | 215.833 |
| Lampung | 350.000 | 350.000 | 353.333 | 353.333 |
| Bangka Belitung | 383.333 | 383.333 | 385.833 | 385.833 |
| Kepulauan Riau | 285.000 | 285.000 | 285.000 | 325.000 |
| Jawa Barat | 326.250 | 328.077 | 334.333 | 334.333 |
| Jawa Tengah | 350.471 | 387.647 | 413.611 | 374.000 |
| D. I. Yogyakarta | 215.000 | 275.000 | 275.000 | 275.000 |
| Jawa Timur | 388.125 | 388.125 | 387.500 | 393.438 |
| Banten | 337.500 | 366.667 | 366.667 | 366.667 |
| Bali | 450.000 | 450.000 | 450.000 | 380.000 |
| Nusa Tenggara Barat | 456.250 | 458.333 | 458.333 | 458.333 |
| Nusa Tenggara Timur | 215.833 | 215.833 | 222.667 | 222.667 |
| Kalimantan Barat | 266.875 | 219.286 | 219.286 | 266.875 |
| Kalimantan Tengah | 332.143 | 354.167 | 362.500 | 366.667 |
| Kalimantan Selatan | 350.556 | 350.556 | 350.556 | 350.556 |
| Kalimantan Timur | 317.500 | 331.833 | 310.167 | 294.429 |
| Sulawesi Utara | 261.250 | 261.250 | 261.250 | 261.250 |
| Sulawesi Tengah | 406.250 | 535.000 | 545.000 | 429.167 |
| Sulawesi Selatan | 368.750 | 416.667 | 524.000 | 545.000 |
| Sulawesi Tenggara | 357.333 | 357.333 | 357.333 | 357.333 |
| Gorontalo | 243.750 | 243.750 | 245.000 | 245.000 |
| Sulawesi Barat | 342.000 | 347.000 | 347.500 | 347.500 |
| Maluku | 253.571 | 255.714 | 255.714 | 255.714 |
| Maluku Utara | 335.714 | 335.714 | 335.714 | 335.714 |
| Papua Barat | 297.500 | 300.000 | 303.750 | 303.750 |
| Papua | 408.889 | 414.444 | 415.000 | 415.000 |
| Nasional | 313.514 | 323.777 | 328.577 | 324.749 |

Tabel 6.15: Lanjutan

| Provinsi | Mei | Juni | Juli | Agustus |
|--------------------------|----------------|----------------|----------------|----------------|
| (1) | (6) | (7) | (8) | (9) |
| Nanggroe Aceh Darussalam | 236.667 | 236.667 | 236.667 | 236.667 |
| Sumatera Utara | 196.429 | 217.857 | 217.857 | 217.857 |
| Sumatera Barat | 366.667 | 366.667 | 366.667 | 366.667 |
| Riau | 218.333 | 218.333 | 218.333 | 218.333 |
| Jambi | 195.000 | 195.000 | 207.500 | 207.500 |
| Sumatera Selatan | 322.143 | 322.143 | 322.143 | 322.143 |
| Bengkulu | 215.833 | 215.833 | 215.833 | 215.833 |
| Lampung | 353.333 | 353.333 | 353.333 | 353.333 |
| Bangka Belitung | 385.833 | 385.833 | 385.833 | 385.833 |
| Kepulauan Riau | 325.000 | 350.000 | 350.000 | 350.000 |
| Jawa Barat | 334.667 | 326.429 | 338.077 | 349.545 |
| Jawa Tengah | 407.826 | 411.957 | 343.864 | 351.522 |
| D. I. Yogyakarta | 275.000 | 275.000 | 275.000 | 275.000 |
| Jawa Timur | 379.667 | 414.333 | 414.333 | 416.786 |
| Banten | 366.667 | 366.667 | 400.000 | 400.000 |
| Bali | 380.000 | 387.500 | 425.000 | 425.000 |
| Nusa Tenggara Barat | 458.333 | 420.000 | 437.500 | 437.500 |
| Nusa Tenggara Timur | 222.667 | 222.667 | 222.667 | 222.667 |
| Kalimantan Barat | 268.750 | 268.750 | 269.375 | 269.375 |
| Kalimantan Tengah | 366.667 | 322.143 | 322.143 | 322.143 |
| Kalimantan Selatan | 350.556 | 353.889 | 348.333 | 345.000 |
| Kalimantan Timur | 283.875 | 307.750 | 307.750 | 307.750 |
| Sulawesi Utara | 261.250 | 263.750 | 263.750 | 263.750 |
| Sulawesi Tengah | 429.167 | 380.000 | 395.000 | 395.000 |
| Sulawesi Selatan | 545.000 | 545.000 | 545.000 | 545.000 |
| Sulawesi Tenggara | 357.333 | 364.000 | 364.000 | 364.000 |
| Gorontalo | 245.000 | 245.000 | 245.000 | 245.000 |
| Sulawesi Barat | 347.500 | 347.500 | 347.500 | 347.500 |
| Maluku | 255.714 | 255.714 | 255.714 | 255.714 |
| Maluku Utara | 335.714 | 338.571 | 338.571 | 338.571 |
| Papua Barat | 303.750 | 303.750 | 312.500 | 312.500 |
| Papua | 415.000 | 415.000 | 416.111 | 416.111 |
| Nasional | 325.167 | 324.907 | 326.917 | 327.488 |

Tabel 6.15: Lanjutan

| Provinsi | September | Oktober | November | Desember | Rata-rata |
|--------------------------|------------------|----------------|-----------------|-----------------|------------------|
| (1) | (10) | (11) | (12) | (13) | (14) |
| Nanggroe Aceh Darussalam | 236.667 | 236.667 | 236.667 | 236.667 | 236.528 |
| Sumatera Utara | 217.857 | 217.857 | 217.857 | 217.857 | 208.929 |
| Sumatera Barat | 366.667 | 366.667 | 366.667 | 366.667 | 367.361 |
| Riau | 218.333 | 218.333 | 218.333 | 218.333 | 217.778 |
| Jambi | 207.500 | 207.500 | 207.500 | 207.500 | 200.208 |
| Sumatera Selatan | 322.143 | 322.143 | 322.143 | 322.143 | 321.429 |
| Bengkulu | 215.833 | 215.833 | 215.833 | 215.833 | 215.694 |
| Lampung | 353.333 | 353.333 | 353.333 | 353.333 | 352.778 |
| Bangka Belitung | 385.833 | 385.833 | 385.833 | 385.833 | 385.417 |
| Kepulauan Riau | 350.000 | 326.667 | 326.667 | 328.333 | 323.889 |
| Jawa Barat | 325.000 | 326.500 | 326.500 | 326.500 | 331.351 |
| Jawa Tengah | 351.522 | 351.087 | 380.870 | 386.136 | 375.876 |
| D. I. Yogyakarta | 275.000 | 275.000 | 275.000 | 275.000 | 270.000 |
| Jawa Timur | 416.786 | 417.500 | 426.786 | 426.786 | 405.847 |
| Banten | 400.000 | 366.667 | 366.667 | 366.667 | 372.569 |
| Bali | 425.000 | 425.000 | 427.500 | 427.500 | 421.042 |
| Nusa Tenggara Barat | 437.500 | 437.500 | 437.500 | 437.500 | 444.549 |
| Nusa Tenggara Timur | 222.667 | 222.667 | 222.667 | 222.667 | 221.528 |
| Kalimantan Barat | 269.375 | 296.429 | 296.429 | 297.857 | 267.388 |
| Kalimantan Tengah | 292.500 | 292.500 | 292.500 | 292.500 | 326.548 |
| Kalimantan Selatan | 345.000 | 345.556 | 345.556 | 345.556 | 348.472 |
| Kalimantan Timur | 307.750 | 307.750 | 310.250 | 335.250 | 310.171 |
| Sulawesi Utara | 263.750 | 263.750 | 263.750 | 263.750 | 262.708 |
| Sulawesi Tengah | 395.000 | 395.000 | 395.000 | 395.000 | 424.549 |
| Sulawesi Selatan | 545.000 | 630.000 | 414.000 | 355.000 | 498.201 |
| Sulawesi Tenggara | 364.000 | 364.000 | 364.000 | 364.000 | 361.222 |
| Gorontalo | 245.000 | 245.000 | 245.000 | 245.000 | 244.792 |
| Sulawesi Barat | 347.500 | 347.500 | 347.500 | 347.500 | 347.000 |
| Maluku | 255.714 | 255.714 | 257.857 | 257.857 | 255.893 |
| Maluku Utara | 338.571 | 338.571 | 338.571 | 338.571 | 337.381 |
| Papua Barat | 312.500 | 312.500 | 312.500 | 312.500 | 307.292 |
| Papua | 416.111 | 416.111 | 416.111 | 416.111 | 415.000 |
| Nasional | 325.794 | 327.598 | 322.292 | 321.491 | 324.356 |

Tabel 6.16
Harga Konsumen Pedesaan Kelompok Pendidikan, Rekreasi dan Olahraga, 2008
Televisi (Rp/Buah)

| Provinsi | Januari | Februari | Maret | April |
|--------------------------|------------------|------------------|------------------|------------------|
| (1) | (2) | (3) | (4) | (5) |
| Nanggroe Aceh Darussalam | 1.312.500 | 1.318.750 | 1.338.889 | 1.366.667 |
| Sumatera Utara | 1.320.000 | 1.307.143 | 1.321.429 | 1.325.000 |
| Sumatera Barat | 1.257.143 | 1.225.000 | 1.371.429 | 1.350.000 |
| Riau | 1.325.000 | 1.363.889 | 1.419.444 | 1.419.444 |
| Jambi | 1.187.500 | 1.187.500 | 1.187.500 | 1.187.500 |
| Sumatera Selatan | 1.275.000 | 1.364.286 | 1.450.000 | 1.408.333 |
| Bengkulu | 1.037.500 | 1.037.500 | 1.037.500 | 1.037.500 |
| Lampung | 1.410.000 | 1.410.000 | 1.275.000 | 1.275.000 |
| Bangka Belitung | 1.227.273 | 1.225.000 | 1.225.000 | 1.225.000 |
| Kepulauan Riau | 1.383.333 | 1.400.000 | 1.400.000 | 1.466.667 |
| Jawa Barat | 1.082.000 | 1.079.000 | 1.099.038 | 1.109.259 |
| Jawa Tengah | 1.080.769 | 1.067.000 | 1.007.000 | 1.025.488 |
| D. I. Yogyakarta | 1.060.000 | 1.060.000 | 1.060.000 | 1.060.000 |
| Jawa Timur | 1.004.259 | 1.004.259 | 1.004.259 | 1.004.259 |
| Banten | 1.428.333 | 1.174.000 | 1.174.000 | 1.446.250 |
| Bali | 1.450.000 | 1.450.000 | 1.450.000 | 1.083.333 |
| Nusa Tenggara Barat | 1.356.250 | 1.237.500 | 1.320.833 | 1.303.125 |
| Nusa Tenggara Timur | 1.325.000 | 1.566.667 | 1.601.875 | 1.618.750 |
| Kalimantan Barat | 1.143.333 | 1.073.077 | 1.129.412 | 1.168.421 |
| Kalimantan Tengah | 1.083.333 | 1.162.500 | 1.130.000 | 1.145.000 |
| Kalimantan Selatan | 1.194.444 | 1.194.444 | 1.194.444 | 1.244.444 |
| Kalimantan Timur | 1.366.667 | 1.216.000 | 1.226.000 | 1.300.769 |
| Sulawesi Utara | 1.568.750 | 1.568.750 | 1.568.750 | 1.568.750 |
| Sulawesi Tengah | 1.258.333 | 1.266.071 | 1.325.000 | 1.281.667 |
| Sulawesi Selatan | 1.271.429 | 1.271.429 | 1.150.000 | 991.667 |
| Sulawesi Tenggara | 1.261.765 | 1.246.875 | 1.257.895 | 1.233.333 |
| Gorontalo | 1.115.000 | 1.147.857 | 1.147.857 | 1.147.857 |
| Sulawesi Barat | 1.357.143 | 1.316.667 | 1.026.667 | 1.088.889 |
| Maluku | 1.250.000 | 1.310.714 | 1.300.000 | 1.245.833 |
| Maluku Utara | 1.594.444 | 1.594.444 | 1.522.727 | 1.522.727 |
| Papua Barat | 1.760.000 | 1.757.143 | 1.757.143 | 1.668.750 |
| Papua | 1.400.000 | 1.425.000 | 1.343.750 | 1.350.000 |
| Nasional | 1.285.828 | 1.282.140 | 1.275.714 | 1.270.928 |

Tabel 6.16: Lanjutan

| Provinsi | Mei | Juni | Juli | Agustus |
|--------------------------|------------------|------------------|------------------|------------------|
| (1) | (6) | (7) | (8) | (9) |
| Nanggroe Aceh Darussalam | 1.366.667 | 1.366.667 | 1.388.889 | 1.388.889 |
| Sumatera Utara | 1.268.750 | 1.335.714 | 1.350.000 | 1.350.000 |
| Sumatera Barat | 1.352.222 | 1.368.889 | 1.368.889 | 1.380.000 |
| Riau | 1.222.500 | 1.230.000 | 1.240.000 | 1.220.455 |
| Jambi | 1.063.750 | 1.063.750 | 1.063.750 | 1.063.750 |
| Sumatera Selatan | 1.408.333 | 1.408.333 | 1.408.333 | 1.408.333 |
| Bengkulu | 1.037.500 | 1.037.500 | 1.037.500 | 1.037.500 |
| Lampung | 1.275.000 | 1.275.000 | 1.275.000 | 1.275.000 |
| Bangka Belitung | 1.215.000 | 1.208.333 | 1.208.333 | 1.151.786 |
| Kepulauan Riau | 1.466.667 | 1.466.667 | 1.466.667 | 1.466.667 |
| Jawa Barat | 1.107.778 | 1.146.154 | 1.106.000 | 1.112.000 |
| Jawa Tengah | 1.032.262 | 1.050.125 | 1.054.615 | 1.059.500 |
| D. I. Yogyakarta | 1.060.000 | 1.060.000 | 1.060.000 | 1.060.000 |
| Jawa Timur | 1.004.259 | 1.004.259 | 1.004.259 | 1.004.259 |
| Banten | 1.396.250 | 1.396.250 | 1.402.857 | 1.402.857 |
| Bali | 1.016.667 | 1.050.000 | 1.100.000 | 1.250.000 |
| Nusa Tenggara Barat | 1.280.556 | 1.360.000 | 1.365.000 | 1.365.000 |
| Nusa Tenggara Timur | 1.618.750 | 1.681.250 | 1.681.250 | 1.693.750 |
| Kalimantan Barat | 1.173.684 | 1.173.684 | 1.181.579 | 1.205.263 |
| Kalimantan Tengah | 1.177.273 | 1.166.667 | 1.175.000 | 1.175.000 |
| Kalimantan Selatan | 1.244.444 | 1.227.778 | 1.227.778 | 1.231.250 |
| Kalimantan Timur | 1.300.769 | 1.382.308 | 1.382.308 | 1.382.308 |
| Sulawesi Utara | 1.518.750 | 1.518.750 | 1.518.750 | 1.518.750 |
| Sulawesi Tengah | 1.310.938 | 1.310.938 | 1.310.938 | 1.279.688 |
| Sulawesi Selatan | 1.129.545 | 1.129.545 | 1.105.769 | 1.109.615 |
| Sulawesi Tenggara | 1.258.824 | 1.250.000 | 1.235.294 | 1.235.294 |
| Gorontalo | 1.147.857 | 1.147.857 | 1.089.167 | 1.089.167 |
| Sulawesi Barat | 1.110.000 | 1.088.889 | 1.087.500 | 1.080.000 |
| Maluku | 1.300.000 | 1.300.000 | 1.245.833 | 1.221.429 |
| Maluku Utara | 1.583.333 | 1.583.333 | 1.583.333 | 1.583.333 |
| Papua Barat | 1.668.750 | 1.745.455 | 1.716.667 | 1.803.333 |
| Papua | 1.356.250 | 1.356.250 | 1.362.500 | 1.406.250 |
| Nasional | 1.264.791 | 1.277.823 | 1.275.117 | 1.281.576 |

Tabel 6.16: Lanjutan

| Provinsi | September | Oktober | November | Desember | Rata-rata |
|--------------------------|------------------|------------------|------------------|------------------|------------------|
| (1) | (10) | (11) | (12) | (13) | (14) |
| Nanggroe Aceh Darussalam | 1.388.889 | 1.388.889 | 1.388.889 | 1.533.333 | 1.378.993 |
| Sumatera Utara | 1.350.000 | 1.350.000 | 1.350.000 | 1.350.000 | 1.331.503 |
| Sumatera Barat | 1.380.000 | 1.268.889 | 1.313.333 | 1.313.333 | 1.329.094 |
| Riau | 1.222.727 | 1.245.833 | 1.295.000 | 1.311.111 | 1.292.950 |
| Jambi | 1.063.750 | 1.063.750 | 1.063.750 | 1.063.750 | 1.105.000 |
| Sumatera Selatan | 1.287.500 | 1.287.500 | 1.378.571 | 1.378.571 | 1.371.925 |
| Bengkulu | 1.037.500 | 1.037.500 | 1.037.500 | 1.037.500 | 1.037.500 |
| Lampung | 1.275.000 | 1.275.000 | 1.275.000 | 1.275.000 | 1.297.500 |
| Bangka Belitung | 1.131.250 | 1.105.357 | 1.235.526 | 1.248.684 | 1.200.545 |
| Kepulauan Riau | 1.466.667 | 1.387.500 | 1.387.500 | 1.387.500 | 1.428.819 |
| Jawa Barat | 1.112.000 | 1.108.333 | 1.103.125 | 1.092.857 | 1.104.795 |
| Jawa Tengah | 1.060.366 | 1.052.209 | 1.043.140 | 1.049.512 | 1.048.499 |
| D. I. Yogyakarta | 1.060.000 | 1.060.000 | 1.060.000 | 1.060.000 | 1.060.000 |
| Jawa Timur | 1.004.259 | 1.004.259 | 1.004.259 | 1.004.259 | 1.004.259 |
| Banten | 1.402.857 | 1.245.000 | 1.253.333 | 1.245.000 | 1.330.582 |
| Bali | 1.100.000 | 1.100.000 | 1.166.667 | 1.166.667 | 1.198.611 |
| Nusa Tenggara Barat | 1.365.000 | 1.375.000 | 1.395.000 | 1.395.000 | 1.343.189 |
| Nusa Tenggara Timur | 1.693.750 | 1.693.750 | 1.693.750 | 1.707.143 | 1.631.307 |
| Kalimantan Barat | 1.221.053 | 1.244.444 | 1.244.444 | 1.244.444 | 1.183.570 |
| Kalimantan Tengah | 1.175.000 | 1.183.333 | 1.183.333 | 1.183.333 | 1.161.648 |
| Kalimantan Selatan | 1.231.250 | 1.105.722 | 1.087.688 | 1.000.250 | 1.181.995 |
| Kalimantan Timur | 1.382.308 | 1.382.308 | 1.390.000 | 1.397.692 | 1.342.453 |
| Sulawesi Utara | 1.518.750 | 1.643.750 | 1.643.750 | 1.643.750 | 1.566.667 |
| Sulawesi Tengah | 1.279.688 | 1.279.688 | 1.279.688 | 1.289.063 | 1.289.308 |
| Sulawesi Selatan | 1.109.615 | 1.109.231 | 1.047.500 | 1.082.500 | 1.125.654 |
| Sulawesi Tenggara | 1.235.294 | 1.171.500 | 1.199.278 | 1.293.333 | 1.239.890 |
| Gorontalo | 1.089.167 | 1.048.125 | 1.120.000 | 1.120.000 | 1.117.493 |
| Sulawesi Barat | 1.080.000 | 1.054.545 | 1.077.273 | 1.080.000 | 1.120.631 |
| Maluku | 1.221.429 | 1.221.429 | 1.312.500 | 1.312.500 | 1.270.139 |
| Maluku Utara | 1.583.333 | 1.583.333 | 1.583.333 | 1.692.857 | 1.584.211 |
| Papua Barat | 1.849.167 | 1.849.167 | 1.849.167 | 1.849.167 | 1.772.826 |
| Papua | 1.350.000 | 1.406.250 | 1.406.250 | 1.406.250 | 1.380.729 |
| Nasional | 1.272.736 | 1.260.362 | 1.277.142 | 1.287.949 | 1.276.009 |

Tabel 6.17
Harga Konsumen Pedesaan Kelompok Pendidikan, Rekreasi dan Olahraga, 2008
VCD (Rp/Buah)

| Provinsi | Januari | Februari | Maret | April |
|--------------------------|---------------|---------------|---------------|---------------|
| (1) | (2) | (3) | (4) | (5) |
| Nanggroe Aceh Darussalam | 16.316 | 16.316 | 16.316 | 17.421 |
| Sumatera Utara | 8.960 | 9.220 | 9.220 | 9.220 |
| Sumatera Barat | 13.875 | 13.875 | 13.875 | 14.250 |
| Riau | 17.625 | 17.625 | 17.625 | 18.438 |
| Jambi | 9.800 | 9.800 | 9.800 | 10.300 |
| Sumatera Selatan | 11.821 | 13.550 | 13.550 | 12.850 |
| Bengkulu | 10.000 | 10.357 | 10.357 | 10.385 |
| Lampung | 9.955 | 9.955 | 12.900 | 12.900 |
| Bangka Belitung | 17.900 | 18.400 | 18.400 | 18.400 |
| Kepulauan Riau | 9.250 | 7.333 | 6.750 | 6.750 |
| Jawa Barat | 9.429 | 9.429 | 9.154 | 10.860 |
| Jawa Tengah | 7.903 | 8.986 | 8.606 | 8.480 |
| D. I. Yogyakarta | 7.500 | 7.583 | 7.917 | 7.917 |
| Jawa Timur | 12.558 | 12.558 | 12.558 | 12.712 |
| Banten | 10.862 | 10.862 | 10.862 | 11.000 |
| Bali | 16.250 | 16.250 | 16.250 | 17.375 |
| Nusa Tenggara Barat | 10.235 | 10.235 | 10.235 | 10.412 |
| Nusa Tenggara Timur | 19.231 | 19.231 | 19.231 | 19.692 |
| Kalimantan Barat | 10.211 | 10.235 | 10.737 | 10.579 |
| Kalimantan Tengah | 12.071 | 12.071 | 12.071 | 12.500 |
| Kalimantan Selatan | 7.227 | 7.318 | 7.318 | 7.409 |
| Kalimantan Timur | 12.167 | 12.167 | 12.167 | 12.083 |
| Sulawesi Utara | 14.045 | 14.045 | 14.045 | 14.045 |
| Sulawesi Tengah | 8.522 | 9.615 | 10.172 | 12.106 |
| Sulawesi Selatan | 8.846 | 9.643 | 8.611 | 11.136 |
| Sulawesi Tenggara | 14.096 | 14.096 | 14.096 | 14.096 |
| Gorontalo | 12.435 | 12.632 | 12.632 | 12.632 |
| Sulawesi Barat | 17.050 | 16.714 | 16.714 | 17.050 |
| Maluku | 14.600 | 14.821 | 14.630 | 14.630 |
| Maluku Utara | 15.250 | 15.250 | 15.750 | 15.750 |
| Papua Barat | 11.667 | 11.667 | 13.750 | 13.750 |
| Papua | 15.947 | 15.947 | 15.947 | 16.368 |
| Nasional | 12.300 | 12.431 | 12.570 | 12.922 |

Tabel 6.17: Lanjutan

| Provinsi | Mei | Juni | Juli | Agustus |
|--------------------------|---------------|---------------|---------------|----------------|
| (1) | (6) | (7) | (8) | (9) |
| Nanggroe Aceh Darussalam | 17.421 | 17.421 | 17.421 | 17.421 |
| Sumatera Utara | 9.020 | 9.020 | 9.020 | 9.020 |
| Sumatera Barat | 14.250 | 14.250 | 14.250 | 14.250 |
| Riau | 18.438 | 18.438 | 18.438 | 18.438 |
| Jambi | 10.300 | 10.300 | 10.300 | 10.300 |
| Sumatera Selatan | 13.550 | 12.958 | 12.958 | 12.958 |
| Bengkulu | 10.385 | 10.385 | 10.385 | 10.385 |
| Lampung | 13.433 | 13.433 | 13.433 | 13.433 |
| Bangka Belitung | 16.357 | 16.357 | 16.357 | 16.357 |
| Kepulauan Riau | 6.750 | 6.750 | 6.750 | 6.750 |
| Jawa Barat | 10.860 | 10.884 | 10.667 | 10.667 |
| Jawa Tengah | 8.480 | 7.944 | 7.722 | 7.722 |
| D. I. Yogyakarta | 7.917 | 7.917 | 7.917 | 7.917 |
| Jawa Timur | 12.712 | 12.712 | 12.712 | 12.712 |
| Banten | 11.000 | 11.000 | 11.000 | 11.000 |
| Bali | 17.375 | 17.375 | 17.375 | 17.375 |
| Nusa Tenggara Barat | 10.412 | 10.412 | 10.412 | 10.412 |
| Nusa Tenggara Timur | 19.692 | 19.692 | 19.692 | 19.692 |
| Kalimantan Barat | 10.579 | 10.579 | 10.579 | 10.579 |
| Kalimantan Tengah | 12.500 | 12.500 | 12.500 | 12.500 |
| Kalimantan Selatan | 7.409 | 7.409 | 7.409 | 7.409 |
| Kalimantan Timur | 12.458 | 12.708 | 12.708 | 12.708 |
| Sulawesi Utara | 14.045 | 14.227 | 14.227 | 14.227 |
| Sulawesi Tengah | 12.106 | 12.106 | 12.258 | 12.258 |
| Sulawesi Selatan | 11.136 | 11.136 | 10.739 | 10.773 |
| Sulawesi Tenggara | 14.096 | 14.096 | 14.096 | 14.096 |
| Gorontalo | 12.632 | 12.222 | 12.800 | 13.800 |
| Sulawesi Barat | 17.050 | 17.050 | 17.050 | 17.050 |
| Maluku | 14.630 | 14.194 | 14.464 | 14.231 |
| Maluku Utara | 16.292 | 16.458 | 16.458 | 16.458 |
| Papua Barat | 13.750 | 13.182 | 13.182 | 13.750 |
| Papua | 16.368 | 16.368 | 16.368 | 16.368 |
| Nasional | 12.919 | 12.859 | 12.864 | 12.907 |

Tabel 6.17: Lanjutan

| Provinsi | September | Oktober | November | Desember | Rata-rata |
|--------------------------|------------------|----------------|-----------------|-----------------|------------------|
| (1) | (10) | (11) | (12) | (13) | (14) |
| Nanggroe Aceh Darussalam | 17.421 | 17.421 | 17.868 | 17.868 | 17.219 |
| Sumatera Utara | 9.020 | 9.020 | 9.120 | 9.120 | 9.082 |
| Sumatera Barat | 14.250 | 14.250 | 14.250 | 14.250 | 14.156 |
| Riau | 18.438 | 18.438 | 18.438 | 18.438 | 18.234 |
| Jambi | 10.300 | 10.300 | 10.300 | 10.300 | 10.175 |
| Sumatera Selatan | 12.958 | 12.958 | 12.958 | 12.958 | 13.002 |
| Bengkulu | 10.385 | 10.385 | 10.385 | 8.500 | 10.191 |
| Lampung | 14.909 | 13.433 | 14.767 | 15.300 | 13.154 |
| Bangka Belitung | 15.167 | 15.167 | 15.000 | 15.000 | 16.572 |
| Kepulauan Riau | 6.750 | 6.455 | 6.455 | 6.455 | 6.933 |
| Jawa Barat | 11.079 | 11.588 | 11.588 | 12.483 | 10.724 |
| Jawa Tengah | 7.500 | 7.561 | 8.255 | 8.255 | 8.118 |
| D. I. Yogyakarta | 7.917 | 7.917 | 7.917 | 7.917 | 7.854 |
| Jawa Timur | 12.712 | 12.712 | 12.712 | 12.712 | 12.673 |
| Banten | 11.000 | 11.000 | 11.000 | 11.000 | 10.966 |
| Bali | 17.375 | 17.375 | 17.375 | 17.375 | 17.094 |
| Nusa Tenggara Barat | 10.412 | 10.412 | 10.412 | 10.412 | 10.368 |
| Nusa Tenggara Timur | 19.692 | 19.692 | 19.692 | 19.692 | 19.577 |
| Kalimantan Barat | 10.579 | 10.450 | 10.450 | 10.450 | 10.501 |
| Kalimantan Tengah | 12.500 | 12.500 | 12.500 | 12.500 | 12.393 |
| Kalimantan Selatan | 7.409 | 7.409 | 7.409 | 7.409 | 7.379 |
| Kalimantan Timur | 12.708 | 12.708 | 13.125 | 13.333 | 12.587 |
| Sulawesi Utara | 14.227 | 14.227 | 14.227 | 13.611 | 14.100 |
| Sulawesi Tengah | 12.258 | 12.500 | 12.500 | 12.500 | 11.575 |
| Sulawesi Selatan | 10.545 | 11.474 | 11.455 | 11.100 | 10.550 |
| Sulawesi Tenggara | 14.096 | 14.096 | 14.096 | 14.096 | 14.096 |
| Gorontalo | 14.025 | 13.646 | 13.324 | 13.324 | 13.008 |
| Sulawesi Barat | 17.050 | 17.050 | 17.050 | 17.050 | 16.994 |
| Maluku | 14.583 | 14.583 | 14.583 | 14.583 | 14.544 |
| Maluku Utara | 16.458 | 16.458 | 16.458 | 16.000 | 16.087 |
| Papua Barat | 13.750 | 13.750 | 13.750 | 13.750 | 13.308 |
| Papua | 16.368 | 16.368 | 16.368 | 16.368 | 16.263 |
| Nasional | 12.933 | 12.916 | 12.993 | 12.941 | 12.796 |

Tabel 6.18
Harga Konsumen Pedesaan Kelompok Pendidikan, Rekreasi dan Olahraga, 2008
CD/VCD/DVD Player (Rp/Buah)

| Provinsi | Januari | Februari | Maret | April |
|--------------------------|----------------|----------------|----------------|----------------|
| (1) | (2) | (3) | (4) | (5) |
| Nanggroe Aceh Darussalam | 485.000 | 490.000 | 490.000 | 503.750 |
| Sumatera Utara | 450.000 | 445.000 | 445.000 | 445.000 |
| Sumatera Barat | 524.000 | 524.000 | 524.000 | 524.000 |
| Riau | 578.571 | 578.571 | 578.571 | 580.714 |
| Jambi | 520.714 | 520.714 | 520.714 | 521.000 |
| Sumatera Selatan | 370.714 | 432.500 | 435.000 | 454.167 |
| Bengkulu | 400.000 | 400.000 | 400.000 | 400.000 |
| Lampung | 345.000 | 345.000 | 375.000 | 375.000 |
| Bangka Belitung | 495.833 | 440.625 | 440.625 | 440.625 |
| Kepulauan Riau | 287.500 | 287.500 | 287.500 | 263.333 |
| Jawa Barat | 430.833 | 431.538 | 427.692 | 427.692 |
| Jawa Tengah | 390.000 | 380.625 | 354.412 | 358.409 |
| D. I. Yogyakarta | 383.333 | 383.333 | 383.333 | 385.000 |
| Jawa Timur | 360.588 | 361.944 | 370.556 | 370.556 |
| Banten | 399.167 | 404.167 | 404.167 | 404.167 |
| Bali | 500.000 | 500.000 | 500.000 | 375.000 |
| Nusa Tenggara Barat | 450.000 | 433.333 | 433.333 | 433.333 |
| Nusa Tenggara Timur | 480.000 | 460.000 | 431.667 | 431.667 |
| Kalimantan Barat | 570.625 | 570.625 | 574.375 | 576.875 |
| Kalimantan Tengah | 424.444 | 430.000 | 435.556 | 438.889 |
| Kalimantan Selatan | 355.000 | 355.000 | 365.625 | 416.667 |
| Kalimantan Timur | 545.000 | 545.000 | 545.000 | 545.000 |
| Sulawesi Utara | 215.000 | 215.000 | 215.000 | 221.667 |
| Sulawesi Tengah | 347.500 | 347.500 | 347.500 | 347.500 |
| Sulawesi Selatan | 347.000 | 347.000 | 347.000 | 347.000 |
| Sulawesi Tenggara | 285.250 | 316.250 | 319.286 | 324.615 |
| Gorontalo | 345.000 | 333.333 | 342.500 | 342.500 |
| Sulawesi Barat | 350.000 | 350.000 | 350.000 | 387.500 |
| Maluku | 364.286 | 368.750 | 368.750 | 368.750 |
| Maluku Utara | 430.000 | 430.000 | 430.000 | 450.000 |
| Papua Barat | 475.000 | 400.000 | 400.000 | 387.500 |
| Papua | 480.556 | 480.556 | 480.556 | 486.111 |
| Nasional | 418.310 | 415.871 | 416.335 | 416.687 |

Tabel 6.18: Lanjutan

| Provinsi | Mei | Juni | Juli | Agustus |
|--------------------------|----------------|----------------|----------------|----------------|
| (1) | (6) | (7) | (8) | (9) |
| Nanggroe Aceh Darussalam | 586.000 | 632.857 | 651.429 | 651.429 |
| Sumatera Utara | 406.000 | 421.000 | 423.000 | 426.000 |
| Sumatera Barat | 524.000 | 524.000 | 527.000 | 527.000 |
| Riau | 580.714 | 580.714 | 580.714 | 580.714 |
| Jambi | 520.714 | 521.000 | 521.000 | 525.000 |
| Sumatera Selatan | 454.167 | 454.167 | 454.167 | 454.167 |
| Bengkulu | 402.500 | 405.000 | 405.000 | 405.000 |
| Lampung | 404.167 | 404.167 | 404.167 | 404.167 |
| Bangka Belitung | 462.500 | 470.000 | 475.000 | 475.000 |
| Kepulauan Riau | 263.333 | 266.667 | 283.333 | 283.333 |
| Jawa Barat | 428.077 | 434.615 | 434.615 | 433.846 |
| Jawa Tengah | 358.409 | 349.238 | 345.409 | 344.727 |
| D. I. Yogyakarta | 400.000 | 400.000 | 400.000 | 400.000 |
| Jawa Timur | 397.250 | 344.500 | 346.842 | 344.211 |
| Banten | 405.833 | 405.833 | 406.667 | 406.667 |
| Bali | 375.000 | 387.500 | 387.500 | 387.500 |
| Nusa Tenggara Barat | 433.333 | 370.000 | 350.000 | 350.000 |
| Nusa Tenggara Timur | 431.667 | 431.667 | 431.667 | 440.000 |
| Kalimantan Barat | 576.875 | 576.875 | 576.875 | 581.875 |
| Kalimantan Tengah | 433.333 | 388.889 | 393.750 | 378.571 |
| Kalimantan Selatan | 416.667 | 437.500 | 437.500 | 437.500 |
| Kalimantan Timur | 548.125 | 549.125 | 551.250 | 551.250 |
| Sulawesi Utara | 223.333 | 223.333 | 223.333 | 223.333 |
| Sulawesi Tengah | 347.500 | 347.500 | 347.500 | 342.500 |
| Sulawesi Selatan | 347.000 | 353.000 | 358.000 | 358.000 |
| Sulawesi Tenggara | 328.462 | 333.182 | 314.500 | 314.500 |
| Gorontalo | 342.500 | 342.500 | 342.500 | 342.500 |
| Sulawesi Barat | 387.500 | 441.667 | 430.000 | 430.000 |
| Maluku | 377.778 | 377.778 | 381.250 | 433.333 |
| Maluku Utara | 466.667 | 466.667 | 466.667 | 466.667 |
| Papua Barat | 387.500 | 383.333 | 400.000 | 347.500 |
| Papua | 486.111 | 486.111 | 486.111 | 486.111 |
| Nasional | 421.969 | 422.200 | 423.023 | 422.888 |

Tabel 6.18: Lanjutan

| Provinsi | September | Oktober | November | Desember | Rata-rata |
|--------------------------|------------------|----------------|-----------------|-----------------|------------------|
| (1) | (10) | (11) | (12) | (13) | (14) |
| Nanggroe Aceh Darussalam | 651.429 | 651.429 | 651.429 | 625.000 | 589.146 |
| Sumatera Utara | 426.000 | 426.000 | 422.000 | 422.000 | 429.750 |
| Sumatera Barat | 527.000 | 527.000 | 527.000 | 527.000 | 525.500 |
| Riau | 580.714 | 580.571 | 580.571 | 580.571 | 580.143 |
| Jambi | 525.000 | 525.000 | 525.000 | 525.000 | 522.547 |
| Sumatera Selatan | 454.167 | 454.167 | 454.167 | 454.167 | 443.810 |
| Bengkulu | 405.000 | 405.000 | 405.000 | 405.000 | 403.125 |
| Lampung | 406.250 | 404.167 | 404.167 | 404.167 | 389.618 |
| Bangka Belitung | 475.000 | 490.625 | 497.222 | 497.222 | 471.690 |
| Kepulauan Riau | 283.333 | 331.250 | 318.750 | 331.250 | 290.590 |
| Jawa Barat | 433.846 | 470.455 | 470.455 | 470.455 | 441.177 |
| Jawa Tengah | 343.818 | 334.333 | 344.727 | 345.950 | 354.172 |
| D. I. Yogyakarta | 400.000 | 400.000 | 400.000 | 400.000 | 394.583 |
| Jawa Timur | 339.500 | 339.750 | 340.000 | 340.750 | 354.704 |
| Banten | 410.833 | 410.833 | 410.833 | 410.833 | 406.667 |
| Bali | 387.500 | 387.500 | 400.000 | 400.000 | 415.625 |
| Nusa Tenggara Barat | 368.750 | 387.500 | 387.500 | 387.500 | 398.715 |
| Nusa Tenggara Timur | 440.000 | 440.000 | 440.000 | 448.000 | 442.194 |
| Kalimantan Barat | 581.875 | 581.875 | 581.875 | 581.875 | 577.708 |
| Kalimantan Tengah | 378.571 | 378.571 | 378.571 | 378.571 | 403.143 |
| Kalimantan Selatan | 437.500 | 437.500 | 470.833 | 506.250 | 422.795 |
| Kalimantan Timur | 551.250 | 551.250 | 551.250 | 551.250 | 548.729 |
| Sulawesi Utara | 223.333 | 223.333 | 223.333 | 223.333 | 221.111 |
| Sulawesi Tengah | 349.000 | 345.000 | 345.000 | 345.000 | 346.583 |
| Sulawesi Selatan | 358.000 | 358.000 | 358.000 | 358.000 | 353.000 |
| Sulawesi Tenggara | 314.500 | 314.500 | 314.500 | 295.714 | 314.605 |
| Gorontalo | 342.500 | 330.000 | 285.000 | 285.000 | 331.319 |
| Sulawesi Barat | 430.000 | 430.000 | 366.667 | 380.000 | 394.444 |
| Maluku | 433.333 | 433.333 | 433.333 | 433.333 | 397.834 |
| Maluku Utara | 466.667 | 466.667 | 466.667 | 466.667 | 456.111 |
| Papua Barat | 339.167 | 347.500 | 347.500 | 347.500 | 380.208 |
| Papua | 486.111 | 486.111 | 486.111 | 486.111 | 484.722 |
| Nasional | 423.436 | 426.538 | 424.608 | 425.421 | 421.440 |

Tabel 6.19
Harga Konsumen Pedesaan Kelompok Pendidikan, Rekreasi dan Olahraga, 2008
Surat Kabar (Rp/Buah)

| Provinsi | Januari | Februari | Maret | April |
|--------------------------|--------------|--------------|--------------|--------------|
| (1) | (2) | (3) | (4) | (5) |
| Nanggroe Aceh Darussalam | 2.143 | 2.125 | 2.250 | 2.250 |
| Sumatera Utara | 2.389 | 2.542 | 2.542 | 2.542 |
| Sumatera Barat | 2.900 | 2.700 | 2.833 | 2.833 |
| Riau | 3.214 | 3.500 | 3.650 | 3.650 |
| Jambi | 3.000 | 2.500 | 2.500 | 2.833 |
| Sumatera Selatan | 2.700 | 2.750 | 2.682 | 2.591 |
| Bengkulu | 2.900 | 2.900 | 2.833 | 3.000 |
| Lampung | 2.250 | 2.200 | 2.063 | 2.056 |
| Bangka Belitung | 2.500 | 2.500 | 2.462 | 2.462 |
| Kepulauan Riau | 3.000 | 3.250 | 3.250 | 3.250 |
| Jawa Barat | 2.394 | 2.431 | 2.422 | 2.458 |
| Jawa Tengah | 2.635 | 2.618 | 2.650 | 2.833 |
| D. I. Yogyakarta | 2.457 | 2.457 | 2.457 | 2.457 |
| Jawa Timur | 2.736 | 2.790 | 2.831 | 2.869 |
| Banten | 2.500 | 2.500 | 2.786 | 2.591 |
| Bali | 3.750 | 2.800 | 2.810 | 2.804 |
| Nusa Tenggara Barat | 2.270 | 2.270 | 2.270 | 2.500 |
| Nusa Tenggara Timur | 2.571 | 2.571 | 2.563 | 2.500 |
| Kalimantan Barat | 3.571 | 3.571 | 3.571 | 3.571 |
| Kalimantan Tengah | 3.000 | 3.000 | 2.750 | 2.750 |
| Kalimantan Selatan | 2.000 | 2.000 | 2.100 | 2.083 |
| Kalimantan Timur | 3.429 | 3.667 | 3.529 | 3.706 |
| Sulawesi Utara | 3.083 | 3.063 | 3.063 | 3.071 |
| Sulawesi Tengah | 4.667 | 4.667 | 4.667 | 5.143 |
| Sulawesi Selatan | 3.125 | 3.083 | 3.125 | 3.150 |
| Sulawesi Tenggara | 2.500 | 2.500 | 2.688 | 2.688 |
| Gorontalo | 3.000 | 3.000 | 3.000 | 3.000 |
| Sulawesi Barat | 2.250 | 3.500 | 3.700 | 3.000 |
| Maluku | 3.375 | 3.300 | 3.375 | 3.700 |
| Maluku Utara | 3.500 | 3.500 | 3.750 | 3.750 |
| Papua Barat | 4.500 | 4.500 | 4.500 | 4.500 |
| Papua | 5.250 | 5.250 | 5.500 | 5.500 |
| Nasional | 2.986 | 3.000 | 3.037 | 3.065 |

Tabel 6.19: Lanjutan

| Provinsi | Mei | Juni | Juli | Agustus |
|--------------------------|--------------|--------------|--------------|----------------|
| (1) | (6) | (7) | (8) | (9) |
| Nanggroe Aceh Darussalam | 2.417 | 2.625 | 2.667 | 2.667 |
| Sumatera Utara | 2.500 | 2.607 | 2.679 | 2.679 |
| Sumatera Barat | 2.833 | 2.833 | 2.867 | 2.867 |
| Riau | 3.650 | 3.650 | 3.850 | 4.000 |
| Jambi | 2.833 | 2.833 | 2.833 | 2.833 |
| Sumatera Selatan | 2.591 | 2.625 | 2.708 | 2.708 |
| Bengkulu | 3.000 | 3.083 | 3.167 | 3.167 |
| Lampung | 2.056 | 2.056 | 2.056 | 2.056 |
| Bangka Belitung | 2.567 | 2.567 | 2.733 | 2.800 |
| Kepulauan Riau | 3.250 | 3.250 | 3.250 | 3.250 |
| Jawa Barat | 2.508 | 2.600 | 2.536 | 2.579 |
| Jawa Tengah | 2.716 | 2.803 | 2.803 | 2.810 |
| D. I. Yogyakarta | 2.457 | 2.457 | 2.457 | 2.457 |
| Jawa Timur | 2.922 | 2.953 | 3.021 | 3.021 |
| Banten | 2.591 | 2.591 | 2.682 | 2.727 |
| Bali | 2.792 | 2.896 | 2.917 | 2.938 |
| Nusa Tenggara Barat | 2.833 | 3.000 | 3.000 | 3.000 |
| Nusa Tenggara Timur | 2.500 | 2.500 | 2.500 | 2.750 |
| Kalimantan Barat | 3.571 | 3.679 | 3.679 | 3.679 |
| Kalimantan Tengah | 2.750 | 2.857 | 2.857 | 2.857 |
| Kalimantan Selatan | 2.000 | 2.000 | 2.078 | 2.078 |
| Kalimantan Timur | 3.735 | 4.156 | 4.156 | 4.156 |
| Sulawesi Utara | 3.071 | 3.063 | 3.500 | 3.500 |
| Sulawesi Tengah | 5.143 | 5.143 | 5.143 | 5.143 |
| Sulawesi Selatan | 3.136 | 3.136 | 3.150 | 3.091 |
| Sulawesi Tenggara | 2.688 | 2.688 | 2.688 | 2.688 |
| Gorontalo | 3.000 | 3.400 | 3.500 | 3.500 |
| Sulawesi Barat | 3.200 | 3.167 | 3.200 | 3.200 |
| Maluku | 3.700 | 3.700 | 3.700 | 5.000 |
| Maluku Utara | 3.700 | 3.700 | 3.700 | 3.700 |
| Papua Barat | 4.750 | 4.750 | 4.750 | 4.750 |
| Papua | 5.500 | 5.500 | 5.500 | 5.500 |
| Nasional | 3.093 | 3.152 | 3.198 | 3.255 |

Tabel 6.19: Lanjutan

| Provinsi | September | Oktober | November | Desember | Rata-rata |
|--------------------------|------------------|----------------|-----------------|-----------------|------------------|
| (1) | (10) | (11) | (12) | (13) | (14) |
| Nanggroe Aceh Darussalam | 2.750 | 2.750 | 2.769 | 2.700 | 2.509 |
| Sumatera Utara | 2.633 | 2.633 | 2.633 | 2.633 | 2.584 |
| Sumatera Barat | 2.843 | 2.843 | 2.817 | 2.817 | 2.832 |
| Riau | 3.958 | 4.136 | 4.313 | 4.357 | 3.827 |
| Jambi | 3.167 | 3.167 | 3.167 | 3.167 | 2.903 |
| Sumatera Selatan | 2.929 | 2.929 | 2.929 | 2.929 | 2.756 |
| Bengkulu | 3.250 | 3.250 | 3.250 | 3.375 | 3.098 |
| Lampung | 2.063 | 2.188 | 2.188 | 2.214 | 2.120 |
| Bangka Belitung | 2.857 | 2.893 | 2.929 | 2.964 | 2.686 |
| Kepulauan Riau | 3.250 | 3.250 | 3.250 | 3.250 | 3.229 |
| Jawa Barat | 2.625 | 2.667 | 2.667 | 2.704 | 2.549 |
| Jawa Tengah | 2.820 | 2.847 | 2.851 | 2.854 | 2.770 |
| D. I. Yogyakarta | 2.457 | 2.457 | 2.457 | 2.457 | 2.457 |
| Jawa Timur | 3.024 | 3.032 | 3.054 | 3.089 | 2.945 |
| Banten | 2.727 | 2.727 | 2.727 | 2.727 | 2.656 |
| Bali | 2.938 | 2.958 | 2.979 | 2.979 | 2.963 |
| Nusa Tenggara Barat | 3.000 | 3.000 | 3.000 | 3.000 | 2.762 |
| Nusa Tenggara Timur | 2.688 | 2.688 | 2.750 | 2.813 | 2.616 |
| Kalimantan Barat | 3.679 | 3.679 | 3.679 | 3.679 | 3.634 |
| Kalimantan Tengah | 2.857 | 2.857 | 2.857 | 2.857 | 2.854 |
| Kalimantan Selatan | 2.078 | 2.074 | 2.082 | 2.377 | 2.079 |
| Kalimantan Timur | 4.469 | 4.469 | 4.469 | 4.406 | 4.029 |
| Sulawesi Utara | 3.500 | 3.550 | 3.750 | 3.714 | 3.327 |
| Sulawesi Tengah | 5.143 | 5.143 | 5.143 | 5.143 | 5.024 |
| Sulawesi Selatan | 3.091 | 3.091 | 3.000 | 3.000 | 3.098 |
| Sulawesi Tenggara | 2.688 | 2.688 | 2.688 | 2.688 | 2.656 |
| Gorontalo | 3.500 | 3.833 | 3.833 | 3.833 | 3.367 |
| Sulawesi Barat | 3.200 | 3.200 | 3.200 | 3.200 | 3.168 |
| Maluku | 5.000 | 5.000 | 5.000 | 5.000 | 4.154 |
| Maluku Utara | 3.700 | 3.800 | 3.800 | 3.500 | 3.675 |
| Papua Barat | 4.750 | 4.750 | 4.750 | 4.750 | 4.667 |
| Papua | 5.500 | 5.500 | 5.500 | 5.500 | 5.458 |
| Nasional | 3.285 | 3.314 | 3.327 | 3.334 | 3.170 |

Tabel 6.20
Harga Konsumen Pedesaan Kelompok Pendidikan, Rekreasi dan Olahraga, 2008
Kaos Olah Raga (Rp/Helai)

| Provinsi | Januari | Februari | Maret | April |
|--------------------------|---------------|---------------|---------------|---------------|
| (1) | (2) | (3) | (4) | (5) |
| Nanggroe Aceh Darussalam | 57.143 | 57.143 | 57.857 | 58.571 |
| Sumatera Utara | 33.333 | 28.000 | 33.333 | 35.000 |
| Sumatera Barat | 35.000 | 37.500 | 37.500 | 42.500 |
| Riau | 50.000 | 46.429 | 46.429 | 46.429 |
| Jambi | 40.000 | 38.000 | 38.000 | 38.000 |
| Sumatera Selatan | 35.000 | 34.167 | 42.778 | 42.500 |
| Bengkulu | 40.000 | 42.500 | 43.000 | 43.000 |
| Lampung | 35.000 | 35.000 | 35.000 | 35.000 |
| Bangka Belitung | 40.000 | 44.667 | 44.667 | 44.667 |
| Kepulauan Riau | 45.000 | 50.000 | 50.000 | 50.000 |
| Jawa Barat | 35.158 | 35.650 | 36.333 | 36.800 |
| Jawa Tengah | 36.278 | 38.579 | 38.833 | 37.095 |
| D. I. Yogyakarta | 31.233 | 35.000 | 35.000 | 35.000 |
| Jawa Timur | 32.684 | 33.800 | 33.857 | 33.857 |
| Banten | 39.600 | 36.600 | 39.600 | 39.600 |
| Bali | 26.000 | 32.333 | 35.500 | 35.500 |
| Nusa Tenggara Barat | 36.667 | 36.667 | 36.667 | 38.750 |
| Nusa Tenggara Timur | 37.917 | 38.571 | 38.571 | 38.571 |
| Kalimantan Barat | 54.167 | 61.250 | 63.250 | 55.500 |
| Kalimantan Tengah | 45.889 | 47.000 | 47.556 | 57.091 |
| Kalimantan Selatan | 36.333 | 36.333 | 36.333 | 36.333 |
| Kalimantan Timur | 59.545 | 59.545 | 59.545 | 59.545 |
| Sulawesi Utara | 28.750 | 28.750 | 29.500 | 29.500 |
| Sulawesi Tengah | 46.875 | 46.364 | 42.778 | 43.333 |
| Sulawesi Selatan | 40.000 | 40.000 | 35.833 | 37.857 |
| Sulawesi Tenggara | 46.400 | 46.400 | 46.400 | 46.700 |
| Gorontalo | 31.667 | 31.667 | 53.000 | 53.000 |
| Sulawesi Barat | 25.500 | 33.214 | 33.214 | 39.063 |
| Maluku | 52.500 | 41.375 | 41.375 | 41.375 |
| Maluku Utara | 67.143 | 67.143 | 64.444 | 64.444 |
| Papua Barat | 40.000 | 40.000 | 40.000 | 40.000 |
| Papua | 37.571 | 37.571 | 37.786 | 38.000 |
| Nasional | 40.574 | 41.163 | 42.311 | 42.893 |

Tabel 6.20: Lanjutan

| Provinsi | Mei | Juni | Juli | Agustus |
|--------------------------|---------------|---------------|---------------|----------------|
| (1) | (6) | (7) | (8) | (9) |
| Nanggroe Aceh Darussalam | 58.571 | 58.571 | 60.714 | 60.714 |
| Sumatera Utara | 35.000 | 42.500 | 42.500 | 42.500 |
| Sumatera Barat | 42.500 | 42.500 | 42.500 | 42.500 |
| Riau | 51.429 | 51.429 | 41.167 | 42.000 |
| Jambi | 39.000 | 39.000 | 39.000 | 39.000 |
| Sumatera Selatan | 42.500 | 43.125 | 45.000 | 46.250 |
| Bengkulu | 43.000 | 43.000 | 43.000 | 43.000 |
| Lampung | 37.000 | 37.000 | 37.000 | 37.000 |
| Bangka Belitung | 45.500 | 44.667 | 46.000 | 46.000 |
| Kepulauan Riau | 50.000 | 60.000 | 60.000 | 60.000 |
| Jawa Barat | 36.000 | 36.952 | 37.175 | 37.925 |
| Jawa Tengah | 38.119 | 37.310 | 37.667 | 38.227 |
| D. I. Yogyakarta | 35.667 | 35.667 | 35.667 | 35.667 |
| Jawa Timur | 33.455 | 34.045 | 34.500 | 34.500 |
| Banten | 40.000 | 40.000 | 41.000 | 41.000 |
| Bali | 36.250 | 36.250 | 36.250 | 33.333 |
| Nusa Tenggara Barat | 38.000 | 38.000 | 38.000 | 38.000 |
| Nusa Tenggara Timur | 43.438 | 43.438 | 43.438 | 43.438 |
| Kalimantan Barat | 56.333 | 56.333 | 56.333 | 56.333 |
| Kalimantan Tengah | 57.091 | 58.455 | 59.818 | 64.364 |
| Kalimantan Selatan | 36.333 | 36.333 | 38.000 | 38.000 |
| Kalimantan Timur | 59.545 | 62.273 | 62.727 | 62.727 |
| Sulawesi Utara | 29.500 | 29.500 | 29.500 | 29.500 |
| Sulawesi Tengah | 43.333 | 43.889 | 43.889 | 43.889 |
| Sulawesi Selatan | 38.750 | 38.750 | 38.750 | 38.750 |
| Sulawesi Tenggara | 46.700 | 46.700 | 46.700 | 46.700 |
| Gorontalo | 55.000 | 55.000 | 55.000 | 55.000 |
| Sulawesi Barat | 38.611 | 37.813 | 37.813 | 37.813 |
| Maluku | 42.313 | 42.313 | 42.313 | 58.000 |
| Maluku Utara | 62.857 | 62.857 | 62.857 | 62.857 |
| Papua Barat | 45.000 | 45.000 | 45.000 | 45.000 |
| Papua | 38.000 | 38.000 | 38.000 | 38.000 |
| Nasional | 43.587 | 44.271 | 44.290 | 44.937 |

Tabel 6.20: Lanjutan

| Provinsi | September | Oktober | November | Desember | Rata-rata |
|--------------------------|------------------|----------------|-----------------|-----------------|------------------|
| (1) | (10) | (11) | (12) | (13) | (14) |
| Nanggroe Aceh Darussalam | 60.714 | 62.143 | 62.143 | 62.286 | 59.714 |
| Sumatera Utara | 42.500 | 42.500 | 42.500 | 42.500 | 38.514 |
| Sumatera Barat | 42.500 | 42.500 | 45.000 | 45.000 | 41.458 |
| Riau | 45.286 | 45.286 | 42.833 | 42.833 | 45.962 |
| Jambi | 39.000 | 39.000 | 39.000 | 39.000 | 38.833 |
| Sumatera Selatan | 45.556 | 45.556 | 46.250 | 46.250 | 42.911 |
| Bengkulu | 43.000 | 43.000 | 43.000 | 43.000 | 42.708 |
| Lampung | 37.000 | 45.000 | 46.000 | 46.400 | 38.533 |
| Bangka Belitung | 46.000 | 46.000 | 53.500 | 53.500 | 46.264 |
| Kepulauan Riau | 60.000 | 60.000 | 60.000 | 60.000 | 55.417 |
| Jawa Barat | 38.175 | 38.775 | 39.150 | 38.294 | 37.199 |
| Jawa Tengah | 40.889 | 40.889 | 40.889 | 40.889 | 38.805 |
| D. I. Yogyakarta | 35.667 | 35.667 | 35.667 | 35.667 | 35.131 |
| Jawa Timur | 34.500 | 34.727 | 36.357 | 36.750 | 34.419 |
| Banten | 40.000 | 41.000 | 41.000 | 41.000 | 40.033 |
| Bali | 33.333 | 33.333 | 33.333 | 35.000 | 33.868 |
| Nusa Tenggara Barat | 38.000 | 38.000 | 40.000 | 42.000 | 38.229 |
| Nusa Tenggara Timur | 43.438 | 43.438 | 43.438 | 42.500 | 41.683 |
| Kalimantan Barat | 56.667 | 56.667 | 56.667 | 56.667 | 57.181 |
| Kalimantan Tengah | 64.364 | 64.364 | 64.364 | 63.909 | 57.855 |
| Kalimantan Selatan | 38.000 | 38.833 | 38.833 | 38.833 | 37.375 |
| Kalimantan Timur | 62.727 | 62.727 | 62.727 | 62.273 | 61.326 |
| Sulawesi Utara | 29.500 | 29.500 | 29.500 | 29.500 | 29.375 |
| Sulawesi Tengah | 43.889 | 43.889 | 43.889 | 47.222 | 44.437 |
| Sulawesi Selatan | 38.750 | 38.750 | 34.000 | 34.000 | 37.849 |
| Sulawesi Tenggara | 46.700 | 46.700 | 46.700 | 46.700 | 46.625 |
| Gorontalo | 55.000 | 35.000 | 35.000 | 35.000 | 45.778 |
| Sulawesi Barat | 41.429 | 42.000 | 42.000 | 43.000 | 37.622 |
| Maluku | 58.000 | 55.000 | 55.000 | 55.000 | 48.714 |
| Maluku Utara | 62.857 | 62.857 | 62.857 | 66.000 | 64.098 |
| Papua Barat | 45.000 | 45.000 | 45.000 | 45.000 | 43.333 |
| Papua | 38.000 | 38.000 | 38.000 | 38.000 | 37.911 |
| Nasional | 45.201 | 44.878 | 45.144 | 45.437 | 43.724 |

Tabel 6.21
Harga Konsumen Pedesaan Kelompok Pendidikan, Rekreasi dan Olahraga, 2008
Training Pack (Rp/Helai)

| Provinsi | Januari | Februari | Maret | April |
|--------------------------|---------------|---------------|---------------|---------------|
| (1) | (2) | (3) | (4) | (5) |
| Nanggroe Aceh Darussalam | 81.667 | 81.667 | 82.500 | 83.333 |
| Sumatera Utara | 34.000 | 34.000 | 34.000 | 40.000 |
| Sumatera Barat | 36.667 | 37.500 | 37.500 | 40.000 |
| Riau | 67.500 | 67.500 | 67.500 | 67.500 |
| Jambi | 55.000 | 56.000 | 56.500 | 57.000 |
| Sumatera Selatan | 68.000 | 68.000 | 68.000 | 68.800 |
| Bengkulu | 60.000 | 60.000 | 62.000 | 62.500 |
| Lampung | 45.000 | 45.000 | 45.000 | 45.000 |
| Bangka Belitung | 50.000 | 50.000 | 50.000 | 50.000 |
| Kepulauan Riau | 71.400 | 71.400 | 71.400 | 71.400 |
| Jawa Barat | 45.769 | 42.308 | 42.308 | 42.692 |
| Jawa Tengah | 67.500 | 67.000 | 60.107 | 56.667 |
| D. I. Yogyakarta | 33.500 | 33.500 | 33.500 | 33.500 |
| Jawa Timur | 47.000 | 49.882 | 48.778 | 48.778 |
| Banten | 66.250 | 66.250 | 66.250 | 66.250 |
| Bali | 45.417 | 45.417 | 45.417 | 45.750 |
| Nusa Tenggara Barat | 61.750 | 61.750 | 61.750 | 65.333 |
| Nusa Tenggara Timur | 76.250 | 76.250 | 76.250 | 76.250 |
| Kalimantan Barat | 85.000 | 85.000 | 85.000 | 86.667 |
| Kalimantan Tengah | 60.000 | 60.000 | 65.000 | 65.000 |
| Kalimantan Selatan | 53.000 | 53.000 | 53.000 | 54.875 |
| Kalimantan Timur | 73.750 | 67.583 | 67.563 | 79.550 |
| Sulawesi Utara | 40.000 | 40.000 | 41.667 | 42.500 |
| Sulawesi Tengah | 48.333 | 46.500 | 48.125 | 46.875 |
| Sulawesi Selatan | 65.714 | 65.714 | 66.429 | 66.429 |
| Sulawesi Tenggara | 46.889 | 46.889 | 46.889 | 46.889 |
| Gorontalo | 53.167 | 53.167 | 53.167 | 53.167 |
| Sulawesi Barat | 59.100 | 51.071 | 51.071 | 67.500 |
| Maluku | 55.000 | 53.571 | 53.571 | 53.571 |
| Maluku Utara | 73.333 | 73.333 | 73.333 | 77.000 |
| Papua Barat | 50.000 | 50.000 | 50.000 | 50.000 |
| Papua | 64.100 | 64.100 | 64.600 | 64.600 |
| Nasional | 57.502 | 56.980 | 57.130 | 58.605 |

Tabel 6.21: Lanjutan

| Provinsi | Mei | Juni | Juli | Agustus |
|--------------------------|---------------|---------------|---------------|----------------|
| (1) | (6) | (7) | (8) | (9) |
| Nanggroe Aceh Darussalam | 83.333 | 83.333 | 85.833 | 85.833 |
| Sumatera Utara | 40.000 | 42.000 | 44.000 | 44.000 |
| Sumatera Barat | 40.000 | 40.000 | 41.250 | 41.250 |
| Riau | 68.167 | 68.167 | 68.167 | 68.167 |
| Jambi | 57.000 | 57.000 | 57.000 | 57.000 |
| Sumatera Selatan | 69.000 | 69.000 | 69.000 | 69.000 |
| Bengkulu | 63.000 | 63.000 | 63.000 | 63.000 |
| Lampung | 45.000 | 45.000 | 45.000 | 45.000 |
| Bangka Belitung | 49.000 | 50.000 | 54.000 | 52.000 |
| Kepulauan Riau | 72.000 | 72.000 | 72.000 | 75.000 |
| Jawa Barat | 42.143 | 43.269 | 39.318 | 39.750 |
| Jawa Tengah | 58.846 | 50.192 | 51.538 | 51.538 |
| D. I. Yogyakarta | 33.500 | 33.500 | 35.000 | 35.000 |
| Jawa Timur | 48.053 | 49.105 | 48.650 | 49.900 |
| Banten | 67.500 | 68.000 | 68.000 | 68.000 |
| Bali | 45.750 | 46.083 | 47.083 | 47.083 |
| Nusa Tenggara Barat | 66.714 | 66.714 | 66.714 | 66.714 |
| Nusa Tenggara Timur | 77.313 | 77.313 | 77.313 | 77.313 |
| Kalimantan Barat | 86.667 | 86.667 | 86.667 | 86.667 |
| Kalimantan Tengah | 65.000 | 66.667 | 71.667 | 71.667 |
| Kalimantan Selatan | 54.875 | 54.875 | 54.875 | 54.875 |
| Kalimantan Timur | 79.500 | 82.000 | 83.500 | 83.500 |
| Sulawesi Utara | 42.500 | 42.500 | 42.500 | 42.500 |
| Sulawesi Tengah | 46.250 | 47.500 | 47.500 | 47.500 |
| Sulawesi Selatan | 66.429 | 66.429 | 66.429 | 66.429 |
| Sulawesi Tenggara | 46.889 | 46.889 | 48.056 | 48.056 |
| Gorontalo | 53.167 | 53.167 | 53.167 | 53.167 |
| Sulawesi Barat | 66.786 | 53.750 | 53.750 | 53.750 |
| Maluku | 53.571 | 53.571 | 55.000 | 51.250 |
| Maluku Utara | 76.250 | 76.250 | 76.250 | 76.250 |
| Papua Barat | 50.000 | 60.000 | 60.000 | 60.000 |
| Papua | 64.600 | 64.600 | 65.100 | 65.100 |
| Nasional | 58.713 | 58.704 | 59.291 | 59.258 |

Tabel 6.21: Lanjutan

| Provinsi | September | Oktober | November | Desember | Rata-rata |
|--------------------------|------------------|----------------|-----------------|-----------------|------------------|
| (1) | (10) | (11) | (12) | (13) | (14) |
| Nanggroe Aceh Darussalam | 85.833 | 87.500 | 87.500 | 87.833 | 84.681 |
| Sumatera Utara | 44.000 | 44.000 | 44.000 | 44.000 | 40.667 |
| Sumatera Barat | 41.250 | 42.500 | 42.500 | 42.500 | 40.243 |
| Riau | 68.167 | 68.167 | 68.167 | 68.167 | 67.944 |
| Jambi | 57.000 | 57.000 | 57.000 | 57.500 | 56.750 |
| Sumatera Selatan | 69.000 | 69.400 | 69.400 | 69.400 | 68.833 |
| Bengkulu | 63.000 | 63.000 | 63.000 | 64.000 | 62.458 |
| Lampung | 45.000 | 53.333 | 53.333 | 55.000 | 47.222 |
| Bangka Belitung | 52.000 | 54.000 | 50.833 | 50.833 | 51.056 |
| Kepulauan Riau | 75.000 | 75.000 | 75.000 | 75.000 | 73.050 |
| Jawa Barat | 39.250 | 39.750 | 40.250 | 43.056 | 41.655 |
| Jawa Tengah | 42.591 | 42.591 | 42.591 | 42.591 | 52.813 |
| D. I. Yogyakarta | 35.000 | 36.000 | 36.000 | 36.000 | 34.500 |
| Jawa Timur | 50.150 | 50.650 | 51.211 | 50.650 | 49.401 |
| Banten | 68.000 | 68.000 | 68.000 | 68.000 | 67.375 |
| Bali | 47.083 | 48.750 | 48.750 | 48.750 | 46.778 |
| Nusa Tenggara Barat | 66.714 | 66.714 | 68.571 | 68.571 | 65.668 |
| Nusa Tenggara Timur | 77.313 | 77.313 | 77.313 | 77.313 | 76.958 |
| Kalimantan Barat | 86.667 | 86.667 | 86.667 | 86.667 | 86.250 |
| Kalimantan Tengah | 71.667 | 71.667 | 71.667 | 71.667 | 67.639 |
| Kalimantan Selatan | 54.875 | 54.875 | 54.875 | 54.875 | 54.406 |
| Kalimantan Timur | 83.500 | 83.500 | 84.000 | 84.000 | 79.329 |
| Sulawesi Utara | 42.500 | 42.500 | 42.500 | 52.500 | 42.847 |
| Sulawesi Tengah | 47.500 | 47.500 | 47.500 | 49.375 | 47.538 |
| Sulawesi Selatan | 66.429 | 66.429 | 66.429 | 66.429 | 66.310 |
| Sulawesi Tenggara | 48.056 | 48.056 | 48.056 | 48.056 | 47.472 |
| Gorontalo | 54.000 | 54.000 | 54.000 | 54.000 | 53.444 |
| Sulawesi Barat | 59.500 | 59.500 | 68.750 | 75.000 | 59.961 |
| Maluku | 51.250 | 51.667 | 51.667 | 51.667 | 52.946 |
| Maluku Utara | 76.250 | 76.250 | 76.250 | 76.250 | 75.583 |
| Papua Barat | 60.000 | 60.000 | 60.000 | 60.000 | 55.833 |
| Papua | 65.100 | 65.100 | 65.200 | 65.550 | 64.813 |
| Nasional | 59.176 | 59.731 | 60.031 | 60.787 | 58.826 |

Tabel 6.22
Harga Konsumen Pedesaan Kelompok Pendidikan, Rekreasi dan Olahraga, 2008
Sepatu Olah Raga (Rp/Pasang)

| Provinsi | Januari | Februari | Maret | April |
|--------------------------|---------------|---------------|---------------|---------------|
| (1) | (2) | (3) | (4) | (5) |
| Nanggroe Aceh Darussalam | 122.143 | 122.143 | 122.143 | 122.143 |
| Sumatera Utara | 78.214 | 78.214 | 78.214 | 80.357 |
| Sumatera Barat | 98.333 | 103.750 | 103.750 | 101.000 |
| Riau | 93.333 | 90.714 | 90.714 | 90.714 |
| Jambi | 77.000 | 77.000 | 87.600 | 87.167 |
| Sumatera Selatan | 127.857 | 142.500 | 143.571 | 128.000 |
| Bengkulu | 97.500 | 97.500 | 97.500 | 100.000 |
| Lampung | 76.250 | 71.667 | 76.875 | 76.875 |
| Bangka Belitung | 125.625 | 133.889 | 133.889 | 133.889 |
| Kepulauan Riau | 90.000 | 85.000 | 80.000 | 80.000 |
| Jawa Barat | 107.350 | 101.455 | 97.211 | 92.238 |
| Jawa Tengah | 91.796 | 90.950 | 92.178 | 97.870 |
| D. I. Yogyakarta | 58.250 | 46.583 | 46.583 | 46.583 |
| Jawa Timur | 75.981 | 77.554 | 77.534 | 75.018 |
| Banten | 108.556 | 108.556 | 109.222 | 109.667 |
| Bali | 78.500 | 78.500 | 72.714 | 75.571 |
| Nusa Tenggara Barat | 64.643 | 64.643 | 64.643 | 65.357 |
| Nusa Tenggara Timur | 103.182 | 103.182 | 103.182 | 103.182 |
| Kalimantan Barat | 124.375 | 124.375 | 124.375 | 124.375 |
| Kalimantan Tengah | 94.091 | 94.545 | 85.273 | 85.273 |
| Kalimantan Selatan | 63.143 | 63.143 | 60.778 | 61.333 |
| Kalimantan Timur | 115.292 | 115.292 | 115.292 | 115.292 |
| Sulawesi Utara | 57.250 | 57.250 | 57.250 | 57.250 |
| Sulawesi Tengah | 111.000 | 102.222 | 100.882 | 104.412 |
| Sulawesi Selatan | 95.550 | 95.550 | 95.550 | 97.150 |
| Sulawesi Tenggara | 75.075 | 75.075 | 75.475 | 75.475 |
| Gorontalo | 87.500 | 87.500 | 87.500 | 88.375 |
| Sulawesi Barat | 104.091 | 104.091 | 104.091 | 104.091 |
| Maluku | 116.429 | 117.143 | 117.143 | 117.143 |
| Maluku Utara | 105.833 | 105.833 | 105.833 | 105.833 |
| Papua Barat | 92.500 | 92.500 | 92.500 | 92.500 |
| Papua | 113.000 | 107.000 | 107.000 | 107.000 |
| Nasional | 94.676 | 94.229 | 93.952 | 93.785 |

Tabel 6.22: Lanjutan

| Provinsi | Mei | Juni | Juli | Agustus |
|--------------------------|---------------|---------------|---------------|----------------|
| (1) | (6) | (7) | (8) | (9) |
| Nanggroe Aceh Darussalam | 122.143 | 122.143 | 122.143 | 122.143 |
| Sumatera Utara | 81.929 | 84.786 | 87.286 | 87.286 |
| Sumatera Barat | 101.000 | 101.000 | 101.000 | 101.000 |
| Riau | 90.714 | 90.714 | 90.714 | 81.667 |
| Jambi | 87.167 | 88.000 | 87.833 | 87.833 |
| Sumatera Selatan | 128.000 | 128.000 | 131.667 | 131.667 |
| Bengkulu | 100.000 | 100.000 | 100.000 | 100.000 |
| Lampung | 76.875 | 76.875 | 76.875 | 78.125 |
| Bangka Belitung | 132.500 | 132.500 | 152.000 | 152.000 |
| Kepulauan Riau | 80.000 | 81.667 | 81.667 | 81.667 |
| Jawa Barat | 89.864 | 89.283 | 88.175 | 88.275 |
| Jawa Tengah | 96.917 | 100.609 | 97.360 | 97.360 |
| D. I. Yogyakarta | 46.583 | 46.583 | 51.917 | 51.917 |
| Jawa Timur | 75.554 | 76.768 | 77.518 | 77.786 |
| Banten | 109.667 | 109.667 | 109.667 | 109.667 |
| Bali | 76.286 | 76.571 | 76.571 | 76.571 |
| Nusa Tenggara Barat | 63.929 | 71.167 | 71.167 | 71.167 |
| Nusa Tenggara Timur | 103.545 | 103.545 | 103.545 | 103.545 |
| Kalimantan Barat | 124.375 | 124.375 | 124.750 | 124.750 |
| Kalimantan Tengah | 85.273 | 87.455 | 92.455 | 92.455 |
| Kalimantan Selatan | 61.333 | 61.333 | 61.333 | 71.667 |
| Kalimantan Timur | 116.125 | 116.125 | 136.208 | 136.208 |
| Sulawesi Utara | 57.250 | 57.500 | 57.500 | 43.333 |
| Sulawesi Tengah | 100.556 | 101.389 | 101.389 | 101.389 |
| Sulawesi Selatan | 97.150 | 97.150 | 97.150 | 97.150 |
| Sulawesi Tenggara | 75.475 | 75.475 | 75.475 | 75.475 |
| Gorontalo | 89.000 | 89.000 | 90.750 | 90.750 |
| Sulawesi Barat | 113.182 | 113.182 | 113.182 | 113.182 |
| Maluku | 117.143 | 117.143 | 117.143 | 137.000 |
| Maluku Utara | 98.000 | 98.000 | 98.000 | 98.000 |
| Papua Barat | 95.000 | 95.000 | 95.000 | 95.000 |
| Papua | 107.000 | 108.000 | 108.000 | 108.000 |
| Nasional | 93.735 | 94.406 | 96.107 | 96.376 |

Tabel 6.22: Lanjutan

| Provinsi | September | Oktober | November | Desember | Rata-rata |
|--------------------------|------------------|----------------|-----------------|-----------------|------------------|
| (1) | (10) | (11) | (12) | (13) | (14) |
| Nanggroe Aceh Darussalam | 122.143 | 122.143 | 122.143 | 122.143 | 122.143 |
| Sumatera Utara | 87.286 | 87.286 | 87.286 | 87.286 | 83.786 |
| Sumatera Barat | 102.000 | 115.000 | 120.000 | 120.000 | 105.653 |
| Riau | 89.286 | 89.286 | 87.000 | 87.000 | 89.321 |
| Jambi | 87.833 | 87.833 | 87.833 | 87.833 | 85.911 |
| Sumatera Selatan | 132.500 | 132.500 | 132.500 | 132.500 | 132.605 |
| Bengkulu | 100.000 | 100.000 | 100.000 | 100.000 | 99.375 |
| Lampung | 78.125 | 83.125 | 83.125 | 83.125 | 78.160 |
| Bangka Belitung | 152.000 | 155.556 | 146.250 | 147.083 | 141.432 |
| Kepulauan Riau | 86.667 | 86.667 | 86.667 | 86.667 | 83.889 |
| Jawa Barat | 88.275 | 90.658 | 91.842 | 96.176 | 93.400 |
| Jawa Tengah | 97.360 | 100.609 | 97.360 | 97.360 | 96.477 |
| D. I. Yogyakarta | 51.917 | 54.917 | 53.250 | 53.250 | 50.694 |
| Jawa Timur | 77.786 | 78.321 | 76.778 | 78.857 | 77.121 |
| Banten | 109.667 | 109.667 | 109.667 | 109.667 | 109.444 |
| Bali | 76.571 | 75.857 | 77.286 | 78.714 | 76.643 |
| Nusa Tenggara Barat | 71.167 | 71.167 | 71.167 | 71.167 | 68.448 |
| Nusa Tenggara Timur | 103.545 | 103.545 | 103.545 | 103.545 | 103.424 |
| Kalimantan Barat | 124.750 | 124.750 | 124.750 | 124.750 | 124.563 |
| Kalimantan Tengah | 92.455 | 92.455 | 93.364 | 93.364 | 90.705 |
| Kalimantan Selatan | 71.667 | 81.429 | 72.500 | 75.000 | 67.055 |
| Kalimantan Timur | 136.208 | 136.208 | 136.208 | 136.208 | 125.889 |
| Sulawesi Utara | 43.333 | 60.000 | 60.000 | 40.000 | 53.993 |
| Sulawesi Tengah | 101.944 | 101.944 | 102.500 | 102.500 | 102.677 |
| Sulawesi Selatan | 97.150 | 97.150 | 97.150 | 97.150 | 96.750 |
| Sulawesi Tenggara | 75.475 | 75.475 | 75.475 | 75.475 | 75.408 |
| Gorontalo | 90.750 | 90.750 | 90.750 | 90.750 | 89.448 |
| Sulawesi Barat | 113.182 | 113.182 | 113.182 | 113.182 | 110.152 |
| Maluku | 137.000 | 137.000 | 137.000 | 137.000 | 125.357 |
| Maluku Utara | 98.000 | 98.000 | 98.000 | 98.000 | 100.611 |
| Papua Barat | 95.000 | 95.000 | 95.000 | 95.000 | 94.167 |
| Papua | 108.000 | 108.000 | 108.000 | 108.000 | 108.083 |
| Nasional | 96.845 | 98.609 | 98.049 | 97.774 | 95.712 |

***Kelompok
Transportasi
dan
Komunikasi***

Tabel 7.1
Harga Konsumen Pedesaan Kelompok Transportasi dan Komunikasi, 2008
Tarif Angkutan Mini Bus/Oplet (Rp/Orang)

| Provinsi | Januari | Februari | Maret | April | Mei | Juni |
|--------------------------|--------------|--------------|--------------|--------------|--------------|--------------|
| (1) | (2) | (3) | (4) | (5) | (6) | (7) |
| Nanggroe Aceh Darussalam | 3.219 | 3.281 | 3.750 | 3.750 | 3.750 | 4.056 |
| Sumatera Utara | 3.388 | 3.463 | 3.328 | 3.345 | 3.397 | 4.241 |
| Sumatera Barat | 2.636 | 2.550 | 2.583 | 2.605 | 2.632 | 3.333 |
| Riau | 4.206 | 4.294 | 4.353 | 4.406 | 4.382 | 4.941 |
| Jambi | 3.100 | 3.000 | 3.000 | 3.000 | 3.000 | 3.500 |
| Sumatera Selatan | 2.750 | 2.719 | 2.722 | 2.947 | 2.778 | 3.000 |
| Bengkulu | 2.842 | 2.706 | 2.706 | 2.816 | 2.706 | 3.118 |
| Lampung | 3.227 | 3.077 | 3.077 | 3.036 | 3.036 | 3.321 |
| Bangka Belitung | 4.400 | 4.917 | 4.786 | 4.786 | 4.389 | 4.556 |
| Kepulauan Riau | 4.600 | 4.548 | 4.553 | 4.553 | 4.647 | 5.018 |
| Jawa Barat | 2.847 | 2.725 | 2.798 | 2.798 | 2.794 | 3.445 |
| Jawa Tengah | 2.449 | 2.472 | 2.517 | 2.555 | 2.580 | 2.988 |
| D. I. Yogyakarta | 3.000 | 3.000 | 3.086 | 3.086 | 3.086 | 3.086 |
| Jawa Timur | 3.102 | 3.069 | 3.095 | 3.110 | 3.135 | 3.714 |
| Banten | 3.365 | 3.438 | 3.438 | 3.423 | 3.423 | 4.038 |
| Bali | 3.391 | 3.444 | 3.357 | 3.365 | 3.354 | 3.885 |
| Nusa Tenggara Barat | 3.233 | 3.000 | 3.053 | 3.053 | 3.053 | 3.575 |
| Nusa Tenggara Timur | 3.652 | 4.096 | 4.096 | 4.037 | 4.056 | 4.320 |
| Kalimantan Barat | 5.526 | 5.882 | 6.389 | 7.000 | 7.063 | 7.063 |
| Kalimantan Tengah | 5.222 | 5.222 | 5.333 | 5.333 | 5.333 | 6.167 |
| Kalimantan Selatan | 3.733 | 3.733 | 3.531 | 3.656 | 3.559 | 3.895 |
| Kalimantan Timur | 7.818 | 7.417 | 6.929 | 7.115 | 7.192 | 7.808 |
| Sulawesi Utara | 2.980 | 2.980 | 3.180 | 3.356 | 3.317 | 3.778 |
| Sulawesi Tengah | 4.395 | 4.306 | 4.353 | 4.389 | 4.389 | 5.000 |
| Sulawesi Selatan | 3.286 | 3.188 | 3.278 | 3.071 | 3.071 | 3.738 |
| Sulawesi Tenggara | 4.083 | 3.636 | 3.658 | 3.658 | 3.658 | 4.237 |
| Gorontalo | 3.000 | 3.000 | 3.429 | 3.333 | 3.333 | 3.444 |
| Sulawesi Barat | 3.536 | 3.625 | 3.625 | 3.625 | 3.536 | 3.964 |
| Maluku | 5.607 | 5.607 | 5.607 | 5.607 | 5.607 | 6.000 |
| Maluku Utara | 5.857 | 5.857 | 5.857 | 6.071 | 6.071 | 6.786 |
| Papua Barat | 3.167 | 3.000 | 3.000 | 3.000 | 3.000 | 4.500 |
| Papua | 5.000 | 4.389 | 4.583 | 5.050 | 4.679 | 7.033 |
| Nasional | 3.832 | 3.801 | 3.845 | 3.904 | 3.875 | 4.423 |

Tabel 7.1: Lanjutan

| Provinsi | Juli | Agustus | September | Oktober | November | Desember | Rata-rata |
|--------------------------|--------------|----------------|------------------|----------------|-----------------|-----------------|------------------|
| (1) | (8) | (9) | (10) | (11) | (12) | (13) | (14) |
| Nanggroe Aceh Darussalam | 4.139 | 4.250 | 4.250 | 4.306 | 4.306 | 4.464 | 3.960 |
| Sumatera Utara | 4.321 | 4.518 | 4.482 | 4.482 | 4.482 | 4.482 | 3.994 |
| Sumatera Barat | 3.500 | 3.500 | 3.500 | 3.500 | 3.500 | 3.342 | 3.098 |
| Riau | 4.938 | 5.156 | 5.219 | 5.219 | 4.417 | 4.364 | 4.658 |
| Jambi | 3.500 | 3.600 | 3.600 | 3.600 | 3.600 | 3.600 | 3.342 |
| Sumatera Selatan | 3.250 | 3.250 | 3.389 | 3.389 | 3.421 | 3.368 | 3.082 |
| Bengkulu | 3.118 | 3.324 | 3.324 | 3.281 | 3.281 | 3.708 | 3.077 |
| Lampung | 3.321 | 3.393 | 3.393 | 3.464 | 3.577 | 3.727 | 3.304 |
| Bangka Belitung | 4.889 | 4.889 | 4.889 | 4.889 | 5.727 | 5.727 | 4.904 |
| Kepulauan Riau | 5.436 | 5.436 | 5.669 | 5.669 | 5.722 | 5.633 | 5.124 |
| Jawa Barat | 3.468 | 3.516 | 3.458 | 3.491 | 3.491 | 3.545 | 3.198 |
| Jawa Tengah | 3.058 | 3.060 | 3.084 | 3.107 | 3.136 | 3.135 | 2.845 |
| D. I. Yogyakarta | 3.086 | 3.086 | 3.086 | 3.086 | 3.086 | 3.086 | 3.071 |
| Jawa Timur | 3.771 | 3.754 | 3.754 | 3.773 | 3.810 | 3.766 | 3.488 |
| Banten | 4.096 | 4.173 | 4.250 | 4.269 | 4.288 | 4.288 | 3.874 |
| Bali | 3.865 | 3.865 | 3.846 | 3.865 | 3.778 | 3.778 | 3.650 |
| Nusa Tenggara Barat | 3.575 | 3.575 | 3.575 | 3.575 | 3.625 | 3.625 | 3.376 |
| Nusa Tenggara Timur | 4.560 | 4.600 | 4.600 | 4.600 | 4.600 | 4.783 | 4.333 |
| Kalimantan Barat | 7.063 | 7.063 | 7.063 | 7.063 | 7.063 | 7.063 | 6.775 |
| Kalimantan Tengah | 6.167 | 6.167 | 6.167 | 6.167 | 6.167 | 6.167 | 5.801 |
| Kalimantan Selatan | 4.278 | 4.412 | 4.444 | 4.472 | 4.382 | 4.875 | 4.081 |
| Kalimantan Timur | 8.231 | 8.231 | 8.385 | 8.385 | 8.385 | 8.385 | 7.857 |
| Sulawesi Utara | 3.806 | 3.938 | 3.938 | 4.107 | 4.107 | 4.663 | 3.679 |
| Sulawesi Tengah | 5.472 | 5.528 | 5.528 | 5.528 | 5.528 | 5.528 | 4.995 |
| Sulawesi Selatan | 3.722 | 3.848 | 3.932 | 3.891 | 3.825 | 3.825 | 3.556 |
| Sulawesi Tenggara | 4.125 | 4.125 | 4.125 | 4.125 | 4.125 | 4.455 | 4.001 |
| Gorontalo | 3.444 | 3.556 | 3.556 | 3.455 | 3.455 | 3.455 | 3.372 |
| Sulawesi Barat | 4.038 | 4.250 | 4.577 | 4.292 | 4.346 | 4.346 | 3.980 |
| Maluku | 6.000 | 6.000 | 6.000 | 6.000 | 6.000 | 6.000 | 5.836 |
| Maluku Utara | 6.786 | 6.786 | 6.786 | 6.857 | 6.857 | 6.857 | 6.452 |
| Papua Barat | 4.500 | 4.500 | 4.167 | 4.167 | 4.167 | 4.167 | 3.778 |
| Papua | 6.433 | 6.600 | 6.867 | 7.000 | 5.182 | 6.750 | 5.797 |
| Nasional | 4.499 | 4.561 | 4.591 | 4.596 | 4.545 | 4.655 | 4.261 |

Tabel 7.2
Harga Konsumen Pedesaan Kelompok Transportasi dan Komunikasi, 2008
Bensin Eceran (Rp/Liter)

| Provinsi | Januari | Februari | Maret | April | Mei | Juni |
|--------------------------|--------------|--------------|--------------|--------------|--------------|--------------|
| (1) | (2) | (3) | (4) | (5) | (6) | (7) |
| Nanggroe Aceh Darussalam | 5.603 | 5.684 | 5.619 | 5.619 | 5.738 | 6.738 |
| Sumatera Utara | 5.490 | 5.415 | 5.396 | 5.421 | 5.645 | 6.972 |
| Sumatera Barat | 5.300 | 5.357 | 5.333 | 5.328 | 6.069 | 6.966 |
| Riau | 5.948 | 6.013 | 6.013 | 6.138 | 6.408 | 6.979 |
| Jambi | 5.900 | 5.810 | 5.761 | 5.935 | 7.725 | 7.850 |
| Sumatera Selatan | 5.500 | 5.441 | 5.381 | 5.350 | 5.425 | 6.275 |
| Bengkulu | 5.694 | 6.019 | 5.581 | 5.606 | 5.687 | 7.267 |
| Lampung | 5.238 | 5.262 | 5.262 | 5.262 | 5.381 | 6.881 |
| Bangka Belitung | 5.667 | 5.675 | 5.675 | 5.700 | 6.159 | 6.591 |
| Kepulauan Riau | 6.050 | 5.938 | 5.938 | 5.938 | 6.000 | 6.688 |
| Jawa Barat | 5.232 | 5.221 | 5.236 | 5.244 | 5.290 | 6.511 |
| Jawa Tengah | 5.277 | 5.287 | 5.289 | 5.295 | 5.523 | 6.531 |
| D. I. Yogyakarta | 5.126 | 5.202 | 5.229 | 5.214 | 5.498 | 6.687 |
| Jawa Timur | 5.319 | 5.317 | 5.310 | 5.307 | 5.429 | 6.696 |
| Banten | 5.348 | 5.357 | 5.364 | 5.400 | 5.600 | 7.020 |
| Bali | 5.426 | 5.417 | 5.403 | 5.406 | 5.424 | 6.672 |
| Nusa Tenggara Barat | 5.727 | 5.667 | 5.667 | 5.667 | 5.625 | 7.333 |
| Nusa Tenggara Timur | 5.469 | 5.353 | 5.382 | 5.471 | 5.441 | 6.611 |
| Kalimantan Barat | 5.708 | 5.734 | 5.844 | 5.781 | 6.031 | 6.063 |
| Kalimantan Tengah | 6.300 | 6.174 | 6.065 | 6.065 | 6.435 | 7.283 |
| Kalimantan Selatan | 6.263 | 6.211 | 5.980 | 5.926 | 6.362 | 7.074 |
| Kalimantan Timur | 5.853 | 5.871 | 5.832 | 6.224 | 6.753 | 7.618 |
| Sulawesi Utara | 5.042 | 5.417 | 5.417 | 5.423 | 5.607 | 6.929 |
| Sulawesi Tengah | 5.824 | 5.871 | 5.897 | 5.864 | 5.985 | 7.362 |
| Sulawesi Selatan | 5.063 | 5.150 | 5.250 | 5.292 | 5.417 | 6.750 |
| Sulawesi Tenggara | 5.794 | 5.875 | 7.229 | 6.355 | 6.339 | 7.223 |
| Gorontalo | 5.382 | 5.400 | 5.308 | 5.538 | 5.577 | 6.538 |
| Sulawesi Barat | 5.333 | 5.474 | 5.611 | 5.861 | 5.667 | 7.111 |
| Maluku | 6.188 | 6.188 | 6.188 | 6.188 | 6.188 | 6.734 |
| Maluku Utara | 6.500 | 6.500 | 6.526 | 6.618 | 6.700 | 7.600 |
| Papua Barat | 5.667 | 5.625 | 5.792 | 5.708 | 5.875 | 6.858 |
| Papua | 7.846 | 7.813 | 8.717 | 9.159 | 8.955 | 11.225 |
| Nasional | 5.690 | 5.710 | 5.765 | 5.791 | 5.999 | 7.051 |

Tabel 7.2: Lanjutan

| Provinsi | Juli | Agustus | September | Oktober | November | Desember | Rata-rata |
|--------------------------|--------------|----------------|------------------|----------------|-----------------|-----------------|------------------|
| (1) | (8) | (9) | (10) | (11) | (12) | (13) | (14) |
| Nanggroe Aceh Darussalam | 7.068 | 7.109 | 7.152 | 7.152 | 7.152 | 6.868 | 6.459 |
| Sumatera Utara | 7.052 | 7.121 | 7.103 | 7.103 | 7.086 | 6.672 | 6.373 |
| Sumatera Barat | 7.052 | 7.155 | 7.241 | 7.155 | 7.214 | 6.727 | 6.408 |
| Riau | 7.646 | 7.833 | 8.087 | 7.864 | 7.711 | 7.324 | 6.997 |
| Jambi | 9.975 | 9.025 | 9.025 | 8.750 | 8.325 | 7.579 | 7.638 |
| Sumatera Selatan | 6.600 | 6.600 | 6.789 | 6.789 | 6.789 | 6.421 | 6.113 |
| Bengkulu | 9.167 | 8.167 | 7.679 | 7.536 | 7.500 | 6.888 | 6.899 |
| Lampung | 6.929 | 6.929 | 6.950 | 6.972 | 7.265 | 6.667 | 6.250 |
| Bangka Belitung | 7.523 | 7.886 | 7.333 | 7.396 | 7.212 | 6.808 | 6.635 |
| Kepulauan Riau | 6.688 | 6.688 | 6.813 | 6.800 | 6.750 | 6.500 | 6.399 |
| Jawa Barat | 6.608 | 6.649 | 6.702 | 6.683 | 6.685 | 6.224 | 6.024 |
| Jawa Tengah | 6.608 | 6.630 | 6.657 | 6.671 | 6.664 | 6.220 | 6.054 |
| D. I. Yogyakarta | 6.695 | 6.718 | 6.741 | 6.718 | 6.718 | 5.909 | 6.038 |
| Jawa Timur | 6.748 | 6.760 | 6.760 | 6.760 | 6.764 | 6.340 | 6.126 |
| Banten | 7.180 | 7.180 | 7.160 | 7.160 | 7.115 | 6.724 | 6.384 |
| Bali | 6.758 | 6.727 | 6.727 | 6.727 | 6.727 | 6.318 | 6.144 |
| Nusa Tenggara Barat | 7.292 | 7.292 | 7.292 | 7.292 | 7.269 | 6.846 | 6.581 |
| Nusa Tenggara Timur | 7.056 | 7.139 | 7.382 | 7.412 | 7.722 | 7.529 | 6.497 |
| Kalimantan Barat | 6.438 | 9.063 | 9.063 | 9.109 | 9.406 | 9.078 | 7.276 |
| Kalimantan Tengah | 8.283 | 8.326 | 8.326 | 8.326 | 8.304 | 7.783 | 7.306 |
| Kalimantan Selatan | 8.885 | 7.481 | 7.500 | 7.519 | 7.519 | 7.065 | 6.982 |
| Kalimantan Timur | 8.000 | 7.794 | 7.912 | 7.853 | 7.658 | 7.526 | 7.074 |
| Sulawesi Utara | 6.929 | 6.929 | 6.893 | 7.077 | 7.077 | 6.889 | 6.302 |
| Sulawesi Tengah | 7.498 | 7.498 | 7.513 | 7.559 | 7.529 | 6.879 | 6.773 |
| Sulawesi Selatan | 7.038 | 7.000 | 7.021 | 7.083 | 7.045 | 6.773 | 6.240 |
| Sulawesi Tenggara | 7.332 | 7.332 | 7.673 | 7.673 | 7.536 | 7.635 | 7.000 |
| Gorontalo | 6.654 | 6.962 | 6.962 | 7.000 | 7.308 | 7.115 | 6.312 |
| Sulawesi Barat | 7.563 | 7.281 | 7.265 | 7.406 | 7.438 | 7.033 | 6.587 |
| Maluku | 6.828 | 8.500 | 8.500 | 9.056 | 9.056 | 8.944 | 7.380 |
| Maluku Utara | 7.600 | 7.600 | 7.800 | 7.800 | 7.800 | 7.962 | 7.250 |
| Papua Barat | 7.338 | 7.504 | 7.713 | 7.671 | 7.854 | 7.538 | 6.762 |
| Papua | 10.262 | 10.190 | 10.190 | 10.167 | 8.974 | 9.559 | 9.421 |
| Nasional | 7.415 | 7.471 | 7.498 | 7.507 | 7.474 | 7.136 | 6.709 |

Tabel 7.3
Harga Konsumen Pedesaan Kelompok Transportasi dan Komunikasi, 2008
Sepeda (Rp/Buah)

| Provinsi | Januari | Februari | Maret | April | Mei | Juni |
|--------------------------|----------------|----------------|----------------|----------------|----------------|----------------|
| (1) | (2) | (3) | (4) | (5) | (6) | (7) |
| Nanggroe Aceh Darussalam | 600.000 | 600.000 | 600.000 | 600.000 | 600.000 | 608.333 |
| Sumatera Utara | 500.000 | 408.000 | 475.000 | 487.000 | 487.000 | 645.000 |
| Sumatera Barat | 662.500 | 662.500 | 762.500 | 762.500 | 762.500 | 762.500 |
| Riau | 450.000 | 450.000 | 450.000 | 450.000 | 450.000 | 458.333 |
| Jambi | 587.500 | 650.000 | 650.000 | 650.000 | 650.000 | 750.000 |
| Sumatera Selatan | 453.571 | 453.571 | 508.143 | 511.400 | 511.400 | 511.400 |
| Bengkulu | 302.500 | 337.500 | 312.500 | 250.000 | 250.000 | 250.000 |
| Lampung | 533.333 | 542.857 | 542.857 | 542.857 | 542.857 | 557.143 |
| Bangka Belitung | 475.000 | 420.000 | 420.000 | 420.000 | 483.333 | 483.333 |
| Kepulauan Riau | 570.000 | 570.000 | 570.000 | 570.000 | 575.000 | 600.000 |
| Jawa Barat | 575.000 | 569.231 | 550.000 | 522.000 | 522.000 | 546.769 |
| Jawa Tengah | 451.481 | 448.889 | 466.552 | 464.500 | 465.333 | 463.724 |
| D. I. Yogyakarta | 424.000 | 440.833 | 432.000 | 479.167 | 479.167 | 508.875 |
| Jawa Timur | 473.438 | 499.333 | 500.833 | 468.158 | 462.619 | 470.238 |
| Banten | 696.250 | 677.000 | 677.000 | 647.500 | 647.500 | 647.500 |
| Bali | 535.000 | 400.000 | 400.000 | 425.000 | 425.000 | 375.000 |
| Nusa Tenggara Barat | 475.000 | 475.000 | 475.000 | 580.000 | 590.000 | 557.000 |
| Nusa Tenggara Timur | 462.500 | 520.000 | 520.000 | 510.000 | 510.000 | 510.000 |
| Kalimantan Barat | 635.714 | 608.333 | 591.667 | 600.000 | 608.333 | 608.333 |
| Kalimantan Tengah | 595.000 | 595.000 | 625.000 | 625.000 | 630.000 | 630.000 |
| Kalimantan Selatan | 563.333 | 622.143 | 585.000 | 586.500 | 610.455 | 574.708 |
| Kalimantan Timur | 703.750 | 703.750 | 702.500 | 720.000 | 720.000 | 799.000 |
| Sulawesi Utara | - | - | - | - | - | - |
| Sulawesi Tengah | 463.750 | 397.857 | 397.857 | 397.857 | 397.857 | 397.857 |
| Sulawesi Selatan | 558.333 | 558.333 | 558.333 | 586.250 | 523.000 | 523.000 |
| Sulawesi Tenggara | 749.375 | 615.000 | 616.667 | 633.333 | 633.333 | 633.333 |
| Gorontalo | 587.500 | 550.000 | 550.000 | 550.000 | 550.000 | 550.000 |
| Sulawesi Barat | 375.000 | 583.333 | 537.500 | 560.000 | 560.000 | 558.333 |
| Maluku | 580.000 | 580.000 | 580.000 | 580.000 | 590.000 | 580.000 |
| Maluku Utara | 600.000 | 600.000 | 600.000 | 606.000 | 606.000 | 606.000 |
| Papua Barat | 587.500 | 587.500 | 691.667 | 691.667 | 691.667 | 691.667 |
| Papua | 755.556 | 755.556 | 755.556 | 755.556 | 755.556 | 764.444 |
| Nasional | 547.803 | 544.565 | 551.746 | 555.879 | 557.739 | 568.446 |

Tabel 7.3: Lanjutan

| Provinsi | Juli | Agustus | September | Oktober | November | Desember | Rata-rata |
|--------------------------|----------------|----------------|------------------|----------------|-----------------|-----------------|------------------|
| (1) | (8) | (9) | (10) | (11) | (12) | (13) | (14) |
| Nanggroe Aceh Darussalam | 611.667 | 611.667 | 616.667 | 616.667 | 616.667 | 650.000 | 610.972 |
| Sumatera Utara | 649.000 | 649.000 | 649.000 | 649.000 | 649.000 | 649.000 | 574.667 |
| Sumatera Barat | 762.500 | 762.500 | 762.500 | 762.500 | 787.500 | 787.500 | 750.000 |
| Riau | 458.333 | 550.000 | 605.000 | 605.000 | 650.000 | 650.000 | 518.889 |
| Jambi | 750.000 | 750.000 | 750.000 | 750.000 | 750.000 | 750.000 | 703.125 |
| Sumatera Selatan | 535.400 | 529.400 | 529.400 | 529.400 | 529.400 | 529.400 | 510.990 |
| Bengkulu | 250.000 | 250.000 | 250.000 | 250.000 | 250.000 | 250.000 | 266.875 |
| Lampung | 571.875 | 571.875 | 571.875 | 596.875 | 596.875 | 640.625 | 567.659 |
| Bangka Belitung | 545.833 | 545.833 | 545.833 | 577.500 | 582.857 | 582.857 | 506.865 |
| Kepulauan Riau | 600.000 | 600.000 | 600.000 | 625.000 | 625.000 | 625.000 | 594.167 |
| Jawa Barat | 546.769 | 576.083 | 588.800 | 573.111 | 564.778 | 564.778 | 558.277 |
| Jawa Tengah | 468.034 | 474.933 | 472.767 | 476.065 | 473.600 | 475.742 | 466.802 |
| D. I. Yogyakarta | 517.625 | 520.750 | 520.750 | 520.750 | 520.750 | 520.750 | 490.451 |
| Jawa Timur | 471.667 | 471.667 | 488.571 | 490.952 | 498.095 | 500.476 | 483.004 |
| Banten | 647.500 | 647.500 | 647.500 | 683.571 | 647.500 | 647.500 | 659.485 |
| Bali | 375.000 | 375.000 | 375.000 | 375.000 | 382.500 | 382.500 | 402.083 |
| Nusa Tenggara Barat | 558.000 | 558.000 | 558.000 | 558.000 | 558.000 | 558.000 | 541.667 |
| Nusa Tenggara Timur | 510.000 | 512.000 | 512.000 | 512.000 | 512.000 | 517.500 | 509.000 |
| Kalimantan Barat | 608.333 | 608.333 | 608.333 | 608.333 | 608.333 | 608.333 | 608.532 |
| Kalimantan Tengah | 630.000 | 625.000 | 625.000 | 625.000 | 625.000 | 625.000 | 621.250 |
| Kalimantan Selatan | 629.615 | 805.625 | 805.625 | 805.625 | 805.625 | 924.167 | 693.202 |
| Kalimantan Timur | 799.000 | 799.000 | 799.000 | 799.000 | 799.000 | 799.000 | 761.917 |
| Sulawesi Utara | - | - | - | - | - | - | - |
| Sulawesi Tengah | 397.857 | 397.857 | 397.857 | 397.857 | 455.714 | 455.714 | 412.991 |
| Sulawesi Selatan | 523.000 | 529.000 | 529.000 | 529.000 | 529.000 | 593.750 | 545.000 |
| Sulawesi Tenggara | 628.571 | 628.571 | 628.571 | 628.571 | 628.571 | 580.000 | 633.658 |
| Gorontalo | 550.000 | 550.000 | 550.000 | 600.000 | 600.000 | 600.000 | 565.625 |
| Sulawesi Barat | 550.000 | 550.000 | 550.000 | 550.000 | 550.000 | 550.000 | 539.514 |
| Maluku | 580.000 | 580.000 | 580.000 | 670.000 | 670.000 | 670.000 | 603.333 |
| Maluku Utara | 606.000 | 606.000 | 606.000 | 606.000 | 606.000 | 606.000 | 604.500 |
| Papua Barat | 708.333 | 708.333 | 708.333 | 708.333 | 708.333 | 708.333 | 682.639 |
| Papua | 764.444 | 764.444 | 764.444 | 764.444 | 764.444 | 764.444 | 760.741 |
| Nasional | 574.334 | 584.141 | 586.962 | 594.953 | 598.211 | 605.367 | 572.512 |

Tabel 7.4
Harga Konsumen Pedesaan Kelompok Transportasi dan Komunikasi, 2008
Tarif Sewa Becak (Rp/Hari)

| Provinsi | Januari | Februari | Maret | April | Mei | Juni |
|--------------------------|--------------|--------------|--------------|--------------|--------------|--------------|
| (1) | (2) | (3) | (4) | (5) | (6) | (7) |
| Nanggroe Aceh Darussalam | 14.167 | 14.167 | 14.833 | 14.833 | 14.833 | 14.833 |
| Sumatera Utara | 15.467 | 15.800 | 15.143 | 15.143 | 15.357 | 15.857 |
| Sumatera Barat | 11.250 | 11.250 | 11.250 | 11.375 | 11.375 | 11.375 |
| Riau | 11.667 | 11.667 | 11.667 | 11.833 | 11.833 | 11.833 |
| Jambi | - | - | - | - | - | - |
| Sumatera Selatan | 8.917 | 8.917 | 7.833 | 7.833 | 7.833 | 7.833 |
| Bengkulu | 10.000 | 10.000 | 11.000 | 11.000 | 11.000 | 11.000 |
| Lampung | 6.500 | 6.500 | 6.625 | 6.625 | 6.625 | 6.625 |
| Bangka Belitung | 10.000 | 10.500 | 11.000 | 11.250 | 11.250 | 11.250 |
| Kepulauan Riau | - | - | - | - | - | - |
| Jawa Barat | 5.217 | 5.217 | 5.065 | 4.896 | 4.904 | 5.750 |
| Jawa Tengah | 5.035 | 5.035 | 5.035 | 5.035 | 5.093 | 5.093 |
| D. I. Yogyakarta | 7.667 | 7.667 | 7.667 | 7.667 | 7.667 | 7.833 |
| Jawa Timur | 4.784 | 4.833 | 5.170 | 5.332 | 5.349 | 5.571 |
| Banten | 8.000 | 8.000 | 8.250 | 8.750 | 8.750 | 8.750 |
| Bali | - | - | - | - | - | - |
| Nusa Tenggara Barat | - | - | - | - | - | - |
| Nusa Tenggara Timur | 3.000 | 3.500 | 3.750 | 3.750 | 3.750 | 3.750 |
| Kalimantan Barat | 3.000 | 3.000 | 3.250 | 3.250 | 3.250 | 3.250 |
| Kalimantan Tengah | 3.250 | 3.250 | 3.500 | 3.500 | 3.500 | 3.500 |
| Kalimantan Selatan | 4.889 | 4.889 | 4.978 | 4.978 | 4.978 | 4.978 |
| Kalimantan Timur | 7.500 | 7.500 | 7.875 | 7.875 | 7.875 | 7.875 |
| Sulawesi Utara | 7.250 | 7.250 | 7.250 | 7.250 | 7.250 | 7.500 |
| Sulawesi Tengah | 5.714 | 3.917 | 4.167 | 4.167 | 4.167 | 4.167 |
| Sulawesi Selatan | 4.545 | 4.545 | 4.545 | 4.545 | 4.545 | 4.545 |
| Sulawesi Tenggara | 4.250 | 4.250 | 4.375 | 4.375 | 4.375 | 4.375 |
| Gorontalo | - | - | - | - | - | - |
| Sulawesi Barat | 7.500 | 7.500 | 7.500 | 7.500 | 7.583 | 7.667 |
| Maluku | 10.000 | 10.000 | 10.000 | 10.700 | 10.500 | 10.500 |
| Maluku Utara | 10.875 | 10.875 | 10.875 | 10.875 | 11.250 | 12.125 |
| Papua Barat | 9.000 | 9.000 | 9.000 | 9.250 | 9.250 | 9.250 |
| Papua | - | - | - | - | - | - |
| Nasional | 7.671 | 7.655 | 7.754 | 7.830 | 7.852 | 7.965 |

Tabel 7.4: Lanjutan

| Provinsi | Juli | Agustus | September | Oktober | November | Desember | Rata-rata |
|--------------------------|--------------|----------------|------------------|----------------|-----------------|-----------------|------------------|
| (1) | (8) | (9) | (10) | (11) | (12) | (13) | (14) |
| Nanggroe Aceh Darussalam | 14.833 | 14.833 | 14.833 | 14.833 | 14.833 | 14.833 | 14.722 |
| Sumatera Utara | 15.857 | 15.857 | 15.500 | 15.500 | 15.500 | 15.500 | 15.540 |
| Sumatera Barat | 11.375 | 11.375 | 11.375 | 11.375 | 11.375 | 11.375 | 11.344 |
| Riau | 11.833 | 11.833 | 11.833 | 11.833 | 11.833 | 11.833 | 11.792 |
| Jambi | - | - | - | - | - | - | - |
| Sumatera Selatan | 7.833 | 7.833 | 7.429 | 7.429 | 7.429 | 7.429 | 7.879 |
| Bengkulu | 11.000 | 11.000 | 11.000 | 11.000 | 11.000 | 11.000 | 10.833 |
| Lampung | 6.625 | 6.625 | 6.625 | 6.625 | 6.625 | 6.625 | 6.604 |
| Bangka Belitung | 11.250 | 11.250 | 11.250 | 11.250 | 11.250 | 11.250 | 11.063 |
| Kepulauan Riau | - | - | - | - | - | - | - |
| Jawa Barat | 4.682 | 4.682 | 4.925 | 4.925 | 4.925 | 5.300 | 5.041 |
| Jawa Tengah | 5.093 | 5.093 | 5.093 | 5.093 | 5.093 | 5.093 | 5.074 |
| D. I. Yogyakarta | 7.833 | 7.833 | 7.833 | 8.000 | 8.000 | 8.000 | 7.806 |
| Jawa Timur | 5.634 | 6.845 | 6.845 | 6.970 | 6.970 | 6.970 | 5.940 |
| Banten | 9.250 | 9.250 | 9.250 | 9.250 | 9.250 | 9.250 | 8.833 |
| Bali | - | - | - | - | - | - | - |
| Nusa Tenggara Barat | - | - | - | - | - | - | - |
| Nusa Tenggara Timur | 3.750 | 3.750 | 3.750 | 3.750 | 3.750 | 3.750 | 3.667 |
| Kalimantan Barat | 3.250 | 3.250 | 3.750 | 3.750 | 3.750 | 3.750 | 3.375 |
| Kalimantan Tengah | 3.500 | 3.500 | 3.500 | 3.500 | 3.500 | 3.500 | 3.458 |
| Kalimantan Selatan | 4.978 | 4.978 | 4.978 | 4.978 | 4.978 | 4.978 | 4.963 |
| Kalimantan Timur | 7.875 | 7.875 | 7.875 | 7.875 | 7.875 | 7.875 | 7.813 |
| Sulawesi Utara | 7.500 | 7.500 | 7.500 | 7.500 | 7.500 | 7.500 | 7.396 |
| Sulawesi Tengah | 4.167 | 4.167 | 4.500 | 4.500 | 4.500 | 4.500 | 4.386 |
| Sulawesi Selatan | 4.545 | 4.545 | 4.545 | 4.545 | 4.545 | 4.545 | 4.545 |
| Sulawesi Tenggara | 4.375 | 4.375 | 4.375 | 4.375 | 4.375 | 4.375 | 4.354 |
| Gorontalo | - | - | - | - | - | - | - |
| Sulawesi Barat | 7.667 | 7.667 | 7.667 | 7.667 | 7.667 | 7.667 | 7.604 |
| Maluku | 10.500 | 10.500 | 10.500 | 10.500 | 10.500 | 10.500 | 10.392 |
| Maluku Utara | 12.125 | 12.125 | 12.125 | 12.750 | 12.750 | 12.750 | 11.792 |
| Papua Barat | 9.250 | 9.250 | 9.250 | 9.250 | 9.250 | 9.250 | 9.188 |
| Papua | - | - | - | - | - | - | - |
| Nasional | 7.945 | 7.992 | 8.004 | 8.039 | 8.039 | 8.054 | 7.900 |

Tabel 7.5
Harga Konsumen Pedesaan Kelompok Transportasi dan Komunikasi, 2008
Ongkos Naik Becak (Rp/Kali)

| Provinsi | Januari | Februari | Maret | April | Mei | Juni |
|--------------------------|--------------|--------------|--------------|--------------|--------------|--------------|
| (1) | (2) | (3) | (4) | (5) | (6) | (7) |
| Nanggroe Aceh Darussalam | 3.833 | 3.833 | 3.833 | 3.833 | 3.833 | 4.167 |
| Sumatera Utara | 4.605 | 4.476 | 5.120 | 5.120 | 5.280 | 6.180 |
| Sumatera Barat | 4.500 | 4.500 | 4.500 | 4.750 | 4.750 | 4.750 |
| Riau | 3.571 | 4.611 | 4.611 | 4.722 | 4.722 | 4.944 |
| Jambi | - | - | - | - | - | - |
| Sumatera Selatan | 3.333 | 4.000 | 3.250 | 3.250 | 3.250 | 3.600 |
| Bengkulu | 2.250 | 2.250 | 2.500 | 2.500 | 2.500 | 2.500 |
| Lampung | 3.929 | 3.929 | 3.929 | 3.929 | 3.929 | 3.929 |
| Bangka Belitung | 5.000 | 5.000 | 5.000 | 5.050 | 5.100 | 5.100 |
| Kepulauan Riau | - | - | - | - | - | - |
| Jawa Barat | 4.971 | 4.868 | 4.674 | 4.820 | 4.603 | 5.000 |
| Jawa Tengah | 4.034 | 4.034 | 4.034 | 4.034 | 4.093 | 4.297 |
| D. I. Yogyakarta | 5.333 | 5.400 | 5.433 | 5.500 | 5.500 | 5.500 |
| Jawa Timur | 4.282 | 4.156 | 4.173 | 4.230 | 4.194 | 4.227 |
| Banten | 4.000 | 4.000 | 4.000 | 4.250 | 4.250 | 4.250 |
| Bali | - | - | - | - | - | - |
| Nusa Tenggara Barat | - | - | - | - | - | - |
| Nusa Tenggara Timur | 5.000 | 5.000 | 5.000 | 5.200 | 5.200 | 5.200 |
| Kalimantan Barat | 4.500 | 4.550 | 4.575 | 4.625 | 4.625 | 4.625 |
| Kalimantan Tengah | 4.000 | 4.000 | 4.250 | 4.300 | 4.300 | 4.300 |
| Kalimantan Selatan | 4.417 | 4.417 | 4.417 | 4.417 | 4.583 | 4.583 |
| Kalimantan Timur | 5.500 | 5.500 | 5.675 | 5.675 | 5.675 | 5.675 |
| Sulawesi Utara | - | - | - | - | - | - |
| Sulawesi Tengah | 2.333 | 2.333 | 2.333 | 2.500 | 2.500 | 3.083 |
| Sulawesi Selatan | 2.833 | 2.800 | 2.583 | 2.667 | 2.917 | 3.083 |
| Sulawesi Tenggara | 2.500 | 2.500 | 2.667 | 2.667 | 2.667 | 2.667 |
| Gorontalo | 2.333 | 2.333 | 2.333 | 2.333 | 2.417 | 2.417 |
| Sulawesi Barat | 4.000 | 3.750 | 2.625 | 2.750 | 2.750 | 3.188 |
| Maluku | 4.500 | 4.409 | 4.423 | 4.423 | 4.500 | 4.346 |
| Maluku Utara | 3.750 | 3.750 | 3.813 | 3.813 | 3.688 | 4.250 |
| Papua Barat | 3.000 | 3.000 | 3.000 | 3.250 | 3.250 | 3.250 |
| Papua | - | - | - | - | - | - |
| Nasional | 3.935 | 3.977 | 3.952 | 4.023 | 4.041 | 4.197 |

Tabel 7.5: Lanjutan

| Provinsi | Juli | Agustus | September | Oktober | November | Desember | Rata-rata |
|--------------------------|--------------|----------------|------------------|----------------|-----------------|-----------------|------------------|
| (1) | (8) | (9) | (10) | (11) | (12) | (13) | (14) |
| Nanggroe Aceh Darussalam | 4.167 | 4.167 | 4.167 | 4.167 | 4.167 | 4.000 | 4.014 |
| Sumatera Utara | 6.420 | 6.420 | 6.360 | 6.360 | 6.360 | 6.360 | 5.755 |
| Sumatera Barat | 4.750 | 4.750 | 4.750 | 4.750 | 4.750 | 4.750 | 4.688 |
| Riau | 5.167 | 4.727 | 4.727 | 4.818 | 3.714 | 3.833 | 4.514 |
| Jambi | - | - | - | - | - | - | - |
| Sumatera Selatan | 3.600 | 3.600 | 3.714 | 3.714 | 3.714 | 3.714 | 3.562 |
| Bengkulu | 2.500 | 2.750 | 2.750 | 2.750 | 2.750 | 2.750 | 2.563 |
| Lampung | 3.929 | 3.929 | 3.929 | 4.071 | 4.143 | 4.071 | 3.970 |
| Bangka Belitung | 5.100 | 5.100 | 5.100 | 5.100 | 5.100 | 5.100 | 5.071 |
| Kepulauan Riau | - | - | - | - | - | - | - |
| Jawa Barat | 4.815 | 5.111 | 5.640 | 5.609 | 5.609 | 4.579 | 5.025 |
| Jawa Tengah | 4.276 | 4.351 | 4.255 | 4.517 | 4.509 | 4.464 | 4.241 |
| D. I. Yogyakarta | 5.500 | 5.500 | 5.500 | 5.500 | 5.500 | 5.500 | 5.472 |
| Jawa Timur | 4.373 | 4.373 | 4.373 | 4.373 | 4.462 | 4.400 | 4.301 |
| Banten | 4.250 | 4.250 | 4.250 | 4.250 | 4.250 | 4.250 | 4.188 |
| Bali | - | - | - | - | - | - | - |
| Nusa Tenggara Barat | - | - | - | - | - | - | - |
| Nusa Tenggara Timur | 5.200 | 5.200 | 5.500 | 5.500 | 5.500 | 5.500 | 5.250 |
| Kalimantan Barat | 4.625 | 4.625 | 4.625 | 4.625 | 4.625 | 4.625 | 4.604 |
| Kalimantan Tengah | 4.300 | 4.300 | 4.300 | 4.300 | 4.500 | 4.500 | 4.279 |
| Kalimantan Selatan | 4.583 | 4.583 | 4.583 | 4.583 | 4.583 | 4.583 | 4.528 |
| Kalimantan Timur | 5.675 | 5.675 | 5.675 | 5.675 | 5.675 | 5.675 | 5.646 |
| Sulawesi Utara | - | - | - | - | - | - | - |
| Sulawesi Tengah | 3.083 | 3.083 | 3.083 | 3.083 | 3.083 | 3.083 | 2.799 |
| Sulawesi Selatan | 3.167 | 3.167 | 3.333 | 3.333 | 3.500 | 3.500 | 3.074 |
| Sulawesi Tenggara | 2.667 | 2.667 | 2.667 | 2.667 | 2.667 | 2.667 | 2.639 |
| Gorontalo | 2.417 | 2.417 | 2.417 | 2.417 | 2.417 | 2.417 | 2.389 |
| Sulawesi Barat | 3.188 | 3.188 | 3.188 | 3.188 | 3.313 | 3.313 | 3.203 |
| Maluku | 4.346 | 5.750 | 5.750 | 5.750 | 4.000 | 4.000 | 4.683 |
| Maluku Utara | 4.250 | 4.250 | 4.250 | 4.250 | 4.250 | 4.333 | 4.054 |
| Papua Barat | 3.250 | 3.250 | 3.250 | 3.250 | 3.250 | 3.250 | 3.188 |
| Papua | - | - | - | - | - | - | - |
| Nasional | 4.215 | 4.276 | 4.313 | 4.331 | 4.246 | 4.201 | 4.142 |

Tabel 7.6
Harga Konsumen Pedesaan Kelompok Transportasi dan Komunikasi, 2008
Oli/Pelumas (Rp/Botol= 1 Liter)

| Provinsi | Januari | Februari | Maret | April | Mei | Juni |
|--------------------------|---------------|---------------|---------------|---------------|---------------|---------------|
| (1) | (2) | (3) | (4) | (5) | (6) | (7) |
| Nanggroe Aceh Darussalam | 26.462 | 26.944 | 27.053 | 27.053 | 27.158 | 27.263 |
| Sumatera Utara | 25.579 | 25.773 | 25.517 | 25.586 | 26.300 | 28.100 |
| Sumatera Barat | 24.200 | 23.395 | 23.658 | 24.333 | 24.400 | 24.955 |
| Riau | 27.107 | 27.375 | 27.667 | 27.389 | 27.368 | 27.895 |
| Jambi | 23.750 | 24.615 | 24.964 | 25.344 | 25.344 | 26.438 |
| Sumatera Selatan | 26.500 | 26.000 | 26.000 | 25.923 | 26.215 | 26.287 |
| Bengkulu | 25.800 | 25.800 | 25.800 | 25.917 | 25.800 | 25.900 |
| Lampung | 27.909 | 27.538 | 26.933 | 26.933 | 26.933 | 29.233 |
| Bangka Belitung | 24.417 | 24.357 | 24.467 | 24.467 | 24.735 | 25.412 |
| Kepulauan Riau | 25.250 | 25.250 | 25.250 | 26.688 | 26.056 | 27.389 |
| Jawa Barat | 25.013 | 25.131 | 25.043 | 25.100 | 25.039 | 25.998 |
| Jawa Tengah | 24.585 | 24.498 | 24.889 | 25.075 | 25.300 | 26.119 |
| D. I. Yogyakarta | 25.500 | 24.964 | 23.400 | 23.400 | 24.667 | 25.800 |
| Jawa Timur | 23.975 | 23.840 | 24.094 | 24.309 | 24.472 | 25.843 |
| Banten | 25.750 | 25.778 | 25.778 | 26.048 | 26.227 | 26.545 |
| Bali | 24.833 | 24.077 | 24.346 | 26.500 | 26.469 | 26.972 |
| Nusa Tenggara Barat | 20.250 | 24.333 | 23.964 | 24.295 | 24.404 | 25.365 |
| Nusa Tenggara Timur | 26.000 | 26.571 | 26.300 | 26.952 | 27.203 | 27.141 |
| Kalimantan Barat | 24.905 | 24.789 | 24.750 | 24.786 | 24.250 | 24.250 |
| Kalimantan Tengah | 26.000 | 26.000 | 27.333 | 27.429 | 27.571 | 28.067 |
| Kalimantan Selatan | 22.500 | 24.333 | 24.136 | 23.605 | 23.500 | 24.477 |
| Kalimantan Timur | 25.333 | 26.357 | 26.611 | 26.611 | 26.722 | 28.000 |
| Sulawesi Utara | 22.864 | 22.864 | 23.364 | 23.091 | 23.321 | 24.429 |
| Sulawesi Tengah | 25.500 | 25.583 | 25.879 | 25.850 | 26.033 | 27.100 |
| Sulawesi Selatan | 25.455 | 25.308 | 25.231 | 24.800 | 24.889 | 26.389 |
| Sulawesi Tenggara | 24.125 | 25.054 | 24.924 | 24.917 | 24.823 | 25.389 |
| Gorontalo | 22.500 | 22.929 | 23.556 | 23.450 | 23.542 | 25.231 |
| Sulawesi Barat | 24.722 | 25.806 | 26.417 | 26.280 | 26.115 | 26.429 |
| Maluku | 23.350 | 24.125 | 25.000 | 25.094 | 25.265 | 26.353 |
| Maluku Utara | 25.778 | 25.778 | 25.714 | 25.925 | 26.500 | 27.971 |
| Papua Barat | 29.800 | 29.286 | 29.286 | 29.000 | 30.083 | 31.615 |
| Papua | 28.667 | 28.286 | 27.273 | 27.273 | 26.200 | 28.400 |
| Nasional | 25.137 | 25.398 | 25.456 | 25.607 | 25.716 | 26.649 |

Tabel 7.6: Lanjutan

| Provinsi | Juli | Agustus | September | Oktober | November | Desember | Rata-rata |
|--------------------------|---------------|----------------|------------------|----------------|-----------------|-----------------|------------------|
| (1) | (8) | (9) | (10) | (11) | (12) | (13) | (14) |
| Nanggroe Aceh Darussalam | 28.650 | 28.850 | 28.600 | 28.600 | 29.250 | 29.400 | 27.940 |
| Sumatera Utara | 28.167 | 28.167 | 28.233 | 28.267 | 28.233 | 28.233 | 27.180 |
| Sumatera Barat | 25.659 | 25.674 | 26.396 | 26.521 | 26.313 | 26.289 | 25.149 |
| Riau | 28.500 | 28.825 | 29.432 | 29.477 | 29.088 | 29.324 | 28.287 |
| Jambi | 25.875 | 27.556 | 27.667 | 27.167 | 26.611 | 27.056 | 26.032 |
| Sumatera Selatan | 26.547 | 25.912 | 26.000 | 26.000 | 26.059 | 26.059 | 26.125 |
| Bengkulu | 26.100 | 26.100 | 26.600 | 26.600 | 26.900 | 29.375 | 26.391 |
| Lampung | 29.233 | 29.300 | 29.607 | 30.708 | 30.500 | 30.500 | 28.777 |
| Bangka Belitung | 25.579 | 25.526 | 25.810 | 25.976 | 26.354 | 26.458 | 25.296 |
| Kepulauan Riau | 27.389 | 27.389 | 28.500 | 28.450 | 28.550 | 29.150 | 27.109 |
| Jawa Barat | 26.141 | 26.575 | 26.868 | 26.957 | 27.080 | 27.381 | 26.027 |
| Jawa Tengah | 26.606 | 27.006 | 27.052 | 27.046 | 27.090 | 27.449 | 26.060 |
| D. I. Yogyakarta | 26.667 | 26.611 | 26.889 | 26.944 | 27.333 | 27.472 | 25.804 |
| Jawa Timur | 26.357 | 26.615 | 26.901 | 26.949 | 27.102 | 27.377 | 25.653 |
| Banten | 27.636 | 28.318 | 28.682 | 28.739 | 28.783 | 28.783 | 27.256 |
| Bali | 28.029 | 27.806 | 28.206 | 28.344 | 29.219 | 29.406 | 27.017 |
| Nusa Tenggara Barat | 25.708 | 25.896 | 25.938 | 26.438 | 26.438 | 26.438 | 24.956 |
| Nusa Tenggara Timur | 28.422 | 29.400 | 29.656 | 29.939 | 30.000 | 30.323 | 28.159 |
| Kalimantan Barat | 25.000 | 25.357 | 25.607 | 26.214 | 26.214 | 26.250 | 25.198 |
| Kalimantan Tengah | 28.059 | 28.941 | 28.941 | 29.237 | 29.237 | 29.237 | 28.004 |
| Kalimantan Selatan | 25.545 | 26.738 | 27.583 | 27.780 | 28.060 | 27.881 | 25.512 |
| Kalimantan Timur | 28.000 | 28.000 | 28.765 | 28.882 | 28.882 | 28.882 | 27.587 |
| Sulawesi Utara | 24.429 | 24.429 | 24.786 | 25.464 | 25.464 | 26.850 | 24.279 |
| Sulawesi Tengah | 28.167 | 28.250 | 28.333 | 28.350 | 28.433 | 29.033 | 27.209 |
| Sulawesi Selatan | 27.050 | 27.450 | 27.900 | 27.857 | 28.444 | 28.333 | 26.592 |
| Sulawesi Tenggara | 25.271 | 25.604 | 25.604 | 25.813 | 25.771 | 26.833 | 25.344 |
| Gorontalo | 26.269 | 27.269 | 27.269 | 28.294 | 28.294 | 28.417 | 25.585 |
| Sulawesi Barat | 27.000 | 28.296 | 28.037 | 28.111 | 28.259 | 28.667 | 27.012 |
| Maluku | 25.882 | 27.375 | 28.000 | 28.625 | 28.625 | 28.625 | 26.360 |
| Maluku Utara | 27.971 | 27.971 | 27.971 | 27.971 | 27.971 | 27.969 | 27.124 |
| Papua Barat | 33.154 | 33.538 | 33.923 | 33.923 | 33.923 | 33.923 | 31.788 |
| Papua | 28.083 | 27.250 | 27.417 | 28.667 | 29.083 | 29.083 | 27.973 |
| Nasional | 27.098 | 27.437 | 27.724 | 27.947 | 28.049 | 28.327 | 26.712 |

Tabel 7.7
Harga Konsumen Pedesaan Kelompok Transportasi dan Komunikasi, 2008
Ongkos Ojek Motor (Rp/ 1 kali perjalanan < 5 km)

| Provinsi | Januari | Februari | Maret | April | Mei | Juni |
|--------------------------|--------------|--------------|--------------|--------------|--------------|--------------|
| (1) | (2) | (3) | (4) | (5) | (6) | (7) |
| Nanggroe Aceh Darussalam | 3.500 | 3.500 | 3.400 | 3.400 | 3.400 | 3.400 |
| Sumatera Utara | 5.000 | 5.000 | 5.000 | 5.000 | 5.000 | 5.286 |
| Sumatera Barat | 5.000 | 5.000 | 5.000 | 5.000 | 5.000 | 5.167 |
| Riau | 4.333 | 4.875 | 4.875 | 5.278 | 5.444 | 5.556 |
| Jambi | 3.000 | 3.286 | 2.750 | 2.750 | 3.000 | 3.625 |
| Sumatera Selatan | 4.300 | 4.300 | 4.300 | 4.450 | 4.450 | 4.450 |
| Bengkulu | 4.667 | 4.000 | 4.200 | 5.500 | 4.400 | 4.900 |
| Lampung | 6.800 | 6.800 | 6.800 | 6.800 | 6.800 | 7.200 |
| Bangka Belitung | 6.000 | 6.500 | 6.500 | 6.500 | 6.500 | 7.333 |
| Kepulauan Riau | 6.000 | 6.667 | 6.667 | 6.667 | 6.667 | 9.000 |
| Jawa Barat | 4.957 | 4.960 | 4.960 | 4.963 | 4.643 | 5.304 |
| Jawa Tengah | 6.000 | 6.110 | 5.802 | 5.740 | 5.770 | 6.592 |
| D. I. Yogyakarta | 6.663 | 6.663 | 6.663 | 6.663 | 6.663 | 6.663 |
| Jawa Timur | 5.740 | 6.257 | 6.192 | 6.134 | 6.364 | 7.522 |
| Banten | 6.000 | 5.200 | 5.200 | 5.917 | 5.917 | 6.750 |
| Bali | 5.000 | 5.143 | 5.143 | 6.375 | 6.375 | 6.750 |
| Nusa Tenggara Barat | 3.556 | 3.556 | 3.556 | 3.556 | 3.556 | 3.556 |
| Nusa Tenggara Timur | 3.100 | 3.077 | 2.933 | 3.000 | 3.000 | 3.214 |
| Kalimantan Barat | 6.455 | 6.455 | 6.455 | 6.455 | 6.455 | 6.455 |
| Kalimantan Tengah | 7.500 | 7.500 | 7.500 | 7.600 | 7.600 | 7.600 |
| Kalimantan Selatan | 7.500 | 7.500 | 5.750 | 7.857 | 7.100 | 8.400 |
| Kalimantan Timur | 6.000 | 5.750 | 5.800 | 5.800 | 6.000 | 6.500 |
| Sulawesi Utara | 4.600 | 4.000 | 4.000 | 4.000 | 3.500 | 4.125 |
| Sulawesi Tengah | 4.154 | 3.679 | 3.313 | 3.400 | 3.400 | 4.179 |
| Sulawesi Selatan | 2.600 | 2.667 | 2.667 | 2.571 | 2.889 | 3.556 |
| Sulawesi Tenggara | 2.833 | 2.778 | 3.050 | 2.824 | 2.882 | 3.000 |
| Gorontalo | 3.000 | 3.250 | 3.875 | 3.300 | 3.083 | 3.833 |
| Sulawesi Barat | 4.200 | 4.200 | 4.200 | 4.200 | 4.350 | 4.350 |
| Maluku | 4.846 | 4.923 | 5.000 | 5.000 | 5.000 | 5.385 |
| Maluku Utara | 6.444 | 6.444 | 6.444 | 6.556 | 6.556 | 6.556 |
| Papua Barat | 4.429 | 4.429 | 4.429 | 4.429 | 4.429 | 4.429 |
| Papua | 6.250 | 6.333 | 6.333 | 6.333 | 6.333 | 6.333 |
| Nasional | 5.013 | 5.025 | 4.961 | 5.125 | 5.079 | 5.530 |

Tabel 7.7: Lanjutan

| Provinsi | Juli | Agustus | September | Oktober | November | Desember | Rata-rata |
|--------------------------|--------------|----------------|------------------|----------------|-----------------|-----------------|------------------|
| (1) | (8) | (9) | (10) | (11) | (12) | (13) | (14) |
| Nanggroe Aceh Darussalam | 3.800 | 3.800 | 3.800 | 3.800 | 3.800 | 3.500 | 3.592 |
| Sumatera Utara | 5.286 | 5.286 | 5.357 | 5.714 | 5.714 | 5.714 | 5.280 |
| Sumatera Barat | 5.167 | 5.167 | 5.167 | 5.167 | 5.167 | 5.167 | 5.097 |
| Riau | 6.111 | 6.200 | 7.333 | 6.778 | 7.143 | 7.143 | 5.922 |
| Jambi | 3.750 | 3.667 | 3.667 | 3.667 | 3.667 | 3.500 | 3.361 |
| Sumatera Selatan | 4.450 | 4.450 | 4.450 | 4.450 | 4.450 | 4.450 | 4.413 |
| Bengkulu | 4.900 | 5.000 | 5.000 | 5.000 | 5.000 | 6.667 | 4.936 |
| Lampung | 7.700 | 7.700 | 7.700 | 7.700 | 7.300 | 7.200 | 7.208 |
| Bangka Belitung | 6.750 | 6.750 | 6.750 | 6.750 | 6.750 | 6.750 | 6.653 |
| Kepulauan Riau | 9.000 | 9.000 | 9.000 | 9.250 | 9.250 | 9.250 | 8.035 |
| Jawa Barat | 5.411 | 5.268 | 5.426 | 5.481 | 5.380 | 5.659 | 5.201 |
| Jawa Tengah | 6.796 | 6.538 | 6.635 | 6.833 | 6.931 | 6.990 | 6.395 |
| D. I. Yogyakarta | 6.663 | 6.663 | 6.663 | 6.663 | 6.663 | 6.663 | 6.663 |
| Jawa Timur | 7.789 | 7.852 | 7.852 | 7.864 | 7.852 | 7.852 | 7.106 |
| Banten | 7.250 | 7.333 | 7.333 | 7.500 | 7.500 | 7.500 | 6.617 |
| Bali | 6.813 | 6.813 | 6.813 | 6.813 | 6.813 | 6.813 | 6.305 |
| Nusa Tenggara Barat | 3.556 | 3.556 | 3.556 | 3.556 | 3.556 | 3.556 | 3.556 |
| Nusa Tenggara Timur | 3.643 | 3.846 | 3.846 | 3.885 | 3.750 | 3.962 | 3.438 |
| Kalimantan Barat | 6.455 | 6.455 | 6.455 | 6.455 | 6.455 | 6.455 | 6.455 |
| Kalimantan Tengah | 7.600 | 7.600 | 7.600 | 7.600 | 7.600 | 7.600 | 7.575 |
| Kalimantan Selatan | 8.700 | 8.700 | 8.700 | 8.700 | 8.000 | 8.857 | 7.980 |
| Kalimantan Timur | 7.250 | 7.500 | 7.500 | 7.250 | 7.375 | 7.375 | 6.675 |
| Sulawesi Utara | 4.125 | 4.125 | 4.125 | 4.125 | 4.125 | 2.400 | 3.938 |
| Sulawesi Tengah | 4.250 | 4.250 | 4.429 | 4.500 | 4.500 | 4.500 | 4.046 |
| Sulawesi Selatan | 3.600 | 3.600 | 3.600 | 3.700 | 3.667 | 3.667 | 3.232 |
| Sulawesi Tenggara | 3.214 | 3.214 | 3.214 | 3.429 | 3.357 | 3.300 | 3.091 |
| Gorontalo | 4.000 | 4.167 | 4.167 | 4.800 | 4.800 | 4.800 | 3.923 |
| Sulawesi Barat | 4.350 | 4.350 | 4.350 | 4.350 | 4.350 | 4.350 | 4.300 |
| Maluku | 5.308 | 5.385 | 5.385 | 5.385 | 5.385 | 5.385 | 5.199 |
| Maluku Utara | 6.556 | 6.556 | 6.556 | 6.556 | 6.556 | 6.556 | 6.528 |
| Papua Barat | 4.429 | 4.429 | 4.429 | 4.429 | 4.429 | 4.429 | 4.429 |
| Papua | 6.333 | 6.333 | 6.333 | 6.333 | 6.417 | 6.417 | 6.340 |
| Nasional | 5.656 | 5.673 | 5.725 | 5.765 | 5.741 | 5.763 | 5.421 |

Tabel 7.8
Harga Konsumen Pedesaan Kelompok Transportasi dan Komunikasi, 2008
Biaya Pengiriman (Rp/Bungkus < 500 gram)

| Provinsi | Januari | Februari | Maret | April | Mei | Juni |
|--------------------------|---------------|---------------|---------------|---------------|---------------|---------------|
| (1) | (2) | (3) | (4) | (5) | (6) | (7) |
| Nanggroe Aceh Darussalam | 13.444 | 13.444 | 13.875 | 13.600 | 13.600 | 13.600 |
| Sumatera Utara | 16.683 | 16.683 | 16.683 | 16.700 | 16.700 | 16.700 |
| Sumatera Barat | 10.700 | 10.700 | 10.700 | 10.713 | 10.713 | 10.713 |
| Riau | 10.571 | 10.571 | 10.571 | 10.571 | 10.571 | 10.571 |
| Jambi | 13.188 | 13.143 | 13.143 | 13.833 | 13.833 | 13.833 |
| Sumatera Selatan | 14.350 | 14.350 | 14.350 | 14.350 | 14.517 | 14.517 |
| Bengkulu | 17.333 | 14.450 | 11.567 | 11.567 | 11.567 | 11.567 |
| Lampung | 10.500 | 10.500 | 11.000 | 11.000 | 11.000 | 11.000 |
| Bangka Belitung | 16.067 | 15.533 | 15.533 | 15.533 | 15.356 | 15.356 |
| Kepulauan Riau | 12.250 | 12.250 | 12.250 | 12.250 | 12.250 | 12.583 |
| Jawa Barat | 9.250 | 9.222 | 9.222 | 9.222 | 7.792 | 7.917 |
| Jawa Tengah | 8.929 | 6.286 | 6.345 | 9.935 | 9.633 | 9.818 |
| D. I. Yogyakarta | 9.150 | 9.150 | 9.150 | 9.188 | 9.188 | 9.188 |
| Jawa Timur | 12.467 | 9.887 | 9.906 | 9.928 | 9.928 | 10.462 |
| Banten | - | - | - | - | - | - |
| Bali | 5.494 | 5.494 | 5.494 | 5.533 | 5.533 | 5.533 |
| Nusa Tenggara Barat | 4.100 | 4.100 | 4.100 | 5.013 | 5.013 | 5.263 |
| Nusa Tenggara Timur | 9.717 | 9.717 | 9.717 | 9.717 | 9.750 | 9.750 |
| Kalimantan Barat | 13.075 | 13.338 | 13.200 | 13.283 | 13.283 | 13.283 |
| Kalimantan Tengah | 13.778 | 13.060 | 12.510 | 12.510 | 13.562 | 13.638 |
| Kalimantan Selatan | 10.000 | 10.000 | 10.083 | 10.083 | 10.083 | 10.083 |
| Kalimantan Timur | 12.850 | 12.850 | 12.850 | 12.900 | 12.900 | 12.950 |
| Sulawesi Utara | 11.438 | 11.438 | 11.438 | 11.438 | 11.475 | 11.475 |
| Sulawesi Tengah | 13.075 | 13.075 | 13.075 | 13.117 | 13.117 | 13.117 |
| Sulawesi Selatan | 9.667 | 13.143 | 16.100 | 17.385 | 17.385 | 17.385 |
| Sulawesi Tenggara | 8.800 | 8.800 | 8.800 | 8.800 | 9.050 | 9.083 |
| Gorontalo | 16.750 | 16.750 | 16.750 | 16.750 | 16.813 | 16.813 |
| Sulawesi Barat | 14.929 | 14.929 | 14.929 | 14.957 | 14.957 | 14.957 |
| Maluku | 7.500 | 7.500 | 7.500 | 7.500 | 8.000 | 8.000 |
| Maluku Utara | 12.071 | 12.071 | 12.071 | 12.143 | 12.143 | 12.143 |
| Papua Barat | 24.786 | 24.786 | 24.786 | 24.929 | 24.929 | 24.929 |
| Papua | 22.493 | 22.493 | 22.493 | 22.493 | 22.536 | 22.536 |
| Nasional | 12.432 | 12.249 | 12.264 | 12.482 | 12.489 | 12.541 |

Tabel 7.8: Lanjutan

| Provinsi | Juli | Agustus | September | Oktober | November | Desember | Rata-rata |
|--------------------------|---------------|----------------|------------------|----------------|-----------------|-----------------|------------------|
| (1) | (8) | (9) | (10) | (11) | (12) | (13) | (14) |
| Nanggroe Aceh Darussalam | 13.600 | 13.600 | 13.600 | 13.600 | 13.600 | 11.857 | 13.452 |
| Sumatera Utara | 16.700 | 16.700 | 16.700 | 16.700 | 16.700 | 16.700 | 16.696 |
| Sumatera Barat | 10.713 | 10.713 | 10.713 | 10.713 | 10.713 | 10.713 | 10.709 |
| Riau | 10.571 | 10.667 | 10.667 | 10.667 | 10.667 | 10.667 | 10.611 |
| Jambi | 11.589 | 11.589 | 11.589 | 11.589 | 11.589 | 11.589 | 12.542 |
| Sumatera Selatan | 14.517 | 14.517 | 14.517 | 14.517 | 14.517 | 14.517 | 14.461 |
| Bengkulu | 11.567 | 11.567 | 11.567 | 11.567 | 11.567 | 11.567 | 12.288 |
| Lampung | 11.000 | 11.000 | 11.000 | 11.000 | 11.000 | 11.000 | 10.917 |
| Bangka Belitung | 13.473 | 13.473 | 13.473 | 12.900 | 13.473 | 13.473 | 14.470 |
| Kepulauan Riau | 12.583 | 12.250 | 12.250 | 12.250 | 12.250 | 12.250 | 12.306 |
| Jawa Barat | 7.222 | 7.222 | 7.222 | 7.222 | 7.222 | 7.222 | 7.997 |
| Jawa Tengah | 10.097 | 10.097 | 10.097 | 10.255 | 10.255 | 10.255 | 9.333 |
| D. I. Yogyakarta | 9.188 | 9.188 | 9.188 | 9.188 | 9.188 | 9.188 | 9.178 |
| Jawa Timur | 10.443 | 10.443 | 10.538 | 10.538 | 10.538 | 10.538 | 10.468 |
| Banten | - | - | - | - | - | - | - |
| Bali | 5.533 | 5.533 | 5.533 | 5.533 | 5.533 | 5.533 | 5.524 |
| Nusa Tenggara Barat | 5.263 | 5.263 | 5.263 | 5.263 | 5.263 | 5.263 | 4.930 |
| Nusa Tenggara Timur | 9.750 | 9.750 | 9.750 | 9.750 | 9.750 | 9.750 | 9.739 |
| Kalimantan Barat | 13.283 | 13.283 | 13.283 | 13.283 | 13.283 | 13.283 | 13.264 |
| Kalimantan Tengah | 13.638 | 13.638 | 13.790 | 13.790 | 13.790 | 13.790 | 13.458 |
| Kalimantan Selatan | 10.083 | 10.083 | 10.083 | 10.083 | 10.083 | 10.083 | 10.069 |
| Kalimantan Timur | 12.950 | 12.950 | 12.950 | 12.950 | 12.950 | 12.950 | 12.917 |
| Sulawesi Utara | 11.475 | 11.475 | 11.475 | 11.475 | 11.475 | 11.475 | 11.463 |
| Sulawesi Tengah | 13.117 | 13.117 | 13.117 | 13.117 | 13.117 | 13.117 | 13.106 |
| Sulawesi Selatan | 17.385 | 17.385 | 17.385 | 17.385 | 14.857 | 14.857 | 15.860 |
| Sulawesi Tenggara | 9.083 | 9.083 | 9.083 | 9.083 | 9.083 | 9.083 | 8.986 |
| Gorontalo | 16.813 | 16.813 | 16.813 | 16.813 | 16.813 | 16.813 | 16.792 |
| Sulawesi Barat | 14.957 | 14.957 | 14.957 | 14.957 | 14.957 | 14.957 | 14.950 |
| Maluku | 8.000 | 8.000 | 8.000 | 8.000 | 8.000 | 8.000 | 7.833 |
| Maluku Utara | 12.143 | 12.143 | 12.143 | 12.143 | 12.143 | 12.143 | 12.125 |
| Papua Barat | 24.929 | 24.929 | 24.929 | 24.929 | 24.929 | 24.929 | 24.893 |
| Papua | 22.536 | 22.536 | 22.536 | 22.536 | 22.536 | 22.536 | 22.521 |
| Nasional | 12.394 | 12.386 | 12.394 | 12.380 | 12.317 | 12.261 | 12.382 |

Tabel 7.9
Harga Konsumen Pedesaan Kelompok Transportasi dan Komunikasi, 2008
Voucher Pulsa isi 50 ribu (Rp/Buah)

| Provinsi | Januari | Februari | Maret | April | Mei | Juni |
|--------------------------|---------------|---------------|---------------|---------------|---------------|---------------|
| (1) | (2) | (3) | (4) | (5) | (6) | (7) |
| Nanggroe Aceh Darussalam | 53.000 | 53.083 | 53.083 | 53.083 | 53.083 | 54.000 |
| Sumatera Utara | 51.714 | 51.735 | 51.811 | 51.821 | 51.795 | 51.821 |
| Sumatera Barat | 51.396 | 53.500 | 53.333 | 53.100 | 53.281 | 53.281 |
| Riau | 52.800 | 52.652 | 53.130 | 53.130 | 53.348 | 53.348 |
| Jambi | 54.333 | 54.400 | 53.952 | 53.870 | 53.913 | 53.714 |
| Sumatera Selatan | 52.231 | 52.056 | 51.739 | 51.870 | 51.783 | 51.840 |
| Bengkulu | 53.947 | 54.045 | 54.407 | 54.517 | 54.296 | 54.259 |
| Lampung | 52.040 | 52.040 | 52.040 | 52.000 | 52.125 | 52.040 |
| Bangka Belitung | 54.071 | 54.188 | 54.188 | 54.188 | 54.053 | 52.435 |
| Kepulauan Riau | 53.684 | 53.684 | 53.778 | 53.778 | 53.778 | 53.778 |
| Jawa Barat | 51.412 | 51.449 | 51.444 | 51.409 | 51.380 | 51.474 |
| Jawa Tengah | 50.554 | 50.443 | 50.303 | 50.240 | 50.269 | 50.169 |
| D. I. Yogyakarta | 50.367 | 50.367 | 50.548 | 49.460 | 49.540 | 49.640 |
| Jawa Timur | 50.229 | 50.172 | 50.154 | 50.289 | 50.244 | 50.258 |
| Banten | 53.056 | 53.045 | 53.045 | 53.028 | 53.000 | 52.944 |
| Bali | 49.438 | 49.947 | 50.190 | 49.809 | 49.854 | 49.809 |
| Nusa Tenggara Barat | 53.667 | 52.889 | 53.364 | 52.100 | 52.538 | 52.462 |
| Nusa Tenggara Timur | 51.833 | 51.929 | 52.429 | 52.333 | 52.333 | 50.909 |
| Kalimantan Barat | 52.250 | 52.545 | 52.440 | 52.400 | 52.400 | 52.400 |
| Kalimantan Tengah | 49.333 | 50.067 | 50.176 | 48.737 | 49.091 | 49.640 |
| Kalimantan Selatan | 51.964 | 51.964 | 51.964 | 51.964 | 51.964 | 52.276 |
| Kalimantan Timur | 53.467 | 55.848 | 55.481 | 55.321 | 55.321 | 55.385 |
| Sulawesi Utara | 53.150 | 53.150 | 53.150 | 53.150 | 51.607 | 51.900 |
| Sulawesi Tengah | 53.800 | 53.478 | 52.000 | 53.480 | 53.269 | 53.346 |
| Sulawesi Selatan | 49.643 | 50.111 | 50.524 | 50.524 | 50.680 | 50.625 |
| Sulawesi Tenggara | 50.708 | 50.364 | 50.500 | 50.273 | 50.031 | 49.871 |
| Gorontalo | 53.875 | 53.556 | 53.929 | 53.800 | 54.063 | 54.167 |
| Sulawesi Barat | 50.857 | 52.583 | 52.471 | 52.765 | 52.353 | 52.875 |
| Maluku | 55.625 | 55.625 | 55.625 | 55.250 | 55.063 | 55.789 |
| Maluku Utara | 58.591 | 58.591 | 57.923 | 57.652 | 57.900 | 57.900 |
| Papua Barat | 59.800 | 59.818 | 59.231 | 58.556 | 58.556 | 57.389 |
| Papua | 60.000 | 58.125 | 57.769 | 57.769 | 57.000 | 57.944 |
| Nasional | 52.901 | 53.045 | 53.004 | 52.864 | 52.810 | 52.803 |

Tabel 7.9: Lanjutan

| Provinsi | Juli | Agustus | September | Oktober | November | Desember | Rata-rata |
|--------------------------|---------------|----------------|------------------|----------------|-----------------|-----------------|------------------|
| (1) | (8) | (9) | (10) | (11) | (12) | (13) | (14) |
| Nanggroe Aceh Darussalam | 54.000 | 54.000 | 54.000 | 54.000 | 54.000 | 54.000 | 53.611 |
| Sumatera Utara | 51.846 | 51.846 | 51.846 | 51.949 | 51.821 | 51.821 | 51.819 |
| Sumatera Barat | 53.063 | 52.969 | 53.143 | 53.294 | 53.182 | 53.000 | 53.045 |
| Riau | 53.348 | 53.400 | 53.385 | 53.385 | 50.810 | 50.810 | 52.795 |
| Jambi | 53.714 | 53.571 | 53.571 | 53.571 | 53.571 | 53.550 | 53.811 |
| Sumatera Selatan | 51.960 | 51.960 | 52.000 | 52.000 | 52.077 | 52.077 | 51.966 |
| Bengkulu | 54.556 | 54.778 | 55.125 | 55.083 | 55.083 | 55.091 | 54.599 |
| Lampung | 52.040 | 52.060 | 52.021 | 52.021 | 52.021 | 52.021 | 52.039 |
| Bangka Belitung | 52.385 | 52.385 | 53.000 | 52.862 | 53.129 | 53.161 | 53.337 |
| Kepulauan Riau | 53.778 | 53.778 | 53.778 | 53.778 | 53.778 | 53.778 | 53.762 |
| Jawa Barat | 51.435 | 51.447 | 51.402 | 51.292 | 51.202 | 51.006 | 51.363 |
| Jawa Tengah | 50.393 | 50.414 | 50.442 | 50.476 | 50.551 | 50.466 | 50.393 |
| D. I. Yogyakarta | 50.833 | 50.917 | 51.119 | 49.720 | 49.880 | 49.840 | 50.186 |
| Jawa Timur | 50.212 | 50.213 | 50.166 | 50.177 | 50.164 | 50.196 | 50.206 |
| Banten | 53.056 | 53.000 | 53.000 | 53.056 | 53.028 | 53.083 | 53.028 |
| Bali | 49.826 | 50.444 | 49.804 | 49.783 | 49.783 | 49.783 | 49.872 |
| Nusa Tenggara Barat | 52.462 | 52.462 | 52.462 | 52.462 | 52.500 | 52.154 | 52.627 |
| Nusa Tenggara Timur | 50.476 | 50.400 | 50.400 | 50.400 | 50.400 | 52.176 | 51.335 |
| Kalimantan Barat | 52.640 | 52.400 | 52.440 | 52.440 | 52.440 | 52.440 | 52.436 |
| Kalimantan Tengah | 49.720 | 50.000 | 50.038 | 50.500 | 50.357 | 50.571 | 49.853 |
| Kalimantan Selatan | 52.296 | 52.370 | 52.370 | 52.370 | 52.360 | 52.208 | 52.173 |
| Kalimantan Timur | 55.435 | 55.435 | 55.400 | 55.280 | 55.308 | 55.308 | 55.249 |
| Sulawesi Utara | 51.971 | 51.971 | 51.971 | 51.971 | 51.971 | 53.227 | 52.432 |
| Sulawesi Tengah | 53.346 | 53.231 | 53.231 | 53.231 | 53.231 | 53.231 | 53.239 |
| Sulawesi Selatan | 53.000 | 51.333 | 51.333 | 51.143 | 51.160 | 51.192 | 50.939 |
| Sulawesi Tenggara | 49.750 | 49.750 | 49.833 | 49.875 | 50.167 | 50.615 | 50.145 |
| Gorontalo | 54.222 | 54.294 | 54.294 | 53.500 | 53.412 | 53.316 | 53.869 |
| Sulawesi Barat | 52.875 | 52.875 | 53.000 | 53.000 | 53.000 | 53.000 | 52.638 |
| Maluku | 55.556 | 56.200 | 56.200 | 56.200 | 56.200 | 56.200 | 55.794 |
| Maluku Utara | 57.900 | 57.900 | 57.900 | 57.900 | 57.900 | 58.500 | 58.046 |
| Papua Barat | 57.875 | 57.529 | 57.529 | 57.353 | 57.353 | 57.353 | 58.195 |
| Papua | 57.944 | 57.944 | 58.056 | 58.056 | 57.824 | 58.077 | 58.042 |
| Nasional | 52.935 | 52.915 | 52.946 | 52.879 | 52.802 | 52.914 | 52.901 |

Tabel 7.10
Harga Konsumen Pedesaan Kelompok Transportasi dan Komunikasi, 2008
Jasa Foto Copy (Rp/Lembar)

| Provinsi | Januari | Februari | Maret | April | Mei | Juni |
|--------------------------|------------|------------|------------|------------|------------|------------|
| (1) | (2) | (3) | (4) | (5) | (6) | (7) |
| Nanggroe Aceh Darussalam | 194 | 200 | 197 | 187 | 187 | 187 |
| Sumatera Utara | 200 | 200 | 196 | 200 | 189 | 200 |
| Sumatera Barat | 140 | 142 | 150 | 150 | 150 | 158 |
| Riau | 207 | 207 | 207 | 221 | 221 | 221 |
| Jambi | 190 | 239 | 243 | 243 | 243 | 243 |
| Sumatera Selatan | 188 | 159 | 158 | 169 | 158 | 157 |
| Bengkulu | 180 | 180 | 181 | 181 | 181 | 188 |
| Lampung | 133 | 157 | 145 | 145 | 145 | 150 |
| Bangka Belitung | 242 | 242 | 242 | 242 | 229 | 231 |
| Kepulauan Riau | 331 | 331 | 331 | 331 | 344 | 344 |
| Jawa Barat | 146 | 142 | 143 | 139 | 143 | 184 |
| Jawa Tengah | 109 | 109 | 108 | 113 | 121 | 127 |
| D. I. Yogyakarta | 100 | 100 | 106 | 108 | 111 | 111 |
| Jawa Timur | 162 | 152 | 152 | 151 | 150 | 152 |
| Banten | 150 | 142 | 136 | 145 | 145 | 145 |
| Bali | 113 | 125 | 123 | 118 | 104 | 106 |
| Nusa Tenggara Barat | 148 | 148 | 148 | 148 | 148 | 148 |
| Nusa Tenggara Timur | 214 | 214 | 214 | 214 | 223 | 223 |
| Kalimantan Barat | 258 | 258 | 258 | 258 | 258 | 258 |
| Kalimantan Tengah | 200 | 200 | 200 | 200 | 206 | 206 |
| Kalimantan Selatan | 200 | 181 | 164 | 168 | 164 | 170 |
| Kalimantan Timur | 238 | 221 | 211 | 240 | 240 | 240 |
| Sulawesi Utara | 194 | 194 | 194 | 194 | 194 | 194 |
| Sulawesi Tengah | 228 | 239 | 231 | 225 | 225 | 230 |
| Sulawesi Selatan | 217 | 200 | 192 | 186 | 210 | 215 |
| Sulawesi Tenggara | 221 | 221 | 221 | 221 | 225 | 225 |
| Gorontalo | 290 | 290 | 290 | 290 | 295 | 295 |
| Sulawesi Barat | 250 | 250 | 250 | 256 | 256 | 256 |
| Maluku | 373 | 373 | 373 | 373 | 373 | 373 |
| Maluku Utara | 283 | 283 | 340 | 409 | 444 | 444 |
| Papua Barat | 350 | 330 | 358 | 346 | 343 | 358 |
| Papua | 338 | 338 | 338 | 338 | 338 | 342 |
| Nasional | 212 | 211 | 212 | 216 | 218 | 221 |

Tabel 7.10: Lanjutan

| Provinsi | Juli | Agustus | September | Oktober | November | Desember | Rata-rata |
|--------------------------|-------------|----------------|------------------|----------------|-----------------|-----------------|------------------|
| (1) | (8) | (9) | (10) | (11) | (12) | (13) | (14) |
| Nanggroe Aceh Darussalam | 202 | 202 | 207 | 207 | 207 | 203 | 198 |
| Sumatera Utara | 202 | 202 | 202 | 202 | 202 | 211 | 201 |
| Sumatera Barat | 158 | 158 | 158 | 158 | 158 | 158 | 153 |
| Riau | 221 | 221 | 221 | 221 | 221 | 221 | 218 |
| Jambi | 243 | 263 | 263 | 263 | 250 | 231 | 243 |
| Sumatera Selatan | 164 | 166 | 184 | 184 | 189 | 198 | 173 |
| Bengkulu | 186 | 186 | 186 | 186 | 186 | 200 | 185 |
| Lampung | 150 | 153 | 153 | 158 | 166 | 166 | 152 |
| Bangka Belitung | 238 | 244 | 239 | 239 | 240 | 240 | 239 |
| Kepulauan Riau | 344 | 344 | 344 | 344 | 344 | 344 | 340 |
| Jawa Barat | 144 | 145 | 150 | 140 | 140 | 143 | 147 |
| Jawa Tengah | 129 | 130 | 131 | 128 | 128 | 129 | 122 |
| D. I. Yogyakarta | 122 | 125 | 125 | 125 | 128 | 128 | 116 |
| Jawa Timur | 156 | 157 | 159 | 160 | 162 | 161 | 156 |
| Banten | 160 | 165 | 170 | 170 | 175 | 175 | 156 |
| Bali | 108 | 108 | 108 | 110 | 110 | 113 | 112 |
| Nusa Tenggara Barat | 148 | 148 | 148 | 148 | 148 | 148 | 148 |
| Nusa Tenggara Timur | 223 | 223 | 223 | 223 | 223 | 223 | 220 |
| Kalimantan Barat | 258 | 258 | 258 | 258 | 258 | 258 | 258 |
| Kalimantan Tengah | 206 | 206 | 206 | 206 | 206 | 206 | 204 |
| Kalimantan Selatan | 171 | 171 | 171 | 171 | 175 | 178 | 174 |
| Kalimantan Timur | 240 | 240 | 250 | 255 | 250 | 250 | 240 |
| Sulawesi Utara | 194 | 194 | 194 | 194 | 194 | 194 | 194 |
| Sulawesi Tengah | 231 | 231 | 231 | 231 | 231 | 231 | 230 |
| Sulawesi Selatan | 223 | 223 | 223 | 223 | 222 | 235 | 214 |
| Sulawesi Tenggara | 225 | 225 | 225 | 225 | 225 | 225 | 224 |
| Gorontalo | 295 | 295 | 295 | 295 | 295 | 295 | 293 |
| Sulawesi Barat | 256 | 256 | 256 | 256 | 256 | 256 | 254 |
| Maluku | 373 | 373 | 373 | 373 | 373 | 373 | 373 |
| Maluku Utara | 444 | 444 | 444 | 444 | 444 | 375 | 400 |
| Papua Barat | 358 | 375 | 375 | 375 | 375 | 375 | 360 |
| Papua | 342 | 342 | 342 | 342 | 342 | 342 | 340 |
| Nasional | 222 | 224 | 225 | 225 | 226 | 224 | 220 |

Tabel 7.11
Harga Konsumen Pedesaan Kelompok Transportasi dan Komunikasi, 2008
Ban Dalam Sepeda (Rp/Buah)

| Provinsi | Januari | Februari | Maret | April | Mei | Juni |
|--------------------------|---------------|---------------|---------------|---------------|---------------|---------------|
| (1) | (2) | (3) | (4) | (5) | (6) | (7) |
| Nanggroe Aceh Darussalam | 11.125 | 11.909 | 11.818 | 11.833 | 11.917 | 12.083 |
| Sumatera Utara | 12.778 | 12.200 | 12.000 | 11.750 | 11.615 | 13.615 |
| Sumatera Barat | 11.214 | 14.111 | 12.750 | 10.857 | 11.214 | 12.375 |
| Riau | 14.625 | 14.143 | 13.625 | 13.250 | 13.429 | 13.571 |
| Jambi | 12.000 | 13.950 | 14.111 | 13.125 | 13.125 | 13.125 |
| Sumatera Selatan | 16.167 | 16.333 | 14.667 | 10.750 | 10.750 | 11.000 |
| Bengkulu | 12.714 | 12.714 | 12.375 | 12.667 | 12.375 | 12.375 |
| Lampung | 11.000 | 10.700 | 9.438 | 9.833 | 10.333 | 10.333 |
| Bangka Belitung | 12.600 | 12.600 | 12.600 | 12.600 | 12.600 | 13.050 |
| Kepulauan Riau | 12.333 | 12.800 | 12.800 | 12.800 | 12.800 | 13.600 |
| Jawa Barat | 9.976 | 9.833 | 9.816 | 9.816 | 10.361 | 10.559 |
| Jawa Tengah | 9.858 | 9.925 | 10.059 | 10.074 | 10.184 | 10.727 |
| D. I. Yogyakarta | 9.833 | 11.786 | 11.286 | 11.111 | 10.125 | 10.375 |
| Jawa Timur | 11.524 | 11.391 | 11.624 | 11.637 | 11.809 | 12.194 |
| Banten | 12.417 | 12.583 | 11.750 | 12.333 | 12.375 | 13.333 |
| Bali | 14.563 | 13.100 | 13.150 | 13.250 | 13.250 | 13.400 |
| Nusa Tenggara Barat | 13.464 | 13.464 | 13.321 | 13.321 | 13.750 | 13.786 |
| Nusa Tenggara Timur | 15.450 | 15.450 | 15.450 | 16.650 | 16.650 | 16.650 |
| Kalimantan Barat | 11.806 | 11.324 | 12.206 | 13.382 | 13.147 | 13.147 |
| Kalimantan Tengah | 14.875 | 14.600 | 13.900 | 13.900 | 13.850 | 14.045 |
| Kalimantan Selatan | 10.725 | 10.725 | 10.725 | 10.725 | 10.725 | 10.725 |
| Kalimantan Timur | 14.636 | 14.636 | 14.636 | 14.636 | 14.727 | 15.500 |
| Sulawesi Utara | 10.900 | 11.900 | 11.900 | 11.900 | 11.900 | 12.100 |
| Sulawesi Tengah | 12.286 | 12.300 | 12.188 | 12.188 | 12.313 | 12.500 |
| Sulawesi Selatan | 16.667 | 14.250 | 13.800 | 14.000 | 14.000 | 14.333 |
| Sulawesi Tenggara | 16.333 | 14.529 | 14.833 | 14.813 | 15.125 | 15.643 |
| Gorontalo | 11.167 | 10.750 | 12.400 | 12.000 | 12.000 | 12.167 |
| Sulawesi Barat | 12.063 | 12.929 | 13.350 | 12.850 | 12.850 | 13.350 |
| Maluku | 19.400 | 18.667 | 17.438 | 17.438 | 16.650 | 16.944 |
| Maluku Utara | 17.857 | 17.857 | 19.444 | 19.444 | 19.286 | 19.286 |
| Papua Barat | 21.750 | 23.875 | 26.625 | 22.500 | 21.700 | 24.100 |
| Papua | 21.875 | 21.875 | 21.875 | 21.875 | 21.875 | 22.500 |
| Nasional | 13.624 | 13.725 | 13.686 | 13.416 | 13.400 | 13.828 |

Tabel 7.11: Lanjutan

| Provinsi | Juli | Agustus | September | Oktober | November | Desember | Rata-rata |
|--------------------------|---------------|---------------|---------------|---------------|---------------|---------------|---------------|
| (1) | (8) | (9) | (10) | (11) | (12) | (13) | (14) |
| Nanggroe Aceh Darussalam | 13.083 | 13.083 | 13.083 | 13.083 | 13.083 | 13.100 | 12.434 |
| Sumatera Utara | 13.769 | 14.000 | 14.000 | 14.000 | 14.538 | 14.308 | 13.214 |
| Sumatera Barat | 12.375 | 12.625 | 13.000 | 13.389 | 13.389 | 13.813 | 12.593 |
| Riau | 11.667 | 11.667 | 13.333 | 13.583 | 15.125 | 15.125 | 13.595 |
| Jambi | 13.500 | 14.250 | 14.250 | 14.250 | 14.250 | 14.250 | 13.682 |
| Sumatera Selatan | 11.417 | 11.250 | 11.071 | 11.357 | 11.750 | 11.750 | 12.355 |
| Bengkulu | 14.278 | 14.278 | 14.556 | 14.556 | 15.111 | 14.571 | 13.547 |
| Lampung | 10.333 | 10.333 | 10.333 | 10.875 | 11.286 | 11.286 | 10.507 |
| Bangka Belitung | 13.050 | 13.050 | 13.050 | 13.050 | 13.050 | 13.050 | 12.863 |
| Kepulauan Riau | 13.600 | 13.600 | 13.600 | 13.833 | 13.833 | 14.000 | 13.300 |
| Jawa Barat | 10.767 | 11.200 | 11.313 | 11.567 | 12.233 | 11.500 | 10.745 |
| Jawa Tengah | 10.813 | 10.935 | 10.985 | 11.082 | 11.209 | 11.295 | 10.595 |
| D. I. Yogyakarta | 10.375 | 10.375 | 10.438 | 10.438 | 10.688 | 10.563 | 10.616 |
| Jawa Timur | 12.184 | 12.352 | 12.500 | 12.643 | 12.669 | 12.814 | 12.112 |
| Banten | 12.375 | 13.000 | 13.625 | 13.625 | 13.625 | 13.625 | 12.889 |
| Bali | 13.650 | 13.650 | 13.650 | 13.650 | 13.750 | 14.050 | 13.593 |
| Nusa Tenggara Barat | 13.786 | 13.786 | 13.786 | 13.786 | 13.786 | 13.786 | 13.652 |
| Nusa Tenggara Timur | 17.250 | 17.550 | 17.550 | 17.550 | 17.550 | 17.750 | 16.792 |
| Kalimantan Barat | 13.441 | 13.441 | 13.441 | 13.559 | 13.559 | 13.559 | 13.001 |
| Kalimantan Tengah | 14.182 | 14.545 | 14.545 | 14.545 | 14.545 | 14.545 | 14.340 |
| Kalimantan Selatan | 10.725 | 10.725 | 11.050 | 11.050 | 11.100 | 11.100 | 10.842 |
| Kalimantan Timur | 15.500 | 15.500 | 15.955 | 16.409 | 16.591 | 16.318 | 15.420 |
| Sulawesi Utara | 12.900 | 12.900 | 12.900 | 12.900 | 12.900 | 12.900 | 12.333 |
| Sulawesi Tengah | 12.781 | 12.781 | 12.938 | 13.219 | 13.219 | 13.219 | 12.661 |
| Sulawesi Selatan | 14.333 | 13.429 | 14.143 | 14.143 | 15.800 | 15.800 | 14.558 |
| Sulawesi Tenggara | 15.692 | 15.692 | 16.077 | 16.308 | 16.462 | 17.000 | 15.709 |
| Gorontalo | 12.286 | 12.286 | 12.286 | 12.500 | 12.500 | 12.500 | 12.070 |
| Sulawesi Barat | 14.350 | 14.450 | 14.950 | 15.150 | 15.150 | 15.150 | 13.883 |
| Maluku | 16.944 | 21.250 | 21.250 | 21.250 | 21.250 | 21.250 | 19.144 |
| Maluku Utara | 19.286 | 19.286 | 19.286 | 19.286 | 19.286 | 17.000 | 18.884 |
| Papua Barat | 24.625 | 24.625 | 24.625 | 24.625 | 24.625 | 24.625 | 24.025 |
| Papua | 22.500 | 22.500 | 22.500 | 22.500 | 22.500 | 22.500 | 22.240 |
| Nasional | 13.994 | 14.200 | 14.377 | 14.492 | 14.700 | 14.628 | 14.006 |

Tabel 7.12
Harga Konsumen Pedesaan Kelompok Transportasi dan Komunikasi, 2008
Ban Luar Sepeda (Rp/Buah)

| Provinsi | Januari | Februari | Maret | April | Mei | Juni |
|--------------------------|---------------|---------------|---------------|---------------|---------------|---------------|
| (1) | (2) | (3) | (4) | (5) | (6) | (7) |
| Nanggroe Aceh Darussalam | 34.222 | 31.417 | 27.917 | 23.917 | 23.833 | 23.833 |
| Sumatera Utara | 24.700 | 24.333 | 24.200 | 22.818 | 23.250 | 25.667 |
| Sumatera Barat | 27.222 | 25.182 | 26.100 | 27.000 | 28.111 | 28.222 |
| Riau | 31.667 | 31.667 | 31.667 | 31.667 | 31.667 | 31.667 |
| Jambi | 22.643 | 25.250 | 23.857 | 23.333 | 23.333 | 23.333 |
| Sumatera Selatan | 21.000 | 22.000 | 21.833 | 24.000 | 24.000 | 24.200 |
| Bengkulu | 28.875 | 31.375 | 32.286 | 34.500 | 32.286 | 32.571 |
| Lampung | 23.750 | 22.500 | 21.333 | 21.000 | 22.333 | 22.333 |
| Bangka Belitung | 20.250 | 20.250 | 20.250 | 20.250 | 22.200 | 23.500 |
| Kepulauan Riau | 27.000 | 27.000 | 27.000 | 27.000 | 27.000 | 27.667 |
| Jawa Barat | 23.762 | 24.568 | 24.786 | 24.841 | 25.643 | 26.800 |
| Jawa Tengah | 22.692 | 22.927 | 23.194 | 23.191 | 23.907 | 24.917 |
| D. I. Yogyakarta | 25.667 | 23.000 | 20.929 | 19.591 | 19.650 | 21.556 |
| Jawa Timur | 25.627 | 25.598 | 25.757 | 26.212 | 26.891 | 27.625 |
| Banten | 33.286 | 29.667 | 29.667 | 33.444 | 34.125 | 35.222 |
| Bali | 35.000 | 33.923 | 33.923 | 36.769 | 38.500 | 38.708 |
| Nusa Tenggara Barat | 30.917 | 29.036 | 29.267 | 29.267 | 30.786 | 26.385 |
| Nusa Tenggara Timur | 38.438 | 38.438 | 38.438 | 37.188 | 38.438 | 36.500 |
| Kalimantan Barat | 28.469 | 27.033 | 26.600 | 26.800 | 27.333 | 27.333 |
| Kalimantan Tengah | 28.833 | 28.227 | 29.400 | 29.400 | 29.400 | 29.182 |
| Kalimantan Selatan | 21.375 | 22.100 | 23.400 | 23.923 | 25.094 | 25.971 |
| Kalimantan Timur | 31.800 | 34.688 | 33.611 | 33.611 | 33.833 | 35.722 |
| Sulawesi Utara | 20.000 | 20.000 | 20.000 | 21.250 | 21.000 | 21.500 |
| Sulawesi Tengah | 29.250 | 29.625 | 28.235 | 28.611 | 29.167 | 29.528 |
| Sulawesi Selatan | 31.889 | 31.889 | 31.889 | 31.889 | 31.889 | 31.889 |
| Sulawesi Tenggara | 25.577 | 26.094 | 26.667 | 26.250 | 26.875 | 29.167 |
| Gorontalo | 28.167 | 27.786 | 29.143 | 28.188 | 28.188 | 28.188 |
| Sulawesi Barat | 23.313 | 24.929 | 26.850 | 26.550 | 26.850 | 27.136 |
| Maluku | 36.100 | 35.917 | 32.875 | 32.875 | 31.500 | 31.600 |
| Maluku Utara | 43.571 | 43.571 | 41.667 | 40.556 | 38.857 | 38.857 |
| Papua Barat | 36.667 | 38.500 | 38.500 | 38.667 | 38.750 | 40.417 |
| Papua | 37.800 | 38.800 | 39.857 | 41.500 | 34.800 | 34.800 |
| Nasional | 28.735 | 28.665 | 28.472 | 28.627 | 28.734 | 29.125 |

Tabel 7.12: Lanjutan

| Provinsi | Juli | Agustus | September | Oktober | November | Desember | Rata-rata |
|--------------------------|---------------|----------------|------------------|----------------|-----------------|-----------------|------------------|
| (1) | (8) | (9) | (10) | (11) | (12) | (13) | (14) |
| Nanggroe Aceh Darussalam | 24.667 | 24.917 | 24.917 | 24.917 | 25.167 | 24.636 | 26.197 |
| Sumatera Utara | 25.667 | 26.286 | 26.500 | 26.500 | 26.714 | 26.857 | 25.291 |
| Sumatera Barat | 28.222 | 29.222 | 30.000 | 30.556 | 30.556 | 28.125 | 28.210 |
| Riau | 31.667 | 31.667 | 31.667 | 31.667 | 31.667 | 31.667 | 31.667 |
| Jambi | 23.333 | 24.167 | 24.167 | 24.167 | 24.167 | 24.167 | 23.826 |
| Sumatera Selatan | 26.833 | 26.667 | 26.833 | 28.714 | 28.714 | 28.714 | 25.292 |
| Bengkulu | 33.714 | 33.714 | 34.071 | 34.071 | 37.643 | 39.583 | 33.724 |
| Lampung | 22.333 | 22.000 | 22.000 | 23.000 | 23.286 | 23.286 | 22.430 |
| Bangka Belitung | 24.833 | 24.833 | 24.833 | 23.800 | 23.591 | 23.818 | 22.701 |
| Kepulauan Riau | 27.667 | 27.667 | 28.600 | 26.000 | 26.000 | 29.200 | 27.317 |
| Jawa Barat | 25.921 | 26.526 | 26.263 | 26.111 | 26.389 | 25.667 | 25.606 |
| Jawa Tengah | 25.242 | 25.463 | 26.082 | 26.559 | 26.860 | 26.925 | 24.830 |
| D. I. Yogyakarta | 21.556 | 21.556 | 21.667 | 24.050 | 23.682 | 23.182 | 22.174 |
| Jawa Timur | 27.881 | 28.313 | 28.396 | 28.396 | 28.862 | 28.791 | 27.362 |
| Banten | 30.250 | 30.875 | 30.875 | 30.875 | 30.875 | 30.875 | 31.670 |
| Bali | 38.708 | 38.708 | 38.708 | 38.708 | 31.636 | 32.091 | 36.282 |
| Nusa Tenggara Barat | 26.385 | 26.385 | 27.346 | 27.346 | 27.346 | 27.346 | 28.151 |
| Nusa Tenggara Timur | 35.667 | 37.333 | 35.000 | 35.000 | 35.000 | 35.000 | 36.703 |
| Kalimantan Barat | 27.467 | 27.467 | 28.250 | 28.467 | 28.467 | 28.467 | 27.679 |
| Kalimantan Tengah | 31.182 | 31.636 | 31.636 | 31.636 | 31.636 | 31.636 | 30.317 |
| Kalimantan Selatan | 25.676 | 25.676 | 26.265 | 26.265 | 26.781 | 23.731 | 24.688 |
| Kalimantan Timur | 35.722 | 35.722 | 35.722 | 35.722 | 36.278 | 35.944 | 34.865 |
| Sulawesi Utara | 21.600 | 21.600 | 21.600 | 20.750 | 20.750 | 25.000 | 21.254 |
| Sulawesi Tengah | 30.083 | 30.083 | 30.222 | 30.583 | 30.583 | 30.583 | 29.713 |
| Sulawesi Selatan | 31.889 | 31.889 | 31.889 | 31.889 | 31.889 | 31.889 | 31.889 |
| Sulawesi Tenggara | 29.107 | 29.107 | 29.821 | 29.964 | 30.536 | 30.375 | 28.295 |
| Gorontalo | 28.563 | 29.188 | 28.188 | 29.333 | 29.333 | 29.000 | 28.605 |
| Sulawesi Barat | 25.950 | 26.350 | 25.950 | 26.650 | 27.250 | 27.250 | 26.252 |
| Maluku | 32.333 | 36.500 | 36.500 | 36.500 | 36.500 | 36.500 | 34.642 |
| Maluku Utara | 38.857 | 38.857 | 38.857 | 38.857 | 38.857 | 40.400 | 40.147 |
| Papua Barat | 40.500 | 40.500 | 40.500 | 40.500 | 40.500 | 40.500 | 39.542 |
| Papua | 36.800 | 38.800 | 38.800 | 38.800 | 42.500 | 43.333 | 38.883 |
| Nasional | 29.259 | 29.677 | 29.754 | 29.886 | 30.000 | 30.142 | 29.256 |

Tabel 7.13
Harga Konsumen Pedesaan Kelompok Transportasi dan Komunikasi, 2008
Ban Dalam Motor (Rp/Buah)

| Provinsi | Januari | Februari | Maret | April | Mei | Juni |
|--------------------------|---------------|---------------|---------------|---------------|---------------|---------------|
| (1) | (2) | (3) | (4) | (5) | (6) | (7) |
| Nanggroe Aceh Darussalam | 24.125 | 22.800 | 24.385 | 24.500 | 24.500 | 25.214 |
| Sumatera Utara | 21.364 | 21.885 | 20.833 | 21.211 | 21.450 | 24.071 |
| Sumatera Barat | 22.222 | 21.900 | 21.700 | 22.208 | 21.667 | 21.750 |
| Riau | 22.171 | 22.743 | 22.775 | 22.689 | 24.420 | 24.620 |
| Jambi | 22.071 | 21.800 | 22.400 | 22.400 | 22.400 | 22.400 |
| Sumatera Selatan | 22.750 | 22.444 | 22.818 | 23.667 | 23.667 | 27.300 |
| Bengkulu | 24.500 | 24.500 | 24.500 | 25.100 | 25.100 | 25.100 |
| Lampung | 22.111 | 22.250 | 22.778 | 22.300 | 22.800 | 23.600 |
| Bangka Belitung | 21.500 | 21.333 | 21.333 | 21.333 | 20.917 | 20.750 |
| Kepulauan Riau | 22.727 | 22.857 | 22.857 | 22.857 | 22.857 | 24.000 |
| Jawa Barat | 21.500 | 21.111 | 20.630 | 20.724 | 21.703 | 23.387 |
| Jawa Tengah | 20.304 | 20.643 | 20.684 | 20.890 | 21.424 | 22.320 |
| D. I. Yogyakarta | 21.400 | 19.500 | 18.917 | 20.438 | 22.444 | 23.900 |
| Jawa Timur | 21.133 | 20.935 | 21.286 | 21.437 | 21.635 | 22.649 |
| Banten | 20.385 | 19.786 | 20.143 | 20.529 | 20.188 | 21.469 |
| Bali | 24.000 | 23.375 | 24.000 | 24.154 | 24.000 | 24.409 |
| Nusa Tenggara Barat | 21.438 | 21.750 | 21.523 | 21.568 | 24.000 | 23.792 |
| Nusa Tenggara Timur | 23.292 | 24.346 | 24.324 | 24.688 | 24.844 | 25.250 |
| Kalimantan Barat | 24.211 | 24.471 | 25.176 | 24.588 | 24.588 | 24.588 |
| Kalimantan Tengah | 20.850 | 20.864 | 23.333 | 23.750 | 23.750 | 25.000 |
| Kalimantan Selatan | 19.850 | 19.458 | 20.033 | 20.028 | 20.447 | 20.588 |
| Kalimantan Timur | 24.375 | 26.000 | 26.000 | 26.000 | 26.538 | 28.231 |
| Sulawesi Utara | 23.818 | 23.818 | 23.818 | 23.818 | 23.818 | 23.818 |
| Sulawesi Tengah | 21.800 | 21.842 | 22.722 | 22.842 | 22.875 | 23.525 |
| Sulawesi Selatan | 23.750 | 24.571 | 24.200 | 24.727 | 24.750 | 25.455 |
| Sulawesi Tenggara | 22.263 | 22.000 | 21.789 | 22.056 | 23.333 | 24.294 |
| Gorontalo | 21.182 | 21.056 | 33.450 | 32.200 | 32.200 | 32.300 |
| Sulawesi Barat | 22.100 | 23.818 | 23.636 | 23.818 | 24.100 | 25.727 |
| Maluku | 28.611 | 29.167 | 29.227 | 29.409 | 29.682 | 29.958 |
| Maluku Utara | 32.444 | 32.444 | 41.545 | 43.000 | 42.444 | 42.444 |
| Papua Barat | 30.000 | 30.000 | 30.100 | 30.071 | 30.071 | 31.214 |
| Papua | 28.833 | 29.714 | 30.333 | 30.375 | 30.429 | 30.429 |
| Nasional | 23.221 | 23.287 | 24.164 | 24.355 | 24.658 | 25.424 |

Tabel 7.13: Lanjutan

| Provinsi | Juli | Agustus | September | Oktober | November | Desember | Rata-rata |
|--------------------------|---------------|----------------|------------------|----------------|-----------------|-----------------|------------------|
| (1) | (8) | (9) | (10) | (11) | (12) | (13) | (14) |
| Nanggroe Aceh Darussalam | 25.643 | 25.786 | 25.786 | 25.786 | 25.786 | 25.583 | 24.991 |
| Sumatera Utara | 24.357 | 24.452 | 24.452 | 24.452 | 24.548 | 24.405 | 23.123 |
| Sumatera Barat | 22.346 | 22.385 | 22.269 | 23.000 | 23.167 | 23.444 | 22.338 |
| Riau | 24.620 | 23.620 | 23.320 | 23.820 | 23.150 | 23.150 | 23.425 |
| Jambi | 23.100 | 24.700 | 24.700 | 24.700 | 24.700 | 24.800 | 23.348 |
| Sumatera Selatan | 27.545 | 28.000 | 28.273 | 28.000 | 28.000 | 28.000 | 25.872 |
| Bengkulu | 25.100 | 25.100 | 25.100 | 25.100 | 25.100 | 25.100 | 24.950 |
| Lampung | 23.700 | 23.600 | 23.600 | 23.222 | 24.556 | 24.875 | 23.283 |
| Bangka Belitung | 20.385 | 20.462 | 20.071 | 19.923 | 20.200 | 20.400 | 20.717 |
| Kepulauan Riau | 24.000 | 24.000 | 24.000 | 24.000 | 24.000 | 25.000 | 23.596 |
| Jawa Barat | 24.742 | 24.767 | 25.276 | 25.207 | 25.357 | 25.385 | 23.316 |
| Jawa Tengah | 22.517 | 22.772 | 22.827 | 23.072 | 23.113 | 23.217 | 21.982 |
| D. I. Yogyakarta | 24.650 | 24.750 | 24.773 | 25.625 | 26.182 | 26.182 | 23.230 |
| Jawa Timur | 23.226 | 23.293 | 23.543 | 23.643 | 24.072 | 24.021 | 22.573 |
| Banten | 22.688 | 23.125 | 24.118 | 24.176 | 24.176 | 24.176 | 22.080 |
| Bali | 24.909 | 24.909 | 25.182 | 27.182 | 27.154 | 27.154 | 25.036 |
| Nusa Tenggara Barat | 24.250 | 24.250 | 24.438 | 24.438 | 24.438 | 24.438 | 23.360 |
| Nusa Tenggara Timur | 26.267 | 28.167 | 28.400 | 28.656 | 30.794 | 31.219 | 26.687 |
| Kalimantan Barat | 24.765 | 25.176 | 25.824 | 26.188 | 26.188 | 26.188 | 25.162 |
| Kalimantan Tengah | 25.800 | 25.800 | 25.857 | 25.750 | 25.875 | 25.875 | 24.375 |
| Kalimantan Selatan | 21.294 | 20.438 | 20.688 | 21.278 | 21.688 | 22.429 | 20.685 |
| Kalimantan Timur | 28.615 | 28.615 | 28.615 | 28.615 | 28.615 | 28.714 | 27.411 |
| Sulawesi Utara | 23.818 | 23.818 | 23.818 | 23.818 | 23.818 | 23.818 | 23.818 |
| Sulawesi Tengah | 24.050 | 24.050 | 24.300 | 24.600 | 24.650 | 24.650 | 23.492 |
| Sulawesi Selatan | 26.000 | 25.700 | 25.636 | 25.700 | 27.125 | 26.000 | 25.301 |
| Sulawesi Tenggara | 23.867 | 23.867 | 23.867 | 23.867 | 23.867 | 25.500 | 23.381 |
| Gorontalo | 33.400 | 22.667 | 22.667 | 23.100 | 23.444 | 23.444 | 26.759 |
| Sulawesi Barat | 25.727 | 26.909 | 26.273 | 26.727 | 26.818 | 27.000 | 25.221 |
| Maluku | 29.958 | 31.333 | 31.333 | 33.000 | 33.000 | 33.000 | 30.640 |
| Maluku Utara | 42.444 | 42.444 | 42.444 | 42.444 | 42.444 | 31.000 | 39.795 |
| Papua Barat | 32.500 | 32.083 | 27.583 | 27.583 | 27.583 | 27.583 | 29.698 |
| Papua | 31.857 | 32.571 | 32.571 | 32.571 | 34.286 | 33.333 | 31.442 |
| Nasional | 25.879 | 25.738 | 25.675 | 25.914 | 26.184 | 25.909 | 25.034 |

Tabel 7.14
Harga Konsumen Pedesaan Kelompok Transportasi dan Komunikasi, 2008
Ban Luar Motor (Rp/Buah)

| Provinsi | Januari | Februari | Maret | April | Mei | Juni |
|--------------------------|----------------|----------------|----------------|----------------|----------------|----------------|
| (1) | (2) | (3) | (4) | (5) | (6) | (7) |
| Nanggroe Aceh Darussalam | 97.000 | 95.417 | 96.154 | 100.000 | 104.643 | 101.667 |
| Sumatera Utara | 103.909 | 106.154 | 106.471 | 105.000 | 105.500 | 112.800 |
| Sumatera Barat | 94.364 | 104.308 | 104.714 | 105.071 | 105.067 | 106.500 |
| Riau | 115.000 | 116.111 | 113.500 | 112.778 | 113.889 | 121.444 |
| Jambi | 108.286 | 111.600 | 111.300 | 111.300 | 111.300 | 103.000 |
| Sumatera Selatan | 112.000 | 111.286 | 112.667 | 111.750 | 111.750 | 114.889 |
| Bengkulu | 133.667 | 133.667 | 133.667 | 133.667 | 133.667 | 133.667 |
| Lampung | 92.818 | 92.864 | 93.909 | 93.545 | 94.455 | 99.000 |
| Bangka Belitung | 109.286 | 106.250 | 106.250 | 106.250 | 105.909 | 105.909 |
| Kepulauan Riau | 113.889 | 115.833 | 115.833 | 115.833 | 114.000 | 118.600 |
| Jawa Barat | 113.385 | 109.833 | 107.450 | 113.629 | 114.694 | 120.117 |
| Jawa Tengah | 95.814 | 99.500 | 100.627 | 102.515 | 105.119 | 108.224 |
| D. I. Yogyakarta | 113.286 | 113.286 | 114.125 | 115.875 | 114.700 | 117.000 |
| Jawa Timur | 95.776 | 97.552 | 98.986 | 100.886 | 102.993 | 107.393 |
| Banten | 105.500 | 100.455 | 101.091 | 101.688 | 103.375 | 107.938 |
| Bali | 102.000 | 106.667 | 108.333 | 109.583 | 111.250 | 113.333 |
| Nusa Tenggara Barat | 95.818 | 99.846 | 101.089 | 102.875 | 111.375 | 117.104 |
| Nusa Tenggara Timur | 128.654 | 132.333 | 128.889 | 130.000 | 130.278 | 131.389 |
| Kalimantan Barat | 159.588 | 159.588 | 159.588 | 159.588 | 159.588 | 159.588 |
| Kalimantan Tengah | 105.000 | 103.333 | 111.923 | 113.077 | 113.077 | 115.000 |
| Kalimantan Selatan | 107.000 | 107.000 | 107.000 | 107.000 | 107.000 | 107.000 |
| Kalimantan Timur | 123.571 | 132.778 | 127.083 | 127.083 | 129.167 | 131.667 |
| Sulawesi Utara | 102.857 | 102.875 | 103.000 | 101.286 | 102.000 | 103.571 |
| Sulawesi Tengah | 120.714 | 121.111 | 120.000 | 119.318 | 119.773 | 121.909 |
| Sulawesi Selatan | 117.500 | 134.167 | 127.778 | 129.375 | 128.500 | 134.444 |
| Sulawesi Tenggara | 121.667 | 123.684 | 123.529 | 124.667 | 124.667 | 133.571 |
| Gorontalo | 114.808 | 114.808 | 114.808 | 114.808 | 114.808 | 114.808 |
| Sulawesi Barat | 132.692 | 133.167 | 126.636 | 127.556 | 128.750 | 134.091 |
| Maluku | 155.000 | 154.444 | 154.444 | 154.444 | 156.667 | 150.500 |
| Maluku Utara | 123.333 | 125.000 | 125.000 | 126.250 | 130.000 | 130.000 |
| Papua Barat | 151.000 | 151.000 | 151.000 | 150.000 | 150.000 | 154.286 |
| Papua | 145.000 | 148.333 | 142.222 | 145.000 | 126.667 | 126.667 |
| Nasional | 115.943 | 117.633 | 117.158 | 117.866 | 118.270 | 120.534 |

Tabel 7.14: Lanjutan

| Provinsi | Juli | Agustus | September | Oktober | November | Desember | Rata-rata |
|--------------------------|----------------|----------------|------------------|----------------|-----------------|-----------------|------------------|
| (1) | (8) | (9) | (10) | (11) | (12) | (13) | (14) |
| Nanggroe Aceh Darussalam | 105.000 | 106.333 | 107.000 | 107.000 | 107.000 | 103.846 | 102.588 |
| Sumatera Utara | 114.800 | 115.500 | 116.000 | 117.381 | 119.095 | 119.762 | 111.864 |
| Sumatera Barat | 109.200 | 110.867 | 106.438 | 109.200 | 107.357 | 105.300 | 105.699 |
| Riau | 121.667 | 123.125 | 125.000 | 126.000 | 115.000 | 115.000 | 118.209 |
| Jambi | 103.909 | 107.545 | 107.545 | 107.545 | 107.545 | 107.545 | 108.202 |
| Sumatera Selatan | 113.900 | 113.900 | 118.400 | 118.400 | 125.000 | 125.000 | 115.745 |
| Bengkulu | 133.667 | 133.667 | 133.667 | 133.667 | 133.667 | 133.667 | 133.667 |
| Lampung | 100.364 | 100.364 | 100.364 | 100.364 | 103.091 | 103.091 | 97.852 |
| Bangka Belitung | 104.167 | 105.417 | 106.538 | 107.083 | 100.154 | 102.077 | 105.441 |
| Kepulauan Riau | 117.000 | 117.000 | 134.167 | 136.000 | 136.000 | 136.000 | 122.513 |
| Jawa Barat | 122.621 | 124.600 | 133.034 | 134.464 | 135.357 | 135.192 | 122.031 |
| Jawa Tengah | 109.821 | 113.413 | 114.609 | 117.193 | 117.445 | 117.465 | 108.479 |
| D. I. Yogyakarta | 117.000 | 118.000 | 121.455 | 121.909 | 126.455 | 128.273 | 118.447 |
| Jawa Timur | 110.051 | 112.833 | 115.470 | 116.273 | 116.638 | 117.803 | 107.721 |
| Banten | 112.125 | 113.563 | 121.412 | 122.000 | 122.588 | 123.765 | 111.291 |
| Bali | 119.167 | 119.167 | 120.833 | 124.250 | 124.154 | 126.077 | 115.401 |
| Nusa Tenggara Barat | 122.938 | 122.938 | 126.000 | 129.333 | 129.333 | 129.333 | 115.665 |
| Nusa Tenggara Timur | 139.412 | 143.059 | 143.059 | 139.000 | 142.056 | 142.176 | 135.859 |
| Kalimantan Barat | 159.588 | 159.588 | 159.588 | 159.588 | 159.588 | 159.588 | 159.588 |
| Kalimantan Tengah | 119.000 | 119.667 | 119.667 | 121.875 | 121.875 | 121.875 | 115.447 |
| Kalimantan Selatan | 107.000 | 107.000 | 107.000 | 107.000 | 107.000 | 107.000 | 107.000 |
| Kalimantan Timur | 132.500 | 132.500 | 132.500 | 132.500 | 132.500 | 133.846 | 130.641 |
| Sulawesi Utara | 103.571 | 107.143 | 107.143 | 116.250 | 116.875 | 129.000 | 107.964 |
| Sulawesi Tengah | 123.955 | 125.318 | 127.136 | 129.636 | 131.091 | 131.091 | 124.254 |
| Sulawesi Selatan | 140.000 | 139.444 | 135.500 | 133.500 | 143.125 | 139.286 | 133.552 |
| Sulawesi Tenggara | 130.769 | 131.538 | 133.846 | 133.846 | 133.846 | 140.455 | 129.674 |
| Gorontalo | 114.808 | 114.808 | 114.808 | 114.808 | 114.808 | 114.808 | 114.808 |
| Sulawesi Barat | 145.000 | 146.818 | 152.500 | 140.625 | 145.500 | 152.500 | 138.820 |
| Maluku | 153.500 | 153.571 | 153.571 | 155.714 | 155.714 | 155.714 | 154.440 |
| Maluku Utara | 130.000 | 130.000 | 130.000 | 130.000 | 130.000 | 130.000 | 128.299 |
| Papua Barat | 160.000 | 156.667 | 156.667 | 156.667 | 156.667 | 163.333 | 154.774 |
| Papua | 130.000 | 134.167 | 134.167 | 134.167 | 136.667 | 134.000 | 136.421 |
| Nasional | 122.703 | 123.735 | 125.471 | 126.039 | 126.662 | 127.621 | 121.636 |

Tabel 7.15
Harga Konsumen Pedesaan Kelompok Transportasi dan Komunikasi, 2008
Ongkos Servis Motor (Rp/1 Kali Servis)

| Provinsi | Januari | Februari | Maret | April | Mei | Juni |
|--------------------------|---------------|---------------|---------------|---------------|---------------|---------------|
| (1) | (2) | (3) | (4) | (5) | (6) | (7) |
| Nanggroe Aceh Darussalam | 42.727 | 42.727 | 42.727 | 42.727 | 42.727 | 43.182 |
| Sumatera Utara | 44.941 | 44.941 | 44.941 | 44.941 | 45.647 | 49.353 |
| Sumatera Barat | 36.706 | 36.706 | 36.824 | 36.824 | 36.824 | 36.824 |
| Riau | 41.786 | 41.786 | 41.786 | 41.786 | 41.786 | 41.786 |
| Jambi | 35.714 | 39.167 | 41.364 | 41.364 | 41.364 | 41.364 |
| Sumatera Selatan | 42.083 | 42.083 | 42.083 | 42.083 | 42.083 | 42.083 |
| Bengkulu | 36.111 | 36.889 | 36.889 | 36.889 | 36.889 | 36.889 |
| Lampung | 33.846 | 33.846 | 33.846 | 33.846 | 33.846 | 33.846 |
| Bangka Belitung | 42.688 | 42.688 | 42.688 | 42.688 | 42.688 | 42.688 |
| Kepulauan Riau | 38.333 | 38.333 | 38.333 | 40.000 | 40.000 | 40.000 |
| Jawa Barat | 27.214 | 26.939 | 26.886 | 26.886 | 27.730 | 29.083 |
| Jawa Tengah | 23.000 | 23.061 | 23.194 | 23.144 | 23.632 | 24.084 |
| D. I. Yogyakarta | 26.000 | 26.000 | 25.500 | 24.875 | 25.625 | 24.875 |
| Jawa Timur | 21.039 | 21.212 | 20.955 | 21.025 | 23.078 | 23.880 |
| Banten | 29.211 | 29.211 | 29.211 | 29.211 | 29.211 | 29.211 |
| Bali | 38.000 | 38.000 | 38.400 | 38.400 | 38.400 | 38.400 |
| Nusa Tenggara Barat | 31.000 | 31.000 | 31.000 | 31.000 | 31.000 | 31.000 |
| Nusa Tenggara Timur | 31.786 | 31.786 | 31.786 | 31.786 | 31.786 | 31.786 |
| Kalimantan Barat | 42.000 | 42.000 | 42.000 | 42.000 | 42.000 | 42.000 |
| Kalimantan Tengah | 42.321 | 42.321 | 42.321 | 42.321 | 42.321 | 42.321 |
| Kalimantan Selatan | 37.846 | 37.846 | 37.846 | 37.846 | 37.846 | 37.846 |
| Kalimantan Timur | 36.786 | 36.786 | 36.786 | 36.429 | 38.214 | 38.214 |
| Sulawesi Utara | 47.500 | 48.300 | 48.300 | 48.300 | 48.300 | 48.300 |
| Sulawesi Tengah | 47.586 | 47.586 | 47.586 | 47.586 | 47.690 | 47.690 |
| Sulawesi Selatan | 31.250 | 35.000 | 33.333 | 33.333 | 31.364 | 31.364 |
| Sulawesi Tenggara | 40.000 | 40.000 | 40.000 | 40.000 | 41.105 | 41.105 |
| Gorontalo | 37.286 | 42.000 | 42.000 | 42.000 | 42.000 | 42.000 |
| Sulawesi Barat | 39.500 | 37.250 | 47.708 | 46.346 | 46.346 | 45.179 |
| Maluku | 41.250 | 41.250 | 41.250 | 41.250 | 41.250 | 41.750 |
| Maluku Utara | 47.500 | 47.500 | 47.500 | 48.500 | 48.500 | 49.600 |
| Papua Barat | 56.538 | 56.538 | 56.538 | 56.538 | 56.538 | 57.308 |
| Papua | 54.545 | 54.545 | 54.545 | 54.545 | 54.545 | 54.545 |
| Nasional | 38.253 | 38.603 | 38.941 | 38.952 | 39.135 | 39.361 |

Tabel 7.15: Lanjutan

| Provinsi | Juli | Agustus | September | Oktober | November | Desember | Rata-rata |
|--------------------------|---------------|----------------|------------------|----------------|-----------------|-----------------|------------------|
| (1) | (8) | (9) | (10) | (11) | (12) | (13) | (14) |
| Nanggroe Aceh Darussalam | 43.364 | 43.364 | 43.364 | 43.364 | 43.364 | 43.364 | 43.083 |
| Sumatera Utara | 49.353 | 49.353 | 49.647 | 49.824 | 49.824 | 49.824 | 47.716 |
| Sumatera Barat | 36.824 | 36.824 | 36.824 | 36.824 | 36.824 | 36.824 | 36.804 |
| Riau | 41.786 | 41.786 | 41.786 | 41.786 | 41.786 | 41.786 | 41.786 |
| Jambi | 44.545 | 45.000 | 45.000 | 45.000 | 45.000 | 45.000 | 42.490 |
| Sumatera Selatan | 42.083 | 42.083 | 42.083 | 42.083 | 42.083 | 42.083 | 42.083 |
| Bengkulu | 36.889 | 36.889 | 36.889 | 36.889 | 36.889 | 36.889 | 36.824 |
| Lampung | 33.846 | 34.615 | 34.615 | 34.615 | 35.000 | 35.000 | 34.231 |
| Bangka Belitung | 42.688 | 42.688 | 42.688 | 41.125 | 41.125 | 41.125 | 42.297 |
| Kepulauan Riau | 40.000 | 40.000 | 40.000 | 40.000 | 40.000 | 40.000 | 39.583 |
| Jawa Barat | 29.529 | 32.324 | 33.531 | 33.531 | 33.938 | 32.346 | 29.995 |
| Jawa Tengah | 23.819 | 24.361 | 24.104 | 24.156 | 24.156 | 24.347 | 23.755 |
| D. I. Yogyakarta | 25.000 | 25.556 | 25.556 | 25.556 | 26.000 | 26.000 | 25.545 |
| Jawa Timur | 24.938 | 24.747 | 24.905 | 25.158 | 25.704 | 25.513 | 23.513 |
| Banten | 29.211 | 29.211 | 29.211 | 29.211 | 29.211 | 29.211 | 29.211 |
| Bali | 38.400 | 38.400 | 38.400 | 38.400 | 38.533 | 38.533 | 38.356 |
| Nusa Tenggara Barat | 31.545 | 31.545 | 31.545 | 31.545 | 31.545 | 31.545 | 31.273 |
| Nusa Tenggara Timur | 31.857 | 31.929 | 31.929 | 31.929 | 31.929 | 31.929 | 31.851 |
| Kalimantan Barat | 42.333 | 42.333 | 42.333 | 42.333 | 42.333 | 42.333 | 42.167 |
| Kalimantan Tengah | 42.321 | 42.321 | 42.321 | 42.321 | 42.321 | 42.321 | 42.321 |
| Kalimantan Selatan | 37.846 | 37.846 | 37.846 | 37.846 | 37.846 | 37.846 | 37.846 |
| Kalimantan Timur | 38.214 | 38.214 | 38.214 | 38.214 | 38.571 | 38.929 | 37.798 |
| Sulawesi Utara | 48.300 | 48.300 | 48.300 | 48.300 | 48.300 | 48.300 | 48.233 |
| Sulawesi Tengah | 48.414 | 48.414 | 48.414 | 48.414 | 48.414 | 48.414 | 48.017 |
| Sulawesi Selatan | 31.364 | 31.364 | 32.273 | 30.417 | 30.000 | 29.375 | 31.703 |
| Sulawesi Tenggara | 41.105 | 41.105 | 41.105 | 41.105 | 41.105 | 41.105 | 40.737 |
| Gorontalo | 42.000 | 42.000 | 42.000 | 56.429 | 62.000 | 62.000 | 46.143 |
| Sulawesi Barat | 46.731 | 57.167 | 57.167 | 57.167 | 57.367 | 57.656 | 49.632 |
| Maluku | 41.750 | 41.750 | 41.750 | 41.750 | 41.750 | 41.750 | 41.542 |
| Maluku Utara | 49.600 | 49.600 | 49.600 | 49.600 | 49.600 | 49.600 | 48.892 |
| Papua Barat | 57.308 | 57.692 | 58.846 | 58.846 | 58.846 | 58.846 | 57.532 |
| Papua | 55.909 | 55.909 | 55.909 | 55.909 | 55.909 | 55.909 | 55.227 |
| Nasional | 39.652 | 40.147 | 40.255 | 40.614 | 40.852 | 40.803 | 39.631 |

Tabel 7.16
Harga Konsumen Pedesaan Kelompok Transportasi dan Komunikasi, 2008
Ongkos Servis Sepeda (Rp/1 Kali Servis)

| Provinsi | Januari | Februari | Maret | April | Mei | Juni |
|--------------------------|--------------|--------------|--------------|--------------|--------------|--------------|
| (1) | (2) | (3) | (4) | (5) | (6) | (7) |
| Nanggroe Aceh Darussalam | 3.400 | 3.333 | 3.000 | 3.333 | 3.333 | 3.286 |
| Sumatera Utara | 3.357 | 3.389 | 3.045 | 3.136 | 3.273 | 3.750 |
| Sumatera Barat | 3.600 | 3.800 | 3.750 | 3.750 | 3.750 | 3.750 |
| Riau | 4.250 | 4.417 | 4.417 | 4.417 | 4.417 | 4.417 |
| Jambi | 3.375 | 3.563 | 3.563 | 3.563 | 3.563 | 3.563 |
| Sumatera Selatan | 4.300 | 4.400 | 4.400 | 4.400 | 4.400 | 4.400 |
| Bengkulu | 4.000 | 4.000 | 4.000 | 4.000 | 4.300 | 4.300 |
| Lampung | 4.250 | 4.250 | 4.500 | 4.500 | 4.500 | 4.500 |
| Bangka Belitung | 4.125 | 4.100 | 4.100 | 4.100 | 4.250 | 4.250 |
| Kepulauan Riau | 4.000 | 4.100 | 4.200 | 4.200 | 4.200 | 4.200 |
| Jawa Barat | 3.154 | 3.471 | 3.444 | 3.444 | 3.389 | 3.656 |
| Jawa Tengah | 3.294 | 3.244 | 3.173 | 3.194 | 3.235 | 3.330 |
| D. I. Yogyakarta | 2.167 | 2.300 | 2.500 | 3.125 | 3.167 | 3.143 |
| Jawa Timur | 4.179 | 4.156 | 4.457 | 4.500 | 4.470 | 4.540 |
| Banten | 3.000 | 3.000 | 3.000 | 3.000 | 3.111 | 3.333 |
| Bali | 5.000 | 4.800 | 4.750 | 5.800 | 5.800 | 5.800 |
| Nusa Tenggara Barat | 3.200 | 3.200 | 3.200 | 3.200 | 3.360 | 3.360 |
| Nusa Tenggara Timur | 4.333 | 4.333 | 3.900 | 3.900 | 3.900 | 3.900 |
| Kalimantan Barat | 4.350 | 4.350 | 4.350 | 4.350 | 4.400 | 4.400 |
| Kalimantan Tengah | 4.227 | 4.318 | 4.318 | 4.318 | 4.318 | 4.318 |
| Kalimantan Selatan | 3.846 | 3.846 | 3.969 | 3.969 | 3.969 | 3.969 |
| Kalimantan Timur | 4.556 | 4.556 | 4.556 | 4.556 | 4.556 | 4.600 |
| Sulawesi Utara | 4.250 | 4.250 | 4.250 | 4.250 | 4.250 | 4.350 |
| Sulawesi Tengah | 4.000 | 4.000 | 4.000 | 4.000 | 4.167 | 4.167 |
| Sulawesi Selatan | 3.500 | 3.500 | 3.500 | 3.500 | 3.500 | 3.500 |
| Sulawesi Tenggara | 4.667 | 4.778 | 4.778 | 4.778 | 4.778 | 5.000 |
| Gorontalo | 3.000 | 3.143 | 3.143 | 3.143 | 3.143 | 3.143 |
| Sulawesi Barat | 3.556 | 3.556 | 3.556 | 3.556 | 3.744 | 3.800 |
| Maluku | 5.000 | 5.000 | 5.000 | 5.000 | 5.125 | 5.125 |
| Maluku Utara | 4.250 | 4.250 | 4.250 | 4.250 | 4.250 | 4.250 |
| Papua Barat | 5.000 | 5.000 | 5.000 | 5.400 | 5.400 | 5.400 |
| Papua | 5.286 | 5.286 | 5.286 | 5.286 | 5.286 | 5.500 |
| Nasional | 3.952 | 3.990 | 3.980 | 4.060 | 4.103 | 4.156 |

Tabel 7.16: Lanjutan

| Provinsi | Juli | Agustus | September | Oktober | November | Desember | Rata-rata |
|--------------------------|--------------|----------------|------------------|----------------|-----------------|-----------------|------------------|
| (1) | (8) | (9) | (10) | (11) | (12) | (13) | (14) |
| Nanggroe Aceh Darussalam | 3.286 | 3.286 | 3.286 | 3.286 | 3.286 | 3.800 | 3.326 |
| Sumatera Utara | 3.773 | 3.818 | 3.818 | 3.909 | 3.909 | 3.909 | 3.591 |
| Sumatera Barat | 3.750 | 3.750 | 3.750 | 3.750 | 3.750 | 3.750 | 3.742 |
| Riau | 4.417 | 4.417 | 4.417 | 4.417 | 4.417 | 4.417 | 4.403 |
| Jambi | 3.563 | 3.563 | 3.563 | 3.563 | 3.563 | 3.563 | 3.547 |
| Sumatera Selatan | 4.400 | 4.400 | 4.400 | 4.420 | 4.420 | 4.420 | 4.397 |
| Bengkulu | 4.300 | 4.300 | 4.300 | 4.300 | 4.300 | 4.300 | 4.200 |
| Lampung | 4.500 | 4.500 | 4.500 | 4.500 | 4.500 | 4.500 | 4.458 |
| Bangka Belitung | 3.929 | 3.929 | 4.063 | 4.063 | 4.889 | 4.889 | 4.224 |
| Kepulauan Riau | 4.200 | 4.200 | 4.200 | 4.200 | 4.200 | 4.200 | 4.175 |
| Jawa Barat | 3.633 | 3.694 | 3.765 | 3.813 | 3.867 | 3.833 | 3.597 |
| Jawa Tengah | 3.310 | 3.302 | 3.327 | 3.365 | 3.415 | 3.404 | 3.299 |
| D. I. Yogyakarta | 2.929 | 3.071 | 3.143 | 3.375 | 3.375 | 3.438 | 2.978 |
| Jawa Timur | 4.650 | 4.720 | 4.740 | 4.870 | 4.918 | 4.220 | 4.535 |
| Banten | 3.389 | 3.389 | 3.563 | 3.688 | 3.688 | 3.688 | 3.321 |
| Bali | 5.800 | 5.800 | 5.800 | 5.800 | 5.333 | 5.333 | 5.485 |
| Nusa Tenggara Barat | 3.360 | 3.360 | 3.360 | 3.360 | 3.360 | 3.360 | 3.307 |
| Nusa Tenggara Timur | 4.125 | 4.125 | 4.125 | 4.125 | 4.125 | 4.125 | 4.085 |
| Kalimantan Barat | 4.400 | 4.400 | 4.400 | 4.400 | 4.400 | 4.400 | 4.383 |
| Kalimantan Tengah | 4.318 | 4.318 | 4.318 | 4.318 | 4.318 | 4.318 | 4.311 |
| Kalimantan Selatan | 3.969 | 3.969 | 3.969 | 3.969 | 3.969 | 3.969 | 3.949 |
| Kalimantan Timur | 4.600 | 4.600 | 4.600 | 4.600 | 4.600 | 4.600 | 4.581 |
| Sulawesi Utara | 4.350 | 4.350 | 4.350 | 4.350 | 4.350 | 4.350 | 4.308 |
| Sulawesi Tengah | 4.167 | 4.167 | 4.167 | 4.167 | 4.167 | 4.167 | 4.111 |
| Sulawesi Selatan | 3.625 | 4.000 | 4.000 | 4.000 | 4.000 | 4.000 | 3.719 |
| Sulawesi Tenggara | 4.667 | 4.667 | 4.667 | 4.667 | 4.667 | 5.000 | 4.759 |
| Gorontalo | 3.143 | 3.143 | 3.143 | 3.143 | 3.143 | 3.143 | 3.131 |
| Sulawesi Barat | 3.800 | 3.800 | 3.800 | 3.800 | 3.811 | 4.033 | 3.734 |
| Maluku | 5.438 | 5.625 | 5.625 | 6.250 | 6.250 | 6.250 | 5.474 |
| Maluku Utara | 4.250 | 4.250 | 4.300 | 4.300 | 4.300 | 4.300 | 4.267 |
| Papua Barat | 5.400 | 5.400 | 5.400 | 5.400 | 5.400 | 5.400 | 5.300 |
| Papua | 5.500 | 5.500 | 5.500 | 5.500 | 5.500 | 6.214 | 5.470 |
| Nasional | 4.154 | 4.182 | 4.199 | 4.240 | 4.256 | 4.290 | 4.130 |

Tabel 7.17
Harga Konsumen Pedesaan Kelompok Transportasi dan Komunikasi, 2008
Ban Dalam Mobil (Rp/Buah)

| Provinsi | Januari | Februari | Maret | April | Mei | Juni |
|--------------------------|---------------|---------------|---------------|---------------|---------------|---------------|
| (1) | (2) | (3) | (4) | (5) | (6) | (7) |
| Nanggroe Aceh Darussalam | 73.571 | 73.571 | 73.571 | 74.286 | 75.000 | 75.000 |
| Sumatera Utara | 72.375 | 72.375 | 72.375 | 73.625 | 73.625 | 73.625 |
| Sumatera Barat | 83.750 | 86.250 | 86.250 | 86.250 | 86.250 | 86.250 |
| Riau | 105.000 | 106.000 | 110.000 | 110.000 | 110.000 | 110.000 |
| Jambi | 110.000 | 112.000 | 113.000 | 115.000 | 115.000 | 115.000 |
| Sumatera Selatan | 90.000 | 90.000 | 90.000 | 96.667 | 96.667 | 96.667 |
| Bengkulu | 80.000 | 80.000 | 85.000 | 90.000 | 90.000 | 90.000 |
| Lampung | 70.000 | 70.000 | 70.000 | 71.667 | 71.667 | 71.667 |
| Bangka Belitung | 90.000 | 90.000 | 90.000 | 90.000 | 91.667 | 91.667 |
| Kepulauan Riau | 75.000 | 75.000 | 75.000 | 80.000 | 85.000 | 95.000 |
| Jawa Barat | 52.000 | 58.000 | 58.000 | 58.000 | 58.000 | 62.000 |
| Jawa Tengah | 64.286 | 64.286 | 64.286 | 64.286 | 65.000 | 65.000 |
| D. I. Yogyakarta | - | - | - | - | - | - |
| Jawa Timur | 56.000 | 56.000 | 56.625 | 57.778 | 54.000 | 58.583 |
| Banten | 73.333 | 73.333 | 73.333 | 73.333 | 76.667 | 76.667 |
| Bali | 85.000 | 85.000 | 85.000 | 87.500 | 90.000 | 92.500 |
| Nusa Tenggara Barat | 110.000 | 115.000 | 120.000 | 120.000 | 120.000 | 120.000 |
| Nusa Tenggara Timur | 117.500 | 117.500 | 118.500 | 118.500 | 118.500 | 118.500 |
| Kalimantan Barat | 56.667 | 58.333 | 58.333 | 58.333 | 58.333 | 61.667 |
| Kalimantan Tengah | 78.750 | 78.750 | 78.750 | 78.750 | 80.000 | 80.000 |
| Kalimantan Selatan | - | - | - | - | - | - |
| Kalimantan Timur | 68.571 | 68.571 | 70.214 | 70.214 | 70.214 | 70.214 |
| Sulawesi Utara | 68.333 | 68.333 | 68.333 | 68.333 | 68.333 | 70.000 |
| Sulawesi Tengah | 64.167 | 65.714 | 65.625 | 66.667 | 66.667 | 67.222 |
| Sulawesi Selatan | 61.667 | 63.333 | 63.333 | 63.333 | 63.333 | 63.333 |
| Sulawesi Tenggara | 60.000 | 56.875 | 56.500 | 60.625 | 61.250 | 68.571 |
| Gorontalo | 60.000 | 60.000 | 60.000 | 60.000 | 60.000 | 60.000 |
| Sulawesi Barat | 52.500 | 52.500 | 78.750 | 78.750 | 78.750 | 55.000 |
| Maluku | 84.375 | 84.375 | 84.375 | 85.625 | 85.625 | 85.625 |
| Maluku Utara | 92.500 | 92.500 | 92.500 | 92.500 | 100.000 | 100.000 |
| Papua Barat | 69.167 | 69.167 | 69.167 | 70.167 | 70.167 | 70.167 |
| Papua | 83.333 | 83.333 | 84.667 | 84.667 | 84.667 | 84.667 |
| Nasional | 76.928 | 77.537 | 79.050 | 80.162 | 80.813 | 81.153 |

Tabel 7.17: Lanjutan

| Provinsi | Juli | Agustus | September | Oktober | November | Desember | Rata-rata |
|--------------------------|---------------|----------------|------------------|----------------|-----------------|-----------------|------------------|
| (1) | (8) | (9) | (10) | (11) | (12) | (13) | (14) |
| Nanggroe Aceh Darussalam | 75.000 | 75.000 | 75.000 | 75.000 | 75.000 | 75.000 | 74.583 |
| Sumatera Utara | 73.625 | 73.625 | 73.625 | 73.625 | 73.625 | 73.625 | 73.313 |
| Sumatera Barat | 86.250 | 86.250 | 86.250 | 86.250 | 86.250 | 86.250 | 86.042 |
| Riau | 110.000 | 110.000 | 110.000 | 110.000 | 115.000 | 115.000 | 110.083 |
| Jambi | 115.000 | 115.000 | 115.000 | 115.000 | 115.000 | 115.000 | 114.167 |
| Sumatera Selatan | 96.667 | 96.667 | 96.667 | 96.667 | 100.000 | 100.000 | 95.556 |
| Bengkulu | 90.000 | 90.000 | 90.000 | 90.000 | 90.000 | 90.000 | 87.917 |
| Lampung | 71.667 | 71.667 | 71.667 | 71.667 | 71.667 | 71.667 | 71.250 |
| Bangka Belitung | 91.667 | 93.333 | 93.333 | 93.333 | 93.333 | 93.333 | 91.806 |
| Kepulauan Riau | 95.000 | 95.000 | 95.000 | 95.000 | 95.000 | 95.000 | 87.917 |
| Jawa Barat | 62.000 | 62.000 | 63.000 | 63.000 | 63.000 | 63.000 | 60.167 |
| Jawa Tengah | 65.000 | 65.000 | 65.000 | 65.000 | 65.000 | 65.000 | 64.762 |
| D. I. Yogyakarta | - | - | - | - | - | - | - |
| Jawa Timur | 61.083 | 61.083 | 61.500 | 61.500 | 61.500 | 62.333 | 58.999 |
| Banten | 76.667 | 76.667 | 76.667 | 76.667 | 76.667 | 76.667 | 75.556 |
| Bali | 92.500 | 92.500 | 92.500 | 95.000 | 95.000 | 95.000 | 90.625 |
| Nusa Tenggara Barat | 120.000 | 120.000 | 120.000 | 120.000 | 120.000 | 120.000 | 118.750 |
| Nusa Tenggara Timur | 118.500 | 118.500 | 118.500 | 118.500 | 118.500 | 118.500 | 118.333 |
| Kalimantan Barat | 61.667 | 61.667 | 65.000 | 65.000 | 65.000 | 65.000 | 61.250 |
| Kalimantan Tengah | 80.000 | 80.000 | 80.000 | 80.000 | 80.000 | 80.000 | 79.583 |
| Kalimantan Selatan | - | - | - | - | - | - | - |
| Kalimantan Timur | 70.214 | 70.214 | 70.214 | 70.214 | 70.214 | 70.214 | 69.940 |
| Sulawesi Utara | 70.000 | 70.000 | 70.000 | 70.000 | 70.000 | 70.000 | 69.306 |
| Sulawesi Tengah | 68.889 | 68.889 | 68.889 | 68.889 | 68.889 | 68.889 | 67.450 |
| Sulawesi Selatan | 63.333 | 63.333 | 63.333 | 63.333 | 63.333 | 63.667 | 63.222 |
| Sulawesi Tenggara | 67.500 | 69.167 | 67.500 | 67.500 | 67.500 | 66.250 | 64.103 |
| Gorontalo | 60.000 | 60.000 | 60.000 | 67.500 | 75.000 | 75.000 | 63.125 |
| Sulawesi Barat | 55.000 | 55.000 | 55.000 | 55.000 | 55.000 | 55.000 | 60.521 |
| Maluku | 85.625 | 85.625 | 85.625 | 85.625 | 85.625 | 85.625 | 85.313 |
| Maluku Utara | 100.000 | 100.000 | 100.000 | 100.000 | 100.000 | 100.000 | 97.500 |
| Papua Barat | 70.167 | 70.167 | 70.167 | 70.167 | 70.167 | 70.167 | 69.917 |
| Papua | 84.667 | 84.667 | 84.667 | 84.667 | 84.667 | 84.667 | 84.444 |
| Nasional | 81.256 | 81.367 | 81.470 | 81.803 | 82.331 | 82.328 | 80.517 |