



Katalog : 8202019

**BULETIN
STATISTIK PERDAGANGAN LUAR NEGERI**

EKSPOR

**MENURUT HARMONIZED SYSTEM
SEPTEMBER 2022**



BADAN PUSAT STATISTIK

**BULETIN
STATISTIK PERDAGANGAN LUAR NEGERI**

EKSPOR

**MENURUT HARMONIZED SYSTEM
SEPTEMBER 2022**



Buletin Statistik Perdagangan Luar Negeri Ekspor Menurut HS, September 2022

ISSN : 2745-3987

No. Publikasi: 06100.2267

Katalog: 8202019

Ukuran Buku: -

Jumlah Halaman: vi + 300 halaman

Naskah t:

Direktorat Statistik Distribusi

Penyunting:

Direktorat Statistik Distribusi

Desain Kover oleh:

Direktorat Diseminasi Statistik

Penerbit:

© BPS RI

Sumber Ilustrasi: -

Dilarang mengumumkan, mendistribusikan, mengkomunikasikan, dan/atau menggandakan sebagian atau seluruh isi buku ini untuk tujuan komersial tanpa izin tertulis dari Badan Pusat Statistik

KATA PENGANTAR

Buletin Statistik Perdagangan Luar Negeri Ekspor yang diterbitkan secara bulanan memuat data ekspor menurut 21 kelompok penggolongan barang, HS (*Harmonized System*) 2 digit, HS 8 digit, Negara Tujuan Ekspor, Provinsi, dan Pelabuhan Muat yang dirinci menurut Berat Bersih dan Nilai FOB. Buletin terbitan kali ini menyajikan data bulan September 2022 serta kumulatif bulan Januari sampai September 2022.

Buletin ini juga menyajikan gambaran singkat tentang perbandingan, pertumbuhan, dan peranan data ekspor menurut rincian diatas, serta data pokok yang cukup dominan atau yang mengalami perubahan signifikan. Diharapkan data ekspor ini dapat digunakan sebagai dasar evaluasi dan kajian perkembangan ekspor Indonesia.

Kepada para pengguna data, saran dan kritik yang bersifat konstruktif demi penyempurnaan publikasi ini, sangat diharapkan. Kiranya usaha BPS untuk meningkatkan pelayanan dan pemasyarakatan statistik (khususnya data Statistik Ekspor) dapat dilaksanakan secara baik dan berkesinambungan.

Jakarta, November 2022

Kepala Badan Pusat Statistik



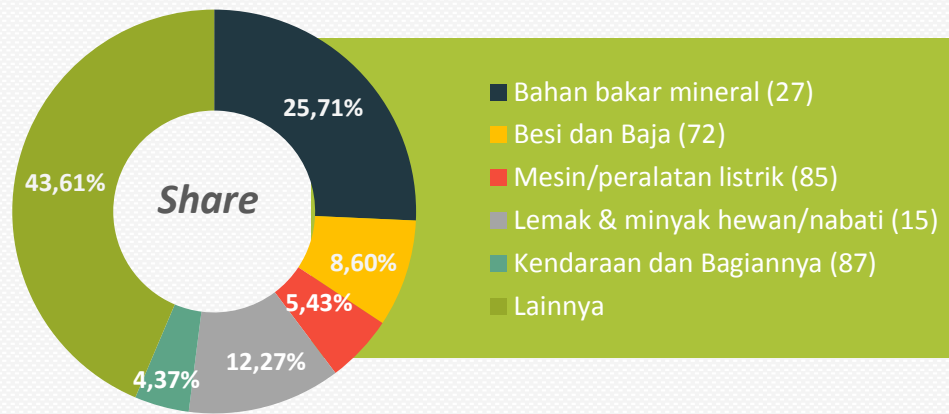
Margo Yuwono

DAFTAR ISI

		Halaman / Page
Kata Pengantar		iii
Daftar Isi		iv
Penjelasan.....		1–3
Ringkasan		4–10
Tabel-Tabel		
Tabel	1. Ekspor Indonesia Menurut 21 Golongan Barang.....	11
Tabel	2. Ekspor Indonesia Menurut Kode HS 2 digit	12–14
Tabel	3. Ekspor Indonesia Menurut Komoditi (Kode HS 8 digit)	15–291
Tabel	4. Ekspor Indonesia Menurut Negara Tujuan.....	292–295
Tabel	5. Ekspor Indonesia Menurut Provinsi dan Pelabuhan Muat..	296–300

EKSPOR INDONESIA MENURUT HARMONIZED SYSTEM

September 2022



EKSPOR KE BEBERAPA NEGARA UTAMA



Ekspor Indonesia ke tiga negara tujuan utama (Tiongkok, Jepang, dan Amerika Serikat) pada September 2022 mencapai 42,90 persen dari keseluruhan ekspor Indonesia

EKSPOR DARI BEBERAPA PELABUHAN UTAMA

Total Ekspor September 2022 = US\$24,78 miliar



PENJELASAN

A. PENDAHULUAN

Penyajian buku publikasi Buletin Statistik Perdagangan Luar Negeri Ekspor menurut HS September 2022 terdiri dari :

- Bagian ulasan yang menjelaskan tentang ringkasan ekspor Indonesia dari sisi migas dan nonmigas, perkembangan nilai ekspor Indonesia (FOB), ekspor Indonesia menurut negara tujuan utama, ekspor golongan barang HS 2 digit utama, ekspor Indonesia menurut pelabuhan muat utama tiap provinsi.
- Bagian lampiran yang berisi Tabel 1. Ekspor Indonesia Menurut 21 Golongan Barang, Tabel 2. Ekspor Indonesia Menurut Kode HS 2 Digit, Tabel 3. Ekspor Indonesia Menurut Komoditi (Kode HS 8 Digit), Tabel 4. Ekspor Indonesia Menurut Negara Tujuan dan Tabel 5. Ekspor Indonesia Menurut Provinsi dan Pelabuhan Muat.

B. DAERAH PENCATATAN

Daerah pencatatan statistik dalam publikasi ini meliputi seluruh wilayah Republik Indonesia.

C. SUMBER DATA

Data Ekspor dikumpulkan berdasarkan dokumen ekspor atau Pemberitahuan Ekspor Barang (PEB) yang diisi oleh Eksportir dan telah diberikan ijin muat oleh Kantor Pelayanan Bea dan Cukai, selanjutnya dikirim ke Badan Pusat Statistik (BPS) dan Bank Indonesia (BI). Sejak tahun 2015, sumber data lainnya adalah catatan instansi lain, PT. POS Indonesia, dan survei ekspor perbatasan laut.

D. SISTEM PERDAGANGAN

Pencatatan Statistik Perdagangan Luar Negeri menggunakan sistem perdagangan umum (*General Trade*) dimana pencatatan dilakukan dari dokumen PEB dan non PEB yang dimuat dari pelabuhan di seluruh wilayah Indonesia termasuk kawasan berikat.

E. RUANG LINGKUP

Pencatatan Statistik Ekspor meliputi seluruh barang yang keluar dari wilayah Republik Indonesia, baik yang bersifat komersial maupun bukan komersial seperti bantuan barang kredit lunak, hadiah dan sebagainya.

- a. Ekspor kapal laut dan pesawat udara termasuk dalam statistik ekspor sedangkan ekspor bunker oil untuk kapal tidak tercatat dalam publikasi ini.
- b. Barang-barang yang diolah di luar negeri tetap dicatat sebagai ekspor, meskipun hasil olahan barang tersebut akan kembali masuk ke wilayah Indonesia.
- c. Barang-barang berikut ini tidak termasuk dalam statistik ekspor, yaitu : pakaian dan barang-barang perhiasan penumpang, barang-barang yang dikirim untuk perwakilan Indonesia di luar negeri, barang-barang untuk ekspedisi dan ekshibisi/pameran, pembungkus/peti kemas untuk diisi di luar negeri, uang dan surat-surat berharga, barang-barang contoh dan barang-barang yang dikirim ke luar negeri untuk diperbaiki.

F. SISTEM PENGOLAHAN

Data dalam publikasi ini mencakup dokumen-dokumen ekspor periode pencatatan September 2022 yang diterima Badan Pusat Statistik, yang terdiri dari dokumen kepabeanan (PEB) dan dokumen dari sumber lainnya (non PEB).

G. KLASIFIKASI JENIS BARANG

Penggolongan barang di dalam publikasi periode September 2022 ini menggunakan Klasifikasi menurut Buku Tarif Kepabeanan Indonesia 2017 (BTKI-2017) yang didasarkan atas *Harmonized System* (HS) merupakan pembaruan dari BTKI tahun 2012. Versi yang terakhir ini mengalami perubahan yang relatif besar dibanding sistem pengkodean versi sebelumnya yaitu penggolongan barang dari 10 digit menjadi 8 digit serta perubahan pada penggolongan/pengelompokan barang maupun pendefinisiannya.

H. PERIODE REFERENSI

Periode penentuan ekspor adalah tanggal diberikannya izin muat barang tersebut oleh pejabat Kantor Pelayanan Bea dan Cukai setelah diadakan pemeriksaan seperlunya.

I. NILAI BARANG

Nilai barang yang dicatat untuk Statistik Ekspor adalah nilai FOB (dolar AS).

J. SATUAN BARANG

Sejak tahun 1975 ekspor disajikan dalam berat bersih (kg).

K. NEGARA TUJUAN

Yang dimaksud dengan negara tujuan adalah negara tujuan akhir (*last known destination*) yang diketahui dimana barang tersebut akan dikonsumsi atau diperdagangkan.

L. PELABUHAN MUAT

Yang dimaksud dengan pelabuhan muat ekspor adalah pelabuhan muat dimana surat izin muat ekspor tersebut dikeluarkan.

RINGKASAN

Ekspor Indonesia pada bulan September 2022 mencapai nilai US\$24.777,2 juta dengan volume 60.995,7 ribu ton, yang terdiri dari US\$1.310,5 juta hasil ekspor minyak dan gas (migas) dan US\$23.466,7 juta hasil ekspor komoditi nonmigas.

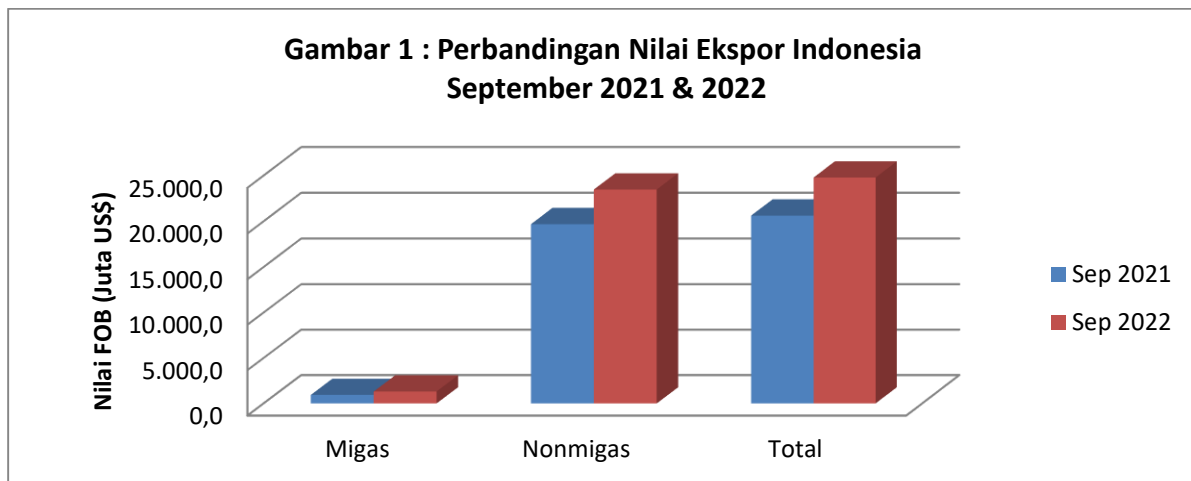
Dibandingkan periode yang sama tahun 2021, nilai ekspor naik US\$4.158,4 juta, karena adanya peningkatan ekspor dari kelompok migas sebesar US\$375,7 juta atau naik 40,19 persen. Demikian juga ekspor nonmigas mengalami peningkatan sebesar US\$3.782,7 juta.

Dengan demikian, dapat dilihat bahwa penerimaan dari sektor migas menunjukkan peningkatan. Walaupun kebijakan pemerintah yang mengutamakan produksi migas yang ada untuk memenuhi

kebutuhan dalam negeri dibanding ekspor, Namun ekspor migas terus mengalami peningkatan. Demikian juga pada ekspor nonmigas, terjadi peningkatan kinerja yang besar dibandingkan nilai ekspor nonmigas periode yang sama pada tahun 2021.

Peningkatan pada ekspor migas diakibatkan karena meningkatnya semua komponen migas, yaitu minyak mentah, hasil minyak dan gas.

Harga minyak mentah Indonesia pada bulan September 2022 sebesar US\$86,07 per barelnya, naik sebesar US\$13,87 per barel dibandingkan bulan September 2021.

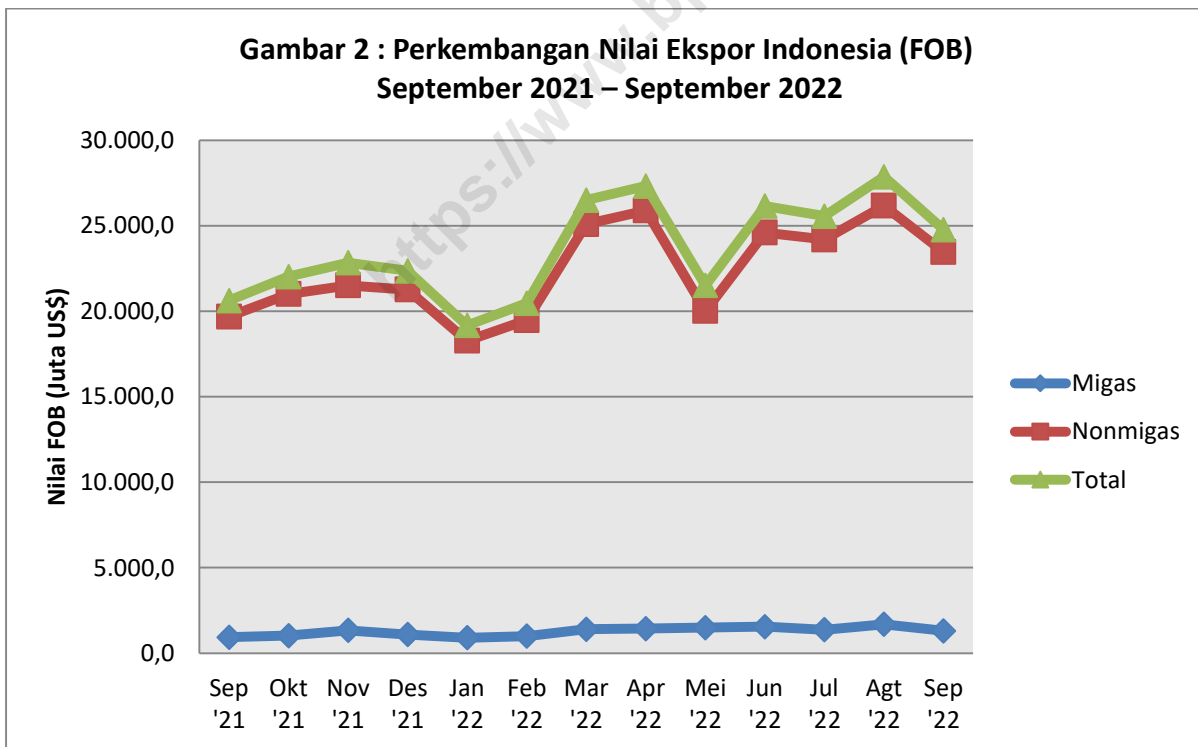


Sumber : dokumen PEB, non PEB, diolah

Pada Gambar 1 ditampilkan perbandingan nilai ekspor periode September 2021 dan 2022. Sedangkan trend perkembangannya dari bulan September 2021 sampai dengan September 2022 disajikan pada Gambar 2. Nilai ekspor kelompok migas pada September 2021 senilai US\$934,8 juta yang terdiri dari minyak mentah, hasil minyak dan gas masing-masing senilai US\$100,1 juta, US\$273,8 juta, dan US\$560,9 juta. Sedangkan pada September 2022 untuk kelompok migas memiliki rincian yang

terdiri dari minyak mentah sebesar US\$162,5 juta, hasil minyak sebesar US\$297,7 juta dan gas sebesar US\$850,3 juta.

Nilai ekspor untuk kelompok nonmigas yang terdiri dari hasil pertanian, hasil industri pengolahan serta hasil tambang dan lainnya pada bulan September 2021 masing-masing US\$398,1 juta, US\$15.516,4 juta, dan US\$ 3.769,5 juta. Sementara itu pada periode September 2022 masing-masing mencapai US\$414,7 juta, US\$16.952,6 juta, dan US\$6.099,5 juta.



Sumber : dokumen PEB, non PEB, diolah

Nilai ekspor Indonesia September 2022 mencapai US\$24,78 miliar atau turun sebesar 11,07 persen dibanding ekspor Agustus 2022, dan naik sebesar 20,17 persen dibanding ekspor September 2021.

Ekspor nonmigas September 2022 mencapai US\$23,47 miliar atau turun sebesar 10,35 persen dibanding nilai ekspor nonmigas Agustus 2022, dan naik 19,22 persen dibanding ekspor nonmigas September 2021.

Dipandang dari negara tujuan ekspor utama (Tabel A) ekspor ke Tiongkok Agustus 2022 mencapai angka terbesar yaitu US\$6,37 miliar, disusul Jepang dengan nilai ekspornya sebesar US\$2,15 miliar dan Amerika Serikat sebesar US\$2,11 miliar, dengan kontribusi ketiganya mencapai 42,90 persen.

Untuk negara utama, peningkatan terjadi pada ekspor ke Tiongkok sebesar US\$1.540,8 juta, Jepang dengan peningkatan sebesar US\$602,4 juta dan India dengan peningkatan sebesar US\$472,1 juta.

Untuk ekspor ke Uni Eropa (27 negara) sebesar US\$1,87 miliar, menunjukkan peningkatan ekspor dibandingkan dengan nilai ekspor pada periode yang sama tahun 2021.

Sebaliknya penurunan nilai pada negara tujuan utama terjadi pada negara Amerika Serikat sebesar 9,77 persen, Taiwan

sebesar 9,46 persen dan Australia sebesar 19,65 persen

Pada Tabel B ekspor golongan barang HS 2 digit utama, Peningkatan terbesar terjadi pada bahan bakar mineral sebesar US\$2.340,4 juta yang merupakan komoditi ekspor terbesar pertama pada September 2022 dan 2021.

Sedangkan penurunan terbesar ekspor golongan barang HS 2 digit utama terjadi pada karet dan barang dari karet sebesar US\$77,3 juta yang merupakan komoditi ekspor terbesar ke-11 pada September 2022 dan terbesar ke-8 pada September 2021.

Menurut sektor, ekspor hasil industri pengolahan September 2022 naik sebesar 9,26 persen dibanding ekspor hasil industri pengolahan periode yang sama tahun 2021, ekspor hasil tambang & lainnya naik sebesar 61,81 persen, demikian juga ekspor hasil pertanian naik sebesar 4,15 persen.

Berdasarkan Tabel C total ekspor Indonesia menurut provinsi pelabuhan muat, ekspor Indonesia terbesar pada September 2022 berasal dari Provinsi DKI (daerah khusus ibukota) Jakarta dengan nilai US\$5,73 miliar (23,14 persen), diikuti Provinsi Kalimantan Timur sebesar US\$3,32 miliar (13,42 persen) dan Jawa Timur sebesar US\$2,03 miliar (8,20 persen).

**Tabel A. Total Ekspor Indonesia Menurut Negara Tujuan Utama
September 2021 dan September 2022**

Negara Tujuan	Nilai FOB (Juta US\$)				Perubahan Sep'22 thd Sep'21 (Juta US\$)
	September	September	Jan-Sep	Jan-Sep	
	2021	2022	2021	2022	
(1)	(2)	(3)	(4)	(5)	(6)
ASEAN	3.972,8	5.037,2	34.827,5	46.851,8	1.064,4
1 Singapura	1.008,4	1.036,8	8.402,7	11.208,3	28,4
2 Malaysia	940,5	1.243,7	8.681,8	12.136,6	303,2
3 Thailand	527,4	646,2	5.249,6	6.353,5	118,8
Asean Lainnya	1.496,5	2.110,5	12.493,4	17.153,4	614,0
UNI EROPA	1.741,5	1.864,5	14.034,9	16.435,5	123,1
4 Jerman	257,4	279,1	2.102,6	2.423,8	21,6
5 Belanda	363,8	386,3	3.330,1	4.295,9	22,4
6 Yunani	17,0	50,5	159,7	252,5	33,5
Uni Eropa Lainnya	1.103,2	1.148,7	8.442,5	9.463,2	45,5
NEGARA UTAMA LAINNYA	11.867,8	14.471,8	91.020,7	124.293,8	2.604,0
7 Tiongkok	4.826,3	6.367,1	36.384,0	46.889,5	1.540,8
8 Jepang	1.546,7	2.149,0	12.767,7	18.414,0	602,4
9 Amerika Serikat	2.341,9	2.113,2	18.251,3	21.970,6	-228,8
10 India	1.277,1	1.749,2	9.779,2	17.938,9	472,1
11 Australia	322,5	259,1	2.465,2	2.603,6	-63,4
12 Korea Selatan	766,6	1.121,9	6.443,0	9.722,4	355,3
13 Taiwan	786,7	712,3	4.930,4	6.754,7	-74,4
Total 13 Negara Tujuan Utama	14.982,4	18.114,4	118.947,2	160.964,4	3.132,0
Lainnya	5.636,4	6.662,8	45.368,2	58.364,3	1.026,4
Total Ekspor Indonesia	20.618,8	24.777,2	164.315,4	219.328,8	4.158,4

Sumber : dokumen PEB, non PEB, diolah

Pada Tabel 1 disajikan ekspor menurut 21 golongan barang HS. Disini terlihat bahwa perolehan devisa terbesar pada bulan September 2022 dari kelompok golongan barang V (Produk mineral) dengan nilai US\$7.474,5 juta atau sekitar 30,17 persen dari total ekspor, kelompok golongan barang XV (Logam tidak mulia dan barang daripadanya) senilai US\$3.253,5 juta atau sekitar 13,13 persen, serta kelompok golongan barang III (Lemak, minyak malam nabati/hewani) dengan nilai US\$3.040,2 juta atau sekitar 12,27 persen.

Dibandingkan periode yang sama tahun sebelumnya, produk mineral mengalami peningkatan 56,61 persen; sedangkan lemak, minyak malam nabati/hewani mengalami peningkatan sebesar 7,86 persen dan logam tidak mulia dan barang daripadanya naik sebesar 10,08 persen.

Pada Tabel 2 disajikan ekspor menurut HS 2 digit. Nilai ekspor yang mengalami pertumbuhan positif terbesar untuk bulan September 2022 dibandingkan dengan nilai ekspor September 2021 antara lain HS 45 (*cork & articles of cork*) dengan tingkat pertumbuhan 2.748,49 persen dengan nilai ekspor US\$19.171. Kemudian HS 50 (*silk*) dengan besar tingkat pertumbuhan

mencapai 1.726,03 persen dan memiliki nilai ekspor mencapai US\$11.471. selanjutnya HS 10 (*cereals*) yang memiliki tingkat pertumbuhan 588,64 persen dengan nilai ekspor US\$2,2 juta. Kemudian peningkatan terjadi pada HS 78 (*lead & articles thereof*) dengan tingkat pertumbuhannya sebesar 377,86 persen dan nilai ekspor mencapai US\$2,2 juta, serta HS 81 (*other base metal*) dengan tingkat pertumbuhan mencapai 312,35 persen dengan nilai ekspor mencapai US\$5,3 juta.

Adapun jenis barang yang mengalami penurunan antara lain HS 97 (*works of arts, collector's pieces and antiques*) dengan penurunan ekspor 76,35 persen dengan nilai ekspor US\$0,3 juta, kemudian HS 89 (*ships, boats & floating structures*) yang mengalami penurunan mencapai 68,83 persen dengan total nilai ekspor mencapai US\$6,3 juta. Selanjutnya HS 52 (*cotton*) yang mengalami penurunan ekspor 57,02 persen dengan nilai ekspor US\$35,3 juta, diikuti HS 49 (*product of printing industry*) yang mengalami penurunan ekspor 53,19 persen dengan nilai ekspor sebesar US\$2,2 juta, dan HS 11 (*product of the milling industry*) yang mengalami penurunan ekspor sebesar 51,53 persen dengan nilai ekspor sebesar US\$11,2 juta.

**Tabel B. Total Ekspor Golongan Barang HS2 Digit Utama
September 2021 dan September 2022**

Golongan Barang (HS)	Nilai FOB (Juta US\$)				Perubahan Sep'22 thd Sep'21 (Juta US\$)
	September 2021	September 2022	Jan-Sep 2021	Jan-Sep 2022	
(1)	(2)	(3)	(4)	(5)	(6)
1 Bahan bakar mineral (27)	4.030,5	6.370,9	30.312,6	52.023,1	2.340,4
2 Lemak & minyak hewan/nabati (15)	2.818,6	3.040,2	24.027,0	26.205,3	221,6
3 Besi dan Baja (72)	2.048,6	2.131,6	14.328,6	20.858,1	83,0
4 Mesin/peralatan listrik (85)	1.051,2	1.346,1	8.559,8	10.808,8	294,9
5 Kendaraan dan Bagiannya (87)	746,5	1.082,2	6.353,4	8.003,8	335,8
6 Bijih, terak dan abu logam (26)	701,0	1.057,0	4.380,1	7.916,6	356,0
7 Berbagai Produk Kimia (38)	605,9	708,6	4.919,4	6.819,0	102,6
8 Alas kaki (64)	499,7	651,5	4.405,4	5.949,6	151,8
9 Mesin-mesin/Pesawat Mekanik (84)	526,5	601,5	4.600,4	5.201,5	75,1
10 Karet dan barang dari karet (40)	560,6	483,3	5.391,8	5.124,7	-77,3
Total 10 Golongan Barang	13.588,9	17.472,8	107.278,6	148.910,5	3.883,9
Lainnya	7.029,9	7.304,4	57.036,8	70.418,2	274,5
Total Ekspor Indonesia	20.618,8	24.777,2	164.315,4	219.328,8	4.158,4

Sumber : dokumen PEB, non PEB, diolah

**Tabel C. Total Ekspor Indonesia Menurut Pelabuhan Muat Utama Tiap Provinsi
Bulan September 2022 (Juta US\$)**

Provinsi	Nilai Fob (Juta US\$)	Pelabuhan Muat	Nilai Fob (Juta US\$)
(1)	(2)	(3)	(4)
ACEH	56,9	MEULABOH	42,5
SUMATERA UTARA	1.147,5	BELAWAN	992,0
SUMATERA BARAT	201,9	PADANG/TL.BAYUR	201,9
RIAU	1.816,3	DUMAI	1.389,3
JAMBI	234,6	JAMBI	144,2
SUMATERA SELATAN	651,6	MUSI RIVER/BOOM BARU	630,9
BENGKULU	30,0	PULAU BAAI	30,0
LAMPUNG	495,9	PANJANG	177,9
KEPULAUAN BANGKA BELITUNG	79,8	PANGKAL BALAM	29,1
KEPULAUAN RIAU	1.545,7	BATU AMPAR	839,8
DKI JAKARTA	5.732,2	TANJUNG PRIOK	5.158,4
JAWA BARAT	198,9	BALONGAN	16,9
JAWA TENGAH	654,9	TANJUNG EMAS	608,6
DI YOGYAKARTA	0,3	ADI SUCIPTO (U)	-
JAWA TIMUR	2.032,9	TANJUNG PERAK	1.662,4
BANTEN	103,5	TANJUNG LENENG	34,7
BALI	20,5	NGURAH RAI (U)	20,5
NUSA TENGGARA BARAT	203,7	BENETE	203,3
NUSA TENGGARA TIMUR	4,6	ATAPUPU	4,4
KALIMANTAN BARAT	186,3	KENDAWANGAN	119,1
KALIMANTAN TENGAH	122,5	KUMAI	90,2
KALIMANTAN SELATAN	1.727,5	BANJARMASIN	995,8
KALIMANTAN TIMUR	3.324,7	SAMARINDA	1.029,5
KALIMANTAN UTARA	247,8	LINGKAS TARAKAN	104,5
SULAWESI UTARA	75,0	BITUNG	59,3
SULAWESI TENGAH	1.530,5	KOLONEDALE	0,0
SULAWESI SELATAN	185,5	BALANTANG/MALILI	117,2
SULAWESI TENGGARA	527,6	KENDARI	511,9
GORONTALO	2,0	GORONTALO	2,0
SULAWESI BARAT	0,0	MAMUJU	0,0
MALUKU	6,3	BULA	0,0
MALUKU UTARA	598,1	OBI ISLAND	598,1
PAPUA BARAT	248,3	BINTUNI, IRIAN JAYA	246,0
PAPUA	783,3	AMAMAPARE	779,8
Total Ekspor Indonesia	24.777,2	Total Pelabuhan Utama	16.840,3

Sumber : dokumen PEB, non PEB, diolah

Tabel 1. Ekspor Indonesia menurut 21 Golongan Barang

September 2022

Golongan	Uraian golongan barang	Berat bersih (Kg)		Nilai F.O.B. (U S \$)	
		Bulan ini	Kumulatif	Bulan ini	Kumulatif
(1)	(2)	(3)	(4)	(5)	(6)
I	Binatang Hidup; Produk Hewani	68.403.690	594.227.258	399.919.401	3.523.511.399
II	Produk Nabati	563.617.543	5.048.582.740	398.079.164	3.088.818.966
III	Lemak, Minyak, Malam Nabati/hewani	3.127.247.504	20.533.789.949	3.040.177.458	26.205.299.538
IV	Olahan Makanan, minuman, Minuman Keras, Tembakau	1.200.705.309	8.262.588.937	1.033.388.685	8.116.296.090
V	Produk Mineral	50.685.606.412	393.315.536.503	7.474.469.751	60.315.802.569
VI	Produk Industri Kimia atau Produk Industri Terkait	1.491.631.000	12.595.014.875	1.603.703.603	15.749.494.772
VII	Plastik, Karet, dan Barang-barang Daripadanya	349.592.897	3.447.295.763	722.037.380	7.402.832.928
VIII	Kulit, Kulit Samak dan Barang Daripadanya	5.688.529	57.264.676	99.681.664	1.065.665.895
IX	Kayu dan Barang dari Kayu, Barang Anyaman, dll	550.679.564	4.595.784.484	368.098.903	3.814.275.898
X	Pulp, Kertas dan Barang Daripadanya	947.170.826	8.238.865.744	776.053.651	6.238.171.343
XI	Tekstil dan Barang Tekstil	138.932.952	1.521.858.462	993.791.821	10.807.947.390
XII	Alas Kaki, Payung, Bunga Tiruan, dll	32.155.831	296.066.947	697.919.790	6.350.947.877
XIII	Barang dari Batu, Semen, Mika, Keramik, Kaca, dll	80.953.160	856.968.450	62.223.224	635.955.603
XIV	Mutiara, Batu Mulia/Semi Mulia, Logam Mulia/Semi Mulia, dll	215.509	2.104.567	354.286.220	4.787.646.190
XV	Logam Tidak Mulia dan Barang Daripadanya	1.451.554.221	12.384.013.509	3.253.478.309	31.575.306.662
XVI	Mesin dan Perlengkapan Elektris, serta Aksesoris dari Barang Tersebut	114.491.987	987.183.330	1.947.649.786	16.010.300.709
XVII	Kendaraan, Pesawat Terbang, Kapal dll	113.105.542	965.062.959	1.097.179.574	9.155.347.788
XVIII	Alat Optis, Fotografi, Musik, Jam dll	7.602.996	70.351.414	137.271.332	1.258.567.808
XIX	Senjata dan Amunisi; Bagian dan Aksesorisnya	775	46.855	226.621	1.633.297
XX	Bermacam-macam Barang Hasil Pabrik	66.194.861	656.776.054	315.915.531	3.206.553.175
XXI	Karya Seni, Barang Kolektor dan Barang Antik	141.023	1.090.092	1.623.685	18.387.240
	Total Ekspor	60.995.692.132	474.430.473.566	24.777.175.554	219.328.763.138

Sumber : dokumen PEB dan non PEB, diolah

Tabel 2. Ekspor Indonesia menurut kode HS 2 digit

September 2022

H S	Uraian golongan barang	Berat bersih (Kg)		Nilai F.O.B. (U S \$)	
		Bulan ini	Kumulatif	Bulan ini	Kumulatif
(1)	(2)	(3)	(4)	(5)	(6)
01	Live animals	2.300.792	18.893.013	6.220.174	45.239.631
02	Meat and edible meat offal	107.065	1.698.682	998.548	13.954.255
03	Fish and crustaceans, Molluscs and other aquatic invertebrates	60.905.588	532.754.549	340.103.405	2.921.201.502
04	Dairy products, bird's eggs; natural honey, edible products of animal origin, not elsewhere specified or included	4.090.291	30.645.501	50.222.305	515.708.677
05	Products of animal origin, not elsewhere specified or included	999.953	10.235.513	2.374.969	27.407.334
06	Live trees and other plants; bulbs, roots and the like; cut flowers and ornamental foliage	755.132	5.278.045	1.751.313	16.610.132
07	Edible vegetables and certain roots and tubers	14.354.116	78.892.570	14.538.952	67.845.788
08	Edible fruits and nuts; peel of citrus fruit or melons	90.505.847	840.269.927	70.306.919	574.627.519
09	Coffee, tea, mate, and spices	65.168.522	435.422.905	174.314.176	1.387.508.326
10	Cereals	6.283.348	10.130.400	2.189.321	5.334.939
11	Products of the milling industry; malt, starches; inulin; wheat gluten	20.017.484	102.875.496	11.198.582	67.436.328
12	Oil seeds and oleaginous fruits; miscellaneous grains, seed, and fruits; industrial or medical plants; straw and fodder	42.888.920	240.112.659	59.690.690	419.835.911
13	Lac; gums; resins and other vegetable saps and extracts	6.130.679	49.453.060	28.965.070	203.928.611
14	Vegetable plaiting materials; vegetable products not elsewhere specified or included	317.513.495	3.286.147.678	35.124.142	345.691.411
15	Animal or vegetable fats and oils and their cleavage products; prepared edible fats; animal or vegetable waxes	3.127.247.504	20.533.789.949	3.040.177.458	26.205.299.538
16	Preparations of meat/fish/crustaceans/molluscs or other aquatic	15.789.276	137.523.975	113.935.290	1.133.240.254
17	Sugar and sugar confectionery	166.043.019	751.266.544	60.913.237	417.694.852
18	Cocoa and cocoa preparations	33.431.227	282.439.688	112.824.913	926.563.427
19	Preparations of cereals, flour, starch or milk; pastrycooks' products	50.783.006	439.098.981	134.807.850	1.034.683.423
20	Preparations of vegetables, fruits, nuts or other part of plants	25.293.812	235.254.347	36.558.454	327.107.668
21	Miscellaneous edible preparations	52.614.520	494.708.242	132.044.956	1.196.609.520
22	Beverages, spirit, and vinegar	30.725.320	247.533.608	23.103.592	139.067.052
23	Residues and waste from the food industries; prepared animal fodder	811.924.386	5.558.781.215	280.950.139	1.862.744.430
24	Tobacco and manufactured tobacco substitutes	14.100.743	115.982.337	138.250.254	1.078.585.464
25	Salts; sulphur; earths and stone; plastering materials, lime and cement	1.627.850.835	14.313.186.133	46.575.953	376.099.081
26	Ores, slag, and ash	1.438.077.630	19.153.782.507	1.056.996.190	7.916.569.994
27	Mineral fuels, mineral oils and products of their distillation; bituminous substances; mineral waxes	47.619.677.948	359.848.567.863	6.370.897.608	52.023.133.494
28	Inorganic chemicals; organic or inorganic compounds of precious	284.825.690	3.322.475.895	173.315.183	2.107.998.717
29	Organic chemicals	266.296.065	2.168.208.473	315.554.255	3.283.665.709
30	Pharmaceutical products	2.353.899	21.556.585	53.152.374	462.430.858
31	Fertilizers	211.881.705	1.563.403.438	113.995.666	959.260.158
32	Tanning or dyeing extracts, tannins and their derivatives; dyes, pigments and other colouring matter; paints and varnishes; putty and other mastics; ink	10.008.891	94.485.026	40.908.405	391.180.819
33	Essential oils and resinoids; perfumery, cosmetic or toilet preparation	9.196.962	83.240.818	72.355.051	627.639.518
34	Soap, organic surface-active agents, washing, and lubricating preparation, artificial waxes, prepared waxes, polishing or scouring preparations, candles and similar articles, modelling pastes, "dental waxes" and dental preparations with a basis of plaster	100.498.855	821.809.130	119.319.692	1.040.535.948
35	Albuminoidal substances; modified starches; glues; enzymes	2.203.132	20.212.526	5.624.509	50.124.636
36	Explosives; pyrotechnic products; matches; pyrophonic alloys; certain combustible preparations	455.797	4.156.630	706.023	6.397.585
37	Photographic and cinematographic goods	36.478	129.188	216.156	1.278.686
38	Miscellaneous chemical products	603.873.527	4.495.337.166	708.556.288	6.818.982.137
39	Plastics and articles thereof	137.464.618	1.240.255.928	238.774.857	2.278.100.661
40	Rubber and articles thereof	212.128.279	2.207.039.835	483.262.523	5.124.732.267
41	Raw hides, skins (other than furskins), and leather	343.614	3.549.789	9.540.575	80.393.391

Tabel 2. Ekspor Indonesia menurut kode HS 2 digit

September 2022

H S	Uraian golongan barang	Berat bersih (Kg)		Nilai F.O.B. (U S \$)	
		Bulan ini	Kumulatif	Bulan ini	Kumulatif
(1)	(2)	(3)	(4)	(5)	(6)
42	Articles of leather; saddlery and harness; travel goods, handbags and similar containers; articles of animal gut (other than silk-worm gut)	5.338.593	53.617.660	90.052.247	984.161.349
43	Furskins and artificial fur; manufactures thereof	6.322	97.227	88.842	1.111.155
44	Wood and articles of wood; wood charcoal	549.035.893	4.576.638.936	359.478.263	3.711.937.105
45	Cork and articles of cork	2.857	51.709	19.171	174.101
46	Manufactured of straw or other plaiting materials; basketware and	1.640.814	19.093.839	8.601.469	102.164.692
47	Pulp of wood or of other fibrous cellulosic material; recovered (waste and scrap) paper or paperboard	505.017.131	4.371.953.346	361.741.054	2.661.589.816
48	Paper and paperboard; articles of paper pulp or of paper/paperboard	441.774.270	3.862.105.717	412.105.249	3.550.128.179
49	Printed books, newspapers, pictures, and other products of the printing industry, manuscripts, typescripts and plans	379.425	4.806.681	2.207.348	26.453.347
50	Silk	15.793	33.590	11.471	106.841
51	Wool, fine or coarse animal hair; horse hair yarn, woven fabrics	46.552	363.044	89.023	572.307
52	Cotton	9.029.518	141.297.738	35.282.331	569.344.493
53	Other vegetable textile fibres; paper yarns and woven fabrics of paper yarn	3.059.400	30.264.478	655.964	6.735.777
54	Man-made filaments	16.641.740	162.074.992	61.578.704	567.798.828
55	Man-made staple fibres	68.185.375	742.780.423	148.764.346	1.673.992.439
56	Wadding, felt, and non-wovens; special yarn; twine, cordage, ropes and cables and articles thereof	3.483.015	34.813.848	12.997.481	123.301.500
57	Carpets and other textile floor coverings	1.439.435	11.378.835	4.861.275	35.675.703
58	Special woven fabrics; tufted textile fabrics; lace; tapestries; embroidery	262.410	2.224.245	3.477.360	32.419.959
59	Impregnated, coated, covered or laminated textile fabrics; textile articles of a kind suitable for industrial use	2.921.833	25.697.928	16.802.884	139.288.000
60	Knitted or crocheted fabrics	1.512.702	15.144.041	10.799.466	102.988.389
61	Articles of apparel and clothing accessories, knitted or crocheted	15.503.742	189.185.193	310.006.787	3.691.837.574
62	Articles of apparel and clothing accessories, not knitted or crocheted	14.033.212	141.011.029	373.366.167	3.739.080.471
63	Other made up textile articles; sets; worn clothing and worn textile articles; rags	2.798.226	25.589.079	15.098.561	124.805.109
64	Footwear, gaiters and the like; parts of such articles	30.724.100	282.437.274	651.450.764	5.949.611.949
65	Headgear and parts thereof	503.457	4.930.184	6.974.041	69.501.573
66	Umbrellas, sun umbrellas, walking sticks, seat-sticks, whips, riding-crops and parts thereof	8.811	261.228	123.062	2.123.334
67	Prepared feathers and down and articles made of feathers or of down; artificial flowers; articles of human hair	919.463	8.438.260	39.371.922	329.711.022
68	Articles of stone, plaster, cement, asbestos, mica or similar material	19.894.770	210.988.367	11.726.881	120.353.551
69	Ceramic products	20.338.606	267.995.537	24.644.441	269.964.719
70	Glass and glassware	40.719.784	377.984.546	25.851.903	245.637.333
71	Natural and cultured pearls, precious/semi precious stones, and precious metal, and articles thereof, imitation jewellery; coin	215.509	2.104.567	354.286.220	4.787.646.190
72	Iron and steel	1.264.617.814	10.786.924.783	2.131.563.623	20.858.116.302
73	Articles of iron and steel	42.410.533	464.740.993	134.405.236	1.346.964.187
74	Copper and articles thereof	24.127.274	255.963.940	174.279.216	2.213.617.526
75	Nickel and articles thereof	76.232.969	535.038.170	538.707.823	4.132.569.013
76	Aluminium and articles thereof	28.796.206	204.665.445	87.987.743	726.085.353
78	Lead and articles thereof	1.596.068	3.747.173	2.214.396	9.747.249
79	Zinc and articles thereof	1.722.609	15.788.135	3.254.254	35.341.967
80	Tin and articles thereof	7.013.398	58.109.019	155.598.859	1.949.494.722
81	Other base metal; cermets; and articles thereof	2.232.969	34.762.989	5.256.307	128.570.252
82	Tools, implements, cutlery, spoon and forks, of base metal and parts thereof of base metal	753.814	6.635.510	10.432.050	90.473.026
83	Miscellaneous articles of base metal	2.050.568	17.637.352	9.778.803	84.327.067
84	Nuclear reactors, boilers, machinery and mechanical appliances; parts thereof	66.227.946	569.874.933	601.532.425	5.201.467.702

Tabel 2. Ekspor Indonesia menurut kode HS 2 digit

September 2022

HS	Uraian golongan barang	Berat bersih (Kg)		Nilai F.O.B. (U S \$)	
		Bulan ini	Kumulatif	Bulan ini	Kumulatif
(1)	(2)	(3)	(4)	(5)	(6)
85	Electrical machinery and equipments and parts thereof; sound recorders/reproducers, television image and sound recorders and reproducers and parts and accessories of such articles	48.264.041	417.308.396	1.346.117.361	10.808.833.007
86	Railway and tramway locomotive, mechanical traffic, and all kinds	1.475.956	14.330.478	1.717.373	16.496.155
87	Vehicles other than railway/tramway rolling-stock, and parts and accessories thereof	110.613.544	837.031.426	1.082.237.388	8.003.774.480
88	Aircraft, spacecraft, and parts thereof	32.752	244.704	6.838.043	65.694.853
89	Ships, boat, and floating structures	975.853	113.428.065	6.287.778	1.069.128.444
90	Optical, photographic, cinematographic, measuring, checking, precision, medical or surgical instruments and apparatus; parts and accessories thereof	2.662.078	24.982.438	69.207.119	614.620.503
91	Clocks and watches and parts thereof	36.947	282.002	2.164.998	23.109.385
92	Musical instruments; parts and accessories of such articles	4.903.971	45.086.974	65.899.215	620.837.921
93	Arms and ammunition; parts and accessories thereof	775	46.855	226.621	1.633.297
94	Furnitures, bedding, mattresses, mattress supports, cushions and stuffed furnishing; lamps and lighting fittings, Not elsewhere specified or included; illuminated signs, illuminated name plates and the like; prefabricated buildings	47.736.586	499.358.343	217.011.860	2.302.762.419
95	Toys, games and sports requisiters; parts and accessories thereof	5.159.589	54.731.028	63.848.137	584.226.130
96	Miscellaneous manufactured articles	13.298.686	102.686.683	35.055.534	319.564.626
97	Works of arts, collectors' piece and antiques	86.667	491.297	342.696	3.641.690
98	Incompletely knocked down motor vehicles and their components	7.438	28.285	98.993	253.856
99	Postal packages, parcels, and returned goods	54.356	598.795	1.280.989	14.745.550
	Total Ekspor	60.995.692.132	474.430.473.566	24.777.175.554	219.328.763.138

Sumber : dokumen PEB dan non PEB, diolah

Tabel 3 : Ekspor Indonesia menurut Komoditi (Kode HS 8 digit)

September 2022

Kode H S	Uraian golongan barang	Berat bersih (Kg)		Nilai F.O.B. (U S \$)	
		Bulan ini	Kumulatif	Bulan ini	Kumulatif
(1)	(2)	(3)	(4)	(5)	(6)
01039200	Live swine, other than pure-bred breeding animals, weighing 50 kg or more	2.283.400	18.646.849	5.796.347	41.576.871
01041090	Live sheep, other than pure-bred breeding animals	-	65.174	-	262.199
01042090	Live goats, other than pure-bred breeding animals	-	14.800	-	49.065
01051110	Breeding fowls of the species gallus domesticus, weighing not more than 185 g	553	8.191	7.280	124.104
01059441	Live fighting cocks of the species gallus domesticus, 185 g ≤ weighing ≤ 2 kg	15	2.189	950	71.655
01059449	Live fighting cocks of the species gallus domesticus, weighing more than 2 kg	102	866	7.720	69.590
01059499	Live fowls of the species gallus domesticus, other than breeding fowls and fighting cocks, weighing more than 2 kg	-	200	-	2.680
01061100	Live primates	300	2.457	240.000	546.000
01061400	Live rabbits and hares	225	1.706	1.554	10.523
01061900	Live mammals, other than in subheading 010611 to 010614	1.604	5.691	11.377	114.516
01062000	Live reptiles (including snakes and turtles)	14.295	141.240	151.539	2.100.142
01063200	Live psittaciformes (including parrots, parakeets, macaws and cockatoos)	32	671	630	251.080
01063900	Live birds, other than birds of prey, psittaciformes, ostriches, emus (dromaius novaehollandiae)	-	55	-	1.119
01064900	Live insects other than bees	105	1.408	142	14.731
01069000	Live animals, other than in subheading 010611 to 010649	161	1.516	2.635	45.355
02023000	Boneless meat of bovine animals, frozen	-	27	-	655
02042200	Other cuts with bone in meat of sheep, fresh or chilled	-	4	-	130
02042300	Boneless meat of sheep, fresh or chilled	-	89	-	97
02071200	Meat and edible offal of fowls of the species gallus domesticus, not cut in pieces, frozen	10.031	322.029	30.553	738.744
02071300	Meat and edible offal of fowls of the species gallus domesticus, cuts and offal, fresh or chilled	-	10	-	101
02071410	Wings of fowls of the species gallus domesticus, frozen	-	1.486	-	3.791
02071491	Mechanically deboned or separated meat of fowls of the species gallus domesticus, other than wings and thighs, frozen	-	7.600	-	24.690
02071499	Meat and edible offal of fowls of the species gallus domesticus, other than mechanically deboned or separated meat, wings, thighs and livers, frozen	-	1.600	-	2.240
02074590	Meat and edible offal of ducks, cut in pieces and other than fatty livers, frozen	-	7.554	-	32.420
02085000	Meat and edible meat offal of reptiles (including snakes and turtles), fresh, chilled or frozen	-	46.430	-	72.983
02089010	Frogs' legs fresh, chilled or frozen	87.166	1.185.702	669.944	9.315.651
02101990	Meat of swine, other than hams, shoulders and cuts thereof, with bone in, bellies (streaky) and cuts thereof, bacon, boneless hams, salted, in brine, dried or smoked	-	173	-	175
02109300	Meat and edible meat offal of reptiles (including snakes and turtles) including edible flours and meals of meat or meat offal, salted, in brine, dried/smoked	9.868	125.330	298.051	3.760.963
02109990	Meat and edible meat offal, other than hs code 02101100 to 02109920 including edible flours and meals of meat or meat offal, salted, in brine, dried or smoked	-	648	-	1.615
03011110	Live fry freshwater ornamental fish	3.331	40.736	41.687	448.739
03011191	Live koi carp (cyprinus carpio) other than fry	700	2.052	12.131	56.052
03011192	Live goldfish (carassius auratus) other than fry	723	5.391	41.496	313.954
03011193	Live siamese fighting fish (beta splendens) other than fry	840	8.448	35.774	295.429
03011195	Live arowanas (scleropages formosus) other than fry	7.077	48.871	813.061	5.296.788
03011199	Live freshwater ornamental fish, other than HS code 03011191 to 03011195, other than fry	71.366	675.366	1.544.687	14.600.817
03011910	Live fry ornamental fish, other than freshwater fish	7	2.091	36	33.321
03011990	Live ornamental fish other than freshwater fish, other than fry	45.394	386.731	536.733	5.025.863
03019100	Live trout (salmo trutta, oncorhynchus mykiss, oncorhynchus clarki,	-	28	-	112
03019200	Live eels (anguilla spp)	5.933	1.664.664	5.933	1.678.849

Tabel 3 : Ekspor Indonesia menurut Komoditi (Kode HS 8 digit)

September 2022

Kode H S	Uraian golongan barang	Berat bersih (Kg)		Nilai F.O.B. (U S \$)	
		Bulan ini	Kumulatif	Bulan ini	Kumulatif
(1)	(2)	(3)	(4)	(5)	(6)
03019911	Live fry of milkfish and grouper, breeding	19.255	240.122	162.091	4.364.870
03019919	Live fry of milkfish and grouper, other than breeding	1.466	10.246	7.788	78.265
03019924	Live fish fry, other than HS code 03019100 to 03019923, breeding	-	130	-	3.150
03019929	Live fish fry, other than HS code 03019100 to 03019923, other than breeding	212	1.587	3.474	37.742
03019931	Live milkfish, other than fry, breeding	1.290	28.379	54.980	1.466.566
03019933	Live Leopard coral grouper (<i>plectropomus leopardus</i>), other than fry	22.584	128.470	269.119	1.585.387
03019934	Live Brown-marbled grouper (<i>epinephelus fuscoguttatus</i>), other than fry	8.468	59.914	88.071	603.305
03019935	Live Humpback grouper (<i>cromileptes altivelis</i>), other than fry	1.016	7.837	12.338	76.100
03019936	Live Grouper other than leopard coral, brown-marbled, and humpback, other than fry	71.510	681.887	511.397	5.979.248
03019941	Live Tilapias (<i>oreochromis</i> spp)	-	21	-	306
03019949	Live freshwater fish, n.ec in heading 0301 and other than carp for breeding	18.467	137.249	137.744	1.001.995
03019950	Live marine fish, n.e.c in heading 0301	5.368	61.328	62.216	543.116
03019990	Live fish, other than freshwater and marine fish	-	1.562	-	6.422
03022100	Halibut (<i>reinhardtius hippoglossoides</i> , <i>hippoglossus hippoglossus</i> , <i>hippoglossus stenolepis</i>), fresh or chilled	-	2.365	-	6.909
03022300	Sole (<i>solea</i> spp), fresh or chilled	1.825	62.979	2.212	65.195
03022900	Flat fish (<i>pleuronectidae</i> , <i>bothidae</i> , <i>cynoglossidae</i> , <i>soleidae</i> , <i>scophthalmidae</i> and <i>citharidae</i>) other than halibut, plaice, sole, turbot, fresh or chilled	172.100	1.034.415	173.987	1.083.896
03023100	Albacore or longfinned tunas (<i>thunnus alalunga</i>), fresh or chilled	-	77.977	-	238.047
03023200	Yellowfin tunas (<i>thunnus albacares</i>), fresh or chilled	102.115	703.381	790.400	4.225.439
03023400	Bigeye tunas (<i>thunnus obesus</i>), fresh or chilled	13.032	91.522	47.691	334.568
03023600	Southern bluefin tunas (<i>thunnus maccoyii</i>), fresh or chilled	3.938	18.711	13.099	65.015
03023900	Tunas other than albacore tunas, yellowfin tunas, skipjack tuna, bigeye tunas, atlantic and pacific bluefin tunas, southern bluefin tunas, fresh or chilled	43.757	336.410	291.542	2.057.685
03024100	Herrings (<i>clupea harengus</i> , <i>clupea pallasii</i>), fresh or chilled	-	600	-	126
03024200	Anchovies (<i>engraulis</i> spp), fresh or chilled	-	1.250	-	4.606
03024400	Mackerel (<i>scomber scombrus</i> , <i>scomber australasicus</i> , <i>scomber japonicus</i>), fresh or chilled	79.939	449.329	174.925	1.043.124
03024700	Swordfish (<i>xiphias gladius</i>), fresh or chilled	2.247	43.034	24.254	433.429
03024900	Sardinella, brisling or sprats, indian mackerels, seerfishes, jacks, crevalles, silver pomfrets, pacific saury, scads, capelin, kawakawa, bonitos, marlins, etc.	639.192	4.714.195	1.835.678	15.189.439
03027100	Tilapias (<i>oreochromis</i> spp), fresh or chilled	-	400	-	670
03027290	Catfish (<i>pangasius</i> spp, <i>silurus</i> spp, <i>clarias</i> spp, <i>ictalurus</i> spp) other than yellowtail catfish, fresh or chilled	12	11.375	24	12.109
03027900	Nile perch (<i>lates niloticus</i>) and snakeheads (<i>channa</i> spp), fresh or chilled	1.343	115.027	5.399	126.668
03028200	Rays and skates (<i>rajidae</i>), fresh or chilled	13.941	325.471	26.225	598.546
03028500	Seabream (<i>sparidae</i>), fresh or chilled	6.204	40.202	10.571	63.906
03028911	Grouper, fresh or chilled	324.071	2.720.457	1.176.826	10.420.935
03028914	Savalai hairtails (<i>lepturacanthus savala</i>), belanger's croakers (<i>johnius belangerii</i>), reeve's croakers (<i>chrysochir aureus</i>) and bigeye croakers (<i>pennahia anea</i>), fresh or chilled	105.775	1.144.512	113.379	1.825.910
03028916	Torpedo scads (<i>megalaspis cordyla</i>), spotted sicklefish (<i>drepane punctata</i>) and great barracudas (<i>sphyrna barracuda</i>), fresh or chilled	74.510	498.130	60.545	410.807
03028917	Black pomfrets (<i>parastromatus niger</i>), fresh or chilled	138.053	729.989	507.687	2.681.782
03028918	Mangrove red snappers (<i>lutjanus argentimaculatus</i>), fresh or chilled	134.483	1.109.117	426.545	3.347.126
03028919	Fresh or chilled marine fish, other than HS code 03028911 to 03028918	2.711.084	23.650.292	4.106.393	36.699.594
03028923	Silver grunts (<i>pomadasys argenteus</i>), fresh or chilled	-	397	-	833

Tabel 3 : Ekspor Indonesia menurut Komoditi (Kode HS 8 digit)

September 2022

Kode H S	Uraian golongan barang	Berat bersih (Kg)		Nilai F.O.B. (U S \$)	
		Bulan ini	Kumulatif	Bulan ini	Kumulatif
(1)	(2)	(3)	(4)	(5)	(6)
03028929	Fresh or chilled fish other than marine fish, other than hs code 03028922 to 03028929	9.567	522.918	10.138	807.142
03029100	Livers, roes and milt, fresh or chilled	-	2.763	-	25.820
03029900	Heads, tails, maws and other edible fish offal, other than shark fins, livers, roes and milt, fresh or chilled	1	26.551	35	11.493
03031100	Sockeye salmon (red salmon) (oncorhynchus nerka), frozen	5.794	12.091	103.485	215.406
03031400	Trout (salmo trutta, oncorhynchus mykiss, oncorhynchus clarki, oncorhynchus aguabonita, oncorhynchus gilae, oncorhynchus apache and oncorhynchus chrysogaster), frozen	-	31.821	-	707.794
03032300	Tilapias (oreochromis spp), frozen	21.645	213.663	54.162	531.805
03032400	Catfish (pangasius spp, silurus spp, clarias spp, ictalurus spp), frozen	127.319	1.319.000	219.449	2.032.372
03032500	Carp (cyprinus, carassius, ctenopharyngodon idellus, hypophthalmichthys, cirrhinus, mylopharyngodon piceus, catla catla, labeo, osteochilus hasselti, leptobarbus hoeveni, megalobrama), frozen	275	1.557	550	3.746
03032600	Eels (anguilla spp), frozen	809.274	4.325.087	1.464.693	7.596.206
03032900	Nile perch (lates niloticus) and snakeheads (channa spp), frozen	-	73.619	-	115.300
03033100	Halibut (reinhardtius hippoglossoides, hippoglossus hippoglossus, hippoglossus stenolepis), frozen	4.162	81.457	6.485	95.778
03033300	Sole (solea spp), frozen	-	15.415	-	36.097
03033900	Flat fish (pleuronectidae, bothidae, cynoglossidae, soleidae, scophthalmidae and citharidae) other than halibut, plaice, sole, turbot, frozen	30	18.447	60	24.719
03034100	Albacore or longfinned tunas (thunnus alalunga), frozen	935.447	5.380.567	3.163.692	17.068.431
03034200	Yellowfin tunas (thunnus albacares), frozen	1.729.791	14.541.443	6.728.045	57.453.226
03034300	Skipjack tuna (stripe-bellied bonito) (katsuwonus pelamis), frozen	1.763.550	15.259.444	2.680.662	23.479.558
03034400	Bigeye tunas (thunnus obesus), frozen	42.497	540.788	165.202	1.027.741
03034600	Southern bluefin tunas (thunnus maccoyii), frozen	-	26.731	-	122.732
03034910	Longtail tuna (thunnus tonggol), frozen	-	144.156	-	292.897
03034990	Tunas (of the genus thunnus), other than hs code 03024100 to 03024910, frozen	-	199.524	-	628.250
03035100	Herrings (clupea harengus, clupea pallasii), frozen	1.000	1.000	2.000	2.000
03035300	Sardines (sardina pilchardus, sardinops spp), sardinella (sardinella spp), brisling or sprats (sprattus sprattus), frozen	-	320.050	-	133.660
03035410	Mackerel (scomber scombrus, scomber australasicus), frozen	29.006	359.204	67.465	854.816
03035420	Pacific mackerel (scomber japonicus), frozen	-	24.670	-	32.991
03035500	Jack and horse mackerel (trachurus spp), frozen	-	35.862	-	21.928
03035600	Cobia (rachycentron canadum), frozen	8.605	166.812	16.824	287.745
03035700	Swordfish (xiphias gladius), frozen	181.550	1.161.707	1.044.302	6.782.887
03035910	Indian mackerels (rastrelliger kanagurta), island mackerels (rastrelliger faughni), frozen	60.137	914.069	155.453	1.998.688
03035920	Silver pomfrets (pampus spp), frozen	55.257	553.234	274.748	1.592.136
03035990	Anchovies, brisling or sprats, scomberomorus spp, caranx spp, pacific saury, decapterus spp, capelin, euthynnusaffinis, sarda spp, marlins, sailfishes, istiophoridae, frozen	2.614.493	17.248.490	5.285.751	34.871.453
03036900	Fish of the families bregmacerotidae, eulichthyidae, gadidae, macrouridae, melanonidae, merlucciidae, moridae and muraenolepididae other than of hs code 030336-030368, frozen	-	54.496	-	106.956
03038100	Dogfish and other sharks, frozen	137.972	2.719.925	142.299	3.329.499
03038200	Rays and skates (rajidae), frozen	25.850	363.815	48.102	934.284
03038911	Grouper, frozen	68.933	650.631	242.974	2.471.228
03038913	Bluntnose lizardfish (trachinocephalus myops), frozen	132.919	917.700	124.119	966.408
03038914	Savalai hairtails (lepturacanthus savala), belanger's croakers (johnius belangerii), reeve's croakers (chrysochir aureus) and bigeye croakers (pennahia anea), frozen	841.762	12.175.627	1.676.419	23.989.459

Tabel 3 : Ekspor Indonesia menurut Komoditi (Kode HS 8 digit)

September 2022

Kode H S	Uraian golongan barang	Berat bersih (Kg)		Nilai F.O.B. (U S \$)	
		Bulan ini	Kumulatif	Bulan ini	Kumulatif
		(1)	(2)	(3)	(4)
03038916	Torpedo scads (megalaspis cordyla), spotted sicklefish (drepane punctata) and great barracudas (sphyraena barracuda), frozen	12.768	238.328	30.005	373.973
03038917	Black pomfrets (parastromatus niger), frozen	119.301	1.348.868	262.191	3.023.993
03038918	Mangrove red snappers (lutjanus argentimaculatus), frozen	260.252	3.716.220	883.728	11.110.568
03038919	Frozen marine fish, other than HS code 03038911 to 03038918	3.991.564	36.240.566	8.766.595	69.442.485
03038923	Milkfish (chanos chanos), frozen	1.061.266	5.614.872	1.525.819	8.650.056
03038928	Wallago (wallago attu) and giant river-catfish (sperata seenghala), frozen	184	393	368	898
03038929	Frozen fish, other than marine fish, other than hs code 03038922 to 03038928	161.394	6.073.581	288.573	10.552.566
03039100	Livers, roes and milt, frozen	161.452	728.095	2.353.897	9.917.422
03039200	Shark fins, frozen	883	86.039	29.307	342.638
03039900	Heads, tails, maws and other edible fish offal other than shark fins, livers, roes and milt, frozen	102.183	613.159	92.739	748.537
03043200	Fresh or chilled fillets of catfish (pangasius spp, silurus spp, clarias spp, etc)	-	3.000	-	4.929
03043900	Fresh/chilled fillets of carp (cyprinus, carassius, cteno. idellus, hypophthalmichthys, cirrhinus, myloph. piceus, catla, labeo, osteo. hasselti, lepto. hoeveni, megalobrama), eels (anguilla), channa	-	15.000	-	71.100
03044500	Fresh or chilled fillets of swordfish (xiphias gladius)	1.880	20.187	24.819	229.928
03044700	Fresh or chilled fillets of dogfish and other sharks	-	323	-	426
03044800	Fresh or chilled fillets of rays and skates (rajidae)	1.080	1.080	1.912	1.912
03044900	Fresh or chilled fillets of other fish, other than in subheading 030431 to 030448	123.496	922.470	1.553.649	11.506.435
03045100	Fresh or chilled other fish meat (whether or not minced) of tilapias, catfish, carp, eels (anguilla spp), Nile perch (lates niloticus) and snakeheads (channa spp)	2.728	16.409	5.257	69.782
03045400	Fresh or chilled other fish meat (whether or not minced) of swordfish (xiphias gladius)	1.514	10.132	13.145	94.363
03045900	Fresh or chilled other fish meat (whether or not minced) of other fish, other than in subheading 030451 to 030457	202.062	582.046	656.870	2.058.221
03046100	Frozen fillets of tilapias (oreochromis spp)	1.011.565	8.218.041	7.290.046	57.258.245
03046200	Frozen fillets of catfish (pangasius spp, silurus spp, clarias spp, ictalurus)	6.000	9.141	8.003	16.146
03046900	Frozen fillets of carp (cyprinus, carassius, ctenoph. idellus, hypophthalmichthys, cirrhinus, myloph. piceus, catla catla, labeo, osteo. hasselti, lepto. hoeveni, megalobrama spp), eels, channa spp	-	8.199	-	29.511
03047100	Frozen fillets of cod (gadus morhua, gadus ogac, gadus macrocephalus)	660.336	2.734.415	5.312.307	20.605.895
03047500	Frozen fillets of Alaska pollock (theragra chalcogramma)	127.298	803.908	394.434	2.588.286
03048100	Frozen fillets of Pacific salmon (oncorhynchus nerka, oncor. gorbuscha, oncor. keta, oncor. tshawytscha, oncor. kisutch, oncor. masou, oncor. rhodurus), Atlantic salmon (salmo salar) and Danube salmon	45.809	337.372	311.640	3.652.188
03048200	Frozen fillets of trout (salmo trutta, oncorhynchus mykiss, oncorhynchus clarki, oncorhynchus aguabonita, oncorhynchus gilae, oncorhynchus apache and oncorhynchus chrysogaster)	11.592	27.620	82.110	339.869
03048300	Frozen fillets of flat fish (pleuronectidae, bothidae, cynoglossidae, soleidae, scophthalmidae and citharidae)	3.845	207.315	6.908	853.484
03048400	Frozen fillets of swordfish (xiphias gladius)	106.504	875.767	968.792	7.910.724
03048700	Frozen fillets of tunas (of the genus thunnus), skipjack tuna (stripe-bellied bonito) (katsuwonus pelamis)	5.092.687	40.666.554	37.501.646	325.460.537
03048800	Frozen fillets of dogfish, other sharks, rays and skates (rajidae)	34.062	179.727	187.232	998.486
03048910	Frozen fillets of mahi-mahi (coryphaena hippurus)	58.534	508.408	494.461	4.538.273
03048990	Frozen fillets of other fish, other than HS code 03048100 to 03048910	2.115.742	20.799.240	16.997.553	148.231.020

Tabel 3 : Ekspor Indonesia menurut Komoditi (Kode HS 8 digit)

September 2022

Kode H S	Uraian golongan barang	Berat bersih (Kg)		Nilai F.O.B. (U S \$)	
		Bulan ini	Kumulatif	Bulan ini	Kumulatif
(1)	(2)	(3)	(4)	(5)	(6)
03049100	Frozen other fish meat (whether or not minced) of swordfish (xiphias	9.125	14.325	55.905	62.033
03049300	Frozen other fish meat (whether or not minced) of tilapias (oreochromis spp), catfish (pangasius spp, silurus spp, clarias spp, ictalurus spp), carp, eels (anguilla spp), Nile perch (lates niloticus) and snakeheads (channa spp)	121.872	733.101	134.164	616.118
03049600	Frozen other fish meat (whether or not minced) of dogfish and other sharks	55.459	268.068	52.834	270.194
03049910	Frozen of surimi (minced fish meat)	1.295.800	6.586.790	3.707.038	18.650.561
03049990	Frozen other fish meat (whether or not minced) of other fish, other than HS code 03049100 to 03049910	130.926	4.917.234	884.908	21.487.745
03052090	Livers, roes and milt of fish, smoked, dried, salted or in brine, other than freshwater fish, dried, salted or in brine	367.932	1.435.506	12.879.071	36.494.693
03053200	Fish fillets of fish of the families bregmacerotidae, eulichthyidae, gadidae, macrouridae, melanonidae, merlucciidae, moridae and muraenolepididae, dried, salted or in brine, but not smoked	-	68.178	-	306.824
03053920	Fish fillets of savalai hairtails, belanger's croakers (johnius belangerii), reeve's croakers (chrysochir aureus) and bigeye croakers (pennahia anea), dried, salted or in brine, but not smoked	-	53.021	-	66.837
03053992	Fish fillets of marine fish, dried, salted or in brine, but not smoked, not elsewhere classified in heading 0305	65.665	523.814	161.951	1.665.582
03053999	Fish fillets of fish other than freshwater and marine fish n.e.c in heading 0305, dried, salted or in brine, but not smoked	-	43.910	-	74.971
03054910	Smoked fish, including fillets, other than edible fish offal of skipjack tuna (stripe-bellied bonito) (katsuwonus pelamis)	154.643	1.049.092	1.146.169	8.137.343
03054990	Smoked fish, including fillets, other than edible fish offal, not elsewhere classified in heading 0305	-	938.983	-	6.877.137
03055400	Dried fish, w.o.n salted but not smoked of herrings, anchovies, sardines, sardinella, brisling or sprats, scomber scombrus, indian mackerels, seerfishes, jack&horse mackerel, jacks, caranx, cobia, silver pomfrets, pacific saury, scads, capelin, swordfish, kawakawa, bonitos, marlins, sailfishes, spearfish	6.800	21.380	21.758	77.719
03055921	Dried fish, other than edible fish offal, whether or not salted but not smoked of anchovies (stolephorus spp, coilia spp, setipinna spp, lycotrissa spp, thryssa spp and encrasicholina spp)	106.112	613.925	483.385	3.532.999
03055929	Dried fish, other than edible fish offal, whether or not salted but not smoked of marine fish other than anchovies (stolephorus, coilia, setipinna, lycotrissa, thryssa and encrasicholina spp)	16.972	254.735	82.679	1.058.843
03055990	Dried fish, other than edible fish offal, whether or not salted but not smoked of other fish other than marine fish	215.793	1.348.029	445.434	2.699.968
03056300	Salted but not dried or smoked and fish in brine, other than edible fish offal of anchovies (engraulis spp)	15.480	140.060	191.121	1.764.926
03056910	Salted but not dried or smoked and fish in brine, other than edible fish offal of marine fish, not elsewhere classified in heading 0305	22.069	116.143	134.361	279.816
03056990	Salted but not dried or smoked and fish in brine, other than edible fish	-	44.000	-	104.209
03057110	Shark fins, dried or smoked	30.412	162.189	825.635	5.058.796
03057190	Shark fins, salted or in brine	-	97.622	-	3.579.423
03057211	Dried, salted or in brine, smoked of fish maws of cod	-	1.076	-	21.100
03057219	Dried, salted or in brine, smoked of fish maws of other than cod	22.666	222.245	361.592	3.610.333
03057299	Dried, salted or in brine, smoked of fish head and tail of other than cod	9.125	22.645	26.453	71.424
03057990	Dried, salted or in brine, smoked of fish fin and other edible offal other than fish head, tail, and maws of other than cod	17.423	112.014	251.205	1.811.174

Tabel 3 : Ekspor Indonesia menurut Komoditi (Kode HS 8 digit)

September 2022

Kode H S	Uraian golongan barang	Berat bersih (Kg)		Nilai F.O.B. (U S \$)	
		Bulan ini	Kumulatif	Bulan ini	Kumulatif
(1)	(2)	(3)	(4)	(5)	(6)
03061110	Rock lobster and other sea crawfish (palinurus spp, panulirus spp, jасus spp), frozen, smoked	10.430	107.039	155.601	1.082.931
03061190	Rock lobster and other sea crawfish (palinurus spp, panulirus spp, jасus spp), frozen, other than smoked	40.792	253.592	408.858	2.518.829
03061290	Lobsters (homarus spp), frozen, other than smoked	60	1.367	120	9.420
03061411	Soft shell crabs, frozen, smoked	66.278	602.594	573.209	5.313.805
03061419	Crab other than soft shell crabs, frozen, smoked	2.025	199.090	14.437	2.683.240
03061491	Swimming crabs (crabs of the family portunidae), frozen, other than smoked	87.251	137.617	124.291	184.898
03061492	King crabs (crabs of the family lithodidae), frozen, other than smoked	11.600	15.870	23.200	368.154
03061493	Snow crabs (crabs of the family origoniidae), frozen, other than smoked	-	27.991	-	2.261.824
03061499	Crab other than swimming crabs, king crabs, and snow crabs, frozen, other than smoked	41.448	610.152	1.336.095	6.303.973
03061500	Norway lobsters (nephrops norvegicus), frozen	-	520	-	2.309
03061600	Cold-water shrimps and prawns (pandalus spp, crangon crangon), frozen	62.487	559.840	708.060	5.687.852
03061711	Giant tiger prawns (penaeus monodon), frozen, headless	531.446	6.216.828	8.272.883	95.142.932
03061719	Giant tiger prawns (penaeus monodon), frozen, other than headless	246.355	3.092.531	3.139.724	37.854.415
03061721	Whiteleg shrimps (litopenaeus vannamei), frozen, headless, with tail	2.316.949	21.728.710	19.013.337	197.219.480
03061722	Whiteleg shrimps (litopenaeus vannamei), frozen, headless, without tail	1.383.069	11.728.027	11.214.780	99.627.012
03061729	Whiteleg shrimps (litopenaeus vannamei), frozen, other than headless, with or without tail	7.756.205	62.758.223	65.599.267	560.017.954
03061730	Giant river prawns (macrobrachium rosenbergii), frozen	-	130	-	1.390
03061790	Shrimps and prawns other than giant tiger prawns, whiteleg shrimps, and giant river prawns, frozen	1.370.917	14.378.158	11.454.753	124.278.238
03061900	Crustaceans not elsewhere classified in subheading 030611 to 030617, whether in shell or not , frozen	20.562	148.376	163.729	1.224.140
03063120	Rock lobster and other sea crawfish (palinurus spp, panulirus spp, jасus spp), fresh or chilled	73.086	719.907	1.677.058	15.648.733
03063130	Rock lobster and other sea crawfish (palinurus spp, panulirus spp, jасus spp), fresh or chilled	53	4.891	213	33.331
03063220	Lobsters (homarus spp), live, other than breeding	427	6.524	8.217	136.230
03063311	Blue crabs (callinectes spp) and snow crabs (crabs of the family oregoniidae), live	375.000	383.330	1.507.500	1.521.225
03063312	Blue crabs (callinectes spp) and snow crabs (crabs of the family oregoniidae), fresh or chilled	-	467.520	-	1.907.482
03063391	Crab other than blue crabs (callinectes spp) and snow crabs (crabs of the family oregoniidae), live	499.470	5.275.584	3.292.954	35.021.208
03063392	Crab other than blue crabs (callinectes spp) and snow crabs (crabs of the family oregoniidae), fresh or chilled	51.341	4.879.828	130.760	29.099.009
03063520	Cold-water shrimps and prawns (pandalus spp, crangon crangon), live, other than breeding	1	1.303	39	36.153
03063530	Cold-water shrimps and prawns (pandalus spp, crangon crangon), fresh	49.435	567.386	121.284	1.611.190
03063611	Giant tiger prawns (penaeus monodon), live, breeding	-	600	-	1.800
03063612	Whiteleg shrimps (litopenaeus vannamei), live, breeding	1	1.008	22.400	92.144
03063613	Giant river prawns (macrobrachium rosenbergii), live, breeding	-	20	-	136
03063619	Other shrimps and prawns other than giant tiger prawns, whiteleg shrimps, and giant river prawns, live, breeding	559	1.241	7.327	14.130
03063622	Whiteleg shrimps (litopenaeus vannamei), live, other than breeding	-	25	-	39.440
03063623	Giant river prawns (macrobrachium rosenbergii), live, other than breeding	-	3	-	30
03063629	Shrimps and prawns other than giant tiger prawns, whiteleg shrimps, and giant river prawns, live, other than breeding	146.311	957.237	2.896.684	20.096.416
03063631	Giant tiger prawns (penaeus monodon), fresh or chilled	5.363	32.069	17.863	140.808
03063632	Whiteleg shrimps (litopenaeus vannamei), fresh or chilled	276.443	2.202.426	1.252.865	9.081.146

Tabel 3 : Ekspor Indonesia menurut Komoditi (Kode HS 8 digit)

September 2022

Kode H S	Uraian golongan barang	Berat bersih (Kg)		Nilai F.O.B. (U S \$)	
		Bulan ini	Kumulatif	Bulan ini	Kumulatif
(1)	(2)	(3)	(4)	(5)	(6)
03063633	Giant river prawns (<i>macrobrachium rosenbergii</i>), fresh or chilled	-	11.800	-	22.008
03063639	Other shrimps and prawns other than giant tiger prawns, whiteleg shrimps, and giant river prawns, fresh or chilled	236.976	1.614.163	462.691	2.887.486
03063910	Live crustaceans, not elsewhere classified in subheading 030631 to 030636, whether in shell or not	1.879	14.816	31.910	330.994
03063920	Fresh or chilled crustaceans, not elsewhere classified in subheading 030631 to 030636, whether in shell or not,	-	105	-	4.689
03069329	Crabs, in airtight containers for retail sale, dried, salted or in brine	580	101.237	10.883	4.127.478
03069339	Crabs other than in airtight containers for retail sale, dried, salted or in brine	-	14.541	-	528.287
03069521	Shrimps and prawns, in airtight containers for retail sale, in shell, cooked by steaming or boiling in water	-	9	-	850
03069529	Shrimps and prawns, in airtight containers for retail sale, other than in shell, cooked by steaming or boiling in water	10.200	93.100	10.552	68.046
03069530	Shrimps and prawns, other than in airtight containers for retail sale	113.795	663.307	116.670	595.329
03069929	Crustaceans not elsewhere classified in subheading 030691 to 030695, whether in shell or not, in airtight containers for retail sale, dried, salted or in brine	-	3.701	-	26.052
03069939	Crustaceans not elsewhere classified in subheading 030691 to 030695, whether in shell or not, other than in airtight containers for retail sale, dried, salted or in brine, cooked by steaming or by boiling in water	-	11.210	-	54.608
03071110	Oysters, live	-	874	-	874
03071120	Oysters, fresh or chilled	-	11.545	-	6.985
03072110	Scallops and other molluscs of the family pectinidae, live	27.408	27.769	57.896	58.625
03072120	Scallops and other molluscs of the family pectinidae, fresh or chilled	47.300	84.750	31.645	57.760
03072200	Scallops and other molluscs of the family pectinidae, frozen	10.796	453.243	31.234	865.892
03073200	Mussels (<i>mytilus</i> spp, <i>perna</i> spp), frozen	2.204	12.037	2.205	27.198
03074211	Cuttle fish (<i>sepia officinalis</i> , <i>rossia macrosoma</i> , <i>sepiola</i> spp) and squid (<i>ommastrephes</i> spp, <i>loligo</i> spp, <i>nototodarus</i> spp, <i>sepioteuthis</i> spp), live	400	10.000	200	5.000
03074221	Cuttle fish (<i>sepia officinalis</i> , <i>rossia macrosoma</i> , <i>sepiola</i> spp) and squid (<i>ommastrephes</i> spp, <i>loligo</i> spp, <i>nototodarus</i> spp, <i>sepioteuthis</i> spp), fresh or chilled	101.245	513.118	436.364	2.323.547
03074229	Cuttle fish and squid other than <i>sepia officinalis</i> , <i>rossia macrosoma</i> , <i>sepiola</i> spp, <i>ommastrephes</i> spp, <i>loligo</i> spp, <i>nototodarus</i> spp, <i>sepioteuthis</i> spp,	7.000	342.210	9.849	1.299.659
03074310	Cuttle fish (<i>sepia officinalis</i> , <i>rossia macrosoma</i> , <i>sepiola</i> spp) and squid (<i>ommastrephes</i> spp, <i>loligo</i> spp, <i>nototodarus</i> spp, <i>sepioteuthis</i> spp),	8.335.788	79.924.127	41.914.529	343.068.109
03074390	Cuttle fish and squid other than <i>sepia officinalis</i> , <i>rossia macrosoma</i> , <i>sepiola</i> spp, <i>ommastrephes</i> spp, <i>loligo</i> spp, <i>nototodarus</i> spp, <i>sepioteuthis</i> spp, frozen	1.208.315	10.734.664	6.538.406	49.083.087
03074921	Cuttle fish (<i>sepia officinalis</i> , <i>rossia macrosoma</i> , <i>sepiola</i> spp) and squid (<i>ommastrephes</i> spp, <i>loligo</i> spp, <i>nototodarus</i> spp, <i>sepioteuthis</i> spp), dried, salted or in brine	73.980	989.879	654.879	6.587.586
03074929	Cuttle fish and squid other than <i>sepia officinalis</i> , <i>rossia macrosoma</i> , <i>sepiola</i> spp, <i>ommastrephes</i> spp, <i>loligo</i> spp, <i>nototodarus</i> spp, <i>sepioteuthis</i> spp, dried, salted or in brine	-	250	-	4.787
03074931	Cuttle fish (<i>sepia officinalis</i> , <i>rossia macrosoma</i> , <i>sepiola</i> spp) and squid (<i>ommastrephes</i> spp, <i>loligo</i> spp, <i>nototodarus</i> spp, <i>sepioteuthis</i> spp), smoked	156.238	454.340	702.593	1.830.175
03075110	Octopus (<i>octopus</i> spp), live	85	250	3	46
03075200	Octopus (<i>octopus</i> spp), frozen	1.226.732	14.704.832	7.301.393	91.316.567
03075930	Octopus (<i>octopus</i> spp), smoked	-	134.000	-	1.805.800
03076010	Snails, other than sea snails, live	14.113	248.076	102.060	1.192.459
03076020	Snails, other than sea snails, fresh, chilled or frozen	6.945	871.345	29.427	2.443.872
03076040	Snails, other than sea snails, dried, salted or in brine	-	364	-	1.700

Tabel 3 : Ekspor Indonesia menurut Komoditi (Kode HS 8 digit)

September 2022

Kode H S	Uraian golongan barang	Berat bersih (Kg)		Nilai F.O.B. (U S \$)	
		Bulan ini	Kumulatif	Bulan ini	Kumulatif
(1)	(2)	(3)	(4)	(5)	(6)
03077110	Clams, cockles and ark shells (families arcidae, arcticidae, cardiidae, donacidae, hiatellidae, mactridae, mesodesmatidae, myidae, semelidae, solecurtidae, solenidae, tridacnidae and veneridae), live	232.807	1.889.713	239.782	2.005.307
03077120	Clams, cockles and ark shells (families arcidae, arcticidae, cardiidae, donacidae, hiatellidae, mactridae, mesodesmatidae, myidae, semelidae, solecurtidae, solenidae, tridacnidae and veneridae), fresh/chilled	175.030	595.785	113.779	385.786
03077200	Clams, cockles and ark shells (families arcidae, arcticidae, cardiidae, donacidae, hiatellidae, mactridae, mesodesmatidae, myidae, semelidae, solecurtidae, solenidae, tridacnidae & veneridae), frozen	106.382	1.417.383	154.202	1.828.120
03077930	Clams, cockle, arkshells (arcidae, arcticidae, cardiidae, donacidae, hiatellidae, mactridae, mesodesmatidae, myidae, semelidae, solecurtidae, solenidae, tridacnidae and veneridae), dried, salted or in brine	-	14.520	-	21.780
03078110	Abalone (haliotis spp), live	1	14	4	290
03078400	Stromboid conchs (strombus spp), frozen	38.410	326.439	83.172	627.415
03078710	Abalone (haliotis spp), dried, salted or in brine	-	466	-	2.330
03079110	Molluscs, whether in shell or not, not elsewhere classified in subheadings 030711 to 030788, live	170.033	1.029.052	375.499	2.271.982
03079120	Molluscs, whether in shell or not, not elsewhere classified in subheadings 030711 to 030788, frozen	6	6.380	21	3.216
03079200	Molluscs, whether in shell or not, not elsewhere classified in subheadings 030711 to 030788, frozen	13.520	128.455	44.310	437.884
03079930	Molluscs, whether in shell or not, not elsewhere classified in subheadings 030711 to 030788, dried, salted or in brine	-	481	-	6.734
03081110	Sea cucumbers (stichopus japonicus, holothuroidea), live	-	66	-	1.806
03081120	Sea cucumbers (stichopus japonicus, holothuroidea), fresh or chilled	-	710	-	3.552
03081200	Sea cucumbers (stichopus japonicus, holothuroidea), frozen	-	27	-	486
03081920	Sea cucumbers (stichopus japonicus, holothuroidea), dried, salted or in brine	64.516	557.106	1.001.529	6.896.564
03082110	Sea urchins (strongylocentrotus spp, paracentrotus lividus, loxechinus albus, echinus esculentus), live	661	4.507	8.246	61.511
03082120	Sea urchins (strongylocentrotus spp, paracentrotus lividus, loxechinus albus, echinus esculentus), fresh or chilled	-	1	-	10
03083040	Jellyfish (rhophilema spp), dried, salted or in brine	482.955	2.255.197	687.951	3.948.970
03089010	Aquatic invertebrates other than crustaceans and molluscs, not elsewhere classified in subheadings 030811 to 030830, live	8.825	67.206	60.049	912.454
03089030	Aquatic invertebrates other than crustaceans and molluscs, not elsewhere classified in subheadings 030811 to 030830, frozen	3	1.168	17	3.901
03089040	Aquatic invertebrates other than crustaceans and molluscs, not elsewhere classified in subheadings 030811 to 030830, dried, salted or in brine	3.275	20.359	45.850	190.611
03091000	Flours, meals and pellets of fish, fit for human consumption	-	449.645	-	465.179
03099011	Flours, meals and pellets of crustaceans, fit for human consumption, fresh or chilled	-	1.040	-	6.110
03099019	Flours, meals and pellets of crustaceans, fit for human consumption, other than fresh, chilled or frozen	4	4	3	3
03099090	Flours, meals and pellets of other aquatic invertebrates, fit for human consumption	105	2.077	11.170	81.465
04011010	Milk and cream, not concentrated nor containing added sugar or other sweetening matter, of a fat content, by weight, not exceeding 1 %, in liquid form	39.707	452.224	28.951	362.490
04011090	Milk and cream, not concentrated nor containing added sugar or other sweetening matter, of a fat content, by weight, not exceeding 1 %, other than in liquid form	3.733	65.522	18.602	362.601
04012010	Milk and cream, not concentrated nor containing added sugar or other sweetening matter, of a fat content, by weight, exceeding 1 % but not exceeding 6%, in liquid form	438.224	3.754.410	363.623	3.279.450

Tabel 3 : Ekspor Indonesia menurut Komoditi (Kode HS 8 digit)

September 2022

Kode H S	Uraian golongan barang	Berat bersih (Kg)		Nilai F.O.B. (U S \$)	
		Bulan ini	Kumulatif	Bulan ini	Kumulatif
(1)	(2)	(3)	(4)	(5)	(6)
04012090	Milk and cream, not concentrated nor containing added sugar or other sweetening matter, of a fat content, by weight, exceeding 1 % but not exceeding 6%, other than in liquid form	-	10	-	8
04014010	Milk in liquid form, not concentrated nor containing added sugar or other sweetening matter, of a fat content, by weight, exceeding 6 % but not exceeding 10%	12.902	210.984	16.661	281.562
04014020	Milk in frozen form, not concentrated nor containing added sugar or other sweetening matter, of a fat content, by weight, exceeding 6 % but not exceeding 10%	83.671	352.118	107.492	456.614
04014090	Milk, not concentrated nor containing added sugar or other sweetening matter, of a fat content, by weight, exceeding 6 % but not exceeding 10%, other than in liquid form and in frozen form	27.212	259.693	186.969	1.604.342
04015010	Milk and cream, not concentrated nor containing added sugar or other sweetening matter, of a fat content, by weight, exceeding 10 %, in liquid form	13.863	213.127	28.199	445.231
04015090	Milk and cream, not concentrated nor containing added sugar or other sweetening matter, of a fat content, by weight, exceeding 10 %, other than in liquid form	-	42	-	69
04021041	Milk & cream, in powder, granules/other solid forms, of a fat content, by weight, not exceeding 15 %, not containing added sugar/other sweetening matter, in containers of a net weight of 20 kg or more	102.369	103.447	416.563	423.892
04021042	Milk & cream, in powder, granules/other solid forms, of a fat content, by weight, not exceeding 15 %, not containing added sugar/other sweetening matter, in containers of a net weight of 2 kg or less	-	10.548	-	46.700
04021049	Milk & cream, in powder, granules/other solid forms, of a fat content, by weight, not exceeding 15 %, not containing added sugar/other sweetening matter, in containers of a 2 kg < net weight < 20 kg	60.479	595.216	301.863	4.165.513
04021092	Milk & cream, in powder, granules/other solid forms, of a fat content, by weight, not exceeding 15 %, containing added sugar or other sweetening matter, in containers of a net weight of 2 kg or less	4.657	36.141	11.232	74.938
04021099	Milk & cream, in powder, granules/other solid forms, of a fat content, by weight, not exceeding 15 %, containing added sugar or other sweetening matter, in containers of a 2 kg < net weight < 20 kg	4.045	17.529	26.477	196.501
04022120	Milk & cream, in powder, granules/other solid forms, of a fat content, by weight, exceeding 15 %, not containing added sugar or other sweetening matter, in containers of a net weight of 20 kg or more	-	121	-	1.153
04022130	Milk & cream, in powder, granules/other solid forms, of a fat content, by weight, exceeding 15 %, not containing added sugar or other sweetening matter, in containers of a net weight of 2 kg or less	10	394	49	1.169
04022190	Milk & cream, in powder, granules/other solid forms, of a fat content, by weight, exceeding 15 %, not containing added sugar or other sweetening matter, in containers of a 2 kg < net weight < 20 kg	9.679	420.785	76.632	2.155.930
04022990	Milk and cream, in powder, granules or other solid forms, of a fat content, by weight, exceeding 15 %, containing added sugar or other sweetening matter, in containers of a 2 kg < net weight < 20 kg	501	23.292	2.392	168.764
04029100	Milk and cream, concentrated or containing added sugar or other sweetening matter, other than in subheading 040210 to 040221 , not containing added sugar or other sweetening matter	1.375	2.750	1.000	2.000

Tabel 3 : Ekspor Indonesia menurut Komoditi (Kode HS 8 digit)

September 2022

Kode H S	Uraian golongan barang	Berat bersih (Kg)		Nilai F.O.B. (U S \$)	
		Bulan ini	Kumulatif	Bulan ini	Kumulatif
(1)	(2)	(3)	(4)	(5)	(6)
04029900	Milk and cream, concentrated or containing added sugar or other sweetening matter, other than in subheading 040210 to 040221, containing added sugar or other sweetening matter	1.155.849	5.121.657	1.668.951	6.608.706
04032011	Yogurt, in liquid form, whether or not condensed, flavoured or containing added fruits (including pulp and jams), nuts or cocoa	113.647	1.327.516	168.629	1.753.116
04032019	Yogurt, in liquid form, whether or not condensed, not flavoured or containing added fruits (including pulp and jams), nuts or cocoa	9.320	562.488	12.682	754.449
04032091	Yogurt, not in liquid form, whether or not condensed, flavoured or containing added fruits (including pulp and jams), nuts or cocoa	247	386	1.321	1.667
04032099	Yogurt, not in liquid form, whether or not condensed, not flavoured or containing added fruits (including pulp and jams), nuts or cocoa	250.304	1.778.208	230.149	1.632.779
04039010	Buttermilk	2	422	5	265
04039090	Curdled milk and cream, kephir and other fermented or acidified milk and cream, whether or not concentrated/containing added sugar/oth sweetening matter/flavoured/containing added fruit, nuts or cocoa	1.148.874	10.389.141	1.327.793	10.860.025
04041011	Whey, fit for human consumption, whether or not concentrated or containing added sugar or other sweetening matter, in powder form	117.090	392.746	175.024	874.402
04041019	Modified whey, whether or not concentrated or containing added sugar or other sweetening matter, in powder form	5	14.999	25	34.736
04041099	Modified whey, whether or not concentrated or containing added sugar or other sweetening matter, not in powder form	-	1	-	1
04049000	Products consisting of natural milk constituents, whether or not containing added sugar or other sweetening matter, not elsewhere specified or included	576	3.537	3.888	15.154
04051000	Butter	1.281	96.708	2.113	189.946
04059010	Anhydrous butterfat	-	359.248	-	2.372.525
04059030	Ghee	19	49	26	96
04059090	Fats and oils derived from milk, other than anhydrous butterfat, butteroil, dan ghee	1.586	3.367	5.740	6.840
04061010	Fresh (unripened or uncured) cheese, including whey cheese	2.411	12.340	14.618	67.301
04062010	Grated or powdered cheese, of all kinds, in packages of a gross weight exceeding 20 kg	1.201	12.400	3.936	44.074
04062090	Grated or powdered cheese, of all kinds, other than in packages of a gross weight exceeding 20 kg	118	7.485	92	27.938
04063000	Processed cheese, not grated or powdered	68.938	816.453	249.092	3.164.044
04069000	Other cheese, not elsewhere classified in subheadings 040610 to 040640	118.208	1.432.192	486.556	5.426.692
04071110	Fertilised eggs for incubation of fowls of the species gallus domesticus, for breeding	7.582	57.779	109.711	810.607
04071190	Fertilised eggs for incubation of fowls of the species gallus domesticus, not for breeding	129.834	253.518	104.879	185.559
04072100	Fresh eggs of fowls of the species gallus domesticus	10.800	10.800	42.327	42.327
04072990	Fresh eggs, other than of fowls of the species gallus domesticus and ducks	-	240	-	154
04081100	Egg yolks, dried	500	3.000	7.225	44.715
04090000	Natural honey	36.033	391.556	41.053	1.510.487
04101000	Insects, edible	-	659	-	10.833
04109010	Birds' nests	113.439	1.077.406	43.979.766	465.155.123
04109090	Edible products of animal origin, not elsewhere specified or included, other than birds' nests and turtles' eggs	-	848	-	85.187
05010000	Human hair, unworked, whether or not washed or scoured, waste of human hair	287	25.794	16.989	968.794

Tabel 3 : Ekspor Indonesia menurut Komoditi (Kode HS 8 digit)

September 2022

Kode H S	Uraian golongan barang	Berat bersih (Kg)		Nilai F.O.B. (U S \$)	
		Bulan ini	Kumulatif	Bulan ini	Kumulatif
		(1)	(2)	(3)	(4)
05029000	Badger hair and other brush making hair, waste of such bristles or hair	-	1	-	50
05051010	Duck feathers of a kind used for stuffing, down	156.735	1.268.683	300.242	2.560.707
05051090	Feathers of a kind used for stuffing, down, other than duck feathers	4	257.095	754	1.010.493
05059010	Duck feathers, other than of a kind used for stuffing, down	-	189.217	-	494.441
05059090	Skins and other parts of birds, powder and waste feathers and parts of feathers or parts of feathers, feathers and parts of feathers not elsewhere	59	462	1.414	12.890
05061000	Ossein and bones treated with acid	42	849	494	5.853
05069000	Bones and horn-cores, unworked, defatted, simply prepared (but not cut to shape), treated with acid or degelatinised, powder and waste of these products, other than ossein and bones treated with acid	193	433.036	9.474	1.291.146
05079090	Whalebone and whalebone hair, horns, antlers, hooves, nails, claws and beaks, unworked or simply prepared but not cut to shape, powder and waste of these products	10.650	10.650	111.825	111.825
05080020	Shells of molluscs, crustaceans or echinoderms	481.835	4.828.101	437.633	4.537.137
05080090	Coral and similar materials, unworked or simply prepared but not otherwise worked	68.150	616.410	1.036.585	10.542.530
05100000	Ambergris, castoreum, civet & musk, cantharides, bile, w.o.n dried, glands & oth animal products used in the preparation of pharmaceutical products, fresh, chilled, frozen/otherwise provisionally preserved	60	183	3.000	12.850
05119110	Roes and milt of fish or crustaceans, molluscs or other aquatic invertebrates	-	150	-	448
05119130	Fish skin	217.279	1.469.033	236.797	1.816.714
05119190	Products of fish or crustaceans, molluscs or other aquatic invertebrates, dead animals of chapter 3, other than roes and milt, artemia egg, fish skin	64.550	1.129.676	218.999	3.741.597
05119930	Natural sponges	-	240	-	270
05119990	Animal products not elsewhere specified or included, dead animals of chapter 1 or 3, unfit for human consumption, other than hs code 05111000 to 05119930	112	5.935	761	299.590
06021090	Unrooted cuttings and slips of other live plants (including their roots), other than orchids and rubber trees	1	477	179	3.262
06022000	Trees, shrubs and bushes, grafted or not, of kinds which bear edible fruit or nuts	-	9.489	-	31.047
06029010	Rooted orchid cuttings and slips	-	535	-	6.925
06029040	Budded stumps of the genus hevea	-	25	-	1.544
06029050	Seedlings of the genus hevea	330	3.129	77.198	476.238
06029060	Budwood of the genus hevea	10	10	10	10
06029090	Other live plants (including their roots), root cuttings and slips, mushroom spawn	324.199	2.690.108	1.021.008	11.024.926
06031100	Cut flowers and flower buds of a kind suitable for bouquets or for ornamental purposes of roses, fresh	10	194	20	1.189
06031200	Cut flowers and flower buds of a kind suitable for bouquets or for ornamental purposes of carnations, fresh	-	7	-	12
06031300	Cut flowers and flower buds of a kind suitable for bouquets or for ornamental purposes of orchids, fresh	-	9.500	-	60.100
06031400	Cut flowers and flower buds of a kind suitable for bouquets or for ornamental purposes of chrysanthemums, fresh	14.801	131.553	82.173	728.775
06031900	Cut flowers and flower buds of a kind suitable for bouquets or for ornamental purposes, other than roses, carnations, orchids, chrysanthemums, lilies (lilium spp), fresh	152.346	792.104	244.833	1.577.327
06039000	Cut flowers and flower buds of a kind suitable for bouquets or for ornamental purposes, dried, dyed, bleached, impregnated or otherwise prepared	2	108	5	340
06042010	Mosses and lichens, fresh	4.169	36.103	30.447	286.985
06042090	Foliage, branches and other parts of plants, without flowers or flower buds, and grasses, being goods of a kind suitable for bouquets or for ornamental purposes, fresh	239.488	1.459.223	225.711	1.814.767

Tabel 3 : Ekspor Indonesia menurut Komoditi (Kode HS 8 digit)

September 2022

Kode H S	Uraian golongan barang	Berat bersih (Kg)		Nilai F.O.B. (U S \$)	
		Bulan ini	Kumulatif	Bulan ini	Kumulatif
(1)	(2)	(3)	(4)	(5)	(6)
06049010	Mosses and lichens, dried, dyed, bleached, impregnated or otherwise prepared	11.019	90.066	62.959	515.830
06049090	Foliage, branches & oth parts of plants,without flowers/flower buds,and grasses,being goods of a kind suitable for bouquets/for ornamental purposes,dried, dyed,bleached,impregnated/otherwise prepared	8.757	55.413	6.769	80.855
07011000	Potatoes seed, fresh or chilled	5	32	1	125
07019090	Potatoes, other than seed and chipping potatoes, fresh or chilled	267.407	2.070.147	228.276	1.687.250
07020000	Tomatoes, fresh or chilled	9.983	68.483	17.956	155.134
07031019	Onions, other than bulbs for propagation, fresh or chilled	348	458	1.333	2.522
07031021	Shallots, bulbs for propagation, fresh or chilled	-	15	-	18
07031029	Shallots, other than bulbs for propagation, fresh or chilled	502.635	660.310	835.572	1.159.054
07032010	Garlic, bulbs for propagation, fresh or chilled	-	71	-	162
07039090	Leeks and other alliaceous vegetables, other than bulbs for propagation, fresh or chilled	80	2.344	42	464
07041010	Cauliflowers, fresh or chilled	23.500	23.621	2.589	3.161
07041020	Headed broccoli, fresh or chilled	6	126	13	600
07042000	Brussels sprouts, fresh or chilled	1.180	10.800	1.421	12.722
07049010	Round (drumhead) cabbages, fresh or chilled	2.713.697	16.757.103	791.898	4.307.656
07049020	Chinese mustard, fresh or chilled	-	272.625	-	263.504
07049030	Other cabbages, fresh or chilled	2	2	3	3
07049090	Kohlrabi, kale and similar edible brassicas, fresh or chilled	2.129.487	15.022.610	517.390	3.777.990
07051100	Cabbage lettuce (head lettuce), fresh or chilled	105.588	410.211	81.154	314.592
07051900	Lettuce (lactuca sativa), other than cabbage lettuce, fresh or chilled	76.260	685.554	86.409	668.924
07052900	Chicory other than witloof chicory, fresh or chilled	-	1.150	-	6.652
07061010	Carrots, fresh or chilled	3.613	19.836	2.067	11.091
07061020	Turnips, fresh or chilled	4.542	42.875	2.308	21.330
07069000	Salad beetroot, salsify, celeriac, radishes and similar edible roots, fresh or chilled	64.994	95.233	17.972	43.530
07070000	Cucumbers and gherkins, fresh or chilled	273	6.737	1.395	5.558
07081000	Peas (pisum sativum), shelled or unshelled, fresh or chilled	5	15.729	22	18.251
07082010	French beans, shelled or unshelled, fresh or chilled	81.842	834.115	110.011	1.025.314
07082020	Long beans, shelled or unshelled, fresh or chilled	-	424	-	1.070
07082090	Beans (vigna spp, phaseolus spp) other than french beans and long beans, shelled or unshelled, fresh or chilled	33.919	179.104	38.771	230.920
07089000	Leguminous vegetables other than peas and beans, shelled or unshelled, fresh or chilled	113.411	661.381	107.284	795.403
07092000	Asparagus, fresh or chilled	94	715	693	9.486
07093000	Aubergines (egg-plants), fresh or chilled	33.997	186.607	45.504	253.303
07094000	Celery other than celeriac, fresh or chilled	-	10	-	3
07095100	Mushrooms of the genus agaricus, fresh or chilled	6.256	101.023	31.868	406.685
07095990	Mushrooms and truffles, other than HS code 07095100 to 07095920, fresh or chilled	2.405	5.999	1.394	3.209
07096010	Chillies (fruits of genus capsicum), fresh or chilled	4.590	56.043	4.720	92.887
07096090	Fruits of the genus capsicum or of the genus pimenta, fresh or chilled, other than chillies (fruits of genus capsicum)	-	692	-	820
07097000	Spinach, new zealand spinach and orache spinach (garden spinach), fresh or chilled	51	501	158	1.597
07099200	Olives, fresh or chilled	-	0	-	1
07099300	Pumpkins, squash and gourds (cucurbita spp), fresh or chilled	64.194	380.144	26.427	163.817
07099910	Sweet corn, fresh or chilled	2.472	7.107	1.365	3.570
07099920	Lady's finger (okra), fresh or chilled	2.291	965.995	1.193	1.851.142
07099990	Vegetables, other than HS code 07092000 to 07099920, fresh or chilled	76.831	589.895	135.627	925.590
07101000	Potatoes, uncooked or cooked by steaming or boiling in water, frozen	5.034	5.034	6.408	6.408
07102200	Beans (vigna spp, phaseolus spp), shelled or unshelled, uncooked or cooked by steaming or boiling in water, frozen	99.000	212.305	183.092	702.862

Tabel 3 : Ekspor Indonesia menurut Komoditi (Kode HS 8 digit)

September 2022

Kode H S	Uraian golongan barang	Berat bersih (Kg)		Nilai F.O.B. (U S \$)	
		Bulan ini	Kumulatif	Bulan ini	Kumulatif
(1)	(2)	(3)	(4)	(5)	(6)
07102900	Leguminous vegetables other than peas and bean, shelled or unshelled, uncooked or cooked by steaming or boiling in water, frozen	544.467	3.543.025	1.068.856	7.116.179
07103000	Spinach, new zealand spinach and orache spinach (garden spinach), uncooked or cooked by steaming or boiling in water, frozen	-	159	-	335
07104000	Sweet corn, uncooked or cooked by steaming or boiling in water, frozen	201.438	1.315.787	240.218	1.588.790
07108000	Vegetables, other than in subheading 071021 to 071040, uncooked or cooked by steaming or boiling in water, frozen	746.639	5.240.480	1.382.613	9.176.334
07109000	Mixtures of vegetables, uncooked or cooked by steaming or boiling in water, frozen	-	76.651	-	179.730
07114090	Cucumbers and gherkins, provisionally preserved other than by sulphur dioxide gas, but unsuitable in that state for immediate consumption	-	1.225	-	425
07115190	Mushrooms of the genus agaricus, provisionally preserved, but unsuitable in that state for immediate consumption, preserved other than by sulphur dioxide gas	1.277	2.881	1.680	8.116
07115990	Mushrooms and truffles, other than mushrooms of the genus agaricus, provisionally preserved, but unsuitable in that state for immediate consumption, preserved other than by sulphur dioxide gas	-	1	-	3
07119010	Sweet corn, provisionally preserved, but unsuitable in that state for immediate consumption	-	1.906	-	578
07119020	Chillies (fruits of genus capsicum), provisionally preserved, but unsuitable in that state for immediate consumption	1.482	11.957	9.996	75.006
07119050	Onions, preserved other than by sulphur dioxide gas	1.357	3.842	4.071	11.059
07119090	Vegetables, other than HS code 07112011 to 07119050, mixtures of vegetables, preserved other than by sulphur dioxide gas	18.600	69.840	22.448	107.538
07122000	Onions, dried , whole, cut, sliced, broken or in powder, but not further prepared	6	409	32	1.261
07123100	Mushrooms of the genus agaricus, dried , whole, cut, sliced, broken or in powder, but not further prepared	6.758	50.093	25.016	137.179
07123200	Wood ears (auricularia spp), dried , whole, cut, sliced, broken or in powder, but not further prepared	1.250	1.540	503	2.320
07123400	Shiitake (lentinus edodes), dried , whole, cut, sliced, broken or in powder, but not further prepared	-	345	-	5.087
07123990	Mushrooms other than of the genus agaricus, dried , whole, cut, sliced, broken or in powder, but not further prepared	10.880	37.514	48.969	169.800
07129010	Garlic, dried , whole, cut, sliced, broken or in powder, but not further prepared	101	34.096	1.721	76.801
07129020	Sweet corn, dried , whole, cut, sliced, broken or in powder, but not further prepared	-	0	-	7
07129090	Vegetables, other than HS code 07122000 to 07129020, mixtures of vegetables, dried , whole, cut, sliced, broken or in powder, but not further prepared	117.812	1.370.147	602.155	5.955.601
07131090	Peas (pisum sativum), dried, shelled, whether or not skinned or split, not suitable for sowing	-	39	-	34
07132090	Chickpeas (garbanzos), dried, shelled, whether or not skinned or split, not suitable for sowing	300	300	60	60
07133190	Beans of the species vigna mungo (l) hepper or vigna radiata (l) wilczek, dried, shelled, whether or not skinned or split, not suitable for sowing	4.235.000	10.111.495	6.231.841	13.506.004
07133290	Small red (adzuki) beans (phaseolus or vigna angularis), dried, shelled, whether or not skinned or split, not suitable for sowing	-	15.350	-	8.510
07133390	Kidney beans, including white pea beans (phaseolus vulgaris), dried, shelled, whether or not skinned or split, not suitable for sowing	12.962	72.990	8.518	33.754

Tabel 3 : Ekspor Indonesia menurut Komoditi (Kode HS 8 digit)

September 2022

Kode H S	Uraian golongan barang	Berat bersih (Kg)		Nilai F.O.B. (U S \$)	
		Bulan ini	Kumulatif	Bulan ini	Kumulatif
(1)	(2)	(3)	(4)	(5)	(6)
07133490	Bambara beans (vigna subterranea or voandzeia subterranea), dried, shelled, whether or not skinned or split, not suitable for sowing	7.500	7.500	3.000	3.000
07139090	Dried leguminous vegetables other than in subheading 071310 to 071360, shelled, whether or not skinned or split, not suitable for sowing	800	3.930	200	1.008
07141011	Dried chips of manioc (cassava)	3.130	122.204	8.589	266.212
07141019	Manioc (cassava), sliced or in the form of pellets, other than dried chips	126.094	234.316	70.319	291.537
07141091	Manioc (cassava), other than sliced or in the form of pellets, frozen	5.345	12.593	5.237	12.918
07141099	Manioc (cassava), other than sliced or in the form of pellets, fresh, chilled, or dried	50.451	196.996	23.243	148.795
07142010	Sweet potatoes, whether or not sliced or in the form of pellets, frozen	625.422	3.228.727	799.845	4.552.908
07142090	Sweet potatoes, whether or not sliced or in the form of pellets, fresh, chilled, or dried	894.839	7.637.819	365.104	4.032.658
07143090	Yams (dioscorea spp), whether or not sliced or in the form of pellets, fresh, chilled, or dried	1.560	7.913	836	3.846
07144010	Taro (colocasia spp), whether or not sliced or in the form of pellets, frozen	5.000	68.998	14.750	109.354
07144090	Taro (colocasia spp), whether or not sliced or in the form of pellets, fresh, chilled, or dried	303.595	2.479.778	316.754	945.150
07149019	Sago pith, fresh, chilled, or dried	60	2.576.561	43	383.511
08011100	Coconuts, desiccated, fresh or dried, whether or not shelled or peeled	9.591.294	83.036.589	12.045.504	117.977.366
08011200	Coconuts, in the inner shell (endocarp), fresh or dried, whether or not peeled	23.729.387	235.961.811	4.690.162	56.426.223
08011910	Young coconut, fresh or dried, whether or not peeled	500	526.683	477	96.751
08011990	Coconuts, other than desiccated, in the inner shell (endocarp), and young coconut, fresh or dried, whether or not shelled or peeled	19.661.361	293.170.606	4.564.007	79.327.465
08012100	Brazil nuts, in shell, fresh or dried, whether or not peeled	10.000	10.001	1.212	1.235
08012200	Brazil nuts, shelled, fresh or dried, whether or not peeled	10.200	32.547	8.729	38.615
08013100	Cashew nuts, in shell, fresh or dried, whether or not peeled	6.685.071	10.896.066	9.010.516	14.748.877
08013200	Cashew nuts, shelled, fresh or dried, whether or not peeled	113.975	1.779.885	865.902	12.564.810
08021100	Almonds, in shell, fresh or dried, whether or not peeled	1.020	2.131	3.247	3.682
08021210	Almonds, shelled, blanched, fresh or dried, whether or not peeled	56.485	280.754	334.304	1.720.196
08021290	Almonds, shelled, unblanched, fresh or dried, whether or not peeled	2.007	167.146	8.509	1.064.273
08022100	Hazelnuts or filberts (corylus spp), in shell, fresh or dried, whether or not peeled	13	13	105	105
08022200	Hazelnuts or filberts (corylus spp), shelled, fresh or dried, whether or not peeled	-	200	-	400
08023100	Walnuts, in shell, fresh or dried, whether or not peeled	-	1.240	-	9.176
08023200	Walnuts, shelled, fresh or dried, whether or not peeled	2.163	7.020	2.603	19.264
08025100	Pistachios, in shell, fresh or dried, whether or not peeled	-	3	-	164
08027000	Kola nuts (cola spp), fresh or dried, whether or not shelled or peeled	-	1.244	-	4.797
08028000	Areca nuts, fresh or dried, whether or not shelled or peeled	14.378.879	153.794.376	15.374.999	211.455.843
08029100	Pine nuts, in shell, fresh or dried, whether or not peeled	-	5.360	-	14.174
08029200	Pine nuts, shelled, fresh or dried, whether or not peeled	760	74.740	9.389	104.492
08029900	Nuts, not elsewhere classified in heading 0801 and 0802, fresh or dried, whether or not shelled or peeled	146.559	3.675.522	272.839	5.154.053
08031010	Plantains, fresh	1.266.677	7.944.777	371.715	2.405.503
08031020	Plantains, dried	1.312	5.207	3.639	15.587
08039010	Lady's finger banana, fresh or dried	15.343	150.996	11.198	93.781
08039020	Cavendish banana (musa acuminata), fresh or dried	326.213	3.630.736	194.483	1.986.694
08039090	Bananas, not elsewhere classified in subheading 0803, fresh or dried,	106.703	4.951.887	13.590	2.309.505
08041000	Dates, fresh or dried	12	17.967	27	46.321

Tabel 3 : Ekspor Indonesia menurut Komoditi (Kode HS 8 digit)

September 2022

Kode H S	Uraian golongan barang	Berat bersih (Kg)		Nilai F.O.B. (U S \$)	
		Bulan ini	Kumulatif	Bulan ini	Kumulatif
(1)	(2)	(3)	(4)	(5)	(6)
08043000	Pineapples, fresh or dried	271.690	4.225.490	163.050	2.445.104
08044000	Avocados, fresh or dried	54.706	368.133	26.104	173.136
08045010	Guavas, fresh or dried	1.395	11.843	2.767	22.677
08045021	Mangoe, fresh	43.201	99.821	66.368	204.281
08045022	Mangoes, dried	118	573	1.932	8.684
08045030	Mangosteens, fresh or dried	7.245.005	18.814.591	18.401.305	50.591.958
08051010	Oranges, fresh	87.334	172.083	37.190	96.653
08052100	Mandarins (including tangerines and satsumas), fresh or dried	1.150	11.490	240	5.706
08052200	Clementines, fresh or dried	-	42	-	428
08052900	Citrus fruit, wilkings and similar citrus hybrids, fresh or dried	1.340	1.585	1.012	1.179
08054000	Grapefruit and pomelos, fresh or dried	36	82	48	108
08055010	Lemons (citrus limon, citrus limonum, fresh or dried	294	17.179	108	16.177
08055020	Limes (citrus aurantifolia, citrus latifolia), fresh or dried	9.168	368.931	14.170	358.529
08059000	Citrus fruit, fresh or dried, , not elsewhere classified in heading 0805	1.756	80.751	6.000	164.028
08061000	Grapes, fresh	3	27.719	34	45.773
08062000	Grapes, dried	-	934	-	1.072
08071100	Watermelons, fresh	33.360	87.175	10.843	35.829
08071900	Melons, other than watermelon, fresh	5.250	15.815	2.905	12.393
08072000	Papaws (papayas), fresh	470	5.273	2.739	7.792
08081000	Apples, fresh	-	2.450	-	610
08092100	Sour cherries (prunus cerasus), fresh	15	15	27	27
08092900	Cherries other than sour cherries (prunus cerasus), fresh	50	350	100	666
08094010	Plums, fresh	4	8.084	15	5.989
08102000	Raspberries, blackberries, mulberries and loganberries, fresh	4.325	25.898	77.637	458.969
08104000	Cranberries, bilberries and other fruits of the genus vaccinium, fresh	-	5	-	6
08106000	Durians, fresh	44.263	90.708	45.258	123.262
08109010	Longans, mata kucing, fresh	540	741	555	618
08109020	Lychees, fresh	32	88	56	380
08109030	Rambutan, fresh	82.865	349.701	38.949	479.935
08109040	Langsat (lanzones), fresh	135.390	303.770	48.908	117.541
08109050	Jackfruit (including cempedak and nangka), fresh	16.121	77.207	9.178	109.660
08109060	Tamarinds, fresh	100.083	176.059	47.509	92.895
08109070	Starfruit, fresh	11	587	44	1.264
08109091	Salacca (snake fruit), fresh	345.084	1.830.265	308.725	1.585.784
08109092	Dragon fruit, fresh	62.970	208.696	77.222	350.916
08109093	Sapodilla (ciku fruit), fresh	141	469	515	2.302
08109094	Pomegranate (punica spp), annona spp, syzygium spp, eugenia spp, marian plum(bouea spp), passiflora spp, cottonfruit (sandoricum spp), jujube (ziziphus spp) and tampoi or rambai (baccaurea spp), fresh	2.068	34.078	565	31.211
08109099	Other fruit, fresh, not elsewhere classified in heading 0803-0810	65.016	179.670	18.168	126.434
08111000	Strawberries, uncooked or cooked by steaming or boiling in water, frozen, whether or not containing added sugar or other sweetening matter	-	25.935	-	40.224
08119000	Fruit and nuts, uncooked or cooked by steaming or boiling in water, frozen, whether or not containing added sugar or other sweetening matter, n.ec. in heading 0811	514.158	4.245.743	768.078	4.970.190
08129090	Fruit and nuts, other than cherries, strawberries, provisionally preserved, but unsuitable in that state for immediate consumption	134.960	168.676	167.920	182.761
08132000	Prunes, dried	-	396	-	289
08133000	Apples, dried	98	1.523	581	2.011
08134010	Longans, dried	175.000	223.000	73.500	93.660
08134020	Tamarinds, dried	4.845.839	6.649.049	2.011.063	2.943.993
08134090	Fruit dried, other than that of headings 0801 to 0806, other than apricots, prunes, apples, longans, tamarinds	114.585	1.217.605	88.347	1.089.773
08135030	Mixtures of which dates predominate by weight	-	13.710	-	34.337

Tabel 3 : Ekspor Indonesia menurut Komoditi (Kode HS 8 digit)

September 2022

Kode H S	Uraian golongan barang	Berat bersih (Kg)		Nilai F.O.B. (U S \$)	
		Bulan ini	Kumulatif	Bulan ini	Kumulatif
		(1)	(2)	(3)	(4)
08135040	Mixtures of dried of which avocados or oranges or mandarins (including tangerines and satsumas) predominate by weight	15	16	10	120
08135090	Mixtures of nuts or dried fruits of this chapter, n.e.c in subheading 081350 predominate by weight	-	400	-	804
08140000	Peel of citrus fruit or melons (including watermelons), fresh, frozen, dried or provisionally preserved in brine, in sulphur water or in other preservative solutions	8	20	15	29
09011120	Arabica, not roasted, not decaffeinated	4.223.110	33.235.993	26.678.946	206.468.890
09011130	Robusta, not roasted, not decaffeinated	44.032.975	265.198.407	85.765.736	585.943.611
09011190	Coffee other than arabica and robusta, not roasted, not decaffeinated	1.224.737	4.561.545	2.699.793	11.811.685
09011220	Arabica or robusta, not roasted, decaffeinated	8.869	60.775	78.672	445.861
09011290	Coffee other than arabica or robusta, not roasted, decaffeinated	90	10.939	786	26.227
09012111	Arabica, roasted, unground, not decaffeinated	12.628	53.347	52.597	306.325
09012112	Robusta, roasted, unground, not decaffeinated	6.392	164.364	26.300	427.055
09012119	Coffee other than arabica and robusta , roasted, unground, not decaffeinated	34	47.795	247	535.841
09012120	Coffee, roasted, not decaffeinated, ground	117.373	1.901.517	358.791	6.077.893
09012210	Coffee, roasted, decaffeinated, unground	2.945	12.081	12.964	100.961
09012220	Coffee, roasted, decaffeinated, ground	-	3.468	-	12.211
09019010	Coffee husks and skins	-	8.591	-	25.501
09019020	Coffee substitutes containing coffee	103.009	691.891	299.177	1.968.467
09021010	Leaves Green tea (not fermented) in immediate packings of a content not exceeding 3 kg, whether or not flavoured	87	27.378	530	128.640
09021090	Green tea (not fermented), other than leaves in immediate packings of a content not exceeding 3 kg, whether or not flavoured	11.930	155.210	155.798	1.464.462
09022010	Leaves green tea (not fermented), other than in immediate packings of a content not exceeding 3 kg, whether or not flavoured	170.704	2.482.797	411.943	4.883.578
09022090	Green tea (not fermented), other than leaves in immediate packings of a content not exceeding 3 kg, whether or not flavoured	243.713	1.133.784	237.219	1.472.113
09023010	Leaves black tea (fermented) and partly fermented tea, in immediate packings of a content not exceeding 3 kg, whether or not flavoured	968	4.834	5.594	33.598
09023090	Black tea (fermented) and partly fermented tea, other than leaves, in immediate packings of a content not exceeding 3 kg, whether or not flavoured	217.237	3.252.254	1.369.520	19.670.611
09024010	Leaves black tea (fermented) and partly fermented tea, other than in immediate packings of a content not exceeding 3 kg, whether or not flavoured	170.403	1.344.313	305.147	2.696.706
09024090	Black tea (fermented) and partly fermented tea, other than leaves, other than in immediate packings of a content not exceeding 3 kg, whether or not flavoured	3.179.416	25.894.546	4.765.355	39.322.540
09030000	Maté	583	6.587	3.240	12.691
09041110	White pepper, neither crushed nor ground	821.408	10.576.743	4.584.041	65.547.464
09041120	Black pepper, neither crushed nor ground	735.036	11.006.494	3.205.237	40.843.418
09041190	Pepper, other than white pepper and black pepper, neither crushed nor ground	121.655	2.058.207	426.103	8.861.837
09041210	White pepper, crushed or ground	20.007	186.102	129.808	1.502.506
09041220	Black pepper, crushed or ground	42.053	601.000	236.974	3.275.878
09041290	Pepper, other than white pepper and black pepper, crushed or ground	7.259	59.314	3.720	289.338
09042110	Chillies (fruits of the genus capsicum), dried, neither crushed nor ground	522	57.241	3.084	247.493
09042190	Fruits of the genus capsicum or of the genus pimenta, other than chillies, dried, neither crushed nor ground	9.385	174.929	6.431	571.055
09042210	Chillies (fruits of the genus capsicum), crushed or ground	3.911	482.831	14.276	2.281.244
09042290	Fruits of the genus capsicum or of the genus pimenta, other than chillies, crushed or ground	3.860	34.707	11.151	41.643

Tabel 3 : Ekspor Indonesia menurut Komoditi (Kode HS 8 digit)

September 2022

Kode H S	Uraian golongan barang	Berat bersih (Kg)		Nilai F.O.B. (U S \$)	
		Bulan ini	Kumulatif	Bulan ini	Kumulatif
		(1)	(2)	(3)	(4)
09051000	Vanilla, neither crushed nor ground	19.601	323.514	1.375.542	16.380.786
09052000	Vanilla, crushed or ground	1.046	15.615	127.783	1.367.680
09061100	Cinnamon (cinnamomum zeylanicum blume), neither crushed nor ground	476.342	6.521.721	2.727.717	38.246.774
09061900	Cinnamon-tree flowers, neither crushed nor ground	439.274	5.159.105	2.676.233	25.753.268
09062000	Cinnamon and cinnamon-tree flowers, crushed or ground	832.487	8.564.307	4.333.461	40.044.616
09071000	Cloves (whole fruit, cloves and stems), neither crushed nor ground	533.653	8.018.152	2.727.350	46.503.648
09072000	Cloves (whole fruit, cloves and stems), crushed or ground	31.063	181.529	118.534	1.712.913
09081100	Nutmeg, neither crushed nor ground	1.141.923	11.427.907	7.774.862	72.601.909
09081200	Nutmeg, crushed or ground	435.136	2.997.645	3.876.314	25.986.711
09082100	Mace, neither crushed nor ground	369.534	2.505.409	5.226.576	40.104.096
09082200	Mace, crushed or ground	46.420	444.729	1.017.801	7.408.312
09083100	Cardamoms, neither crushed nor ground	2.201.340	10.862.890	7.916.638	50.634.920
09083200	Cardamoms, crushed or ground	5	14.343	5	48.771
09092100	Seeds of coriander, neither crushed nor ground	450	51.395	783	84.262
09092200	Seeds of coriander, crushed or ground	529	8.068	1.697	27.034
09093100	Seeds of cumin, neither crushed nor ground	-	830	-	4.184
09093200	Seeds of cumin, crushed or ground	20	1.696	18	3.658
09096110	Seeds of anise, neither crushed nor ground	50	2.105	87	20.870
09096130	Seeds of caraway, neither crushed nor ground	-	200	-	755
09096190	Juniper berries, neither crushed nor ground	12.945	25.813	49.357	128.878
09096210	Seeds of anise, crushed or ground	-	1.413	-	8.898
09096230	Seeds of caraway, crushed or ground	11	58	10	108
09096290	Juniper berries, crushed or ground	-	1	-	1
09101100	Ginger, neither crushed nor ground	1.776.912	4.379.207	1.117.211	3.719.584
09101200	Ginger, crushed or ground	2.717	70.848	14.716	391.499
09102000	Saffron	85	286	30	517
09103000	Turmeric (curcuma)	1.016.586	6.851.423	859.949	6.245.486
09109110	Curry, mixtures referred to in note 1(b) to this chapter	40	3.839	428	25.047
09109190	Spices other than curry, mixtures referred to in note 1(b) to this chapter	66.660	283.948	104.022	620.262
09109910	Thyme, bay leaves	651	23.550	3.433	80.553
09109990	Spices, not elsewhere classified in heading 0910, mixtures referred to in note 1(b) to this chapter	270.746	1.191.378	414.441	2.054.980
10019912	Wheat grain without extreme outer layer, other than seed, fit for human consumption	23	23	107	107
10039000	Barley, other than seed	-	610	-	275
10049000	Oats, other than seed	2	2	3	3
10051000	Maize (corn), seed	56.200	419.898	135.524	1.105.771
10059010	Popcorn	2.754	79.924	7.126	119.326
10059091	Maize (corn), other than seed, fit for human consumption	73.000	281.404	49.137	189.429
10059099	Maize (corn), other than seed, not for human consumption	6.143.002	6.535.853	1.993.541	2.197.280
10061010	Rice in the husk (paddy or rough), suitable for sowing	-	39.071	-	438.986
10061090	Rice in the husk (paddy or rough), not suitable for sowing	7.211	30.860	1.752	7.980
10062010	Hom mali rice	-	1.230	-	590
10062090	Husked (brown) rice, other than hom mali rice	-	902	-	1.341
10063030	Glutinous rice, semi-milled or wholly milled rice, whether or not polished or glazed	-	5.407	-	9.442
10063070	Other fragrant rice, semi-milled or wholly milled rice, whether or not polished or glazed	926	3.255	608	2.974
10063091	Parboiled rice, semi-milled or wholly milled rice, whether or not polished or glazed	-	32	-	7
10063099	Semi-milled or wholly milled rice, whether or not polished or glazed, other than hs code 10063030 to 10063091	-	2.731.570	-	1.259.649
10064090	Broken rice, other than of a kind used for animal feed	-	117	-	207
10071000	Grain sorghum, seed	19	19	86	86
10082900	Millet, other than seed	-	2	-	2
10083000	Canary seeds	-	10	-	47
10089000	Other cereals	212	212	1.436	1.436
11010011	Wheat flour, fortified	6.224.794	40.722.422	3.315.143	21.800.974
11010019	Wheat flour, other than fortified	581.459	5.115.253	378.256	2.783.895
11010020	Meslin flour	1.201	2.682	1.047	2.266

Tabel 3 : Ekspor Indonesia menurut Komoditi (Kode HS 8 digit)

September 2022

Kode H S	Uraian golongan barang	Berat bersih (Kg)		Nilai F.O.B. (U S \$)	
		Bulan ini	Kumulatif	Bulan ini	Kumulatif
(1)	(2)	(3)	(4)	(5)	(6)
11022000	Maize (corn) flour	72.403	793.282	45.696	538.897
11029010	Rice flour	26.417	326.265	23.891	329.623
11029020	Rye flour	2.122	11.258	3.070	10.194
11029090	Cereal flours, other than of wheat or meslin, other than rice flour or rye flour	21.624	248.819	12.244	211.065
11031100	Groats and meal of wheat	-	173	-	156
11031300	Groats and meal of maize (corn)	-	2.670	-	1.380
11031920	Groats and meal of rice	420	9.655	53	10.989
11031990	Groats and meal of other cereal other than meslin or rice	128	615	96	349
11032000	Cereal pellets	-	7	-	5
11041200	Rolled or flaked grains of oats	-	389	-	1.127
11041910	Rolled or flaked grains of maize (corn)	331.000	494.050	174.359	256.434
11041990	Rolled or flaked grains of cereal, other than oats and maize (corn)	-	233	-	264
11042300	Other worked grains (for example, hulled, pearled, sliced or kibbled) of maize (corn)	2.502	2.503	2.507	2.508
11042990	Other worked grains (for example, hulled, pearled, sliced or kibbled) of other cereals, other than of barley	26	21.102	327	122.585
11043000	Germ of cereals, whole, rolled, flaked or ground	1.234.842	5.285.093	704.031	2.954.412
11051000	Flour, meal and powder of potatoes	41.867	173.739	20.139	176.394
11052000	Flakes, granules and pellets of potatoes	2	20.017	1	38.020
11061000	Flour, meal and powder of the dried leguminous vegetables of heading 0713	40	218	7.633	8.042
11062010	Flour, meal and powder of manioc (cassava)	115.511	310.460	74.663	161.117
11062020	Flour, meal and powder of sago	1.456.700	8.437.147	302.898	1.813.378
11062090	Flour, meal and powder of roots or tubers of heading 0714, other than manioc (cassava)	414.952	2.375.457	778.072	5.395.689
11063000	Flour, meal and powder of the products of chapter 8	138.664	2.430.921	540.432	11.274.814
11081100	Wheat starch	304	2.838	376	3.845
11081200	Maize (corn) starch	8.279.503	26.228.144	4.053.946	13.288.660
11081300	Potato starch	50	2.579	50	7.174
11081400	Manioc (cassava) starch	645.800	7.179.080	430.309	4.627.269
11081910	Sago starches	181.151	1.259.607	126.120	662.702
11081990	Starches, other than wheat, maize, potato, manioc, and sago	244.003	1.418.663	203.225	950.065
11082000	Inulin	-	155	-	2.036
12011000	Soya beans, whether or not broken, seed	-	195.600	-	94.550
12019000	Soya beans, whether or not broken, other than seed	9.527.172	10.944.602	6.915.173	7.563.213
12024100	Ground-nuts, not roasted or otherwise cooked, whether or not shelled or broken, other than seed, in shell	235.311	1.060.024	552.316	2.452.057
12024200	Ground-nuts, not roasted or otherwise cooked, whether or not shelled or broken, other than seed, shelled, whether or not broken	6.836	32.961	22.946	95.293
12030000	Copra	4.935.274	26.154.719	3.977.584	26.807.436
12040000	Linseed, whether or not broken	-	80	-	33
12051000	Low erucic acid rape or colza seeds	-	8.250	-	25.575
12060000	Sunflower seeds, whether or not broken	2	10	7	274
12071010	Palm nuts suitable for sowing/planting	2.153	20.677	418.240	3.005.101
12071030	Kernels	5	13	1	5
12071090	Palm nuts, other than suitable for sowing/planting	430.000	3.624.806	44.656	585.366
12072100	Cotton seeds, seed	48.000	192.000	35	71.555
12072900	Cotton seeds, other than seed	270.955	2.188.775	93.008	697.582
12074010	Sesamum seeds, edible	100	2.714	40	910
12074090	Sesamum seeds, not edible	19.490	118.015	68.454	337.671
12076000	Safflower (carthamus tinctorius) seeds	165	9.012	515	45.771
12077000	Melon seeds	24	80	12.533	25.869
12079950	Fresh fruit bunch of oil palm	-	731.163	-	133.071
12079990	Other oil seeds and oleaginous fruits, other than HS code 12071010 to 12079950, whether or not broken	-	196.558	-	104.644
12081000	Flours and meals of soya beans	2.249	6.266	5.896	10.697
12089000	Flours and meals of oil seeds or oleaginous fruits, other than those of mustard, other than of soya beans	-	12.465	-	15.220
12091000	Sugar beet seeds, of a kind used for sowing	-	53	-	48

Tabel 3 : Ekspor Indonesia menurut Komoditi (Kode HS 8 digit)

September 2022

Kode H S	Uraian golongan barang	Berat bersih (Kg)		Nilai F.O.B. (U S \$)	
		Bulan ini	Kumulatif	Bulan ini	Kumulatif
(1)	(2)	(3)	(4)	(5)	(6)
12092200	Clover (trifolium spp) seeds, of a kind used for sowing	-	1	-	1
12092910	Timothy grass (phleum pratense) seeds, of a kind used for sowing	-	2	-	38
12092990	Seeds of forage plants, of a kind used for sowing, other than HS code 12092100 to 12092990	-	318.860	-	797.515
12093000	Seeds of herbaceous plants cultivated principally for their flowers, of a kind used for sowing	80	11.700	298.955	2.397.810
12099190	Vegetable seeds, other than onion seeds, of a kind used for sowing	400.149	1.598.547	810.919	4.057.810
12099920	Rubber tree seeds, of a kind used for sowing	-	18	-	13
12099990	Seeds, fruit and spores, other than HS code 12099110 to 12099930, of a kind used for sowing	97.046	379.686	139.824	657.836
12102000	Hop cones, ground, powdered or in the form of pellets, lupulin	-	3	-	17
12112010	Ginseng roots, fresh or dried	-	20.006	-	26.030
12112090	Ginseng roots, chilled, frozen	1	314	2	12.334
12119011	Cannabis, in cut, crushed or powdered form, of a kind used primarily in pharmacy, fresh, chilled, frozen or dried	-	120	-	720
12119013	Rauwolfia serpentina roots, of a kind used primarily in pharmacy, fresh, chilled, frozen or dried	-	13.240	-	18.562
12119017	Plants and parts of plants (incl seeds and fruits), of a kind used primarily in pharmacy, oth than cannabis, rauwolfia serpentina roots, and liquorice roots, fresh/dried, in cut, crushed/powdered form	3	30.542	169	62.167
12119018	Plants and parts of plants (including seeds and fruits), of a kind used primarily in pharmacy, other than cannabis, rauwolfia serpentina roots, and liquorice roots, in cut, crushed or powdered form	-	915	-	4.297
12119019	Plants and parts of plants (including seeds and fruits), of a kind used primarily in pharmacy, other than HS code 12119011 to 12119018	14.564	31.730	52.197	242.491
12119091	Pyrethrum, in cut, crushed or powdered form, fresh, chilled, frozen or dried	80.880	1.092.929	129.896	1.694.796
12119092	Pyrethrum, in other forms, fresh, chilled, frozen or dried	1.104	162.195	13.800	278.651
12119094	Sandalwood chips, fresh, chilled, frozen or dried	19.877	113.024	103.089	786.456
12119095	Agarwood (gaharu) chips, fresh, chilled, frozen or dried	121.269	1.172.019	1.610.005	12.807.464
12119097	Bark of persea (persea kurzii kosterm), fresh, chilled, frozen or dried	-	48.600	-	92.114
12119098	Plants & parts of plants,of a kind used primarily in perfumery/for insecticidal,fungicidal/similar purposes,fresh,chilled,frozen/dried, in cut,crushed/powdered form, oth than HS code 12119091-12119097	599.139	4.571.683	1.064.627	8.933.635
12119099	Plants & parts of plants,of a kind used primarily in perfumery/for insecticidal,fungicidal/similar purposes,fresh,chilled,frozen/dried, in cut,crushed/powdered form, oth than HS code 12119091-12119098	1.087.383	5.829.413	2.122.408	11.422.243
12122111	Eucheuma spinosum, dried but not ground	2.568.739	13.488.331	1.813.102	10.233.840
12122112	Eucheuma cottonii, dried but not ground	8.579.989	85.351.757	22.855.703	229.112.680
12122113	Gracilaria spp, dried but not ground	4.787.294	35.027.698	3.789.710	27.521.656
12122119	Seaweeds and other algae other than eucheuma spinosum, cottonii, and gracilaria spp, fit for human consumption, dried but not ground	986.772	3.873.824	2.317.245	22.076.061
12122190	Seaweeds and other algae other than eucheuma spinosum, cottonii, and gracilaria spp, fit for human consumption, fresh, chilled, frozen	1.041.029	11.793.977	1.306.570	14.065.682
12122911	Seaweeds and other algae, fresh, chilled or dried, of a kind used in pharmacy, not fit for human consumption	24.000	96.900	404.400	924.525

Tabel 3 : Ekspor Indonesia menurut Komoditi (Kode HS 8 digit)

September 2022

Kode H S	Uraian golongan barang	Berat bersih (Kg)		Nilai F.O.B. (U S \$)	
		Bulan ini	Kumulatif	Bulan ini	Kumulatif
(1)	(2)	(3)	(4)	(5)	(6)
12122919	Seaweeds and other algae, fresh, chilled or dried, of a kind used in dyeing, tanning, perfumery, or for insecticidal, fungicidal or similar purposes, not fit for human consumption	2.929.053	15.888.496	726.796	4.426.220
12122920	Seaweeds and other algae, fresh, chilled or dried, not of a kind not used in dyeing, tanning, perfumery, pharmacy, or for insecticidal, fungicidal or similar purposes, not fit for human consumption	882.363	2.665.774	300.947	1.462.999
12122930	Seaweeds and other algae, frozen, not of a kind not used in dyeing, tanning, perfumery, pharmacy, or for insecticidal, fungicidal or similar purposes, not fit for human consumption	-	110.500	-	208.532
12129100	Sugar beet, fresh, chilled, frozen or dried, whether or not ground	-	14.891	-	13.406
12129200	Locust beans (carob), fresh, chilled, frozen or dried, whether or not ground	-	650	-	1.553
12129390	Sugar cane, fresh, chilled, frozen or dried, whether or not ground, not suitable for planting	-	400	-	617
12129400	Chicory roots, fresh, chilled, frozen or dried, whether or not ground	-	1	-	2
12129910	Stones and kernels of apricot, peach (including nectarine) or plum, of a kind used primarily for human consumption, not elsewhere specified or included	-	84.330	-	61.600
12129990	Fruit stones and kernels other than apricot, peach (including nectarine) or plum, of a kind used primarily for human consumption, not elsewhere specified or included	3.190.451	10.695.025	7.718.923	23.264.687
12130000	Cereal straw and husks, unprepared, whether or not chopped, ground, pressed or in the form of pellets	-	89.254	-	82.259
12149000	Swedes, mangolds, fodder roots, hay, lucerne (alfalfa), clover, sainfoin, forage kale, lupines, vetches and similar forage products, whether or not in the form of pellets	-	36.465	-	14.654
13012000	Gum arabic	204	124.644	1.093	66.900
13019040	Lac	120.002	721.431	534.713	3.964.229
13019090	Natural gums, resins, gum-resins and oleoresins, other than gum arabic and cannabis resins	4.331.443	34.486.132	5.199.642	47.701.889
13021200	Vegetable saps and extracts of liquorice	-	4	-	345
13021400	Vegetable saps and extracts of ephedra	-	220	-	7.486
13021940	Vegetable saps and extracts of pyrethrum or of the roots of plants containing rotenone	16.004	69.309	30.048	340.803
13021950	Japan (or chinese) lacquer (natural lacquer)	-	184	-	3.454
13021990	Vegetable saps and extracts, other than HS codes 13021110 to 13021950	27.005	754.700	49.325	673.143
13022000	Pectic substances, pectinates and pectates	49.282	322.633	187.474	730.815
13023100	Agar-agar	60.171	611.403	931.035	9.565.308
13023200	Mucilages and thickeners, whether or not modified, derived from locust beans, locust bean seeds or guar seeds	1.000	5.332	10.276	187.265
13023911	Carrageenan, powder, semi-refined	1.366.770	10.053.388	19.730.949	118.265.162
13023912	Carrageenan, powder, refined	40.808	406.278	1.037.142	6.243.311
13023913	Carrageenan, alkali treated carrageenan chips (atcc)	54.251	1.130.006	607.182	10.668.558
13023919	Carrageenan, other than powder and alkali treated carrageenan chips (atcc)	10.000	151.240	119.680	940.339
13023990	Mucilages and thickeners, whether or not modified, derived from vegetable products, other than HS code 13023100 to 13023919	53.739	616.157	526.512	4.569.605
14011000	Bamboos, a kind used primarily for plaiting	106.093	1.359.369	58.320	976.444
14019000	Vegetable materials of a kind used primarily for plaiting (for example, reeds, rushes, osier, raffia, cleaned, bleached or dyed cereal straw, and lime bark), other than bamboos and rattans	45.156	231.604	32.164	551.610
14042000	Cotton linters	-	7	-	13
14049020	Vegetable products not elsewhere specified or included, of a kind used primarily in tanning or dyeing	200.218	1.786.892	110.739	1.160.081

Tabel 3 : Ekspor Indonesia menurut Komoditi (Kode HS 8 digit)

September 2022

Kode H S	Uraian golongan barang	Berat bersih (Kg)		Nilai F.O.B. (U S \$)	
		Bulan ini	Kumulatif	Bulan ini	Kumulatif
(1)	(2)	(3)	(4)	(5)	(6)
14049030	Kapok	865.015	6.906.100	767.052	6.102.431
14049091	Palm kernel shells	314.842.641	3.259.855.896	33.160.653	329.076.523
14049092	Empty fruit bunch of oil palm	20	3.242	2	270
14049099	Vegetable products not elsewhere specified or included, other than HS code 14042000 to 14049092	1.454.351	16.004.569	995.212	7.824.040
15019000	Poultry fat, other than that of heading 0209 or 1503	3.240	40.530	12.636	159.337
15041090	Fish-liver oils and their fractions, other than solid fractions	7.200	7.200	58.032	58.032
15042010	Fats and oils and their fractions of fish, other than liver oils, solid fractions	-	416.818	-	712.968
15042090	Fats and oils and their fractions of fish, other than liver oils, other than solid fractions	136.107	513.885	258.327	852.900
15050010	Lanolin	-	302	-	1.464
15060000	Other animal fats and oils and their fractions, whether or not refined, but not chemically modified	25	116	214	1.171
15079010	Fractions of unrefined soya-bean oil	5	7	5	7
15079090	Soya-bean oil and its fractions, other than HS code 15071000 to 15079020, whether or not refined, but not chemically modified	-	32	-	32
15081000	Crude oil of ground-nut oil and its fractions, whether or not refined, but not chemically modified	-	50	-	5
15092010	Extra virgin olive oil, in packings of a net weight not exceeding 30 kg	-	221	-	3.093
15092090	Extra virgin olive oil, in packings of a net weight more than 30 kg	-	581	-	3.533
15093000	Virgin olive oil	-	23	-	133
15099011	Olive oil and its fractions, fractions of unrefined oil, in packings of a net weight not exceeding 30 kg	-	30	-	5.782
15099099	Olive oil and its fractions, fractions of refined oil, in packings of a net weight more than 30 kg	35	194	374	2.325
15109010	Crude oil, other than crude olive pomace oil, obtained solely from olives, whether or not refined, but not chemically modified, including blends of these oils or fractions with oils or fractions of heading 1509	96	23.777	133	47.494
15111000	Crude palm oil	427.784.232	1.695.119.431	394.900.599	1.890.826.880
15119020	Refined palm oil	519.996.912	5.289.921.972	498.500.519	6.678.819.809
15119031	Solid fractions of palm oil, refined oil, but not chemically modified, with iodine value 30 or more, but less than 40	237.900.005	1.634.014.075	206.752.400	2.041.882.464
15119032	Solid fractions of palm oil, refined oil, but not chemically modified, with iodine value exceeding 40	10.636.683	198.568.405	8.575.556	268.915.266
15119036	Liquid fractions of palm oil, refined oil, but not chemically modified, in packing of a net weight not exceeding 25 kg	159.420.059	712.856.898	183.658.717	991.796.365
15119037	Liquid fractions of palm oil, refined oil, but not chemically modified, with iodine value 55 or more, but less than 60	1.156.136.479	6.728.389.402	1.084.031.688	8.268.974.296
15119039	Liquid fractions of palm oil, refined oil, but not chemically modified, other than hs code 15119036 to 15111037	25.791.037	161.083.600	27.659.247	199.820.230
15119049	Fractions of unrefined palm oil, other than solid fractions, but not chemically modified, with packing of a net weight more than 25 kg	8.499.426	76.023.161	7.657.015	100.661.858
15121100	Crude oil of sunflower-seed or safflower oil and fractions thereof	-	3	-	15
15121910	Fractions of unrefined sunflower-seed oil or safflower oil	-	9	-	307
15121920	Refined sunflower-seed or safflower oil and fractions thereof	-	158.970	-	690.539
15121990	Sunflower-seed or safflower oil and fractions thereof, other than HS code 15121100 to 15121920	12	926	47	2.135
15122990	Cotton-seed oil and fractions thereof, whether or not refined, but not chemically modified, other than HS code 15122100 to 15122910	-	7.657	-	12.093
15131110	Virgin coconut oil	2.247.044	13.717.621	2.557.038	21.809.905
15131190	Crude coconut (copra) oil and its fractions, other than virgin coconut oil, whether or not refined, but not chemically modified	30.215.518	226.944.673	36.963.318	380.180.444
15131910	Fractions of unrefined coconut oil	14.902	1.423.907	25.041	2.200.586

Tabel 3 : Ekspor Indonesia menurut Komoditi (Kode HS 8 digit)

September 2022

Kode H S	Uraian golongan barang	Berat bersih (Kg)		Nilai F.O.B. (U S \$)	
		Bulan ini	Kumulatif	Bulan ini	Kumulatif
		(1)	(2)	(3)	(4)
15131990	Coconut (copra) and fractions thereof, other than crude oil and fractions of unrefined oil, whether or not refined, but not chemically modified	29.020.606	287.556.522	36.817.432	524.318.412
15132110	Crude palm kernel oil	8.729.208	42.478.594	9.864.345	59.432.499
15132190	Crude babassu oil	20	1.943	16	88.497
15132911	Solid fractions of unrefined palm kernel oil	-	84.000	-	184.536
15132991	Solid fractions of refined palm kernel oil	15.970.976	134.497.677	26.050.758	321.672.968
15132994	Palm kernel olein, refined, bleached and deodorised (rbd)	10.421.081	124.075.435	13.240.102	213.122.813
15132995	Palm kernel oil, refined, bleached and deodorised (rbd)	91.328.539	554.530.404	99.327.739	941.474.443
15132996	Fractions other than solid fractions, of refined palm kernel oil	-	15.955	-	17.282
15149100	Rape, colza or mustard oil, other than low erucic acid, crude oil	-	2	-	1
15151900	Linseed oil and its fractions, other than crude oil	-	1.235	-	12.327
15152999	Maize (corn) oil, fractions of refined oil, other than solid fractions	800	1.601	6.880	13.761
15153010	Castor oil, crude oil	-	770	-	1.217
15153090	Castor oil, other than crude oil	1	1	1	2
15155010	Sesame oil, crude oil	-	1.836	-	23.760
15155090	Sesame oil and its fractions, other than crude oil and unrefined oil	364	657	6.036	8.468
15156000	Microbial fats and oils and their fractions, whether or not refined, but not chemically modified	-	1	-	58
15159011	Illipe nut oil, crude oil	-	0	-	1
15159019	Illipe nut oil, other than crude oil and unrefined oil	-	1.668	-	24.190
15159021	Tung oil, crude oil	-	500	-	11.000
15159039	Jajoba oil, other than crude oil and unrefined oil	-	47	-	121
15159091	Other fixed vegetable oils, but not chemically modified, other than HS code 15151100 to 15159039, crude oil	-	74.400	-	140.176
15159099	Other fixed vegetable oils, but not chemically modified, other than HS code 15151100 to 15159039, other than crude oil and unrefined oil	192.978	1.802.895	2.399.099	28.023.757
15161090	Animal fats and oils and their fractions, not further prepared, not re-esterified	2	2	2	2
15162012	Vegetable fats and oils and their fractions of maize, re-esterified	-	125.600	-	151.533
15162014	Vegetable fats and oils and their fractions of coconuts, re-esterified	156.580	2.179.434	882.199	9.648.170
15162017	Vegetable fats and oils and their fractions of ground-nuts, re-esterified	150	439	231	852
15162019	Vegetable fats and oils and their fractions other than hs code 15162011 to 15162018, re-esterified	113.054	1.059.501	189.856	1.840.506
15162021	Vegetable fats and oils and their fractions of the fruit of the oil palm, crude, re-esterified	-	318.111	-	351.372
15162022	Vegetable fats and oils and their fractions of the fruit of the oil palm, other than crude, re-esterified	-	44.951.363	-	47.422.134
15162023	Vegetable fats and oils and their fractions of palm kernels, crude, re-esterified	1.620.626	15.197.342	12.506.561	80.426.798
15162024	Vegetable fats and oils and their fractions of palm kernels, refined, bleached and deodorised (RBD), re-esterified	22.002	3.336.272	37.842	6.315.174
15162026	Vegetable fats and oils and their fractions of palm kernel olein, refined, bleached and deodorised (RBD), re-esterified	282.700	1.118.701	563.787	2.365.236
15162031	Vegetable fats and oils and their fractions of ground-nuts, of coconuts, of soya beans, hydrogenated, in flakes	7.500	539.618	13.575	1.160.799
15162034	Vegetable fats and oils and their fractions of fruit of the oil palm, hydrogenated, in flakes	44.894.042	179.343.792	44.687.780	217.039.831
15162035	Vegetable fats and oils and their fractions of palm kernels, hydrogenated, in flakes	1.463.940	7.700.988	1.759.789	13.302.343
15162039	Vegetable fats and oils and their fractions other than HS code 15162031 to 15162035, hydrogenated, in flakes	-	544.000	-	705.043
15162042	Vegetable fats and oils and their fractions of coconuts, hydrogenated, in other forms	335.340	2.184.311	607.892	4.479.095

Tabel 3 : Ekspor Indonesia menurut Komoditi (Kode HS 8 digit)

September 2022

Kode H S	Uraian golongan barang	Berat bersih (Kg)		Nilai F.O.B. (U S \$)	
		Bulan ini	Kumulatif	Bulan ini	Kumulatif
(1)	(2)	(3)	(4)	(5)	(6)
15162043	Vegetable fats and oils and their fractions of ground-nuts, hydrogenated, in other forms	30	30	95	95
15162044	Vegetable fats and oils and their fractions of linseed, hydrogenated, in other forms	-	934	-	2.438
15162045	Vegetable fats and oils and their fractions of olives, hydrogenated, in other forms	-	254.900	-	252.351
15162046	Vegetable fats and oils and their fractions of fruit of the oil palm, hydrogenated, in other forms	17.373.533	194.809.729	18.314.385	243.744.986
15162047	Vegetable fats and oils and their fractions of palm kernels, hydrogenated, in other forms	25.474.797	138.460.344	39.262.802	255.575.264
15162048	Vegetable fats and oils and their fractions of soya beans, hydrogenated, in other forms	-	4	-	2
15162049	Vegetable fats and oils and their fractions other than HS code 15162041-15162048, hydrogenated, in other forms	393.900	4.718.200	576.772	6.968.629
15162052	Vegetable fats and oils and their fractions of olives, inter-esterified	-	35.826.990	-	48.442.791
15162054	Vegetable fats and oils and their fractions, of ground-nuts of oil palm or coconuts, inter-esterified	8.526.770	42.016.880	7.275.726	52.431.195
15162059	Vegetable fats and oils and their fractions other than HS code 15162051 to 15162054, inter-esterified	602.800	3.029.934	857.660	4.638.065
15162062	Vegetable fats and oils and their fractions, elaidinised, palm stearin with an iodine value not exceeding 48, refined, bleached and deodorised (RBD)	14	649.071	30	807.370
15162069	Vegetable fats and oils and their fractions other than HS code 15162061 to 15162062, elaidinised, palm stearin with an iodine value not exceeding 48	-	24	-	152
15162091	Vegetable fats and oils and their fractions, elaidinised, palm stearin with an iodine value exceeding 48	1	4.197.026	2	6.258.638
15162094	Vegetable fats and oils and their fractions of soya beans, elaidinised	-	4.000	-	8.696
15162096	Vegetable fats and oils and their fractions, refined, bleached and deodorised (rbd) palm kernel stearin, elaidinised	1.000.999	9.877.988	1.875.319	20.048.573
15162098	Vegetable fats and oils and their fractions of ground-nuts, of oil palm or of coconuts, elaidinised	392.400	3.705.351	2.442.024	14.250.317
15162099	Vegetable fats and oils and their fractions other than hs code 15162091 to 15162098, elaidinised	3	4.735.952	2	8.137.490
15171010	Margarine, excluding liquid margarine, in airtight container for retail sale	6.750.502	32.056.932	7.889.797	39.576.315
15171090	Margarine, excluding liquid margarine, other than in airtight container for retail sale	9.343.746	47.333.524	9.429.929	55.176.485
15179010	Imitation ghee	1.687.822	8.692.570	1.828.517	11.269.989
15179020	Liquid margarine	8.828	52.952	14.439	86.739
15179030	Edible mixtures or preparations of animal or vegetable fats or oils, of a kind used as mould release preparations	8.380	75.908	14.435	120.493
15179043	Shortening	136.500.281	930.340.291	144.729.103	1.179.989.648
15179050	Solid mixtures or preparations of vegetable fats or oils or of their fractions other than imitation ghee, shortening, imitation lard	192.000	203.263	245.322	271.447
15179062	Liquid mixtures or preparations of vegetable fats or oils or of their fractions other than liquid margarine, in which crude palm oil predominates	-	2	-	2
15179063	Liquid mixtures or preparations of vegetable fats or oils or of their fractions other than liquid margarine, in which other palm oil predominates, in packings of a net weight not exceeding 25 kg	-	11.210	-	19.600
15179064	Liquid mixtures or preparations of vegetable fats or oils or of their fractions other than liquid margarine, in which other palm oil predominates, in packings of a net weight exceeding 25 kg	201.600	1.310.464	497.015	3.481.486
15179067	Liquid mixtures or preparations of vegetable fats or oils or of their fractions other than liquid margarine, in which soya-bean oil or coconut oil predominates	120	510	108	499

Tabel 3 : Ekspor Indonesia menurut Komoditi (Kode HS 8 digit)

September 2022

Kode H S	Uraian golongan barang	Berat bersih (Kg)		Nilai F.O.B. (U S \$)	
		Bulan ini	Kumulatif	Bulan ini	Kumulatif
(1)	(2)	(3)	(4)	(5)	(6)
15179068	Liquid mixtures or preparations of vegetable fats or oils or of their fractions other than liquid margarine, in which illipe nut oil predominates	-	112.582	-	723.914
15179069	Liquid mixtures or preparations of vegetable fats or oils or of their fractions other than liquid margarine, other than HS code 15179061 to 15179068	19.999.870	41.499.669	16.599.892	39.604.190
15179090	Edible mixtures/preparations of animal, vegetable/microbial fats/oils/of fractions of different fats/oils of this chapter, oth than edible fats and oils/their fractions of head 1516, nec in head 1517	11.046.747	93.596.474	15.611.756	160.489.113
15180012	Animal fats and oils, boiled, oxidised, dehydrated, sulphurised, blown, polymerised by heat in vacuum or in inert gas or otherwise chemically modified, excluding those of heading 1516	-	1	-	1
15180014	Ground-nut, soya-bean, palm/coconut oil, boiled, oxidised, dehydrated, sulphurised, blown, polymerised by heat in vacuum/in inert gas or otherwise chemically modified, excluding those of heading 1516	-	356.702	-	463.772
15180015	Linseed oil and its fractions, boiled, oxidised, dehydrated, sulphurised, blown, polymerised by heat in vacuum or in inert gas or otherwise chemically modified, excluding those of heading 1516	-	190	-	605
15180019	Animal, vegetable/microbial fats&oils&their fractions,boil,oxidise,dehydrate,sulphuris,blown,polymerise by heat in vacuum/inert gas/otw chemically modifie excl head 1516,oth than hs 15180012-15180016	-	42.201	-	28.907
15180020	Inedible mixtures or preparations of animal fats or oils or of fractions of different animal fats or oils	-	322.500	-	356.190
15180032	Inedible mixtures or preparations of the palm oil fruits or of palm oil or palm kernel olein, neutralised, bleached and deodorised (nbd) or refined, bleached and deodorised (rbd)	8.000.000	39.011.622	13.061.030	65.219.363
15180035	Inedible mixtures or preparations of groundnuts	-	16	-	44
15180036	Inedible mixtures or preparations of soya beans or coconuts	-	499	-	855
15180038	Inedible mixtures or preparations of of the fruit of the oil palm or of palm kernels, other	17.984.839	84.018.793	19.996.203	105.986.515
15180039	Inedible mixtures or preparations of vegetable fats or oils or of fractions of different fats or oils, other than hs code 15180032 to 15180037	-	5.248.718	-	6.332.391
15180060	Inedible mixtures or preparations of animal fats or oils or of fractions thereof and vegetable fats or oils or fractions thereof	360.435	25.134.778	421.365	26.151.704
15180090	Inedible mixtures or preparations of microbial fats or oils or of fractions of different fats or oils of this chapter, not elsewhere specified or included	101.560	358.640	95.155	394.768
15200010	Crude glycerol	75.207.430	596.704.169	36.482.450	480.513.652
15200090	Glycerol waters and glycerol lyes	11	1.269.805	6	732.014
15211000	Vegetable waxes, whether or not refined or coloured	2	9.445.680	1	14.616.342
15219010	Beeswax and oth insect waxes, whether or not refined or coloured	1	2	1	2
15220090	Residues resulting from the treatment of fatty substances or animal or vegetable waxes	2.738.561	31.341.838	2.083.290	29.904.798
16010010	Sausages and similar products, of meat, meat offal, blood or insects, food preparations based on these products, in airtight containers for retail sale	11.491	31.852	25.380	58.626
16010090	Sausages and similar products, of meat, meat offal, blood or insects, food preparations based on these products, not in airtight containers for retail sale	2.677	37.254	5.696	101.432
16021010	Other prepared or preserved meat, meat offal, blood or insects, homogenised preparation, containing pork, in airtight container for retail sale	18	18	32	32

Tabel 3 : Ekspor Indonesia menurut Komoditi (Kode HS 8 digit)

September 2022

Kode H S	Uraian golongan barang	Berat bersih (Kg)		Nilai F.O.B. (U S \$)	
		Bulan ini	Kumulatif	Bulan ini	Kumulatif
(1)	(2)	(3)	(4)	(5)	(6)
16021090	Other prepared or preserved meat, meat offal, blood or insects, homogenised preparation, not containing pork, in airtight container for retail sale	-	2.373	-	9.264
16023110	Other prepared or preserved meat, meat offal, blood, of turkeys, in airtight containers for retail sale	-	30	-	20
16023191	Other prepared or preserved meat, meat offal, blood, of turkeys, not in airtight containers for retail sale, of mechanically deboned or separated meat	-	3.233	-	8.747
16023199	Other prepared or preserved meat, meat offal, blood, of turkeys, not in airtight containers for retail sale, other than of mechanically deboned or separated meat	-	425	-	649
16023210	Chicken curry, in airtight containers for retail sale	-	12	-	1
16023290	Prepared or preserved of meat,meat offal, blood of fowls of species gallus domesticus, other than chicken curry in airtight container	11.198	72.665	50.961	244.932
16023900	Prepared or preserved meat, meat offal or blood of poultry in heading 0105, other than turkeys and species gallus domesticus	10	52	3	23
16024991	Prepared or preserved meat, meat offal or blood of swine, including mixture, other than luncheon meat, in airtight containers for retail sale	-	6.815	-	32.284
16025010	Prepared or preserved meat, meat offal or blood of bovine animals, in airtight containers for retail sale	17.788	18.771	86.947	89.194
16025090	Prepared or preserved meat, meat offal or blood of bovine animals, not in airtight containers for retail sale	542	31.057	3.343	87.233
16029010	Mutton curry, in airtight containers for retail sale	-	35	-	228
16029090	Other prepared or preserved meat, meat offal, blood or insects, other than HS code 16021010 to 16021920	4.342	65.771	22.595	175.726
16030090	Extracts and juices of fish or crustaceans, molluscs or other aquatic invertebrates	42.260	268.180	100.703	614.828
16041190	Prepared or preserved salmon, whole or in pieces, but not minced, not in airtight containers for retail sale	-	22	-	3.111
16041311	Prepared or preserved sardines, whole or in pieces, but not minced, in airtight containers for retail sale	615.339	8.211.794	1.719.570	22.496.820
16041319	Prepared or preserved sardines, whole or in pieces, but not minced, not in airtight containers for retail sale	575.209	5.629.177	1.698.498	15.425.561
16041399	Prepared or preserved sardinella and brisling or sprats, whole or in pieces, but not minced, not in airtight containers for retail sale	10.065	45.095	25.030	99.827
16041411	Prepared or preserved tunas, whole or in pieces, but not minced, in airtight containers for retail sale	5.270.672	41.162.829	25.709.063	191.563.038
16041419	Prepared or preserved skipjack tuna and bonito (sarda spp), whole or in pieces, but not minced, not in airtight containers for retail sale	369.060	2.629.098	1.760.289	12.473.767
16041491	Pre-cooked tunas, not in airtight containers for retail sale	643.400	3.910.210	2.339.857	16.028.005
16041499	Prepared or preserved tunas, skipjack tuna and bonito (sarda spp), not in airtight containers for retail sale, other than pre-cooked tunas	350.000	4.442.775	1.702.620	18.944.050
16041510	Prepared or preserved mackerel, whole or in pieces, but not minced, in airtight containers for retail sale	-	388	-	825
16041590	Prepared or preserved mackerel, whole or in pieces, but not minced, not in airtight containers for retail sale	152.962	372.498	551.940	1.124.444
16041610	Prepared or preserved anchovies, whole or in pieces, but not minced, in airtight containers for retail sale	-	101.180	-	460.028
16041690	Prepared or preserved anchovies, whole or in pieces, but not minced, not in airtight containers for retail sale	228	2.615	2.506	28.867
16041710	Prepared or preserved eels, whole or in pieces, but not minced, in airtight containers for retail sale	-	15.997	-	440.403
16041891	Prepared or preserved shark fins, whole or in pieces, but not minced, in airtight containers for retail sale	970	33.599	12.471	287.872
16041899	Prepared or preserved shark fins, whole or in pieces, but not minced, not in airtight containers for retail sale	-	18.711	-	786.585

Tabel 3 : Ekspor Indonesia menurut Komoditi (Kode HS 8 digit)

September 2022

Kode H S	Uraian golongan barang	Berat bersih (Kg)		Nilai F.O.B. (U S \$)	
		Bulan ini	Kumulatif	Bulan ini	Kumulatif
(1)	(2)	(3)	(4)	(5)	(6)
16041990	Fish, whole or in pieces, but not minced other than hs code 16041110 to 16041930	27.993	335.238	329.372	3.370.717
16042030	Fish ball	4.500	127.480	14.850	443.766
16042040	Fish paste	20.000	540.360	58.108	1.657.490
16042091	Other prepared or preserved fish other than fish sausage, fish ball, fish paste, in airtight containers for retail sale	116.001	920.364	525.240	3.653.974
16042099	Other prepared or preserved fish other than fish sausage, fish ball, fish paste, not in airtight containers for retail sale	6.460	70.670	24.960	373.745
16051011	Swimming crabs (crabs of the family portunidae), prepared or preserved, in airtight containers for retail sale	382.522	5.708.440	7.193.604	179.938.912
16051012	King crabs (crabs of the family lithodidae) prepared or preserved, in airtight containers for retail sale	128	128	3.598	3.598
16051013	Snow crabs (crabs of the family oregoniidae) prepared or preserved, in airtight containers for retail sale	21.869	21.869	689.928	689.928
16051014	Crab other than swimming crabs, king crabs, and snow crabs, prepared or preserved, in airtight containers for retail sale	289.447	1.945.640	3.869.487	35.923.205
16051090	Crab, prepared or preserved, other than in airtight containers for retail sale	179.005	2.523.548	5.763.741	79.998.521
16052100	Shrimps and prawns, prepared or preserved, not in airtight container	4.255.077	39.052.429	39.525.326	382.187.856
16052920	Shrimp ball	766.255	4.871.202	4.850.897	32.239.367
16052930	Breaded shrimp	940.377	7.804.765	7.957.812	62.302.289
16052990	Shrimps and prawns, prepared or preserved, in airtight container, other than shrimp ball & breaded shrimp	257.986	1.767.333	3.282.131	21.166.958
16053000	Lobster, prepared or preserved	6.405	54.305	35.320	292.387
16054000	Crustacean, other than crab, shrimps, prawns, and lobsters, prepared or preserved	64.777	517.085	1.377.064	16.967.260
16055410	Cuttle fish and squid, prepared or preserved, in airtight containers for retail sale	4.500	5.860	4.975	8.013
16055490	Cuttle fish and squid, prepared or preserved, not in airtight containers for retail sale	80.283	609.097	657.538	5.330.253
16055500	Octopus, prepared or preserved	52.583	466.062	750.631	6.359.535
16055600	Clams, cockles and arkshells, prepared or preserved	147.015	1.579.646	465.420	4.984.057
16055790	Abalone, prepared or preserved, not in airtight containers for retail sale	9.863	104.050	261.339	2.582.094
16055800	Snails, other than sea snails, prepared and preserved	59.591	708.768	285.290	3.690.179
16055900	Mollusc, other than oysters, scallops, mussels, cuttle fish, squid, octopus, clams, cockles, arkshell, abalone, snail, prepared or preserved	-	179.103	-	673.551
16056100	Sea cucumbers, prepared or preserved	12.677	413.475	157.317	6.565.115
16056300	Jellyfish, prepared or preserved	-	67.650	-	169.890
16056900	Aquatic invertebrates, other than sea cucumbers, sea urchins, jellyfish, prepared or preserved	5.730	14.876	33.840	81.170
17011200	Beet sugar	900	3.584	1.688	6.084
17011400	Other cane sugar	42.217	102.626	20.031	125.693
17019100	Cane or beet sugars, chemically pure sucrose, in solid form, containing added flavouring or colouring matter	7	12.486	424	55.131
17019910	Refined sugar	35.781.304	297.348.134	21.975.971	182.725.953
17019990	Cane or beet sugar and chemically pure sucrose, in solid form, other than raw sugar not containing added flavouring or colouring matter, other than refined sugar	139.869	1.740.208	148.607	3.021.142
17021100	Lactose and lactose syrup, containing by weight 99 % or more lactose, expressed as anhydrous lactose, calculated on the dry matter	-	5.401	-	8.030
17021900	Lactose and lactose syrup, not containing by weight 99 % or more lactose, expressed as anhydrous lactose, calculated on the dry matter	54.537	663.563	25.906	303.989
17022000	Maple sugar and maple syrup	50.024	127.318	5.575	49.836
17023010	Glucose, not containing fructose or containing in the dry state less than 20 % by weight of fructose	27.200	885.421	30.397	742.280
17023020	Glucose syrup, not containing fructose or containing in the dry state less than 20 % by weight of fructose	681.622	5.025.290	714.634	5.389.257

Tabel 3 : Ekspor Indonesia menurut Komoditi (Kode HS 8 digit)

September 2022

Kode H S	Uraian golongan barang	Berat bersih (Kg)		Nilai F.O.B. (U S \$)	
		Bulan ini	Kumulatif	Bulan ini	Kumulatif
(1)	(2)	(3)	(4)	(5)	(6)
17024000	Glucose & glucose syrup, containing in the dry state >= 20 % but < 50 % by weight of fructose, excluding invert sugar	-	967	-	1.432
17025000	Chemically pure fructose	-	3	-	4
17026020	Fructose syrup, containing in the dry state more than 50 % by weight of fructose, excluding invert sugar	1.127.305	13.851.599	540.910	6.599.859
17029011	Chemically pure maltose	-	27	-	181
17029019	Maltose and maltose syrups, other than chemically pure maltose	407.076	2.592.055	309.741	1.926.252
17029020	Artificial honey,whether or not mixed with natural honey	3.244	79.202	8.135	194.057
17029030	Flavoured or colourd sugars (excl maltose)	64.975	387.958	141.072	1.097.823
17029040	Caramel	450	1.989	1.016	6.658
17029051	Coconut sap sugar	192.691	320.948	422.322	711.363
17029059	Palm sugar other than coconut sap sugar	313	1.175	25	901
17029091	Sugar syrups	43.306	289.525	74.595	508.569
17029099	Other sugar, including invert sugar and other sugar and sugar syrup blends containing in the dry state 50 % by weight of fructose, other than HS code 17029011 to 17029091	1.562.267	24.600.371	2.607.752	41.016.038
17031010	Cane molasses, containing added flavouring or colouring matter	5.427	6.080	7.258	9.438
17031090	Cane molasses, not containing added flavouring or colouring matter	121.480.909	368.114.435	19.650.477	62.880.597
17039010	Molasses other than cane molasses, resulting from the extraction or refining of sugar, containing added flavouring or colouring matter	108	5.217	98	9.817
17039090	Molasses other than cane molasses, resulting from the extraction or refining of sugar, not containing added flavouring or colouring matter	60.892	636.527	272.409	2.732.152
17041000	Chewing gum, whether or not sugar-coated	213.913	1.485.800	730.986	5.210.631
17049010	Medicated pastilles and drops, not containing cocoa	19.019	89.155	155.657	692.560
17049020	White chocolate, not containing cocoa	176.445	939.451	693.201	3.386.749
17049091	Sugar confectionery other than chewing gum, medicated pastilles and drops, and white chocolate, not containing cocoa, soft, containing gelatin	1.178.701	8.740.801	4.912.039	34.577.303
17049099	Sugar confectionery other than chewing gum, medicated pastilles and drops, and white chocolate, not containing cocoa, other than soft, containing gelatin	2.728.301	23.209.231	7.462.311	63.705.074
18010010	Cocoa beans, whole or broken, raw or roasted, fermented	146.698	629.408	681.677	2.114.265
18010090	Cocoa beans, whole or broken, raw or roasted, not fermented	1.427.907	15.332.038	3.349.228	39.562.814
18020000	Cocoa shells, husks, skins and other cocoa waste	254.036	3.278.756	25.662	409.640
18031000	Cocoa paste, not defatted	1.492.846	8.728.667	8.549.567	47.789.497
18032000	Cocoa paste, wholly or partly defatted	4.150.601	35.799.418	10.502.490	87.185.725
18040000	Cocoa butter, fat and oil	14.070.855	114.418.806	56.010.230	478.609.323
18050000	Cocoa powder, not containing added sugar or other sweetening matter	10.123.464	81.629.099	28.004.119	215.186.179
18061000	Cocoa powder, containing added sugar or other sweetening matter	28.484	4.138.959	19.762	2.907.402
18062010	Chocolate confectionery in blocks, slabs or bars weighing more than 2 kg	659.657	5.400.963	1.842.946	13.361.716
18062090	Chocolate, liquid,paste,granular or other bulk form in containers or immediate packings, of a content exceeding 2 kg	130.290	1.372.196	476.494	3.708.311
18063100	Chocolate and other food preparations containing cocoa, filled, in blocks, slabs, bars, weight ≤ 2kg	22.930	399.915	182.404	2.819.464
18063200	Chocolate and other food preparations containing cocoa, not filled, in blocks, slabs, bars, weight ≤ 2kg	22.658	118.576	131.999	642.073
18069010	Chocolate confectionery in tablets or pastilles	121.271	988.867	906.577	5.820.471
18069030	Food preparations of flour, meal, starch or malt extract, containing 40 % or more but not exceeding 50 % by weight of cocoa calculated on a totally defatted basis	1.768	14.356	8.454	94.416

Tabel 3 : Ekspor Indonesia menurut Komoditi (Kode HS 8 digit)

September 2022

Kode H S	Uraian golongan barang	Berat bersih (Kg)		Nilai F.O.B. (U S \$)	
		Bulan ini	Kumulatif	Bulan ini	Kumulatif
(1)	(2)	(3)	(4)	(5)	(6)
18069040	Food preparations of goods of headings 0401 to 0404, containing 5 % or more but not exceeding 10 % by weight of cocoa calculated on a totally defatted basis, specially prepared for infants or young children, not put up for retail sale	6	734	68	9.575
18069090	Chocolate and other food preparation containing cocoa, other than HS code 18061000 to 18069040	777.756	10.188.931	2.133.238	26.342.555
19011010	Preparations suitable for infants or young children, put up for retail sale, of malt extract	23.459	300.145	107.577	1.650.383
19011020	Preparations suitable for infants or young children, put up for retail sale, of goods of headings 0401 to 0404	926.168	6.657.550	4.472.250	29.055.345
19011030	Preparations suitable for infants or young children, put up for retail sale, of soya-bean powder	18.629	247.602	71.460	966.187
19011092	Food preparations of flour, groats, meal, starch, for children age over 1 year but not exceeding 3 years, for retail sale, other than HS code 19011010 to 19011091	-	207	-	13.696
19011099	Food preparations of flour, groats, meal, starch, suitable for infants or young children, put up for retail sale, other than HS code 19011010 to 19011092	671.694	6.046.631	3.086.295	23.498.864
19012010	Mixes and doughs for the preparation of bakers' wares of heading 1905, of flour, groats, meal, starch or malt extract, not containing cocoa	239.874	2.098.961	481.498	3.863.660
19012020	Mixes and doughs for the preparation of bakers' wares of heading 1905, of flour, groats, meal, starch or malt extract, containing cocoa	80	86	301	398
19012030	Mixes and doughs for the preparation of bakers' wares of heading 1905, other than HS code 19012010 to 19012020, not containing cocoa	161.827	1.360.493	395.884	2.864.354
19012040	Mixes and doughs for the preparation of bakers' wares of heading 1905, other than HS code 19012010 to 19012020, containing cocoa	2.805	56.513	19.141	167.935
19019019	Food preparations suitable for infants or young children, not put up for retail sale, other than medical foods	1.214	102.982	908	239.748
19019020	Malt extract	40.446	421.581	373.259	3.699.561
19019031	Filled milk, of goods of heading 0401 to 0404	-	1.051	-	4.070
19019032	Food preparation of goods of heading 0401 to 0404, containing cocoa powder, other than filled milk	9.940	40.796	22.100	48.295
19019039	Food preparation of goods of heading 0401 to 0404, not containing cocoa powder, other than filled milk	148.801	1.433.469	525.544	5.535.036
19019041	Other soya-based preparations in powder form	658	5.692	3.073	31.258
19019049	Other soya-based preparations in other forms	-	56.408	-	208.318
19019091	Medical foods, preparations not suitable for infants or young childrens	6.000	28.266	16.746	53.396
19019099	Food preparations not suitable for infants or young childrens, other than medical food	1.122.360	11.515.521	2.360.893	27.215.463
19021100	Uncooked pasta, not stuffed or otherwise prepared, containing eggs	16.730	211.722	35.896	361.624
19021920	Rice vermicelli (including bee hoon), uncooked pasta, not stuffed or otherwise prepared, not containing eggs	11.381	93.287	14.082	102.067
19021930	Transparent vermicelli, uncooked pasta, not stuffed or otherwise prepared, not containing eggs	8.600	37.808	26.320	63.501
19021940	Other noodles, uncooked pasta, not stuffed or otherwise prepared, not containing eggs	545.278	2.988.246	840.752	3.631.113
19021990	Uncooked pasta, not stuffed or otherwise prepared, not containing eggs, other than HS code 19021920 to 19021940	1.949.131	18.246.593	2.288.303	21.080.031
19022010	Stuffed pasta with meat or meat offal, whether or not cooked or otherwise prepared	-	278	-	1.265
19022030	Stuffed pasta with fish, crustaceans or molluscs, whether or not cooked or otherwise prepared	-	4.057	-	27.779
19022090	Stuffed pasta whether or not cooked or otherwise prepared, other than stuffed with meat or meat offal, fish, crustaceans or molluscs	3.229	41.911	13.555	169.896

Tabel 3 : Ekspor Indonesia menurut Komoditi (Kode HS 8 digit)

September 2022

Kode H S	Uraian golongan barang	Berat bersih (Kg)		Nilai F.O.B. (U S \$)	
		Bulan ini	Kumulatif	Bulan ini	Kumulatif
(1)	(2)	(3)	(4)	(5)	(6)
19023020	Rice vermicelli (including bee hoon), cooked or otherwise prepared, other than stuffed	16.844	155.355	34.848	302.425
19023030	Transparent vermicelli, cooked or otherwise prepared, other than stuffed	21.289	184.378	84.789	391.978
19023040	Instant noodles, whether or not cooked or otherwise prepared, other than stuffed	11.219.758	114.518.838	22.766.682	212.658.601
19023090	Cooked pasta, not stuffed, other than rice vermicelli, transparent vermicelli, instant noodles	1.122.155	7.172.504	4.192.865	26.584.814
19024000	Couscous	-	1.683	-	1.962
19030000	Tapioca and substitutes therefor prepared from starch, in the form of flakes, grains, pearls, siftings or in similar forms	166.742	1.470.571	506.230	3.816.322
19041010	Prepared food obtained by the swelling or roasting of cereals or cereal products, containing cocoa	3.656	48.158	13.541	184.054
19041090	Prepared food obtained by the swelling or roasting of cereals or cereal products, not containing cocoa	180.630	1.087.279	691.512	5.274.352
19042010	Prepared foods obtained from unroasted cereal flakes	8.472	155.865	41.026	588.865
19042090	Prepared foods obtained from mixtures of unroasted cereal flakes and roasted cereal flakes or swelled cereals	814.221	3.470.368	1.383.800	5.922.252
19043000	Bulgur wheat	-	1.286	-	5.460
19049010	Rice preparations, including pre-cooked rice	132	68.330	238	156.908
19049090	Cereals (other than maize (corn)), in grain form or in the form of flakes or other worked grains (except flour, groats and meal), pre-cooked or otherwise prepared, not elsewhere specified or included	364.357	3.031.104	891.981	7.851.104
19051000	Crispbread, whether or not containing cocoa	205.000	1.364.572	325.695	2.148.857
19052000	Gingerbread and the like, whether or not containing cocoa	4.815	137.070	5.439	270.456
19053110	Sweet biscuits, not containing cocoa	7.624.216	51.522.146	28.681.761	150.438.330
19053120	Sweet biscuits, containing cocoa	7.286.821	49.434.354	17.204.742	112.203.860
19053210	Waffles	361.455	3.625.909	1.453.239	12.484.686
19053220	Wafers	12.303.704	122.964.317	33.744.020	305.333.194
19054010	Rusks, toasted bread and similar toasted products, not containing added sugar, honey, eggs, fats, cheese or fruit	-	2.251	-	1.180
19054090	Rusk, toasted bread & similar toasted product, containing added sugar, honey, eggs, fats, cheese or fruit	100.422	492.126	223.383	1.271.518
19059010	Unsweetened teething biscuits	1.369.720	10.076.203	3.371.641	24.432.050
19059020	Unsweetened biscuits, other than teething biscuits	114.419	896.686	192.818	1.724.662
19059030	Cakes	65.366	619.377	226.907	2.003.472
19059040	Pastries	91.015	523.527	251.980	1.226.083
19059050	Flourless bakers' wares	2.051	8.965	1.557	11.766
19059070	Communion wafers, sealing wafers, rice paper and similar products	4.589	9.227	28.057	51.720
19059080	Other crisp savoury food products	338.958	2.947.487	913.827	8.123.709
19059090	Bread,pastry,cakes,biscuits&oth bakers' wares, w.o.n containing cocoa, communion wafers,empty cachets suitable for pharmaceutical use,sealing wafers, rice paper&similar products, nec in head 1905	1.083.892	11.111.187	2.419.435	24.665.537
20011000	Cucumbers and gherkins, prepared or preserved by vinegar or acetic acid	4.890	10.311	8.442	17.607
20019090	Vegetables, fruit, nuts and other edible parts of plants other than cucumbers and gherkins, onions, prepared or preserved by vinegar or acetic acid	891	49.962	2.269	145.565
20021000	Tomatoes, whole or pieces, prepared or preserved otherwise than by vinegar or acetic acid	201	1.401	167	972
20029010	Tomato paste	-	12.040	-	33.565
20031000	Mushrooms of the genus agaricus, prepared or preserved othwise than by vinegar or acetic acid	327.750	1.535.541	547.070	2.657.877
20039010	Tuffles, prepared or preserved othwise than by vinegar or acetic acid	1	1	1	1
20039090	Mushrooms other than mushrooms of the genus agaricus, prepared or preserved othwise than by vinegar or acetic acid	110	16.965	1.128	36.084
20041000	Potatoes, prepared or preserved otherwise than by vinegar or acetic acid, frozen, other than products of heading 2006	15	822	20	11.582

Tabel 3 : Ekspor Indonesia menurut Komoditi (Kode HS 8 digit)

September 2022

Kode H S	Uraian golongan barang	Berat bersih (Kg)		Nilai F.O.B. (U S \$)	
		Bulan ini	Kumulatif	Bulan ini	Kumulatif
(1)	(2)	(3)	(4)	(5)	(6)
20049010	Other vegetables and mixtures of vegetables, prepared or preserved otherwise than by vinegar or acetic acid, frozen, other than products of heading 2006, suitable for infants or young children	36	9.513	169	23.485
20049090	Other vegetables and mixtures of vegetables, prepared or preserved otherwise than by vinegar or acetic acid, frozen, other than products of heading 2006, not suitable for infants or young children	131.325	813.535	362.924	2.295.507
20051030	Homogenised vegetables, prepared or preserved otherwise than by vinegar or acetic acid, not frozen, other than products of heading 2006, suitable for dietetic purposes	-	4	-	48
20052011	Potatoes, prepared or preserved otherwise than by vinegar or acetic acid, not frozen, other than products of heading 2006, in sticks form, in airtight containers for retail sale	25.063	230.222	134.817	1.254.772
20052019	Potatoes, prepared or preserved otherwise than by vinegar or acetic acid, not frozen, other than products of heading 2006, in sticks form, not in airtight containers for retail sale	-	6.043	-	20.515
20052099	Potatoes, prepared or preserved otherwise than by vinegar or acetic acid, not frozen, other than products of heading 2006, not in sticks form, not in airtight containers for retail sale	46	160.122	285	614.229
20054000	Peas (pisum sativum), prepared or preserved otherwise than by vinegar or acetic acid, not frozen, other than products of heading 20.06	-	150	-	1.102
20055100	Beans,shelled, prepared or preserved otherwise than by vinegar or acetic acid, not frozen,other than products of heading 20.06	149	12.741	324	39.182
20055910	Beans, not shelled, prepared or preserved otherwise than by vinegar or acetic acid, not frozen,other than products of heading 2006, in airtight containers for retail sale	160	8.670	40	11.296
20055990	Beans, not shelled, prepared or preserved otherwise than by vinegar or acetic acid, not frozen,other than products of heading 2006, not in airtight containers for retail sale	148	5.209	617	15.707
20058000	Sweet corn (zea mays var saccharata), prepared or preserved otherwise than by vinegar or acetic acid, not frozen, other than products of heading 2006	-	1.502	-	313
20059100	Bamboo shoots, prepared or preserved otherwise than by vinegar or acetic acid, not frozen, other than products of heading 2006	192	1.926	115	12.192
20059910	Other vegetables and mixtures of vegetables, prepared or preserved otherwise than by vinegar or acetic acid, not frozen, other than products of heading 2006, in airtight containers for retail sale	-	3	-	22
20059990	Other vegetables and mixtures of vegetables, prepared or preserved otherwise than by vinegar or acetic acid, not frozen, other than products of heading 2006, not in airtight containers for retail sale	227.818	2.053.323	307.583	2.481.571
20060000	Vegetables, fruit, nuts, fruit-peel and other parts of plants, preserved by sugar (drained, glace or crystallised)	-	21.705	-	46.402
20071000	Jams, fruit jellies, marmalades, fruit or nut purée and fruit or nut pastes, obtained by cooking, whether or not containing added sugar or other sweetening matter, homogenised preparations	23.052	206.150	38.101	338.028
20079100	Jams, fruit jellies, marmalades, fruit or nut purée and fruit or nut pastes, obtained by cooking, w.o.n containing added sugar or other sweetening matter, not homogenised preparations, citrus fruit	2.000	68.898	402	33.337
20079910	Fruit pastes other than of mangoes, pineapples or strawberries	12.309	97.835	65.404	419.092
20079920	Jams and fruit jellies	15.120	87.075	3.192	56.724

Tabel 3 : Ekspor Indonesia menurut Komoditi (Kode HS 8 digit)

September 2022

Kode H S	Uraian golongan barang	Berat bersih (Kg)		Nilai F.O.B. (U S \$)	
		Bulan ini	Kumulatif	Bulan ini	Kumulatif
(1)	(2)	(3)	(4)	(5)	(6)
20079990	Fruit pastes of mangoes, pineapples, strawberries, marmalades, fruit or /nut purée and fruit/nut pastes, obtained by cooking, w.o.n cont added sugar/other sweetening matter, not homogenised preparations	196.078	2.739.879	700.875	8.823.799
20081110	Ground nuts, roasted	164.395	1.065.491	613.561	3.797.967
20081120	Peanut butter	69.353	289.201	182.406	825.473
20081190	Ground nuts, otherwise prepared or preserved whether or not containing added sugar or other sweetening matter or spirit, other than roasted and peanut butter	116.582	813.319	423.375	3.044.366
20081910	Cashew nut, including mixture, otherwise prepared or preserved whether or not containing added sugar or other sweetening matter or spirit	118.014	215.312	272.993	1.014.131
20081991	Nuts, ground-nuts and other seeds, other than ground nut&cashew nut, w.o.n mixed together, w.o.n containing added sugar/other sweetening matter or spirit, not elsewhere specified/included, roasted	1.118	65.839	5.037	122.106
20081999	Nuts, ground-nuts and other seeds, other than ground nut&cashew nut, w.o.n mixed together, w.o.n containing added sugar/other sweetening matter or spirit, not elsewhere specified/included, not roasted	91.963	814.544	168.338	1.616.623
20082010	Pineapples, otherwise prepared or preserved, whether or not containing added sugar or other sweetening matter or spirit, not elsewhere specified or included, in airtight containers for retail sale	13	760	19	3.329
20082090	Pineapples, otherwise prepared or preserved, whether or not containing added sugar or other sweetening matter or spirit, not elsewhere specified or included, not in airtight containers for retail sale	18.373.571	177.929.046	22.838.464	217.415.476
20083010	Citrus fruits, otherwise prepared or preserved, containing added sugar or other sweetening matter or spirit	41	41	72	72
20083090	Citrus fruits, otherwise prepared or preserved, not containing added sugar or other sweetening matter or spirit	250	1.790	2.200	7.861
20086010	Cherries, otherwise prepared or preserved, containing added sugar or other sweetening matter or spirit	30	667	331	3.424
20086090	Cherries, otherwise prepared or preserved, not containing added sugar or other sweetening matter or spirit	-	205	-	6.145
20088000	Strawberries, otherwise prepared or preserved whether or not contain sugar or sweetening matter or spirit	1	721	1	3.501
20089100	Palm hearts, otherwise prepared or preserved whether or not contain sugar or sweetening matter	-	77	-	176
20089310	Cranberries (vaccinium macrocarpon, vaccinium oxycoccos), lingonberries (vaccinium vitis-idaea), otherwise prepared/preserved, containing added sugar or other sweetening matter or spirit	-	4	-	7
20089710	Mixtures of stems, roots and other edible parts of plants, not including fruits or nuts whether or not containing added sugar or other sweetening matter or spirit	24.038	87.752	30.749	124.063
20089720	Mixtures fruit and nuts other than those of subheading 200819, containing added sugar or other sweetening matter or spirit	761.782	6.018.400	900.609	7.022.882
20089930	Stems, roots and other edible part of plant, not including fruit or nut, otherwise prepared or preserved whether or not contain sugar or sweetening matter	34.200	513.402	22.322	373.252
20089940	Fruit, nuts and other edible parts of plants other than HS code 20089100 to 20089930, otherwise prepared or preserved, not elsewhere specified or included, containing sugar or sweetening matter	3.150	220.491	4.988	252.387
20089990	Fruit, nuts and other edible parts of plants other than HS code 20089100 to 20089930, otherwise prepared or preserved, not elsewhere specified or included, not containing sugar or sweetening matter	1.402.996	10.518.376	2.402.314	17.377.292

Tabel 3 : Ekspor Indonesia menurut Komoditi (Kode HS 8 digit)

September 2022

Kode H S	Uraian golongan barang	Berat bersih (Kg)		Nilai F.O.B. (U S \$)	
		Bulan ini	Kumulatif	Bulan ini	Kumulatif
(1)	(2)	(3)	(4)	(5)	(6)
20091100	Orange juice, frozen	-	112	-	424
20091200	Orange juice, not frozen, of a brix value not exceeding 20	6.000	6.000	12.060	12.060
20091900	Orange juice, not frozen, of a brix value exceeding 20	50.255	640.737	57.733	508.728
20092900	Grapefruit (including pomelo) juice, of a brix value exceeding 20	12.168	44.206	46.382	125.073
20093100	Juice of any other single citrus fruit, of a brix value not exceeding 20	17.604	32.855	15.088	34.572
20093900	Juice of any other single citrus fruit, of a brix value exceeding 20	2	5.921	10	23.266
20094100	Pineapple juice, of a brix value not exceeding 20	-	117.600	-	46.290
20094900	Pineapple juice, of a brix value exceeding 21	2.241.349	20.321.703	4.652.706	39.769.963
20096900	Grape juice (including grape must), of a brix value exceeding 30	343	4.400	919	11.303
20097900	Apple juice, of a brix value exceeding 20	1.501	51.387	1.561	117.968
20098920	Coconut water	131.079	1.309.803	96.526	689.066
20098930	Coconut water concentrate	348.030	2.580.357	962.497	7.589.911
20098940	Mango juice concentrate	210	1.342	239	1.487
20098991	Juice of any other single fruit, nut or vegetable, other than HS code 20098110 to 20098940, suitable for infants or young children	-	77	-	408
20098999	Juice of any other single fruit, nut or vegetable, other than HS code 20098110 to 20098940, not suitable for infants or young children	287.365	2.889.547	381.262	3.849.518
20099091	Mixtures of juices, not suitable for infants or young children, ready for immediate consumption	28.395	383.455	138.021	1.257.811
20099099	Mixtures of juices, not suitable for infants or young children, not ready for immediate consumption	40.661	157.861	151.726	668.710
21011111	Instant coffee, in packings of a net weight not less than 20 kg	8.407.808	37.105.881	23.495.872	113.864.122
21011119	Instant coffee, in packings of a net weight more than 20 kg	100.845	16.089.944	314.799	50.021.965
21011190	Extracts, essences and concentrates of coffee, other than instant coffee	166.323	1.643.227	776.757	7.738.364
21011210	Mixtures in paste form with a basis of ground roasted coffee, containing vegetable fats	-	479.821	-	1.429.184
21011291	Coffee preparation with a basis of extracts, essences or concentrate containing added sugar, whether or not containing creamer	7.845.092	83.536.746	22.600.795	250.417.612
21011292	Coffee preparation with a basis of ground roasted coffee containing added sugar, whether or not containing creamer	-	48.893	-	121.881
21011299	Preparations with a basis of extracts, essences or concentrates or with a basis of coffee, other than HS code 21011210 to 21011292	569.534	5.597.109	1.637.973	15.731.607
21012020	Tea extracts for the manufacture of tea preparations, in powder form	4.477	35.101	22.493	144.373
21012030	Preparations of tea consisting of a mixture of tea, milk powder and sugar	76.590	714.774	296.795	1.612.357
21012090	Extracts, essences and concentrates, of tea or maté, and preparations with a basis of these extracts, essences or concentrates or with a basis of tea or maté, other than HS code 21012020 to 21012030	98.524	2.554.633	237.695	2.982.659
21013000	Roasted chicory and oth roasted coffee substitutes, and extracts, essences and concentrates thereof	18.646	145.652	12.763	119.578
21021000	Active yeasts	2.950	17.960	4.276	71.862
21022010	Inactive yeasts, other single-cell micro-organisms, dead, of a kind used in animal feeding	834.103	8.876.975	293.448	3.221.669
21022090	Inactive yeasts, other single-cell micro-organisms, dead, of a kind not used in animal feeding	120.018	247.712	47.797	189.993
21023000	Prepared baking powders	10.337	112.564	32.998	338.765
21031000	Soya sauce	1.217.464	11.189.305	1.835.385	16.770.029
21032000	Tomato ketchup and oth tomato sauces	162.250	1.252.585	190.850	1.585.749
21033000	Mustard flour and meal and prepared mustard	10.343	83.539	15.567	253.360
21039011	Chilli sauce	665.169	5.784.941	1.190.836	10.357.799
21039013	Sauces other than chilli sauce or fish sauce	112.673	2.265.663	404.200	7.439.378

Tabel 3 : Ekspor Indonesia menurut Komoditi (Kode HS 8 digit)

September 2022

Kode H S	Uraian golongan barang	Berat bersih (Kg)		Nilai F.O.B. (U S \$)	
		Bulan ini	Kumulatif	Bulan ini	Kumulatif
(1)	(2)	(3)	(4)	(5)	(6)
21039019	Sauces and preparations therefor, other than HS code 21039011 to 21039013	3.932.061	37.423.108	15.856.364	130.182.107
21039021	Shrimp paste including belachan (blachan)	146.875	2.022.724	216.443	2.074.152
21039029	Mixed condiments and mixed seasonings, other than shrimp paste	249.011	1.675.659	1.008.842	7.191.781
21041019	Soups and broths and preparations therefor, containing meat, not suitable for infants or young children	4.683	26.498	16.827	83.938
21041099	Soups and broths and preparations therefor, not containing meat, not suitable for infants or young children	42.064	280.943	133.745	971.759
21042011	Homogenised composite food preparation, containing meat, suitable for infants or young children	164	296	579	1.584
21042019	Homogenised composite food preparation, containing meat, not suitable for infants or young children	1.500	876.453	1.005	794.921
21042091	Homogenised composite food preparation, not containing meat, suitable for infants or young children	18	18	200	200
21042099	Homogenised composite food preparation, not containing meat, not suitable for infants or young children	13	15.019	79	27.056
21050000	Ice cream and other edible ice, whether or not containing cocoa	2.492.097	23.388.919	5.588.932	44.887.881
21061000	Protein concentrates and textured protein substances	4.327	30.863	4.992	172.315
21069011	Dried bean curd and dried bean curd stick	947	104.717	4.891	312.751
21069012	Fresh soybean curd (tofu)	14	215	173	1.016
21069019	Beancurd, other than dried bean curd, dried bean curd stick, fresh soybean curd (tofu)	33.567	280.860	47.476	451.270
21069020	Powdered alcohol	25	25	221	221
21069030	Non-dairy creamer	3.202.597	33.113.791	6.805.319	64.275.263
21069041	Autolysed yeast extracts, in powder form	5.066	49.323	67.762	260.467
21069049	Autolysed yeast extracts, other than in powder form	404.801	3.500.798	432.149	3.918.051
21069053	Non-alcoholic preparations of a kind used for the making or for the manufacture of beverages, ginseng based products	3.780	31.158	6.226	93.356
21069054	Non-alcoholic preparations of a kind used for the making or for the manufacture of beverages, other preparations of a kind used as raw material for the manufacture of composite concentrates	1.125.675	11.173.981	2.119.810	16.331.593
21069055	Non-alcoholic preparations of a kind used for the making or for the manufacture of beverages, composite concentrates for simple dilution with water to make beverages	2.539.187	40.265.532	5.284.376	74.626.880
21069059	Non-alcoholic preparations of a kind used for the making or for the manufacture of beverages, other than HS code 21069053 to 21069055	182.100	2.480.850	622.120	9.476.022
21069062	Preparations of a kind used as raw material for the manufacture of alcoholic beverage, in other form	12.713	31.828	50.727	129.278
21069067	Alcoholic preparations, of a kind used for the manufacture of alcoholic beverages, in other forms	-	6	-	3
21069069	Alcoholic preparations of a kind used for the making or for the manufacture of beverages, other than HS code 21069061-21069067	2.275	6.355	1.809	6.929
21069071	Food supplements based on ginseng	1.500	9.318	503	28.522
21069072	Food supplements, other than based on ginseng	676.889	4.506.455	7.785.464	53.826.807
21069081	Food preparations for lactase deficient infants or young children	4.047	33.886	24.525	201.137
21069089	Food preparations for use by infants or young children, other than preparations for lactase deficient infants or young children	7.733	63.610	33.371	280.840
21069091	Food preparation, mixtures of chemicals with foodstuffs or other substances with nutritive value, of a kind used for food processing	72.639	1.534.603	364.706	4.733.711
21069092	Flavoured or coloured syrups	89.640	1.338.966	59.355	1.682.633
21069093	Coconut milk, whether or not powdered	11.552.319	61.756.782	18.674.323	100.242.233
21069095	Seri kaya	1.510	5.050	6.423	21.659
21069096	Other medical foods	30.274	559.415	444.676	5.906.525
21069097	Tempeh	42.911	389.307	124.616	1.149.474

Tabel 3 : Ekspor Indonesia menurut Komoditi (Kode HS 8 digit)

September 2022

Kode H S	Uraian golongan barang	Berat bersih (Kg)		Nilai F.O.B. (U S \$)	
		Bulan ini	Kumulatif	Bulan ini	Kumulatif
(1)	(2)	(3)	(4)	(5)	(6)
21069098	Other flavouring preparations	590.785	4.862.445	5.396.666	42.797.720
21069099	Food preparations not elsewhere specified or included, other than HS code 21061000 to 21069098	4.735.567	85.085.441	7.447.964	145.055.161
22011010	Mineral waters	7.273.963	98.603.044	978.272	10.790.383
22011020	Aerated waters	32.886	107.950	31.476	126.341
22019090	Waters, not containing added sugar or other sweetening matter nor flavoured, other than mineral waters, aerated waters, ice and snow	141.858	1.322.618	105.677	665.775
22021020	Energy drink whether or not aerated	226.935	726.791	159.975	549.896
22021030	Other sparkling mineral waters or aerated waters, flavoured	964.072	6.471.273	793.384	4.756.325
22021090	Waters, containing added sugar or other sweetening matter or flavoured, other than HS code 22021020 to 22021030	3.074.303	25.118.938	2.166.237	17.513.261
22029100	Non-alcoholic beer	513	5.916	5.079	35.152
22029910	Flavoured uht milk based drinks	330.540	1.894.242	419.012	2.383.130
22029920	Soya milk drinks	565	8.509	513	5.927
22029930	Coconut water based drinks	503.992	3.423.490	393.899	2.678.016
22029940	Coffee based drinks or coffee flavoured drinks	229.887	8.617.740	218.739	6.926.065
22029950	Non-aerated beverages ready for immediate consumption without dilution, other than hs 2202.91.00-2202.99.40	4.809.187	41.831.778	2.419.573	21.828.206
22029990	Other non-alcoholic beverages, not including fruit, nut or vegetable juices of heading 2009	1.146.829	7.420.273	2.746.898	14.608.353
22030011	Stout or porter, of an alcoholic strength by volume not exceeding 5.8 % vol	-	1.542	-	3.800
22030019	Stout or porter, of an alcoholic strength by volume exceeding 5.8 % vol	9	353.203	139	425.609
22030091	Beer made from malt other than stout or porter, including ale, of an alcoholic strength by volume not exceeding 5.8 % vol	55.904	173.262	27.189	86.010
22030099	Beer made from malt other than stout or porter, including ale, of an alcoholic strength by volume exceeding 5.8 % vol	662.939	6.626.502	511.295	5.127.011
22041000	Sparkling wine	883	15.577	11.294	108.365
22042111	Wine, of an alcoholic strength by volume not exceeding 15 % vol, in container holding 2 l or less	-	10	-	21
22042113	Wine, of an alcoholic strength by volume exceeding 15% vol but not exceeding 23% vol, in container holding 2 l or less	-	80	-	743
22042121	Grape must with fermentation prevented or arrested by the addition, of an alcoholic strength by volume not exceeding 15 % vol, in containers holding 2 l or less	-	0	-	10
22042122	Grape must with fermentation prevented or arrested by the addition, of an alcoholic strength by volume exceeding 15 % vol, in containers holding 2 l or less	-	57	-	440
22042211	Wine, of an alcoholic strength by volume not exceeding 15 % vol, in containers holding more than 2 l but not more than 10 l	-	6	-	15
22042213	Wine, of an alcoholic strength by volume exceeding 15% vol but not exceeding 23% vol, in containers holding more than 2 l but not more than 10 l	-	355	-	520
22042911	Wine, of an alcoholic strength by volume not exceeding 15 % vol, in containers holding more than 10 l	-	245	-	1.162
22042922	Grape must with fermentation prevented or arrested by the addition, of an alcoholic strength by volume exceeding 15 % vol, in container holding>10 l	-	2.700	-	13.025
22043010	Grape must other than fermentation prevented or arrested by the addition of alcohol, of an alcoholic strength by volume not exceeding 15 % vol	-	254	-	1.061
22060010	Cider or perry	-	61.482	-	59.066
22060039	Coconut palm toddy, other than in container holding 2 l or less	-	805	-	3.874
22060050	Mead	-	242	-	375
22060060	Wines obtained by the fermentation of vegetables juices or of fruit juices, other than juice of fresh grapes	-	0	-	10

Tabel 3 : Ekspor Indonesia menurut Komoditi (Kode HS 8 digit)

September 2022

Kode H S	Uraian golongan barang	Berat bersih (Kg)		Nilai F.O.B. (U S \$)	
		Bulan ini	Kumulatif	Bulan ini	Kumulatif
(1)	(2)	(3)	(4)	(5)	(6)
22060099	Other fermented beverages, mixtures of fermented beverages and mixtures of fermented beverages and non-alcoholic beverages, not elsewhere specified or included, other than HS code 22060010 to 22010091	8	43	60	465
22071000	Undenatured ethyl alcohol of an alcoholic strength by volume of 80 % vol or higher	11.172.462	43.921.298	11.889.911	48.490.119
22072011	Denatured ethyl alcohol of an alcoholic strength by volume exceeding 99 % vol	-	19.419	-	36.957
22072019	Denatured ethyl alcohol of an alcoholic strength by volume not exceeding 99 % vol	32.480	286.820	49.832	434.963
22072090	Ethyl alcohol and other spirits, denatured, of any strength, other than denatured ethyl alcohol including methylated spirits	-	79.376	-	124.813
22082090	Spirits obtained by distilling grape wine or grape marc, other than brandy	-	141.683	-	432.789
22083010	Whiskies, in containers holding more than 5 l	-	99	-	202
22083090	Whiskies, other than in containers holding more than 5 l	1	4	2	30
22084000	Rum and other spirits obtained by distilling fermented sugar- cane products	-	11	-	15
22085000	Gin and geneva	-	80	-	126
22086000	Vodka	44	328	51	2.013
22087010	Liqueurs and cordials, of an alcoholic strength by volume not exceeding 57 % vol	-	90.275	-	383.296
22089010	Medicated samsu of an alcoholic strength by volume not exceeding 40 % vol	-	44	-	367
22089040	Other samsu other than medicated samsu of an alcoholic strength by volume exceeding 40% vol	-	4	-	28
22089099	Undenatured ethyl alcohol of an alcoholic strength by volume of less than 80 % vol other than HS code 22082050 to 22089091, other than of an alcoholic strength by volume not exceeding 114 % vol	50.853	123.487	168.642	420.322
22090000	Vinegar and substitutes for vinegar obtained from acetic acid	14.206	81.757	6.443	42.599
23011000	Flours, meals and pellets, of meat or meat offal, greaves	-	72	-	121
23012010	Flours, meals and pellets of fish, with a protein content of less than 60% by weight	110.945	1.660.946	114.837	1.572.584
23012020	Flours, meals and pellets of fish, with a protein content of 60% or more by weight	620.170	6.025.532	625.621	6.655.481
23012090	Flours, meals and pellets, of crustaceans or molluscs or other aquatic invertebrates	331.000	2.584.336	232.303	1.825.898
23021000	Bran, sharps and other residues, whether or not in the form of pellets, derived from the sifting, milling or other working, of maize (corn)	1.108.140	8.191.300	202.962	1.462.121
23023010	Bran and pollard, whether or not in the form of pellets, derived from the sifting, milling or other working of wheat	59.355.270	455.814.677	16.023.042	115.015.375
23023090	Sharps and other residues, whether or not in the form of pellets, derived from the sifting, milling or other working of wheat, other than bran and pollard	22.010.000	102.441.543	5.811.886	27.427.720
23024010	Sharps and other residues, of rice, whether or not in the form of pellets, derived from the sifting, milling or other working	-	150.952	-	56.001
23024090	Sharps and other residues of other cereal other than of rice, whether or not in the form of pellet, derived from the sifting, milling or other working of cereal	39.250	628.340	15.677	234.841
23025000	Sharps and other residues, whether or not in the form of pellet, derived from the sifting, milling or other working of leguminous plants	3.000	3.000	4.200	4.200
23031010	Residues of starch manufacture and similar residues, of manioc (cassava) or sago	-	76.304	-	19.258
23031090	Residues of starch manufacture and similar residues, other than of manioc (cassava) or sago	612.003	5.702.300	135.973	1.944.406
23032000	Beet-pulp, bagasse and other waste of sugar manufacture	242.175	4.712.246	57.903	1.135.233

Tabel 3 : Ekspor Indonesia menurut Komoditi (Kode HS 8 digit)

September 2022

Kode H S	Uraian golongan barang	Berat bersih (Kg)		Nilai F.O.B. (U S \$)	
		Bulan ini	Kumulatif	Bulan ini	Kumulatif
(1)	(2)	(3)	(4)	(5)	(6)
23040090	Oil-cake and other solid residues, whether or not ground or in the form of pellets, resulting from the extraction of soya- bean oil, other than defatted soya-bean flour and soya-bean meal	2.500	2.604	2.553	2.658
23050000	Oil-cake and other solid residues, whether or not ground or in the form of pellets, resulting from the extraction of ground-nut oil	-	4.200	-	6.930
23061000	Oil-cake and other solid residues, of cotton seeds, whether/not ground/in the form of pellets, resulting from the extraction of vegetable/microbial fats/oils, other than those of heading 2304 or 2305	24.040	487.040	30.405	228.605
23063000	Oil-cake and oth solid residues, of sunflower seeds, whether/not ground/in the form of pellets, resulting from the extraction of vegetable/microbial fats/oils, oth than those of heading 2304 or 2305	-	922	-	2.851
23064920	Oil-cake & oth solid residues, of other colza seeds, w.o.n ground/in the form of pellets, resulting from the extraction of vegetable/microbial fats/oils, oth than those of heading 2304 / 2305	-	40.000	-	16.434
23065000	Oil-cake and oth solid residues, of coconut or copra, whether/not ground/in the form of pellets, resulting from the extraction of vegetable/microbial fats/oils, oth than those of heading 2304 or 2305	43.682.352	225.859.536	8.230.995	43.711.540
23066010	Oil-cake & oth solid residues, of palm nuts or kernels, resulting from the extraction of vegetable/microbial fats/oils, oth than those of heading 2304 / 2305, ground or in the form of pellets	235.439.310	1.791.703.959	35.916.334	315.893.214
23066090	Oil-cake & oth solid residues, of palm nuts or kernels, resulting from the extraction of vegetable/microbial fats/oils, oth than those of heading 2304 / 2305, other than ground/in the form of pellets	225.011.717	2.062.093.247	31.329.705	496.707.693
23069010	Oil-cake & oth solid residues, of maize(corn) germ, w.o.n ground/in the form of pellets, resulting from the extraction of vegetable/microbial fats/oils, oth than those of heading 2304 / 2305	492.276	7.020.688	82.373	1.157.975
23069090	Oil-cake & oth solid residues, w.o.n ground/in the form of pellets, resulting from the extraction of vegetable/microbial fats/oils, oth than those of heading 2304 / 2305, other than HS code 23061000 to 23069010	211.689.013	769.949.645	173.286.498	753.019.093
23080000	Vegetable materials and waste,vegetable residues, whether or not in pellets form, used in animal feeding, not else specified	1.603.203	31.614.917	419.290	10.978.672
23091010	Dog or cat food, put up for retail sale, containing meat	-	17	-	50
23091090	Dog or cat food, put up for retail sale, not containing meat	516.020	2.231.257	783.675	3.379.897
23099011	Complete feed of a kind suitable for poultry	493.745	4.506.058	674.822	4.321.474
23099012	Complete feed of a kind suitable for swine	7.011.201	68.201.251	5.505.605	68.525.806
23099013	Complete feed of a kind suitable for prawns	2.736	21.570	20.825	44.582
23099014	Complete feed of a kind suitable for primates	-	249	-	4.970
23099019	Complete feed of a kind suitable for animal other than poultry,swine,prawns,primates	17.642	384.643	16.550	355.829
23099020	Premixes, feed supplements or feed additives	1.068.143	2.488.294	975.888	2.492.758
23099090	Preparations of a kind used in animal feeding, other than HS code 23091010 to 23099020	438.535	4.179.573	450.217	4.540.157
24011010	Tobacco, not stemmed/stripped, virginia type, flue-cured	-	36	-	204
24011020	Tobacco, not stemmed/stripped, virginia type, other than flue-cured	-	9.464	-	20.826
24011040	Tobacco, not stemmed/stripped, burley type	-	1.076	-	2.029
24011050	Tobacco, not stemmed/stripped, flue-cured, other than virginia and burley type	436.000	1.591.370	1.207.200	14.269.230
24011090	Tobacco, not stemmed/stripped, other than flue-cured, virginia and burley type	883.347	6.933.438	4.766.592	59.966.349

Tabel 3 : Ekspor Indonesia menurut Komoditi (Kode HS 8 digit)

September 2022

Kode H S	Uraian golongan barang	Berat bersih (Kg)		Nilai F.O.B. (U S \$)	
		Bulan ini	Kumulatif	Bulan ini	Kumulatif
(1)	(2)	(3)	(4)	(5)	(6)
24012010	Tobacco, partly or wholly stemmed/stripped, virginia type, flue-cured	6.000	5.662.848	61.320	29.052.745
24012020	Tobacco, partly or wholly stemmed/stripped, virginia type, other than flue-cured	-	1.000	-	5.450
24012030	Tobacco, partly or wholly stemmed/stripped, oriental type	-	283.694	-	838.844
24012040	Tobacco, partly or wholly stemmed/stripped, burley type	-	837.212	-	3.008.566
24012050	Tobacco, partly or wholly stemmed/stripped, flue-cured, other than virginia, oriental, and burley type	304.200	2.691.318	1.473.545	26.851.981
24012090	Tobacco, partly or wholly stemmed/stripped, other than flue-cured, virginia, oriental, and burley type	2.248.085	13.628.564	8.544.909	73.480.167
24013010	Tobacco stems	105.420	755.690	39.792	2.083.715
24013090	Tobacco refuse, other than tobacco stems	39.920	587.689	312.878	9.095.975
24021000	Cigars, cheroots and cigarillos, containing tobacco	357.852	2.382.359	6.164.774	45.830.539
24022010	Cigarettes containing tobacco, beedies	2.847	7.194	39.164	99.788
24022020	Cigarettes containing tobacco, clove cigarettes	1.227.763	11.675.600	19.921.672	154.698.479
24022090	Cigarettes containing tobacco, other than beedies and clove cigarettes	7.458.704	61.305.272	62.286.360	509.335.845
24029010	Cigars, cheroots and cigarillos of tobacco substitutes	-	2	-	1
24029020	Cigarettes of tobacco substitutes	-	63.356	-	3.090.151
24031110	Water pipe tobacco specified in subheading note 1 to this chapter, packed for retail sale	1	239	9	2.318
24031190	Water pipe tobacco specified in subheading note 1 to this chapter, other than packed for retail sale	7.156	21.664	20.169	66.062
24031911	Ang hoon, packed for retail sale	6.560	13.120	49.556	100.905
24031919	Smoking tobacco, w.o.n containing tobacco substitutes in any proportion, packed for retail sale, other than ang hoon and water pipe tobacco	29.431	251.775	664.798	5.277.731
24031920	Manufactured tobacco for the manufacture of cigarettes, other than ang hoon and water pipe tobacco	488.572	4.038.209	3.304.737	30.776.266
24031999	Smoking tobacco, w.o.n containing tobacco substitutes in any proportion, packed not for retail sale, other than ang hoon and water pipe tobacco	72.721	778.207	1.318.011	13.268.834
24039190	"homogenised" or "reconstituted tobacco", other than packed for retail sale	74.836	369.061	629.515	4.580.031
24039910	Tobacco extracts and essences	-	4.182	-	52.417
24039940	Snuff, whether or not dry	9	23	58	3.120
24039950	Chewing and sucking tobacco	-	1.002	-	2.541
24039990	Manufactured tobacco and manufactured tobacco substitutes, other than HS code 24031110 to 24039950	132.916	1.399.910	940.266	10.390.562
24041100	Products intended for inhalation without combustion, containing tobacco or reconstituted tobacco	0	9	35	46
24041210	E-cigarette liquid or gel	218.405	687.630	26.504.893	82.332.503
24041290	Products intended for inhalation without combustion, containing nicotine, other than e-cigarette liquid or gel	-	3	-	243
24049190	Products intended for inhalation without combustion, for oral application, other than nicotine chewing gum	-	120	-	1.001
25010010	Table salt	25.172	184.087	35.092	89.084
25010020	Unprocessed rock salt	-	3.579	-	7.110
25010050	Sea water	1.310	9.143	2.743	9.847
25010091	Salt with sodium chloride content more than 60 % but less than 97%, calculated on a dry basis, fortified with iodine	-	425	-	170
25010093	Salt with sodium chloride content 97 % or more, calculated on a dry basis	11	9.512	14	5.168
25010099	Salt (including table salt and denatured salt) and pure sodium chloride, w.o.n in aqueous solution or containing added anti-caking or free-flowing agents other than HS code 25010010 to 25010093	3.674	9.923	522	6.132
25030000	Sulphur of all kinds, other than sublimed sulphur, precipitated sulphur and colloidal sulphur	2.340	14.790	11.431	23.081
25041000	Natural graphite, in powder or in flakes	-	60	-	61
25051000	Silica sands and quartz sands	94.800.000	477.952.158	1.372.602	9.029.694
25062000	Quartzite	-	28	-	3

Tabel 3 : Ekspor Indonesia menurut Komoditi (Kode HS 8 digit)

September 2022

Kode H S	Uraian golongan barang	Berat bersih (Kg)		Nilai F.O.B. (U S \$)	
		Bulan ini	Kumulatif	Bulan ini	Kumulatif
(1)	(2)	(3)	(4)	(5)	(6)
25070000	Kaolin and other kaolinic clays, whether or not calcined	8.046.051	116.353.131	914.427	10.292.918
25084090	Clays(excl expanded clays), other than bentonite, fire-clay, fuller's earth	-	10.000	-	1.681
25090000	Chalk	793	1.142	5.425	8.085
25102010	Natural calcium phosphates, natural aluminium calcium phosphates and phosphatic chalk, ground, apatite	6	16	3	7
25120000	Siliceous fossil meals (for example, kieselguhr, tripolite and diatomite) and similar siliceous earths, whether or not calcined, of an apparent specific gravity of 1 or less	-	29	-	59
25131000	Pumice stone	8.516.730	80.448.055	576.552	5.394.442
25132000	Emery, natural corundum, natural garnet and other natural abrasives	200.004	936.626	23.720	51.273
25140000	Slate, whether or not roughly trimmed or merely cut, by sawing or otherwise, into blocks or slabs of a rectangular (including square) shape	64.062	1.110.354	6.187	148.952
25151210	Marble and travertine, merely cut, by sawing or otherwise, into blocks of a rectangular (including square) shape	1.099.740	10.648.525	110.282	1.413.320
25152000	Ecaussine and other calcareous monumental or building stone, alabaster	-	42.335	-	6.084
25162010	Sandstone, crude or roughly trimmed	350	3.005	35	770
25162020	Sandstone, merely cut, by sawing or otherwise, into blocks or slabs of a rectangular (including square) shape	15.779	59.521	7.366	20.091
25169000	Porphyry, basalt, and other monumental or building stone, other than HS code 25161100 to 25162020	260.644	1.839.840	71.832	406.238
25171000	Pebbles, gravel, broken or crushed stone, of a kind commonly used for concrete aggregates, for road metalling or for railway or other ballast, shingle and flint, whether or not heat-treated	614.155.163	6.472.306.608	3.938.112	39.662.045
25173000	Tarred macadam	-	785	-	1.668
25174100	Granules, chippings and powder, of marble , whether or not heat-treated	129	44.358	62	9.274
25174900	Granules, chippings and powder, of stones of heading 2515 or 2516, other than marble, whether or not heat-treated	542.060	5.778.456	101.509	969.466
25181000	Dolomite, not calcined or sintered, including roughly trimmed or merely cut, by sawing or otherwise, into blocks or slabs of a rectangular (including square) shape	8.002	112.203	354	15.746
25182000	Calcined or sintered dolomite, including roughly trimmed or merely cut, by sawing or otherwise, into blocks or slabs of a rectangular (including square) shape	54.002	100.055	1.231	6.848
25199090	Magnesium oxide, whether or not pure, other than fused magnesia, dead-burned (sintered) magnesia	-	4.632	-	3.900
25202010	Plasters, of a kind suitable for use in dentistry	1	5	1	35
25202090	Plasters, not of a kind suitable for use in dentistry	322.414	3.908.358	56.063	687.701
25210000	Limestone flux, limestone and other calcareous stone, of a kind used for the manufacture of lime or cement	875	875	3.500	3.500
25223000	Hydraulic lime	57.450	60.483	21.960	24.561
25231010	Cement clinkers, of a kind used in the manufacture of white cement	185.450.087	819.989.856	7.466.496	34.592.789
25231090	Cement clinkers, not of a kind used in the manufacture of white cement	582.093.867	5.067.160.288	23.893.287	199.753.067
25232100	Portland cement, white cement, whether or not artificially coloured	3.325.250	22.640.467	429.150	2.785.518
25232910	Portland cement, coloured cement	43.422.000	374.443.211	1.852.277	16.328.140
25232990	Portland cement, other than white cement and coloured cement	82.863.990	775.049.559	4.496.768	38.669.107
25233000	Aluminous cement	-	36.490	-	37.170
25239000	Slag cement, supersulphate cement and similar hydraulic cements, whether or not coloured or in the form of clinkers	1.729.500	22.904.177	106.197	1.477.197
25252000	Mica powder	-	22	-	499
25253000	Mica waste	10	35	66	570

Tabel 3 : Ekspor Indonesia menurut Komoditi (Kode HS 8 digit)

September 2022

Kode H S	Uraian golongan barang	Berat bersih (Kg)		Nilai F.O.B. (U S \$)	
		Bulan ini	Kumulatif	Bulan ini	Kumulatif
(1)	(2)	(3)	(4)	(5)	(6)
25262010	Natural steatite, whether or not roughly trimmed or merely cut, by sawing or otherwise, into blocks or slabs of a rectangular (including square) shape, talc powder	-	14.845	-	53.223
25262090	Natural steatite, whether or not roughly trimmed or merely cut, by sawing or otherwise, into blocks or slabs of a rectangular (including square) shape, crushed	-	7.197	-	36.297
25280000	Natural borates and concentrates thereof (w.o.n calcined), but not incl borates separated from natural brine, natural boric acid containing not more than 85 % of H3BO3 calculated on the dry weight	140.000	140.000	193.659	193.659
25291010	Potash feldspar, soda feldspar	295.600	893.200	120.778	387.315
25293000	Leucite, nepheline and nepheline syenite	-	1	-	0
25301000	Vermiculite, perlite and chlorites, unexpanded	-	40.000	-	11.274
25302010	Kieserite	2.000	6.909.000	1.072	334.271
25309010	Micronized zircon sand (zirconium silicate) of a kind used as an opacifier	269.350	3.815.750	735.004	11.212.227
25309090	Mineral substances, other than HS code 25301000 to 25309010	82.420	47.188.937	20.175	1.927.743
26011190	Iron ores and concentrates, other than roasted iron pyrites, non-agglomerated, other than haematite and concentrates	74.500.000	1.360.665.000	1.117.500	24.244.508
26011290	Iron ores and concentrates, other than roasted iron pyrites, agglomerated, other than haematite and concentrates	-	360.962.000	-	35.598.452
26030000	Copper ores and concentrates	353.239.125	2.327.464.674	983.045.627	7.092.610.309
26040000	Nickel ores and concentrates	-	492	-	29
26060000	Aluminium ores and concentrates	990.327.305	14.676.515.295	39.994.384	502.681.911
26070000	Lead ores and concentrates	1.781.220	10.339.700	2.183.293	15.371.889
26080000	Zinc ores and concentrates	4.196.040	23.119.640	4.411.161	25.235.682
26090000	Tin ores and concentrates	-	55	-	36
26151000	Zirconium ores and concentrates	9.335.035	70.622.225	20.883.682	169.344.397
26169000	Precious metal ores and concentrates, other than silver ores	80	296	80	340
26180000	Granulated slag (slag sand) from the manufacture of iron or steel	4.660	218.054.700	170	6.873.698
26190000	Slag, dross (other than granulated slag), scalings and other waste from the manufacture of iron or steel	-	64.974.856	-	2.940.839
26201100	Slag, ash and residues (other than from the manufacture of iron or steel), containing mainly zinc, hard zinc spelter	36.000	303.431	101.642	791.991
26201900	Slag, ash and residues (other than from the manufacture of iron or steel), containing mainly zinc, other than hard zinc spelter	4.509.165	38.808.063	5.212.261	40.228.706
26203000	Slag, ash and residues (other than from the manufacture of iron or steel), containing mainly copper	-	102.000	-	194.348
26211000	Ash and residues from the incineration of municipal waste	-	2.800	-	1.960
26219090	Other slag and ash, including seaweed ash (kelp) not elsewhere classified in chapter 26, other than crude potassium salts obtained in the sugar industry from residues of beet molasses	149.000	1.847.280	46.390	450.900
27011100	Anthracite, whether or not pulverised, but not agglomerated	146.410.000	1.091.758.000	42.458.900	282.593.073
27011210	Bituminous coal, whether or not pulverised, but not agglomerated, coking coal	1.516.250.548	13.017.481.773	440.670.402	3.387.194.978
27011290	Bituminous coal, whether or not pulverised, but not agglomerated, other than coking coal	2.840.413.959	25.457.321.733	573.633.898	4.487.904.171
27011900	Coal, whether or not pulverised, but not agglomerated, other than antracite and bituminous	28.685.471.314	230.565.526.544	3.109.525.360	26.299.797.430
27021000	Lignite, whether or not pulverised, but not agglomerated	12.327.828.617	70.800.092.199	872.769.430	5.141.402.778
27040010	Coke and semi-coke of coal	31.500.000	180.137.032	13.324.500	59.365.129
27060000	Tar distilled from coal, from lignite or from peat, and other mineral tars, whether or not dehydrated or partially distilled, including reconstituted tars	10.634.689	74.958.717	5.346.138	37.331.741
27071000	Benzol (benzene)	3.603.383	21.723.641	2.579.121	17.581.374
27073000	Xylol (xylenes)	-	32.603.045	-	28.793.685
27074000	Naphthalene	90.000	1.188.000	61.182	685.394

Tabel 3 : Ekspor Indonesia menurut Komoditi (Kode HS 8 digit)

September 2022

Kode H S	Uraian golongan barang	Berat bersih (Kg)		Nilai F.O.B. (U S \$)	
		Bulan ini	Kumulatif	Bulan ini	Kumulatif
(1)	(2)	(3)	(4)	(5)	(6)
27075000	Oth aromatic hydrocarbon mixtures of which 65 %/more by volume (incl losses) distils at 250°C by the ISO 3405 method (equivalent to the astm d 86 method) other than benxol, toluol, xylo, naphthalene	-	5.478.488	-	5.183.713
27079990	Oils and other products of the distillation of high temperature coal tar, other than HS code 27071000 to 27079010	46.000	150.077.345	51.980	127.401.943
27090010	Crude petroleum oils	206.682.362	1.623.777.702	150.766.475	1.196.748.875
27090020	Condensates	21.208.930	21.208.948	11.717.182	11.717.190
27090090	Petroleum oils obtained from bituminous minerals other than crude petroleum oils and condensates	404	434	403	503
27101229	Motor spirit, unleaded, of below RON 90, blended other than ethanol	-	71.142.249	-	70.252.974
27101240	Tetrapropylene	-	3	-	63
27101250	White spirit	-	19.200	-	25.076
27101260	Low aromatic solvents containing by weight less than 1 % aromatic content	-	53.680	-	68.302
27101270	Solvent spirits containing by weight more than 1 % aromatic content	-	2	-	62
27101291	Alpha olefins	-	5.501.635	-	6.609.515
27101292	Petroleum spirit, having a flash point of less than 23°C	-	17.016	-	20.571
27101299	Petroleum spirit, having a flash point of more than 23°C	44	813	14	1.171
27101920	Topped crudes	-	124.205	-	230.066
27101930	Carbon black feedstock	2.204	88.397	5.214	233.790
27101941	Lubricating oil feedstock	23.701.443	214.511.641	30.174.356	277.411.464
27101942	Lubricating oils for aircraft engines	72.075	202.597	35.735	119.655
27101944	Lubricating greases	25.691	99.696	26.447	246.773
27101945	Lubricating oils for textile	100	42.323	44	140.723
27101946	Lubricating oils other than HS 27101941 to 27101946	2.109.199	44.566.324	4.986.856	66.169.231
27101950	Hydraulic brake fluid	190	4.051	239	13.786
27101960	Transformer and circuit breakers oils	13	72.765	12	139.296
27101971	Automotive diesel fuel	-	244.254.203	-	220.204.646
27101979	Fuel oils	287.859.687	2.039.892.577	170.899.916	1.572.357.879
27101981	Aviation turbine fuel (jet fuel) having a flash point of 23°C or more	143.080	1.204.420	158.947	1.261.213
27101989	Other medium oils and preparations	12	7.237	19	25.320
27101990	Petroleum oil&oil obtain from bituminous mineral oth than crude&preparation n.e.s/incl,cont by weight ≥70% of oils mention before, these oils being the basic constituents of the preparations, not cont biodiesel&oth than waste oils, oth than hs 27101211-27101989	24.632.499	150.453.350	16.340.298	127.222.375
27102000	Petroleum oil&oil obtain from bituminous mineral oth than crude&preparations n.e.s/incl, cont by weight≥70% of oil mention before,these oil being the basic constituent of the preparation, cont biodiesel, oth than waste oil	60	24.233.039	39	18.029.957
27109900	Waste oils, other than containing polychlorinated biphenyls (PCBs), polychlorinated terphenyls (PCTs) or polybrominated biphenyls (PBBs)	912	43.747	3.072	118.166
27111100	Liquefied, natural gas	924.332.084	7.886.088.842	601.270.342	4.624.295.615
27111300	Liquefied, butanes	-	1	-	4
27111490	Liquefied, propylene, butylene and butadiene	2.075.307	29.725.651	1.446.489	24.615.013
27111900	Petroleum gases and other gaseous hydrocarbons, other than HS code 27111100 to 27111300	-	130.100	-	171.549
27112190	Natural gas, in gaseous state, other than of a kind used as a motor fuel	416.149.220	3.960.730.524	247.572.932	2.550.615.370
27112900	Petroleum gases and other gaseous hydrocarbons, in gaseous state , other than natural gas	-	321	-	430
27121000	Petroleum jelly	4	75.851	33	148.475
27122000	Paraffin wax containing by weight less than 0.75 % of oil	-	2.002	-	5.566
27129010	Paraffin wax containing by weight more than 0.75 % of oil	204.584	2.142.281	269.729	2.633.357

Tabel 3 : Ekspor Indonesia menurut Komoditi (Kode HS 8 digit)

September 2022

Kode H S	Uraian golongan barang	Berat bersih (Kg)		Nilai F.O.B. (U S \$)	
		Bulan ini	Kumulatif	Bulan ini	Kumulatif
		(1)	(2)	(3)	(4)
27129090	Microcrystalline petroleum wax, slack wax, ozokerite, lignite wax, peat wax, other mineral waxes, and similar products obtained by synthesis or by other processes, whether or not coloured	1.023.485	7.831.986	987.762	7.921.756
27131100	Petroleum coke, not calcined	10.669.076	113.964.484	7.094.936	55.054.910
27131200	Petroleum coke, calcined	5.559.910	50.682.680	5.641.253	37.094.811
27132000	Petroleum bitumen	2.334.655	9.436.029	1.395.804	5.167.977
27139000	Other residues of petroleum oils or of oils obtained from bituminous minerals, other than petroleum coke and petroleum bitumen	128.623.585	1.889.750.380	59.674.161	1.267.526.861
27141000	Bituminous or oil shale and tar sands	-	74.481	-	27.382
27149000	Bitumen and asphalt, natural, asphaltites and asphaltic rocks	18.624	58.054.817	7.987	3.216.471
27150010	Polyurethane tar coatings	-	68	-	122
27150090	Bituminous mixtures based on natural asphalt, on natural bitumen, on petroleum bitumen, on mineral tar/on mineral tar pitch (example, bituminous mastics, cut-backs), other than polyurethane tar coatings	-	8.595	-	33.778
28011000	Chlorine	125	4.996	117	11.383
28012000	Iodine	2.150	15.000	107.500	687.000
28013000	Fluorine, bromine	-	4	-	1.000
28020000	Sulphur, sublimed or precipitated, colloidal sulphur	5	2.367.873	4	638.189
28030020	Acetylene black	-	448	-	637
28030041	Carbon blacks of a kind used for rubber processing, other than acetylene black	1.988.300	11.786.142	3.076.085	19.406.431
28030049	Carbon blacks not of a kind used for rubber processing, other than acetylene black	465	81.043	5.021	6.812
28030090	Carbon (carbon blacks and other forms of carbon not elsewhere specified or included), other than acetylene black and carbon blacks	4.954	104.411	105.291	173.241
28041000	Hydrogen	8.520	89.302	1.549	127.938
28042100	Rare gases, argon	183.230	2.242.960	121.890	1.002.140
28042900	Rare gases, other than argon	1.963	225.712	353.449	2.246.068
28043000	Nitrogen	2.400	35.914	425	11.028
28044000	Oxygen	15.000	421.333	1.062	199.161
28046100	Silicon, containing by weight not less than 9999 % of silicon	6	62	120	1.000
28046900	Silicon, other than containing by weight not less than 9999 % of silicon	-	680	-	8.067
28051100	Alkali or alkaline-earth metals, sodium	50	251	590	2.952
28051200	Alkali or alkaline-earth metals, calcium	3	3.013	50	333
28051900	Alkali or alkaline-earth metals, other than sodium and calcium	6	6	10	10
28054000	Mercury	-	110.670	-	607
28062000	Chlorosulphuric acid	-	7	-	67
28080000	Nitric acid, sulphonitric acids	500	6.317	4.188	17.793
28092032	Food grade, phosphoric acid	-	280	-	980
28092099	Phosphoric acid and polyphosphoric acids, non food grade, other than hypophosphoric acid and phosphoric acid	-	300	-	5.098
28100010	Oxides of boron	-	6	-	23
28111100	Hydrogen fluoride (hydrofluoric acid)	-	2.100	-	1.002
28111200	hydrogen cyanide (hydrocyanic acid)	-	420	-	714
28111920	Aminosulphonic acid (sulphamic acid)	853.747	8.581.621	1.168.946	12.137.879
28111990	Other inorganic acids, other than HS code 28111100 to 28111920	15	53	14	81
28112100	Carbon dioxide	301.460	513.541	87.780	136.753
28112210	Silicon dioxide, in powder form	746.621	6.668.410	1.208.836	11.803.240
28112290	Silicon dioxide, other than in powder form	357.021	4.369.033	488.387	5.943.339
28121200	Phosphorus oxychloride	-	113.190	-	290.608
28129000	Halides and halide oxides of non-metals, other than chlorides and chloride oxides	-	6.000	-	48.000
28131000	Carbon disulphide	75.090	1.505.610	58.195	975.585
28141000	Anhydrous ammonia	114.948.428	1.445.761.459	100.002.350	1.307.938.765

Tabel 3 : Ekspor Indonesia menurut Komoditi (Kode HS 8 digit)

September 2022

Kode H S	Uraian golongan barang	Berat bersih (Kg)		Nilai F.O.B. (U S \$)	
		Bulan ini	Kumulatif	Bulan ini	Kumulatif
(1)	(2)	(3)	(4)	(5)	(6)
28151100	Sodium hydroxide (caustic soda), solid	91.300	902.730	72.252	782.785
28151200	Sodium hydroxide (caustic soda), in aqueous solution (soda lye or liquid soda)	11.893.569	69.696.409	5.575.763	35.403.084
28152000	Potassium hydroxide (caustic potash)	-	7	-	114
28153000	Peroxides of sodium or potassium	-	12	-	600
28161000	Hydroxide and peroxide of magnesium	10	310	1.646	1.946
28170010	Zinc oxide	681.000	6.796.709	2.244.902	23.852.568
28181000	Artificial corundum, whether or not chemically defined	-	1.016	-	3.120
28182000	Aluminium oxide, other than artificial corundum	126.045.212	1.548.439.614	44.060.412	607.074.471
28183000	Aluminium hydroxide	8.808.656	63.382.632	2.737.778	17.593.493
28201000	Manganese dioxide	-	275.000	-	199.375
28209000	Manganese oxides, other than manganese dioxide	-	215.000	-	129.684
28211000	Iron oxides and hydroxides	127.901	948.134	64.316	415.729
28212000	Earth colours containing 70 % or more by weight of combined iron evaluated as Fe2O3	-	2.075	-	2.163
28230000	Titanium oxides	4.366.000	7.290.000	4.447.889	7.148.659
28251000	Hydrazine and hydroxylamine and their inorganic salts	76.000	351.200	336.553	1.489.548
28255000	Copper oxides and hydroxides	-	105.500	-	160.375
28257000	Molybdenum oxides and hydroxides	-	1	-	1
28258000	Antimony oxides	-	15.300	-	147.951
28259000	Hydrazine and hydroxylamine and their inorganic salts, other inorganic bases, other metal oxides, hydroxides and peroxides, other than hs code 28251000 to 28258000	1.320.000	8.866.830	127.880	1.808.302
28261200	Fluorides, of aluminium	400.000	3.861.025	452.000	4.026.863
28261900	Fluorides, other than of aluminium	-	1.174	-	8.632
28269000	Fluorosilicates, fluoroaluminates and other complex fluorine salts, other than fluorides and sodium hexafluoroaluminate	-	2.101	-	14.758
28271000	Ammonium chloride	-	1.038.075	-	273.911
28272010	Calcium chloride, containing 73 % - 80 % by weight	-	100	-	150
28272090	Calcium chloride, containing < 73 % and > 80 % by weight	136.137	937.229	396.421	2.764.878
28273100	Chlorides other than ammonium chloride and calcium chloride, of magnesium	-	1	-	6
28273200	Chlorides other than ammonium chloride and calcium chloride, of aluminium	185.600	1.950.139	127.917	1.367.704
28273920	Chlorides other than ammonium chloride and calcium chloride, of iron	269	1.115	66	2.656
28273930	Chlorides other than ammonium chloride and calcium chloride, of zinc	-	3	-	0
28273990	Chlorides other than ammonium chloride and calcium chloride, other than HS code 28271000 to 28273990	-	0	-	0
28274100	Chloride oxides and chloride hydroxides, of copper	-	38.544	-	299.368
28274900	Chloride oxides and chloride hydroxides, other than of copper	61.714	586.155	50.950	363.708
28275900	Bromides and bromide oxides, other than bromides of sodium or of potassium	-	54.034	-	94.181
28281000	Commercial calcium hypochlorite and other calcium hypochlorites	5	711	5	567
28289010	Sodium hypochlorite	40.000	40.248	16.800	16.936
28289090	Hypochlorites, other than sodium hypochlorite, chlorites, hypobromites	-	1.079	-	1.245
28291100	Chlorates, of sodium	-	50	-	307
28299010	Sodium perchlorate	-	35	-	35
28299090	Perchlorates other than sodium, bromates and perbromates, iodates and periodates	4.440	13.560	15.007	31.129
28311000	Dithionites and sulphoxylates, of sodium	-	440	-	4.620
28321000	Sodium sulphites	6.801	447.522	4.077	66.904
28323000	Thiosulphates	-	4.451	-	4.021
28331100	Disodium sulphate	1.046.500	27.635.461	192.167	2.780.640
28331900	Sodium sulphates , other than disodium sulphate	245.000	18.918.003	26.950	1.811.709
28332100	Sulphates of magnesium	-	2.652	-	1.991
28332210	Sulphates of aluminium, commercial grade	100.000	640.002	22.340	129.672

Tabel 3 : Ekspor Indonesia menurut Komoditi (Kode HS 8 digit)

September 2022

Kode H S	Uraian golongan barang	Berat bersih (Kg)		Nilai F.O.B. (U S \$)	
		Bulan ini	Kumulatif	Bulan ini	Kumulatif
(1)	(2)	(3)	(4)	(5)	(6)
28332290	Sulphates of aluminium, not commercial grade	3.528.000	27.635.226	705.154	5.333.521
28332500	Sulphates of copper	-	23.955	-	70.068
28332700	Sulphates of barium	835.498	836.999	374.748	376.769
28332940	Sulphates of zinc	-	2	-	1
28333000	Alums	-	8.830	-	18.503
28334000	Peroxosulphates (persulphates)	-	4.900	-	15.014
28341000	Nitrites	1	1	2	2
28342100	Nitrates, of potassium	-	2	-	1
28352200	Phosphates, of mono or disodium	-	5.751	-	23.335
28352400	Phosphates, of potassium	500	3.479	2.315	16.499
28352590	Calcium hydrogenorthophosphate ("dicalcium phosphate"), other than feed grade	-	100.490	-	146.125
28352600	Phosphates of calcium other than calcium hydrogenorthophosphate	650	43.225	1.307	10.782
28352910	Phosphates, of trisodium	-	3.433	-	9.482
28352990	Phosphates, other than HS code 28352200 to 28352910	-	1.200	-	4.187
28353110	Sodium triphosphate (sodium tripolyphosphate), food grade	7	42	8	389
28353190	Sodium triphosphate (sodium tripolyphosphate), other than food grade	15.000	138.590	27.600	245.102
28353990	polyphosphates, other than sodium triphosphate (sodium tripolyphosphate) and tetrasodium pyrophosphate	5.805	18.325	23.801	90.289
28362000	Disodium carbonate	656.005	5.716.195	259.193	2.509.035
28363000	Sodium hydrogencarbonate (sodium bicarbonate)	5.000	17.740	5.260	45.438
28364000	Potassium carbonates	1	14.581	1	14.837
28365010	Calcium carbonate, food or pharmaceutical grade	-	46.000	-	23.090
28365090	Calcium carbonate, other than food or pharmaceutical grade	204.600	3.983.441	61.386	1.579.316
28366000	Barium carbonate	-	25.000	-	16.926
28369910	Commercial ammonium carbonate	-	28.025	-	91.481
28391100	Sodium metasilicates	1.750	1.780	914	1.096
28391920	Sodium orthosilicate, sodium pyrosilicate	1.678.200	12.901.187	710.653	4.993.623
28391990	Silicates of sodium, other than sodium orthosilicate and sodium pyrosilicate	1.084.480	6.218.483	399.942	2.200.522
28399000	Silicates, commercial alkali metal silicates, other than sodium	46.001	210.553	26.625	134.855
28401900	Disodium tetraborate (refined borax), other than anhydrous	-	194.610	-	94.580
28402000	Borates, peroxoborates (perborates), other than disodium tetraborate (refined borax)	-	19.800	-	20.658
28417000	Molybdates	-	1	-	432
28419000	Salts of oxometallic or peroxometallic acids, other than HS code 28413000 to 28418000	1	1	54	54
28421000	Double or complex silicates, including aluminosilicates whether or not chemically defined	9.597	463.901	672	28.394
28432900	Silver compounds, other than silver nitrate	10.600	51.400	22.339	115.215
28433000	Gold compounds	40	136	1.575.486	5.650.162
28439000	Compounds, other than silver and gold, amalgams of precious metals	-	0	-	13
28441090	Alloys, dispersions (including cermets), ceramic products and mixtures containing natural uranium or natural uranium compounds	200	200	400	400
28443010	Uranium depleted in U 235 and its compounds, thorium and its compounds	-	4	-	2.622
28444100	Tritium and its compounds, alloys, dispersions (including cermets), ceramic products and mixtures containing tritium or its compounds	-	370	-	648
28444300	Other radioactive elements and isotopes and compounds, other alloys, dispersions (including cermets), ceramic products and mixtures containing these elements, isotopes or compounds	6	657	50	55.756
28444400	Radioactive residues	331	3.696	5.583	66.862
28454000	Helium-3	-	12.561	-	26.894

Tabel 3 : Ekspor Indonesia menurut Komoditi (Kode HS 8 digit)

September 2022

Kode H S	Uraian golongan barang	Berat bersih (Kg)		Nilai F.O.B. (U S \$)	
		Bulan ini	Kumulatif	Bulan ini	Kumulatif
(1)	(2)	(3)	(4)	(5)	(6)
28459000	Isotopes other than those of heading 2844, compounds, inorganic or organic, of such isotopes, whether or not chemically defined, other than HS code 28451000 to 28454000	-	1.080	-	19.440
28470010	Hydrogen peroxide, whether or not solidified with urea, in liquid form	36.000	198.972	26.000	148.408
28470090	Hydrogen peroxide, whether or not solidified with urea, not in liquid form	1.330.380	11.821.196	1.110.451	7.473.341
28491000	Carbides of calcium, whether or not chemically defined	210.000	3.184.000	136.500	2.124.820
28492000	Carbides of silicon, whether or not chemically defined	40.150	40.561	72.200	75.593
28499000	Carbides other than calcium and silicon, whether or not chemically defined	-	2	-	385
28539010	Deminerallized waters	-	540	-	528
28539090	Phosphides, w.o.n chemically define,excl ferrophosphorus,oth inorganic compounds(incl distilled/conductivity water&water of similar purity),liquid air(w.o.n rare gases have been remove),compress air,amalgams,oth than amalgams of precious metals,oth than hs code 28529010-28529020	716	14.226	589	18.741
29011000	Acyclic hydrocarbons, saturated	-	16.890	-	22.717
29012100	Ethylene, unsaturated	2	2.900.254	4	3.558.304
29012300	Butene (butylene) and isomers thereof, unsaturated	8.421.539	68.054.391	7.062.395	63.778.731
29012400	Buta-1,3-diene and isoprene, unsaturated	-	14.500.585	-	17.060.999
29012910	Acetylene, unsaturated	377	1.313	642	1.472
29012990	Acyclic hydrocarbons, unsaturated, other than HS code 29012100 to 29012990	131	4.733	5.790	49.445
29021100	Cyclohexane	312	1.266	964	3.071
29021900	Cyclanes, cyclenes & cycloterpenes, other than cyclohexane	500.001	1.706.712	1.420.002	5.947.705
29022000	Benzene	17.429.904	108.549.361	16.748.149	115.178.032
29024300	P-Xylene	-	31.275.917	-	33.064.899
29024400	Mixed xylene isomers	-	1.805	-	8.332
29025000	Styrene	214.840	5.628.541	266.668	6.782.777
29029020	Alkylbenzenes other than Dodecylbenzene	-	51	-	448
29029090	Cyclic hydrocarbons, other than HS 29021100-29029020	21.600	468.331	85.338	1.667.525
29031110	Chloromethane (methyl chloride)	-	50	-	277
29031190	Chloroethane (ethyl chloride)	1	1	6	6
29031200	Dichloromethane (methylene chloride)	-	4.462	-	4.221
29031500	Ethylene dichloride (ISO) (1,2-dichloroethane)	40.670.460	253.842.300	10.989.412	142.849.532
29031990	Saturated chlorinated derivatives of acyclic hydrocarbons, other than HS 29031110-29031920	3	7	91	2.252
29032100	Vinyl chloride (chloroethylene)	6.105.907	78.918.610	4.099.747	86.026.214
29032200	Trichloroethylene	-	67.200	-	288.288
29034200	Difluoromethane (HFC-32)	-	1.064	-	38.625
29034500	1,1,1,2-Tetrafluoroethane (HFC-134a) and 1,1,2,2- tetrafluoroethane (HFC-134)	700	1.935	146.835	323.349
29034600	1,1,1,2,3,3,3-Heptafluoropropane (HFC-227ea), 1,1,1,2,2,3-hexafluoropropane (HFC-236cb), 1,1,1,2,3,3- hexafluoropropane (HFC-236ea) and 1,1,1,3,3,3- hexafluoropropane (HFC-236fa)	180	180	8.843	8.843
29034700	1,1,1,3,3-Pentafluoropropane (HFC-245fa) and 1,1,2,2,3-pentafluoropropane (HFC-245ca)	300	1.700	3.000	17.000
29037100	Chlorodifluoromethane (HCFC-22)	15.408	16.290	1.284	4.872
29037400	Chlorodifluoroethanes (HCFC-142, 142b)	-	50	-	13
29037900	Halogenated derivatives of acyclic hydrocarbons containing two or more different halogens, other than HS 29037100-29037800	-	175	-	455
29039900	Halogenated derivatives of aromatic hydrocarbons, other than HS 29039100-29039400	-	2	-	202
29041000	Derivatives containing only sulpho groups, their salts and ethyl esters	5.000	187.202	9.011	320.617
29051100	Methanol (methyl alcohol)	-	23.363.879	-	7.725.938

Tabel 3 : Ekspor Indonesia menurut Komoditi (Kode HS 8 digit)

September 2022

Kode H S	Uraian golongan barang	Berat bersih (Kg)		Nilai F.O.B. (U S \$)	
		Bulan ini	Kumulatif	Bulan ini	Kumulatif
(1)	(2)	(3)	(4)	(5)	(6)
29051200	Propan-1-ol (propyl alcohol) and propan-2-ol (isopropyl alcohol)	325	9.883	6.364	29.142
29051300	Butan-1-ol (n-butyl alcohol)	39.600	7.205.441	46.240	13.311.050
29051400	Other butanols	776.723	6.660.668	555.027	6.166.057
29051600	Octanol (octyl alcohol) and isomers thereof	7.968.742	61.223.070	10.296.424	107.724.832
29051700	Dodecan-1-ol (lauryl alcohol), hexadecan-1-ol (cetyl alcohol) and octadecan-1-ol (stearyl alcohol)	5.152.580	48.197.494	12.315.612	125.072.567
29051900	Saturated monohydric alcohols, other than HS 29051100-29051700	1.021.467	7.441.886	4.234.870	33.017.805
29052200	Acyclic terpene alcohols	-	18.177	-	129.458
29052900	Unsaturated monohydric alcohols other than acyclic terpene alcohols	94.357	305.066	270.989	1.218.338
29053100	Ethylene glycol (ethanediol)	54.002	1.592.277	55.293	1.432.161
29053200	Propylene glycol (propane1,2diol)	17	248.191	23	62.695
29053900	Diols other than ethylene glycol (ethanediol) & propylene glycol (propane 1, 2 diol)	60	21.286	2.970	75.482
29054100	2-Ethyl-2-(hydroxymethyl)propane-1,3-diol (trimethylolpropane)	5.280	5.280	4.157	4.157
29054200	Pentaerythritol	-	2.000	-	14.800
29054300	Mannitol	-	25	-	117
29054400	D-glucitol (sorbitol)	2.543.871	33.100.413	2.271.584	27.078.752
29054500	Glycerol	77.827.720	555.234.728	73.552.499	770.298.220
29054900	Polyhydric alcohols, other than HS 29054100-29054500	-	27.067	-	53.337
29055900	Halogenated, sulphonated, nitrated or nitrosated derivatives of acyclic alcohols, other than Ethchlorvynol	-	3.740	-	2.468
29061100	Menthol	-	13.190	-	246.172
29061900	Cyclanic, cyclenic or cycloterpenic, other than Menthol, Cyclohexanol, methylcyclohexanols and dimethylcyclohexanols, Sterols and inositols	-	2.123	-	232.304
29062100	Benzyl alcohol	-	6.920	-	18.375
29062900	Cyclic alcohol, aromatic, other than Benzyl alcohol	50	5.435	490	36.329
29071100	Phenol (hydroxybenzene) and its salts	14.705	194.125	228.112	2.246.879
29071300	Octylphenol, nonylphenol and their isomers, salts thereof	134.080	1.887.084	267.820	3.878.629
29071900	Monophenols, other than HS 29071100-29071500	2.100	5.702	14.742	49.338
29072200	Hydroquinone (quinol) and its salts	-	800	-	12.518
29072300	4,4'-Isopropylidenediphenol (bisphenol A, diphenylolpropane) and its salts	24.000	288.000	63.628	756.760
29072910	Phenol-alcohols	-	45	-	1.299
29072990	Polyphenols, other than HS 29072100-29072300	-	4.000	-	45.700
29089900	Halogenated, sulphonated, nitrated or nitrosated derivatives of phenols or phenol-alcohols, other than HS 29081100-29089200	800	385.801	2.846	758.371
29091900	Acyclic ethers and their halogenated, sulphonated, nitrated or nitrosated derivatives, other than Diethyl ether	-	21.930.930	-	21.774.940
29093000	Aromatic ethers and their halogenated, sulphonated, nitrated or nitrosated derivatives	67.245	335.078	876.368	6.489.244
29094100	2,2'-Oxydiethanol (diethylene glycol, digol)	20.000	385.574	18.905	397.483
29094300	Monobutyl ethers of ethylene glycol or of diethylene glycol	-	4	-	4
29094400	Monoalkylethers of ethylene glycol or of diethylene glycol other than monobutyl ethers	195	586	521	1.463
29094900	Ether-alcohols and their halogenated, sulphonated, nitrated or nitrosated derivatives, other than HS 29094100-29094400	125	68.648	1.021	380.940
29095000	Ether-phenols, ether-alcohol-phenols and their halogenated, sulphonated, nitrated or nitrosated derivatives	132.544	1.989.570	2.599.675	37.403.830
29096000	Alcohol peroxides, ether peroxides, acetal and hemiacetal peroxides, ketone peroxides and their halogenated, sulphonated, nitrated or nitrosated derivatives	169.280	1.967.279	547.425	6.414.547
29101000	Oxirane (ethylene oxide)	-	925	-	6.640

Tabel 3 : Ekspor Indonesia menurut Komoditi (Kode HS 8 digit)

September 2022

Kode H S	Uraian golongan barang	Berat bersih (Kg)		Nilai F.O.B. (U S \$)	
		Bulan ini	Kumulatif	Bulan ini	Kumulatif
(1)	(2)	(3)	(4)	(5)	(6)
29109000	Epoxides, epoxyalcohols, epoxyphenols and epoxyethers, with a three-membered ring, and their halogenated, sulphonated, nitrated or nitrosated derivatives, other than HS 29101000-29109000	1.718	1.744	8.934	21.369
29110000	Acetals and hemiacetals, whether or not with other oxygen function, and their halogenated, sulphonated, nitrated or nitrosated derivatives	363	387	10.265	11.240
29121100	Methanal (formaldehyde)	32.440	809.440	16.246	270.246
29121900	Acyclic aldehydes without other oxygen function, other than Methanal (formaldehyde) and Ethanal (acetaldehyde)	1.663	2.132.513	27.490	3.391.996
29122100	Benzaldehyde	2.005	2.005	145.116	145.116
29122900	Cyclic aldehydes without other oxygen function, other than Benzaldehyde	556	1.193	4.026	37.209
29124100	Vanillin (4-hydroxy-3-methoxybenzaldehyde)	151	294.233	5.750	14.257.138
29124200	Ethylvanillin (3-ethoxy-4-hydroxybenzaldehyde)	100	656	1.464	23.476
29124910	Aldehyde-alcohols	-	2.730	-	18.443
29124990	Aldehyde-alcohols, aldehyde-ethers, aldehyde-phenols and aldehydes with other oxygen function, other than HS 29124100-29124910	12.134	41.249	9.707	75.915
29126000	Paraformaldehyde	1.329.000	8.422.006	1.178.950	8.484.063
29141300	4-Methylpentan-2-one (methyl isobutyl ketone)	-	1.601	-	5.475
29141900	Acyclic ketones without other oxygen function, other than HS 29141100-29141300	-	1.253	-	84.473
29142200	Cyclohexanone and methylcyclohexanones	-	17	-	193
29142300	Ionones and methylionones	-	2.177	-	26.168
29142910	Camphor	394	32.089	6.308	243.734
29142990	Cyclanic, cyclenic or cycloterpenic ketones without other oxygen function, other than HS 29142200-29142910	360	6.095	119.272	301.336
29143900	Aromatic ketones without other oxygen function, other than phenylacetone (phenylpropan-2-one)	-	3	-	43
29144000	Ketone-alcohols and ketone-aldehydes	5	546	176	6.955
29145000	Ketone-phenols and ketones with other oxygen function	-	406	-	42.732
29146100	Anthraquinone	-	1	-	3
29146200	Coenzyme Q10 (ubidecarenone)	-	60	-	48.960
29146900	Quinones other than Anthraquinone and Coenzyme Q10 (ubidecarenone)	-	120	-	97.920
29147900	Halogenated, sulphonated, nitrated or nitrosated derivatives, other than chlordecone (ISO)	-	1	-	0
29151200	Salts of formic acid	-	10.000	-	12.000
29151300	Esters of formic acid	1.788	1.805	5.812	6.743
29152100	Acetic acid	7	1.547	1.002	7.967
29152910	Sodium acetate, cobalt acetates	-	72.625	-	96.035
29153100	Ethyl acetate	81	446	294	1.830
29153200	Vinyl acetate	-	15.000	-	25.125
29153300	n-Butyl acetate	28.800	29.148	30.197	32.129
29153910	Isobutyl acetate	-	230	-	75
29153990	Esters of acetic acid, other than HS 29153100-29153920	11.816	162.990	81.781	1.953.442
29155000	Propionic acid, its salts and esters	51	538	350	86.790
29156000	Butanoic acids, pentanoic acids, their salts and esters	574	4.068	7.245	63.157
29157010	Palmitic acid, its salts & esters	17.442.870	149.198.919	20.867.989	200.878.260
29157020	Stearic acid	1.355.090	12.841.736	1.831.653	18.560.793
29157030	Salts & esters of stearic acid	404.623	4.092.887	705.852	6.572.619
29159020	Lauric acid, myristic acid, their salts & esters	30.752.852	238.061.300	28.279.284	379.846.215
29159030	Caprylic acid, its salts & esters	395.190	3.133.033	2.346.868	13.684.149
29159040	Capric acid, its salts & esters	340.850	3.517.161	2.734.775	23.847.823
29159090	Saturated acyclic monocarboxylic acids and their anhydrides, halides, peroxides and peroxyacids, their halogenated, sulphonated, nitrated or nitrosated derivatives, other than HS 29151100-29159040	1.632.374	35.882.388	6.529.607	97.896.392
29161100	Acrylic acid and its salts, unsaturated	747.710	17.907.233	1.062.949	26.088.273
29161200	Esters of acrylic acid, unsaturated	2.001.730	22.799.548	3.280.428	50.975.638
29161410	Methyl methacrylate, unsaturated	751.150	5.490.515	593.651	4.924.370

Tabel 3 : Ekspor Indonesia menurut Komoditi (Kode HS 8 digit)

September 2022

Kode H S	Uraian golongan barang	Berat bersih (Kg)		Nilai F.O.B. (U S \$)	
		Bulan ini	Kumulatif	Bulan ini	Kumulatif
(1)	(2)	(3)	(4)	(5)	(6)
29161490	Esters of methacrylic acid, other than methyl methacrylate, unsaturated	1.600	11.500	9.636	68.960
29161500	Oleic, linoleic or linolenic acids, their salts and esters, unsaturated	-	2.159.999	-	4.060.625
29161900	Unsaturated acyclic monocarboxylic acid,their anhydride,halide,peroxide/xyacid&their derivativ,oth 2916.11.00-2916.16.00	10	785.009	970	2.768.996
29162000	Cyclanic, cyclenic or cycloaterpenic monocarboxylic acids, their anhydrides, halides, peroxides, peroxyacids and their derivatives	16.000	16.280	111.840	229.520
29163100	Benzoic acid, its salts and esters	1.804	3.085	7.904	15.345
29163210	Benzoyl peroxide	112.460	957.100	421.393	3.326.607
29163910	2,4-Dichlorophenyl acetic acid and its salts and esters	-	125	-	2.630
29163920	Esters of phenylacetic acid	4	15	246	748
29163990	Aromatic monocarboxylic acids, their anhydrides, halides, peroxides, peroxyacids and their derivatives, other than HS 29163100-29163920	-	13.929	-	386.451
29171290	Adipic acid, its salts and esters, other than Dioctyl adipate	-	2.241	-	9.396
29171400	Maleic anhydride	272.610	3.243.585	291.521	6.460.747
29171900	Acyclic polycarboxylic acids, their anhydrides, halides, peroxides, peroxyacids and their derivatives, other than HS 29171100-29171400	517	180.890	1.975	400.859
29172000	Cyclanic, cyclenic or cycloaterpenic polycarboxylic acids, their anhydrides, halides, peroxides, peroxyacids and their derivatives	-	1.615	-	9.869
29173200	Dioctyl orthophthalates	-	16.000	-	25.600
29173300	Dinonyl or didecyl orthophthalates	-	20.000	-	42.800
29173490	Esters of orthophthalic acid, other than Dioctyl orthophthalates, Dinonyl or didecyl orthophthalates, Dibutyl orthophthalates	-	200	-	682
29173500	Phthalic anhydride	-	823.000	-	1.157.849
29173600	Terephthalic acid and its salts	8.075.503	51.061.114	6.788.539	43.651.978
29173920	Phthalic compounds of a kind used as plasticisers and esters of phthalic anhydride other than trioctyltrimellitate	77	36.537	384	75.876
29173990	Aromatic polycarboxylic acids, their anhydrides, halides, peroxides, peroxyacids and their derivatives, other than HS 29173200-29173920	-	18	-	23
29181100	Lactic acid, its salts and esters	17.271	73.086	48.098	195.089
29181200	Tartaric acid	-	1	-	13
29181300	Salts and esters of tartaric acid	3.000	9.325	2.700	28.589
29181400	Citric acid	2.477	4.330	10.847	15.304
29181510	Calcium citrate	-	7	-	179
29181590	Salts and esters of citric acid, other than calcium citrate	5.789	20.600	19.947	78.738
29181600	Gluconic acid, its salts and esters	-	401	-	8.723
29181900	Carboxylic acids with alcohol function but without other oxygen function, their anhydrides, halides, peroxides, peroxyacids and their derivatives, other than HS 29181100-29181800	3.006	6.375	20.284	39.309
29182300	Esters of salicylic acid and their salts, other than o-Acetylsalicylic acid, its salts and esters	-	205	-	6.132
29182910	Alkyl sulphonic ester of phenol	-	55	-	1.910
29182990	Carboxylic acids with phenol function but without other oxygen function, their anhydrides, halides, peroxides, peroxyacids and their derivatives, other than HS 29182100-29182910	-	977	-	12.940
29183000	Carboxylic acids with aldehyde or ketone function but without other oxygen function, their anhydrides, halides, peroxides, peroxyacids and their derivatives	560	1.746	62.981	84.438
29189900	Carboxylic acids with additional oxygen function & their anhydrides, halides, peroxides & peroxyacids, their halogenated, sulphonated, nitrated/nitrosated derivatives,oth than HS 29181100-29189100	-	2.985	-	28.831

Tabel 3 : Ekspor Indonesia menurut Komoditi (Kode HS 8 digit)

September 2022

Kode H S	Uraian golongan barang	Berat bersih (Kg)		Nilai F.O.B. (U S \$)	
		Bulan ini	Kumulatif	Bulan ini	Kumulatif
(1)	(2)	(3)	(4)	(5)	(6)
29199000	Phosphoric esters and their salts, including lactophosphates, their halogenated, sulphonated, nitrated or nitrosated derivatives other than Tris(2,3-dibromopropyl) phosphate	-	3	-	3
29209000	Esters of other inorganic acids of non-metals (excluding esters of hydrogen halides) & their salts, their halogenated, sulphonated, nitrated/nitrosated derivatives, other than HS 29201100-29203000	68.265	499.798	564.518	4.349.356
29211100	Methylamine, di- or trimethylamine and their salts	3.506	35.007	28.819	198.295
29211900	Acyclic monoamines and their derivatives, salts thereof, other than HS 29211100-29211400	86	38.086	13.134	157.534
29212200	Hexamethylenediamine and its salts	3.300	3.300	68.796	68.796
29212900	Acyclic polyamines and their derivatives, salts thereof, other than Ethylenediamine and its salts and Hexamethylenediamine and its salts	14.441	76.593	57.985	358.733
29213000	Cyclanic, cyclenic or cycloterpenic mono- or polyamines, and their derivatives, salts thereof	3.600	3.600	29.063	29.063
29214100	Aniline and its salts	-	724	-	3.633
29214200	Aniline derivatives and their salts	16	281	40	541
29214400	Diphenylamine and its derivatives, salts thereof	-	1.500	-	16.125
29214500	1-Naphthylamine (alpha-naphthylamine), 2-naphthylamine (beta-naphthylamine) and their derivatives, salts thereof	-	13	-	24
29215100	o-, m-, p-Phenylenediamine, diaminotoluenes and their derivatives, salts thereof	-	3.000	-	18.660
29215900	Aromatic polyamines and their derivatives, salts thereof, other than o-, m-, p-Phenylenediamine, diaminotoluenes and their derivatives, salts thereof	2	48	13	1.189
29221100	Monoethanolamine and its salts	4.602	57.622	9.311	97.991
29221500	Triethanolamine	-	1	-	1
29221800	2-(N,N-Diisopropylamino)ethanol	-	0	-	0
29221920	D-2-Amino-n-butyl-alcohol	-	7.950	-	18.861
29222100	Aminohydroxynaphthalenesulphonic acids and their salts	-	1.000	-	1.359
29222900	Amino-naphthols & oth amino-phenols, oth than those containing more than one kind of oxygen function, their ethers & esters, salts thereof, oth than Aminohydroxynaphthalenesulphonic acids & their salts	-	1.649	-	5.142
29224100	Lysine and its esters, salts thereof	11.926.703	88.136.097	12.583.449	111.558.591
29224210	Glutamic acid	-	162.000	-	310.068
29224220	Monosodium glutamate (MSG)	9.492.895	89.749.576	18.327.527	161.174.418
29224290	Salts, other than Glutamic acid & Monosodium glutamate (MSG)	-	230	-	521
29224900	Amino-acids, other than those containing more than one kind of oxygen function, and their esters, salts thereof, other than HS 29224100-29224400	305	1.028.438	1.390	7.581.993
29225010	p-Aminosalicylic acid and its salts, esters and other derivatives	-	5.040	-	31.147
29225090	Amino-alcohol-phenols, amino-acid-phenols and other amino-compounds with oxygen function, other than p-Aminosalicylic acid and its salts, esters and other derivatives	8.770	55.220	38.838	113.802
29231000	Choline and its salts	-	1.277	-	2.826
29232011	Lecithins of vegetables	881	25.259	5.659	58.672
29232019	Lecithins of non vegetables	-	10.052	-	48.051
29232090	Phosphoaminolipids	-	140.162	-	276.215
29239000	Quaternary ammonium salts and hydroxides, lecithins and other phosphoaminolipids, whether or not chemically defined, other than HS 29231000-29234000	34.050	602.361	51.307	944.980
29241990	Acyclic amides (including acyclic carbamates) and their derivatives, salts thereof, other than HS 29241100-29241910	423.750	4.731.641	2.197.971	17.130.305
29242190	Ureines and their derivatives, salts thereof, other than 4-Ethoxyphenylurea (dulcin) and Diuron and monuron	4.000	7.725	41.600	80.340

Tabel 3 : Ekspor Indonesia menurut Komoditi (Kode HS 8 digit)

September 2022

Kode H S	Uraian golongan barang	Berat bersih (Kg)		Nilai F.O.B. (U S \$)	
		Bulan ini	Kumulatif	Bulan ini	Kumulatif
(1)	(2)	(3)	(4)	(5)	(6)
29242910	Aspartame	-	1	-	1
29242930	Acetaminophen (paracetamol), salicylamide, ethoxybenzamide	-	57.539	-	424.159
29242990	Cyclic amides (including cyclic carbamates) and their derivatives, salts thereof, other than HS 29242110 - 29242930	-	9.520	-	377.319
29251100	Saccharin and its salts	-	19.171	-	161.359
29252900	Imines and their derivatives, salts thereof, other than Chlordimeform (ISO)	755.293	3.665.343	2.205.902	17.622.834
29270010	Azodicarbonamide	1.524.654	16.241.142	5.855.211	59.618.732
29270090	Diazo-, azo- or azoxy-compounds other than Azodicarbonamide	-	46.000	-	171.695
29280090	Organic derivatives of hydrazine or of hydroxylamine other than Linuron	40.612	163.607	66.312	285.126
29291010	Diphenylmethane diisocyanate (MDI)	367	2.111	7.020	13.209
29291020	Toluene diisocyanate	-	7.735	-	9.581
29291090	Isocyanates other than Diphenylmethane diisocyanate (MDI) and Toluene diisocyanate	49.489	410.009	358.226	2.742.589
29299010	Sodium cyclamate	-	98.405	-	283.529
29299090	Compounds with other nitrogen function other than Isocyanates and Cyclamates	54.000	410.600	145.425	1.096.072
29301000	2-(N,N-Dimethylamino)ethanethiol	-	1	-	2.844
29302000	Thiocarbamates and dithiocarbamates	-	451.750	-	2.237.194
29309010	Dithiocarbonates	-	14	-	2.871
29309090	Organo-sulphur compounds, other than HS 29301000-29309010	195.316	2.246.402	3.969.038	17.847.537
29314990	Non-halogenated organo-phosphorous derivatives, other than HS 29314100-29314920	1.250	2.850	3.215	8.287
29319041	Organoarsenic compounds, in liquid form	-	80	-	209
29319049	Organoarsenic compounds, other than in liquid form	-	12.893	-	48.451
29319090	Organo-inorganic compounds other than HS 29311010-29319050	166.592	1.311.819	1.157.979	11.912.470
29321100	Tetrahydrofuran	-	27	-	2.921
29321300	Furfuryl alcohol and tetrahydrofurfuryl alcohol	-	29	-	496
29321400	Sucralose	-	7.514	-	195.082
29321900	Compounds containing an unfused furan ring (whether or not hydrogenated) in the structure, other than HS 29321100-29321400	10	1.574	5.710	203.619
29322010	Coumarin (1,2-Benzopyrone), methylcoumarins and ethylcoumarins	-	1	-	338
29322090	Lactones, other than coumarin (1,2-Benzopyrone), methylcoumarins and ethylcoumarins	441	6.706	14.332	82.283
29329400	Safrole	-	70.090	-	584.410
29329600	Carbofuran (ISO)	-	7.627	-	163.102
29329900	Heterocyclic compounds with oxygen hetero-atom(s) only, other than HS 29321100-29329600	-	2.000	-	26.904
29331900	Compounds containing an unfused pyrazole ring (whether or not hydrogenated) in the structure, other than Phenazone (antipyrin) and its derivatives	30	32	20	60
29332100	Hydantoin and its derivatives	55.530	722.830	182.045	1.836.745
29332900	Compounds containing an unfused imidazole ring (whether or not hydrogenated) in the structure, other than Hydantoin and its derivatives	80.650	1.622.734	424.450	10.176.887
29333100	Pyridine and its salts	-	8	-	669
29333910	Chlorpheniramine and isoniazid	-	41	-	1.270
29333990	Compounds containing an unfused pyridine ring (whether or not hydrogenated) in the structure, other than HS29333100-29333930	-	1	-	3.000
29334910	Dextromethorphan	-	1	-	1.124
29335200	Malonylurea (barbituric acid) and its salts	-	0	-	196

Tabel 3 : Ekspor Indonesia menurut Komoditi (Kode HS 8 digit)

September 2022

Kode H S	Uraian golongan barang	Berat bersih (Kg)		Nilai F.O.B. (U S \$)	
		Bulan ini	Kumulatif	Bulan ini	Kumulatif
(1)	(2)	(3)	(4)	(5)	(6)
29335990	Compounds containing a pyrimidine ring (whether or not hydrogenated) or piperazine ring in the structure, other than HS 29335200-29335910	12.824	148.409	25.168	273.995
29336100	Melamine	-	4.502	-	11.674
29336900	Compounds containing an unfused triazine ring (whether or not hydrogenated) in the structure, other than melamine	2.965	99.255	11.454	357.474
29337900	Lactams, other than 6-Hexanelactam (epsilon-caprolactam) and Clobazam and methyprylon	-	4.800	-	25.437
29339910	Mebendazole and parbendazole	-	0	-	555
29339990	Heterocyclic compounds with nitrogen hetero-atom(s) only, other than HS 29331100-29339910	4.597.000	28.828.684	27.051.474	171.285.076
29341000	Compounds containing an unfused thiazole ring (whether or not hydrogenated) in the structure	10	715	548	16.909
29342000	Compounds containing in the structure a benzothiazole ring- system (whether or not hydrogenated), not further fused	-	37.764	-	103.237
29349910	Nucleic acids and their salts	755.365	7.679.823	5.066.829	49.939.759
29349920	Sultones, sultams, diltiazem	571	1.837	214.163	636.493
29349930	6-Aminopenicillanic acid	14.681	53.101	23.990	93.153
29349940	3-Azido-3-deoxythymidine	-	3.105	-	12.330
29349950	Oxadiazon, with a purity of 94 % or more	-	1	-	914
29349990	Nucleic acids and their salts, whether or not chemically defined, other heterocyclic compounds, other than HS 29341000-29349950	189.000	1.253.596	3.607.377	24.949.719
29359000	Sulphonamides other than HS 29351000-29355000	81.490	587.353	1.304.340	9.151.336
29362100	Vitamin A and their derivatives	-	849	-	38.418
29362200	Vitamin B1 and its derivatives	-	80	-	3.282
29362300	Vitamin B2 and its derivatives	-	2	-	11
29362400	D- or DL-Pantothenic acid (Vitamin B5) and its derivatives	2	24.123	414	182.467
29362500	Vitamin B6 and its derivatives	25	176	800	3.522
29362600	Vitamin B12 and its derivatives	-	1.057	-	98.864
29362700	Vitamin C and its derivatives	234	36.349	2.942	203.899
29362800	Vitamin E and its derivatives	2.777	18.681	430.146	2.054.971
29362900	Vitamins and their derivatives, unmixed, other than HS 29362100-29362800	1.598	5.029	140.805	306.902
29369000	Provitamins and vitamins, natural or reproduced by synthesis (including natural concentrates), other than HS 29362100-29362900	17.455	172.410	62.811	924.010
29371900	Polypeptide hormones, protein hormones and glycoprotein hormones, their derivatives and structural analogues, other than Somatotropin, its derivatives and structural analogues and Insulin & its salts	3	193	60	2.669.344
29372900	Steroidal hormones, their derivatives and structural analogues, other than HS 29372100-29372300	-	11	-	14.005
29379090	Hormones, natural or reproduced by synthesis, derivatives and structural analogues thereof, including chain modified polypeptides, used primarily as hormones, other than HS 29371100-29379020	-	1	-	16
29389000	Glycosides, natural or reproduced by synthesis, and their salts, ethers, esters and other derivatives, other than Rutoside (rutin) and its derivatives	300	112.898	22.971	743.975
29392010	Quinine and its salts	4.963	47.450	548.992	5.111.887
29392090	Alkaloids of cinchona and their derivatives, salts thereof, other than Quinine and its salts	-	2	-	15
29393000	Caffeine and its salts	40	501	1.529	18.273
29394200	Pseudoephedrine and its salts	-	1.000	-	57.241
29400000	Sugars, chemically pure other than sucrose, lactose, maltose, glucose, & fructose	460.360	11.134.328	1.598.519	12.538.268
29411011	Amoxicillin & its salts, Non-sterile	-	0	-	12
29411020	Ampicillin and its salts	0	0	17	17
29411090	Penicillins and their derivatives with a penicillanic acid structure, salts thereof, other than Amoxicillin and Ampicillin	-	32.905	-	12.230

Tabel 3 : Ekspor Indonesia menurut Komoditi (Kode HS 8 digit)

September 2022

Kode H S	Uraian golongan barang	Berat bersih (Kg)		Nilai F.O.B. (U S \$)	
		Bulan ini	Kumulatif	Bulan ini	Kumulatif
(1)	(2)	(3)	(4)	(5)	(6)
29419000	Antibiotics, n.e.c. in heading 2941	99	16.790	24.938	106.356
29420000	Organic compounds, n.e.c. in chapter 29	43.231	205.497	225.173	1.009.110
30012000	Extracts of glands or other organs or of their secretions	1	4	5	125
30019000	Heparin and its salts,other human/animal substance prepared for therapeutic/prophylactic uses, not elsewhere specified/included	-	26	-	174
30021210	Antisera, plasma protein solutions, haemoglobin powder	1	48	1	15.951
30021290	Antisera and other blood fractions, other than antisera, plasma protein solutions, haemoglobin powder	495	5.117	670.118	2.963.224
30021500	Immunological products, put up in measured doses or in forms or packings for retail sale	-	202	-	384.419
30024110	Tetanus toxoid	-	11.929	-	5.719.236
30024120	Pertussis, measles, meningitis or polio vaccines	27.666	188.705	3.811.046	35.104.720
30024190	Vaccines for human medicine other than tetanus toxoid, pertussis, measles, meningitis or polio vaccines	6.943	38.564	6.925.439	28.327.679
30024200	Vaccines for veterinary medicine	47.347	458.350	1.122.073	11.071.343
30024900	Vaccines oth than for human medicine and veterinary medicine	700	700	710	710
30025100	Cell cultures, whether or not modified, cell therapy products	-	6	-	136
30025900	Cell cultures, whether or not modified, other than cell therapy products	-	10	-	3.048
30029000	Human blood, animal blood prepared for therapeutic, prophylactic or diagnostic uses for oth than sub heading 300212-300259	13.574	105.807	66.263	415.379
30031010	Medicaments containing amoxicillin or its salts, not put up in measured doses or in forms/packings for retail sale	-	7.527	-	163.524
30031090	Medicaments cont. penicillins/deriv, with penicillanic acid structure/streptomycins, other than cont. amoxicillin&icillin	1.094	13.433	1.709	143.220
30032000	Medicaments cont.antibiotic, consist of 2constituent mix for therapeutic/prophylactic,not in measured dose/pack for retail	-	428	-	272.527
30033100	Medicaments containing insulin, for therapeutic or prophylactic uses, not packaged for retail sale	-	0	-	5
30033900	Medicaments containing hormones (excl. insulin),for therapeutic/prophylactic uses,not packaged for retail sale	135.266	907.715	1.524.033	10.935.454
30039000	Medicaments, for therapeutic or prophylactic uses, not packed for retail sale, other than HS 30031010-30036000	768	4.246	60.757	2.228.825
30041015	Medicament,containing penicillin G (excl penicillin G benzathine),phenoxymethyl penicillin/salts thereof,for retail sale	1.336	13.134	87.533	935.099
30041016	Medicaments containing ampicillin,amoxycillin or salts thereof,of a kind taken orally,packing for retail sale	3.648	98.118	119.130	2.365.232
30041019	Medicaments containing penicillins/derivates thereof,packing for retail sale,other than HS 30041015-30041016	36.625	614.040	2.812.803	37.350.936
30041020	Medicament,containing streptomycins or derivates thereof,for retail sale	-	375	-	43.066
30042010	Antibiotics containing gentamycin,lincomycin,sulfamethoxazole/its derivatives,of a kind taken orally/in ointment form	-	2.997	-	234.645
30042031	Antibiotics containing erythromycin or derivatives thereof, of a kind taken orally	23.429	154.523	298.183	1.989.783
30042032	Antibiotics containing erythromycin or derivatives thereof, in ointment form	1.153	1.899	32.005	54.585
30042039	Antibiotics containing erythromycin or derivatives thereof, other than of a kind taken orally or in ointment form	1.110	5.328	202.744	1.192.290
30042071	Antibiotics containing tetracyclines or chloramphenicols or derivatives,of a kind taken orally or in ointment form	2.541	18.769	68.414	503.424
30042079	Antibiotics containing tetracyclines or chloramphenicols or derivatives,oth of a kind taken orally or in ointment form	-	179	-	267

Tabel 3 : Ekspor Indonesia menurut Komoditi (Kode HS 8 digit)

September 2022

Kode H S	Uraian golongan barang	Berat bersih (Kg)		Nilai F.O.B. (U S \$)	
		Bulan ini	Kumulatif	Bulan ini	Kumulatif
(1)	(2)	(3)	(4)	(5)	(6)
30042091	Antibiotic, of a kind taken orally or ointment form, other than HS 30042010-30042079	1.841	12.011	63.312	1.155.092
30042099	Antibiotic, other than of a kind taken orally or ointment form, other than HS 30042010-30042079	24.770	148.810	735.246	5.594.754
30043100	Medicaments containing hormones or other products of heading 2937, containing insulin	4.591	11.006	118.860	255.742
30043210	Medicaments contain corticosteroid hormones,its derivatives/structural analogues,contain dexamethasone/their derivatives	1.371	13.989	22.020	164.618
30043290	Medicaments containing corticosteroid hormones, their derivatives or structural analogues, oth HS 30043210-30043240	2.692	18.729	357.502	2.446.022
30043900	Medicaments containing hormones/other products of heading 2937, other than HS 30043100-30043290	112.117	837.063	1.250.443	13.267.784
30044100	Medicaments containing alkaloids or derivatives thereof,containing ephedrine or its salts,packing for retail sale	292	24.419	4.172	227.652
30044200	Medicaments containing alkaloids/derivatives thereof,containing pseudoephedrine/its salts,packing for retail sale	112.081	173.858	363.133	1.329.989
30044300	Medicaments containing alkaloids/derivatives thereof,containing norephedrine or its salts,packing for retail sale	24.171	265.286	302.702	4.080.827
30044951	Medicaments containing papaverine or berberine of a kind taken orally or for injection,packing for retail sale	-	60	-	57
30044980	Medicaments containing quinine hydrochloride/dihydroquinine chlor,for injec;contain quinine sulphate/bisulphate,taken orally	1	1	1	1
30045010	Medicaments containing vitamins or other products of heading 2936, of a kind suitable for children, in syrup form	-	53.531	-	230.454
30045021	Medicaments containing more than one vitamin, of a kind taken orally	1.463	30.655	67.181	758.194
30045029	Medicaments containing more than one vitamin, other than of a kind taken orally	31.554	442.594	1.620.335	13.203.673
30045091	Medicaments containing vitamin A, B or C	1.571	40.704	59.948	1.295.761
30045099	Medicaments containing vitamins or other products of heading 2936, other than HS 30045010-30045091	27.592	172.798	1.729.165	14.675.639
30046090	Medicaments containing antimalarial active principles described in Subheading Note 2, other than HS 30046010-30046020	-	19	-	3
30049010	Transdermal therapeutic system patches for the treatment of cancer or heart diseases	-	45	-	10.539
30049020	Closed sterile water for inhalation, pharmaceutical grade	3.442	32.337	19.876	148.747
30049030	Antiseptics	52.429	2.910.162	151.216	9.702.608
30049041	Anaesthetics, containing procaine hydrochloride	-	1	-	49
30049049	Anaesthetics, other than containing procaine hydrochloride	126.039	1.630.606	2.671.642	25.222.512
30049051	Analgesics, antipyretics&oth medicaments for coughs/colds,contain acetylsalicylic acid,paracetamol/dipyrone,taken orally	269.199	1.861.601	3.987.691	27.933.634
30049053	Analgesics, antipyretics&other medicaments for the treatment of coughs/colds,containing diclofenac,of a kind taken orally	379	2.875	16.080	123.902
30049054	Analgesics, antipyretics&other medicaments for the treatment of coughs/colds,containing piroxicam or ibuprofen	5.141	34.918	158.142	918.265
30049055	Analgesics, antipyretics&other medicaments for the treatment of coughs/colds, in liniment form	329.510	1.952.460	2.195.234	13.288.560
30049059	Analgesics, antipyretics & other medicaments for the treatment of coughs or colds, other than HS 30049051-30049055	464.943	4.173.600	5.170.249	60.629.670
30049065	Antimalarials, herbal medicaments	15.283	121.980	219.776	2.115.927

Tabel 3 : Ekspor Indonesia menurut Komoditi (Kode HS 8 digit)

September 2022

Kode H S	Uraian golongan barang	Berat bersih (Kg)		Nilai F.O.B. (U S \$)	
		Bulan ini	Kumulatif	Bulan ini	Kumulatif
(1)	(2)	(3)	(4)	(5)	(6)
30049069	Antimalarials, other than containing primaquine/artemisinin other than of subheading 30046010 / herbal medicaments	6.454	120.319	45.750	764.220
30049072	Anthelmintic, herbal medicaments	7.245	30.392	65.875	276.679
30049079	Anthelmintic, other than containing piperazine or mebendazole or herbal medicaments	30.461	130.954	532.719	2.590.486
30049082	Anti HIV/AIDS medicaments	462	4.753	597.690	10.766.423
30049089	Medicaments for the treatment of cancer or other intractable diseases, other than containing deferoxamine, for injection	3.792	36.892	1.658.351	8.306.993
30049091	Medicaments containing sodium chloride or glucose, for infusion, packaged for retail sale	16.852	440.719	149.837	2.016.627
30049092	Medicaments containing sorbitol or salbutamol, for infusion, packaged for retail sale	-	79.278	-	404.973
30049093	Medicaments containing sorbitol or salbutamol, in other forms, packaged for retail sale	-	104.958	-	896.964
30049094	Medicaments containing cimetidine or ranitidine other than for injection, packaged for retail sale	294	7.361	31.201	242.954
30049095	Medicaments containing phenobarbital, diazepam/chlorpromazine, other than for injection/infusion, packaged for retail sale	-	1	-	25
30049096	Nasal-drop medicaments containing naphazoline, xylometazoline or oxymetazoline	34	281	345	4.150
30049098	Herbal medicaments, other than for anthelmintic or antimalarials	235.038	1.966.473	347.261	3.020.325
30049099	Medicament consisting of mix/unmix product for therapeutic/prophylactic uses,for retail sale,oth HS 30041015-30049098	46.123	339.841	7.826.071	72.609.995
30051010	Adhesive dressings and other articles having an adhesive layer, impregnated or coated with pharmaceutical substances	4.608	40.008	32.460	370.612
30051090	Adhesive dressings & other articles having an adhesive layer, other than impregnated/coated with pharmaceutical substances	30.866	265.505	243.479	2.296.173
30059010	Bandages, put up in forms or packings for retail sale for medical, surgical, dental or veterinary purposes	11.562	61.983	54.080	306.950
30059020	Gauze, put up in forms or packings for retail sale for medical, surgical, dental or veterinary purposes	-	563	-	2.789
30059090	Wadding,packings for retail sale for medical,surgical,dental/veterinary purposes,other than HS 30051010-30059020	3.593	42.009	78.667	737.096
30061010	Sterile absorbable surgical or dental yarn, sterile surgical or dental adhesion barriers, whether or not absorbable	-	1.182	-	586.324
30061090	Sterile surgical catgut,sterile tissue adhesives for surgical wound closure, sterile laminaria & sterile laminaria tents	24	1.120	1.795	31.964
30063030	Opacifying preparation for Xray examinations, other microbial diagnostic reagents	300	596	1.530	2.666
30063090	Opacifying preparations for Xray examinations, other than HS 30063010-30063030	6	4.532	49	163.142
30064010	Dental cements and other dental fillings	1	136	354	62.136
30065000	First-aid boxes and kits	1.023	1.763	3.028	15.140
30066000	Chemical contraceptive preparations based on hormones, on other products of heading 2937 or on spermicides	38.989	231.765	2.394.399	14.563.490
30067000	Gel prep designed to be used in hum or vet med as a lubricant for parts of the body for surg operations or physical exam	4	24.458	541	186.885
30069210	Waste pharmaceuticals of medicaments for the treatment of cancer, HIV/AIDS or other intractable diseases	-	1	-	8
30069290	Waste pharmaceuticals other than medicaments for the treatment of cancer, HIV/AIDS or other intractable diseases	-	77	-	4.854
30069300	Placebos and blinded (or double-blinded) clinical trial kits for a recognised clinical trial put up in measured doses	-	370	-	115

Tabel 3 : Ekspor Indonesia menurut Komoditi (Kode HS 8 digit)

September 2022

Kode H S	Uraian golongan barang	Berat bersih (Kg)		Nilai F.O.B. (U S \$)	
		Bulan ini	Kumulatif	Bulan ini	Kumulatif
		(1)	(2)	(3)	(4)
31010010	Fertilisers produced by of solely vegetable origin	1.136.195	9.678.925	310.323	2.715.144
31010092	Fertilisers produced of animal origin (other than guano), chemically treated	20.001	98.264	4.203	269.188
31010099	Animal fertilisers,not chemically treated	1.062.008	15.223.461	285.905	4.310.757
31021000	Urea, whether or not in aqueous solution	195.907.338	1.460.938.994	103.752.712	910.343.595
31022100	Ammonium sulphate	7.000	488.813	3.518	171.439
31022900	Double salts and mixtures of ammonium sulphate and ammonium nitrate	32	67.078	111	25.415
31023000	Ammonium nitrate, whether or not in aqueous solution	2.200.000	18.773.000	1.914.708	14.805.039
31024000	Mixtures of ammonium nitrate with calcium carbonate or other inorganic non-fertilising substances	-	20	-	20
31025000	Sodium nitrate	-	95.000	-	83.125
31028000	Mixtures of urea and ammonium nitrate in aqueous or ammoniacal solution	16	107.317	673	15.047
31029000	Mineral or chemical fertilisers, nitrogenous, other than HS 31021000-31028000	14.112	14.967	51.840	64.951
31031190	Superphosphates containing by weight 35 % or more of diphosphorus pentaoxide (P2O5), other than feed grade	1.124.750	10.271.465	226.017	2.415.635
31031990	Superphosphates containing by weight less than 35 % of diphosphorus pentaoxide (P2O5), other than feed grade	541.000	4.207.300	112.905	901.975
31039010	Calcined phosphatic fertilisers	-	643.200	-	155.246
31039090	Mineral or chemical fertilisers, phosphatic, other than superphosphate & calcined phosphatic fertilisers	3.046.881	12.142.226	925.927	3.326.854
31042000	Potassium chloride	4.320.501	4.677.507	4.627.079	4.919.117
31043000	Potassium sulphate	1.018.000	11.767.002	822.876	9.046.266
31051020	Mineral/chemical fertilisers contain 2 or 3 of fertilising elements in tablets/similar forms of a gross weight ≤10 kg	-	70.000	-	52.459
31052000	Mineral or chemical fertilisers containing the three fertilising elements nitrogen, phosphorus and potassium	529.002	4.104.594	705.066	2.947.029
31053000	Diammonium hydrogenorthophosphate (diammonium phosphate)	63.000	103.023	40.803	69.102
31054000	Ammonium dihydrogenorthophosphate and mixtures thereof with diammonium hydrogenorthophosphate	-	2.635	-	6.365
31055100	Mineral or chemical fertilisers containing nitrates and phosphates	164.820	627.240	46.945	164.079
31055900	Mineral/chemical fertilisers,contain the two fertilising elements nitrogen and phosphorus,oth contain nitrates and phosphates	24.028	394.149	4.232	70.261
31056000	Mineral or chemical fertilisers containing the two fertilising elements phosphorus and potassium	12	8.079	34	2.820
31059000	Mineral/chemical fertilisers contain two/three of fertilising elements nitrogen,phosphorus&potassium, oth HS 31052000-31056000	703.011	8.899.180	159.791	2.379.230
32012000	Wattle extract	-	0	-	18
32019000	Tanning extracts of vegetable origin,tanning and their salts, ethers, ester and other derivatives, other than quebracho and wattle extract	2.141.746	14.596.973	6.767.079	41.634.936
32021000	Synthetic organic tanning substances	282.775	2.725.170	510.912	4.216.459
32029000	Inorganic tanning substances, tanning prep, whether or not containing natural tanning substances, enzymatic prep for pre-tanning	14.000	49.002	13.448	70.371
32030010	Colouring matter of vegetable/animal origin incl dyeing extracts excluding animal black, of a kind used in the food/drink industries	1.225	12.829	9.110	208.067
32030090	Colouring matter of vegetable/animal origin incl dyeing extract excluding animal black other than used in the food or drink industries	1.050	12.656	10.407	90.025
32041110	Disperse dyes and preparations based thereon, crude	150	29.571	490	446.193
32041190	Disperse dyes and preparations based thereon, other than crude	448.081	5.138.049	5.574.488	55.493.697
32041210	Acid dyes, whether or not premetallised, and preparations based thereon	9.377	476.900	158.540	6.741.946

Tabel 3 : Ekspor Indonesia menurut Komoditi (Kode HS 8 digit)

September 2022

Kode H S	Uraian golongan barang	Berat bersih (Kg)		Nilai F.O.B. (U S \$)	
		Bulan ini	Kumulatif	Bulan ini	Kumulatif
(1)	(2)	(3)	(4)	(5)	(6)
32041290	Mordant dyes and preparations based thereon	80	5.677	3.542	68.436
32041300	Basic dyes and preparations based thereon	3.950	19.516	52.906	214.984
32041400	Direct dyes and preparations based thereon	190.440	1.739.338	506.482	4.096.921
32041500	Vat dyes (including those usable in that state as pigments) and preparations based thereon	18.876	577.241	395.289	9.925.162
32041600	Reactive dyes and preparations based thereon	187.982	3.365.876	1.359.569	21.825.125
32041710	Synthetic organic pigment in powder form	170.613	2.407.842	1.307.762	20.277.285
32041790	Pigments and preparations based thereon, other than synthetic organic pigment in powder form	140.740	2.260.451	914.479	13.258.594
32041900	Synthetic organic colouring matter & prep,including mixtures of colouring matter of 2 or more of the subheading 320411-320419	220.025	1.544.803	277.883	1.959.396
32042000	Synthetic organic products of a kind used as fluorescent brightening agents	750.024	8.035.606	1.636.770	15.833.810
32049000	Synthetic organic colouring matter, prep as specified in Note 3 to this Chapter , other than HS 32041100-32042000	32	1.221	31	82.667
32050000	Colour lakes, preparations as specified in Note 3 to this Chapter based on colour lakes.	-	91	-	5.173
32061910	Pigments based on titanium dioxide containing less than 80 % by weight of titanium dioxide calculated on the dry matter	-	2.000	-	5.589
32061990	Preparations based on titanium dioxide containing < 80% by weight of titanium dioxide calculated on the dry matter	149.800	733.350	475.815	2.421.036
32062010	Chrome yellow, chrome green and molybdate orange or red based on chromium compounds	44.250	340.205	211.338	1.853.677
32062090	Pigments and preparation based on chromium compounds,oth than chrome yellow,chrome greenandmolybdate orange/red from chrome compounds	20.000	52.067	86.316	210.120
32064190	Ultramarine	-	118.600	-	220.932
32064919	Preparations of other inorganic pigment based on cadmium compounds of hexacyanoferrates (ferrocyanides and ferricyanides)	-	71.731	-	581.972
32064990	Colouring matter,other than ultramarine and prep based thereon or lithopone and other pigments and prep based on zinc sulphide	49.910	1.154.999	191.022	6.534.845
32065090	Inorganic products of a kind used as luminophores, other than preparations	-	12	-	5.150
32071000	Prepared pigments, prepared opacifiers, prepared colours and similar preparations	349.691	5.401.359	1.965.532	20.060.847
32072010	Enamel frits	55.700	202.051	115.888	528.462
32072090	Vitrifiable enamels and glazes, engobes (slips) and similar preparations, other than enamel frits	713.785	4.597.264	399.908	3.243.658
32073000	Liquid lustres and similar preparations	225	8.566	1.126	18.039
32074000	Glass frit and other glass, in the form of powder, granules or flakes	602.539	6.207.240	476.771	4.893.884
32081011	Varnishes (including lacquers) based on polyesters of a kind used in dentistry	-	6	-	37
32081019	Varnishes (including lacquers) based on polyesters, other than of a kind used in dentistry	19	23.659	8	65.074
32081020	Antifouling and/or anticorrosive paints for ships' hulls based on polyesters	400	2.256	897	8.029
32081090	Paint incl enamels based on polyesters,oth than varnishes incl lacqandantifouling and/or anticorrosive paint for ships'hulls	659.084	6.594.635	2.583.257	22.284.455
32082040	Antifouling and/or anticorrosive paints for ships' hulls based on acrylic or vinyl polymers	826	15.925	12.992	130.949
32082090	Paints based on acrylic or vinyl polymers, oth than antifouling and/or anticorrosive paint	266.079	3.247.191	1.152.568	11.249.022
32089011	Varnishes(including lacquers), >100oC heat resistance, used in dentistry, other than based on polyesters,acrylic/vinyl polymers	1.000	1.000	400	400

Tabel 3 : Ekspor Indonesia menurut Komoditi (Kode HS 8 digit)

September 2022

Kode H S	Uraian golongan barang	Berat bersih (Kg)		Nilai F.O.B. (U S \$)	
		Bulan ini	Kumulatif	Bulan ini	Kumulatif
(1)	(2)	(3)	(4)	(5)	(6)
32089019	Varnishes(including lacquers), >100oC heat resistance, not used in dentistry, other based on polyesters, acrylic/vinyl polymers	17.175	325.167	47.558	1.044.595
32089029	Varnishes(incl lacquers), ≤100oC heat resistance, not used in dentistry, oth based on polyesters, acrylic/vinyl polymers	136.206	1.186.141	499.470	3.942.959
32089030	Antifouling and/or anticorrosive paints for ships' hulls other than based on polyesters and based on acrylic or vinyl polymers	-	268	-	1.076
32089090	Paint&varnishes incl enamels&lacquers exc based on polyesters&based on acrylic/vinyl polymers &HS 32081010-32089030	564.047	6.402.318	2.447.376	25.944.682
32091010	Varnishes (including lacquers), based on acrylic or vinyl polymers	76.116	348.157	135.798	663.651
32091050	Antifouling and/or anticorrosive paints for ships' hulls, based on acrylic or vinyl polymers	894	4.597	5.702	21.445
32091090	Paints&varnishes including enamels based on acrylic or vinyl polymers, other than HS 32091010-32091050	96.134	724.989	168.629	2.002.074
32099000	Paints and varnishes (including enamels and lacquers), other than based on acrylic or vinyl polymers	149.741	2.258.187	241.991	3.674.314
32100010	Varnishes (including lacquers)	11.280	70.169	63.820	404.794
32100030	Prepared water pigments of a kind used for finishing leather	550	550	1.247	1.247
32100091	Antifouling and/or anticorrosive paints for ships' hulls	-	15	-	22
32100099	Paints other than antifouling and/or anticorrosive paints for ships' hulls	28.762	165.793	118.335	1.258.436
32110000	Prepared driers	115	37.906	1.467	182.347
32121000	Stamping foils	26.711	51.540	63.231	603.130
32129011	Aluminium paste dispersed in nonaqueous media, of a kind used in the manufacture of paints (including enamels)	-	36.952	-	10.179
32129014	Pigments incl metallic powders and flakes dispersed in not water media, in liq/paste form, for manufacture of leather paint	-	146	-	1.877
32129019	Pigment incl metallic powders and flakes dispersed in not water media, in liq/paste form, not for manufacture of leather paint	957	17.563	7.298	150.259
32129021	Dyes and other colouring matter put up in forms or packings for retail sale of a kind used in the food or drink industries	113	434	717	3.402
32129022	Dyes put up in forms/packings for retail sale of a kind not used in the food/drink industries	1.628	3.870	32.000	58.000
32129029	Colouring matter put up in forms/packings for retail sale of a kind not used in the food/drink industries	9.151	40.474	75.716	143.807
32131000	Colours in sets, of a kind used by artists, students or signboard painters	364	3.535	3.741	26.621
32139000	Colours, of a kind used by artists, students or signboard painters, other than colours in sets	20	530	24	2.452
32141000	Glaziers' putty, grafting putty, resin cements, caulking compounds & other mastics, painters' fillings	85.111	1.178.547	325.750	3.966.295
32149000	Non-refractory surfacing preparations for facades, indoor walls, floors, ceilings or the like.	265.920	2.403.362	463.298	3.479.152
32151110	Printing ink, black, ultraviolet curable	-	2.286	-	7.853
32151120	Printing ink, black, solid ink in engineered shapes for insertion into	6	7	90	115
32151190	Printing ink, black, other than ultraviolet curable and solid ink in engineered shapes for insertion into	85.098	584.233	735.700	5.269.322
32151910	Printing ink, other than black, solid ink in engineered shapes for insertion into	191.733	1.014.976	835.424	4.530.436
32151990	Printing ink, other than black, other than solid ink in engineered shapes for insertion into	655.257	5.117.415	6.128.371	52.734.236
32159060	Writing or drawing ink	3	5.867	64	36.186
32159070	Ink of a kind suitable for use with duplicating machines of heading 8472	28.374	251.807	660.519	6.389.522
32159090	Ink, whether or not concentrated or solid, other than HS 32151110-32159070	82.950	474.300	672.044	3.860.888

Tabel 3 : Ekspor Indonesia menurut Komoditi (Kode HS 8 digit)

September 2022

Kode H S	Uraian golongan barang	Berat bersih (Kg)		Nilai F.O.B. (U S \$)	
		Bulan ini	Kumulatif	Bulan ini	Kumulatif
(1)	(2)	(3)	(4)	(5)	(6)
33011200	Essential oils of orange	24	5.835	857	95.603
33011300	Essential oils of lemon	12	870	1.568	31.397
33011900	Essential oils of citrus fruit, other than of orange & lemon	23.154	361.204	549.840	6.642.356
33012400	Essential oils of peppermint (Mentha piperita)	3.600	11.757	108.000	335.644
33012500	Essential oils of other mints, other than peppermint (Mentha piperita)	1.458	55.412	39.540	2.348.006
33012920	Essential oils of sandalwood	534	64.565	89.025	5.704.476
33012930	Essential oils of citronella	45.016	293.763	546.453	4.028.609
33012940	Essential oils of nutmeg	23.577	142.318	851.233	6.056.808
33012950	Essential oils of cloves	155.425	664.553	2.593.792	10.823.755
33012960	Essential oils of patchouli	144.887	944.536	5.607.313	39.483.579
33012970	Essential oils of lemon grass, cinnamon, ginger, cardamom or fennel	10.344	80.412	637.735	6.280.703
33012990	Essential oils other than HS 33011200-33012970	1	830.619	899	27.411.097
33013000	Resinoids	-	119	-	5.443
33019010	Aqueous distillates & aqueous solutions of essential oils suitable for medicinal use	3.965	34.095	150.263	995.162
33019090	Concentrates of essential oils in fats, in fixed oils, in waxes or the like, obtained by enfleurage or maceration, terpenic by-products of the deterpenation of essential oils	54.532	978.562	1.457.149	24.621.261
33021010	Odoriferous alcoholic preparations of a kind used in the manufacture of alcoholic beverages, in liquid form	15.921	116.688	178.174	1.284.261
33021020	Odoriferous alcoholic preparations of a kind used in the manufacture of alcoholic beverages, in other forms	-	10.347	-	146.675
33021030	Other of a kind used in the food or drink industries not containing alcohol	344.003	1.924.707	3.528.244	19.363.315
33021090	Odoriferous alcoholic preparations of a kind used in the food or drink industries, other than HS 33021010-33021020	922.293	9.625.516	9.756.285	85.563.116
33029000	Odoriferous substances and mixtures, used as raw materials in industries other than the food or drink industries	374.235	4.033.938	6.800.678	56.886.541
33030000	Perfumes and toilet waters	756.902	6.597.033	14.910.364	110.576.290
33041000	Lip makeup preparations	1.061	20.413	70.923	1.257.695
33042000	Eye makeup preparations	17.360	25.289	93.968	1.412.482
33043000	Manicure and pedicure preparations	737	12.264	34.978	183.229
33049100	Beauty or make up preparations, powders, whether or not compressed	335.490	2.998.081	947.211	8.006.871
33049920	Antiacne preparations	18.460	343.129	110.692	823.168
33049930	Face or skin creams and lotions other than antiacne preparations	1.429.691	10.300.342	4.476.475	32.709.235
33049990	Beauty/make up preparat, for the care of the skin (incl sunscreen or sun tan preparations), ot HS 33041000-33049930	1.153.052	10.598.090	7.110.072	69.893.038
33051010	Shampoos having antifungal properties	406.379	4.299.104	921.761	8.138.056
33051090	Shampoos not having antifungal properties	1.061.512	8.960.920	2.676.290	21.154.612
33052000	Preparations for permanent waving or straightening	5.169	25.053	32.525	158.203
33053000	Hair lacquers	1.027	4.616	18.988	75.788
33059000	Preparations for use on the hair, other than shampoos, preparations for permanent waving or straightening and hair lacquer	721.924	7.131.067	4.177.276	37.818.137
33061010	Dentifrices in powders forms and pastes for dental prophylaxis	562.517	5.804.211	1.112.734	11.501.827
33061090	Dentifrices, other than in powders forms and pastes for dental prophylaxis	44.528	735.727	241.564	2.866.584
33062000	Yarn used to clean between the teeth (dental floss)	759	8.112	3.428	10.516
33069000	Prep for oral/dental hygiene, incl denture fixative pastes and powders,in individual retail packages,other than dentifrices	33.437	354.778	84.483	1.118.255
33071000	Preshave, shaving or aftershave preparations	1.545	97.717	4.420	295.263
33072000	Personal deodorants and antiperspirants	200.619	1.166.036	1.086.464	6.961.797
33073000	Perfumed bath salts and other bath preparations	22	342	4.950	10.157
33074110	Agarbatti and other odoriferous prep which operate by burning, Scented powders of a kind used during religious rites	81.064	1.041.183	116.711	889.100

Tabel 3 : Ekspor Indonesia menurut Komoditi (Kode HS 8 digit)

September 2022

Kode H S	Uraian golongan barang	Berat bersih (Kg)		Nilai F.O.B. (U S \$)	
		Bulan ini	Kumulatif	Bulan ini	Kumulatif
(1)	(2)	(3)	(4)	(5)	(6)
33074190	Agarbatti and other odoriferous prep which operate by burning, other than scented powders of a kind used during religious rites	20.279	116.314	47.750	435.388
33074910	Room perfuming preparations, whether or not having disinfectant properties	70.105	1.081.617	501.034	5.991.081
33074990	Deodorising rooms, other than room perfuming preparations, whether or not having disinfectant properties	18.052	177.205	48.633	897.437
33079010	Animal toilet preparations	-	9	-	31
33079030	Papers and tissues, impregnated or coated with perfume or cosmetics	82.865	664.421	240.536	1.844.942
33079040	Perfumery or cosmetics, including depilatories, other than HS 33071000-33079030	8.104	97.096	77.579	690.986
33079050	Contact lens or artificial eye solutions	4.311	23.649	32.844	180.399
33079090	Perfumery, cosmetic or toilet preparations, other than HS 33071000-33079050	37.010	377.182	273.350	3.631.144
34011140	Medicated soap including disinfectant soap	3.164.825	20.209.122	5.217.433	31.633.665
34011150	Soap for toilet use including bath soap other than medicated soap	10.752.018	74.276.763	18.914.473	132.751.896
34011161	Soap and organic surface-active products and preparations for toilet use, nonwovens impregnated, coated or covered with soap or detergent in packings for retail sale	-	701	-	4.195
34011169	Soap and organic surface-active products and preparations for toilet use, of felt or nonwovens, impregnated, coated or covered with soap or detergent other than nonwovens in packings for retail sale	4.650	22.484	4.494	44.540
34011170	Soap and organic surface-active products and preparations for toilet use, of paper, impregnated, coated or covered with soap or detergent	0	2	10	31
34011190	Soap and organic surface-active products & preparations in the form of bars, cakes, moulded pieces or shapes, and paper, for toilet use, other than HS 34011161 & HS 34011170	812.454	5.089.949	864.586	6.026.608
34011920	Soap and organic surface-active products and preparations other than for toilet use, of paper, impregnated, coated or covered with soap or detergent	101.170	130.784	56.944	73.134
34011990	Soap and organic surface-active products and preparations in the form of bars, cakes, moulded pieces or shapes, and paper, other than for toilet use, other than HS 34011910-34011920	4.652.495	35.992.916	7.443.921	61.031.118
34012020	Soap chips	44.545.578	350.861.190	39.406.833	371.074.794
34012091	Soap in other forms of a kind used for flotation deinking of recycled paper, other than soap chips	-	1.566.000	-	2.076.964
34012099	Soap in other forms, other than soap chips and soap of a kind used for flotation deinking of recycled paper	4.689.920	20.731.440	5.122.154	21.859.870
34013000	Organic surfaceactive products&prep for washing the skin,in the form of liquid/cream&put up for retail, contain soap/not	1.169.062	9.559.837	3.289.821	30.193.148
34023110	Sulphonated alkylbenzenes	93.762	7.278.633	114.117	11.067.015
34023190	Linear alkylbenzene sulphonic acids and their salts other than Sulphonated alkylbenzenes	1.291	308.396	6.277	373.726
34023910	Sulphated fatty alcohols	2.244.600	17.893.043	4.250.281	38.019.024
34023990	Other linear alkylbenzene sulphonic acids and their salts other than sulphated fatty alcohols	989.585	9.750.183	2.878.503	26.464.452
34024100	Cationic	151.998	2.441.789	528.823	4.414.482
34024210	Hydroxyl-terminated polybutadiene	1.200	37.275	6.000	81.142
34024290	Non ionic other than Hydroxyl-terminated polybutadiene	146.383	1.237.819	424.217	2.898.078
34024910	Other than cationic and non-ionic suitable for use in fire-extinguishing preparations	7.560	121.596	13.053	189.669
34024990	Other than cationic and non-ionic not suitable for use in fire-extinguishing preparations	447.771	6.183.395	698.934	8.449.424
34025011	Surface-active preparations put up for retail sale in liquid form	569.148	10.770.605	586.622	11.878.994

Tabel 3 : Ekspor Indonesia menurut Komoditi (Kode HS 8 digit)

September 2022

Kode H S	Uraian golongan barang	Berat bersih (Kg)		Nilai F.O.B. (U S \$)	
		Bulan ini	Kumulatif	Bulan ini	Kumulatif
(1)	(2)	(3)	(4)	(5)	(6)
34025012	Anionic washing preparations or cleaning preparations, including bleaching, cleansing or degreasing preparations put up for retail sale in liquid form	4.390.516	27.663.789	3.186.397	20.111.687
34025019	Preparations put up for retail sale o.t surface-active preparations and anionic washing preparations or cleaning preparations, including bleaching, cleansing or degreasing preparations in liquid form	28.357	17.974.569	35.374	12.574.227
34025091	Surface-active preparations put up for retail sale in other than liquid form	17.008	46.829	11.866	73.790
34025092	Anionic washing preparations or cleaning preparations, including bleaching, cleansing or degreasing preparations put up for retail sale in other than liquid form	14.544.660	90.877.759	12.367.862	74.206.567
34025099	Preparations put up for retail sale o.t surface-active preparations & anionic washing preparations or cleaning preparations, includ bleaching, cleansing or degreasing preparations in o.t liquid form	19	41.089.780	44	31.661.241
34029011	Anionic wetting agents in liquid form	48.014	581.968	70.475	1.073.777
34029012	Anionic washing or cleaning preparations, including bleaching, cleansing or degreasing preparations in liquid form	582.899	4.933.542	812.140	7.949.210
34029013	Washing/cleaning preparations, including bleaching, cleansing/degreasing prep in liquid form other than anionic prep	22.508	211.583	17.273	182.797
34029014	Anionic surface active preparations in liquid form other than anionic wetting agents and washing preparations	19.637	77.640	55.290	151.171
34029019	Surf active prep, wash prep incl aux wash&clean prep,cont soap/not,in liq form, oth than HS3401, 34029011-34029014, retail	538.898	4.330.934	1.238.318	9.438.542
34029091	Anionic wetting agents not in liquid form	3.000	82.076	6.931	181.701
34029092	Anionic washing or cleaning reparations,includng bleaching,cleansing or degreasing preparations not in liquid form	1.470	23.456	2.257	36.446
34029093	Washing/cleaning preparations, including bleaching, cleansing/degreasing prep not in liquid form other than anionic prep	28.427	460.993	39.772	501.772
34029094	Anionic surface active preparations not in liquid form other than anionic wetting agents and washing preparations	-	2.400	-	5.495
34029099	Surface active prep,wash prep incl aux wash&clean prep,cont soap/not,not in liq form,oth than of 3401,HS 34029091-34029094	736.718	7.001.669	1.312.856	14.089.632
34031111	Liquid lubricating oil prep, for treatm of textile,or oth material, containing petroleum oil/oil from bituminous mineral	511	4.845	10.249	65.931
34031119	Prep for treatm of textile/oth material,in liquid form,contain petrol oil/oil from bituminous mineral, other than lubricating	875	2.126	2.031	9.163
34031190	Prep for treatm of textile/oth material, contain petrol oil/oil from bituminous mineral, other than in liquid form	225	90.296	780	262.813
34031911	Lubricating preparations for aircraft engines,contain petroleum oil/oil from bituminous mineral, in liquid form	46	217	12.400	19.163
34031912	Lubricating prep cont. petroleum oil, not for treatment textile material/leather/furskins cont. silicone oil in liquid	-	12	-	15
34031919	Lubricate prep cont petrol oil not for treatment textile/leather/furskin/aircraft engine not cont silicone oil in liquid	9.222	141.409	24.824	379.008
34031990	Lubricating preparation containing petroleum oil not for treatment textile material/leather/furskins, not in liquid form	56.825	287.899	122.810	683.002
34039111	Lubricating preparation contain silicone oil-for treatment of textile/leather/furskins, not contain petrol,in liquid form	30.400	38.404	238.640	301.522

Tabel 3 : Ekspor Indonesia menurut Komoditi (Kode HS 8 digit)

September 2022

Kode H S	Uraian golongan barang	Berat bersih (Kg)		Nilai F.O.B. (U S \$)	
		Bulan ini	Kumulatif	Bulan ini	Kumulatif
(1)	(2)	(3)	(4)	(5)	(6)
34039119	Lubricating prep for treatment of textile/leather/furskins, not contain petrol, in liquid form, other than contain silicone oil	2.000	91.109	11.278	199.748
34039190	Lubricating prep for treatment of textile/leather/furskins, not contain petrol, other than in liquid form	1.500	328.936	1.515	403.214
34039911	Lubricating preparations for aircraft engines, not contain petroleum oil/oil from bituminous mineral, in liquid form	1	237	68	2.800
34039912	Lubricating prep contain silicone oil not for treatment of textile/leather/furskins,not contain petrol,in liquid form	1	950	4.952	22.378
34039919	Lubricating prep not cont petrol,not for treatment of textile/leather/furskins/aircraft,not cont silicone oil,in liquid	20.716	109.671	35.013	220.861
34039990	Lubricating preparations,not containing petroleum oil,not for treatment of textile/leather/furskins, not in liquid form	170.149	1.465.310	324.031	2.542.439
34042000	Waxes, artificial and prepared, of poly(oxyethylene) (polyethylene glycol)	27.425	112.336	56.824	201.546
34049090	Artificial waxes & prepared waxes, other than HS 34042000-34049010	4.385.644	47.529.330	8.497.687	95.738.176
34051000	Polishes, creams and similar preparations for footwear or leather	32.777	300.444	193.270	1.558.292
34052000	Polishes, creams and similar preparations for the maintenance of wooden furniture, floors or other woodwork	332	3.889	1.565	23.485
34053000	Polishes and similar preparations for coachwork, other than metal polishes	741	10.273	4.351	136.083
34054000	Scouring pastes and powders and other scouring preparations	507	16.453	1.503	27.985
34059010	Metal polishes	-	2.968	-	12.093
34059090	Polishes & creams, scouring pastes & powders & similar preparations, excluding waxes of HS 3404,oth HS 34051000-34059010	7.696	23.360	68.851	252.367
34060000	Candles, tapers and the like	243.660	1.425.740	722.561	4.629.228
34070010	Modelling pastes, including those put up for children's amusement	-	7	-	476
34070030	Preparations for use in dentistry, with a basis of plaster (of calcined gypsum or calcium sulphate)	1	1	139	139
35019010	Caseinates and other casein derivatives	-	1	-	1
35022000	Milk albumin, including concentrates of two or more whey proteins	-	371	-	174
35029000	Albumins, albuminates and other albumin derivatives, other than egg or milk albumin	-	229	-	1.436
35030041	Gelatin and gelatin derivatives in powder form with a bloating level of A250 or B230 or higher on the Bloom scale	360	360	793	793
35030049	Gelatin and gelatin derivatives oth in powder form with a bloating level of A250 or B230 or higher on the Bloom scale	-	3	-	35
35030069	Other glues of animal origin other than fish glues	1.799	8.823	1.568	16.054
35040000	Peptones and their deriv, oth protein substances and their deriv,not specified or included, hide powder,chromed or not.	2.496	634.606	44.885	285.880
35051010	Dextrins, soluble or roasted starches	102.000	2.518.814	70.061	1.540.214
35051090	Dextrins, other than soluble or roasted starches	874.834	7.305.001	1.451.978	11.817.045
35052000	Glues, based on starches, or on dextrins or other modified starches	181	22.165	3.025	130.872
35061000	Products suitable for use as glues or adhesives, put up for retail sale as glues or adhesives, net weight ≤ 1 kg	172.762	1.781.538	1.200.169	11.392.086
35069110	Optically clear free-film adhesives and optically clear curable liquid adhesives of a kind used solely or principally for the manufacture of flat panel displays or touch-sensitive screen panels	-	86.674	-	223.907
35069190	Optically clear free-film adhesives and optically clear curable liquid adhesives not of a kind used solely or principally for the manufacture of flat panel displays or touch-sensitive screen panels	646.062	6.006.818	1.652.292	15.683.127

Tabel 3 : Ekspor Indonesia menurut Komoditi (Kode HS 8 digit)

September 2022

Kode H S	Uraian golongan barang	Berat bersih (Kg)		Nilai F.O.B. (U S \$)	
		Bulan ini	Kumulatif	Bulan ini	Kumulatif
(1)	(2)	(3)	(4)	(5)	(6)
35069900	Glues and other adhesives, prepared, n.e.c. in heading no. 3506, not exceeding a net weight of 1kg	95.753	1.040.780	431.358	3.649.058
35071000	Rennet and concentrates thereof	-	5	-	58
35079000	Enzymes, other than rennet & concentrates thereof	306.884	806.338	768.379	5.383.897
36031000	Safety fuses	-	151	-	432
36041000	Fireworks	7.955	8.503	21.849	28.479
36049090	Pyrotechnic products, n.e.c. in heading 3604	-	49.169	-	170.676
36050000	Matches, other than pyrotechnic articles of heading 3604	447.842	4.098.806	684.174	6.197.977
36069030	Ferrocium and other pyrophoric alloys in all forms	-	0	-	21
37011000	Photographic plates and film, for X-ray, in the flat, sensitised, unexposed, of any material oth paper, paperboard/textiles	-	1.219	-	19.290
37012000	Instant print film	-	1.717	-	140.707
37013000	Photographic plates and film in the flat, sensitised, unexposed, with any side exceeding 225mm, other than for X-ray and instant print film	-	384	-	16.907
37019990	Photographic plates and film in the flat, oth colour photography, not suitable for use in the printing industry	-	1	-	14
37023100	Photographic film in rolls without perforations, of a width not exceeding 105 mm, for colour photography (polychrome)	-	218	-	298
37023900	Photographic film in rolls without perforations, of a width not exceeding 105 mm, other than HS 37023100 & HS 37023200	-	94	-	1.231
37025490	Photographic film in rolls, for polychrome,,16 mm < width ≤ 35 mm, of a length ≤ 30 m, other than for slide, use in other than medic,surgical,dent/vet,sci/in print ind	230	1.717	54.172	327.354
37029890	Photographic film in rolls, width > 35 mm, length < 120 m, not suitable for use in cinematography	1	19	109	4.589
37031010	Photographic paper,paperboard & textiles,sensitised,unexposed n rolls of a width > 610 mm but not exceeding 1,000 mm	-	1	-	220
37031090	Photographic paper, paperboard & textiles,sensitised,unexposed n rolls of a width > 610 mm but exceeding 1,000 mm	6.403	71.330	13.096	118.627
37032000	Photographic paper, paperboard & textiles,sensitised,unexposed, for colour photography (polychrome)	1.890	2.106	450	659
37039000	Photographic paper, paperboard & textiles, (for other than colour photography&in rolls of a width >610mm), sensitised,unexposed	2.494	7.161	3.620	9.476
37040090	Photographic plates, film, paper, paperboard & textiles, exposed but not developed, other than X-ray plates or film	-	200	-	180
37050020	Microfilm	-	15	-	3
37050090	Photographic plates and film, exposed and developed, other than cinematographic film, other than X-ray and microfilm	53	433	20.892	151.840
37061090	Cinematographic film, exposed & developed of a width of 35 mm or more, other than HS 37061010 - 37061040	9	9	560	560
37069040	Cinematographic film other consisting only of sound tracks of a width less than 35 mm	-	0	-	32
37071000	Sensitising emulsions	-	452	-	1.529
37079010	Flashlight materials	-	25	-	300
37079090	Chemical preparations for photographic uses, other than flashlight materials not sensitising emulsions	25.398	42.088	123.257	484.870
38011000	Artificial graphite	8.682	52.736	16.089	80.678
38019000	Preparations based on graphite/other carbon, blocks, plates/oth semi-manufactures, other than HS 38011000-38013000	-	8	-	1.558
38021010	Activated carbon based on coconut shell charcoal	1.672.923	10.328.568	2.928.099	17.916.401
38021090	Activated carbon based on other than coconut shell charcoal	347.032	9.349.001	621.989	15.147.713
38029010	Activated bauxite	-	11.000	-	11.550
38029020	Activated clays or activated earths	8.512.300	94.918.252	2.819.153	29.964.492

Tabel 3 : Ekspor Indonesia menurut Komoditi (Kode HS 8 digit)

September 2022

Kode H S	Uraian golongan barang	Berat bersih (Kg)		Nilai F.O.B. (U S \$)	
		Bulan ini	Kumulatif	Bulan ini	Kumulatif
(1)	(2)	(3)	(4)	(5)	(6)
38029090	Animal black, including spent animal black, other than activated bauxite, activated clays or activated earths	1.412.440	10.875.450	131.399	1.344.487
38030000	Tall oil, whether or not refined.	-	0	-	3
38040010	Concentrated sulphite lye	-	12.000	-	13.140
38040090	Resid lyes from the manufact of wood pulp,Oth than concentrate sulphite lye and Calcium lignin sulphonat binder	2	3.725	1	10.925
38051000	Gum, wood or sulphate turpentine oils	2.468.315	15.545.832	6.098.585	49.464.152
38059000	Other terpenic oils, other treatment of coniferous woods, crude dipentene, sulphite turpentine and other crude para-cymene, pine oil containing alpha-terpineol as the main constituent	-	52.040	-	28.128
38061000	Rosin and resin acids	14.865.757	71.323.941	19.405.272	102.489.266
38063090	Ester gums other than in blocks	42.113	289.633	91.322	620.958
38069090	Rosin spirit and rosin oils, other than HS 38061000-38069010, rum gums other than in blokcks	-	61.558	-	54.269
38070000	Wood tar, wood tar oils, wood creosote, wood naphtha, vegetable pitch, brewers' pitch and similar preparations based on rosin, resin acids or on vegetable pitch	-	61.579	-	86.221
38085210	Wood preservatives, being preparations oth than surface coatings, cont insecticid/fungicid, in packing w ≤ 300 g,	-	0	-	67
38085220	Fungicides and insecticides in aerosol containers, in packing w ≤ 300 g,	-	800	-	1.960
38085290	DDT, in packing w≤300 g, other than wood preservatives, being preparations oth than surface coatings, cont insecticid/fungicid and fungicides and insecticides in aerosol containers	-	6.279	-	17.421
38085911	Insecticides, in aerosol containers	6.423	31.165	21.792	92.690
38085919	Insecticides, other than in aerosol containers	-	146.330	-	233.545
38085921	Fungicides, in aerosol containers	75.810	490.175	204.164	1.287.046
38085929	Fungicides, other than in aerosol containers	3.923	6.278	6.445	12.605
38085931	Herbicides, in aerosol containers	-	10.685	-	23.259
38085939	Herbicides, other than in aerosol containers	20.844	45.719	25.303	57.121
38085950	Herbicides, Plantgrowth regulators	1.205	21.221	1.021	81.256
38085960	Herbicides, Disinfectants	112.308	891.536	192.503	1.874.765
38085999	DDT (ISO) (clofenotane), in packings of a net weight content more than 300 g, other than wood preservative	232	33.648	290	212.461
38086110	Mosquito repellent coils,in packings of a net weight content ≤ 300 g	200	1.879.178	1.097	1.781.846
38086120	Mosquito repellent mats, in packings of a net weight content ≤ 300 g	2	2.963	11	4.897
38086130	In aerosol cans, in packings of a net weight content ≤ 300 g	5.070	27.237	21.218	106.129
38086140	Goods specified in Subhead Note 2 to this Chap,in liquid form,in pack of net weight content ≤ 300g	18.649	48.375	422.785	996.429
38086150	Goods specified in Subhead Note 2 to this Chap,having deodorising function,in pack, w≤ 300g	590	1.315	5.079	11.653
38086190	Good specifd in Subhead Note 2 to this Chapt,in packing of a net weight ≤ 300 g, other than HS 38086110 - 38086150	55	9.247	449	148.221
38086220	Mosquito repellent coils, in packings of a net weight content > 300 g but not exceeding 7.5 kg	-	513.814	-	477.321
38086240	Aerosol cans, in packings of a net weight content > 300 g but not exceeding 7.5 kg	55.139	515.129	178.075	1.507.730
38086250	Liquid form, in packings of a net weight content > 300 g but not exceeding 7.5 kg	109.346	382.944	2.155.791	7.992.278
38086290	Good specifd in Subhead Note 2 this Chapt,packings of 300g < net weight ≤7.5kg, other than HS38086210-38086250	120	55.275	626	177.909
38086910	Powder for moulding into mosquito coils, in packings of a net weight content >7.5kg	550	5.170	672	8.397
38086990	Moulding into mosquito coils other than powder, in packings of a net weight content >7.5kg	101.631	561.163	1.683.269	8.698.723
38089110	Insecticides, Intermediate preparat contain 2-(methylpropyl-phenol methylcarbamate)	-	20.007	-	143.406

Tabel 3 : Ekspor Indonesia menurut Komoditi (Kode HS 8 digit)

September 2022

Kode H S	Uraian golongan barang	Berat bersih (Kg)		Nilai F.O.B. (U S \$)	
		Bulan ini	Kumulatif	Bulan ini	Kumulatif
(1)	(2)	(3)	(4)	(5)	(6)
38089120	Insecticides, powder for moulding into mosquito coil	4	26.120	20	33.016
38089130	Insecticides, in aerosol containers	30.038	299.300	97.625	993.600
38089140	Insecticides, mosquito repellent coils	926.921	14.801.076	1.320.299	18.270.005
38089150	Insecticides, mosquito repellent mats	7.098	172.016	81.542	1.991.835
38089191	Insecticides, having deodorising function	-	241	-	926
38089199	Insecticides, other than HS 38089110-38089191	1.596.966	11.280.078	25.921.199	138.381.270
38089219	Fungicides, in aerosol containers, with a validamycin content exceeding 3 % by net weight	140.615	1.170.788	730.893	9.178.145
38089290	Fungicides, other than in aerosol containers	123.180	1.253.510	1.704.043	26.102.732
38089311	Herbicides, in aerosol containers	-	12.535	-	283.383
38089319	Herbicides, other than in aerosol containers	681.908	8.253.539	18.555.300	111.400.989
38089320	Anti-sprouting products	-	500	-	55.971
38089330	Plant-growth regulators	26.150	133.436	284.828	1.575.929
38089420	Disinfectants, other than containing mixtures of coal tar acid and alkalis, in aerosol containers	-	1	-	8
38089490	Disinfectants, other than containing mixtures of coal tar acid and alkalis, other than in aerosol containers	133.408	796.963	302.762	1.656.894
38089910	Wood preservatives, containing insecticides or fungicides	-	13	-	83
38089990	Wood preservatives, other than containing insecticides or fungicides	234.556	2.490.763	874.624	8.372.688
38099110	Finishing agents, dye carriers to accelerate dyeing or fixing of dye-stuffs with other than amylaceous substances, of a kind used on the textile or like industries, softening agents	36.923	7.384.438	79.608	6.900.734
38099190	Finishing agents, dye carriers to accelerate dyeing or fixing of dye-stuffs with other than amylaceous substances, of a kind used on the textile or like industries, other than softening agents	920.946	11.432.524	2.032.744	25.030.653
38099200	Finishing agents, dye carriers to accelerate dyeing or fixing of dye-stuffs with other than amylaceous substances, of a kind used in the paper or like industries	1.220.883	9.712.576	1.123.726	8.989.917
38099300	Finishing agents, dye carriers to accelerate dyeing or fixing of dye-stuffs with other than amylaceous substances, of a kind used in the leather or like industries	40.106	559.902	43.039	589.292
38101000	Pickling preparations for metal surfaces; soldering, brazing/welding powders and pastes consisting of metal and other materials	-	10	-	1.274
38109000	Fluxes&oth auxiliary preparation, for soldering, brazing/welding, or prep use as cores/coat for welding electrodes/rods	58.564	398.850	93.419	658.666
38111900	Anti-knock preparations, other than those based on lead compounds	55.264	684.863	91.154	1.457.058
38112110	Lubricating oil additives, containing petroleum oils or oils obtained from bituminous minerals, put up for retail sale	-	252	-	1.474
38112190	Lubricating oil additives, containing petroleum oils or oils obtained from bituminous minerals, not for retail sale	3.832	29.512	25.943	201.363
38112900	Lubricating oil additives, not containing petroleum oils or oils obtained from bituminous minerals	1.696	13.170	8.000	91.739
38119010	Oxidation and gum inhibitors, viscosity improvers, anti-corrosive preparation, rust preventatives or corrosion inhibitor	101.637	664.459	126.344	1.045.404
38119090	Oxidation&gum inhibitor, viscosity improver, anti-corrosive prep, oth prep additive mineral oil/liquid, n.e.c. in heading 3811	33.395	302.738	100.433	589.114
38121000	Rubber accelerators, prepared	3.413	184.939	77.600	662.951
38122000	Plasticisers, compound, for rubber or plastics	347.405	5.437.967	3.169.908	70.765.417
38123100	Anti-oxidise prepar and other compound stabiliser;for rubber/plastic, mix of oligomer of 2,2,4-trimethyl-1,2-dihydroquinoline	60.000	397.756	22.500	266.763
38123900	Anti-oxidising preparations and other compound stabilisers, for rubber or plastics, other than 3812.31.00	314.926	5.098.284	1.704.522	58.628.892
38130000	Fire-extinguishers, preparations and charges and charged fire-extinguishing grenades	100	116	1.793	2.215

Tabel 3 : Ekspor Indonesia menurut Komoditi (Kode HS 8 digit)

September 2022

Kode H S	Uraian golongan barang	Berat bersih (Kg)		Nilai F.O.B. (U S \$)	
		Bulan ini	Kumulatif	Bulan ini	Kumulatif
		(1)	(2)	(3)	(4)
38140000	Organic composite solvents and thinners, not elsewhere specified or included, prepared paint or varnish removers.	184.627	1.015.745	470.112	2.733.446
38151100	Catalyst,support; reaction initiator/accelerator&catalytic prep, with nickel/nickel compound as the active substance	18.083	192.295	24.284	281.449
38151200	Catalyst,support; reaction initiator/accelerator&catalytic prep, with precious metal or compounds as the active substance	17.368	247.514	13.028.748	127.678.144
38151900	The supported catalysts, other than HS 38151100 - 38151200	-	59.188	-	17.913
38159000	Reaction initiators, reaction accelerators and catalytic preparations, unsupported, n.e.c. or included	50.164	736.500	188.383	5.013.158
38160010	Refractory cements, other than products of heading no. 3801	343.400	972.499	467.580	1.345.862
38160090	Mortars, concretes & similar compositions, other than products of heading 3801.	93.746	819.604	29.643	286.124
38170000	Mixed alkylbenzenes & mixed alkylnaphthalenes, other than those of heading 2707 or 2902.	3.011.204	21.933.130	4.823.701	37.771.446
38180000	Chemical elementsDopedFor use in electronics, in Discs Form, wafer/similarForm, chemical Compound Doped For use in electronic	14.741	129.430	4.039.736	35.411.434
38190000	Hydraulic brake fluid&oth prep liquid hydraulic transmission nor contain ≤70% weight petrol oil/obtain bitumin mineral	893	121.041	15.718	247.703
38200000	Anti-freezing preparations and prepared de-icing fluids.	459.151	2.445.528	647.695	3.239.589
38210010	Prepared culture media for the development of microorganisms	-	38	-	10.353
38210090	Prepared culture media for the development of plant, human or animal cells	2	169	25	10.996
38221100	Diagnostic/laboratory reagents on a backing, prepared diagnostic/laboratory reagents whether/not on a backing, whether/not put up in the form of kits, For malaria	1	6	5	706
38221300	Diagnostic/laboratory reagents on a backing, prepared diagnostic/laboratory reagents whether/not on a backing, whether/not put up in the form of kits, For blood-grouping	-	1.104	-	31.613
38221900	Diagnostic/laboratory reagents on a backing, prepared diagnostic/laboratory reagents whether/not on a backing, whether/not put up in the form of kits, For other than malaria, zka and blood-grouping	2.542	2.589	24.590	25.827
38229010	Other than those of heading 3006, certified reference materials, Sterilisation indicator strips and tapes	-	176	-	5.761
38229090	Other than those of heading 3006, certified reference materials, other than Sterilisation indicator strips and tapes	22.176	249.556	35.107	5.744.332
38231100	Industrial monocarboxylic fatty acids, stearic acid	49.591.115	509.200.765	56.820.034	711.101.843
38231200	Industrial monocarboxylic fatty acids, oleic acid	15.442.430	97.784.205	17.554.755	175.320.641
38231300	Industrial monocarboxylic fatty acids, tall oil fatty acids	7.204	15.567	16.786	42.068
38231911	Industrial monocarboxylic fatty acids, acid oils from refining, coconut acid oil	2.749.885	10.252.805	3.784.051	15.016.442
38231919	Industrial monocarboxylic fatty acids, acid oils from refining, other than coconut acid oil	46.980.565	444.809.852	51.718.619	550.733.076
38231920	Industrial monocarboxylic fatty acids, other than acid oils from refining, palm fatty acid distillate	143.759.072	1.189.669.485	99.550.824	1.328.288.099
38231930	Industrial monocarboxylic fatty acids, other than acid oils from refining, palm kernel fatty acid distillate	8.919.685	59.162.058	7.590.510	73.800.859
38231990	Industrial monocarboxylic fatty acids, other than acid oils from refining, other than palm fatty acid distillate and palm kernel fatty acid distillate	112.221.536	732.091.424	129.311.650	1.131.652.167
38237010	Industrial fatty alcohols, in the form of wax	939.664	5.876.920	1.763.790	14.204.204
38237090	Industrial fatty alcohols other than in the form of wax	69.524.071	543.133.276	97.860.806	1.134.236.447
38241000	Prepared binders for foundry moulds or cores	150.817	2.449.448	165.141	1.849.372
38243000	Non-agglomerated metal carbides mixed together or with metallic binders	-	205	-	24.540
38244000	Prepared additives for cements, mortars or concretes	967.994	11.488.032	862.879	8.304.149
38245000	Non-refractory mortars and concretes	272.448	3.040.822	130.136	1.553.041
38246000	Sorbitol other than that of subheading 290544	3.025.580	33.659.527	2.124.604	22.372.971

Tabel 3 : Ekspor Indonesia menurut Komoditi (Kode HS 8 digit)

September 2022

Kode H S	Uraian golongan barang	Berat bersih (Kg)		Nilai F.O.B. (U S \$)	
		Bulan ini	Kumulatif	Bulan ini	Kumulatif
(1)	(2)	(3)	(4)	(5)	(6)
38248100	Goods specified in Subheading Note 3 to this Chapter, containing oxirane (ethylene oxide)	6	156	2	8.655
38248200	Goods specified in Subheading Note 3 to this Chapter, containing polychlorinated biphenyls (PCBs), polychlorinated terphenyls (PCTs) or polybrominated biphenyls (PBBs)	-	0	-	551
38249100	Mixtures and preparations consisting mainly of methyl methyl methylphosphonate and bis methylphosphonate	-	44.875	-	73.049
38249200	Polyglycol esters of methylphosphonic acid	-	13	-	44
38249910	Ink removers, stencil correctors, other correcting fluids & correction tapes(other than head 9612), packings for retail sale	90.886	701.552	409.261	2.339.436
38249930	Copying pastes with a basis of gelatin, whether presented in bulk/ ready for use (i.e: on a paper or textile backing)	8.520	48.969	28.088	158.370
38249940	Chemical products & preparations of the chemical or allied industries, composite inorganic solvents	4.973.589	24.362.811	4.672.446	32.530.466
38249950	Chemical products & preparations of the chemical or allied industries, acetone oil	21.987	243.477	28.306	387.243
38249960	Chemical products & preparations of the chemical or allied industries, chemical preparations contain monosodium glutamate	233.400	3.406.097	524.531	7.513.220
38249970	Chemical product&prep of the chemical/allied industries, other chemical prep, of used in the manufacture of foodstuff	409.155	5.903.380	1.792.709	19.937.023
38249991	Chemical products & preparations of chemical/allied industries, naphthenic acids, their water insoluble salts & their esters	8.651.758	113.774.455	22.014.623	251.192.935
38249999	Prepared binders for foundry moulds/cores; chemical product&prep of chemical/allied industry; other than HS 38241000-38249991	4.085.579	29.797.630	6.157.016	22.343.848
38252000	Residual products of the chemical or allied industries, not elsewhere specified or included: sewage sludge	-	32	-	1
38253010	Clinical waste: syringes, needles, cannulae and the like	-	22	-	1.506
38256900	Residual products, other wastes from chemical or allied industries, other than mainly containing organic constituents	3.865.003	28.310.807	3.865	52.311
38259000	Residual products of the chemical/allied industries, not elsewhere specified/included, other than HS 38251000 - 38256900	-	888.831	-	949.725
38260021	Biodiesel, not containing petroleum oil, Palm Methyl Ester, with ester alkyl content $\geq 96.5\%$ but $< 98\%$	11.008.227	42.809.794	10.870.693	41.673.499
38260022	Biodiesel, not containing petroleum oil, Palm Methyl Ester with ester alkyl content $> 98\%$	74.303.660	265.553.767	73.030.062	308.437.780
38260029	Biodiesel, not containing petroleum oil, Palm Methyl Ester with ester alkyl content $< 96.5\%$	510.000	5.319.655	368.400	4.875.814
38260090	Biodiesel and mixtures thereof, containing $< 70\%$ by weight of petroleum oils or oils obtained from bituminous minerals.	-	1.023.930	-	778.267
38271190	Mixtures containing halogenated derivatives, containing CFCs, HCFCs, PFCs, oth than Transformer&ircuit breaker oils, contain by weight $< 70\%$ of petroleum oils/oils obtained from bituminous minerals	-	212	-	1.604
38273990	Mixtures containing halogenated derivatives, has HCFCs, has/not PFCs or HFCs, not have CFCs, Containing o.t substances of subhead 290341-290348&290371-290375, oth than transformer&ircuit breaker oils	-	1.620	-	2.431
38279000	Mixtures containing halogenated derivatives of methane, ethane or propane, not elsewhere specified or included, other than HS 38271110-38276900	-	366	-	5.110
39011012	Ethylene polymers, polyethylene w/ specific gravity of < 0.94 , in liquid/paste form, Polyethylene containing 5% or less alpha-olefin monomers)	-	632.550	-	545.504

Tabel 3 : Ekspor Indonesia menurut Komoditi (Kode HS 8 digit)

September 2022

Kode H S	Uraian golongan barang	Berat bersih (Kg)		Nilai F.O.B. (U S \$)	
		Bulan ini	Kumulatif	Bulan ini	Kumulatif
(1)	(2)	(3)	(4)	(5)	(6)
39011019	Ethylene polymers,polyethylene w/ specific gravity of < 0.94,in liquid/paste form, oth than Polyethylene containing 5 % or less alpha-olefin monomers)	296.051	1.129.925	287.069	1.337.713
39011092	Ethylene polymers,polyethylene w/ specific gravity of < 0.94,in oth than liquid/paste form, Polyethylene containing 5 % or less alpha-olefin monomers)	1.809.500	25.774.460	1.853.553	33.323.447
39011099	Ethylene polymers,polyethylene w/ specific gravity of < 0.94,in oth than liquid/paste form, oth than Polyethylene containing 5 % or less alpha-olefin monomers)	3.257.342	9.050.057	3.303.414	10.116.945
39012000	Ethylene polymers, in primary forms, polyethylene having a specific gravity of > 0.94	3.493.939	23.523.133	3.785.568	30.703.031
39013000	Ethylene polymers, in primary forms, ethylene-vinyl acetate copolymers	130.106	1.241.323	276.154	1.856.220
39014000	Ethylene polymers, in primary forms, ethylene-alpha-olefin copolymers, having a specific gravity of < 0.94	3.299.045	38.810.003	2.283.651	27.469.145
39019040	Ethylene polymers, in primary forms, other than 3901.10 - 3901.40, in dispersion	-	2	-	5
39019090	Ethylene polymers, in primary forms, other than 3901.10 - 3901.40, other than in dispersion	7.497.007	50.507.676	6.565.060	42.566.712
39021030	Polypropylene in primary forms, in dispersion	-	53.600	-	8.460
39021040	Polypropylene in primary forms, granules, pellets, beads, flakes, chips and similar forms	630.933	5.081.049	1.188.910	9.488.265
39021090	Polypropylene in primary forms, other than in dispersion, granules, pellets, beads, flakes, chips and similar forms	561.533	4.005.541	316.005	2.374.703
39022000	Polyisobutylene, in primary forms	-	727	-	1.286
39023030	Propylene copolymers, in the form of liquids or pastes	200	11.535	992	29.980
39023090	Propylene copolymers, other than in the form of liquids or pastes	556.515	3.239.448	1.042.602	5.925.337
39029010	Propylene, oth olefin polymers, oth HS 39021000 - 39023000, chlorinated polypropylene suitable in printing ink formulation	-	49.016	-	136.346
39029090	Propylene,oth olefin polymers,oth HS 39021000-39023000,oth than chlorinated polypropylene suitable in printing ink formulation	390.611	1.412.842	252.534	1.177.483
39031110	Polystyrene, expansible, in the form of granules	226.076	1.674.166	652.629	4.307.045
39031190	Polystyrene, expansible, in the form of other than granules	126	17.519	252	63.421
39031910	Polystyrene, other than expansible, in dispersion	590.500	5.045.710	423.851	3.726.908
39031920	Polystyrene, other than expansible, in granules, pellets, beads, flakes, chips and similar forms	593.871	5.746.512	627.798	6.721.805
39031990	Polystyrene, other than expansible, other than in dispersion, granules, pellets, beads, flakes, chips and similar forms	1.500.497	16.594.752	643.419	9.409.057
39032090	Styrene-acrylonitrile (SAN) copolymers, other than in aqueous and non-aqueous dispersion	-	54.925	-	53.866
39033040	Acrylonitrile-butadiene-styrene (ABS) copolymers, in aqueous dispersion	-	760.400	-	747.896
39033060	Acrylonitrile-butadiene-styrene (ABS) copolymers, in the form of granules	102	57.182	200	146.310
39033090	Acrylonitrile-butadiene-styrene (ABS) copolymers, oth than in aqueous and non-aqueous dispersionin, and the form of granules	2.090.998	17.570.689	874.439	11.787.893
39039030	Polymers of styrene, in primary forms, oth than polystrene, SAN, ABS, in dispersion	807.050	7.545.099	817.782	8.076.161
39039091	Polymers of styrene, in primary forms, oth than polystrene, SAN, ABS, other than in dispersion, impact resistant polymers of styrene, having notched izod impact at 23 oC less than 80 J/m	-	5	-	10
39039099	Polymers of styrene, in primary forms, oth than polystrene, SAN, ABS, other than in dispersion, oth than impact resistant polymers of styrene, having notched izod impact at 23 oC less than 80 J/m	1.912.661	16.545.397	2.742.443	24.318.201

Tabel 3 : Ekspor Indonesia menurut Komoditi (Kode HS 8 digit)

September 2022

Kode H S	Uraian golongan barang	Berat bersih (Kg)		Nilai F.O.B. (U S \$)	
		Bulan ini	Kumulatif	Bulan ini	Kumulatif
(1)	(2)	(3)	(4)	(5)	(6)
39041010	Poly(vinyl chloride), not mixed with any other substances, homopolymers, suspension type	28.771.840	221.283.720	24.484.497	257.864.180
39041091	Poly(vinyl chloride), not mixed with any other substances, oth thn homopolymers suspension type, in the form of granules	1.000	147.264	500	113.951
39041092	Poly(vinyl chloride), not mixed with any other substances, oth thn homopolymers suspension type, in the form of powder	-	10.586.002	-	15.213.230
39041099	Poly(vinyl chloride),not mixed with any oth substances,oth homopolymers suspension type,other than in the granules/powder form	1.253.073	29.850.784	899.729	32.312.052
39042190	Other poly(vinyl chloride), non-plasticised, in primary forms, in the form of other than granules and powder	-	393.462	-	294.606
39042210	Other poly(vinyl chloride), plasticised, in primary forms, in dispersion	-	4	-	11
39042220	Other poly(vinyl chloride), plasticised, in primary forms, in the form of granules	428.025	3.311.425	895.297	7.411.735
39042290	Other poly(vinyl chloride), plasticised, in primary forms, in the form of other than granules and powder	40.000	80.279	71.215	144.428
39043020	Vinyl chloride-vinyl acetate copolymers, in primary forms, in the form of powder	-	11.530	-	22.711
39043090	Vinyl chloride-vinyl acetate copolymers, in primary forms, other in the form of granules/powder	42	52.342	6.243	125.288
39044010	Other vinyl chloride copolymers, in primary forms, n.e.c. in heading 3904, in the form of granules	-	3.500	-	15.915
39044020	Other vinyl chloride copolymers, in primary forms, n.e.c. in heading 3904, in the form of powder	-	2.000	-	11.336
39044090	Other vinyl chloride copolymers, in primary forms, n.e.c. in heading 3904, in the form of other than granules and powder	-	511	-	2.640
39046190	Fluoro-polymers,polytetrafluoroethylene, in primary forms, other than in form of granules/powder	1.202	4.919	25.341	108.081
39046990	Fluoro-polymers, other than polytetrafluoroethylene, in primary forms, in the form other than dispersion, granules, and powder	305	4.569	16.573	270.682
39049090	Vinyl chloride, oth halogenated olefin polymers, n.e.c. in heading no. 3904, other thn in form of dispersion/granules/powder	1.222	43.028	7.983	38.067
39051200	Poly(vinyl acetate), in aqueous dispersion, in primary forms	63.085	1.428.280	142.853	2.562.993
39051910	Poly(vinyl acetate), other than in aqueous dispersion, in primary forms, in the form of liquids or pastes	6.400	10.400	5.574	9.214
39051990	Poly(vinyl acetate), other than in aqueous dispersion, in primary forms, other than in the form of liquids or pastes	-	33.860	-	83.219
39052100	Vinyl acetate copolymers, in aqueous dispersion, in primary forms	18.041	304.580	31.863	566.161
39052900	Vinyl acetate copolymers, other than in aqueous dispersion, in primary forms	30.002	150.011	63.751	326.292
39053010	Poly(vinyl alcohol), whether or not containing unhydrolysed acetate groups, in dispersion	-	13.248	-	17.511
39053090	Poly(vinyl alcohol), whether or not containing unhydrolysed acetate groups, other than in dispersion	-	18.540	-	44.136
39059110	Other vinyl polymers in primary forms, copolymers, in dispersion	-	63	-	5
39059190	Other vinyl polymers in primary forms, copolymers, other than in dispersion	-	23	-	1.118
39059990	Other vinyl polymers in primary forms, other than copolymers, other than in aqueos and non-aqueos dispersion	50.504	461.371	62.464	550.440
39061010	Acrylic polymers, poly(methyl methacrylate), in primary forms, in dispersion	485.500	3.709.866	542.650	4.566.043
39061090	Acrylic polymers, poly(methyl methacrylate), in primary forms, other than in dispersion	202.738	2.334.246	378.711	3.559.058

Tabel 3 : Ekspor Indonesia menurut Komoditi (Kode HS 8 digit)

September 2022

Kode H S	Uraian golongan barang	Berat bersih (Kg)		Nilai F.O.B. (U S \$)	
		Bulan ini	Kumulatif	Bulan ini	Kumulatif
(1)	(2)	(3)	(4)	(5)	(6)
39069020	Acrylic polymers, other than poly(methyl methacrylate), in primary forms, in dispersion	3.695.385	31.823.319	4.811.027	44.367.183
39069092	Acrylic polymers, other than poly(methyl methacrylate), in primary forms, other than in dispersion, sodium polyacrylate	1.908.842	14.574.422	3.236.060	22.214.384
39069099	Acrylic polymers, other than poly(methyl methacrylate), in primary forms, other than in dispersion, other than sodium polyacrylate	1.265.933	13.707.050	2.349.715	24.385.984
39071000	Polyacetals, in primary forms	29.000	834.190	46.725	978.161
39072100	Other polyethers, in primary forms, bis(poxyethylene) methylphosphonate	2.704	24.404	7.549	67.575
39072910	Other polyethers, in primary forms, other than bis(poxyethylene) methylphosphonate, polytetramethylene ether glycol	56.000	536.616	166.320	1.899.282
39072990	Other polyethers, in primary forms, other than bis(poxyethylene) methylphosphonate, other than polytetramethylene ether glycol	52	380.030	2	902.856
39073020	Epoxide resins, in primary forms, of a kind used for coating, in powder form	56.986	1.196.765	132.769	2.193.578
39073030	Epoxide resins, in primary forms, in the form of liquids or pastes	2.004	128.514	13.426	210.117
39073090	Epoxide resins, in primary forms, other than of a kind used for coating in powder form, other than in liquids/pastes form	58.582	547.068	195.479	1.977.985
39074000	Polycarbonates, in primary forms	946.359	10.741.377	715.380	10.631.318
39075010	Alkyd resins, in primary forms, in the form of liquids or pastes	366.440	4.430.605	596.847	8.176.960
39075090	Alkyd resins, in primary forms, other than in the form of liquids or pastes	353.974	4.246.876	667.703	8.367.487
39076100	Poly(ethylene terephthalate), in primary forms, having a viscosity of 78ml/g or higher	8.219.013	74.708.735	11.483.194	99.828.286
39076910	Poly(ethylene terephthalate), in primary forms, having a viscosity of less than 78ml/g, in the form granules	1.625.286	26.288.249	1.307.340	20.960.159
39076990	Poly(ethylene terephthalate), in primary forms, having a viscosity of less than 78ml/g, other than in the form granules	4.456.293	53.133.357	4.355.235	54.692.429
39079120	Polyesters, n.e.c. in heading no. 3907, unsaturated, in primary forms, granules and similar forms	-	408	-	8.320
39079130	Polyesters, n.e.c. in heading no. 3907, unsaturated, in primary forms, in the form of liquids or pastes	90.000	101.220	162.090	196.522
39079190	Polyesters, n.e.c. in heading no. 3907, unsaturated, in primary forms, other than granules and similar forms, other than in the form of liquids/pastes	170.335	586.546	336.070	1.210.337
39079940	Polyester, n.e.c. in heading no. 3907, saturated, in primary forms, of a kind used for coating, in powder form	42.424	182.341	208.211	886.552
39079990	Polyesters, n.e.c. in heading no. 3907, saturated, in primary forms, other than of a kind used for coating in powder form, thermoplastic liquid crystal aromatic polyester copolymers, and PBS	1.940.369	14.954.239	2.219.349	16.758.688
39081010	Polyamide-6, in primary forms	1.900.807	21.192.151	3.219.502	34.353.389
39081090	Polyamide-11, -12, -6,6, -6,9, -6,10 or -6,12, in primary forms	56.349	782.301	54.345	1.283.746
39089000	Polyamides, other than Polyamide-6, -11, -12, -6,6, -6,9, -6,10 or -6,12, in primary forms	213.902	738.526	73.353	1.292.658
39091010	Urea resins, thiourea resins, in primary forms, moulding compounds	-	198.063	-	174.064
39091090	Urea resins, thiourea resins, in primary forms, other than moulding compounds	1.079.100	5.682.175	1.020.759	5.947.505
39092010	Melamine resins, in primary forms, moulding compounds	8.760	151.888	45.576	481.633
39092090	Melamine resins, in primary forms, other than moulding compounds	63.940	1.551.516	145.701	3.250.180
39093110	Amino resin, poly(methylene phenyl isocyanate) (crude MDI, polymeric MDI), of a kind used for moulding	-	2	-	3
39093190	Amino resin, poly(methylene phenyl isocyanate) (crude MDI, polymeric MDI), other than of a kind used for moulding	-	82.505	-	272.859

Tabel 3 : Ekspor Indonesia menurut Komoditi (Kode HS 8 digit)

September 2022

Kode H S	Uraian golongan barang	Berat bersih (Kg)		Nilai F.O.B. (U S \$)	
		Bulan ini	Kumulatif	Bulan ini	Kumulatif
(1)	(2)	(3)	(4)	(5)	(6)
39093999	Amino resin, other than poly(methylene phenyl isocyanate) (crude MDI, polymeric MDI), other than moulding compounds, other than glyoxal monourein resin	2.944	29.094	3.091	40.346
39094010	Phenolic resins, in primary forms, moulding compounds other than phenol formaldehyde	2.831	25.849	19.955	171.219
39094090	Phenolic resins, in primary forms, other than moulding compounds other than phenol formaldehyde	386.578	4.268.244	1.002.334	9.885.956
39095000	Polyurethanes, in primary forms	372.548	3.151.161	1.093.587	8.936.531
39100020	Silicones, in primary forms, in dispersion and in solutions	103.782	605.045	256.483	1.452.707
39100090	Silicones, in primary forms, other than in dispersion and in solutions	83.398	2.775.830	247.468	10.380.446
39111000	Petroleum resins, coumarone, indene or coumarone-indene resins and polyterpenes, in primary forms	30	58.846	112	129.284
39119000	Polysulphides, polysulphones and oth products spec. in Note 3 this Chapter, not elsewhere specified/included,in primary forms	69.139	525.178	132.876	1.028.926
39121100	Cellulose acetates, non-plasticised, in primary forms	-	267	-	11.355
39121200	Cellulose acetates, plasticised, in primary forms	1.888	12.359	72.894	526.135
39122019	Cellulose nitrates (including collodions),in primary forms, non-plasticised,oth water-based semi-finished nitrocellulose and alcohol-damped nitrocellulose	226.598	1.497.137	606.861	3.852.390
39123100	Cellulose ethers, carboxymethylcellulose and its salts, in primary forms	24.975	163.601	118.443	744.610
39123900	Cellulose ethers, in primary forms, other than carboxymethylcellulose and its salts	1.606	50.068	21.765	530.509
39129020	Cellulose and its chemical derivatives, in primary forms, other than cellulose acetates and cellulose nitrates, in the form of granules	-	2.400	-	40.741
39129090	Cellulose and its chemical derivatives, in primary forms, other than cellulose acetates and cellulose nitrates, other than in the form of granules	8.960	33.881	72.893	229.127
39131000	Alginic acid, its salts and esters, in primary forms	9	957	60	3.579
39139010	Hardened proteins, in primary forms	-	427	-	751
39139030	Starch-based polymers, in primary forms	45.302	136.806	147.454	400.181
39139090	Natural polymers & modified natural polymers, in primary forms, other than HS 39131000-39139030	353.960	1.008.807	1.993.935	7.906.859
39140000	Ion-exchangers based on polymers of heading no. 3901 to 3913, in primary forms	10.395	10.901	75.665	77.195
39151010	Waste, parings and scrap, of polymers of ethylene, of non-rigid cellular products	-	1.080	-	11
39151090	Waste, parings & scrap, of polymers of ethylene, other than of non-rigid cellular products	632.588	3.312.948	327.074	2.108.312
39152090	Waste, parings & scrap, of polymers of styrene, other than of non-rigid cellular products	-	2	-	4
39153090	Waste, parings & scrap, of polymers of vinyl chloride, other than of non-rigid cellular products	-	588.000	-	314.545
39159010	Waste, parings & scrap, of poly(ethylene terephthalate)	1.311.463	8.883.219	1.051.807	8.217.253
39159020	Waste, parings & scrap, of polypropylene	-	16.251	-	6.601
39159030	Waste, parings & scrap, of polycarbonate	40.234	226.661	17.067	106.579
39159090	Waste, parings & scrap, of other HS 39159010-39159050	521.317	15.128.583	532.510	11.599.453
39161010	Monofilament, whether or not surface-worked but not otherwise worked, of polymers of ethylene	107	18.254	1.114	75.137
39161020	Rods, sticks and profile shapes, whether or not surface-worked but not otherwise worked, of polymers of ethylene	14.049	319.997	64.927	1.333.658
39162010	Monofilament, whether or not surface-worked but not otherwise worked, of polymers of vinyl chloride	39.981	325.309	171.415	1.316.534
39162020	Rods, sticks & profile shapes, whether or not surface-worked but not otherwise worked, of polymers of vinyl chloride	1.388	22.811	8.091	196.297
39169011	Monofilament of which any cross-sectional dimension exceeds 1 mm, rods, sticks and profile shapes, whether or not surface-worked but not otherwise worked, of polypropylene	662.605	3.793.420	1.489.545	9.081.463

Tabel 3 : Ekspor Indonesia menurut Komoditi (Kode HS 8 digit)

September 2022

Kode H S	Uraian golongan barang	Berat bersih (Kg)		Nilai F.O.B. (U S \$)	
		Bulan ini	Kumulatif	Bulan ini	Kumulatif
(1)	(2)	(3)	(4)	(5)	(6)
39169012	Monofilament of which any cross-sectional dimension exceeds 1 mm, rods, sticks and profile shapes, whether or not surface-worked but not otherwise worked, of polystyrene	-	1.832.452	-	4.333.804
39169019	Monofilament of which any cross-sectional dimension exceeds 1 mm, rods, sticks and profile shapes, whether or not surface-worked but not otherwise worked, of other than polypropylene and polystyrene	1	4	4	47
39169029	Monofilament, rods, sticks and profile shapes, whether/not surface-worked but not otherwise worked, of other condensation/rearrangement polymerisation products	-	1.954	-	13.320
39169040	Monofilament, rods, sticks and profile shapes, of hardened proteins	37.254	145.524	253.684	1.252.688
39169050	Monofilament, rods, sticks and profile shapes, of vulcanised fibre	-	342	-	3.481
39169060	Monofilament, rods, sticks and profile shapes, of chemical derivatives of natural rubber	103	250	11.575	37.018
39169091	Monofilament of which any cross-sectional dimension >1mm, of plastics, other than HS 39161010-39169080	5.976	52.861	19.603	174.940
39169092	Rods, sticks & profile shapes, of plastics, other than HS 39161020-39169080	1	58.480	10	300.473
39171010	Artificial guts (sausage casings) of hardened protein	600	1.166	243	2.686
39171090	Artificial guts (sausage casings) of cellulosic materials	10.033	122.175	66.811	650.402
39172100	Tubes, pipes and hoses, rigid, of polymers of ethylene	15.719	473.328	47.830	1.318.170
39172200	Tubes, pipes and hoses, rigid, of polymers of propylene	450.018	4.318.948	1.932.098	18.284.498
39172300	Tubes, pipes and hoses, rigid, of polymers of vinyl chloride	9.052	95.582	23.357	318.174
39172911	Tubes, pipes and hoses, rigid, further worked than merely surface worked, of other addition polymerisation products	601	100.497	2.947	204.940
39172919	Tubes, pipes and hoses, rigid, further worked than merely surface worked, other than HS 39172911-39172912	176.666	1.085.094	391.914	2.453.853
39172922	Tubes, pipes and hoses, rigid, other than further worked than merely surface worked, of phenolic resins	2	675	246	1.418
39172924	Tubes, pipes & hoses, rigid, oth further worked, of cellulose nitrate/acetates & oth chem deriv of cellulose, plasticised, vulc fibre	-	5	-	10
39172925	Tubes, pipes & hoses, rigid, oth further worked thn merely surface worked, of oth condensation/rearrangement polymerisation prod.	-	0	-	1.072
39172929	Tubes, pipes & hoses, rigid, oth further worked thn merely surface worked, oth HS 39172921-39172925	8.801	129.689	66.579	611.579
39173111	Flexible tube, pipe & hose, min burst pressure 27.6Mpa, further worked thn merely surface worked, of addition polymerisation products	-	478	-	880
39173119	Flexible tube, pipe & hose, min burst pressure 27.6 Mpa, further worked thn merely surface worked, other than HS 39173111-39173112	608	5.929	45.008	296.878
39173129	Flexible tubes, pipe & hose, min burst pressure 27.6 Mpa, oth further worked thn merely surface worked, oth HS 39173121-39173125	5	2.685	100	48.103
39173210	Sausage or ham casings, not reinforced or otherwise combined with other materials, without fittings	1.050	1.361	2.152	7.705
39173220	Thermoplastic hoses for gas stove, not reinforced or otherwise combined with other materials, without fittings	-	68	-	1.210
39173291	Tubes, pipe & hose, other than HS 39173100, without fittings, further worked than merely surface-worked, of addition polymerisation products	580	15.901	37.011	400.591
39173292	Tubes, pipe & hose, other than HS 39173100, without fittings, further worked than merely surface-worked, of oth than addition polymerisation products	483	16.989	2.114	68.923
39173299	Tubes, pipe & hose, oth than HS 39173100, without fittings, not further worked than merely surface-worked, other than HS 39173293-39173295	19.096	219.619	151.668	1.260.898

Tabel 3 : Ekspor Indonesia menurut Komoditi (Kode HS 8 digit)

September 2022

Kode H S	Uraian golongan barang	Berat bersih (Kg)		Nilai F.O.B. (U S \$)	
		Bulan ini	Kumulatif	Bulan ini	Kumulatif
(1)	(2)	(3)	(4)	(5)	(6)
39173310	Tubes, pipe & hose, oth than HS 39173100, with fittings, further worked than merely surface-worked	11.589	77.525	114.783	711.305
39173390	Tubes, pipe & hose, oth than HS 39173100, with fittings, other than further worked than merely surface-worked	8.600	64.027	96.777	705.858
39173912	Tubes, pipe & hose, oth than HS 39173100-39173300, further worked than merely surface-worked, of phenolic resins or amino resins, of chemical derivatives of natural rubber	-	6	-	65
39173919	Tubes, pipe & hose, oth than HS 39173100-39173300, further worked than merely surface-worked, other than 39173911-39173912	10.325	102.167	89.460	1.682.492
39173993	Tubes, pipe & hose, oth than HS 39173100-39173300, other than further worked than merely surface-worked, of other condensation or rearrangement polymerisation products	-	675	-	2.823
39173994	Tubes, pipe & hose, oth than HS 39173100-39173300, oth than further worked than merely surface-worked, of cellulose nitrate, cellulose acetates and other chemical derivatives of cellulose, plasticised	-	2	-	2
39173999	Tubes, pipe & hose, oth than HS 39173100-39173300, other than further worked than merely surface-worked, other than 39173991-39173994	1.464	58.190	14.344	1.036.063
39174000	Fittings (e.g. joints, elbows, flanges), of plastics	387.701	3.355.194	1.479.825	12.236.219
39181011	Floor coverings, of polymers of vinyl chloride, whether or not self-adhesive, in the form of tiles	1.807	1.931	1.265	1.769
39181019	Floor coverings, of polymers of vinyl chloride, whether or not self-adhesive, in rolls	6.511	15.452	127.989	181.544
39181090	Floor coverings, of polymers of vinyl chloride, whether or not self-adhesive, in other than the form of tiles and rolls	292	324.795	1.491	378.112
39189011	Floor coverings, of polyethylene, whether or not self-adhesive, in the form of tiles	1	1	2	2
39189013	Floor coverings, of polyethylene, whether or not self-adhesive, in the form of other than tiles	-	2.544	-	2.688
39189019	Floor coverings, of other plastics other than HS 39189011-39189016	6.116	80.152	29.063	210.439
39189099	Wall or ceiling coverings of plastic, of vulcanised fibre	188.250	1.567.412	342.622	4.157.123
39191010	Self-adhesive plates, sheets, film, foil, tape, strip and other flat shapes, of polymers of vinyl chloride, in rolls of a width ≤ 20 cm	1.114	18.445	3.431	118.349
39191020	Self-adhesive plates, sheets, film, foil, tape, strip and other flat shapes, of polyethylene, in rolls of a width ≤ 20 cm	349.115	2.456.776	126.466	2.719.861
39191091	Self-adhesive plates, sheets, film, foil, tape, strip and other flat shapes, of hardened protein or chemical derivatives of natural rubber, in rolls of a width ≤ 20 cm	302	4.521	13.467	134.699
39191092	Self-adhesive plates, sheets, film, foil, tape, strip and other flat shapes, of addition polymerisation products, in rolls of a width ≤ 20 cm	-	0	-	11
39191099	Self-adhesive plates, sheets, film, foil, tape, strip and other flat shapes, in rolls of a width ≤ 20 cm, other than HS 39191091-39191092	995.921	13.021.508	2.930.026	44.256.229
39199010	Self-adhesive plates, sheets, film, foil, tape, strip and other flat shapes, of polymers of vinyl chloride, in rolls of a width > 20 cm	16.108	116.921	164.297	939.100
39199020	Self-adhesive plates, sheets, film, foil, tape, strip and other flat shapes, of hardened protein, in rolls of a width > 20 cm	-	165	-	638
39199091	Self-adhesive plates, sheets, film, foil, tape, strip and other flat shapes, of chemical derivatives of natural rubber, in rolls of a width > 20 cm	771	36.208	15.866	227.147
39199092	Self-adhesive plates, sheets, film, foil, tape, strip and other flat shapes, of addition polymerisation products, in rolls of a width > 20 cm	1.520	15.982	6.739	72.028

Tabel 3 : Ekspor Indonesia menurut Komoditi (Kode HS 8 digit)

September 2022

Kode H S	Uraian golongan barang	Berat bersih (Kg)		Nilai F.O.B. (U S \$)	
		Bulan ini	Kumulatif	Bulan ini	Kumulatif
(1)	(2)	(3)	(4)	(5)	(6)
39199099	Self-adhesive plates, sheets, film, foil, tape, strip and other flat shapes, in rolls of a width > 20 cm, other than HS 39199091-39199092	87.512	917.981	509.797	5.161.871
39201011	Plates and sheets, of polymers of ethylene, non-cellular and not reinforced, laminated, supported or similarly combined with other materials, rigid	19.676	36.968	15.036	19.313
39201019	Plates and sheets, of polymers of ethylene, non-cellular and not reinforced, laminated, supported or similarly combined with other materials, other than rigid	2.460.085	27.615.098	4.486.014	55.113.000
39201090	Film, foil and strip, of polymers of ethylene	966.417	7.029.364	1.935.532	15.605.991
39202010	Plastics, biaxially oriented polypropylene film, of polymers propylene, non-cellular & not reinforced	5.994.290	50.221.600	14.269.060	131.743.827
39202091	Plastics, plate & sheet, other than biaxially oriented polypropylene film, of polymers propylene, non-cellular & not reinforced	835.577	7.886.091	1.763.953	17.470.996
39202099	Plastics, film, foil & strip, other than biaxially oriented polypropylene film, of polymer propylene, non-cellular & not reinforced	1.023.250	9.142.507	1.829.085	18.411.022
39203020	Plastics, of polymers of styrene, acrylonitrile butadiene styrene (ABS) sheets used in the manufacture of refrigerators	165.082	1.017.511	492.522	3.296.127
39203091	Plastics, plate & sheets of polymer styrene, acrylonitrile butadiene styrene sheet used manufacture of refrigerators, rigid	3.330	73.742	58.584	630.004
39203092	Plastics, plate & sheets of polymer styrene, acrylonitrile butadiene styrene sheet used manufacture of refrigerator, other than rigid	73	549	99	325
39203099	Plastics, film, foil & strip of polymer styrene, acrylonitrile butadiene styrene sheet used manufactur refrigerator	61.044	388.462	212.395	2.355.445
39204310	Plastics, plates & sheets, of polymers of vinyl chloride, containing by weight not less than 6% of plasticisers	8.564	82.763	36.714	372.254
39204390	Plastics, film, foil & strip, of polymers of vinyl chloride, containing by weight not less than 6% of plasticisers	131.782	700.792	485.792	2.406.273
39204900	Plastics, of polymers of vinyl chloride, containing by weight more than 6% of plasticisers	133.949	828.259	424.087	2.448.740
39205111	Plastics, plates & sheets of acrylic polymers, of polymethyl methacrylate, rigid	678.230	6.803.484	1.832.634	18.273.894
39205119	Plastics, plates & sheets of acrylic polymers, of polymethyl methacrylate, other than rigid	1.560.105	15.012.621	4.827.325	47.951.763
39205190	Plastics, film, foil and strip, of acrylic polymers, of polymethyl methacrylate	-	2	-	175
39205911	Plastics, plates & sheets of acrylic polymers (excluding polymethyl methacrylate), rigid	42.006	58.170	174.458	366.366
39205919	Plastics, plates & sheets of acrylic polymers (excluding polymethyl methacrylate), other than rigid	-	413	-	3.180
39205990	Plastics, film, foil and strip of acrylic polymers (excluding polymethyl methacrylate)	1.039	4.980	7.809	26.348
39206110	Plastics, plates & sheets, of polycarbonates, non-cellular & not reinforced, laminate, support/combined with other materials	167.401	2.674.135	826.223	11.877.216
39206190	Plastics, film, foil and strip, of polycarbonates, non-cellular & not reinforced, laminate, support/combine with oth materials	282.209	502.909	337.323	660.862
39206210	Plastics, plate & sheet, of poly(ethylene terephthalate), non-cellular & not reinforce, laminate, support/combine oth material	1.452.324	18.107.451	3.945.972	52.912.146
39206291	Plastics, of poly(ethylene terephthalate), solar protection film	-	1.476	-	14.641
39206299	Plastics, of poly(ethylene terephthalate), other than solar protection film	3.133.198	33.747.080	8.653.958	84.393.037
39206390	Plastics, film, foil & strip, of unsaturated polyesters, non-cellular & not reinforce, laminate, support/combine oth material	-	0	-	1

Tabel 3 : Ekspor Indonesia menurut Komoditi (Kode HS 8 digit)

September 2022

Kode H S	Uraian golongan barang	Berat bersih (Kg)		Nilai F.O.B. (U S \$)	
		Bulan ini	Kumulatif	Bulan ini	Kumulatif
(1)	(2)	(3)	(4)	(5)	(6)
39206910	Plastics,plates & sheets,of other polyesters,non-cellular & not reinforced,laminated,supported/combined oth material	61.542	451.384	137.546	919.111
39206990	Plastics, film,foil & strip,of other polyesters,non-cellular & not reinforced,laminated,supported/combined oth material	416.425	7.404.424	1.548.054	20.435.230
39207110	Plastics, plates, sheets, film, foil and strip (not self-adhesive), of regenerated cellulose, cellophane film	-	1	-	1
39207191	Plastics, plates, sheets, film, foil and strip (not self-adhesive), of regenerated cellulose, printed sheets	-	300	-	4.717
39207199	Plastics, plates, sheets, film, foil and strip (not self-adhesive), of regenerated cellulose, other than printed sheets	-	23	-	37
39207910	Plastics, plates, sheets, film, foil and strip (not self-adhesive), of nitrocellulose (gun cotton)	-	95	-	72
39207999	Plastics, film,foil&strip other than nitrocellulose(gun cotton) & vulcanised fibre,laminated,supported/combined oth material	-	8	-	49
39209110	Plastics, film of a kind used in safety glass,thickness >0.38mm but≤ 0.76mm, & of a width ≤2 m, of poly(vinyl butyral)	241	866	60	2.035
39209191	Plastics, plate&sheet,film unused in safety glass, thickness >0.38mm but ≤ 0.76mm, & width ≤2 m, of poly(vinyl butyral)	-	80.400	-	15.940
39209199	Plastics, foil&strip, film unused in safety glass, thickness >0.38mm but ≤ 0.76mm, & width≤2 m, of poly(vinyl butyral)	27.005	80.288	22.199	184.028
39209210	Plastics,plates,sheets,film,foil&strip,of polyamide-6,non-cellular¬ reinforce,laminate,support/combine oth materials	988.770	10.856.174	3.828.793	42.352.666
39209291	Plastics,plates&sheets, other than of polyamide-6,non-cellular & not reinforced, laminated,support/combine oth materials	-	352	-	24.827
39209299	Plastics, film,foil&strip,other than of polyamide-6,non-cellular¬ reinforced, laminated,support/combine oth materials	76	438	437	464
39209499	Plastics, film,foil & strip, other than phenol formaldehyde sheets,laminated,supported/combined with oth material	-	1	-	3
39209910	Plastic;plate,sheet,film,foil & strip,of plastic n.e.c. heading 3920,of hardened protein;chemical derivative natural rubber	-	76	-	3.444
39209921	Plastics, plates & sheets, of plastics n.e.c. in heading 3920, of addition polymerisation products	-	3.043	-	12.768
39209929	Plastics, film, foil & strip, of plastics n.e.c. in heading 3920, of addition polymerisation products	-	14.762	-	19.667
39209939	Plastics, film, foil & strip, of plastics n.e.c. in heading 3920, of condensation or rearrangement polymerisation products	-	157	-	4.618
39209990	Plastics, of plastics n.e.c. in heading 3920, laminated, supported/combine oth material, other than HS 39201011-39209939	16.457	57.791	68.387	205.801
39211129	Other plates, sheets, film, foil and strip, of plastics, Cellular, Of polymers of styrene :Rigid : of condensation or rearrangement polymerisation products, plates and sheets	60	1.422	90	1.283
39211191	Plastics, plates & sheets, of polymers of styrene, cellular, not rigid	63	6.710	198	43.973
39211192	Plastics, film, of polymers of styrene, cellular, not rigid	293	13.496	240	34.285
39211199	Plastics, foil and strip, of polymers of styrene, cellular, not rigid	55	20.530	224	54.252
39211200	Plastics, plates, sheets, film, foil and strip, of polymers of vinyl chloride, cellular	16.425	307.101	97.909	1.315.784
39211311	Plastics, plates & sheets, of polyurethanes: of styrene, cellular, rigid	1.405	12.619	25.571	241.040
39211319	Plastics, plates & sheets, of polyurethanes: of styrene, cellular, not rigid	4.333	127.348	37.309	1.001.424
39211391	Plastics, plates & sheets, of polyurethanes, cellular, not rigid	25.421	178.767	305.373	2.373.892

Tabel 3 : Ekspor Indonesia menurut Komoditi (Kode HS 8 digit)

September 2022

Kode H S	Uraian golongan barang	Berat bersih (Kg)		Nilai F.O.B. (U S \$)	
		Bulan ini	Kumulatif	Bulan ini	Kumulatif
(1)	(2)	(3)	(4)	(5)	(6)
39211392	Plastics, film, of polyurethanes, cellular, not rigid	635	8.704	5.002	53.032
39211399	Plastics, foil and strip, of polyurethanes, cellular, not rigid	31.197	329.625	360.407	3.701.473
39211491	Plastics, plates & sheets, of regenerated cellulose, cellular, not rigid	-	3	-	0
39211492	Plastics, film, of regenerated cellulose, cellular, not rigid	-	2.976	-	57.563
39211499	Plastics, foil and strip, of regenerated cellulose, cellular, not rigid	-	2	-	5
39211911	Other plates, sheets, film, foil and strip, of plastics, cellular : of other plastics : plates and sheets of addition polymerisation products, other of polypropylene	29.199	31.019	38.428	82.733
39211912	Other plates, sheets, film, foil and strip, of plastics, Cellular , of other plastics, plates and sheets of addition polymerisation products , other of polyethylene	14	7.012	60	97.370
39211919	Other plates, sheets, film, foil and strip, of plastics, cellular , of other plastics, plates and sheets of addition polymerisation products , other than other	181	2.098	185	12.061
39211931	Plates and sheets of condensation or rearrangement polymerisation products of polycarbonates	-	1.700	-	128
39211940	Plates and sheets of cellulose or its chemical derivatives, or of vulcanised fibre	4	5	34	36
39211969	Film and foil, other than of nitrocellulose (gun-cotton) and hardened proteins, of chemical derivatives of natural rubber	-	557.696	-	1.856.708
39211999	Strip, other than of nitrocellulose (gun-cotton) and hardened proteins, of chemical derivatives of natural rubber	1.322.397	8.743.050	4.635.002	30.257.898
39219010	Plastics, plates, sheets, film, foil and strip, other than cellular, of vulcanised fibre	407	19.063	9.976	126.729
39219020	Plastics, plates, sheets, film, foil and strip, other than cellular, of hardened proteins	29.951	472.733	51.712	1.512.898
39219030	Plastics, plates, sheets, film, foil and strip, other than cellular, of chemical derivatives of natural rubber	-	116	-	1.034
39219041	Plastics, plates & sheets, other than cellular, of condensation or rearrangement polymerisation products	27.127	129.378	94.132	478.518
39219042	Plastics, film, other than cellular, of condensation or rearrangement polymerisation products	20	411	621	729
39219043	Plastics; textile laminated strip, other than cellular, of condensation or rearrangement polymerisation products	1.507	1.509	62	86
39219049	Plastics, foil & strip, other than cellular, of condensation or rearrangement polymerisation products	10	2.787	30	15.828
39219060	Plastics, plates, sheets, film, foil and strip, other than cellular, of other cellulose or its chemical derivatives	5	8	1	28
39219070	Plastics, plates, sheets, film, foil and strip, other than cellular, of additional polymerisation products	17.243	56.359	764	28.127
39219090	Plastics, plates, sheets, film, foil and strip, other than cellular, of other than HS 39219010-39219060	1.926.419	17.248.690	7.014.920	56.605.095
39221011	Bathtubs having rectangular or oblong interior shape of plastics	2	1.127	76	23.453
39221019	Plastics, baths, other than bathtubs having rectangular or oblong interior shape	4.500	33.900	31.315	239.814
39221090	Baths, shower-baths, sinks and wash-basins, other than bathtubs having rectangular or oblong interior shape of plastics	21.674	120.221	51.745	557.567
39222000	Lavatory seats and covers	12.843	85.134	176.783	1.023.263
39229012	Lavatory pans, flushing cisterns and urinals , flushing cisterns equipped with their mechanisms	216	19.789	753	14.753
39229019	Lavatory pans, flushing cisterns and urinals, other than parts and flushing cisterns equipped with their mechanisms	1.050	43.802	1.407	35.201
39229090	Plastics, bidets, lavatory pans, flushing cisterns and similar sanitary ware n.e.c. in heading no. 3922	5.102	30.865	17.244	156.603
39231010	Plastics, cases for film, tape and optical discs, for the conveyance or packing of goods	322.832	2.771.053	1.872.324	16.581.059

Tabel 3 : Ekspor Indonesia menurut Komoditi (Kode HS 8 digit)

September 2022

Kode H S	Uraian golongan barang	Berat bersih (Kg)		Nilai F.O.B. (U S \$)	
		Bulan ini	Kumulatif	Bulan ini	Kumulatif
(1)	(2)	(3)	(4)	(5)	(6)
39231020	Plastics, other of specially shaped or fitted for the conveyance or packing of semiconductor wafers, masks or reticles , for the conveyance or packing of goods	-	314	-	727
39231090	Plastics, boxes, crates and similar articles, for the conveyance or packing of goods	438.771	3.682.526	3.332.791	30.068.461
39232111	Ethylene polymer; aseptic bag reinforced with aluminium foil,width >315 mm and length >410mm, incorporating a sealed gland	391.512	3.059.349	500.619	4.385.590
39232119	Ethylene polymer;aseptic bag reinforced with aluminium foil,width ≤315 mm& length ≤410mm,incorporating a sealed gland	2.091.313	20.107.139	3.783.047	37.538.512
39232191	Ethylene polymer;aseptic bag not reinforced with aluminium foil,width>315 mm and length>410mm, incorporating a sealed gland	22.918	409.538	155.774	2.216.010
39232199	Ethylene polymer;aseptic bag not reinforced with aluminium foil,width ≤315 mm and length≤ 410mm, incorporating sealed gland	5.306.719	48.904.078	8.356.093	81.601.410
39232910	Ethylene polymer; aseptic bags reinforced/not with aluminium foil,width>315 mm and length>410 mm,incorporating a sealed gland	32.654	115.207	53.532	224.251
39232990	Ethylene polymer;aseptic bags reinforced/not with aluminium foil,width ≤315 mm & length ≤410 mm,incorporat a sealed gland	498.431	5.712.609	1.753.935	16.076.623
39233020	Plastic, carboy,bottle,flask and similiar,multilayer fibreglas reinforce container,for compress/liquefied gas;for conveyance/pack	365	1.456	1.177	8.655
39233090	Plastic;carboy,bottle,flask and similiar,other than multilayer fibreglass containers,for compress/liquefied gas;for conveyance/packing	311.816	1.907.330	1.877.556	12.970.565
39234010	Spools, cops, bobbins and similar supports, suitable for use with the machines of heading 8444, 8445 or 8448	-	54.694	-	111.530
39234090	Spools, cops, bobbins and similar supports, not for use with the machines of heading 8444, 8445 or 8448	56.435	615.774	203.382	2.557.135
39235000	Spools, cops, bobbins & similar supports, stoppers, lids, caps and other closures, for the conveyance or packing of goods	233.132	1.860.765	1.808.431	15.025.245
39239010	Spools, cops, bobbins and similar supports, toothpaste tubes	17.016	124.358	125.460	810.055
39239090	Spools, cops, bobbins and similar supports, other than toothpaste tubes	3.019.523	20.976.703	14.597.182	88.281.545
39241010	Plastics, tableware and kitchenware, of melamine	42.737	427.338	89.487	1.126.708
39241091	Plastics, tableware and kitchenware, other of melamine, baby feeding bottles	165.584	909.026	2.268.062	12.824.762
39241099	Plastics, tableware and kitchenware, other of melamine, other than baby feeding bottles	434.617	4.179.965	1.392.464	20.711.588
39249010	Plastics, household articles and hygienic or toilet articles, bed pans, urinals (portable type) /chamber-potss	-	4.278	-	28.909
39249020	Plastics, household articles and hygienic/toilet articles nipple former, breastshells, nipple shields, hand expression funnel	6	27	297	413
39249030	Plastics, household articles and hygienic or toilet articles supplementary feeding system for babies	120	1.118	3.345	34.935
39249090	Plastics, household articles and hygienic or toilet articles n.e.c. in heading no. 3924	404.684	3.969.137	3.992.193	28.723.726
39251000	Plastics, reservoirs, tanks, vats and similar containers, of a capacity exceeding 300 l	20.176	289.673	101.509	1.001.057
39252000	Plastics, doors, windows and their frames and thresholds for doors	22.104	172.040	34.328	344.003
39253000	Plastics, shutters, blinds (including Venetian blinds) and similar articles and parts thereof	31.167	356.849	266.058	3.108.682
39259000	Plastics, builders' ware, n.e.c. or included in heading no. 3925	177.116	1.269.034	789.372	5.601.386

Tabel 3 : Ekspor Indonesia menurut Komoditi (Kode HS 8 digit)

September 2022

Kode H S	Uraian golongan barang	Berat bersih (Kg)		Nilai F.O.B. (U S \$)	
		Bulan ini	Kumulatif	Bulan ini	Kumulatif
(1)	(2)	(3)	(4)	(5)	(6)
39261000	Plastics, office or school supplies	432.410	3.407.900	1.732.235	12.949.938
39262010	Plastics, glove, aprons, babies' bibs	10.431	82.990	529.552	4.054.798
39262020	Plastics, shoulder pads or shields	14	35	127	199
39262030	Plastics, other padding for articles of apparel or clothing accessories	5.141	40.970	12.842	108.477
39262060	Plastics, articles of apparel used for protection from chemical substances, radiation or fire	-	858	-	19.042
39262090	Plastics, articles of clothing accessories (including gloves, mittens & mitts)	188.249	934.479	1.166.946	11.479.377
39263000	Plastics, fittings for furniture, coachwork or the like	23.849	471.690	354.898	3.424.673
39264000	Plastics, statuettes and other ornamental articles	116.234	695.490	600.246	4.321.802
39269010	Plastics, floats for fishing nets	7.910	28.154	24.751	183.717
39269020	Plastics, fans and handscreens, frames and handles therefor, and parts thereof	33.122	145.295	120.621	637.709
39269032	Plastics, hygienic, medical and surgical articles, plastic moulds with denture imprints	0	542	15	3.538
39269039	Plastics, hygienic, medical and surgical articles, other than plastic moulds with denture imprints	69.987	626.450	689.028	20.980.924
39269041	Plastics, safety and protective devices, police shields	41	199	24	773
39269042	Plastics, safety and protective devices, protective masks for use in welding and similar work	-	13.349	-	48.732
39269044	Plastics, safety and protective devices, life saving cushions for the protection of persons falling from heights	-	60	-	1.183
39269049	Plastics, safety and protective devices, other than HS 39269041 - 39269044	19.517	177.759	147.290	1.895.628
39269053	Plastics, articles for industrial uses, transmission or conveyor belts or belting	1.923	16.130	47.642	446.907
39269055	Plastics, articles for industrial uses, plastic J-hooks or bunch blocks for detonators	-	735	-	5.696
39269059	Plastics, articles for industrial uses, other than HS 39269053 - 39269055	290.498	2.466.448	3.553.521	30.231.158
39269060	Plastics, poultry feeders	2.286	16.276	9.730	83.181
39269081	Plastics, shoe lasts	2.350	32.626	43.322	506.995
39269082	Plastics, prayer beads	102	1.382	1.159	26.082
39269089	Plastics, cards for jewellery or small objects of personal adornment	45.045	246.892	169.632	1.185.286
39269091	Plastics, of a kind used for grain storage	-	2	-	66
39269092	Plastics, empty capsules of a kind suitable for pharmaceutical use	21	125	26	4.143
39269093	Plastics, bucles, adjusters, hooks and cord stoppers	91	125.432	1.166	1.306.207
39269099	Plastics, n.e.c. in heading no. 3923	726.926	7.542.939	5.238.653	51.374.455
40011011	Centrifuged concentrate natural rubber latex, exceeding 0.5% by volume of ammonia content	586.500	2.011.000	616.970	3.187.960
40011019	Non-centrifuged concentrate natural rubber latex, exceeding 0.5% by volume of ammonia content	8	203	75	21.155
40011029	Non-centrifuged concentrate natural rubber latex, not exceeding 0.5 % by volume of ammonia content	-	101	-	792
40012110	Natural rubber in smoked sheets, RSS Grade 1	2.973.712	36.546.573	5.397.948	73.176.951
40012150	Natural rubber in smoked sheets, RSS Grade 5	-	11.865	-	16.405
40012190	Natural rubber in smoked sheets, other than RSS Grade 1 to 5	1	16	1	23
40012210	Technically specified natural rubber (TSNR) 10	13.272.840	101.645.476	22.196.301	182.030.198
40012220	Technically specified natural rubber (TSNR) 20	137.441.706	1.488.399.132	232.523.947	2.672.375.255
40012230	Technically specified natural rubber (TSNR) L	120.960	846.720	232.848	1.748.880
40012240	Technically specified natural rubber (TSNR) CV	564.480	4.536.000	885.084	8.811.714
40012290	Technically specified natural rubber (TSNR) other than TSNR 10, 20, L, CV, GP and 5	5	77	7	52
40012999	Natural rubber, other than in primary forms	-	200	-	2.534
40013020	Balata, guttapercha, guayule, chicle & similar natural gums in primary forms	-	18.000	-	162.000
40013090	Balata, guttapercha, guayule, chicle and similar natural gums not in primary forms	41.943	216.763	143.081	885.791

Tabel 3 : Ekspor Indonesia menurut Komoditi (Kode HS 8 digit)

September 2022

Kode H S	Uraian golongan barang	Berat bersih (Kg)		Nilai F.O.B. (U S \$)	
		Bulan ini	Kumulatif	Bulan ini	Kumulatif
(1)	(2)	(3)	(4)	(5)	(6)
40021100	Styrene-butadiene rubber (SBR), carboxilated styrene-butadiene rubber (XSBR), in latex form	3.044.478	31.929.242	2.762.295	29.900.122
40021910	SBR, XSBR other than latex, in primary forms or in vulcanised, uncompound plates, sheets, or strips	123.172	153.393	215.419	586.576
40021990	SBR, XSBR, other than latex, other than in primary forms or in vulcanised, uncompound plates, sheets, or strips	2.832.262	22.369.532	6.442.996	54.212.133
40022090	Synthetic rubber, Butadiene rubber (BR) other than in primary forms	4.972.851	39.039.003	11.364.358	83.945.677
40023190	Isobutene-isoprene (butyl) rubber (IIR), other than unvulcanised, uncompound plates, sheets or strip	2	10	6	299
40024100	Chloroprene (chlorobutadiene) rubber(CR) , in latex form	-	1.354	-	6.699
40024990	Chloroprene (chlorobutadiene) rubber(CR) other than latex, other than in primary forms	4	7.604	31	3.845
40025990	Acrylonitrile-butadiene rubber (NBR) other than latex, other than in primary forms	-	9	-	1.084
40026010	Isoprene rubber (IR) in primary forms	-	19	-	615
40026090	Isoprene rubber (IR) other than in primary forms	1.949	13.869	44.363	317.940
40027010	Ethylene-propylene-non-conjugated diene rubber (EPDM), in primary forms	485	738	1.324	2.593
40027090	Ethylene-propylene-non-conjugated diene rubber (EPDM), other than in primary forms	26	130	199	979
40028010	Mixture of natural rubber latex with syntetic rubber latex	201.600	4.152.972	302.063	7.484.904
40028090	Mixtures of product of 4001 with product of 4002 other than mixture of natural rubber latex with syntetic rubber latex	1.128.985	10.987.345	1.877.345	20.073.337
40029100	Other than Synthetic rubber, latex	14	14	27	27
40029990	Other than synthetic rubber: other than latex, other epoxidised, other than in primary forms or in unvulcanised, uncompound plates, sheets or strip	6.725	9.316	371.801	446.316
40030000	Reclaimed rubber in primary forms or in plates, sheets or strip	817.707	8.145.065	543.010	5.248.295
40040000	Waste, parings and scrap of rubber (other than hard rubber) and powders and granules obtained therefrom	405.000	2.515.579	98.313	641.455
40051010	Compounded of natural gums with carbon black or silica, unvulcanised, in primary forms or in plates, sheets or strip	1.410.766	14.562.684	4.503.771	46.125.535
40051090	Compounded rubber, oth than natural gums with carbon black/silica, unvulcanised, in primary forms/in plates,sheets/strip	390.806	4.080.759	839.626	8.060.652
40052000	Compounded rubber, unvulcanised, solutions, dispersions other than those of subheading 400510	-	99	-	110
40059190	Compounded rubber other than of natural gums, other than 400510 and 400520, unvulcanised, in plates, sheets amd strip	3.019	126.002	42.483	476.771
40059910	Compounded rubber, latex, other than 400510 and 400520, unvulcanised, other than in primary forms	2.225	11.646	4.700	24.146
40059920	Natural rubber compounded with substances other than carbon or silica, unvulcanised, in primary forms	12	13	24	46
40059990	Compounded rubber,n.e.c. in sub heading 400510 & n.e.c. in sub heading 400520, in primary forms, n.e.c. in sub heading 400599	5.717	522.275	87.286	1.673.826
40061000	Unvulcanized rubber, "Camel-back" strips for retreading rubber tyres	16.429	18.887	34.899	78.382
40069011	Article of unvulcanised rubber, of natural gums, other than ôCamel-backö strips for retreading rubber tyres	-	16	-	90
40069019	Form of unvulcanised rubber, of natural gums, other than articles or ôCamel-backö strips for retreading rubber tyres	12	103	180	1.528
40069090	Form and article of unvulcanised rubber, other than natural gums or ôCamel-backö strips for retreading rubber tyres	169	2.511	13.006	80.053
40070000	Vulcanised rubber thread and cord.	180.400	836.558	471.523	3.861.693
40081110	Plates, sheets & strip of vulcanised cellular rubber, exceeding 5 mm in thickness, lined with textile fabric on one side	59	2.352	295	10.995

Tabel 3 : Ekspor Indonesia menurut Komoditi (Kode HS 8 digit)

September 2022

Kode H S	Uraian golongan barang	Berat bersih (Kg)		Nilai F.O.B. (U S \$)	
		Bulan ini	Kumulatif	Bulan ini	Kumulatif
(1)	(2)	(3)	(4)	(5)	(6)
40081120	Plates, sheets and strip of vulcanised cellular rubber, not exceeding 5 mm in thickness, floor tiles and wall tiles	-	30	-	62
40081190	Plates, sheets and strip of vulcanised cellular rubber, other than HS 40081110 and 40081120	174	2.541	611	33.157
40081900	Vulcanised cellular rubber (other than hard rubber), other than plates, sheets and strip	4.147	29.670	40.230	279.973
40082110	Plates, sheets and strip of vulcanised non-cellular rubber, > 5 mm in thickness, lined with textile fabric on one side	6.178	206.028	17.075	414.567
40082120	Plates, sheets and strip of vulcanised non-cellular rubber, not exceeding 5 mm in thickness, floor tiles and wall tiles	15.057	43.375	20.559	61.085
40082190	Plates, sheets and strip of vulcanised non-cellular rubber, other than HS 40082110 - 40082190	179.200	1.348.071	329.761	2.579.926
40082900	Vulcanised non-cellular rubber (other than hard rubber), other than plates, sheets and strip	99	9.657	18.130	73.250
40091100	Tubes, pipes & hoses, vulcanised rubber other than hard rubber, not reinforced/otherwise combined with other materials without fittings	30.251	252.786	246.422	2.016.540
40091210	Mining slurry suction & discharge hoses, vulcanised rubber other than hard rubber, not reinforced/combined materials, with fittings	-	17.000	-	7.225
40091290	Tubes, pipes & hoses, vulcanised rubber other than hard rubber, not reinforced/combined w/ other material with fittings, other than HS 40091210	29.348	231.438	229.049	3.306.230
40092190	Tubes, pipes & hoses of vulcanised rubber other than hard rubber, reinforced/combined with metal, without fittings, other than HS 40092110	164.513	1.638.392	464.860	4.563.636
40092290	Tubes, pipes & hoses of vulcanised rubber other than hard rubber, reinforced or combined with metal, with fittings, other than HS 40092210	28.980	188.358	118.964	1.115.641
40093110	Mining slurry suction & discharge hoses, vulcanised rubber other than hard rubber, reinforced/combined w/textile, without fittings	-	29	-	212
40093191	Fuel/heater/water hoses, reinforces/combined w/textile, used on motor vehicles of 8702, 8703, 8704 or 8711, without fittings	59.735	598.133	879.510	7.531.949
40093199	Tubes, pipes & hoses of vulcanised rubber other than hard rubber, reinforced/combined w/textile, without fittings, n.e.c. in subheading 400931	3.225	40.158	11.082	205.141
40093210	Mining slurry suction & discharge hoses, vulcanised rubber other than hard rubber, reinforced/combined with textile, with fittings	-	1	-	520
40093290	Tubes, pipes & hoses of vulcanised rubber other than hard rubber, reinforced/combined with textile, with fittings, n.e.c. in 400932	528	5.236	22.735	162.724
40094110	Rubber hose used for gas stove, vulcanised rubber other than hard rubber, reinforced/combined with other materials, without fittings	75	2.067	3.577	111.146
40094190	Tubes/pipes & hoses, vulcanised rubber other than hard rubber, reinforced/combined with other materials, without fittings other than HS 40094110	18.865	307.748	355.395	3.098.070
40094210	Mining slurry suction & discharge hoses, vulcanised rubber other than hard rubber, reinforced/combined w/ other material, with fitting	10	54	40	457
40094220	Rubber hose used for gas stove, vulcanised rubber other than hard rubber, reinforced/combined with other materials, with fittings	4	53	67	661
40094290	Tubes/pipes & hoses, vulcanised rubber other than hard rubber, reinforced/combined with other materials, with fittings n.e.c. 400942	107.010	1.367.832	916.678	9.180.408
40101100	Conveyor belts or belting, of vulcanised rubber, reinforced only with metal	-	2	-	90

Tabel 3 : Ekspor Indonesia menurut Komoditi (Kode HS 8 digit)

September 2022

Kode H S	Uraian golongan barang	Berat bersih (Kg)		Nilai F.O.B. (U S \$)	
		Bulan ini	Kumulatif	Bulan ini	Kumulatif
(1)	(2)	(3)	(4)	(5)	(6)
40101200	Conveyor belts or belting, of vulcanised rubber, reinforced only with textile materials	23.780	123.725	128.170	866.495
40101900	Conveyor belts or belting, of vulcanised rubber, other than reinforced only with metal or textile material	2.145	26.020	2.369	59.922
40103100	Endless transmission belts trapezoidal cross-section (V-belts),V-ribbed,vulc rubber,outside circum>60 cm but not<180 cm	409.600	3.640.647	3.504.313	29.077.811
40103200	Endless transm belts trapezoidal cross-section (Vbelts),oth thn V-ribbed,outside circum exceed 60 cm but not exceed 180 cm	21.582	167.980	274.177	1.907.866
40103300	Endless transmission belts trapezoidal cross-section (Vbelts),V-ribbed,outside circum exceed 180 cm but not exceed 240 cm	95	388	1.367	5.469
40103400	Endless transm belts trapezoidal cross-section (Vbelts),oth thn Vribbed,outside circum exceed 180 cm but not exceed 240 cm	8.748	57.376	41.770	336.759
40103500	Endless synchronous belts, of an outside circumference exceeding 60 cm but not exceeding 150 cm, of vulcanised rubber	304	1.964	11.006	73.573
40103900	Transmission belts or belting, of vulcanised rubber, other than HS 40103100-40103600	217.996	2.264.129	2.059.965	19.287.304
40111000	New pneumatic tyres, of rubber, of a kind used on motor cars (including station wagons and racing cars)	26.876.122	285.700.738	110.004.596	1.090.645.497
40112011	New pneumatic tyres, of rubber, of a kind used on buses or lorries, of a width not exceeding 450 mm: having a width not exceeding 230 mm, and fitting a rim of a diameter not exceeding 16 inch	129.156	839.822	458.485	2.948.611
40112012	New pneumatic tyres, of rubber, of a kind used on buses or lorries, of a width not exceeding 450 mm: having a width not exceeding 230 mm, and fitting a rim of a diameter exceeding 16 inch	47.703	673.589	155.906	2.059.291
40112013	New pneumatic tyres, of rubber, of a kind used on buses or lorries, of a width not exceeding 450 mm: having a width exceeding 230 mm but not exceeding 385 mm	1.925.031	11.197.609	6.115.848	35.308.773
40112019	New pneumatic tyres, of rubber, of a kind used on buses or lorries, of a width not exceeding 450 mm: other than HS 40112011-40112013	-	7.566.048	-	23.266.867
40112090	New pneumatic tyres, of rubber, of a kind used on buses or lorries, of a width exceeding 450 mm.	17.904	187.265	31.231	542.987
40113000	New pneumatic tyres, of rubber, of a kind used on aircraft	204	29.987	13.956	477.283
40114000	New pneumatic tyres, of rubber, of a kind used on motorcycles	3.700.039	28.778.222	15.188.206	116.362.712
40115000	New pneumatic tyres, of rubber, of a kind used on bicycles	1.456.509	14.250.848	10.599.055	99.256.012
40117000	New pneumatic tyres, of rubber, of a kind used on agricultural or forestry vehicles and machines	234.183	3.717.820	749.011	12.515.642
40118011	New pneumatic tyres, of rubber, used on tractors, machinery of heading 8429 or 8430, forklifts, wheel-barrows or other industrial handling vehicles and machines, fitting a rim of a diameter ≤ 24 inch	882.792	9.233.462	2.863.731	29.521.540
40118019	New pneumatic tyres, of rubber, of a kind used on construction, mining or industrial handling vehicles and machines, fitting a rim of a diameter not exceeding 24 inch, other than HS 40118011	270	688	100	225
40118031	New pneumatic tyres, of rubber, fitting a rim of a diameter >24 inch, of a kind used on machinery of heading 8429 or 8430	-	2	-	35
40118039	New pneumatic tyres, of rubber, fitting a rim of a diameter >24 inch, of a kind used on forklifts or other industrial handling vehicles and machines	40	131.318	320	438.445
40118040	New pneumatic tyres, of rubber, fitting a rim of a diameter exceeding 24 inch, other	3.646	94.572	5.296	307.660

Tabel 3 : Ekspor Indonesia menurut Komoditi (Kode HS 8 digit)

September 2022

Kode H S	Uraian golongan barang	Berat bersih (Kg)		Nilai F.O.B. (U S \$)	
		Bulan ini	Kumulatif	Bulan ini	Kumulatif
(1)	(2)	(3)	(4)	(5)	(6)
40119010	New pneumatic tyres, of rubber, of a kind used on vehicles of Chapter 87	50	4.523	1.877	18.846
40119020	New pneumatic tyres, of rubber, of a kind used onon machinery of heading 8429 or 8430.	-	115.140	-	383.952
40119090	New pneumatic tyres, of rubber, n.e.c. in heading 4011 of a width not exceeding 450 mm	114.312	1.082.312	406.184	3.441.733
40121100	Retreaded tyres of rubber, of a kind used on motor cars (including station wagons and racing cars)	-	247	-	1.021
40121290	Retreaded tyres of rubber, of a kind used on buses or lorries, of a width exceeding 450 mm	1.605	9.420	2.880	27.649
40121300	Retreaded tyres of rubber, of a kind used on aircraft	5.324	164.384	83.326	156.421
40121949	Retreaded tyres of rubber, of a kind used on vehicle of Chapter 87, other than of a kind used on agricultural or forestry tractors	45	187	270	1.307
40121990	Retreaded tyres of rubber, other than HS 40121100-40121949	56	94.992	101	209.407
40122029	Used pneumatic tyres of rubber, of a kind used on buses or lorries, of a width exceeding 450 mm	-	44	-	66
40122030	Used pneumatic tyres of rubber, of a kind used on aircraft	-	4.300	-	7.525
40122040	Used pneumatic tyres of rubber, of a kind used on motorcycles	41	862	30	2.228
40122050	Used pneumatic tyres of rubber, of a kind used on bicycles	144	396	60	137
40122099	Used pneumatic tyres of rubber, n.e.c. sub heading 401220	142	3.016	658	13.243
40129014	Solid tyres exceeding 250 mm in external diameter, of a width not exceeding 450 mm	12.297	46.529	23.365	84.765
40129017	Solid tyres exceeding 250 mm in external diameter, of a width exceeding 450 mm	268.899	1.275.812	502.295	2.196.059
40129019	Rubber, tyres, other solid tyres not exceeding 250 mm in external diameter, of a width not exceeding 450 mm	99.886	859.566	423.014	4.614.322
40129021	Cushion tyres of rubber, of a width not exceeding 450 mm	20	40	15	25
40129071	Replaceable tyre treads : of a width not exceeding 450 mm	-	50.468	-	120.611
40129080	Tyre flaps of rubber	31.769	126.821	59.443	261.394
40129090	Retreaded/used pneumatic tyres of rubber, solid/cushion tyres, tyre treads & flaps, n.e.c. in heading 4012	-	34.287	-	56.515
40131011	Inner tubes of rubber,of a kind used on motor cars,suitable for fitting to tyres of a width < 450 mm	38.231	340.224	124.559	1.095.897
40131019	Inner tubes of rubber,of a kind used on motor cars,suitable for fitting to tyres of a width > 450 mm	186	953	1.142	3.229
40131021	Inner tubes of rubber, of a kind used on buses or lorries, suitable for fitting to tyres of a width not exceeding 450 mm	560	12.257	1.970	46.528
40131029	Inner tubes of rubber, of a kind used on buses or lorries, suitable for fitting to tyres of a width exceeding 450 mm	-	4	-	10
40132000	Inner tubes of rubber, of a kind used on bicycles	237.884	2.700.150	1.249.898	16.716.440
40139011	Inner tubes of rubber,kind used on machinery of head 8429 or 8430, suitable for fitting to tyres of a width ≤450 mm	431	4.634	225	12.675
40139019	Inner tubes of rubber,a kind used on machinery of head 8429 or 84.30, suitable for fitting to tyres of a width >450 mm	100	446	300	771
40139020	Inner tubes of rubber, of a kind used on motorcycles	44.810	618.169	119.227	2.086.034
40139031	Inner tubes of rubber,of a kind used on oth vehicles of Chapter 87, suitable for fitting to tyres of a width < 450 mm	1.100	25.606	2.112	17.342
40139091	Inner tubes of rubber, suitable for fitting to tyres of a width not exceeding 450 mm, n.e.c. sub heading 401390	22.551	213.462	101.887	1.015.974
40139099	Inner tubes of rubber, suitable for fitting to tyres of a width exceeding 450 mm, n.e.c. sub heading 401390	-	5	-	9
40141000	Sheath contraceptives	50	17.929	12.454	303.945
40149010	Teats for feeding bottles and similar articles	1.192	7.196	15.595	84.850
40149040	Stoppers for pharmaceutical use	-	862	-	31.748
40149090	Hygienic/pharmaceutical articles of vulcanised exclude hard rubber,with or without fittings hard rubber, n.e.c. in heading 4014	13	12.958	139	104.769

Tabel 3 : Ekspor Indonesia menurut Komoditi (Kode HS 8 digit)

September 2022

Kode H S	Uraian golongan barang	Berat bersih (Kg)		Nilai F.O.B. (U S \$)	
		Bulan ini	Kumulatif	Bulan ini	Kumulatif
(1)	(2)	(3)	(4)	(5)	(6)
40151210	Gloves, mittens and mitts , of a kind used for medical, surgical, dental or veterinary purposes of a kind used on machinery purposes of vulcanised natural rubber	1.373.334	8.735.485	14.063.969	100.373.737
40151290	Gloves, mittens and mitts , of a kind used for medical, surgical, dental or veterinary purposes of a kind used on machinery purposes of other vulcanised rubber	-	1.012.984	-	22.998.087
40151910	Other than gloves, mittens and mitts , of a kind used for medical, surgical, dental or veterinary purposes of a kind used on machinery purposes of vulcanised natural rubber	1.261.822	12.408.561	5.343.246	53.147.934
40151990	Other than gloves, mittens and mitts , of a kind used for medical, surgical, dental or veterinary purposes of a kind used on machinery purposes other of vulcanised natural rubber	356.028	17.386.929	2.175.073	104.657.934
40159010	Lead aprons, of vulcanised rubber other than hard rubber	72	2.083	1.055	28.179
40159020	Divers' suits (wet suits), of vulcanised rubber other than hard rubber	69	152	50	4.146
40159090	Articles apparel & clothing accessories of vulcanised rubber other than hard rubber, n.e.c. in heading 4015	2.097	11.651	34.852	342.399
40161010	Padding for articles of apparel or clothing accessories, of cellular rubber	202	508	1.427	18.854
40161020	Floor tiles and wall tiles of cellular rubber	38.010	407.525	11.905	95.458
40161090	Other articles of cellular rubber, other than padding apparel and floor/wall tiles	9.900	111.195	158.823	1.845.621
40169110	Mats of vulcanised rubber other than hard rubber, non-cellular rubber	438.776	3.954.420	732.315	5.998.149
40169190	Floor coverings other than mats and tiles of vulcanised rubber other than hard rubber,non-cellular rubber	1.803	56.543	43.562	224.487
40169210	Eraser tips of vulcanised rubber other than hard rubber and non-cellular rubber	162	5.739	72	24.604
40169290	Erasers other than eraser tips of vulcanised rubber other than hard rubber and non-cellular rubber	1	919	37	13.597
40169310	Gaskets, washers and other seals of a kind used to insulate the terminal leads of electrolytic capacitors	55.618	564.917	865.529	11.002.286
40169320	Gaskets and o-rings, of a kind used on motor vehicles of heading 8702, 8703, 8704 or 8711	36.988	126.978	1.029.540	5.051.473
40169390	Gaskets, washers and other seals of vulcanised rubber other than hard rubber, n.e.c. sub heading 401693	106.968	1.414.345	3.058.719	28.410.732
40169400	Boat or dock fenders of vulcanised rubber, whether or not inflatable, other than hard rubber, non-cellular rubber	32.524	205.983	284.721	1.873.308
40169500	Inflatable articles, other than boat or dock fenders of vulcanised rubber, other than hard rubber, non-cellular rubber	3.598	18.198	36.599	171.589
40169911	Parts&access kind used for vehicles of Chapter 87 for vehicles of head 8702,8703, 8704 or 8705,oth thn weatherstripping	82.059	1.553.616	831.995	19.486.270
40169912	Parts and accessories of vulcanised rubber other than hard rubber, of a kind used for vehicles of heading 8711	22.691	139.950	248.073	1.423.340
40169913	Weatherstripping of vulcanised rubber oth thn hard rubber, of a kind used on motor vehicles of heading 8702,8703 or 8704	131.799	1.328.995	1.304.770	11.711.946
40169915	Parts&accessories of vulcanised rubber oth thn hard rubber,of a kind used for vehicles of head 8709, 8713, 8715 or 8716	-	257	-	3.696
40169916	Bicycle mudguards of vulcanised rubber other than hard rubber and non-cellular rubber	24	1.787	160	4.781
40169917	Bicycle parts of vulcanised rubber other than hard rubber and cellular rubber	20	105	152	955
40169918	Bicycle accessories of vulcanised rubber other than hard rubber, non-cellular rubber, other than mudguards & parts	11.519	72.184	244.702	1.636.114
40169919	Parts&accessories of a kind used for vehicles of Chapter 87 of vulcanised rubber exc hard rubber other than HS 40169911-40169919	1.432	19.270	9.148	358.106

Tabel 3 : Ekspor Indonesia menurut Komoditi (Kode HS 8 digit)

September 2022

Kode H S	Uraian golongan barang	Berat bersih (Kg)		Nilai F.O.B. (U S \$)	
		Bulan ini	Kumulatif	Bulan ini	Kumulatif
(1)	(2)	(3)	(4)	(5)	(6)
40169920	Parts and accessories of rotochutes of heading 8804 of vulcanised rubber other than hard rubber, non-cellular rubber	6	13	11	256
40169930	Rubber bands, of vulcanised rubber other than hard rubber, non-cellular rubber	1.514	4.885	9.968	56.862
40169951	Rubber rollers of vulcanised rubber other than hard rubber, non-cellular rubber	2.841	59.244	94.289	768.609
40169952	Tyre mould bladders of vulcanised rubber other than hard rubber, non-cellular rubber	2	309	5	11.606
40169953	Electrical insulator hoods of vulcanised rubber other than hard rubber, non-cellular rubber	-	6	-	758
40169954	Rubber grommets and rubber covers for automotive wiring harnesses of vulcanised rubber oth hard rubber, non-cellular rubber	11.836	111.459	179.612	1.720.499
40169959	Articles used in machinery/mechanical/electric appliances/oth technical uses,noncellular rubber, other than HS 40169951-40169954	22.531	221.841	575.248	5.165.440
40169960	Rail pads of vulcanised rubber other than hard rubber, non-cellular rubber	-	4.370	-	30.331
40169970	Structural bearings including bridge bearings of vulcanised rubber other than hard rubber, non-cellular rubber	171	13.809	925	136.282
40169991	Table coverings of vulcanised rubber other than hard rubber, non-cellular rubber	132	1.947	2.947	66.094
40169999	Articles of vulcanised rubber other than hard rubber, non-cellular rubber, n.e.c. in heading 4016	82.888	509.929	850.475	6.684.530
40170010	Floor tiles and wall tiles of hard rubber (for example ebonite)	522	5.822	15.586	180.603
40170020	Articles of hard rubber other than floor tiles and wall tiles	3	15.435	34	17.657
40170090	Articles of hard rubber n.e.c. in heading 4017	4.348	27.178	18.677	171.628
41021000	Raw skins of sheep or lambs with wool on	-	477	-	148.021
41032000	Raw hides and skins of reptiles	-	3.439	-	565.822
41039000	Raw hides and skins other than bovine, sheeps and lambs, reptil, and swine	-	451	-	16.351
41041110	Tanned/crust hides and skins in the wet state,full grains,upsplit and grains of bovine vegetable tanned	-	30	-	904
41041900	Tanned/crust hides and skins in the wet state,other than full grains,upsplit and grains of bovine vegetable tanned	-	2	-	50
41044100	Tanned/crust hides and skins in the dry state,full grains,upsplit and grains split of bovine vegetable tanned	9.365	9.457	197.283	197.830
41044900	Tanned/crust hides and skins in the dry state,other than full grains,upsplit and grains split of bovine vegetable tanned	1.445	90.475	28.273	1.761.387
41053000	Tanned/crust skins of sheep/lambs,in the dry state (crust), without wool on, whether or not split,but not further prepared	-	1.001	-	28.111
41063200	Tanned/crust hidesskins of swine, in the dry state (crust), without wool/hair on,whether/not split,but not further prepared	315	2.031	9.388	33.732
41064000	Tanned or crust hides and skins of reptiles, without wool or hair on, whether or not split, but not further prepared.	8.107	64.667	1.182.579	9.867.952
41071100	Leather further prepared after tanning/crusting of bovine/equine animal, whole hides and skins,full grains,unsplit	-	10.639	-	265.599
41071200	Leather further prepared after tanning/crusting of bovine/equine animal, whole hides and skins, grains split	102.720	845.468	1.933.474	17.224.901
41071900	Leather further prep after tanning/crusting of bovine/equine animal, whole hide and skin, other than full grain,unsplit,grains split	32.673	505.991	967.621	13.704.255
41079100	Leather,other than whole hides and skins further prepared after tanning/crusting whole hides and skins,full grains,unsplit	-	15.664	-	415.085
41079200	Leather,other than whole hides and skins further prepared after tanning/crusting whole hides and skins, grain splits	4.293	15.983	100.245	366.020

Tabel 3 : Ekspor Indonesia menurut Komoditi (Kode HS 8 digit)

September 2022

Kode H S	Uraian golongan barang	Berat bersih (Kg)		Nilai F.O.B. (U S \$)	
		Bulan ini	Kumulatif	Bulan ini	Kumulatif
(1)	(2)	(3)	(4)	(5)	(6)
41079900	Leather,oth thn whole hidesandskins further prepared after tanning/crusting whole hides and skins, excluding full/no grains,unsplit	117.148	1.444.905	389.333	2.926.339
41120000	Leather further prepared after tanning/ crust,of sheep/lamb wo/wool on,split/not,other than leather of heading 4114	28.203	200.357	3.096.799	20.222.788
41131000	Leather further prepared after tanning or crusting includ parchment-dressed leather, without wool/hair,of goats or kids	16.871	152.632	637.449	5.928.669
41133000	Leather further prepared after tanning or crusting includ parchment-dressed leather, without wool/hair,of reptiles	49	3.348	2.849	515.812
41139000	Leather further prepared after tanning/crusting includ parchment-dressed leather oth thn goats/kids, swine,& reptiles	4.333	12.773	492.576	2.258.493
41141000	Chamois (including combination chamois) leather	-	15	-	53
41142000	Patent leather and patent laminated leather, metallised leather	93	3.579	3.872	18.370
41151000	Composition leather with a basis of leather or leather fibre, in slabs, sheets or strip, whether or not in rolls	17.016	154.674	467.003	3.532.800
41152000	Parings and oth waste of leather/composition leather, not for manufacture leather articles, leather dust,powder and flour	985	11.730	31.832	394.047
42010000	Saddlery & harness for any animal (traces,leads,knee pads,muzzles,saddle cloths,saddle bags,dog coats),of any material	4.222	67.849	71.342	1.457.224
42021110	Cases & containers,suit-case/brief-case with outer surface of leather/composition leather, max dimensions 56cmx45cmx25 cm	2.738	18.782	4.742	38.979
42021190	Cases & containers,suit-case/brief-case with outer surface of leather/composition leather, dimension more 56cmx45cmx25 cm	14.684	288.451	211.175	4.158.052
42021211	School satchels with outer surface of vulcanised fibre	1.348	8.895	43.983	323.944
42021219	School satchels with outer surface other than vulcanised fibre	321.588	2.799.272	5.096.718	45.424.284
42021291	Cases and containers,suit-case/brief-case with outer surface vulcanised fibre other than school satchels	867	875	13.496	13.643
42021299	Cases and containers,suit-case/brief-case with other than outer surface vulcanised fibre, other than school satchels	911.538	6.376.964	6.400.348	44.793.573
42021920	Trunks,suit-cases,vanity-cases executive-cases, brief-cases, school satchels & similar container,paperboard outer surface	80	10.219	283	14.008
42021990	Trunks,suit-cases,vanity-cases, executive-cases, brief-cases, school satchel&similar container, outer srface oth paperboard	6.006	66.825	23.902	390.380
42022100	Handbags,whether or not with shoulder strap,incld those without handle,outer surface of leather/ composition leather	488.732	4.255.339	8.539.482	107.005.234
42022210	Handbags, whether or not with shoulder strap, including those without handle :With outer surface of sheeting of plastics or of textile materials:With outer surface of sheeting of plastics	233.722	2.095.344	4.691.907	43.420.490
42022220	Handbags, whether or not with shoulder strap, including those without handle , with outer surface of sheeting of plastics or of textile materials, with outer surface of textile materials	131.875	6.349.166	1.522.328	92.438.290
42022900	Other than handbags, whether or not with shoulder strap, including those without handle :	22.423	388.241	319.556	5.858.467
42023100	Articles of a kind normally carried in the pocket or in the handbag,with outer surface of leather or composition leather	3.784	40.857	185.370	2.341.412
42023200	Articles of a kind normally carried in pocket/in the handbag,with outer surface of sheeting plastics or textile materials	7.440	122.303	171.566	4.360.807

Tabel 3 : Ekspor Indonesia menurut Komoditi (Kode HS 8 digit)

September 2022

Kode H S	Uraian golongan barang	Berat bersih (Kg)		Nilai F.O.B. (U S \$)	
		Bulan ini	Kumulatif	Bulan ini	Kumulatif
(1)	(2)	(3)	(4)	(5)	(6)
42023900	Articles of a kind normally carried in pocket/in the handbag, oth thn sub heading 420231 - 420232	877	8.089	40.014	296.423
42029111	Cases and containers, bowling bags with outer surface of leather or of composition leather	353	9.001	3.616	695.516
42029119	Cases and containers, sports bag other than bowling bags, with outer surface of leather or of composition leather	306	7.218	5.375	257.164
42029190	Cases and containers, other sports bag, with outer surface of leather or of composition leather	47.701	410.486	1.574.955	14.056.053
42029210	Cases and containers, toiletry bags, of sheeting of plastics	275.495	1.947.663	4.475.768	32.340.813
42029220	Cases and containers, bowling bags sheeting of plastics or of textile materials	64.544	572.998	829.993	7.434.949
42029290	Cases and containers, other than toiletry bags and bowling bags, of sheeting of plastics	2.475.566	25.202.342	39.272.079	432.920.089
42029910	Cases and containers, other article, with outer surface of vulcanised fibre or paperboard	-	37	-	2.993
42029990	Cases & containers, n.e.c. in head 4202,of vulcanised fibre/of paperboard/wholly/mainly covered with such materials/w paper	50.831	352.371	583.117	4.068.617
42031000	Apparel, articles of apparel, of leather or of composition leather	49.949	488.479	1.625.780	19.551.567
42032110	Gloves, mittens and mitts : specially designed for use in sports, baseball and softball gloves	34.878	177.441	2.375.098	13.659.598
42032190	Gloves, mittens and mitts : specially designed for use in sports, other than baseball and softball gloves	127.975	1.137.490	10.265.904	88.582.944
42032910	Clothing accessories, protective work gloves, of leather or composition leather	13.190	107.379	669.024	3.896.614
42032990	Clothing accessories, other than protective work gloves, of leather or composition leather	16.483	122.765	725.924	5.620.151
42033000	Clothing accessories, belts and bandoliers, of leather or of composition leather	1.752	13.562	31.360	556.679
42034000	Clothing accessories, of leather or of composition leather, n.e.c. in heading no. 4203	899	9.709	31.763	304.938
42050010	Boot laces, mats, of leather or of composition leather	98	1.847	256	23.530
42050020	Industrial safety belts and harnesses of composition leather	11.543	60.452	102.793	498.551
42050030	Leather strings or chords of a kind used for jewellery or articles of personal adornment of composition leather	10.990	13.951	18.893	39.173
42050040	Articles of leather/composition leather used in machine/mechanic appliance/oth technic uses,ot HS 42050010-42050030	-	1	-	10
42050090	Articles of leather or of composition leather n.e.c. in heading 4205	4.116	84.999	124.336	7.316.188
43021900	Furskins, tanned/dressed,whole, with or without head,tail/paws,not assembled, oth thn of mink, other than those of heading 4303	44	17.594	636	121.182
43031000	Furskin articles, apparel and clothing accessories	2	1.733	619	34.425
43039090	Furskin articles, apparel and clothing accessories, n.e.c. in heading 4303	6.252	62.776	86.855	928.611
43040010	Artificial fur	-	2	-	18
43040091	Artificial fur articles, sports bags	23	5.402	636	5.519
43040099	Artificial fur articles, other than sports bags	2	9.721	95	21.400
44011100	Fuel wood, in logs, in billets, in twigs, in faggots or in similar forms, from coniferous	-	12.835	-	23.565
44011200	Fuel wood, in logs, in billets, in twigs, in faggots or in similar forms, from Non - coniferous	13.601	374.593	2.361	124.803
44012100	Wood in chips or particles, from coniferous	28.360	183.061	3.876	54.484
44012200	Wood in chips or particles, from non-coniferous	173.885.300	1.058.510.697	13.019.478	76.698.514
44013100	Sawdust and wood waste and scrap, agglomerated in logs, briquettes, pellets or similar forms : wood pellets	56.155.956	360.241.378	7.052.097	42.951.345
44013200	Sawdust and wood waste and scrap, agglomerated in logs, briquettes, pellets or similar forms : wood briquettes	7	15	11	32

Tabel 3 : Ekspor Indonesia menurut Komoditi (Kode HS 8 digit)

September 2022

Kode H S	Uraian golongan barang	Berat bersih (Kg)		Nilai F.O.B. (U S \$)	
		Bulan ini	Kumulatif	Bulan ini	Kumulatif
(1)	(2)	(3)	(4)	(5)	(6)
44013900	Sawdust and wood waste and scrap, agglomerated in logs, briquettes, pellets or similar forms : wood pellets and briquettes	638.493	4.446.656	128.450	1.075.481
44014100	Sawdust and wood waste and scrap, not agglomerated : sawdust	33.457	346.158	30.235	176.204
44014900	Sawdust and wood waste and scrap, not agglomerated : other than sawdust	2.071.088	10.861.493	207.850	1.285.820
44021000	Wood charcoal (including shell or nut charcoal), whether or not agglomerated, of bamboo	2.187.203	20.095.797	745.931	6.863.603
44022010	Wood charcoal (including shell or nut charcoal), whether or not agglomerated, of shell or nut , of coconut shell	13.896.101	118.486.711	14.128.447	128.238.588
44022090	Wood charcoal (including shell or nut charcoal), whether or not agglomerated, of shell or nut , other than coconut shell	1.298.142	5.261.776	608.295	2.398.860
44029000	Wood charcoal (including shell or nut charcoal), whether or not agglomerated, of bamboo or shell or nut	25.615.360	235.221.935	14.983.237	127.913.772
44034910	Tropical wood, other than dark Red Meranti, light Red Meranti and Meranti Bakau, baulks, swalogs and veneer logs	52.633	124.135	46.305	762.901
44034990	Tropical wood, other than dark Red Meranti, light Red Meranti and Meranti Bakau, other baulks, swalogs and veneer logs	-	20	-	100
44042010	Hoopwood, split poles,piles, picket and the like of non- coniferous, chipwood	9.570	520.384	584	176.166
44050020	Wood flour	302.550	2.988.314	63.883	579.528
44071190	Wood, coniferous, of pine (Pinus spp), other than sawn lengthwise, not further worked	84.813	642.277	94.146	770.650
44071200	Wood, coniferous, of fir (Abies spp) and spruce (Picea spp), sawn or chipped lengthwise, sliced or peeled, whether or not planed, sanded or end-jointed, thick >6mm	1.580	9.156	11.355	55.558
44071990	Wood, coniferous, other than sawn lengthwise not further worked, other than HS 44071110-44071400	46.102	365.139	335.313	2.060.744
44072110	Wood, tropical wood, of mahogany (Swietenia spp), planed, sanded or end-joint	153.067	1.092.722	137.851	1.077.942
44072190	Wood, tropical wood, of mahogany (Swietenia spp), other than planed, sanded or end-joint	-	2.356	-	1.422
44072210	Wood, tropical wood, of virola, imbuia and balsa, planed, sanded or end-joint	45.203	328.509	43.414	537.117
44072320	Wood, tropical wood, of teak, planed, sanded or end-joint	3.451	87.596	7.237	204.377
44072513	Wood, tropical wood, of dark red meranti or light red meranti, planed, sanded or end-jointed	98.354	1.533.446	215.841	2.815.717
44072630	Wood, tropical wood, of white lauan, white meranti, white seraya, yellow meranti, and alan, planed, sanded or end-jointed	22.009	59.637	20.965	78.124
44072730	Wood, tropical wood, of sapelli, planed, sanded or end-jointed	-	49.596	-	141.396
44072913	Wood, tropical wood, of jelutong (Dyera spp), planed, sanded or end-joint	194.064	2.019.927	269.226	3.141.629
44072923	Wood, tropical wood, of kapur (Dryobalanops spp), planed, sanded or end-joint	-	173.482	-	190.832
44072933	Wood, tropical wood, of kempas (Koompasia spp), planed, sanded or end-joint	23.518	39.333	16.277	26.528
44072943	Wood, tropical wood, of keruing (Dipterocarpus spp), planed, sanded or end-joint	37.329	503.262	22.976	482.040
44072973	Wood, tropical wood, of balau (Shorea spp), planed, sanded or end-joint	68.268	295.609	54.592	259.589
44072991	Wood, tropical wood, of jongkong (Dactylocladus spp) and merbau (Intsia spp), planed, sanded or end-jointed	27.160	171.783	19.107	135.663
44072994	Wood, tropical wood, of albizia (Paraserianthes falcataria), planed, sanded or end-jointed	4.297	182.894	8.459	169.468
44072996	Wood, tropical wood, of rubber (Hevea brasiliensis), planed, sanded or end-jointed	3.241.325	25.591.364	1.559.619	13.294.321
44072998	Wood, sawn other than HS 44062991 - 44072997, planed, sanded or end-jointed	579.075	5.351.239	908.465	7.617.042

Tabel 3 : Ekspor Indonesia menurut Komoditi (Kode HS 8 digit)

September 2022

Kode H S	Uraian golongan barang	Berat bersih (Kg)		Nilai F.O.B. (U S \$)	
		Bulan ini	Kumulatif	Bulan ini	Kumulatif
(1)	(2)	(3)	(4)	(5)	(6)
44072999	Wood, sawn other than HS 44062991 - 44072997, other than planed, sanded or end-jointed	422	422	475	475
44079130	Wood, non-coniferous and other than tropical wood, of oak (Quercus spp), planed, sanded or end-jointed	-	677	-	4.015
44079210	Wood, non-coniferous and other than tropical wood, of beech (Fagus spp), planed, sanded or end-jointed	2.192	5.539	6.798	23.507
44079310	Wood, non-coniferous and other than tropical wood, of maple (Acer spp), planed, sanded or end-jointed	-	7	-	2.204
44079910	Wood, non-coniferous and other than tropical wood, other than n.e.c. sub heading 440797, planed, sanded or end-jointed	23.625	116.367	124.909	803.687
44081010	Wood, coniferous, cedar wood pencil slats, Radiata pinewood of a kind used for blockboard manufacture	179.140	1.961.655	1.071.704	10.994.960
44081030	Wood, coniferous, face veneer sheets, Radiata pinewood of a kind used for blockboard manufacture	5.100	52.204	32.198	276.505
44081090	Wood, coniferous, other than cedar wood pencil slats radiata pinewood used for blockboard manufacture, other than face veneer sheets	1.520	48.302	7.350	188.060
44083100	Dark Red Meranti, Light Red Meranti and Meranti Bakau of tropical wood, sheets for veneering, plywood and laminated wood	83.860	375.843	126.361	763.878
44083920	Face veneer sheets of tropical wood, other than Red Meranti, Light Red Meranti and Meranti Bakau	164.105	2.438.747	132.533	1.112.991
44083990	Other than Jelutong wood pencil slats and face veneer sheets, other than Red Meranti, Light Red Meranti, and Meranti Bakau	2.597.460	26.131.466	3.023.023	29.826.844
44089010	Face veneer sheets, of non-coniferous and other than tropical wood	2.906.127	24.235.720	3.068.940	24.254.379
44089090	Wood, other than in heading 4408, sheets for veneer/plywood, oth wood sawn, slice/peel, whether/not plan, sand/end-join,thick≤6mm	1.526.297	16.654.905	1.919.601	20.265.834
44091000	Coniferous wood, cotinuously shaped along any of its edgee,ends/faces, non planed,sanded or end-jointed	476.295	3.325.559	1.004.888	8.004.315
44092100	Wood, non-coniferous of bamboo, cotinuously shaped along any of its edgee, ends/faces, whether or not planed,sanded or end-jointed	-	13.390	-	5.108
44092200	Wood,non-coniferous of tropical wood, cotinuously shaped along any of its edgee,ends/faces,whether or not planed,sanded/end-jointed	33.473.039	349.229.920	39.990.578	429.836.795
44092900	Wood, non-coniferous, other than in heading 4409, cotinuously shaped along any of its edgee, ends/faces, whether or not planed, sanded or end-jointed	1.606.847	12.895.481	2.537.697	20.094.875
44101100	Particle board of wood, whether or not agglomerated with resins or other organic binding substances	7.157.482	34.656.849	1.403.351	8.370.871
44109000	Particle board, oriented strand board (OSB) and similar board (for example, waferboard), of other ligneous materials, whether or not agglomerated with resins or other organic binding substances	47	52	20	120
44111200	Medium density fibreboard (MDF), of a thickness not exceeding 5 mm, whether or not bonded with resins or other organic substances	12.778.589	117.493.253	5.386.625	49.709.764
44111300	Medium density fibreboard (MDF), of a thickness exceeding 5 mm but not exceeding 9 mm, whether or not bonded with resins or other organic substances	7.845.055	38.309.172	2.748.570	16.016.971
44111400	Medium density fibreboard (MDF), of a thickness exceeding 9 mm, whether or not bonded with resins or other organic substances	13.270.962	66.953.667	3.985.602	22.863.842
44119200	Ligneous materials other than fibreboard, of a density exceeding 0.8 g/cm3, whether or not bonded with resins or other organic substances	1.720	21.212	4.613	64.618

Tabel 3 : Ekspor Indonesia menurut Komoditi (Kode HS 8 digit)

September 2022

Kode H S	Uraian golongan barang	Berat bersih (Kg)		Nilai F.O.B. (U S \$)	
		Bulan ini	Kumulatif	Bulan ini	Kumulatif
(1)	(2)	(3)	(4)	(5)	(6)
44119300	Ligneous materials other than fibreboard, of a density exceeding 0.5 g/cm ³ but not exceeding 0.8 g/cm ³ , whether or not bonded with resins or other organic substances	202	25.708.005	1.182	8.666.766
44121000	Plywood, veneered panels and similar laminated wood, of bamboo	5.059	264.328	15.640	873.562
44123100	Plywood, consisting solely of sheets of wood (not bamboo), each ply ≤ 6mm thickness, with at least one outer ply of tropical wood	88.555.106	994.776.811	115.856.405	1.326.914.349
44123300	Plywood,consisting solely of sheets of wood(not bamboo),each ply≤6mm thickness,with at least one outer ply of non-coniferous wood of the species alder,ash,beech,birch,cherry,chestnut,elm,eucalyptus,hickory,horse chestnut,lime,maple,oak,plane tree,poplar&aspen,robinia,tulipwood/walnut	7.618.751	126.756.324	8.891.689	141.677.727
44123400	Plywood, consisting solely of sheets of wood (not bamboo), each ply ≤ 6mm thickness, with at least one outer ply of non-coniferous wood not specified under subheading 441233	648.807	12.475.343	496.186	10.403.657
44123900	Plywood, consisting solely of sheets of wood (not bamboo), each ply ≤ 6mm thickness, with both outer plies of coniferous wood	478.356	7.693.705	842.720	10.162.209
44124110	Laminated veneered lumber, with at least one outer ply of teak	40	40	480	480
44124190	Laminated veneered lumber, with at least one outer ply of tropical wood other than teak	1.273.139	9.124.454	1.569.766	12.830.231
44124200	Laminated veneered lumber, with at least one outer ply of non-coniferous wood	25.145	356.448	33.065	475.769
44124900	Laminated veneered lumber, with both outer plies of coniferous wood	307.806	1.444.183	248.313	1.473.960
44125100	Blockboard, laminboard, and battenboard, with at least one outer ply of tropical wood	22.292.874	156.433.425	24.850.147	184.965.430
44125200	Blockboard, laminboard, and battenboard, with at least one outer ply of non-coniferous wood	1.588.890	11.401.997	2.729.544	17.647.479
44125900	Blockboard, laminboard, and battenboard, with both outer plies of coniferous wood	738.491	118.308.727	916.351	152.745.559
44129110	Other plywood, with at least one outer ply of teak	-	88.253	-	164.358
44129190	Other plywood, with at least one outer ply of tropical wood other than teak	1.754.725	15.590.638	4.254.325	32.746.103
44129200	Other plywood, with at least one outer ply of non-coniferous wood	-	355.329	-	349.257
44129900	Other plywood, with both outer plies of coniferous wood	652.005	20.497.580	897.000	27.469.291
44130000	Densified wood, in blocks, plates, strips or profile shapes.	306.440	775.402	294.984	1.229.724
44141000	Wooden frames for paintings, photographs, mirrors or similar objects, of tropical wood	604.255	3.593.770	3.264.089	16.769.997
44149000	Wooden frames for paintings, photographs, mirrors or similar objects, of other than tropical wood	300.345	4.510.008	1.138.953	17.386.488
44151000	Cases, boxes, crates, drums and similar packings, cabledrums of wood	210.475	1.638.421	393.782	3.486.229
44152000	Pallets, box pallets and other load boards, pallet collars of wood	465.733	3.255.310	396.129	2.698.743
44160010	Staves	-	5.750	-	33.960
44160090	Casks, barrels, vats, tubs and other cooper's products and parts thereof, of wood	-	2.929	-	10.090
44170090	Tools, tool bodies, tool handles, broom or brush bodies and handles, of wood	188.846	1.244.730	443.197	3.143.111
44181100	Windows, French-windows and their frames, of tropical wood	92.941	725.437	194.582	1.136.620
44181900	Windows, French-windows and their frames, of other than tropical wood	520	593.631	3.072	931.966
44182100	Doors and their frames and thresholds, of tropical wood	2.853.569	19.841.850	6.082.272	44.131.063
44182900	Doors and their frames and thresholds, of other than tropical wood	5.662.490	71.660.877	12.009.158	154.321.779

Tabel 3 : Ekspor Indonesia menurut Komoditi (Kode HS 8 digit)

September 2022

Kode H S	Uraian golongan barang	Berat bersih (Kg)		Nilai F.O.B. (U S \$)	
		Bulan ini	Kumulatif	Bulan ini	Kumulatif
		(1)	(2)	(3)	(4)
44183000	Posts and beams other than products of subheadings 441881 to 441889	1.150	32.856	6.870	152.050
44185000	Shingles and shakes	-	181.768	-	140.903
44187310	Assembled flooring panels, of bamboo or with at least the top layer (wear layer) of bamboo, for mosaic flooring	19	489	123	4.559
44187390	Assembled flooring panels, of bamboo or with at least the top layer (wear layer) of bamboo, other than mosaic flooring, of other than multilayer of bamboo	14.525	24.889	7.440	12.716
44187400	Assembled flooring panels, other than of bamboo or with at least the top layer (wear layer) of bamboo, for mosaic flooring	3.486	22.975	14.651	113.896
44187500	Assembled flooring panels, other than of bamboo or with at least the top layer (wear layer) of bamboo, other than mosaic flooring, multilayer	2.422.801	20.869.783	7.095.345	63.097.220
44187900	Assembled flooring panels, other than of bamboo or with at least the top layer (wear layer) of bamboo, other than mosaic flooring, other than multilayer	1.225.091	10.202.143	3.392.461	26.155.778
44188110	Engineered structural timber products, glue-laminated timber (glulam), in block shape	1.759.536	9.057.997	4.022.294	20.777.562
44188190	Engineered structural timber products, glue-laminated timber, in other than block shape	1.692.236	10.493.639	2.998.065	18.692.001
44188200	Engineered structural timber products, cross-laminated timber (CLT or X-lam)	-	10.037	-	25.894
44188900	Engineered structural timber products, other than cross-laminated timber (CLT or X-lam) and I beams	-	14.555	-	104.700
44189100	Builders' joinery and carpentry of wood, other than HS 44181100-44188900, of bamboo	25.578	26.253	19.218	26.425
44189200	Builders' joinery and carpentry of wood, other than HS 44181100-44188900, of cellular wood panels	604.309	19.687.496	827.820	31.047.979
44189900	Builders' joinery and carpentry of wood, other than HS 44181100-44188900, other than of bamboo and cellular wood panels	7.433.966	48.527.169	10.265.347	74.882.382
44191100	Bread boards, chopping boards, and similar boards of bamboo	328	2.170	694	14.424
44191200	Chopsticks of bamboo	50	1.049	95	728
44191900	Tableware and kitchenware, of bamboo, other than HS 44191100-44191200	59	6.545	282	80.749
44192000	Tableware and kitchenware, of tropical wood	508.544	2.966.030	1.828.835	9.945.053
44199000	Tableware and kitchenware, other than of bamboo and tropical wood	321.052	5.100.074	743.632	15.374.776
44201100	Statuettes and other ornaments, of tropical wood	849.140	4.574.295	2.865.776	15.705.957
44201900	Statuettes and other ornaments, other than of tropical wood	427.518	7.508.182	1.880.115	28.202.715
44209010	Wooden articles of furniture not falling in Chapter 94	293.884	3.052.670	873.074	8.549.338
44209020	Boxes and other small containers intended for and suitable for carrying in the pocket, in the handbag or on the person of wood	-	66	-	498
44209090	Wood marquetry and inlaid wood, caskets and cases for jewellery or cutlery, and similar articles, of wood	2.718	77.350	6.102	177.609
44211000	Clothes hangers of wood	4.547	27.751	17.842	191.224
44212000	Coffins of wood	27.667	152.279	103.033	470.494
44219110	Spools, cops and bobbins, sewing thread reels and the like of bamboo	29	184	288	2.125
44219120	Match splints of bamboo	-	177	-	1.102
44219130	Candy sticks, ice-cream sticks and ice-cream spoons of bamboo	30	315	45	653
44219140	Fans and handscreens, frames and handles therefor, and parts thereof of bamboo	-	207	-	4.553
44219150	Prayer beads of bamboo	12	303	480	14.878
44219160	Toothpicks of bamboo	-	377	-	1.383
44219170	Sticks of a kind used for making joss sticks, of bamboo	-	5	-	10
44219190	Article of bamboo, other than HS 44219110 - HS 44219160	8.684	142.248	23.082	236.815

Tabel 3 : Ekspor Indonesia menurut Komoditi (Kode HS 8 digit)

September 2022

Kode H S	Uraian golongan barang	Berat bersih (Kg)		Nilai F.O.B. (U S \$)	
		Bulan ini	Kumulatif	Bulan ini	Kumulatif
(1)	(2)	(3)	(4)	(5)	(6)
44219910	Spools, cops and bobbins, sewing thread reels and the like of other than bamboo	-	213	-	2.298
44219920	Match splints of other than bamboo	-	24	-	176
44219930	Wooden pegs or pins for footwear of other than bamboo	-	9.701	-	40.147
44219940	Candy sticks, icecream sticks and icecream spoons of other than bamboo	-	13.241	-	27.684
44219970	Fans and handscreens, frames and handles therefor, and parts thereof of other than bamboo	-	18.551	-	83.600
44219980	Toothpicks of other than bamboo	76	863	147	1.740
44219993	Prayer beads of other than bamboo	1	161	20	2.069
44219994	Other beads of other than bamboo	33	9.312	1.040	56.232
44219995	Sticks of a kind used for making joss sticks, of other than bamboo	-	7.486	-	7.433
44219996	Barecore, of other than bamboo	29.700.036	269.876.358	14.444.695	150.338.533
44219999	Article of wood, other than bamboo, articles other than HS 44219910 - HS 44219996	166.463	3.719.303	894.599	6.453.548
45011000	Natural cork, raw or simply prepared	-	582	-	777
45019000	Waste cork, crushed, granulated or ground cork	-	58	-	82
45020000	Natural cork, debarked or roughly squared or rectangular blocks, plates, sheets or strip (include sharpedged blanks for corks or stoppers)	2.352	14.447	13.090	72.018
45039000	Articles of natural cork, other than corks and stoppers	506	29.631	6.081	26.453
45041000	Blocks, plates, sheets and strip, tiles of any shape, solid cylinders (including discs), of agglomerated cork	-	4.745	-	49.022
45049000	Articles of agglomerated cork other than blocks, plates, sheets and strip, tiles of any shape, solid cylinders, including discs.	-	2.246	-	25.749
46012100	Plaiting materials, plaits and similar products of plaiting materials, mats, matting and screens, of bambo	18.586	235.261	40.057	533.230
46012200	Plaiting materials, plaits and similar products of plaiting materials, mats, matting and screens, of rattan	32.978	390.449	593.948	5.552.126
46012900	Plaiting materials, plaits and similar products, mats, matting and screens, of vegetable materials other than bamboo and rattan	13.209	269.384	76.647	1.785.995
46019210	Plaits and similar products of plaiting materials, whether or not assembled into strips of bamboo	-	28.943	-	16.123
46019220	Fans and handscreens, frames and handles therefor, and parts thereof of bamboo	-	485	-	5.742
46019290	Plaiting materials, plaits and similar products of plaiting materials, of bamboo, other than HS 46019210 - HS 46019220	221.086	1.346.415	182.690	1.352.112
46019310	Plaits and similar products of plaiting materials, whether or not assembled into strips of rattan	2.025	44.409	15.812	619.152
46019320	Fans and handscreens, frames and handles therefor, and parts thereof of rattan	356	11.010	6.920	214.370
46019390	Plaiting materials, plaits and similar products of plaiting materials, of rattan, other than HS 46019310 - HS 46019320	28	41.830	364	510.737
46019410	Plaits and similar products of plaiting materials, whether or not assembled into strips of vegetable materials	637	11.770	48.448	402.884
46019420	Fans and handscreens, frames and handles therefor, and parts thereof of vegetable materials	-	194	-	1.421
46019490	Plaiting materials, plaits&similar products of plaiting materials,of vegetable materials, other than HS 46019410- 46019420	2.043	28.108	3.634	135.731
46019910	Mats and matting of other than bamboo, rattan, and other vegetable materials	-	235	-	1.580
46019920	Plaits and similar products of plaiting materials, whether or not assembled into strips	2.207	34.460	13.723	202.432
46019930	Fans and handscreens, frames and handles therefor, and parts thereof of other than bamboo, rattan, and other vegetable materials	80	89	436	537

Tabel 3 : Ekspor Indonesia menurut Komoditi (Kode HS 8 digit)

September 2022

Kode H S	Uraian golongan barang	Berat bersih (Kg)		Nilai F.O.B. (U S \$)	
		Bulan ini	Kumulatif	Bulan ini	Kumulatif
(1)	(2)	(3)	(4)	(5)	(6)
4601990	Plaiting materials, plaits and similar product of plaiting material, product of non-vegetable materials, other than HS 46019910-46019930	54.904	424.775	85.802	938.424
4602110	Travelling bags and suitcases of bamboo	69	263	189	6.330
46021120	Envelopes for bottles of bamboo	-	12	-	2.311
46021190	Basketwork, wickerwork and other articles, of bamboo, other than HS 46021110 - HS 46021120	144.709	1.418.378	677.227	6.720.754
46021210	Travelling bags and suitcases of rattan	86.085	869.103	782.968	6.471.450
46021220	Envelopes for bottles of rattan	218	4.124	2.191	16.787
46021290	Basketwork, wickerwork and other articles, of rattan, other than HS 46021210 - HS 46021220	759.932	9.134.784	3.927.966	44.866.359
46021910	Travelling bags and suitcases of vegetable materials other than of bamboo and rattan	11.717	290.454	149.867	2.383.243
46021920	Envelopes for bottles of vegetable materials other than of bamboo and rattan	22	1.821	238	12.794
46021990	Basketwork, wickerwork and other articles, of vegetable materials other than bamboo and rattan, other than HS 46021910 - 46021920	208.164	3.760.628	1.328.368	24.199.599
46029010	Travelling bags and suitcases of other than vegetable materials	1.774	131.729	5.847	937.549
46029090	Basketwork, wickerwork and other articles, of other than vegetable materials, other than HS 46029010 - HS 46029020	79.985	614.727	658.128	4.274.921
47020020	Chemical wood pulp, dissolving grades, of non-coniferous	139.046.997	992.007.626	110.683.038	694.591.477
47031900	Chemical wood pulp, soda or sulphate other than dissolving grades, unbleached, of non-coniferous wood	-	41.000.000	-	21.383.200
47032900	Chemical wood pulp, soda or sulphate other than dissolving grades, semi-bleached or bleached, of non-coniferous wood	355.063.213	3.202.397.374	247.330.027	1.919.242.737
47062000	Pulp of fibres derived from recovered (waste and scrap) paper or paperboard	9.434.014	124.183.474	2.873.177	22.311.717
47063000	Pulps of fibres derived from bamboo	-	39.848	-	129.116
47069100	Pulps of fibres derived from other fibrous cellulosic material obtained by mechanical processes	92.538	551.514	689.229	1.932.681
47069200	Pulps of fibres derived from other fibrous cellulosic material obtained by chemical processes	-	1.201	-	4.886
47069390	Pulps of fibres derived from other fibrous cellulosic material obtained by a combination of mechanical and chemical processes, other than abaca pulp	-	1	-	1
47071000	Recovered (waste and scrap) unbleached kraft paper or paperboard or corrugated paper or paperboard	281.642	2.909.116	42.146	472.729
47072000	Recovered (waste and scrap) other paper or paperboard made mainly of bleached chemical pulp, not coloured in the mass	9	47	2.020	5.013
47073000	Paper or paperboard, waste and scrap, made mainly of mechanical pulp (e.g newspapers, journals & similar printed matter)	11	1.637.501	56	629.423
47079000	Paper or paperboard (waste and scrap), of paper or paperboard n.e.c. sub heading 470710 - 470730 and of unsorted waste and scrap	1.098.707	7.225.643	121.361	886.835
48010011	Newsprint, weighing not more than 55 g/m2, In rolls, of a width exceeding 28 cm but not exceeding 36 cm	-	3.237.692	-	2.576.490
48010012	Newsprint, weighing not more than 55 g/m2, In rolls, other than HS 48010011	4.287.441	39.791.495	3.254.529	29.135.295
48010014	Newsprint, weighing not more than 55g/m2, in sheets, square or rectangular, one side >36 cm, and other side >15 cm in the unfolded state	-	12.129	-	12.078
48010022	Newsprint, weighing more than 55 g/m2, In rolls, of a width not exceeding 28 cm but exceeding 36 cm	-	80	-	300
48010024	Newsprint, weighing more than 55g/m2, in sheets, square or rectangular, one side >36 cm, and other side >15 cm in the unfolded state	-	4.884	-	6.383
48021000	Hand-made paper and paperboard	-	43.120	-	40.393

Tabel 3 : Ekspor Indonesia menurut Komoditi (Kode HS 8 digit)

September 2022

Kode H S	Uraian golongan barang	Berat bersih (Kg)		Nilai F.O.B. (U S \$)	
		Bulan ini	Kumulatif	Bulan ini	Kumulatif
		(1)	(2)	(3)	(4)
48022090	Uncoated paper and paperboard in rolls of more than 15 cm in width or in rectangular sheet of which no side more than 36 cm in the unfolded state	-	4.738	-	7.654
48025429	Paperboard, o.t. carbonising base paper weighing <20g/m2, in rolls of >15cm, in width or rectangular sheet of which no side > 36cm, unfold state, weighing <40g/m2	-	79.152	-	76.493
48025440	Uncoated paper and paperboard, used for writing, printing and other graphic, in rolls of ≤ 15cm, in width or in rectangular sheet > 36cm, unfold state	-	1.975	-	325
48025450	Uncoated paper and paperboard, multi-ply paper and paperboard	-	3	-	20
48025490	Carbonising base paper, other than HS 48025430 - HS 48025450	-	344.698	-	514.288
48025529	Fancy paper and paperboard, weighing 40g/m2 or more but no more than 150g/m2, in rolls, of a width more than 15 cm exceeding	-	25.556	-	87.782
48025569	Paper and paperboard of a kind used for writing, printing and other graphic purposes, of a width exceeding 15 cm	5.710.189	80.156.276	5.336.506	68.104.474
48025590	Paper and paperboard, other than multi-ply paper	60.337.924	535.529.623	48.061.706	398.323.603
48025641	Paper and paperboard of a kind used for writing, printing and other graphic purposes, width <36cm in rectangular sheet, unfolded state	14.303.788	161.805.409	13.532.006	140.129.525
48025690	Paper and paperboard, used for writing, printing and other graphic purposes, 40-150 g/m2, 1 side <435mm and other side <297mm, other than multi-ply paper	105.751.440	985.177.970	89.308.641	795.059.854
48025729	Paper and paperboard, used for writing, printing and other graphic purposes, with no side ≤36cm, unfolded state, weight 40-150 g/m2	5.581.028	60.884.298	5.670.507	54.487.368
48025790	Paper and paperboard, other than multi-ply paper, unfolded state, weighing 40 g/m2-150 g/m2	34.505.733	266.504.927	29.064.726	210.856.981
48025829	Fancy paper and paperboard, in rolls of width > 15 cm in rectangular sheet with one side ≤ 36cm and other side ≤ 15 cm, weighing ≥150 g/m2, unfolded state	-	124.245	-	253.384
48025831	Paper and paperboard, for writing, printing and other graph purpose, in rolls of width > 15 cm in rectangular shape, with no side > 36cm, unfolded state, weighing ≥150 g/m2	154.678	1.669.828	209.976	2.044.827
48025839	Paper and paperboard, for writing, printing and other graph purpose, in rolls of width ≤ 15 cm in rectangular shape, with no side > 36cm, unfolded state, weighing ≥150 g/m2	3.401.727	36.911.320	3.440.276	35.427.410
48025891	Paper and paperboard, weighing 150g/m2 - 225 g/m2, unfolded state, other than HS 48025821 - HS 48025840	2.867.983	27.803.706	2.522.977	24.065.196
48025899	Paper and paperboard, weighing < 150g/m2, unfolded state, other than HS 48025821 - HS 48025840	1.367.541	22.318.670	1.307.300	20.950.321
48026221	Fancy paper and paperboard, other than rectangular sheets with one side ≤ 36cm and the other side ≤ 15 cm in unfolded state, weighing 150 g/m2 - 225 g/m2, in sheet	18.628	59.787	62.864	172.038
48026229	Fancy paper and paperboard other than rectangular (including square) sheets with one side ≤ 36cm and the other side ≤ 15 cm in unfolded state, weighing < 150 g/m2 or > 225 g/m2, in sheet	-	12.801	-	34.388
48026299	Fancy paper and paperboard, other than multi-ply paper, unfolded state, in sheets of which one side ≤435mm and other side ≤297mm, weight less than 150g/m2 or more than 225g/m2	-	17.083	-	45.611
48030030	Toilet or facial tissue stock, towel or napkin stock and similar paper, of cellulose wadding or of webs of cellulose fibres	-	2.043	-	3.619
48030090	Toilet or facial tissue stock, towel or napkin stock and similar paper, of other than cellulose wedding/webs of cellulose fibres	63.183.657	492.399.645	76.189.495	555.621.938
48041100	Kraftliner, unbleached	-	2	-	15
48041900	Kraftliner, bleached	8.543	63.900	8.189	72.463

Tabel 3 : Ekspor Indonesia menurut Komoditi (Kode HS 8 digit)

September 2022

Kode H S	Uraian golongan barang	Berat bersih (Kg)		Nilai F.O.B. (U S \$)	
		Bulan ini	Kumulatif	Bulan ini	Kumulatif
		(1)	(2)	(3)	(4)
48042110	Sack kraft paper, unbleached, of a kind used for making cement bags	171.884	662.237	110.006	431.187
48042190	Sack kraft paper, unbleached, of other than kind used for making cement bags	-	1.687.631	-	1.074.652
48042990	Sack kraft paper, bleached, of other than kind used for making cement bags	-	43.923	-	42.748
48043190	Kraft paper and paperboard weighing 150 g/m2 or less, unbleached, other than HS 48043110 - HS 48043150	302.084	4.364.919	357.375	4.726.961
48043920	Kraft paper and paperboard weighing 150 g/m2 or less, bleached, used for making food packaging	-	14.800	-	24.568
48043990	Kraft paper and paperboard weighing 150 g/m2 or less, bleached, other than HS 48043910 and HS 48043920	2.743.656	27.000.553	3.167.659	29.798.224
48044190	Kraft paper and paperboard weighing 150 g/m2 - 225 g/m2, unbleached, other than electrical grade insulating kraft paper	-	79.199	-	87.916
48044290	Paper and paperboard not used for making food package, bleached uniformly > 95% by total of fibre content of wood fibre chemically	909.541	17.516.426	923.703	18.345.347
48044910	Paper and paperboard a kind used for making food packaging, bleached uniformly throughout the mass and not less than 95% by weight	-	4	-	600
48051100	Semichemical fluting paper	576.827	8.810.026	378.846	6.817.087
48051910	Fluting paper other than semichemical and straw, weighing more than 150 g/m2 but less than 225 g/m2	-	11.710.247	-	6.905.959
48051990	Fluting paper other than semichemical and straw, weighing less than 150 g/m2 or more than 225 g/m2	66.790.963	402.211.058	25.181.050	181.714.015
48052400	Testliner (recycled liner board), weighing 150 g/m2 or less	2.733.871	23.992.770	1.098.153	11.876.141
48052510	Testliner (recycled liner board), Weighing more than 150 g/m2 but less than 225 g/m2	512.678	3.868.374	252.254	1.945.809
48052590	Testliner (recycled liner board), weighing equal or more than 225 g/m2	1.342	415.682	134	238.297
48053090	Sulphite wrapping paper, other than coloured paper of a kind used for wrapping wooden match box	2	164	424	1.195
48055000	Felt paper and paperboard	2.137.111	26.249.263	1.337.158	18.217.193
48059190	Paper other than for packing of flat glass products, resin content by weight of 0.6% or less and manufacture joss paper, weighing 150 g/m2 or less	3.123.595	44.648.499	2.192.674	33.271.553
48059210	Multiply paper and paperboard, uncoated paper and paperboard, in rolls or sheets, weighing more than 150 g/m2 but less than 225 g/m2	-	364.546	-	258.159
48059290	Uncoated paper and paperboard, in rolls or sheets, weighing more than 150 g/m2 but less than 225 g/m2, other than multiply paper and paperboard	356.276	3.690.504	257.010	2.666.595
48059310	Multiply paper and paperboard, uncoated paper and paperboard, in rolls or sheets, weighing 225 g/m2 or more	1.795.812	16.434.533	837.431	8.723.753
48059390	Uncoated paper and paperboard, in rolls or sheets, weighing 225 g/m2 or more, other than multiply paper and paperboard and blotting paper	33.081	530.960	19.158	257.370
48062000	Greaseproof papers	1.639.990	14.493.382	2.611.659	22.048.834
48063000	Tracing papers	-	3.496	-	15.795
48064000	Glassine and other glazed transparent or translucent papers	41.450	416.764	88.037	745.536
48070000	Composite paper and paperboard, not surface-coated or impregnated, whether or not internally reinforced, in rolls or sheets	-	0	-	0
48081000	Corrugated paper and paperboard, whether or not perforated	-	806	-	4.124
48084000	Kraft paper, creped or crinkled, whether or not embossed or perforated	-	135	-	2.060
48089030	Paper and paperboard, embossed paper	-	35.165	-	68.157
48089090	Paper and paperboard, other than HS code 48089020 - 48089030	-	48.940	-	59.515
48092000	Self-copy paper	4.250.612	41.019.110	6.731.882	61.445.267

Tabel 3 : Ekspor Indonesia menurut Komoditi (Kode HS 8 digit)

September 2022

Kode H S	Uraian golongan barang	Berat bersih (Kg)		Nilai F.O.B. (U S \$)	
		Bulan ini	Kumulatif	Bulan ini	Kumulatif
(1)	(2)	(3)	(4)	(5)	(6)
48101399	Paper and paperboard, not printed, of a width of more than 150 mm, in rolls	1.995.439	26.668.110	3.466.010	37.740.293
48101499	Paper and paperboard, not printed, of which no side less than 360 mm, in sheets with one side less than 435 mm and the other side less than 297 mm unfolded state	300.991	1.862.780	323.622	1.889.424
48101910	Paper and paperboard, printed for self-record apparatus, no side exceed 360mm unfold state, have <10% weight, contain fibre of chemical or mechanical process, one side >435 mm and other side >297mm	213.841	1.433.977	648.617	4.717.124
48101990	Paper and paperboard, not printed for self-record apparatus, no side exceed 360mm unfold state, have <10% weight, contain fibre of chemical/mechanical process, one side >435 mm and other side >297mm	1.732.809	21.292.807	2.973.728	32.161.369
48102999	Paper and paperboard, not printed for self-record apparatus, in rolls of a width of >150 mm, or in sheets of which no side less than 360 mm in the unfolded state, other than lightweight coated paper	11.852.281	111.228.219	12.817.039	121.069.063
48103290	Kraft paper and paperboard, bleached in rolls of ≤150 mm width or in sheets of no side >360 mm in the unfolded state weighing more than 150g/m ²	-	995.099	-	989.823
48103990	Kraft paper and paperboard, unbleached in rolls of >150 mm width or in sheets of no side >360 mm in the unfolded state	-	24.562	-	19.586
48109290	Paper and paperboard, multi-ply, in rolls of >150 mm in width or sheets of which side >360 mm in the unfolded state	5.931.294	57.899.719	3.916.276	45.631.120
48109990	Paper and paperboard, other than multi-ply, in rolls of >150mm in width or sheets of which side >360mm in the unfolded state	47.527	139.238	37.241	153.643
48111090	Tarred, bituminised or asphalted paper and paperboard, in rolls of >15 cm in width, in rectangular (include square), or in sheets of which side >36cm unfolded	-	35.018	-	80.621
48114120	Gummed or adhesive paper and paperboard, self-adhesive, in rolls of <15cm in width or in rectangular (include square) sheets of which side <36cm unfolded	23.901	151.415	51.980	309.119
48114190	Gummed or adhesive paper and paperboard, self-adhesive, in rolls of >15cm in width or in rectangular (include square) sheets of which side >36cm unfolded	941.152	9.317.518	2.430.625	23.720.177
48114900	Gummed or adhesive paper and paperboard, other than self-adhesive	49	74.219	1.128	203.586
48115920	Paper and paperboard covered on both faces with transparent films of plastics and with a lining of aluminium foil, for the packaging of liquid food products, bleached, weigh ≤150 g/m ²	-	7.238	-	10.130
48115999	Paper and paperboard coated, bleached, weigh ≤150g/m ² , in roll of >15cm in width, or in sheets of which side >36cm unfold state, other than floor covering	1.770.698	20.718.201	2.635.400	30.903.188
48116099	Paper & paperboard, coated, soak/covered with wax, parfin wax, starin, oil/glycerol, in rolls ≥15cm width/rectangular (include square) sheets of which side >36cm, unfolded state, o.t floor coverings	-	19.976	-	82.115
48119049	Paper and paperboard, cellulose wadding and web cellulose fibre, in roll ≤15cm width or rectangular sheet of which side <36cm unfolded state, other than floor coverings and marbled paper	-	70	-	405
48119091	Paper and paperboard, cellulose wadding and web cellulose fibre, in roll >15cm width or rectangular sheets of which side <36cm unfold state, floor coverings	-	748	-	1.725
48119093	Paper and paperboard, cellulose wadding and web cellulose fibre, in roll >15cm width or rectangular sheets of which side <36cm unfold state, other than floor coverings and marbled paper	3.950	7.901	114.960	229.921
48119099	Paper, paperboard, cellulose wadding and webs of cellulose fibres other than HS 48119091 - 48119092	692.625	8.918.848	1.241.024	17.067.987

Tabel 3 : Ekspor Indonesia menurut Komoditi (Kode HS 8 digit)

September 2022

Kode H S	Uraian golongan barang	Berat bersih (Kg)		Nilai F.O.B. (U S \$)	
		Bulan ini	Kumulatif	Bulan ini	Kumulatif
(1)	(2)	(3)	(4)	(5)	(6)
48131000	Cigarette paper, in the form of booklets or tubes.	210.830	1.610.012	6.223.934	47.913.145
48132010	Cigarette tipping paper, in rolls of width not exceeding 5 cm	-	3.091.444	-	5.744.819
48132021	Tobacco wrapping paper, uncoated, in rolls of width not exceeding 5 cm	76.086	427.900	404.683	1.534.201
48132022	Plug wrap paper having a porosity of more than 12 cm ³ (min- 1cm-2) in CORESTA Air Permeability unit, uncoated, in rolls of width not exceeding 5 cm	-	3.779	-	7.820
48132023	Plug wrap paper having a porosity of not more than 12 cm ³ (min- 1cm-2) in CORESTA Air Permeability unit, uncoated, in rolls of width not exceeding 5 cm	454.729	1.806.717	723.415	3.050.385
48132029	Cigarette paper other than tobacco wrapping paper and plug wrap paper, uncoated, in rolls of width not exceeding 5 cm	641.256	3.249.635	1.181.500	6.493.134
48132032	Plug wrap paper, coated, in rolls of width not exceeding 5 cm	2.139	68.676	3.948	131.824
48132039	Cigarette paper other than tobacco wrapping paper and plug wrap paper, coated, in rolls of width not exceeding 5 cm	-	24.582	-	46.706
48139012	Cigarette tipping paper, coated, in rolls of a width exceeding 5 cm	179.014	890.728	305.667	1.984.099
48139019	Cigarette paper, other than tobacco wrapping paper and tipping paper, coated, in rolls of a width exceeding 5 cm	6.921	306.576	32.344	561.823
48139099	Cigarette paper, oter than tobacco wrapping paper, uncoated, in rolls of a width not exceeding 5 cm	72.614	795.749	135.408	1.878.111
48142099	Wallpaper and similar wall coverings, other than photo murals, of a width exceeding 60cm	6	89	143	1.765
48149000	Window transparencies of paper	1	1	40	40
48162010	Selfcopy paper (other than those of heading 4809), in rolls of a width exceeding 15 cm but not exceeding 36 cm	1.279.180	15.862.451	2.086.569	23.784.226
48162090	Self-copy paper (other than those of heading 4809), in rolls except of a width exceeding 15 cm but exceeding 36 cm	287.615	1.328.642	550.635	2.179.601
48169090	Paper, carbon paper and other copying or transfer papers (other than those of heading no 4809), other than HS 48162010-48169050	143.106	909.567	189.642	1.131.056
48171000	Envelopes	155.754	1.872.259	359.125	3.840.910
48172000	Letter cards, plain postcards and correspondence cards	53	690	1.095	11.539
48173000	Boxes, pouches, wallets and writing compendiums, of paper or paperboard, containing an assortment of paper stationery	-	13.059	-	32.561
48181000	Toilet paper	1.860.497	15.592.665	2.590.992	20.240.115
48182000	Handkerchiefs, cleansing or facial tissues and towels	4.960.004	42.825.632	7.462.336	61.784.778
48183020	Serviettes	319.823	3.159.097	534.644	4.979.327
48185000	Articles of apparel and clothing accessories, of paper pulp, paper	-	10	-	288
48189000	Cellulose wadding or webs of cellulose fibres, of a kind used for household or sanitary purposes, in rolls of a width not exceeding 36 cm, or cut to size or shape	181.388	1.231.020	237.814	1.549.511
48191000	Cartons, boxes and cases of corrugated paper or paperboard	981.190	7.078.919	1.411.064	10.181.187
48192000	Folding cartons, boxes and cases of non-corrugated paper or paperboard	2.645.169	15.683.604	4.689.749	29.895.117
48193000	Sacks and bags having a base of a width of 40 cm or more	245.555	1.847.241	508.013	4.156.286
48194000	Other sacks and bags of paper, paperboard, cellulose wadding or webs of cellulose fibres, including cones	2.051.378	20.954.713	6.110.344	61.707.281
48195000	Other packing containers of paper, paperboard, cellulose wadding or webs of cellulose fibres, including record sleeves	894.649	7.885.430	3.591.109	29.044.170
48196000	Box files, letter trays, storage boxes and similar articles, of a kind used in offices, shops or the like	53.028	698.991	26.065	710.499
48201000	Registers, account books, note books, order books, receipt books, letter pads, memorandum pads, diaries and similar articles	1.850.964	17.603.930	2.771.465	27.391.459
48202000	Exercise books	3.778.344	38.953.087	5.134.437	53.077.851
48203000	Binders (other than book covers), folders and file covers	125.799	1.838.139	296.406	3.760.324
48204000	Manifold business forms and interleaved carbon sets	284.041	2.508.132	524.876	4.109.138
48205000	Albums for samples or for collections of paper or paperboard	9.771	42.415	177.488	647.358
48209000	Other articles of stationery of paper or paperboard	42.835	845.232	762.358	4.048.674

Tabel 3 : Ekspor Indonesia menurut Komoditi (Kode HS 8 digit)

September 2022

Kode H S	Uraian golongan barang	Berat bersih (Kg)		Nilai F.O.B. (U S \$)	
		Bulan ini	Kumulatif	Bulan ini	Kumulatif
		(1)	(2)	(3)	(4)
48211010	Labels of a kind used for jewellery, including objects of personal adornment or articles of personal use normally carried in the pocket, in the handbag or on the person; printed	0	715	8	9.386
48211090	Other than labels of a kind used for jewellery, including objects of personal adornment or articles of personal use normally carried in the pocket, in the handbag or on the person; printed	21	1.789	1.253	57.504
48219010	Labels of a kind used for jewellery, including objects of personal adornment or articles of personal use normally carried in the pocket, in the handbag or on the person; not printed	10	30	125	352
48219090	Other than labels of a kind used for jewellery, including objects of personal adornment or articles of personal use normally carried in the pocket, in the handbag or on the person; not printed	9.207	14.020	28.119	81.232
48221010	Bobbins, spools, cops and similar supports of paper pulp, paper or paperboard (whether or not perforated or hardened); of a kind used for winding textile yarn; cones	358.629	2.596.085	402.845	2.997.836
48221090	Bobbins, spools, cops and similar supports of paper pulp, paper or paperboard (whether or not perforated or hardened); of a kind used for winding textile yarn; other than cones	82.672	165.179	94.152	206.412
48229090	Bobbins, spools, cops and similar supports of paper pulp, paper or paperboard (whether or not perforated or hardened); other than of a kind used for winding textile yarn; other than cones	107.946	1.354.697	186.945	2.233.357
48232090	Filter paper and paperboard, other than in strips, rolls or sheets	24.935	217.685	44.159	364.769
48234090	Rolls, sheets and dials, printed for self-recording apparatus, other than for electromedical apparatus	76.686	1.054.352	150.979	2.128.054
48236100	Trays, dishes, plates, cups and the like, of paper or paperboard, of bamboo	449.659	1.102.237	349.838	832.114
48236900	Trays, dishes, plates, cups and the like, of paper or paperboard, other than of bamboo	1.171.952	8.624.598	3.859.857	29.013.139
48237000	Moulded or pressed articles of paper pulp	8	3.200	5	9.725
48239020	Display cards of a kind used for jewellery, including objects of personal adornment or articles of personal use normally carried in the pocket, in the handbag or on the person	-	4.758.892	-	3.465.821
48239040	Paper tube sets of a kind used for the manufacture of fireworks	11.533	64.684	54.640	330.088
48239059	Kraft paper, in rolls of a width of 209 mm, of a kind used as wrapper for dynamite sticks; weighing more than 150 g/m2	78	78	14.821	14.821
48239070	Fans and handscreens	-	1	-	7
48239091	Silicone paper	310	688	467	1.027
48239092	Joss paper	132.958	1.342.811	83.596	811.830
48239096	Other than kraft paper in rolls of a width of 209 mm of a kind used as wrapper for dynamite sticks, cut to shape other than rectangular or square	-	143.536	-	247.774
48239099	Other articles of paper pulp, paper, paperboard, cellulose wadding or webs of cellulose fibres; n.e.c. in heading 4823	446.299	3.552.801	3.634.172	22.806.255
49011000	Printed books, brochures, leaflets and similar printed matter in single sheets, whether or not folded	11.628	375.777	44.709	2.052.168
49019100	Dictionaries and encyclopaedias, and serial instalments thereof	-	2	-	100
49019910	Educational, technical, scientific, historical or cultural books	88.573	501.764	238.473	1.955.565
49019990	Printed books, brochures, leaflets and similar printed matter not in single sheets, whether or not folded; other than educational, technical, scientific, historical or cultural books	91.768	1.184.876	383.299	4.893.140

Tabel 3 : Ekspor Indonesia menurut Komoditi (Kode HS 8 digit)

September 2022

Kode H S	Uraian golongan barang	Berat bersih (Kg)		Nilai F.O.B. (U S \$)	
		Bulan ini	Kumulatif	Bulan ini	Kumulatif
(1)	(2)	(3)	(4)	(5)	(6)
49021000	Newspapers, journals and periodicals, whether or not illustrated or containing advertising material; appearing at least four times a week	162	1.282	515	1.754
49029010	Educational, technical, scientific, historical or cultural journals and periodicals	7.711	84.438	89.011	955.547
49029090	Newspapers, journals and periodicals, whether or not illustrated or containing advertising material; other than educational, technical, scientific, historical or cultural journals and periodicals	321	1.144	1.189	8.829
49030000	Children's picture, drawing or colouring books	5.519	78.732	24.674	344.052
49040000	Music, printed or in manuscript, whether or not bound or illustrated	1	99	46	1.152
49052000	Maps and hydrographic or similar charts of all kinds, including atlases, wall maps, topographical plans and globes, printed; in book form	286	5.236	2.115	7.222
49059000	Maps and hydrographic or similar charts of all kinds, including atlases, wall maps, topographical plans and globes, printed; other than in book form	609	2.719	1.174	25.978
49060000	Plans&drawings for architect,engineer,industry,commercial,topograph/similar purpose,being original hand-drawn;hand-written text;photographic reproduction on sensitised paper&carbon copy of foregoing	38	1.635	4.262	164.255
49070021	Unused postage stamps	2	2.736	73	85.018
49070029	Unused revenue or similar stamps	179	1.088	10.694	36.640
49070060	Stock, share or bond certificates and similar documents of title	2	770	134	91.088
49070090	Stamp-impressed paper; n.e.c. in heading 4907	72.934	1.451.947	481.630	6.887.313
49081000	Transfers (decalcomanias), vitrifiable	3.385	56.147	37.237	467.438
49089000	Transfers (decalcomanias), not vitrifiable	1.897	9.626	20.799	295.214
49090000	Printed or illustrated postcards; printed cards bearing personal greetings, messages or announcements, whether or not illustrated, with or without envelopes or trimmings	40.654	491.612	278.879	2.840.951
49100000	Calendars of any kind, printed, including calendar blocks	4.985	27.094	67.651	409.692
49111010	Trade advertising material, commercial catalogues and the like; catalogues listing only educational, technical, scientific, historical or cultural books and publications	614	16.707	8.758	106.288
49111090	Trade advertising material, commercial catalogues and the like; other than catalogues listing only educational, technical, scientific, historical or cultural books and publications	16.067	147.484	243.779	2.463.668
49119110	Designs	1.883	8.292	19.358	86.946
49119129	Pictures and photographs of a kind to be mounted for instructional purposes; other than anatomical and botanical	13	1.767	262	51.909
49119199	Pictures and photographs, other than of a kind to be mounted for instructional purposes; other than anatomical and botanical	22	6.346	863	54.477
49119910	Printed cards for jewellery or for small objects of personal adornment or articles of personal use normally carried in the pocket, handbag or on the person	1.028	6.969	2.487	15.688
49119920	Printed labels for explosives other than those of heading 4821	50	67	339	454
49119930	Educational, technical, scientific, historical or cultural material printed on a set of cards	-	54	-	736
49119940	Printed matter which grants the right to access,install,reproduce/otherwise use software(games),data,internet content(in-game/in-app content)/services,or telecommunications services(mobile services)	18	392	168	106.635
49119990	Printed matter, other than trade advertising material, commercial catalogues and the like; other than pictures, designs and photographs, n.e.c. in heading 4911	29.077	339.879	244.769	2.043.431

Tabel 3 : Ekspor Indonesia menurut Komoditi (Kode HS 8 digit)

September 2022

Kode H S	Uraian golongan barang	Berat bersih (Kg)		Nilai F.O.B. (U S \$)	
		Bulan ini	Kumulatif	Bulan ini	Kumulatif
(1)	(2)	(3)	(4)	(5)	(6)
50030000	Silk waste (including cocoons unsuitable for reeling, yarn waste and garnetted stock)	-	1.123	-	12.089
50050000	Yarn spun from silk waste, not put up for retail sale	-	0	-	24
50060000	Silk yarn and yarn spun from silk waste, put up for retail sale; silk-worm gut	15.165	30.322	3.984	40.165
50071030	Woven fabrics of noil silk, printed by the traditional batik process	425	702	2.289	3.901
50071090	Woven fabrics of noil silk, other than unbleached or bleached, other than printed by the traditional batik process	4	60	20	121
50072030	Woven fabrics, containing 85 % or more by weight of silk or of silk waste other than noil silk, printed by the traditional batik process	-	6	-	9
50072090	Woven fabrics, containing 85 % or more by weight of silk or of silk waste other than noil silk, other than unbleached or bleached, other than printed by the traditional batik process	4	590	4	24.706
50079020	Woven fabrics, containing less than 85 % by weight of silk or of silk waste other than noil silk, unbleached or bleached	-	176	-	593
50079030	Woven fabrics, containing less than 85 % by weight of silk or of silk waste other than noil silk, printed by the traditional batik process	-	364	-	18.552
50079090	Woven fabrics, containing less than 85 % by weight of silk or of silk waste other than noil silk, other than unbleached or bleached, other than printed by the traditional batik process	195	246	5.175	6.681
51011900	Wool, not carded or combed, greasy, including fleece-washed wool, other than shorn wool	-	1	-	5
51012900	Wool not carded or combed, degreased, not carbonised, other than shorn wool	-	10.960	-	2.756
51021900	Fine animal hair other than of kashmir (cashmere) goats, not carded or combed	-	50	-	450
51022000	Coarse animal hair, not carded or combed	-	1	-	90
51032000	Other waste of wool or of fine animal hair	-	13	-	310
51062000	Yarn of carded wool, not put up for retail sale, containing less than 85 % by weight of wool	-	1	-	2
51072000	Yarn of combed wool, not put up for retail sale, containing less than 85 % by weight of wool	45.904	337.478	67.625	515.577
51091000	Yarn of wool or of fine animal hair, put up for retail sale; containing 85 % or more by weight of wool or of fine animal hair	5	139	25	1.590
51099000	Yarn of wool or of fine animal hair, put up for retail sale; containing less than 85 % by weight of wool or of fine animal hair	65	563	184	763
51100000	Yarn of coarse animal hair or of horsehair (including gimped horsehair yarn), whether or not put up for retail sale	-	8.210	-	2.859
51111100	Woven fabrics of carded wool or of carded fine animal hair; containing 85 % or more by weight of wool or of fine animal hair; of a weight not exceeding 300 g/m2	-	3	-	321
51111900	Woven fabrics of carded wool or of carded fine animal hair; containing 85 % or more by weight of wool or of fine animal hair; of a weight exceeding 300 g/m2	-	283	-	10.901
51112000	Woven fabrics of carded wool or of carded fine animal hair; containing less than 85 % by weight of wool or of fine animal hair; mixed mainly or solely with man-made filaments	-	3	-	95
51113000	Woven fabrics of carded wool or of carded fine animal hair; containing less than 85 % by weight of wool or of fine animal hair; mixed mainly or solely with man-made staple fibres	-	10	-	260
51119000	Woven fabrics of carded wool or of carded fine animal hair; containing < 85 % by weight of wool or of fine animal hair; oth than mixed mainly/solely with man-made filaments/with man-made staple fibres	181	183	5.165	5.285

Tabel 3 : Ekspor Indonesia menurut Komoditi (Kode HS 8 digit)

September 2022

Kode H S	Uraian golongan barang	Berat bersih (Kg)		Nilai F.O.B. (U S \$)	
		Bulan ini	Kumulatif	Bulan ini	Kumulatif
(1)	(2)	(3)	(4)	(5)	(6)
51121110	Woven fabrics of combed wool or of combed fine animal hair; containing 85 % or more by weight of wool or of fine animal hair; of a weight ≤ 200 g/m2; printed by the traditional batik process	-	29	-	315
51121190	Woven fabrics of combed wool or of combed fine animal hair; containing 85 % or more by weight of wool or of fine animal hair; of a weight ≤ 200 g/m2; oth than printed by the traditional batik process	5	69	263	2.767
51121990	Woven fabrics of combed wool or of combed fine animal hair; containing 85 % or more by weight of wool or of fine animal hair; of a weight > 200 g/m2; oth than printed by the traditional batik process	-	1.917	-	3.141
51122000	Woven fabrics of combed wool or of combed fine animal hair; containing < 85 % by weight of wool or of fine animal hair; mixed mainly or solely with man-made filaments	268	2.944	10.500	17.090
51123000	Woven fabrics of combed wool or of combed fine animal hair; containing < 85 % by weight of wool or of fine animal hair; mixed mainly or solely with man-made staple fibres	-	42	-	1.784
51129000	Woven fabrics of combed wool/of combed fine animal hair;containing<85 % by weight of wool or of fine animal hair;oth than mixed mainly or solely with man-made staple fibres/with man-made staple fibres	124	144	5.261	5.941
51130000	Woven fabrics of coarse animal hair or of horsehair	-	2	-	4
52010000	Cotton, not carded or combed	356.021	2.840.776	880.625	6.392.622
52021000	Cotton yarn waste (including thread waste)	31.840	237.640	46.745	317.843
52029100	Cotton waste, garnetted stock	-	159.087	-	239.535
52029900	Cotton waste, other than yarn waste, other than garnetted stock	551.745	7.631.507	1.007.616	12.019.906
52030000	Cotton, carded or combed	419.033	6.426.601	822.025	12.711.555
52041190	Cotton sewing thread; not put up for retail sale; containing 85 % or more by weight of cotton; other than unbleached	38	220	46	1.635
52041900	Cotton sewing thread; not put up for retail sale; containing less than 85 % by weight of cotton	1.907	19.849	4.387	41.517
52042000	Cotton sewing thread; put up for retail sale	1.795	11.569	1.098	8.396
52051100	Single yarn, of uncombed fibres; measuring 714.29 decitex or more (not exceeding 14 metric number)	351.363	2.779.142	549.244	5.119.445
52051200	Single yarn, of uncombed fibres; measuring less than 714.29 decitex but not less than 232.56 decitex (exceeding 14 metric number but not exceeding 43 metric number)	1.123.530	23.477.155	3.341.999	86.545.704
52051300	Single yarn, of uncombed fibres; measuring less than 232.56 decitex but not less than 192.31 decitex (exceeding 43 metric number but not exceeding 52 metric number)	273.009	15.892.863	1.116.430	70.846.358
52051400	Single yarn, of uncombed fibres; measuring less than 192.31 decitex but not less than 125 decitex (exceeding 52 metric number but not exceeding 80 metric number)	345.115	6.658.912	1.465.503	27.416.009
52052100	Single yarn, of combed fibres; measuring 714.29 decitex or more (not exceeding 14 metric number)	22.782	269.126	97.318	1.234.209
52052200	Single yarn, of combed fibres; measuring less than 714.29 decitex but not less than 232.56 decitex (exceeding 14 metric number but not exceeding 43 metric number)	412.532	6.979.100	1.928.754	33.258.429
52052300	Single yarn, of combed fibres; measuring less than 232.56 decitex but not less than 192.31 decitex (exceeding 43 metric number but not exceeding 52 metric number)	745.815	12.207.349	3.362.934	58.591.201
52052400	Single yarn, of combed fibres; measuring less than 192.31 decitex but not less than 125 decitex (exceeding 52 metric number but not exceeding 80 metric number)	701.318	7.487.347	3.368.359	40.035.731
52052600	Single yarn, of combed fibres; measuring less than 125 decitex (exceeding 80 metric number)	4.355	9.587	49.984	116.920
52052700	Single yarn, of combed fibres; measuring less than 106.38 decitex but not less than 83.33 decitex (exceeding 94 metric number but not exceeding 120 metric number)	7.613	74.384	92.696	789.860

Tabel 3 : Ekspor Indonesia menurut Komoditi (Kode HS 8 digit)

September 2022

Kode H S	Uraian golongan barang	Berat bersih (Kg)		Nilai F.O.B. (U S \$)	
		Bulan ini	Kumulatif	Bulan ini	Kumulatif
(1)	(2)	(3)	(4)	(5)	(6)
52052800	Single yarn, of combed fibres; measuring less than 83.33 decitex (exceeding 120 metric number)	-	19.611	-	188.086
52053200	Multiple (folded)/ cabled yarn, of uncombed fibres; measuring per single yarn < 714.29 decitex but ≥ 232.56 decitex (exceeding 14 metric number but not exceeding 43 metric number per single yarn)	16.829	261.726	79.418	1.225.509
52053300	Multiple (folded)/ cabled yarn, of uncombed fibres; measuring per single yarn < 232.56 decitex but ≥ 192.31 decitex (exceeding 43 metric number but not exceeding 52 metric number per single yarn)	61.871	469.413	312.269	2.350.805
52053400	Multiple (folded)/ cabled yarn, of uncombed fibres; measuring per single yarn < 192.31 decitex but ≥ 125 decitex (exceeding 52 metric number but not exceeding 80 metric number per single yarn)	15.332	386.346	82.709	1.842.079
52053500	Multiple (folded) or cabled yarn, of uncombed fibres; measuring per single yarn less than 125 decitex (exceeding 80 metric number per single yarn)	-	63.073	-	300.497
52054200	Multiple (folded) or cabled yarn, of combed fibres; measuring per single yarn < 714.29 decitex but ≥ 232.56 decitex (exceeding 14 metric number but not exceeding 43 metric number per single yarn)	30.043	39.312	139.185	195.951
52054300	Multiple (folded) or cabled yarn, of combed fibres; measuring per single yarn < 232.56 decitex but ≥ 192.31 decitex (exceeding 43 metric number but not exceeding 52 metric number per single yarn)	-	28.392	-	154.344
52054400	Multiple (folded)/ cabled yarn, of combed fibres; measuring per single yarn < 192.31 decitex but ≥ 125 decitex (exceeding 52 metric number but not exceeding 80 metric number per single yarn)	544	395.228	4.144	1.926.441
52054700	Multiple (folded) or cabled yarn, of combed fibres; measuring per single yarn < 106.38 decitex but ≥ 83.33 decitex (> 94 metric number but ≤ 120 metric number per single yarn)	7.620	85.308	69.424	700.355
52054800	Multiple (folded) or cabled yarn, of combed fibres; measuring per single yarn less than 83.33 decitex (exceeding 120 metric number per single yarn)	-	2.722	-	21.398
52061100	Single yarn, of uncombed fibres; measuring 714.29 decitex or more (not exceeding 14 metric number)	702.206	6.577.175	745.186	7.516.273
52061200	Single yarn, of uncombed fibres; measuring less than 714.29 decitex but not less than 232.56 decitex (exceeding 14 metric number but not exceeding 43 metric number)	186.361	4.969.041	384.836	17.058.670
52061300	Single yarn, of uncombed fibres; measuring less than 232.56 decitex but not less than 192.31 decitex (exceeding 43 metric number but not exceeding 52 metric number)	27.405	616.863	132.164	2.360.366
52061400	Single yarn, of uncombed fibres; measuring less than 192.31 decitex but not less than 125 decitex (exceeding 52 metric number but not exceeding 80 metric number)	49.370	466.361	216.895	2.131.202
52061500	Single yarn, of uncombed fibres; measuring less than 125 decitex (exceeding 80 metric number)	-	777.439	-	3.291.908
52062100	Single yarn, of combed fibres; measuring 714.29 decitex or more (not exceeding 14 metric number)	210.890	2.261.505	231.775	2.551.407
52062200	Single yarn, of combed fibres; measuring less than 714.29 decitex but not less than 232.56 decitex (exceeding 14 metric number but not exceeding 43 metric number)	251.632	6.995.707	871.133	27.059.586
52062300	Single yarn, of combed fibres; measuring less than 232.56 decitex but not less than 192.31 decitex (exceeding 43 metric number but not exceeding 52 metric number)	674.532	7.971.436	2.451.328	32.027.471
52062400	Single yarn, of combed fibres; measuring less than 192.31 decitex but not less than 125 decitex (exceeding 52 metric number but not exceeding 80 metric number)	60.025	2.797.549	238.873	12.438.946
52062500	Single yarn, of combed fibres; measuring less than 125 decitex (exceeding 80 metric number)	3.765	7.999	36.208	74.554

Tabel 3 : Ekspor Indonesia menurut Komoditi (Kode HS 8 digit)

September 2022

Kode H S	Uraian golongan barang	Berat bersih (Kg)		Nilai F.O.B. (U S \$)	
		Bulan ini	Kumulatif	Bulan ini	Kumulatif
(1)	(2)	(3)	(4)	(5)	(6)
52063100	Multiple (folded) or cabled yarn, of uncombed fibres; measuring per single yarn 714.29 decitex or more (not exceeding 14 metric number per single yarn)	39.495	53.413	44.269	63.746
52063200	Multiple (folded) or cabled yarn, of uncombed fibres; measuring per single yarn < 714.29 decitex but ≥ 232.56 decitex (exceeding 14 metric number but not exceeding 43 metric number per single yarn)	-	71.595	-	155.752
52064200	Multiple (folded) or cabled yarn, of combed fibres; measuring per single yarn < 714.29 decitex but ≥ 232.56 decitex (exceeding 14 metric number but not exceeding 43 metric number per single yarn)	-	28.509	-	149.839
52064300	Multiple (folded) or cabled yarn, of combed fibres; measuring per single yarn < 232.56 decitex but ≥ 192.31 decitex (exceeding 43 metric number but not exceeding 52 metric number per single yarn)	9.390	110.420	46.190	528.859
52064400	Multiple (folded) or cabled yarn, of combed fibres; measuring per single yarn < 192.31 decitex but ≥ 125 decitex (exceeding 52 metric number but not exceeding 80 metric number per single yarn)	-	23.111	-	125.367
52071000	Cotton yarn (other than sewing thread) put up for retail sale; containing 85% or more by weight of cotton	2	532	5	7.178
52079000	Cotton yarn (other than sewing thread) put up for retail sale; containing less than 85% by weight of cotton	45.827	138.139	100.034	286.149
52081100	Plain weave, weighing not more than 100 g/m ² ; unbleached; containing 85 % or more by weight of cotton	47.803	339.865	351.591	2.542.171
52081200	Plain weave, weighing more than 100 g/m ² ; unbleached; containing 85 % or more by weight of cotton	219.701	1.870.023	1.438.362	12.097.965
52081300	3-thread or 4-thread twill, including cross twill; unbleached; containing 85 % or more by weight of cotton	30.008	433.239	156.119	2.178.981
52081900	Woven fabrics of cotton, containing 85 % or more by weight of cotton; unbleached; other than those of subheading 520811-520813	53.155	509.036	310.188	2.830.418
52082100	Plain weave, weighing not more than 100 g/m ² ; bleached; containing 85 % or more by weight of cotton	6.339	6.343	38.268	38.314
52082200	Plain weave, weighing more than 100 g/m ² ; bleached; containing 85 % or more by weight of cotton	35.217	235.082	422.813	2.634.652
52082900	Woven fabrics of cotton, containing 85 % or more by weight of cotton; bleached; other than those of subheading 520821-520823	875	39.862	6.277	113.577
52083190	Other than voile; plain weave, weighing not more than 100 g/m ² ; dyed; containing 85 % or more by weight of cotton	15	14.055	91	141.407
52083200	Plain weave, weighing more than 100 g/m ² ; dyed; containing 85 % or more by weight of cotton	43.220	474.850	480.095	4.395.459
52083300	3-thread or 4-thread twill, including cross twill; dyed; containing 85 % or more by weight of cotton	38	2.351	55	32.074
52083900	Woven fabrics of cotton, containing 85 % or more by weight of cotton; dyed; other than those of subheading 520831-520839	169	10.042	398	66.456
52084190	Other than ikat fabric; plain weave, weighing not more than 100 g/m ² ; of yarn of different colour; containing 85 % or more by weight of cotton	11.568	33.421	25.576	139.133
52084210	Ikat fabric; plain weave, weighing more than 100 g/m ² ; of yarn of different colour; containing 85 % or more by weight of cotton	10	451	20	855
52084290	Other than ikat fabric; plain weave, weighing more than 100 g/m ² ; of yarn of different colour; containing 85 % or more by weight of cotton	366	68.400	1.107	131.193
52084300	3-thread or 4-thread twill, including cross twill; plain weave, weighing more than 100 g/m ² ; of yarn of different colour; containing 85 % or more by weight of cotton	1.997	2.104	523	1.234

Tabel 3 : Ekspor Indonesia menurut Komoditi (Kode HS 8 digit)

September 2022

Kode H S	Uraian golongan barang	Berat bersih (Kg)		Nilai F.O.B. (U S \$)	
		Bulan ini	Kumulatif	Bulan ini	Kumulatif
(1)	(2)	(3)	(4)	(5)	(6)
52084900	Woven fabric of cotton, containing 85% or more by weight of cotton; of yarn of different colour; other than in subheading 520841-520843	133	13.849	323	140.978
52085110	Plain weave, weighing not more than 100g/m2; printed by the traditional batik process; containing 85 % or more by weight of cotton	-	724	-	6.510
52085190	Plain weave, weighing not more than 100g/m2; printed by other than the traditional batik process; containing 85 % or more by weight of cotton	3.062	35.312	66.111	737.590
52085210	Plain weave, weighing more than 100g/m2; printed by the traditional batik process; containing 85 % or more by weight of cotton	46.573	271.916	779.746	4.879.565
52085290	Plain weave, weighing more than 100g/m2; printed by other than the traditional batik process; containing 85 % or more by weight of cotton	72.607	678.166	919.240	8.720.873
52085910	Woven fabrics; other than plain weave; printed by traditional batik process; containing 85 % or more by weight of cotton, weighing not more than 200 g/m2	23	30	170	263
52085990	Woven fabrics; oth than plain weave; printed by oth than traditional batik process; oth than 3-thread or 4-thread twill, including cross twill; containing ≥85% by weight of cotton, weighing < 200 g/m2	4	6.362	11	39.650
52091110	Duck and canvas; plain weave; unbleached; woven fabrics of cotton, containing ≥ 85 % by weight of cotton, weighing > 200 g/m2	21	125	2.372	6.203
52091190	Other than duck and canvas; plain weave; unbleached; woven fabrics of cotton, containing ≥ 85 % by weight of cotton, weighing > 200 g/m2	75.351	645.730	815.650	6.642.573
52091200	3-thread or 4-thread twill, including cross twill; unbleached; woven fabrics of cotton, containing ≥ 85 % by weight of cotton, weighing > 200 g/m2	22.892	478.047	134.706	2.680.940
52091900	Woven fabrics of cotton, containing ≥ 85 % by weight of cotton, weighing > 200 g/m2; unbleached; other than plain weave; other than 3-thread or 4-thread twill, including cross twill	7.686	109.075	61.624	492.364
52092100	Plain weave; bleached; woven fabrics of cotton, containing ≥ 85 % by weight of cotton, weighing > 200 g/m2	-	1.980	-	18.528
52092200	3-thread or 4-thread twill, including cross twill; bleached; woven fabrics of cotton, containing ≥ 85 % by weight of cotton, weighing > 200 g/m2	6.624	92.655	75.847	1.125.053
52092900	Woven fabrics of cotton, containing ≥ 85 % by weight of cotton, weighing > 200 g/m2; bleached; other than plain weave; other than 3-thread or 4-thread twill, including cross twill	928	20.511	3.458	127.164
52093100	Plain weave; dyed; woven fabrics of cotton, containing ≥ 85 % by weight of cotton, weighing > 200 g/m2	147	6.833	1.595	33.055
52093200	3-thread or 4-thread twill, including cross twill; dyed; woven fabrics of cotton, containing ≥ 85 % by weight of cotton, weighing > 200 g/m2	759	78.161	14.249	463.624
52093900	Woven fabrics of cotton, containing ≥ 85 % by weight of cotton, weighing > 200 g/m2; dyed; other than plain weave; other than 3-thread or 4-thread twill, including cross twill	9.600	168.765	102.614	1.826.692
52094200	Denim; of yarns of different colours; woven fabrics of cotton, containing ≥ 85 % by weight of cotton, weighing > 200 g/m2	-	24.795	-	163.984
52094900	Woven fabrics of cotton, containing ≥ 85 % by weight of cotton, weighing > 200 g/m2; of yarns of different colours; other than those of subheading 520941-520943	-	3.224	-	10.463
52095110	Plain weave; printed by the traditional batik process; woven fabrics of cotton, containing ≥ 85 % by weight of cotton, weighing > 200 g/m2	-	52.434	-	541.084

Tabel 3 : Ekspor Indonesia menurut Komoditi (Kode HS 8 digit)

September 2022

Kode H S	Uraian golongan barang	Berat bersih (Kg)		Nilai F.O.B. (U S \$)	
		Bulan ini	Kumulatif	Bulan ini	Kumulatif
(1)	(2)	(3)	(4)	(5)	(6)
52095190	Plain weave; printed by other than the traditional batik process; woven fabrics of cotton, containing ≥ 85 % by weight of cotton, weighing > 200 g/m2	-	312	-	8.258
52095290	3-thread or 4-thread twill, including cross twill; printed by other than the traditional batik process; woven fabrics of cotton, containing ≥ 85 % by weight of cotton, weighing > 200 g/m2	-	1	-	1
52095910	Woven fabrics of cotton, containing ≥ 85% by weight of cotton, weighing > 200g/m2; printed by the traditional batik process; oth than plain weave; oth than 3-thread or 4-thread twill, including cross twill	-	11.043	-	34.015
52095990	Woven fabrics of cotton, contain ≥ 85% by weight of cotton, weight > 200g/m2; printed by oth than the traditional batik process; oth than plain weave; oth than 3-thread or 4-thread twill, including cross twill	17.091	145.004	425.250	3.289.317
52101100	Plain weave; unbleached; woven fabrics of cotton, containing < 85 % by weight of cotton, mixed mainly or solely with man-made fibres, weighing not more than 200 g/m2	270.030	2.599.717	1.564.834	14.175.014
52101900	Other than plain weave; unbleached; woven fabrics of cotton, containing < 85 % by weight of cotton, mixed mainly or solely with man-made fibres, weighing not more than 200 g/m2	40.857	1.016.093	204.774	4.952.507
52102100	Plain weave; bleached; woven fabrics of cotton, containing < 85 % by weight of cotton, mixed mainly or solely with man-made fibres, weighing not more than 200 g/m2	40.067	303.546	396.337	2.797.177
52102900	Other than plain weave; bleached; woven fabrics of cotton, containing < 85 % by weight of cotton, mixed mainly or solely with man-made fibres, weighing not more than 200 g/m2	11.466	93.462	138.949	924.233
52103100	Plain weave; dyed; woven fabrics of cotton, containing < 85 % by weight of cotton, mixed mainly or solely with man-made fibres, weighing not more than 200 g/m2	67.667	336.267	643.956	2.813.177
52103200	3-thread or 4-thread twill, including cross twill; dyed; woven fabrics of cotton, containing < 85 % by weight of cotton, mixed mainly or solely with man-made fibres, weighing not more than 200 g/m2	65	37.767	632	371.042
52103900	Woven fabrics of cotton, containing < 85% by weight of cotton, mixed mainly/solely with man-made fibres, weighing < 200g/m2; dyed; oth than plain weave; oth than 3-thread or 4-thread twill, including cross twill	20.206	194.373	250.506	2.471.877
52104110	Ikat fabric; plain weave; of yarns of different colours; woven fabrics of cotton, containing < 85 % by weight of cotton, mixed mainly or solely with man-made fibres, weighing not more than 200 g/m2	11.933	66.132	121.536	623.015
52104190	Other than ikat fabric; plain weave; of yarns of different colours; woven fabrics of cotton, containing < 85% by weight of cotton, mixed mainly/solely with man-made fibres, weighing not more than 200 g/m2	1.895	12.402	4.839	70.744
52104900	Other than plain weave; of yarns of different colours; woven fabrics of cotton, containing < 85 % by weight of cotton, mixed mainly or solely with man-made fibres, weighing not more than 200 g/m2	3.579	57.269	33.167	478.119
52105190	Plain weave; printed by oth than the traditional batik process; woven fabrics of cotton, containing < 85% by weight of cotton, mixed mainly or solely with man-made fibres, weighing not more than 200 g/m2	2.966	52.130	41.377	683.825
52105910	Other than plain weave; printed by the traditional batik process; woven fabrics of cotton, containing < 85% by weight of cotton, mixed mainly or solely with man-made fibres, weighing ≤ 200 g/m2	30	821	144	4.003

Tabel 3 : Ekspor Indonesia menurut Komoditi (Kode HS 8 digit)

September 2022

Kode H S	Uraian golongan barang	Berat bersih (Kg)		Nilai F.O.B. (U S \$)	
		Bulan ini	Kumulatif	Bulan ini	Kumulatif
(1)	(2)	(3)	(4)	(5)	(6)
52105990	Other than plain weave; printed by other than the traditional batik process; woven fabrics of cotton, containing < 85% by weight of cotton, mixed mainly/solely with man-made fibres, weighing ≤200g/m2	-	59	-	1.164
52111100	Plain weave; unbleached; woven fabrics of cotton, containing < 85 % by weight of cotton, mixed mainly or solely with man-made fibres, weighing more than 200 g/m2	49.104	248.612	637.076	2.760.601
52111200	3-thread or 4-thread twill, including cross twill; unbleached; woven fabrics of cotton, containing < 85 % by weight of cotton, mixed mainly or solely with man-made fibres, weighing more than 200 g/m2	19.887	143.238	118.288	789.928
52111900	Woven fabrics of cotton, contain<85%by weight of cotton,mixed mainly/solely with man-made fibres,weight>200 g/m2;unbleached;oth than plain weave;oth than 3-thread/4-thread twill,including cross twill	4.130	71.285	42.328	423.290
52112000	Woven fabrics of cotton, containing less than 85 % by weight of cotton, mixed mainly or solely with man-made fibres, weighing more than 200 g/m2; bleached	-	29.638	-	129.258
52113100	Plain weave; dyed; woven fabrics of cotton, containing < 85 % by weight of cotton, mixed mainly or solely with man-made fibres, weighing more than 200 g/m2	-	34	-	45
52113200	3-thread or 4-thread twill, including cross twill; dyed; woven fabrics of cotton, containing < 85 % by weight of cotton, mixed mainly or solely with man-made fibres, weighing more than 200 g/m2	1.607	3.112	18.338	20.569
52113900	Woven fabrics of cotton,contain<85%by weight of cotton,mixed mainly/solely with man-made fibres,weight>200 g/m2;dyed;oth than plain weave;oth than 3-thread or 4-thread twill,including cross twill	19.225	41.253	28.308	63.705
52114110	Ikatan fabric; plain weave; of yarns of different colours; woven fabrics of cotton, containing < 85 % by weight of cotton, mixed mainly or solely with man-made fibres, weighing more than 200 g/m2	-	31	-	307
52114190	Other than ikatan fabric; plain weave; of yarns of different colours; woven fabrics of cotton, containing < 85 % by weight of cotton, mixed mainly or solely with man-made fibres, weighing > 200 g/m2	-	3.000	-	17.382
52114200	Denim; of yarns of different colours; woven fabrics of cotton, containing < 85 % by weight of cotton, mixed mainly or solely with man-made fibres, weighing > 200 g/m2	14	35.794	21	129.723
52114900	Woven fabrics of cotton, containing < 85% by weight of cotton, mixed mainly/solely with man-made fibres, weighing more than 200g/m2; of yarns of different colours; oth than of subheading 521141-521143	-	2.460	-	5.108
52115110	Plain weave; printed by the traditional batik process; woven fabrics of cotton, containing < 85 % by weight of cotton, mixed mainly or solely with man-made fibres, weighing more than 200 g/m2	-	141	-	1.802
52115190	Plain weave; printed by other than the traditional batik process; woven fabrics of cotton, containing < 85 % by weight of cotton, mixed mainly or solely with man-made fibres, weighing > 200 g/m2	-	189	-	1.640
52115210	3-thread or 4-thread twill,inclcd cross twil;printed by the traditional batik process;woven fabrics of cotton,contain<85% by weight of cotton,mixed mainly/solely with man-made fibres,weight>200 g/m2	-	1	-	30
52115910	Woven fabrics of cotton,containing< 85% by weight of cotton,weighing> 200g/m2; printed by the traditional batik process; oth than plain weave;oth than 3-thread or 4-thread twill, including cross twill	-	50	-	691
52121100	Woven fabrics of cotton; weighing not more than 200 g/m2; unbleached	-	23.885	-	117.452

Tabel 3 : Ekspor Indonesia menurut Komoditi (Kode HS 8 digit)

September 2022

Kode H S	Uraian golongan barang	Berat bersih (Kg)		Nilai F.O.B. (U S \$)	
		Bulan ini	Kumulatif	Bulan ini	Kumulatif
		(1)	(2)	(3)	(4)
52121300	Woven fabrics of cotton; weighing not more than 200 g/m2; dyed	6.598	162.205	80.071	1.749.514
52121400	Woven fabrics of cotton; weighing not more than 200 g/m2; of yarns of different colours	-	9	-	52
52121510	Woven fabrics of cotton; weighing not more than 200 g/m2; printed by the traditional batik process	-	3.589	-	58.598
52121590	Woven fabrics of cotton; weighing not more than 200 g/m2; printed by other than the traditional batik process	1.262	94.579	595	953.195
52122100	Woven fabrics of cotton; weighing more than 200 g/m2; unbleached	-	4	-	35
52122300	Woven fabrics of cotton; weighing more than 200 g/m2; dyed	-	0	-	2
52122590	Woven fabrics of cotton; weighing more than 200 g/m2; printed by other than the traditional batik process	-	277	-	3.421
53012900	Flax, hackled or otherwise processed, but not spun	-	300	-	2.027
53029000	Tow and waste of true hemp (including yarn waste and garnetted stock)	-	1	-	50
53031000	Jute and other textile bast fibres (excluding flax, true hemp and ramie), raw or processed but not spun	-	7	-	20
53039000	Tow and waste of jute and other textile bast fibres (excluding flax, true hemp and ramie), (including yarn waste and garnetted stock)	144.868	5.581.567	40.845	1.258.117
53050010	Sisal and other textile fibres of the genus Agave; tow and waste of these fibres (including yarn waste and garnetted stock)	8.765	136.875	6.733	128.141
53050021	Coconut fibres, raw but not spun	214.398	2.736.199	23.973	488.036
53050022	Coconut fibres, processed but not spun	2.628.833	20.174.327	420.174	4.154.189
53050023	Abaca fibres, raw or processed but not spun	2	404	25	5.101
53050090	Ramie and other vegetable textile fibres, not elsewhere specified or included, raw or processed but not spun; tow, noils and waste of these fibres (including yarn waste and garnetted stock)	28.791	1.568.711	20.367	445.098
53061000	Single flax yarn	-	61	-	78
53071000	Single yarn of jute or of other textile bast of heading 5303	-	8.668	-	19.064
53072000	Multiple (folded) or cabled of jute or other fibres bast fibres of heading 5303	21.138	21.214	75.931	76.116
53081000	Coir yarn	-	32	-	21
53082000	True hemp yarn	1	1	49	98
53089010	Paper yarn	-	159	-	686
53089090	Yarn of other vegetable textile fibres; other than coir yarn; other than true hemp yarn; other than paper yarn	8	56	3.556	4.293
53091100	Woven fabrics of flax; containing 85 % or more by weight of flax; unbleached or bleached	2	53	505	5.853
53091900	Woven fabrics of flax; containing 85 % or more by weight of flax; other than unbleached or bleached	203	5.220	446	11.553
53092100	Woven fabrics of flax; containing less than 85 % by weight of flax; unbleached or bleached	-	567	-	3.262
53092900	Woven fabrics of flax; containing less than 85 % by weight of flax; other than unbleached or bleached	2.392	5.774	26.529	54.929
53101090	Woven fabrics of jute or of other textile bast fibres of heading 5303; unbleached; other than plain	-	1	-	20
53109000	Woven fabrics of jute or of other textile bast fibres of heading 5303; other than unbleached	-	60	-	319
53110020	Woven fabrics of other vegetable textile fibres; woven fabrics of paper yarn; burlap of abaca	-	2.002	-	660
53110090	Woven fabrics of other vegetable textile fibres; woven fabrics of paper yarn; other than printed by the traditional batik process; other than burlap of abaca	10.000	22.221	36.830	78.047
54011010	Sewing thread of man-made filaments of synthetic filaments; put up for retail sale	865	1.913	9.042	28.355
54011090	Sewing thread of man-made filaments of synthetic filaments; not put up for retail sale	37.249	512.981	370.548	3.120.024

Tabel 3 : Ekspor Indonesia menurut Komoditi (Kode HS 8 digit)

September 2022

Kode H S	Uraian golongan barang	Berat bersih (Kg)		Nilai F.O.B. (U S \$)	
		Bulan ini	Kumulatif	Bulan ini	Kumulatif
		(1)	(2)	(3)	(4)
54012090	Sewing thread of man-made filaments of artificial filaments; not put up for retail sale	715	6.635	17.932	119.641
54021100	Synthetic filament yarn, not put up for retail sale; high tenacity yarn of nylon or other polyamides, whether or not textured; of aramids	3	3	402	402
54021900	Synthetic filament yarn, not put up for retail sale; high tenacity yarn of nylon or other polyamides, whether or not textured; other than of aramids	409.380	5.892.064	2.327.216	34.401.533
54022000	Synthetic filament yarn, not put up for retail sale; high tenacity yarn of polyesters, whether or not textured	2.121.962	18.603.909	3.963.306	31.995.080
54023100	Synthetic filament yarn, not put up for retail sale; textured yarn of nylon or other polyamides, measuring per single yarn not more than 50 tex	97.542	1.091.054	452.569	4.812.303
54023200	Synthetic filament yarn, not put up for retail sale; textured yarn of nylon or other polyamides, measuring per single yarn more than 50 tex	369	78.002	88	244.138
54023310	Synthetic filament yarn, not put up for retail sale; textured yarn of polyesters, of a colour other than white	567.500	3.827.001	1.213.674	8.487.215
54023390	Synthetic filament yarn, not put up for retail sale; textured yarn of polyesters, of a colour white	3.298.728	34.395.252	6.263.929	67.450.407
54023400	Synthetic filament yarn, not put up for retail sale; textured yarn of polypropylene	212	4.717	777	20.363
54023900	Synthetic filament yarn, not put up for retail sale; textured yarn; other than of nylon or other polyamides; other than of polyesters; other than of polypropylene	21	37.469	272	112.485
54024410	Synthetic filament yarn, not put up for retail sale; single, untwisted or with a twist not exceeding 50 turns per metre; elastomeric; of polyesters	6	549	9	1.095
54024490	Synthetic filament yarn, not put up for retail sale; single, untwisted or with a twist not exceeding 50 turns per metre; elastomeric; oth than of polyesters and polypropylene	96	98.224	203	1.009.796
54024500	Synthetic filament yarn, not put up for retail sale; single, untwisted or with a twist not exceeding 50 turns per metre; other than elastomeric; of nylon or other polyamides	350.945	3.901.375	1.401.729	15.986.365
54024610	Synthetic filament yarn, not put up for retail sale; single, untwisted or with a twist < 50 turns per metre; other than elastomeric; of polyesters, partially oriented; of a colour oth than white	-	60.512	-	109.475
54024690	Synthetic filament yarn, not put up for retail sale; single, untwisted or with a twist < 50 turns per metre; other than elastomeric; of polyesters, partially oriented; of a colour white	771.760	8.530.303	1.081.688	12.676.848
54024710	Synthetic filament yarn, not put up for retail sale; single, untwisted or with a twist not exceeding 50 turns per metre; other than elastomeric; of polyesters; of a colour other than white	-	197.159	-	380.311
54024790	Synthetic filament yarn, not put up for retail sale; single, untwisted or with a twist not exceeding 50 turns per metre; other than elastomeric; of polyesters; of a colour white	3.099.414	33.089.581	6.156.979	64.066.599
54024800	Synthetic filament yarn, not put up for retail sale; single, untwisted or with a twist not exceeding 50 turns per metre; other than elastomeric; of polypropylene	27.880	156.275	71.213	403.261
54024900	Synthetic filament yarn, not put up for retail sale; single, untwisted or with a twist < 50 turns per metre; oth than elastomeric; oth than of nylon or other polyamides, polyesters, polypropylene	1.207	31.106	4.734	204.293
54025100	Synthetic filament yarn, not put up for retail sale; single, with a twist exceeding 50 turns per metre; of nylon or other polyamides	4.605	44.317	22.794	254.791
54025200	Synthetic filament yarn, not put up for retail sale; single, with a twist exceeding 50 turns per metre; of polyesters	57.218	466.621	153.767	1.367.491

Tabel 3 : Ekspor Indonesia menurut Komoditi (Kode HS 8 digit)

September 2022

Kode H S	Uraian golongan barang	Berat bersih (Kg)		Nilai F.O.B. (U S \$)	
		Bulan ini	Kumulatif	Bulan ini	Kumulatif
(1)	(2)	(3)	(4)	(5)	(6)
54025900	Synthetic filament yarn, not put up for retail sale; single, with a twist exceeding 50 turns per metre; other than of nylon or other polyamides, polyesters, polypropylene	-	208	-	4.162
54026100	Synthetic filament yarn, not put up for retail sale; multiple (folded) or cabled; of nylon or other polyamides	127.895	1.639.602	1.180.738	15.365.258
54026200	Synthetic filament yarn, not put up for retail sale; multiple (folded) or cabled; of polyesters	113.224	1.603.005	434.246	5.613.656
54026300	Synthetic filament yarn, not put up for retail sale; multiple (folded) or cabled; of polypropylene	111	1.544	302	4.351
54026900	Synthetic filament yarn, not put up for retail sale; multiple (folded) or cabled; other than of nylon or other polyamides, polyesters, polypropylene	-	777	-	11.494
54031000	Artificial filament yarn, not put up for retail sale, including artificial monofilament of less than 67 decitex; high tenacity yarn of viscose rayon	18.153	116.204	61.983	389.187
54033190	Artificial filament yarn, not put up for retail sale, including artificial monofilament of < 67 decitex; single; other than textured yarn; of viscose rayon, untwisted or with a twist ≤ 120 turns per metre	0	563.566	2	1.765.889
54033290	Artificial filament yarn, not put up for retail sale, including artificial monofilament of < 67 decitex; single; other than textured yarn; of viscose rayon, untwisted or with a twist > 120 turns per metre	278	3.117	2.403	33.062
54033390	Artificial filament yarn, not put up for retail sale, including artificial monofilament of < 67 decitex; single; other than textured yarn; of cellulose acetate	16	17	4	6
54033910	Artificial filament yarn, not put up for retail sale, including artificial monofilament of < 67 decitex; single; textured yarn; other than of viscose rayon; other than of cellulose acetate	202	914	15.031	329.102
54033990	Artificial filament yarn, not put up for retail sale, including artificial monofilament of < 67 decitex; single; other than textured yarn; other than of viscose rayon; other than of cellulose acetate	-	24	-	246
54034110	Artificial filament yarn, not put up for retail sale, including artificial monofilament of < 67 decitex; multiple (folded) or cabled; textured yarn; of viscose rayon	498	3.185	1.467	19.063
54034190	Artificial filament yarn, not put up for retail sale, including artificial monofilament of < 67 decitex; multiple (folded) or cabled; other than textured yarn; of viscose rayon	1.750	274.384	5.261	1.004.022
54034200	Artificial filament yarn, not put up for retail sale, including artificial monofilament of < 67 decitex; multiple (folded) or cabled; of cellulose acetate	129	129	34	34
54034900	Artificial filament yarn, not put up for retail sale, including artificial monofilament of < 67 decitex; multiple (folded) or cabled; other than of cellulose acetate	107	450	637	6.337
54041200	Synthetic monofilament of 67 decitex or more and of which no cross-sectional dimension exceeds 1 mm; other than elastomeric; of polypropylene	-	8	-	9
54041900	Synthetic monofilament of 67 decitex or more and of which no cross-sectional dimension exceeds 1 mm; other than elastomeric; other than of polypropylene	161.573	1.470.464	332.203	3.031.929
54049000	Strip and the like (for example, artificial straw) of synthetic textile materials of an apparent width not exceeding 5 mm	73.148	674.245	375.476	3.550.426
54060000	Man-made filament yarn (other than sewing thread), put up for retail sale	-	507	-	2.216
54071020	Woven fabrics obtained from high tenacity yarn of nylon or other polyamides or of polyesters; tyre fabrics; conveyor duck	15.989	33.727	20.354	1.054.076
54071091	Woven fabrics obtained from high tenacity yarn of nylon or other polyamides or of polyesters; other than tyre fabrics, conveyor duck; unbleached	13.758	65.298	57.495	598.514

Tabel 3 : Ekspor Indonesia menurut Komoditi (Kode HS 8 digit)

September 2022

Kode H S	Uraian golongan barang	Berat bersih (Kg)		Nilai F.O.B. (U S \$)	
		Bulan ini	Kumulatif	Bulan ini	Kumulatif
(1)	(2)	(3)	(4)	(5)	(6)
54071099	Woven fabrics obtained from high tenacity yarn of nylon or other polyamides or of polyesters; other than tyre fabrics, conveyor duck; bleached	841.736	8.087.332	7.521.027	67.468.177
54072000	Woven fabrics obtained from strip or the like	505.217	5.306.537	791.807	8.930.795
54073000	Woven fabrics of synthetic filament yarn; specified in Note 9 to Section XI	1	2.990	5	5.671
54074110	Woven nylon mesh fabrics of untwisted filament yarn suitable for use as reinforcing material for tarpaulins; containing ≥ 85 % by weight of filaments of nylon/other polyamides; unbleached or bleached	-	101	-	2.458
54074190	Other than woven nylon mesh fabrics of untwisted filament yarn suitable for use as reinforcing material for tarpaulins; contain ≥ 85% by weight of filaments of nylon/other polyamides; unbleached/bleached	2	29.384	10	110.802
54074200	Woven fabrics of synthetic filament yarn; containing 85 % or more by weight of filaments of nylon or other polyamides; dyed	5.095	82.983	2.876	555.979
54074300	Woven fabrics of synthetic filament yarn; containing 85 % or more by weight of filaments of nylon or other polyamides; of yarns of different colours	100	6.793	354	16.231
54074400	Woven fabrics of synthetic filament yarn; containing 85 % or more by weight of filaments of nylon or other polyamides; printed	2.388	9.478	637	41.365
54075100	Woven fabrics of synthetic filament yarn; containing 85 % or more by weight of textured polyester filaments; unbleached or bleached	12.940	225.078	59.033	1.153.379
54075200	Woven fabrics of synthetic filament yarn; containing 85 % or more by weight of textured polyester filaments; dyed	659.357	5.402.217	5.449.165	43.647.149
54075300	Woven fabrics of synthetic filament yarn; containing 85 % or more by weight of textured polyester filaments; of yarns of different colours	14.185	137.951	131.131	534.850
54075400	Woven fabrics of synthetic filament yarn; containing 85 % or more by weight of textured polyester filaments; printed	203.711	1.492.317	1.723.664	13.336.602
54076110	Woven fabrics of synthetic filament yarn; containing 85 % or more by weight of non-textured polyester filaments; unbleached or bleached	220.128	1.906.615	1.898.853	16.038.352
54076190	Woven fabrics of synthetic filament yarn; containing 85 % or more by weight of non-textured polyester filaments; other than unbleached or bleached	985.448	7.136.597	7.775.096	61.212.391
54076910	Woven fabrics of synthetic filament yarn; other than containing 85 % or more by weight of textured polyester filaments; unbleached or bleached	97.688	303.281	327.760	1.277.865
54076990	Woven fabrics of synthetic filament yarn; other than containing 85 % or more by weight of textured polyester filaments; other than unbleached or bleached	81.369	345.202	381.174	1.724.017
54077100	Woven fabrics of synthetic filament yarn; containing 85 % or more by weight of synthetic filaments; unbleached or bleached	183.287	3.007.976	385.084	5.650.502
54077200	Woven fabrics of synthetic filament yarn; containing 85 % or more by weight of synthetic filaments; dyed	138.125	831.244	1.237.016	7.552.795
54077300	Woven fabrics of synthetic filament yarn; containing 85 % or more by weight of synthetic filaments; of yarns of different colours	725.192	5.426.646	4.677.198	35.514.334
54077400	Woven fabrics of synthetic filament yarn; containing 85 % or more by weight of synthetic filaments; printed	110.708	689.179	785.237	2.942.343
54078100	Woven fabrics of synthetic filament yarn; containing less than 85 % by weight of synthetic filaments, mixed mainly or solely with cotton; unbleached or bleached	3.892	30.003	22.892	163.882
54078200	Woven fabrics of synthetic filament yarn; containing less than 85 % by weight of synthetic filaments, mixed mainly or solely with cotton; dyed	-	3.428	-	73.619

Tabel 3 : Ekspor Indonesia menurut Komoditi (Kode HS 8 digit)

September 2022

Kode H S	Uraian golongan barang	Berat bersih (Kg)		Nilai F.O.B. (U S \$)	
		Bulan ini	Kumulatif	Bulan ini	Kumulatif
		(1)	(2)	(3)	(4)
54078300	Woven fabrics of synthetic filament yarn; containing less than 85 % by weight of synthetic filaments, mixed mainly or solely with cotton; of yarns of different colours	5.307	14.563	29.726	82.808
54078400	Woven fabrics of synthetic filament yarn; containing less than 85 % by weight of synthetic filaments, mixed mainly or solely with cotton; printed	479	519	125	723
54079100	Woven fabrics of synthetic filament yarn; unbleached or bleached; other than those of subheading 540711 - 540784	358.029	2.879.593	1.456.503	11.213.572
54079200	Woven fabrics of synthetic filament yarn; dyed; other than those of subheading 540711 - 540784	494	23.869	4.213	129.793
54079300	Woven fabrics of synthetic filament yarn; of yarns of different colours; other than those of subheading 540711 - 540784	26.531	325.294	126.396	1.243.014
54079400	Woven fabrics of synthetic filament yarn; printed; other than those of subheading 540711 - 540784	3.102	206.702	53.888	1.422.687
54081010	Woven fabrics of artificial filament yarn; obtained from high tenacity yarn of viscose rayon; unbleached	-	399	-	16.553
54081090	Woven fabrics of artificial filament yarn; obtained from high tenacity yarn of viscose rayon; other than unbleached	77.212	507.646	698.023	4.283.129
54082100	Woven fabrics of artificial filament yarn; containing 85 % or more by weight of artificial filament or strip or the like; unbleached or bleached	4	95.580	20	474.936
54082200	Woven fabrics of artificial filament yarn; containing 85 % or more by weight of artificial filament or strip or the like; dyed	1.865	16.344	3.635	91.084
54082300	Woven fabrics of artificial filament yarn; containing 85 % or more by weight of artificial filament or strip or the like; of yarns of different colours	2.017	4.573	5.755	31.172
54082400	Woven fabrics of artificial filament yarn; containing 85 % or more by weight of artificial filament or strip or the like; printed	1.468	49.877	29.660	655.804
54083100	Woven fabrics of artificial filament yarn, including woven fabrics obtained from materials of heading 5405; unbleached or bleached; other than those of subheading 540810-540824	15	3.726	10	4.664
54083200	Woven fabrics of artificial filament yarn, including woven fabrics obtained from materials of heading 5405; dyed; other than those of subheading 540810-540824	-	266	-	744
54083300	Woven fabrics of artificial filament yarn, including woven fabrics obtained from materials of heading 5405; of yarns of different colours; other than those of subheading 540810-540824	138	138	228	231
54083400	Woven fabrics of artificial filament yarn, including woven fabrics obtained from materials of heading 5405; printed; other than those of subheading 540810-540824	-	4.171	-	159.046
55011900	Synthetic filament tow; of nylon or other polyamides; other than of aramids	-	29	-	123
55012000	Synthetic filament tow; of polyesters	515	54.205	10.234	245.649
55013000	Synthetic filament tow; of acrylic or modacrylic	-	108.069	-	436.236
55019000	Synthetic filament tow; other than of nylon or other polyamides, polyesters, acrylic or modacrylic, polypropylene	159	273	3.572	3.739
55021000	Artificial filament tow; of cellulose acetate	189.236	450.334	1.008.929	2.482.831
55029000	Artificial filament tow; other than of cellulose acetate	42	42	40	41
55031100	Synthetic staple fibres, not carded, combed or otherwise processed for spinning; of nylon or other polyamides; of aramids	-	162	-	4.147
55031900	Synthetic staple fibres, not carded, combed or otherwise processed for spinning; of nylon or other polyamides; other than of aramids	64	286	132	7.365
55032010	Synthetic staple fibres, not carded, combed or otherwise processed for spinning; of polyesters; of a colour other than white	771.716	3.926.924	915.058	4.643.156
55032090	Synthetic staple fibres, not carded, combed or otherwise processed for spinning; of polyesters; of a colour white	17.512.932	157.835.430	19.037.334	183.822.782

Tabel 3 : Ekspor Indonesia menurut Komoditi (Kode HS 8 digit)

September 2022

Kode H S	Uraian golongan barang	Berat bersih (Kg)		Nilai F.O.B. (U S \$)	
		Bulan ini	Kumulatif	Bulan ini	Kumulatif
(1)	(2)	(3)	(4)	(5)	(6)
55033000	Synthetic staple fibres, not carded, combed or otherwise processed for spinning; acrylic or modacrylic	-	71.932	-	245.391
55039090	Synthetic staple fibres, not carded, combed/ otherwise processed for spinning; oth than of nylon or other polyamides, of polyester, acrylic or modacrylic, of polypropylene; oth than of polyvinyl alcohol	367.492	2.963.645	511.066	5.186.824
55041000	Artificial staple fibres, not carded, combed or otherwise processed for spinning; of viscose rayon	23.664.839	296.071.150	46.266.163	595.884.608
55049000	Artificial staple fibres, not carded, combed or otherwise processed for spinning; other than of viscose rayon	724	809	35.069	44.547
55051000	Waste (including noils, yarn waste and garnetted stock) of man-made fibres; of synthetic fibres	402.236	2.532.243	448.150	2.985.835
55052000	Waste (including noils, yarn waste and garnetted stock) of man-made fibres; of artificial fibres	26.500	338.935	29.150	357.827
55061000	Synthetic staple fibres, carded, combed or otherwise processed for spinning; of nylon or other polyamides	-	27	-	256
55062000	Synthetic staple fibres, carded, combed or otherwise processed for spinning; of polyesters	198	6.185	2.172	12.926
55063000	Synthetic staple fibres, carded, combed or otherwise processed for spinning; acrylic or modacrylic	14.529	61.323	14.998	142.129
55069000	Synthetic staple fibres, carded, combed/otherwise processed for spinning; other than of nylon or other polyamides; other than of polyesters; other than acrylic or modacrylic; other than of polypropylene	689	689	14.083	14.083
55070000	Artificial staple fibres, carded, combed or otherwise processed for spinning	-	1.021	-	88
55081010	Sewing thread of synthetic staple fibres; put up for retail sale	86.753	559.731	243.254	2.286.106
55081090	Sewing thread of synthetic staple fibres; not put up for retail sale	57.790	1.150.998	231.731	4.817.222
55082090	Sewing thread of artificial staple fibres; not put up for retail sale	0	4	2	16
55091100	Single yarn; containing 85 % or more by weight of staple fibres of nylon or other polyamides; not put up for retail sale	6.098	10.111	49.223	74.194
55091200	Multiple (folded) or cabled yarn; containing 85 % or more by weight of staple fibres of nylon or other polyamides; not put up for retail sale	30.829	84.744	83.078	283.974
55092100	Single yarn; containing 85 % or more by weight of polyester staple fibres; not put up for retail sale	6.573.931	70.825.424	12.193.793	147.297.397
55092200	Multiple (folded) or cabled yarn; containing 85 % or more by weight of polyester staple fibres; not put up for retail sale	1.668.086	17.830.911	4.464.304	47.149.339
55093100	Single yarn; 85 % or more by weight of acrylic or modacrylic staple fibres; not put up for retail sale	225.916	2.210.734	1.310.307	11.480.298
55093200	Multiple (folded) or cabled yarn; containing 85 % or more by weight of acrylic or modacrylic staple fibres; not put up for retail sale	2.062.091	20.625.040	7.562.752	81.725.090
55094100	Single yarn; 85 % or more by weight of acrylic or modacrylic staple fibres; not put up for retail sale	53.463	319.342	542.137	3.103.224
55094200	Multiple (folded) or cabled yarn; containing 85 % or more by weight of acrylic or modacrylic staple fibres; not put up for retail sale	5.635	99.584	63.014	546.594
55095100	Yarn of polyester staple fibres; mixed mainly or solely with artificial staple fibres; not put up for retail sale	2.878.271	30.892.874	6.796.532	79.524.020
55095290	Other than single yarn; of polyester staple fibres; mixed mainly or solely with wool or fine animal hair; not put up for retail sale	-	1	-	1
55095300	Yarn of polyester staple fibres; mixed mainly or solely with cotton; not put up for retail sale	1.420.224	28.079.889	4.671.056	92.590.541
55095900	Yarn of polyester staple fibres; other than mixed mainly or solely with artificial staple fibres, wool or fine animal hair, cotton; not put up for retail sale	6.957	111.937	21.483	359.260
55096100	Yarn of acrylic or modacrylic staple fibres; mixed mainly or solely with wool or fine animal hair; not put up for retail sale	46.596	651.995	366.790	5.306.029

Tabel 3 : Ekspor Indonesia menurut Komoditi (Kode HS 8 digit)

September 2022

Kode H S	Uraian golongan barang	Berat bersih (Kg)		Nilai F.O.B. (U S \$)	
		Bulan ini	Kumulatif	Bulan ini	Kumulatif
		(1)	(2)	(3)	(4)
55096200	Yarn of acrylic or modacrylic staple fibres; mixed mainly or solely with cotton; not put up for retail sale	50.173	1.049.532	264.835	5.242.166
55096900	Yarn of acrylic or modacrylic staple fibres; other than mixed mainly or solely with wool or fine animal hair, cotton; not put up for retail sale	427.527	2.450.427	2.496.296	14.172.330
55099200	Yarn of synthetic staple fibres; mixed mainly or solely with cotton; other than those of subheading 550911 - 550969	7.144	59.343	45.740	407.592
55099900	Yarn of synthetic staple fibres; other than mixed mainly or solely with wool or fine animal hair, cotton; other than those of subheading 550911 - 550969	2	2	10	10
55101100	Single yarn containing 85 % or more by weight of artificial staple fibres, not put up for retail sale	4.988.205	63.127.211	13.822.111	189.664.177
55101200	Multiple (folded) or cabled yarn containing 85 % or more by weight of artificial staple fibres, not put up for retail sale	433.441	5.445.765	1.472.637	18.871.405
55102000	Yarn (other than sewing thread) of artificial staple fibres, mixed mainly or solely with wool or fine animal hair, not put up for retail sale	-	26	-	26
55103000	Yarn (other than sewing thread) of artificial staple fibres, mixed mainly or solely with cotton, not put up for retail sale	129.883	710.490	534.348	2.934.357
55109000	Yarn of artificial staple fibres, containing less than 85 % by weight of artificial staple fibres, oth than mixed mainly or solely with wool or fine animal hair, cotton; not put up for retail sale	525	937.717	2.117	2.830.726
55111010	Yarn (other than sewing thread) of man-made, put up for retail sale of synthetic staple fibres, containing 85 % or more by weight of such fibres;knitting yarn,crochet thread and embroidery thread	11	119	54	8.493
55111090	Yarn (oth than sewing thread) of man-made,put up for retail sale of synthetic staple fibres,containing 85 % or more by weight of such fibres;oth than knitting yarn,crochet thread and embroidery thread	-	2	-	14
55112090	Yarn(oth than sewing thread)of man-made,put up for retail sale of synthetic staple fibres,containing less than 85 % by weight of such fibres;oth than knitting yarn,crochet thread and embroidery thread	-	6	-	126
55113000	Yarn (other than sewing thread) of man-made, put up for retail sale, of artificial staple fibres	21	7.790	2.935	68.676
55121100	Woven fabrics of synthetic staple fibres, containing 85 % or more by weight of polyester staple fibres; unbleached or bleached	190.453	1.315.409	804.172	4.962.777
55121900	Woven fabrics of synthetic staple fibres, containing 85 % or more by weight of polyester staple fibres; other than unbleached or bleached	7.139	181.691	43.432	1.145.500
55122900	Woven fabrics of synthetic staple fibres, containing 85 % or more by weight of aryclic or modacrylic staple fibres; other than unbleached or bleached	13	139	135	6.875
55129100	Woven fabrics of synthetic staple fibres, containing 85 % or more by weight other than of polyester, aryclic or modacrylic staple fibres; unbleached or bleached	-	4	-	75
55129900	Woven fabrics of synthetic staple fibres, containing 85 % or more by weight other than of polyester, aryclic or modacrylic staple fibres; other unbleached or bleached	5	4.645	78	107.845
55131100	Woven fabrics of polyester staple fibres,plain weave, containing less than 85 % by weight of such fibres, mixed mainly or solely with cotton, of a weight not exceeding 170 g/m2; unbleached or bleached	986.812	7.779.350	5.488.709	39.193.572
55131200	Woven fabrics, 3-thread/4-thread twill, incl cross twill of polyester staples fibres, cont < 85% by weight of such fibres, mixed mainly/solely with cotton, of a weight ≤ 170 g/m2, unbleached/bleached	99.917	850.561	660.346	5.543.527

Tabel 3 : Ekspor Indonesia menurut Komoditi (Kode HS 8 digit)

September 2022

Kode H S	Uraian golongan barang	Berat bersih (Kg)		Nilai F.O.B. (U S \$)	
		Bulan ini	Kumulatif	Bulan ini	Kumulatif
(1)	(2)	(3)	(4)	(5)	(6)
55131300	Woven fabrics of polyester staple fibres, containing less than 85 % by weight of such fibres, mixed mainly or solely with cotton, of a weight not exceeding 170 g/m2, unbleached or bleached	5.015	130.549	53.413	905.795
55131900	Woven fabrics of synthetic staple fibres, cont < 85 % by weight of such fibres, mixed mainly/solely with cotton, of a weight ≤ 170 g/m2; oth than HS 55131100 - 55131300; unbleached or bleached	-	5	-	72
55132100	Woven fabrics of polyester staple fibres,plain weave, containing less than 85 % by weight of such fibres, mixed mainly or solely with cotton, of a weight not exceeding 170 g/m2, dyed	196.722	1.138.375	1.610.272	8.918.515
55132300	Woven fabrics of polyester staple fibres, containing less than 85 % by weight of such fibres, mixed mainly or solely with cotton, of a weight not exceeding 170 g/m2, dyed	2.214	58.790	23.373	416.482
55132900	Woven fabrics of synthetic staple fibres, containing < 85 % by weight of such fibres, mixed mainly or solely with cotton, of a weight ≤ 170 g/m2; other than HS 55131100 - 55131300; dyed	97	11.279	25	91.634
55133100	Woven fabrics of polyester staple fibres,plain weave, cont less than 85 % by weight of such fibres, mixed mainly or solely with cotton, of a weight not exceeding 170 g/m2; of yarn of different colours	457	582	4.190	5.143
55133900	Woven fabrics; oth than of polyester staple fibres,plain weave, cont 85% by weight of such fibres, mixed mainly or solely with cotton, of a weight not exceeding 170 g/m2; of yarn of different colours	31	6.834	79	63.433
55134100	Woven fabrics of polyester staple fibres,plain weave, cont less than 85 % by weight of such fibres, mixed mainly or solely with cotton, of a weight not exceeding 170 g/m2; printed	-	427	-	3.423
55134900	Woven fabrics; other than of polyester staple fibres,plain weave; cont less than 85 % by weight of such fibres, mixed mainly or solely with cotton, of a weight not exceeding 170 g/m2; printed	14.929	37.622	99.836	366.271
55141100	Woven fabrics of polyester staple fibres,plain weave, containing less than 85 % by weight of such fibres, mixed mainly or solely with cotton, of a weight exceeding 170 g/m2; unbleached or bleached	26.741	399.920	112.606	1.631.358
55141200	Woven fabrics, 3-thread/4-thread twill, incl cross twill of polyester staples fibres, cont < 85% by weight of such fibres, mixed mainly/solely with cotton, of a weight > 170g/m2; unbleached/bleached	159.522	1.600.045	945.237	8.907.721
55141900	Woven fabrics of synthetic staple fibres, cont < 85 % by weight of such fibres, mixed mainly/solely with cotton, of a weight > 170 g/m2; oth than HS 55141100 - 55141200; unbleached or bleached	20	30.050	281	313.607
55142100	Woven fabrics of polyester staple fibres,plain weave, containing less than 85 % by weight of such fibres, mixed mainly or solely with cotton, of a weight exceeding 170 g/m2; dyed	1.770	19.789	17.046	182.956
55142200	Woven fabrics,of 3/4 thread twill, incl cross twill of polyester staples fibres ,containing less than 85% by weight of such fibres, mixed mainly/solely with cotton, of a weight > 170g/m2; dyed	104.433	911.151	907.814	7.257.948
55142300	Woven fabrics of polyester staple fibres, containing less than 85 % by weight of such fibres, mixed mainly or solely with cotton, of a weight exceeding 170 g/m2; dyed	-	78	-	4.005
55142900	Woven fabrics of synthetic staple fibres, cont < 85 % by weight of such fibres, mixed mainly/solely with cotton, of a weight > 170 g/m2; oth than HS 55142100 - 55142300; dyed	-	3.983	-	29.129

Tabel 3 : Ekspor Indonesia menurut Komoditi (Kode HS 8 digit)

September 2022

Kode H S	Uraian golongan barang	Berat bersih (Kg)		Nilai F.O.B. (U S \$)		
		Bulan ini	Kumulatif	Bulan ini	Kumulatif	
		(1)	(2)	(3)	(4)	(5)
55143000	Woven fabrics of synthetic staple fibres, containing less than 85 % by weight of such fibres, mixed mainly or solely with cotton, of a weight exceeding 170 g/m2; of yarn of different colours	7	1.681	155	29.095	
55144900	Woven fabrics of synthetic staple fibres, cont < 85 % by weight of such fibres, mixed mainly/solely with cotton, of a weight > 170 g/m2; printed; n.e.c. in heading 5514	755	6.670	554	21.907	
55151100	Woven fabrics other than those of heading 5512 - 5514, of polyester staple fibres, mixed mainly or solely with viscose rayon staples fibres	405.816	3.183.624	2.628.526	20.347.682	
55151200	Woven fabrics other than those of heading 5512 - 5514, of polyester staple fibres, mixed mainly or solely with man-made filaments	1.354.225	9.422.939	6.747.196	44.827.887	
55151300	Woven fabrics other than those of heading 5512 - 5514, of polyester staple fibres, mixed mainly or solely with wool or fine animal hair	19	564	482	15.042	
55151900	Woven fabrics other than of heading 5512 - 5514, of polyester staple fibres; oth than mixed mainly/ solely with viscose rayon staples fibres or with man-made filaments or with wool or fine animal hair	32	79.886	216	601.769	
55152100	Woven fabrics other than those of heading 5512 - 5514, of acrylic or modacrylic staple fibres; mixed mainly or solely with man-made filaments	-	10	-	200	
55152900	Woven fabrics other than those of heading 5512 - 5514, of acrylic or modacrylic staple fibres; other than mixed mainly or solely with man-made filaments or with wool or fine animal hair	-	13	-	297	
55159100	Woven fabrics other than those of heading 5512 - 5514, of synthetic staple fibres; oth than of polyester staples/of arcylic or modacrylic staple fibre; mixed mainly or solely with man-made filaments	-	93	-	221	
55159990	Woven fabrics other than those of heading 5512 - 5514, of synthetic staple fibres; oth than of polyester staples/of arcylic or modacrylic; oth than mixed mainly/solely with wool or fine animal hair	211	2.094	912	27.435	
55161100	Woven fabrics of artificial staple fibres; containing 85 % or more by weight of artificial staple fibres; unbleached or bleached	407.761	3.067.958	2.247.564	15.374.080	
55161200	Woven fabrics of artificial staple fibres; containing 85 % or more by weight of artificial staple fibres; dyed	11.613	172.759	58.637	900.401	
55161300	Woven fabrics of artificial staple fibres; containing 85 % or more by weight of artificial staple fibres; of yarn of different colours	-	11.515	-	121.408	
55161400	Woven fabrics of artificial staple fibres; containing 85 % or more by weight of artificial staple fibres; printed	13.539	50.290	322.761	986.617	
55162100	Woven fabrics of artificial staple fibres; containing less than 85 % by weight of artificial staple fibres, mixed mainly or soley with man-made filaments; unbleached or bleached	51.923	389.463	273.815	1.956.253	
55162200	Woven fabrics of artificial staple fibres; containing less than 85 % by weight of artificial staple fibres, mixed mainly or solely with man-made filaments; dyed	11.798	34.540	25.252	94.963	
55162300	Woven fabrics of artificial staple fibres; containing less than 85 % by weight of artificial staple fibres, mixed mainly or solely with man-made filaments;; of yarn of different colours	2.864	32.295	25.193	240.826	
55162400	Woven fabrics of artificial staple fibres; containing less than 85 % by weight of artificial staple fibres, mixed mainly or solely with man-made filaments; printed	-	1.161	-	2.642	
55163400	Woven fabrics of artificial staple fibres; containing less than 85 % by weight of artificial staple fibres, mixed mainly or solely with wool or fine animal hair; printed	-	1	-	1	

Tabel 3 : Ekspor Indonesia menurut Komoditi (Kode HS 8 digit)

September 2022

Kode H S	Uraian golongan barang	Berat bersih (Kg)		Nilai F.O.B. (U S \$)	
		Bulan ini	Kumulatif	Bulan ini	Kumulatif
(1)	(2)	(3)	(4)	(5)	(6)
55164100	Woven fabrics of artificial staple fibres; containing less than 85 % by weight of artificial staple fibres, mixed mainly or solely with cotton; unbleached or bleached	3.810	18.929	61.275	290.740
55164200	Woven fabrics of artificial staple fibres; containing less than 85 % by weight of artificial staple fibres, mixed mainly or solely with cotton; dyed	-	632	-	1.475
55164400	Woven fabrics of artificial staple fibres; containing less than 85 % by weight of artificial staple fibres, mixed mainly or solely with cotton; printed	8	23	18	73
55169100	Woven fabrics of artificial staple fibres; unbleached or bleached; other than those of subheading 551661 - 551664	13.157	143.622	63.875	690.255
55169200	Woven fabrics of artificial staple fibres; dyed; other than those of subheading 551661 - 551664	103	7.195	170	75.239
55169300	Woven fabrics of artificial staple fibres; of yarn of different colours; other than those of subheading 551661 - 551664	-	3.367	-	40.628
55169400	Woven fabrics of artificial staple fibres; printed; other than those of subheading 551661 - 551664	7	2.363	14	23.656
56012100	Wadding of textile materials and articles thereof, of cotton	34	102.128	179	331.641
56012210	Wadding of textile materials and articles thereof, of man-made fibres; cigarette tow	17.580	201.739	118.682	1.317.051
56012290	Wadding of textile materials and articles thereof; of man-made fibres; other than cigarette tow	144.163	1.500.967	1.813.355	17.075.275
56012900	Wadding of textile materials and articles thereof; other than of man-made fibres	1	499	7	1.591
56013010	Textile flock and dust and mill neps; polyamide fibre flock	268.907	2.445.184	517.562	4.659.889
56013090	Textile flock and dust and mill neps; other than polyamide fibre flock or polypropylene fibre flock	3	5	0	257
56021000	Needleloom felt and stitch-bonded fibre fabrics	117.406	723.106	438.665	2.643.621
56022100	Felt of wool or fine animal hair; not impregnated, coated, covered or laminated	-	2	-	93
56022900	Felt of other textile material; not impregnated, coated, covered or laminated	-	14.900	-	118.634
56029000	Felt, impregnated, coated, covered or laminated; other than needleloom felt and stich-bonded fibre fabrics	33.636	256.607	90.398	585.944
56031100	Nonwovens, whether or not impregnated, coated, covered or laminated; of man-made filaments; weighing not more than 25g/m2	361.704	3.224.346	928.214	8.229.618
56031200	Nonwovens, whether or not impregnated, coated, covered or laminated; of man-made filaments; weighing more than 25g/m2 but not more than 70 g/m2	572.312	7.128.283	2.180.212	25.509.822
56031300	Nonwovens, whether or not impregnated, coated, covered or laminated; of man-made filaments; weighing more than 70g/m2 but not more than 150 g/m2	78.993	1.521.286	197.744	4.576.078
56031400	Nonwovens, whether or not impregnated, coated, covered or laminated; of man-made filaments; weighing more than 150 g/m2	12.285	122.470	50.122	418.428
56039100	Nonwovens, whether or not impregnated, coated, covered or laminated; other than of man-made filaments; weighing not more than 25g/m2	92.196	748.694	325.072	2.751.667
56039200	Nonwovens, whether or not impregnated, coated, covered or laminated; other than of man-made filaments; weighing more than 25g/m2 but not more than 70 g/m2	956.108	7.489.739	2.587.085	19.801.245
56039300	Nonwovens, whether or not impregnated, coated, covered or laminated; other than of man-made filaments; weighing more than 70g/m2 but not more than 150 g/m2	6	22.888	294	80.138
56039400	Nonwovens, whether or not impregnated, coated, covered or laminated; other than of man-made filaments; weighing more than 150 g/m2	272.939	4.187.054	526.088	7.453.225
56041000	Rubber thread and cord, textile covered	11.557	35.785	84.860	286.255

Tabel 3 : Ekspor Indonesia menurut Komoditi (Kode HS 8 digit)

September 2022

Kode H S	Uraian golongan barang	Berat bersih (Kg)		Nilai F.O.B. (U S \$)	
		Bulan ini	Kumulatif	Bulan ini	Kumulatif
(1)	(2)	(3)	(4)	(5)	(6)
56049030	Textile yarn, and strip and the like of heading 5404 or 5405, impregnated, coated, covered/sheathed with rubber/plastics; high tenacity yarn of polyesters, of nylon/oth polyamides/of viscose rayon	1.115	24.150	71.024	920.543
56049090	Textile yarn, and strip and the like of heading 5404 or 5405, impregnated, coated, covered or sheathed with rubber or plastics; other than those of HS 56049010 - 56049030	712	20.390	18.585	274.327
56050000	Metallised yarn, whether or not gimped, being textile yarn, or strip or the like of heading 5404 or 5405, combined with metal in the form of thread, strip or powder or covered with metal	14.375	95.948	148.136	963.452
56060000	Gimped yarn, and strip and the like of heading 5404 or 5405, gimped (other than those of heading 5605 and gimped horsehair yarn); chenille yarn (including flock chenille yarn); loop wale-yarn	921	89.689	36.349	331.939
56072100	Binder or baler twine whether or not plaited or braided and whether or not impregnated, coated, covered or sheathed with rubber or plastics; of sisal or other textile fibres of the genus Agave	14	33	231	669
56072900	Twine, whether/not plaited/braided and whether/not impregnated, coated, covered/sheathed with rubber/plastics; oth than binder or baler twine; of sisal or other textile fibres of the genus Agave	130	570.281	435	1.557.067
56074100	Binder or baler twine whether or not plaited or braided and whether or not impregnated, coated, covered or sheathed with rubber or plastics; of polyethylene or polypropylene	131	4.979	900	55.147
56074900	Twine, whether/not plaited/braided and whether/not impregnated, coated, covered/sheathed with rubber/plastics; oth than binder or baler twine; of polyethylene or polypropylene	126.918	932.240	357.821	2.845.526
56075010	Oth synthetic fibres;V-belt cord of man-made fibres treated w/resorcinol formaldehyde;polyamide&polytetrafluoro-ethylene yarns measuring >10,000 decitex, used for sealing pumps,valves&similar articles	17.774	168.864	192.296	1.696.353
56075090	Other synthetic fibres; other than HS 56075010	2.043	103.553	14.403	657.307
56079021	Cordage, ropes and cables, whether or not plaited or braided and whether or not impregnated, coated, covered or sheathed with rubber or plastics; of abaca (Manila hemp or Musa textilis Nee)	-	4.036	-	66.578
56079022	Cordage, ropes and cables, whether or not plaited or braided and whether or not impregnated, coated, covered or sheathed with rubber or plastics; of other hard (leaf) fibres	-	555	-	1.509
56079090	Cordage,ropes&cables,whether/not plaited/braided/impregnated,coated,covered/sheathed with rubber/plastics;oth than of abaca (Manila hemp/Musa textile Nee)/jute/oth textile bast fibres of heading 5303	867	159.308	6.159	461.567
56081100	Knotted netting of twine, cordage or rope; made up fishing nets; of man-made textile materials	283.226	2.061.130	2.041.639	14.681.239
56081920	Knotted netting of twine, cordage or rope; net bags; of man-made textile materials	245	7.260	165	28.906
56081990	Knotted netting of twine, cordage or rope; other than net bags; of man-made textile materials	7.209	124.056	23.063	542.592
56089010	Knotted netting of twine, cordage or rope; net bags; other than of man-made textile materials	154	315	3.773	4.466
56089090	Knotted netting of twine, cordage or rope; other than net bags; other than of man-made textile materials	45.257	140.013	126.370	406.714
56090000	Articles of yarn, strip or the like of heading 5404 or 5405, twine, cordage, rope or cables, not elsewhere specified or included	42.094	581.367	97.593	1.965.126
57011010	Prayer rugs, knotted, whether or not made up; of wool or fine animal hair,	483	840	418	2.088

Tabel 3 : Ekspor Indonesia menurut Komoditi (Kode HS 8 digit)

September 2022

Kode H S	Uraian golongan barang	Berat bersih (Kg)		Nilai F.O.B. (U S \$)	
		Bulan ini	Kumulatif	Bulan ini	Kumulatif
(1)	(2)	(3)	(4)	(5)	(6)
57011090	Carpets and other textile floor coverings, knotted, whether or not made up; other than prayer rugs of wool or fine animal hair	1.195	19.885	6.694	140.606
57019011	Prayer rugs, knotted, whether or not made up; of cotton	134	1.766	1.046	14.582
57019019	Carpets and other textile floor covering, knotted, whether or not made up; of cotton; other than prayer rugs	208	2.066	1.759	3.934
57019091	Prayer rugs, knotted, whether or not made up; other than of wool or fine animal hair or of cotton or of jute fibres	54	156	1.025	1.441
57019099	Carpets and other textile floor covering, knotted, whether or not made up; other than of wool or fine animal hair or of cotton or of jute fibres; other than prayer rugs	207	5.745	3.357	27.507
57021000	"Kelem", "Schumacks", "Karamanie" and similar hand-woven rugs	-	43.170	-	56.646
57022000	Floor coverings of coconut fibres (coir)	27	427	41	921
57023100	Carpets and other textile floor coverings, woven, not tufted or flopped; of pile construction, not made up; of wool or fine animal hair	-	144	-	3.500
57023200	Carpets and other textile floor coverings, woven, not tufted or flopped; of pile construction, not made up; of man-made textile materials	3.049	37.021	5.980	19.004
57023910	Carpets and other textile floor coverings, woven, not tufted or flopped; of pile construction, not made up; other textile materials; of cotton	-	589	-	5.958
57023920	Carpets and other textile floor coverings, woven, not tufted or flopped; of pile construction, not made up; other textile materials; of jute fibres	-	35	-	222
57023990	Carpets and other textile floor coverings, woven, not tufted or flopped; of pile construction, not made up; other textile materials; other than of cotton or of jute fibres	366	3.733	9.577	74.288
57024110	Prayer rugs; of pile construction, made up; of wool or fine animal hair	-	252	-	2.899
57024190	Carpets and other textile floor coverings, woven, not tufted or flopped; of pile construction, made up; of wool or fine animal hair; other than prayer rugs	2	18	100	107
57024210	Prayer rugs; of pile construction, made up; of man - made textile materials	16.825	141.945	57.135	428.025
57024290	Carpets and other textile floor coverings, woven, not tufted or flopped; of pile construction, made up; of man - made textile materials; other than prayer rugs	462.910	3.874.365	1.273.120	10.550.663
57024999	Carpets and other textile floor coverings, woven, not tufted or flopped, of pile construction, made up; other textile materials; other than prayer rugs	3.037	6.612	26.154	67.504
57025010	Carpets and other textile floor coverings, woven, not tufted or flopped; not of pile construction, not made up; of cotton	10	25	897	1.386
57025020	Carpets and other textile floor coverings, woven, not tufted or flopped; not of pile construction, not made up; of jute fibres	-	49	-	475
57025090	Carpets and other textile floor coverings, woven, not tufted or flopped; not of pile construction, not made up; other than of cotton or of jute fibres	51	416	1.076	10.522
57029110	Prayer rugs; of wool or fine animal hair; not of pile construction, made up	-	9	-	115
57029210	Prayer rugs; of man - made textile materials; not of pile construction, made up	-	14.636	-	76.762
57029290	Carpets and other textile floor coverings, woven, not tufted or flopped; of not pile construction, made up; of man - made textile materials; other than prayer rugs	157	2.529	1.936	29.004
57029920	Carpets and other textile floor coverings, woven, not tufted or flopped; of not pile construction, made up; other textile materials; of jute fibres	-	4.410	-	28.665

Tabel 3 : Ekspor Indonesia menurut Komoditi (Kode HS 8 digit)

September 2022

Kode H S	Uraian golongan barang	Berat bersih (Kg)		Nilai F.O.B. (U S \$)	
		Bulan ini	Kumulatif	Bulan ini	Kumulatif
(1)	(2)	(3)	(4)	(5)	(6)
57029999	Carpets and other textile floor coverings, woven, not tufted or flopped; of not pile construction, made up; of other textile materials; other than prayer rugs; other than cotton or of jute fibres	67	232	477	2.285
57031010	Floor mats of a kind used for motor vehicles of headings 8702, 8703 or 8704; of wool or fine animal hair	-	4.599	-	10.659
57031020	Prayer rugs; of wool or fine animal hair	333	1.390	767	3.762
57031030	Flooring carpets of a kind used for motor vehicles of headings 8702, 8703 or 8704; of wool or fine animal hair	2	401.684	78	651.764
57031090	Carpets and other textile floor coverings, tufted, whether or not made up; of wool or fine animal hair; n.e.c. of subheading 570310	403	12.027	8.801	177.731
57032910	Prayer rugs of nylon or other polyamides	-	85	-	623
57032990	Carpets and other textile floor coverings, tufted, whether or not made up; of nylon or other polyamides; other than prayer rugs	90.504	811.506	361.621	3.492.357
57033100	Turf of other man-made textile materials	26	17.274	300	72.017
57033910	Prayer rugs of other man-made textile materials	1.713	122.989	20.070	540.979
57033990	Carpets and other textile floor coverings, tufted, whether or not made up; of other man-made textile materials; other than prayer rugs	324.024	3.196.412	984.509	9.089.838
57039011	Prayer rugs; of cotton; other textile materials	-	95	-	115
57039019	Carpets and other textile floor coverings, tufted, whether or not made up; of cotton other textile materials; other than prayer rugs	30	127	15	1.355
57039022	Flooring carpets of a kind used for motor vehicles of headings 8702, 8703 or 8704; of jute fibres	-	56	-	317
57039029	Carpets and other textile floor coverings, tufted, whether or not made up; of jute fibres; other than those of HS 57031010 - 57031030	-	19	-	15
57039091	Floor mats of a kind used for motor vehicles of headings 8702, 8703 or 8704 of other textile materials; other than of cotton or of jute fibres	1.059	1.250	12.944	16.571
57039092	Prayer rugs, other than of cotton or of jute fibres	-	11	-	99
57039093	Flooring carpets of a kind used for motor vehicles of headings 8702, 8703 or 8704, of other textile materials; other than of cotton or of jute fibres	391	2.427	2.596	16.611
57039099	Carpets and other textile floor coverings, tufted, whether or not made up, of other textile materials; other than of cotton or of jute fibres; n.e.c. in heading 5703	2.418	49.261	5.540	53.892
57049000	Tiles, having a minimum surface area exceeding 1 m2; of felt, not tufted or flopped, whether or not made up	318.229	1.251.198	635.167	2.445.052
57050011	Prayer rugs of cotton, whether or not made up; other than those of heading 5701-5704	3.353	188.953	16.839	489.109
57050019	Carpets and other textile floor coverings, whether or not made up; of cotton; other than those of heading 5701-5704; other than prayer rug	13.692	44.054	79.797	130.187
57050021	Nonwoven floor coverings, of a kind used for motor vehicles of heading 8702, 8703 or 8704; other than those of heading 5701-5704; of jute fibres	14	44	35	391
57050029	Carpets and other textile floor coverings, other than those of heading 5701-5704; of jute fibres; other than those of HS 57050021	6.881	49.855	38.307	271.294
57050091	Prayer rugs other than those of heading 5701-5704; other than of cotton or of jute fibres	25	877	226	4.843
57050092	Nonwoven floor coverings, of a kind used for motor vehicles of heading 8702, 8703 or 8704; other than of cotton or of jute fibres; other than those of heading 5701-5704	68.547	589.977	433.310	3.956.327
57050099	Carpet and other textile floor coverings, whether or not made up, other than those of heading 5701-5704; other than of cotton or of jute fibres; n.e.c in heading 5705	119.011	471.590	869.560	2.700.689

Tabel 3 : Ekspor Indonesia menurut Komoditi (Kode HS 8 digit)

September 2022

Kode H S	Uraian golongan barang	Berat bersih (Kg)		Nilai F.O.B. (U S \$)	
		Bulan ini	Kumulatif	Bulan ini	Kumulatif
		(1)	(2)	(3)	(4)
58012290	Woven pile fabrics, other than fabrics of heading 5802 or 5806; cut corduroy; other than coated, covered or laminated; of cotton	126	1.659	7.903	471.326
58012710	Warp pile fabrics, other than fabrics of heading 5802 or 5806; coated, covered or laminated; of cotton	12.029	23.603	71.866	140.241
58012790	Warp pile fabrics, other than fabrics of heading 5802 or 5806; other than coated, covered or laminated; of cotton	-	61	-	904
58013610	Chenille fabrics, other than fabrics of heading 5802 or 5806; of man-made fibres; coated, covered or laminated	-	18.480	-	95.066
58013690	Chenille fabrics, other than fabrics of heading 5802 or 5806; of man-made fibres; other than coated, covered or laminated	-	22	-	195
58013711	Warp pile fabrics; coated, covered or laminated; with cut pile	13.155	79.194	165.367	1.278.576
58019091	Woven pile fabrics and chenille fabrics, other than fabrics of heading 5802 or 5806; other than of silk; coated, covered or laminated	-	2.260	-	505
58019099	Woven pile fabrics and chenille fabrics, other than fabrics of heading 5802 or 5806; other than of silk; other than coated, covered or laminated	481	5.273	409	19.338
58021090	Terry towelling and similar woven terry fabrics, of cotton; bleached	330	403	7.647	9.199
58022090	Terry towelling and similar woven terry fabrics, of other textile materials; other than of wool or fine animal hair	0	1	41	48
58023020	Tufted textile fabrics, other than products of heading 5703; woven, of cotton or of man-made fibres	-	676	-	2.239
58023030	Tufted textile fabrics, other than products of heading 5703; woven, of other materials	-	21	-	242
58023090	Tufted textile fabrics, other than heading 5703, other than of impregnated, coated or covered, of woven, of cotton or of man-made fibres or of other materials	1	1.567	5	40.062
58030010	Gauze, other than narrow fabrics of heading 5806; made of cotton	100	879	854	5.750
58030090	Gauze, other than narrow fabrics of heading 5806; other than of cotton, of man made fibres or of wool or fine animal hair	17.602	319.310	52.319	1.099.003
58041019	Tulles and other net fabrics, other than fabrics of headings 6002 to 6006; of silk; other than impregnated, coated, covered or laminated	48	5.254	889	42.158
58041021	Tulles and other net fabrics, other than fabrics of headings 6002 to 6006; of cotton; impregnated, coated, covered or laminated	-	1.135	-	6.429
58041029	Tulles and other net fabrics, other than fabrics of headings 6002 to 6006; of cotton; other than impregnated, coated, covered or laminated	32	791	8	9.821
58041091	Tulles and other net fabrics, other than fabrics of headings 6002 to 6006; other than of silk or of cotton; impregnated, coated, covered or laminated	-	733	-	7.691
58041099	Tulles and other net fabrics, other than fabrics of headings 6002 to 6006; other than of silk or of cotton; other than impregnated, coated, covered or laminated	5.054	64.692	52.004	588.601
58042110	Mechanically made lace; of man-made fibres; impregnated, coated, covered or laminated	-	351	-	13.918
58042190	Mechanically made lace; of man-made fibres; other than impregnated, coated, covered or laminated	22.891	275.221	262.777	2.758.729
58042910	Mechanically made lace; of other textile materials; impregnated, coated, covered or laminated	-	3.087	-	42.906
58042990	Mechanically made lace; of other textile materials; other than impregnated, coated, covered or laminated	499	2.600	3.158	37.258
58043000	Hand-made lace	-	5.413	-	68.210

Tabel 3 : Ekspor Indonesia menurut Komoditi (Kode HS 8 digit)

September 2022

Kode H S	Uraian golongan barang	Berat bersih (Kg)		Nilai F.O.B. (U S \$)	
		Bulan ini	Kumulatif	Bulan ini	Kumulatif
		(1)	(2)	(3)	(4)
58050010	Hand-woven tapestries of the type Gobelins, Flanders, Aubusson, Beauvais and the like, and needle-worked tapestries (for example, petit point, cross stitch), whether or not made up; of cotton	-	25	-	770
58050090	Hand-woven tapestries of the type Gobelins, Flanders, Aubusson, Beauvais and the like, and needle-worked tapestries (for example, petit point, cross stitch), whether or not made up; oth than of cotton	3	267	49	5.109
58061020	Woven pile fabrics (including terry towelling and similar terry fabrics) and chenille fabrics other than goods of heading 5807; of cotton	-	105	-	279
58061090	Woven pile fabrics (including terry towelling and similar terry fabrics) and chenille fabrics other than goods of heading 5807; other than of silik or of cotton	-	19.135	-	126.282
58062010	Tape of a kind used to wrap the grips or handles of sports equipment; containing by weight 5 % or more of elastomeric yarn or rubber thread	46.059	343.715	1.526.716	12.184.922
58062090	Narrow woven fabrics, oth thn goods of heading 5807; containing by weight 5 % or more of elastomeric yarn or rubber thread; oth than tape of a kind use to wrap the grips or handles of sports equipment	25.519	374.606	458.210	6.724.231
58063110	Narrow woven fabrics suitable for the manufacture of inked ribbons for typewriters or similar machines; other woven fabrics; of cotton	1	8	7	16
58063120	Backing of a kind used for electrical insulating paper; other woven fabrics; of cotton	-	2	-	1
58063130	Ribbons of a kind used for making slide fasteners and of a width not exceeding 12 mm; other woven fabrics; of cotton	1	21	11	45
58063190	Other woven fabrics of cotton; other than those of HS 58063110 - 58063130	-	3.564	-	10.895
58063210	Narrow woven fabrics suitable for the manufacture of inked ribbons for typewriters or similar machines; safety seat belt fabrics; other woven fabrics; of man-made fibres	1	75	7	3.333
58063250	Ribbons of a kind used for making slide fasteners and of a width not exceeding 12 mm; other woven fabrics; of man-made fibres	-	4	-	113
58063290	Other woven fabrics of man-made fabrics; other than those of HS 58063210 or 58063240 or 58063250	27.326	226.072	256.585	1.666.554
58063910	Other woven fabrics; of other textile materials; of silk	5	41	6	508
58063991	Backing of a kind used for electrical insulating paper; other than of silk; of other textile materials	-	4	-	32
58063992	Narrow woven fabrics suitable for the manufacture of inked ribbons for typewriters or similar machines; other than of silk; of other than materials	25	61	1.245	1.572
58063993	Ribbons of a kind used for making slide fasteners and of a width not exceeding 12 mm; other than of silk; of other textile materials	-	46	-	400
58063999	Other woven fabrics of other textile materials; other than silk; other than those of HS 58063991 - 58063993	74.153	260.613	343.300	1.320.199
58064000	Fabrics consisting of warp without weft assembled by means of an adhesive (bolducs)	-	7.872	-	10.304
58071000	Labels, badges and similar articles of textile materials, in the piece, in strips or cut to shape or size, not embroidered; woven	274	6.637	1.762	713.368
58079010	Labels, badges and similar articles of textile materials, in the piece, in strips or cut to shape or size, not embroidered; of nonwoven fabrics	-	429	-	20.012
58079090	Labels, badges and similar articles of textile materials, in the piece, in strips or cut to shape or size, not embroidered; other than woven or of nonwoven fabrics	1.094	15.887	39.695	589.387
58081010	Braids in the piece; combined with rubber thread	3	52	55	564
58081090	Braids in the piece; other than combined with rubber thread	-	451	-	7.420

Tabel 3 : Ekspor Indonesia menurut Komoditi (Kode HS 8 digit)

September 2022

Kode H S	Uraian golongan barang	Berat bersih (Kg)		Nilai F.O.B. (U S \$)	
		Bulan ini	Kumulatif	Bulan ini	Kumulatif
		(1)	(2)	(3)	(4)
58089010	Ornamental trimmings in the piece, without embroidery, other than knitted or crocheted; tassels, pompons and similar articles; combined with rubber thread	8	76	0	2.387
58089090	Ornamental trimmings in the piece, without embroidery, other than knitted or crocheted; tassels, pompons and similar articles; other than combined with rubber thread	842	13.684	3.488	126.462
58090000	Woven fabrics of metal thread and woven fabrics of metallised yarn of heading 5605, of a kind used in apparel, as furnishing fabrics or for similar purposes, not elsewhere specified or included	174	606	3.611	9.888
58101000	Embroidery without visible ground, in the piece, in strips or in motifs	3	9.358	121	597.817
58109100	Embroidery with visible ground; of cotton; in the piece, in strips or in motifs	4.028	15.782	64.715	250.011
58109200	Embroidery with visible ground; of man-made fibres; in the piece, in strips or in motifs	1.160	23.614	47.047	548.363
58109900	Embroidery with visible ground; of other textile materials; in the piece, in strips or in motifs	9.282	76.919	102.799	702.815
58110090	Quilted textile products in the piece, composed of one or more layers of textile materials assembled with padding by stitching/otherwise; oth than embroidery of heading 5810; n.e.c. in heading 5811	105	11.829	2.685	57.483
59011000	Textile fabrics coated with gum or amylaceous substances, of a kind used for the outer covers of books or the like	9.665	86.212	44.755	371.871
59019010	Textile fabrics coated with gum or amylaceous substances; tracing cloth	-	2	-	2
59019020	Textile fabrics coated with gum or amylaceous substances; prepared painting canvas	1.428	13.449	9.316	101.588
59019090	Textile fabrics coated with gum or amylaceous substances; buckram and similar stiffened textile fabrics of a kind used for hat foundations	534	8.955	4.679	116.630
59021011	Tyre cord fabric of high tenacity yarn; of nylon or other polyamides; of chafer fabric, rubberised; of nylon-6 yarn	-	440	-	7.791
59021019	Tyre cord fabric of high tenacity yarn; of nylon or other polyamides; of chafer fabric, rubberised; other than of nylon-6 yarn	-	30.845	-	452.088
59021091	Tyre cord fabric of high tenacity yarn; of nylon or other polyamides; other than chafer fabric, rubberised; of nylon-6 yarn	1.036.992	7.711.658	7.245.342	53.488.658
59021099	Tyre cord fabric of high tenacity yarn; of nylon or other polyamides; other than chafer fabric, rubberised; other than nylon-6 yarn	-	15.380	-	83.206
59022020	Tyre cord fabric of high tenacity yarn; of polyester; of chafer fabric, rubberised	1.103	25.374	17.055	340.358
59022091	Tyre cord fabric of high tenacity yarn of polyester; other than of chafer fabric, rubberised; containing cotton	123	123	959	959
59022099	Tyre cord fabric of high tenacity yarn of polyester; other than of chafer fabric, rubberised or containing cotton	1.041.858	9.825.847	3.575.464	32.148.455
59029000	Tyre cord fabric of high tenacity yarn; other than of nylon or other polyamides; other than of polyester	-	3	-	46
59031010	Textile fabrics impregnated, coated, covered or laminated with poly (vinyl chloride), other than those of heading 5902; with polyurethane; interlining	50.158	384.620	212.863	1.782.108
59031090	Textile fabrics impregnated, coated, covered or laminated with poly (vinyl chloride), other than those of heading 5902; with polyurethane; other than interlining	78.991	565.890	456.939	3.659.458
59032000	Textile fabrics impregnated, coated, covered or laminated with plastics, other than those of heading 5902; with polyurethane	276.274	2.182.377	2.849.963	22.098.918
59039010	Canvas-type fabrics impregnated, coated, covered or laminated with nylon or other polyamides	39	722	776	10.122

Tabel 3 : Ekspor Indonesia menurut Komoditi (Kode HS 8 digit)

September 2022

Kode H S	Uraian golongan barang	Berat bersih (Kg)		Nilai F.O.B. (U S \$)	
		Bulan ini	Kumulatif	Bulan ini	Kumulatif
(1)	(2)	(3)	(4)	(5)	(6)
59039090	Textile fabrics impregnated, coated, covered or laminated with plastics, other than those of heading 5902; n.e.c. in heading 5903	23.342	220.409	169.915	1.510.317
59050010	Textile wall coverings of wool or fine or coarse animal hair	-	173	-	6.650
59050090	Textile wall coverings; other than of wool or fine or coarse animal hair	17	4.218	342	163.185
59061000	Adhesive tape of a width not exceeding 20 cm	153.416	2.286.048	680.729	8.385.889
59069100	Rubberised textile fabrics, other than those of heading 5902; knitted or crocheted; other than adhesive tape of a width not exceeding 20 cm	92	1.135	3.601	22.837
59069990	Rubberised textile fabrics, other than those of heading 5902; n.e.c. in heading 5906	145.524	1.099.549	444.025	3.805.797
59070030	Fabrics impregnated, coated or covered with fire resistant substances	-	169	-	4.493
59070040	Fabrics impregnated, coated or covered with flock velvet, the entire surface of which is covered with textile flock	-	19.214	-	67.555
59070090	Textile fabrics otherwise impregnated, coated or covered; painted canvas being theatrical scenery, studio back-cloths or the like; n.e.c. in heading 5907	11	67	299	6.384
59080010	Wicks; incandescent gas mantles	1	1.674	50	3.410
59080090	Textile woven, plaited or knitted, for lamps, stoves, lighters, candles or the like; tubular knitted gas mantle fabric therefor, whether or not impregnated	-	109.993	-	432.870
59090010	Textile hosepiping and similar textile tubing, with or without lining, armour or accessories of other materials; fire hoses	-	35	-	656
59090090	Textile hosepiping and similar textile tubing, with or without lining, armour or accessories of other materials; other than fire hoses	9	19	413	448
59100000	Transmission or conveyor belts or belting, of textile material, whether or not impregnated, coated, covered or laminated with plastics, or reinforced with metal or other material	55	2.388	1.560	116.462
59111000	Textile fabrics, felt & felt-lined woven fabrics, coat/cover w/ rubber, leather/oth, used for card clothing & technic purpose	35	10.576	225	84.202
59112000	Bolting cloth, whether or not made up	5.955	43.931	308.673	2.332.623
59113200	Textile fabrics and felts, endless or fitted with linking devices, used in paper-making or similar machines, weighing 650 g/m2 or more	-	792	-	35.461
59114000	Filtering or straining cloth of a kind used in oil presses or the like, including that of human hair	691	820	27.513	29.802
59119010	Textile products and articles, for technical uses, specified in Note 8 to this Chapter; gaskets and seals	100	4.909	5.338	117.187
59119090	Textile products and articles, for technical uses, specified in Note 8 to this Chapter; other than gaskets and seals	95.424	1.039.915	742.089	7.499.513
60011000	"Long pile" fabrics, knitted or crocheted	77.025	1.360.689	668.972	12.379.093
60012100	Looped pile fabrics; of cotton; knitted or crocheted	12.684	219.109	119.820	2.369.204
60012200	Looped pile fabrics; of man made fibres; knitted or crocheted	49.342	356.271	512.354	4.014.432
60012900	Looped pile fabrics; of other textile materials; knitted or crocheted	0	7.478	1	28.956
60019100	Pile fabrics, other than long pile fabrics and looped pile fabric; of cotton; knitted or crocheted	41	3.659	1.190	43.861
60019220	Pile fabrics of 100 % polyester staple fibres, of a width not less than 635 mm but not more than 762 mm, suitable for use in the manufacture of paint rollers; of man-made fibres	1.151	1.833	9.864	13.527
60019290	Pile fabrics, oth than long pile fabrics & looped pile; of man-made fibre; oth than pile fabrics of 100 % polyester staple fibres, of a width ≥ 635 mm but ≤ 762 mm & cont elastomeric yarn/rubber thread	13.096	156.092	71.889	715.982
60019900	Pile fabrics, other than "long pile" fabrics or looped pile fabric, knitted or crocheted; of other textile materials	32	387	1.239	15.514

Tabel 3 : Ekspor Indonesia menurut Komoditi (Kode HS 8 digit)

September 2022

Kode H S	Uraian golongan barang	Berat bersih (Kg)		Nilai F.O.B. (U S \$)	
		Bulan ini	Kumulatif	Bulan ini	Kumulatif
(1)	(2)	(3)	(4)	(5)	(6)
60024000	Knitted or crocheted fabrics; containing by weight 5 % or more of elastomeric yarn or rubber thread, other than those of heading 6001	15	1.224	816	2.474
60029000	Knitted or crocheted fabrics of a width not exceeding 30 cm, of elastomeric yarn or rubber thread, other than those of heading 6001	16.260	101.512	189.712	903.217
60032000	Knitted or crocheted fabrics of a width not exceeding 30 cm, other than those of heading 6001 or 6002; of cotton	161	946	499	4.171
60033000	Knitted or crocheted fabrics of a width not exceeding 30 cm, other than those of heading 6001 or 6002; of synthetic fibres	842	2.434	7.713	35.853
60039000	Knitted or crocheted fabrics of a width not exceeding 30 cm, other than those of heading 6001 or 6002; n.e.c. in heading 6003	160	1.029	2.384	14.511
60041010	Knitted or crocheted fabrics of a width exceeding 30 cm, containing by weight 5 % or more but not more than 20 % of elastomeric yarn but not containing rubber thread, other than those of heading 6001	73.844	774.290	512.010	5.479.604
60041090	Knitted or crocheted fabrics of a width exceeding 30 cm, containing by weight more than 20 % of elastomeric yarn but not containing rubber thread; other than those of heading 6001	204.772	2.513.608	1.820.527	19.045.933
60049000	Knitted or crocheted fabrics of a width exceeding 30 cm, containing by weight 5 % or more of elastomeric yarn containing rubber thread, other than those of heading 6001	45.691	643.144	513.098	7.847.729
60052100	Warp knit fabrics (including those made on galloon knitting machines), other than those of headings 6001 to 6004; of cotton; unbleached or bleached	-	178	-	4.291
60052200	Warp knit fabrics (including those made on galloon knitting machines), other than those of headings 6001 to 6004; of cotton; dyed	1.435	89.807	9.475	1.442.253
60052300	Warp knit fabrics (including those made on galloon knitting machines), other than those of headings 6001 to 6004; of cotton; of yarn of different colours	-	3	-	9
60052400	Warp knit fabrics (including those made on galloon knitting machines), other than those of headings 6001 to 6004; of cotton; printed	512	512	134	143
60053500	Warp knit fabrics (including those made on galloon knitting machines), other than those of headings 6001 to 6004; of synthetic fibres; fabrics specified in Subheading Note 1 to this Chapter	26	26	7	17
60053610	Knitted swimwear fabrics of polyester and polybutylene terephthalate in which polyester predominates by weight; unbleached or bleached; other than those of heading 6001 to 6004	0	353	66	4.627
60053690	Warp knit fabrics (incl those made on galloon knitting machines), other than those of headings 6001 to 6004; of synthetic fibres; unbleached or bleached; other than those of HS 60053610	40.958	208.353	132.272	574.213
60053710	Knitted swimwear fabrics of polyester and polybutylene terephthalate in which polyester predominates by weight; dyed; other than those of heading 6001 to 6004	-	66	-	422
60053790	Warp knit fabrics (incl those made on galloon knitting machines), other than those of headings 6001 to 6004; of synthetic fibres; dyed; other than those of HS 60053710	6.063	214.539	48.678	2.771.670
60053890	Warp knit fabrics (incl those made on galloon knitting machines), other than those of headings 6001 to 6004; of synthetic fibres; of yarns of different colours; other than those of HS 60053810	14.658	305.645	37.008	894.358
60053910	Knitted swimwear fabrics of polyester and polybutylene terephthalate in which polyester predominates by weight; printed	8.855	8.871	251.105	251.839

Tabel 3 : Ekspor Indonesia menurut Komoditi (Kode HS 8 digit)

September 2022

Kode H S	Uraian golongan barang	Berat bersih (Kg)		Nilai F.O.B. (U S \$)	
		Bulan ini	Kumulatif	Bulan ini	Kumulatif
(1)	(2)	(3)	(4)	(5)	(6)
60053990	Warp knit fabrics (incl those made on galloon knitting machines), other than those of headings 6001 to 6004; of synthetic fibres; printed; other than those of HS 60053910	4.934	4.984	11.421	11.914
60054300	Warp knit fabrics (including those made on galloon knitting machines), other than those of headings 6001 to 6004; of artificial fibres; of yarn of different colours	-	1	-	5
60059010	Warp knit fabrics (including those made on galloon knitting machines), oth than in headings 6001-6004; oth than of cotton or of synthetic fibres or of artificial fibres; of wool or fine animal hair	-	10	-	4
60059090	Warp knit fabrics (incl those made on galloon knitting machines), oth than in headings 6001-6004; oth than of cotton or of synthetic fibres or of artificial fibres; oth than of wool/ fine animal hair	630	230.107	2.075	1.625.603
60061000	Fabrics; knitted or crocheted fabrics, other than those of headings 6001 to 6005; of wool or fine animal hair	8	549	44	13.568
60062100	Fabrics; knitted or crocheted fabrics, other than those of headings 6001 to 6005; of cotton; unbleached or bleached	77.178	252.110	471.420	1.603.128
60062200	Fabrics; knitted or crocheted fabrics, other than those of headings 6001 to 6005; of cotton; dyed	399.900	2.316.313	2.748.552	14.651.108
60062300	Fabrics; knitted or crocheted fabrics, other than those of headings 6001 to 6005; of cotton; of yarn of different colours	3.215	36.392	10.759	403.411
60062400	Fabrics; knitted or crocheted fabrics, other than those of headings 6001 to 6005; of cotton; printed	5.752	79.126	53.799	825.583
60063110	Knitted or crocheted fabrics, other than those of headings 6001 to 6005 ; of synthetic fibres; nylon fibre mesh of a kind used as backing material for mosaic tiles; unbleached or bleached	-	72	-	20
60063120	Knitted or crocheted fabrics, other than those of headings 6001 to 6005; of synthetic fibres; elastic (combined with rubber threads); unbleached or bleached	24	1.739	74	16.301
60063190	Knitted or crocheted fabrics, other than of headings 6001 to 6005; of synthetic fibres; unbleached or bleached; other than those of HS 60063110 or 60063120	80.604	1.471.300	386.711	7.325.449
60063210	Knitted or crocheted fabrics, other than those of headings 6001 to 6005; of synthetic fibres; nylon fibre mesh of a kind used as backing material for mosaic tiles; dyed	-	5.388	-	31.640
60063290	Knitted or crocheted fabrics, other than of headings 6001 to 6005; of synthetic fibres; dyed; other than those of HS 60063210 or 60063220	134.438	1.053.707	1.172.018	8.266.718
60063310	Knitted or crocheted fabrics, other than those of headings 6001 to 6005; of synthetic fibres; elastic (combined with rubber threads); of yarn of different colours	-	4.122	-	25.050
60063390	Knitted or crocheted fabrics, other than of headings 6001 to 6005; of synthetic fibres; of yarns of different colours; other than those of HS 60063310	140.478	1.815.493	630.749	5.638.680
60063490	Knitted or crocheted fabrics, other than of headings 6001 to 6005; of synthetic fibres; printed; other than those of HS 60063410	11.406	18.883	32.663	149.146
60064110	Knitted or crocheted fabrics, other than those of headings 6001 to 6005; of artificial fibres; elastic (combined with rubber threads); unbleached or bleached	-	10.620	-	6.372
60064190	Knitted or crocheted fabrics, other than those of headings 6001 to 6005; of artificial fibres; other than elastic (combined with rubber threads); unbleached or bleached	1	38	2	48
60064290	Knitted or crocheted fabrics, other than those of headings 6001 to 6005; of artificial fibres; other than elastic (combined with rubber threads); dyed	4	4.609	13	39.535
60064410	Knitted or crocheted fabrics, other than those of headings 6001 to 6005; of artificial fibres; elastic (combined with rubber threads); printed	-	1	-	1

Tabel 3 : Ekspor Indonesia menurut Komoditi (Kode HS 8 digit)

September 2022

Kode H S	Uraian golongan barang	Berat bersih (Kg)		Nilai F.O.B. (U S \$)	
		Bulan ini	Kumulatif	Bulan ini	Kumulatif
(1)	(2)	(3)	(4)	(5)	(6)
60064490	Knitted or crocheted fabrics, other than those of headings 6001 to 6005; of artificial fibres; other than elastic (combined with rubber threads); printed	109	112	28	32
60069000	Knitted or crocheted fabrics, other than those of headings 6001 to 6005; other than of wool or animal hair or of cotton or of synthetic fibres or of artificial fibres	86.400	866.307	368.304	3.497.168
61012000	Men's or boys' overcoats, car-coats, capes, cloaks, anoraks (including ski-jackets), wind-cheaters, wind-jackets and similar articles, knitted or crocheted, other than those of heading 6103; of cotton	108.097	2.716.277	2.502.025	39.783.824
61013000	Men's or boys' overcoats, car-coats, capes, cloaks, anoraks (incl ski-jackets), wind-cheaters, wind-jackets and similar articles, knitted /crocheted, oth than those of heading 6103; of man-made fibres	83.622	1.016.075	3.253.417	22.176.473
61019000	Men's or boys' overcoats, car-coats, capes, cloaks, anoraks(incl ski-jackets), wind-cheaters, wind-jackets&similar articles, knitted/crocheted,oth than those of heading 6103;of other textile materials	178.143	1.443.811	3.982.919	33.074.874
61021000	Women's or girls' overcoats, car-coats, capes, cloaks, anoraks(incl ski-jackets), wind-cheaters, wind-jackets&similar articles,knitted/crocheted,oth than those of heading 6104;of wool/fine animal hair	773	2.400	31.993	38.690
61022000	Women's or girls' overcoats, car-coats, capes, cloaks, anoraks (incl ski-jackets), wind-cheaters, wind-jackets and similar articles, knitted or crocheted, oth than those of heading 6104; of cotton	330.641	3.729.387	6.778.718	65.605.370
61023000	Women's or girls' overcoats, car-coats, capes, cloaks, anoraks(incl ski-jackets), wind-cheaters, wind-jackets & similar articles, knitted/crocheted,oth than those of heading 6104; of man-made fibres	171.714	1.484.505	3.131.355	32.499.903
61029000	Women's or girls' overcoats, car-coats, capes, cloaks, anoraks(incl ski-jackets), wind-cheaters, wind-jackets&similar articles,knitted/crocheted,oth than those of heading 6104;of oth textile materials	33.293	508.972	674.501	10.919.994
61031000	Men's or boys' suits, knitted or crocheted	115.084	1.011.468	2.814.137	20.089.815
61032200	Men's or boys' ensembles, knitted or crocheted; of cotton	53.167	280.452	1.149.078	6.923.249
61032300	Men's or boys' ensembles, knitted or crocheted; of synthetic fibres	17.655	133.398	246.411	2.119.439
61032900	Men's or boys' ensembles, knitted or crocheted; of other textile materials	95.225	294.882	1.785.804	8.211.976
61033100	Men's or boys' jackets and blazers, knitted or crocheted; of wool or fine animal hair	-	20	-	4.911
61033200	Men's or boys' jackets and blazers, knitted or crocheted; of cotton	306	556.910	4.973	9.746.282
61033300	Men's or boys' jackets and blazers, knitted or crocheted; of cotton	20.684	237.850	450.703	5.732.664
61033910	Men's or boys' jackets and blazers, knitted or crocheted; of other textile materials; ramie, linen or silk	-	3	-	799
61033990	Men's or boys' jackets and blazers, knitted or crocheted; of other textile materials; other than of ramie, linen or silk	62.690	600.474	1.166.781	15.333.726
61034100	Men's or boys' trousers, bib and brace overalls, breeches and shorts (other than swimwear), knitted or crocheted; of wool or fine animal hair	-	24	-	3.918
61034200	Men's or boys' trousers, bib and brace overalls, breeches and shorts (other than swimwear), knitted or crocheted; of cotton	400.747	8.526.663	6.643.933	142.999.365
61034300	Men's or boys' trousers, bib and brace overalls, breeches and shorts (other than swimwear), knitted or crocheted; of synthetic fibres	201.674	2.749.535	5.739.414	70.553.364
61034900	Men's or boys' trousers, bib and brace overalls, breeches and shorts (other than swimwear), knitted or crocheted; of other textile materials	127.927	1.821.544	3.174.673	40.058.080

Tabel 3 : Ekspor Indonesia menurut Komoditi (Kode HS 8 digit)

September 2022

Kode H S	Uraian golongan barang	Berat bersih (Kg)		Nilai F.O.B. (U S \$)	
		Bulan ini	Kumulatif	Bulan ini	Kumulatif
(1)	(2)	(3)	(4)	(5)	(6)
61041300	Women's or girls' suits, knitted or crocheted; of synthetic fibres	3.395	87.581	47.017	1.702.617
61041920	Women's or girls' suits, knitted or crocheted; of other textile materials; of cotton	4.404	47.806	33.296	983.690
61041990	Women's or girls' suits, knitted or crocheted; of other textile materials; other than of cotton	28.586	403.876	438.735	4.612.391
61042200	Women's or girls' ensembles, knitted or crocheted; of cotton	1.930	75.066	19.450	1.213.187
61042300	Women's or girls' ensembles, knitted or crocheted; of synthetic fibres	4.847	52.174	121.721	1.003.257
61042900	Women's or girls' ensembles, knitted or crocheted; of other textile materials	12.333	163.048	276.393	2.418.100
61043100	Women's or girls' jackets and blazers, knitted or crocheted; of wool or fine animal hair	1	102	15	62.232
61043200	Women's or girls' jackets and blazers, knitted or crocheted; of cotton	23.968	444.541	585.934	12.856.723
61043300	Women's or girls' jackets and blazers, knitted or crocheted; of synthetic fibres	12.372	281.229	223.658	8.101.107
61043900	Women's or girls' jackets and blazers, knitted or crocheted; of other textile materials	28.122	69.885	427.354	1.262.356
61044100	Women's or girls' dresses, knitted or crocheted; of wool or fine animal hair	-	10.841	-	513.577
61044200	Women's or girls' dresses, knitted or crocheted; of cotton	180.335	3.232.320	3.454.743	66.304.038
61044300	Women's or girls' dresses, knitted or crocheted; of synthetic fibres	203.824	2.060.089	4.054.349	43.870.965
61044400	Women's or girls' dresses, knitted or crocheted; of artificial fibres	11.624	526.453	202.298	9.290.478
61044900	Women's or girls' dresses, knitted or crocheted; of other textile materials	359.376	3.744.906	2.160.933	26.710.192
61045100	Women's or girls' skirts and divided skirts, knitted or crocheted; of wool or fine animal hair	-	12	-	18.773
61045200	Women's or girls' skirts and divided skirts, knitted or crocheted; of cotton	3.400	215.998	80.382	5.145.172
61045300	Women's or girls' skirts and divided skirts, knitted or crocheted; of synthetic fibres	4.614	224.691	113.615	5.716.311
61045900	Women's or girls' skirts and divided skirts, knitted or crocheted; of other textile materials	4.878	88.092	13.879	1.200.537
61046100	Women's or girls' trousers, bib and brace overalls, breeches and shorts (other than swimwear), knitted or crocheted; of wool or fine animal hair	2	45	163	7.090
61046200	Women's or girls' trousers, bib and brace overalls, breeches and shorts (other than swimwear), knitted or crocheted; of cotton	1.072.578	17.965.901	20.977.536	350.132.572
61046300	Women's or girls' trousers, bib and brace overalls, breeches and shorts (other than swimwear), knitted or crocheted; of synthetic fibres	613.956	6.237.093	14.627.220	139.925.053
61046900	Women's or girls' trousers, bib and brace overalls, breeches and shorts (other than swimwear), knitted or crocheted; of other textile materials	127.778	1.854.976	2.947.730	41.873.067
61051000	Men's or boys' shirts, knitted or crocheted; of cotton	244.488	2.523.735	5.268.042	57.918.082
61052010	Men's or boys' shirts, knitted or crocheted; of man-made fibres; of synthetic fibres	186.254	2.108.853	5.150.566	44.148.093
61052020	Men's or boys' shirts, knitted or crocheted; of man-made fibres; of artificial fibres	30.201	829.820	838.538	22.077.565
61059000	Men's or boys' shirts, knitted or crocheted; of other textile materials	24.839	411.642	141.489	3.474.088
61061000	Women's or girls' blouses, shirts and shirt-blouses, knitted or crocheted; of cotton	223.765	4.190.325	6.641.676	79.986.656
61062000	Women's or girls' blouses, shirts and shirt-blouses, knitted or crocheted; of man-made fibres	82.381	864.186	1.717.159	21.056.814
61069000	Women's or girls' blouses, shirts and shirt-blouses, knitted or crocheted; of other textile materials	23.406	451.931	504.828	11.343.769

Tabel 3 : Ekspor Indonesia menurut Komoditi (Kode HS 8 digit)

September 2022

Kode H S	Uraian golongan barang	Berat bersih (Kg)		Nilai F.O.B. (U S \$)	
		Bulan ini	Kumulatif	Bulan ini	Kumulatif
(1)	(2)	(3)	(4)	(5)	(6)
61071100	Men's or boys' underpants and briefs, knitted or crocheted; of cotton	64.449	455.660	1.638.154	9.189.206
61071200	Men's or boys' underpants and briefs, knitted or crocheted; of man-made fibres	108.712	643.887	3.004.602	15.228.582
61071900	Men's or boys' underpants and briefs, knitted or crocheted; of other textile materials	28.779	482.420	1.133.479	16.045.143
61072100	Men's or boys' nightshirts and pyjamas, knitted or crocheted; of cotton	2.679	31.222	56.395	622.500
61072200	Men's or boys' nightshirts and pyjamas, knitted or crocheted; of man-made fibres	10.523	29.433	184.924	613.538
61072900	Men's or boys' nightshirts and pyjamas, knitted or crocheted; of other textile materials	123	1.104	1.190	28.469
61079100	Men's or boys' bathrobes, dressing gowns and similar articles, knitted or crocheted; of cotton	106.863	870.512	707.507	5.697.510
61079900	Men's or boys' bathrobes, dressing gowns and similar articles, knitted or crocheted; of other textile materials	7.953	23.125	149.388	547.270
61081100	Women's or girls' slips and petticoats, knitted or crocheted; of man-made fibres	10.940	56.306	342.874	1.571.100
61081930	Women's or girls' slips and petticoats, knitted or crocheted; of other textile materials; of cotton	223	14.509	124.702	1.305.138
61081940	Women's or girls' slips and petticoats, knitted or crocheted; of other textile materials; of silk	-	120	-	12.197
61081990	Women's or girls' slips and petticoats, knitted or crocheted; of other textile materials; other than of wool or fine animal hair, of cotton and of silk	8.958	175.244	144.833	2.912.234
61082100	Women's or girls' briefs and panties, knitted or crocheted; of cotton	29.005	216.699	1.142.178	7.069.939
61082200	Women's or girls' briefs and panties, knitted or crocheted; of man-made fibres	162.844	1.292.575	8.127.737	66.139.762
61082900	Women's or girls' briefs and panties, knitted or crocheted; of other textile materials	39.998	569.761	861.568	10.690.118
61083100	Women's or girls' nightdresses and pyjamas, knitted or crocheted; of cotton	58.703	782.353	892.699	12.966.096
61083200	Women's or girls' nightdresses and pyjamas, knitted or crocheted; of man-made fibres	108.657	1.617.733	2.437.795	32.284.335
61083900	Women's or girls' nightdresses and pyjamas, knitted or crocheted; of other textile materials	112	14.086	3.177	394.686
61089100	Women's or girls' negligees, bathrobes, dressing gowns and similar articles, knitted or crocheted; of cotton	21.588	389.922	384.082	7.332.471
61089200	Women's or girls' negligees, bathrobes, dressing gowns and similar articles, knitted or crocheted; of man-made fibres	16.948	181.150	332.011	4.206.799
61089900	Women's or girls' negligees, bathrobes, dressing gowns and similar articles, knitted or crocheted; of other textile materials	3.075	67.848	40.440	1.727.222
61091010	T-shirts, singlets and other vests, knitted or crocheted; of cotton; for men or boys	924.920	9.499.750	7.654.579	86.863.427
61091020	T-shirts, singlets and other vests, knitted or crocheted; of cotton; for women or girls	243.554	4.217.692	5.047.992	85.872.056
61099010	T-shirts, singlets and other vests, knitted or crocheted; of other textile materials; for men or boys, of ramie, linen or silk	94.357	1.279.766	1.948.720	25.724.884
61099020	T-shirts, singlets and other vests, knitted or crocheted; of other textile materials; for men or boys, of other textile materials	507.832	4.497.304	14.594.102	120.540.677
61099030	T-shirts, singlets and other vests, knitted or crocheted; of other textile materials; for women or girls	394.115	4.900.657	7.911.497	92.790.001
61101100	Jerseys, pullovers, cardigans, waistcoats and similar articles, knitted or crocheted; of wool	1.193	17.868	41.687	584.450
61101200	Jerseys, pullovers, cardigans, waistcoats and similar articles, knitted or crocheted; of kashmir (cashmere) goats	13	728	2.423	32.696

Tabel 3 : Ekspor Indonesia menurut Komoditi (Kode HS 8 digit)

September 2022

Kode H S	Uraian golongan barang	Berat bersih (Kg)		Nilai F.O.B. (U S \$)	
		Bulan ini	Kumulatif	Bulan ini	Kumulatif
(1)	(2)	(3)	(4)	(5)	(6)
61101900	Jerseys, pullovers, cardigans, waistcoats and similar articles, knitted or crocheted; other than of wool and of kashmir (cashmere) goats	36.926	207.038	591.378	3.912.775
61102000	Jerseys, pullovers, cardigans, waistcoats and similar articles, knitted or crocheted; of cotton	3.284.073	37.886.008	62.747.465	708.631.185
61103000	Jerseys, pullovers, cardigans, waistcoats and similar articles, knitted or crocheted; of man-made fibres	1.235.861	10.565.877	28.592.598	246.636.502
61109000	Jerseys, pullovers, cardigans, waistcoats and similar articles, knitted or crocheted; of other textile materials	192.902	2.979.966	3.447.198	54.781.651
61112000	Babies' garments and clothing accessories, knitted or crocheted; of cotton	174.494	5.326.872	4.547.136	134.005.927
61113000	Babies' garments and clothing accessories, knitted or crocheted; of synthetic fibres	83.134	1.146.097	2.070.095	26.897.764
61119010	Babies' garments and clothing accessories, knitted or crocheted; of other textile materials; of wool or fine animal hair	14.790	48.387	1.106	27.692
61119090	Babies' garments and clothing accessories, knitted or crocheted; of other textile materials; other than of wool or fine animal hair	33.150	436.732	383.713	7.807.083
61121100	Track suits, knitted or crocheted; of cotton	22.066	154.643	435.719	3.396.989
61121200	Track suits, knitted or crocheted; of synthetic	28.478	699.906	536.749	15.905.348
61121900	Track suits, knitted or crocheted; of other textile materials	716	14.561	46.685	424.871
61122000	Ski suits, knitted or crocheted	-	1	-	60
61123100	Men's or boys' swimwear, knitted or crocheted; of synthetic fibres	3.959	23.798	134.126	714.818
61123900	Men's or boys' swimwear, knitted or crocheted; of othertextile materials	1.144	10.861	41.710	253.695
61124110	Women's or girls' swimwear; mastectomy swimwear (post breast surgery swimwear); of synthetic fibres	173.858	1.467.597	4.665.220	46.606.876
61124190	Women's or girls' swimwear; other than mastectomy swimwear (post breast surgery swimwear); of synthetic fibres	87.892	1.900.450	2.949.565	60.512.799
61124910	Women's or girls' swimwear; mastectomy swimwear (post breast surgery swimwear); of other textile materials	-	36	-	5.698
61124990	Women's or girls' swimwear; other than mastectomy swimwear (post breast surgery swimwear); of other textile materials	371	84.742	19.152	4.787.653
61130010	Divers' suits (wetsuits), made up of knitted or crocheted fabrics of heading 5903, 5906 or 5907	485	8.226	9.353	85.212
61130040	Other protective work garments, made up of knitted or crocheted fabrics of heading 5903, 5906 or 5907	-	68	-	149
61130090	Garments, made up of knitted or crocheted fabrics of heading 5903, 5906 or 5907; other than divers' suits (wetsuits) or garments used for protection from fire or other protective work garments	6.963	113.448	154.569	2.593.960
61142000	Other garments, knitted or crocheted; of cotton	133.325	1.342.579	2.128.152	31.046.523
61143020	Garments used for protection from fire, knitted or crocheted; of man made fibres	20.851	200.458	619.786	5.917.704
61143090	Other garments, knitted or crocheted; of man-made fibres; other than used for protection from fire	177.471	1.206.615	3.537.359	30.124.306
61149010	Other garments, knitted or crocheted; of wool or fine animal hair	-	162	-	6.182
61149090	Other garments, knitted or crocheted; of other textile materials (other than of wool or fine animal hair)	78.400	649.144	846.623	15.462.549
61151090	Graduated compression hosiery, knitted or crocheted; other than stockings for varicose veins, of synthetic fibres	63	959	1.356	28.603
61152100	Panty hose and tights, knitted or crocheted of synthetic fibres, measuring per single yarn less than 67 decitex; other than graduated compression hosiery	1.316	3.679	64.317	183.162
61152200	Panty hose and tights, knitted or crocheted; of synthetic fibres, measuring per single yarn 67 decitex or more; other than graduated compression hosiery	24.035	78.900	838.779	2.409.563

Tabel 3 : Ekspor Indonesia menurut Komoditi (Kode HS 8 digit)

September 2022

Kode H S	Uraian golongan barang	Berat bersih (Kg)		Nilai F.O.B. (U S \$)	
		Bulan ini	Kumulatif	Bulan ini	Kumulatif
(1)	(2)	(3)	(4)	(5)	(6)
61152910	Other panty hose and tights, knitted or crocheted; of cotton	3.160	90.102	58.212	1.327.788
61152990	Other panty hose and tights, knitted or crocheted; of other textile materials (other than of cotton)	747	10.610	18.958	489.948
61153090	Women's full-length or knee-length hosiery, measuring per single yarn less than 67 decitex, knitted or crocheted, other than of cotton; other than graduated compression hosiery	103	1.937	191	3.083
61159400	Footwear without applied soles, knitted or crocheted; of wool or fine animal hair	-	33	-	183
61159500	Footwear without applied soles, knitted or crocheted; of cotton	451.590	6.036.353	5.837.650	77.966.488
61159600	Footwear without applied soles, knitted or crocheted; of synthetic fibres	28.148	249.077	417.394	3.765.326
61159900	Footwear without applied soles, knitted or crocheted; of other textile materials (other than of wool or fine animal hair, cotton and synthetic fibres)	67.906	566.343	1.076.003	9.562.048
61161010	Drivers' gloves, knitted or crocheted; impregnated, coated, covered or laminated with plastics or rubber	5.305	172.983	263.839	3.529.423
61161090	Gloves, mittens and mitts, knitted or crocheted; impregnated, coated, covered or laminated with plastics or rubber; other than drivers' gloves	60.767	467.531	1.735.795	14.440.195
61169100	Gloves, mittens and mitts, knitted or crocheted; other than impregnated, coated, covered or laminated with plastics or rubber; of wool or fine animal hair	230	8.665	9.715	267.698
61169200	Gloves, mittens and mitts, knitted or crocheted; other than impregnated, coated, covered or laminated with plastics or rubber; of cotton	20.516	250.792	85.661	924.610
61169300	Gloves, mittens and mitts, knitted or crocheted; other than impregnated, coated, covered or laminated with plastics or rubber; of synthetic fibres	255.937	2.573.427	6.584.307	63.513.333
61169900	Gloves, mittens & mitts, knitted/crocheted; oth than impregnated, coated, covered/laminated with plastics/rubber; of oth textile materials (oth than of wool/fine animal hair, cotton&synthetic fibres)	291.104	3.272.330	761.914	8.210.326
61171010	Shawls, scarves, mufflers, mantillas, veils and the like, knitted or crocheted; of cotton	392	3.612	2.324	32.035
61171090	Shawls, scarves, mufflers, mantillas, veils and the like, knitted or crocheted; of other than cotton	8.036	123.478	67.307	1.267.449
61178011	Ties, bow ties and cravats, knitted or crocheted; of wool or fine animal hair	-	1	-	15
61178019	Ties, bow ties and cravats, knitted or crocheted; of other than wool or fine animal hair	82	5.604	2.385	449.111
61178020	Wrist bands, knee bands or ankle bands, knitted or crocheted	70	303	6.650	21.411
61178090	Other made up clothing accessories, knitted or crocheted; other than shawls, scarves, mufflers, mantillas, veils and the like, ties, bow ties and cravats, wrist bands, knee bands or ankle bands	15.028	173.387	157.671	3.013.575
61179000	Knitted or crocheted parts of garments or of clothing accessories	1.683	9.514	612	88.459
62012010	Men's or boys' overcoats, raincoats, car-coats, cloaks, capes, ponchos, three-quarter coats, greatcoats, hooded capes & similar articles, other than those of heading 6203; of wool or fine animal hair	24.475	147.356	654.364	8.968.872
62012090	Men's or boys' anoraks (including ski-jackets), wind-cheaters, wind-jackets and similar articles, other than those of heading 6203; of wool or fine animal hair	154.432	471.840	2.806.673	12.672.160
62013010	Men's or boys' overcoats, raincoats, car-coats, cloaks, capes, ponchos, three-quarter coats, greatcoats, hooded capes and similar articles, other than those of heading 6203; of cotton	2	78.532	4	2.154.129
62013090	Men's or boys' anoraks (including ski-jackets), wind-cheaters, wind-jackets and similar articles, other than those of heading 6203; of cotton	127.311	2.150.855	1.840.748	24.290.047

Tabel 3 : Ekspor Indonesia menurut Komoditi (Kode HS 8 digit)

September 2022

Kode H S	Uraian golongan barang	Berat bersih (Kg)		Nilai F.O.B. (U S \$)	
		Bulan ini	Kumulatif	Bulan ini	Kumulatif
(1)	(2)	(3)	(4)	(5)	(6)
62014010	Men's or boys' overcoats, raincoats, car-coats, cloaks, capes, ponchos, three-quarter coats, greatcoats, hooded capes and similar articles, other than those of heading 6203; of man-made fibres	651.992	2.604.372	25.474.319	86.159.482
62014090	Men's or boys' anoraks (including ski-jackets), wind-cheaters, wind-jackets and similar articles, other than those of heading 6203; of man-made fibres	385.372	3.255.182	14.861.271	133.112.563
62019011	Men's or boys' overcoats, raincoats, car-coats, cloaks, capes, ponchos, three-quarter coats, greatcoats, hooded capes and similar articles, other than those of heading 6203; of silk	245	823.171	12.123	38.298.034
62019019	Men's or boys' anoraks (including ski-jackets), wind-cheaters, wind-jackets and similar articles, other than those of heading 6203; of silk	2.309	58.068	125.485	1.306.790
62019021	Men's or boys' overcoats, raincoats, car-coats, cloaks, capes, ponchos, three-quarter coats, greatcoats, hooded capes and similar articles, other than those of heading 6203; of ramie	2.014	2.040	9.765	10.538
62019029	Men's or boys' anoraks (including ski-jackets), wind-cheaters, wind-jackets and similar articles, other than those of heading 6203, of ramie	808	14.522	4.918	160.322
62019090	Men's/boys' overcoats,car-coats,capes,cloaks,anoraks(including ski-jackets),wind-cheaters,wind-jackets&similar article, oth than those of heading 6203;of oth textile material (oth than of silk&ramie)	177.317	1.600.084	4.618.320	54.228.341
62022010	Women's or girls' overcoats, raincoats, car-coats, cloaks, capes, ponchos, three-quarter coats, greatcoats, hooded capes & similar articles, other than those of heading 6204; of wool/fine animal hair	28.780	82.115	1.000.380	6.195.767
62022090	Women's or girls' anoraks (including ski-jackets), wind-cheaters, wind-jackets and similar articles, other than those of heading 6204; of wool or fine animal hair	9.891	464.415	122.909	8.424.764
62023010	Women's or girls' overcoats, raincoats, car-coats, cloaks, capes, ponchos, three-quarter coats, greatcoats, hooded capes and similar articles, other than those of heading 6204; of cotton	219	9.104	20.921	399.588
62023090	Women's or girls' anoraks (including ski-jackets), wind-cheaters, wind-jackets and similar articles, other than those of heading 6204; of cotton	24.492	127.219	410.006	3.349.451
62024010	Women's or girls' overcoats, raincoats, car-coats, cloaks, capes, ponchos, three-quarter coats, greatcoats, hooded capes and similar articles, other than those of heading 6204; of man-made fibres	202.977	995.064	5.418.026	30.520.171
62024090	Women's or girls' anoraks (including ski-jackets), wind-cheaters, wind-jackets and similar articles, other than those of heading 6204; of man-made fibres	207.080	2.109.992	9.082.619	65.570.568
62029010	Women's or girls' overcoats, car-coats, capes, cloaks, anoraks (including ski-jackets), wind-cheaters, wind-jackets and similar articles, other than those of heading 6204; of silk	5	1.260	2.924	69.690
62029020	Women's or girls' overcoats, car-coats, capes, cloaks, anoraks (including ski-jackets), wind-cheaters, wind-jackets and similar articles, other than those of heading 6204; of ramie	4	4	300	300
62029090	Women's/girls' overcoats,car-coats,capes,cloaks,anoraks(incl ski-jackets),wind-cheaters,wind-jackets&similar articles, oth than those of heading 6204;of oth textile materials (oth than of silk&ramie)	45.574	712.655	1.772.295	25.230.038
62031100	Men's or boys' suits; of wool or fine animal hair	70.660	569.689	684.925	5.100.098
62031200	Men's or boys' suits; of synthetic fibres	83.512	974.861	2.184.432	23.394.293
62031911	Men's or boys' suits; of cotton; printed by traditional batik process	680	44.268	9.728	855.491
62031919	Men's or boys' suits; of cotton; other than printed by traditional batik process	6.512	457.917	209.828	9.008.147

Tabel 3 : Ekspor Indonesia menurut Komoditi (Kode HS 8 digit)

September 2022

Kode H S	Uraian golongan barang	Berat bersih (Kg)		Nilai F.O.B. (U S \$)	
		Bulan ini	Kumulatif	Bulan ini	Kumulatif
		(1)	(2)	(3)	(4)
62031921	Men's or boys' suits; of silk; printed by traditional batik process	-	7.586	-	220.724
62031929	Men's or boys' suits; of silk; other than printed by traditional batik process	1.471	22.551	6.790	597.703
62031990	Men's or boys' suits; of other textile materials (other than of cotton and silk)	240.367	1.565.487	5.717.571	37.411.498
62032210	Men's or boys' ensembles; of cotton; printed by traditional batik process	-	4	-	704
62032290	Men's or boys' ensembles; of cotton; other than printed by traditional batik process	2.918	7.194	133.663	175.041
62032300	Men's or boys' ensembles; of synthetic fibres	-	232	-	7.512
62032990	Men's or boys' ensembles; of other textile materials (other than of wool or fine animal hair)	1.567	6.288	6.271	22.229
62033100	Men's or boys' jackets and blazers; of wool or fine animal hair	25.625	185.291	1.368.720	10.726.541
62033210	Men's or boys' jackets and blazers; of cotton; printed by traditional batik process	-	54	-	596
62033290	Men's or boys' jackets and blazers; of cotton; other than printed by traditional batik process	143.971	1.472.383	3.107.925	33.575.237
62033300	Men's or boys' jackets and blazers; of synthetic fibres	206.027	1.477.743	3.114.922	25.241.727
62033900	Men's or boys' jackets and blazers; of other textile materials (other than of wool or fine animal hair, cotton and synthetic fibres)	289.456	2.423.274	10.963.957	84.589.015
62034100	Men's or boys' trousers, bib and brace overalls, breeches and shorts (other than swimwear); of wool or fine animal hair	21.441	134.628	920.902	6.702.879
62034210	Men's or boys' bib and brace overalls; of cotton	5.779	76.018	146.239	2.000.412
62034290	Men's or boys' trousers, breeches and shorts (other than swimwear); of cotton	949.941	11.167.988	21.841.504	242.696.664
62034300	Men's or boys' trousers, bib and brace overalls, breeches and shorts (other than swimwear); of synthetic fibres	833.697	6.728.414	24.001.777	202.830.682
62034910	Men's or boys' trousers, bib and brace overalls, breeches and shorts (other than swimwear); of silk	29.758	317.956	1.310.051	12.487.502
62034990	Men's or boys' trousers, bib and brace overalls, breeches and shorts (other than swimwear); of other textile materials (other than of silk)	561.865	6.106.504	6.268.276	55.738.108
62041100	Women's or girls' suits; of wool or fine animal hair	63	258	2.309	8.930
62041210	Women's or girls' suits; of cotton; printed by traditional batik process	378	4.961	4.351	83.554
62041290	Women's or girls' suits; of cotton; other than printed by traditional batik process	125.812	909.221	2.139.810	17.706.448
62041300	Women's or girls' suits; of synthetic fibres	12.766	260.520	504.712	6.699.024
62041911	Women's or girls' suits; of silk; printed by traditional batik process	34	12.827	801	315.142
62041919	Women's or girls' suits; of silk; other than printed by traditional batik process	11.336	157.462	241.810	3.348.492
62041990	Women's or girls' suits; of other textile materials (other than of silk)	67.231	472.753	1.292.250	14.953.030
62042100	Women's or girls' ensembles; of wool or fine animal hair	-	658	-	26.862
62042210	Women's or girls' ensembles; of cotton; printed by traditional batik process	-	12	-	41
62042290	Women's or girls' ensembles; of cotton; other than printed by traditional batik process	158	4.366	6.683	120.632
62042300	Women's or girls' ensembles; of synthetic fibres	27	32.044	689	707.419
62042910	Women's or girls' ensembles; of silk	-	17	-	11.732
62042990	Women's or girls' ensembles; of other textile materials (other than of silk)	5.520	85.729	252.845	4.056.989
62043100	Women's or girls' jackets and blazers; of wool or fine animal hair	6.568	39.565	375.826	2.493.613
62043210	Women's or girls' jackets and blazers; of cotton; printed by traditional batik process	35	274	364	3.224

Tabel 3 : Ekspor Indonesia menurut Komoditi (Kode HS 8 digit)

September 2022

Kode H S	Uraian golongan barang	Berat bersih (Kg)		Nilai F.O.B. (U S \$)	
		Bulan ini	Kumulatif	Bulan ini	Kumulatif
(1)	(2)	(3)	(4)	(5)	(6)
62043290	Women's or girls' jackets and blazers; of cotton; other than printed by traditional batik process	42.789	223.728	1.585.865	8.120.550
62043300	Women's or girls' jackets and blazers; of synthetic fibres	95.730	921.617	2.928.716	24.720.066
62043911	Women's or girls' jackets and blazers; of silk; printed by traditional batik process	-	66	-	850
62043919	Women's or girls' jackets and blazers; of silk; other than printed by traditional batik process	-	1.087	-	35.928
62043990	Women's or girls' jackets and blazers; of other textile materials (other than of silk)	9.481	166.402	331.638	4.502.221
62044100	Women's or girls' dresses; of wool or fine animal hair	252	53.925	21.142	1.719.539
62044210	Women's or girls' dresses; of cotton; printed by traditional batik process	238	14.264	7.529	480.656
62044290	Women's or girls' dresses; of cotton; other than printed by traditional batik process	225.203	2.720.187	3.628.090	62.102.101
62044300	Women's or girls' dresses; of synthetic fibres	210.938	4.178.365	7.626.710	141.190.887
62044400	Women's or girls' dresses; of artificial fibres	155.991	1.577.508	3.896.313	44.193.273
62044910	Women's or girls' dresses; of other textile materials (other than of wool or fine animal hair, cotton, synthetic fibres and artificial fibres); printed by traditional batik process	174	6.496	39.326	587.489
62044990	Women's or girls' dresses; of other textile materials (other than of wool or fine animal hair, cotton, synthetic fibres and artificial fibres); other than printed by traditional batik process	131.267	1.438.001	2.598.408	31.378.075
62045100	Women's or girls' skirts and divided skirts; of wool or fine animal hair	1.374	14.929	85.917	689.529
62045210	Women's or girls' skirts and divided skirts; of cotton; printed by traditional batik process	1.097	10.723	35.534	381.575
62045290	Women's or girls' skirts and divided skirts; of cotton; other than printed by traditional batik process	48.039	700.985	880.594	14.764.003
62045300	Women's or girls' skirts and divided skirts; of synthetic fibres	42.338	912.468	1.243.997	25.482.707
62045910	Women's or girls' skirts and divided skirts; of other textile material (other than of wool or fine animal hair, cotton and synthetic fibres); printed by traditional batik process	29	4.761	1.540	219.037
62045990	Women's or girls' skirts and divided skirts; of other textile material (other than of wool or fine animal hair, cotton and synthetic fibres); other than printed by traditional batik process	70.449	678.981	1.642.200	14.556.329
62046100	Women's or girls' trousers, bib and brace overalls, breeches and shorts (other than swimwear); of wool or fine animal hair	3.929	17.125	235.708	852.816
62046200	Women's or girls' trousers, bib and brace overalls, breeches and shorts (other than swimwear); of cotton	263.650	6.739.868	6.597.406	153.854.280
62046300	Women's or girls' trousers, bib and brace overalls, breeches and shorts (other than swimwear); of synthetic fibres	463.618	4.130.744	11.348.118	108.676.215
62046900	Women's or girls' trousers, bib and brace overalls, breeches and shorts (other than swimwear); of other textile materials (other than of wool or fine animal hair, cotton and synthetic fibres)	454.013	5.467.805	10.697.491	124.314.994
62052010	Men's or boys' shirts; of cotton; printed by traditional batik process	122	1.063	4.797	17.888
62052020	Men's or boys' shirts; of cotton; barong tagalog	8.365	29.817	224.102	787.537
62052090	Men's or boys' shirts; of cotton; other than printed by traditional batik process or barong tagalog	680.323	6.227.885	19.627.752	181.664.620
62053010	Men's or boys' shirts; of man-made fibres; barong tagalog	4.818	60.347	76.767	802.169
62053090	Men's or boys' shirts; of man-made fibres; other than barong tagalog	393.072	3.648.372	8.893.965	76.914.965
62059010	Men's or boys' shirts; of wool or fine animal hair	11	5.720	556	374.896
62059091	Men's or boys' shirts; of other textile materials (other than of wool or fine animal hair); printed by traditional batik process	22.899	259.548	974.187	8.868.132
62059092	Men's or boys' shirts; of other textile materials (other than of wool or fine animal hair); barong tagalog	-	1	-	104

Tabel 3 : Ekspor Indonesia menurut Komoditi (Kode HS 8 digit)

September 2022

Kode H S	Uraian golongan barang	Berat bersih (Kg)		Nilai F.O.B. (U S \$)	
		Bulan ini	Kumulatif	Bulan ini	Kumulatif
		(1)	(2)	(3)	(4)
62059099	Men's or boys' shirts; of other textile materials (other than of wool or fine animal hair); other than printed by traditional batik process or barong tagalog	108.689	1.106.395	2.545.959	28.859.842
62061010	Women's or girls' blouses, shirts and shirt-blouses; of silk or silk waste; printed by traditional batik process	1	429	16	5.524
62061090	Women's or girls' blouses, shirts and shirt-blouses; of silk or silk waste; other than printed by traditional batik process	4.487	209.090	297.390	8.083.610
62062000	Women's or girls' blouses, shirts and shirt-blouses; of wool or fine animal hair	40	658	770	57.231
62063010	Women's or girls' blouses, shirts and shirt-blouses; of cotton; printed by traditional batik process	910	27.063	50.552	1.161.613
62063090	Women's or girls' blouses, shirts and shirt-blouses; of cotton; other than printed by traditional batik process	190.369	2.742.752	6.892.282	89.104.938
62064000	Women's or girls' blouses, shirts and shirt-blouses; of man-made fibres	656.477	10.043.723	18.909.661	296.120.067
62069000	Women's or girls' blouses, shirts and shirt-blouses; of other textile materials (other than of silk or silk waste, wool or fine animal hair, cotton and man-made fibres)	64.620	688.357	1.049.008	17.002.833
62071100	Men's or boys' underpants and briefs; of cotton	65.178	557.737	1.323.420	11.674.936
62071900	Men's or boys' underpants and briefs; of other textile materials (other than of cotton)	801	25.942	25.797	389.702
62072110	Men's or boys' nightshirts and pyjamas; of cotton; printed by traditional batik process	-	1	-	65
62072190	Men's or boys' nightshirts and pyjamas; of cotton; other than printed by traditional batik process	3.510	75.191	135.875	1.588.984
62072200	Men's or boys' nightshirts and pyjamas; of man-made fibres	-	9.380	-	271.651
62072910	Men's or boys' nightshirts and pyjamas; of silk	-	2	-	72
62072990	Men's or boys' nightshirts and pyjamas; of other textile materials (other than of silk, cotton and man-made fibres)	7.603	10.173	39.059	89.337
62079100	Men's or boys' singlets and other vests, bathrobes, dressing gowns and similar articles; of cotton	24.931	410.064	775.604	11.278.857
62079910	Men's or boys' singlets and other vests, bathrobes, dressing gowns and similar articles; of man-made fibres	5.567	53.965	361.704	2.440.520
62079990	Men's or boys' singlets and other vests, bathrobes, dressing gowns and similar articles; of other textile materials (other than of cotton and man-made fibres)	56.828	376.463	276.110	2.551.900
62081100	Women's or girls' slips and petticoats; of man-made fibres	32.234	896.001	456.051	22.527.482
62081900	Women's or girls' slips and petticoats; of other textile materials (other than of man-made fibres)	74.324	433.865	1.205.495	4.809.300
62082110	Women's or girls' nightdresses and pyjamas; of cotton; printed by traditional batik process	-	537	-	14.814
62082190	Women's or girls' nightdresses and pyjamas; of cotton; other than printed by traditional batik process	73.202	332.373	2.578.591	11.331.949
62082200	Women's or girls' nightdresses and pyjamas; of man-made fibres	66.208	982.846	2.669.582	38.941.905
62082910	Women's or girls' nightdresses and pyjamas; of other textile materials (other than of cotton and man-made fibres); printed by traditional batik process	-	225	-	5.465
62082990	Women's or girls' nightdresses and pyjamas; of other textile materials (other than of cotton and man-made fibres); other than printed by traditional batik process	26.488	139.185	380.928	1.591.114
62089110	Women's or girls' singlets and other vests, briefs, panties, negligees, bathrobes, dressing gowns and similar articles; of cotton; printed by traditional batik process	88	1.493	1.062	27.100
62089190	Women's or girls' singlets and other vests, briefs, panties, negligees, bathrobes, dressing gowns and similar articles; of cotton; other than printed by traditional batik process	5.463	218.062	36.823	5.425.535
62089210	Women's or girls' singlets and other vests, briefs, panties, negligees, bathrobes, dressing gowns and similar articles; of man-made fibres; printed by traditional batik process	2.365	20.851	217.518	758.284

Tabel 3 : Ekspor Indonesia menurut Komoditi (Kode HS 8 digit)

September 2022

Kode H S	Uraian golongan barang	Berat bersih (Kg)		Nilai F.O.B. (U S \$)	
		Bulan ini	Kumulatif	Bulan ini	Kumulatif
		(1)	(2)	(3)	(4)
62089290	Women's or girls' singlets and other vests, briefs, panties, negligees, bathrobes, dressing gowns and similar articles; of man-made fibres; other than printed by traditional batik process	30.028	228.839	1.226.834	8.114.145
62089910	Women's or girls' singlets and other vests, briefs, panties, negligees, bathrobes, dressing gowns and similar articles; of wool or fine animal hair	-	1.131	-	56.513
62089990	Women's/girls' singlets and other vests, briefs, panties, negligees, bathrobes, dressing gowns & similar articles; of oth textile materials (oth than of cotton, man-made fibres, wool/fine animal hair)	3.243	50.224	93.793	794.664
62092030	Babies' t-shirts, shirts, pyjamas and similar articles; of cotton	208.131	1.862.824	4.647.643	31.405.312
62092040	Babies' suits, pants and similar articles; of cotton	67.876	524.429	447.122	3.645.328
62092090	Babies' garments and clothing accessories (other than t-shirts, shirts, pyjamas, suits, pants and similar articles); of cotton	29.892	302.711	1.046.180	9.425.313
62093010	Babies' suits, pants and similar articles; of synthetic fibres	82.019	688.167	1.898.505	14.536.558
62093030	Babies' t-shirts, shirts, pyjamas and similar articles; of synthetic fibres	10.166	85.683	313.133	1.758.339
62093040	Babies' clothing accessories; of synthetic fibres	584	6.143	42.100	236.345
62093090	Babies' garments (other than t-shirts, shirts, pyjamas, suits, pants and similar articles); of synthetic fibres	637	30.425	15.019	368.884
62099000	Babies' garments and clothing accessories; of other textile materials (other than of cotton and synthetic fibres)	102	98.946	983	3.095.331
62101011	Garments used for protection from chemical substances, radiation or fire; made up of fabrics of heading 5602, 5603	30	31	70	71
62101019	Protective work garments; other than used for protection from chemical substances, radiation or fire; made up of fabrics of heading 5602, 5603	99.129	365.251	1.080.928	2.803.369
62101090	Garments, other than protective work garments; made up of fabrics of heading 5602 or 5603	100.609	989.038	1.037.450	7.376.605
62102020	Garments used for protection from fire; of the type described in heading 6201	-	2.330	-	279.337
62102040	Other protective work garments; other than used for protection from fire, chemical substances or radiation; of the type described in heading 6201	3.287	32.239	197.937	2.389.861
62102090	Garments; other than used for protection from fire, chemical substances, radiation or for protective work; of the type described in heading 6201	58.115	309.300	1.156.874	9.394.928
62103020	Garments used for protection from fire; of the type described in heading 6202	-	8	-	188
62103030	Garments used for protection from chemical substances or radiation; of the type described in heading 6202	17	17	1.296	1.296
62103040	Other protective work garments, other than used for protection from fire or chemical substances or radiation; of the type described in heading 6202	-	3	-	727
62103090	Garments; other than used for protection from fire, chemical substances, radiation or for protective work; of the type described in heading 6202	30.034	133.876	967.238	4.153.294
62104010	Men's or boys' garments; used for protection from fire	73.524	122.764	503.447	2.747.271
62104020	Men's or boys' garments; used for protection from chemical substances or radiation	2.373	14.182	72.139	498.902
62104090	Men's or boys' garments, other than used for protection from fire or chemical substances or radiation	50.596	516.590	2.673.185	18.468.585
62105010	Women's or girls' garments; used for protection from fire	45.000	493.739	389.310	4.620.902
62105090	Women's or girls' garments, other than used for protection from fire or chemical substances or radiation	484.756	2.632.404	11.289.889	63.535.026
62111100	Men's or boys' swimwear	15.916	822.316	607.922	25.419.435
62111200	Women's or girls' swimwear	31.177	231.967	1.438.404	13.997.417
62112000	Ski suits	0	3.169	9	54.403
62113210	Men's or boys' garments for fencing or wrestling, of cotton	-	5.746	-	676.829

Tabel 3 : Ekspor Indonesia menurut Komoditi (Kode HS 8 digit)

September 2022

Kode H S	Uraian golongan barang	Berat bersih (Kg)		Nilai F.O.B. (U S \$)	
		Bulan ini	Kumulatif	Bulan ini	Kumulatif
(1)	(2)	(3)	(4)	(5)	(6)
62113220	Men's or boys' pilgrimage robes (Ehram), of cotton	-	5.226	-	122.350
62113290	Men's or boys' garments of cotton, other than for fencing or wrestling or pilgrimage robes (ehram)	11.061	456.657	212.224	7.342.291
62113310	Men's or boys' garments for fencing or wrestling, of man-made fibres	24.964	306.786	568.490	5.374.652
62113320	Men's or boys' garments used for protection from fire, of man-made fibres	2.060	9.311	17.796	112.493
62113330	Men's or boys' garments used for protection from chemical substances or radiation; of man-made fibres	0	3	3	78
62113340	Men's or boys' pilgrimage robes (Ihram); of man-made fibres	5	665	24	50.750
62113390	Men's or boys' garments; other than for fencing or wrestling or used for protection from fire or chemical substances or radiation or pilgrimage robes (Ihram); of man-made fibres	163.338	1.621.536	1.883.284	22.466.863
62113910	Men's or boys' garments for fencing or wrestling, of other textile materials (other than of cotton and man-made fibres)	37	848	453	15.023
62113920	Men's or boys' garments used for protection from fire; of other textile materials (other than of cotton and man-made fibres)	-	17	-	1.128
62113930	Men's or boys' garments used for protection from chemical substances or radiation; of other textile materials (other than of cotton and man-made fibres)	20	71	648	655
62113990	Men's or boys' garment, oth than pilgrimage robes (Ihram)/for fencing/wrestling/used for protection from fire/chemical substances/radiation; of oth textile material (oth than of cotton&man-made fibres)	58.377	506.919	613.665	4.694.044
62114210	Women's or girls' garments for fencing or wrestling; of cotton	-	5.531	-	162.503
62114220	Women's or girls' prayer cloaks; of cotton	5.974	94.859	428.725	4.521.822
62114230	Women's or girls' sarong of tubular type; of cotton	229.553	925.539	2.122.070	9.071.476
62114290	Women's or girls' garments, other than for fencing or wrestling or prayer cloaks or sarong of tubular type; of cotton	66.629	379.709	1.302.060	11.604.611
62114310	Women's or girls' surgical gowns; of man-made fibres	121.123	1.029.508	1.360.884	11.608.213
62114320	Women's or girls' prayer cloaks; of man-made fibres	4.910	42.261	82.021	573.098
62114330	Women's or girls' anti-explosive protective suits; of man-made fibres	1	37	11	752
62114340	Women's or girls' garments for fencing or wrestling; of man-made fibres	-	1.053	-	295.276
62114350	Women's or girls' garments used for protection from chemical substances, radiation or fire; of man-made fibres	-	243	-	3.800
62114360	Women's or girls' flyers' coveralls; of man-made fibres	-	565	-	43.274
62114370	Women's or girls' sarong of tubular type; of man-made fibres	63.713	353.010	536.297	4.119.213
62114390	Women's or girls' garments; of man-made fibres; other than those of HS 62114310 - 62114370	152.883	1.662.445	3.945.224	44.563.044
62114910	Women's or girls' garments for fencing or wrestling; of other textile materials (other than of cotton and man-made fibres)	120	3.026	120	93.281
62114920	Women's or girls' garments used for protection from chemical substances, radiation or fire; of other textile materials (other than of cotton and man-made fibres)	36	99	368	1.900
62114939	Women's or girls' prayer cloaks; of other than wool or fine animal hair	-	17.177	-	229.387
62114950	Women's or girls' sarong of tubular type; of other textile materials (other than of cotton and man-made fibres)	39.426	311.959	500.707	3.612.366
62114990	Women's or girls' garments; of other textile materials, other than those of HS 62114910 - 62114960	39.221	469.176	352.508	5.975.653
62121011	Mastectomy bra (post breast surgery bra) of cotton, whether or not knitted or crocheted	404	2.098	20.616	105.661
62121019	Brassieres of cotton, whether or not knitted or crocheted; other than mastectomy bra (post breast surgery bra)	203.572	2.288.538	9.231.966	101.528.225
62121091	Mastectomy bra (post breast surgery bra) of other textile materials (other than of cotton), whether or not knitted or crocheted	181.658	1.568.516	9.147.788	79.521.879

Tabel 3 : Ekspor Indonesia menurut Komoditi (Kode HS 8 digit)

September 2022

Kode H S	Uraian golongan barang	Berat bersih (Kg)		Nilai F.O.B. (U S \$)	
		Bulan ini	Kumulatif	Bulan ini	Kumulatif
		(1)	(2)	(3)	(4)
62121099	Brassieres of other textile materials (other than of cotton), whether or not knitted or crocheted; other than mastectomy bra (post breast surgery bra)	406.684	5.217.677	19.522.129	220.196.252
62122010	Girdles and panty-girdles, whether or not knitted or crocheted, of cotton	-	1	-	130
62122090	Girdles and panty-girdles, whether or not knitted or crocheted, of other textile materials (other than of cotton)	8.025	71.847	296.897	2.483.458
62123090	Corselettes, whether or not knitted or crocheted, of other textile materials (other than of cotton)	16.691	153.653	265.414	2.632.142
62129012	Athletic supporters, whether or not knitted or crocheted, of cotton	-	70	-	3.369
62129019	Braces, suspenders, garters and similar articles and parts thereof, whether or not knitted or crocheted, of cotton	8.481	27.475	362.737	1.285.352
62129091	Compression garments of a kind used for the treatment of scar tissue and skin grafts, whether or not knitted or crocheted, of other textile materials (other than of cotton)	-	298	-	8.902
62129092	Athletic supporters, whether or not knitted or crocheted, of other textile materials (other than of cotton)	-	207	-	1.101
62129099	Braces, suspenders, garters and similar articles and parts thereof, whether or not knitted or crocheted, of other textile materials (other than of cotton)	19.829	158.569	663.329	5.335.359
62132010	Handkerchiefs of cotton, printed by the traditional batik process	-	0	-	4
62132090	Handkerchiefs of cotton, other than printed by the traditional batik process	12	116	800	3.718
62139019	Handkerchiefs, of silk or silk waste, other than printed by the traditional batik process	-	5	-	78
62139099	Handkerchiefs, of other textile materials (other than of cotton or silk or silk waste), other than printed by the traditional batik process	10	625	100	13.476
62141010	Shawls, scarves, mufflers, mantillas, veils and the like; of silk or silk waste; printed by the traditional batik process	118	12.564	4.469	422.305
62141090	Shawls, scarves, mufflers, mantillas, veils and the like; of silk or silk waste; other than printed by the traditional batik process	1.886	22.344	16.656	124.979
62142000	Shawls, scarves, mufflers, mantillas, veils and the like; of wool or fine animal hair	504	860	47.443	97.228
62143010	Shawls, scarves, mufflers, mantillas, veils and the like; of synthetic fibres; printed by the traditional batik process	-	12.919	-	16.598
62143090	Shawls, scarves, mufflers, mantillas, veils and the like; of synthetic fibres; other than printed by the traditional batik process	6.744	29.526	41.730	337.378
62144010	Shawls, scarves, mufflers, mantillas, veils and the like; of artificial fibres; printed by the traditional batik process	20	292	53	1.076
62144090	Shawls, scarves, mufflers, mantillas, veils and the like; of artificial fibres; other than printed by the traditional batik process	105	11.955	3.392	155.735
62149010	Shawls, scarves, mufflers, mantillas, veils&the like; of oth textile materials (oth than silk/silk waste,wool/fine animal hair,synthetic/artificial fibres); printed by the traditional batik process	-	2	-	152
62149090	Shawls,scarves,mufflers,mantillas,veils&the like; of oth textile material (oth than silk/silk waste,wool/fine animal hair,synthetic/artificial fibres);oth than printed by the traditional batik process	9.406	40.232	97.979	482.471
62151090	Ties, bow ties and cravat; of silk or silk waste; other than printed by the traditional batik process	47	86	1.368	4.541
62152090	Ties, bow ties and cravat; of man-made fibres; other than printed by the traditional batik process	68	2.446	14.450	74.077
62159010	Ties, bow ties and cravat; of other textile materials (other than of silk or silk waste and man-made fibres); printed by the traditional batik process	2.007	13.801	61.830	413.755

Tabel 3 : Ekspor Indonesia menurut Komoditi (Kode HS 8 digit)

September 2022

Kode H S	Uraian golongan barang	Berat bersih (Kg)		Nilai F.O.B. (U S \$)	
		Bulan ini	Kumulatif	Bulan ini	Kumulatif
(1)	(2)	(3)	(4)	(5)	(6)
62159090	Ties, bow ties and cravat; of other textile materials (other than of silk or silk waste and man-made fibres); other than printed by the traditional batik process	15	95	38	1.041
62160010	Protective work gloves, mittens and mitts	119.196	1.031.453	5.275.976	43.176.202
62160091	Gloves, mittens and mitts of wool or fine animal hair	29	262	509	3.985
62160092	Gloves, mittens and mitts of cotton	-	214	-	3.080
62160099	Gloves, mittens and mitts, of other textile materials (other than of wool or fine animal hair and cotton)	46.241	304.075	2.267.778	17.041.009
62171010	Judo belts	11	533	168	8.866
62171090	Other made up clothing accessories, other than those of heading 6212; other than judo belts	37.626	259.140	383.909	3.465.008
62179000	Parts of garments or of clothing accessories, other than those of heading 6212	2.064	9.345	39.722	209.093
63011000	Electric blankets	310.430	803.286	3.825.910	9.880.012
63012000	Blankets (other than electric blankets) and travelling rugs, of wool or of fine animal hair	4.837	76.924	209.842	2.697.454
63013010	Blankets (other than electric Blankets) and travelling rugs, of cotton; printed by traditional batik process	-	18	-	108
63013090	Blankets (other than electric Blankets) and travelling rugs, of cotton; other than printed by traditional batik process	6.002	21.142	126.129	380.895
63014010	Blankets (other than electric blankets) and travelling rugs, of synthetic fibres; of nonwoven fabrics	3.536	51.811	44.457	665.468
63014090	Blankets (other than electric blankets) and travelling rugs, of synthetic fibres; of other than nonwoven fabrics	5.222	120.066	63.379	874.318
63019010	Other blankets and travelling rugs; of nonwoven fabrics	790	2.128	7.928	9.957
63019090	Other blankets and travelling rugs; of other than nonwoven fabrics	309	47.198	3.623	691.378
63021000	Bed linen, knitted or crocheted	6.334	126.918	37.650	947.707
63022100	Bed linen of cotton, printed	955	14.636	10.288	229.393
63022210	Bed linen of nonwoven fabrics, printed	258	1.526	618	7.709
63022290	Bed linen of man-made fibres (other than of nonwoven fabrics), printed	596	3.781	15.239	80.597
63022900	Bed linen of other textile materials (other than of cotton and man-made fibres), printed	1.365	3.991	6.471	21.649
63023100	Bed linen of cotton, not knitted/crocheted or printed	4.194	12.831	42.004	183.662
63023210	Bed linen of nonwoven fabrics, not knitted/crocheted or printed	-	6.681	-	9.406
63023290	Bed linen of man-made fibres (other than of nonwoven fabrics), not knitted/crocheted or printed	764	6.585	13.218	111.093
63023900	Bed linen of other textile materials (other than of cotton and man-made fibres), not knitted/crocheted or printed	1.750	7.767	5.951	34.393
63024000	Table linen, knitted or crocheted	12	134	138	6.130
63025110	Table linen of cotton, printed by traditional batik process; not knitted or crocheted	1	81	1	2.762
63025190	Table linen of cotton, other than printed by traditional batik process; not knitted or crocheted	275	3.103	3.637	47.507
63025300	Table linen of man-made fibres; not knitted or crocheted	1.630	10.042	18.024	102.260
63025990	Table linen of other textile materials (other than of flax); not knitted or crocheted	5.617	42.505	29.087	284.778
63026000	Toilet linen and kitchen linen, of terry towelling or similar terry fabrics, of cotton	12.211	371.285	92.895	3.477.237
63029100	Toilet linen and kitchen linen, other than of terry towelling or similar terry fabrics, of cotton	91.851	567.387	828.299	4.312.791
63029300	Toilet linen and kitchen linen, other than of terry towelling or similar terry fabrics, of man-made fibres	206	1.031	3.946	16.113
63029990	Toilet linen and kitchen linen, other than of terry towelling or similar terry fabrics, of other textile materials (other than of flax)	27	5.487	19	48.982
63031200	Curtains (including drapes) and interior blinds; curtain or bed valances; knitted or crocheted; of synthetic fibres	29.757	158.097	339.180	1.706.859
63031910	Curtains (including drapes) and interior blinds; curtain or bed valances; knitted or crocheted; of cotton	275	1.853	785	17.658

Tabel 3 : Ekspor Indonesia menurut Komoditi (Kode HS 8 digit)

September 2022

Kode H S	Uraian golongan barang	Berat bersih (Kg)		Nilai F.O.B. (U S \$)	
		Bulan ini	Kumulatif	Bulan ini	Kumulatif
(1)	(2)	(3)	(4)	(5)	(6)
63031990	Curtains (including drapes) and interior blinds; curtain or bed valances; knitted or crocheted; of other textile materials (other than of synthetic fibres and cotton)	1.397	15.343	3.513	346.969
63039100	Curtains (including drapes) and interior blinds; curtain or bed valances; not knitted or crocheted; of cotton	446	4.884	7.135	55.265
63039200	Curtains (including drapes) and interior blinds; curtain or bed valances; not knitted or crocheted; of synthetic fibres	58.173	368.259	548.223	3.524.199
63039900	Curtains (including drapes) and interior blinds; curtain or bed valances; not knitted or crocheted; of other textile materials (other than of cotton and synthetic fibres)	86.208	759.376	1.249.877	11.474.892
63041100	Bedspreads, excluding those of heading 9404; knitted or crocheted	-	719	-	24.467
63041910	Bedspreads, excluding those of heading 9404; not knitted or crocheted; of cotton	268	3.261	1.335	21.547
63041920	Bedspreads, excluding those of heading 9404; not knitted or crocheted; of other than cotton, nonwoven	-	11.199	-	22.848
63041990	Bedspreads, excluding those of heading 9404; not knitted or crocheted; of other than cotton, other than nonwoven	1.266	20.822	5.187	142.436
63042000	Bed nets specified in Subheading Note 1 to this Chapter	4	719	25	5.010
63049110	Mosquito nets; knitted or crocheted	794	14.837	3.641	109.914
63049190	Other furnishing articles, other than mosquito nets, excluding those of heading 9404; knitted or crocheted	1.379	197.397	19.358	180.001
63049200	Other furnishing articles, excluding those of heading 9404; not knitted or crocheted, of cotton	2.167	13.182	38.139	195.294
63049300	Other furnishing articles, excluding those of heading 9404; not knitted or crocheted, of synthetic fibres	1.878	12.038	32.672	372.241
63049900	Other furnishing articles, excluding those of heading 9404; not knitted or crocheted, of other textile materials (other than of cotton and synthetic fibres)	61.967	488.835	656.810	5.251.560
63051011	New sacks and bags of jute, of a kind used for the packing of goods	1.385	5.462	1.385	24.189
63051019	New sacks and bags of other textile bast fibres of heading 5303, of a kind used for the packing of goods	210	4.283	266	39.402
63051021	Used sacks and bags of jute, of a kind used for the packing of goods	-	5	-	284
63051029	Used sacks and bags of other textile bast fibres of heading 5303, of a kind used for the packing of goods	18	161	20	903
63052000	Sacks and bags, of a kind used for the packing of goods; of cotton	437	84.060	9.796	662.758
63053210	Sacks and bags, of a kind used for the packing of goods; flexible intermediate bulk containers; nonwoven	168	1.037	5.880	35.272
63053220	Sacks and bags, of a kind used for the packing of goods; flexible intermediate bulk containers; knitted or crocheted	30.878	173.488	103.551	545.639
63053290	Sacks and bags, of a kind used for the packing of goods; flexible intermediate bulk containers; other than nonwoven, other than knitted or crocheted	608.779	4.919.730	2.589.403	22.759.948
63053310	Sacks and bags, of a kind used for the packing of goods; of polyethylene or polypropylene strip or the like; knitted or crocheted	172.206	1.503.933	407.386	3.599.575
63053320	Sacks and bags, of a kind used for the packing of goods; of polyethylene or polypropylene strip or the like; of woven fabrics of strip or the like	310.918	3.123.920	832.142	8.594.586
63053390	Sacks and bags, of a kind used for the packing of goods; of polyethylene or polypropylene strip or the like; other than of woven fabrics of strip or the like, other than knitted or crocheted	528.314	6.968.752	1.332.708	19.049.399
63053920	Sacks and bags, of a kind used for the packing of goods; of other man-made textile materials; knitted or crocheted	-	110	-	2.621
63053990	Sacks and bags, of a kind used for the packing of goods; of other man-made textile materials; other than nonwoven, other than knitted or crocheted	109.503	1.069.007	125.615	1.094.311

Tabel 3 : Ekspor Indonesia menurut Komoditi (Kode HS 8 digit)

September 2022

Kode H S	Uraian golongan barang	Berat bersih (Kg)		Nilai F.O.B. (U S \$)	
		Bulan ini	Kumulatif	Bulan ini	Kumulatif
		(1)	(2)	(3)	(4)
63059010	Sacks and bags, of a kind used for the packing of goods; of hemp of heading 5305	-	4	-	426
63059090	Sacks and bags, of a kind used for the packing of goods; of other textile materials (other than of hemp or coconut (coir) of heading 5305)	1.403	92.721	37.254	483.072
63061200	Tarpaulins, awnings and sunblinds; of synthetic fibres	349	13.463	27.979	414.084
63061920	Tarpaulins, awnings and sunblinds; of other textile materials; of cotton	-	200	-	741
63061990	Tarpaulins, awnings and sunblinds; of other textile materials (other than of vegetable textile fibres of heading 5305 and cotton)	25.486	47.413	63.262	122.177
63062200	Tents (including temporary canopies and similar articles); of synthetic fibres	8.137	10.178	176.940	180.725
63062990	Tents (including temporary canopies and similar articles); of other textile materials; other than of cotton	2.812	178.715	28.870	2.085.123
63063000	Sails for boats	-	1.463	-	7.748
63064010	Pneumatic mattresses; of cotton	-	359	-	2.377
63064090	Pneumatic mattresses; of other than cotton	315	2.153	788	3.655
63069091	Camping goods; other than of nonwoven; of cotton	117	1.619	904	8.433
63069099	Camping goods; other than of nonwoven; of other than cotton	1.026	750.454	25.469	3.178.165
63071010	Floor-cloths, dish-cloths, dusters and similar cleaning cloths; of nonwoven other than felt	5	1.383	20	4.223
63071020	Floor-cloths, dish-cloths, dusters and similar cleaning cloths; of felt	7	100	61	174
63071090	Floor-cloths, dish-cloths, dusters and similar cleaning cloths; of woven other than felt	59.014	593.671	387.029	3.868.125
63072000	Life-jackets and life-belts	36	14.008	356	372.709
63079030	Umbrella covers in pre-cut triangular form	4	1.065	15	18.293
63079040	Surgical masks	1.743	47.478	29.164	586.286
63079061	Safety harnesses; suitable for industrial use	166	908	5.854	23.361
63079069	Safety harnesses; not suitable for industrial use	14.761	152.748	178.363	2.235.793
63079070	Fans and handscreens	379	4.301	7.922	97.593
63079080	Laces for shoes, boots, corsets and the like	2.780	44.127	36.258	701.231
63079090	Other made up articles, including dress patterns; other than umbrella covers in pre-cut triangular form, surgical masks, safety harnesses, fans&handscreens, laces for shoes, boots, corsets&the like	29.991	381.474	285.062	4.180.800
63080000	Sets consisting of woven fabric&yarn, whether/not with accessories for making up into rugs, tapestries, embroidered table cloths/serviettes/similar textile articles, put up in packings for retail sale	454	11.760	2.679	120.783
63090000	Worn clothing and other worn articles	2.584	152.970	36.721	764.115
63101010	Used or new rags, of textile materials; sorted	104.803	262.203	29.608	105.733
63101090	Scrap twine, cordage, rope and cables and worn out articles of twine, cordage, rope or cables, of textile materials; sorted	50.434	563.482	16.097	233.002
63109010	Used or new rags, of textile materials; unsorted	1.000	2.000	44	1.544
63109090	Scrap twine, cordage, rope and cables and worn out articles of twine, cordage, rope or cables, of textile materials; unsorted	22.450	23.542	19.057	20.809
64011000	Waterproof footwear with outer soles and uppers of rubber or of plastics; incorporating a protective metal toe-cap	479	23.942	19.938	362.463
64019210	Waterproof footwear with outer soles and uppers of rubber or of plastics; covering the ankle but not covering the knee; incorporating a protective non-metal toe-cap	883	144.423	25.029	1.462.209
64019290	Waterproof footwear with outer soles and uppers of rubber or of plastics; covering the ankle but not covering the knee; other than incorporating a protective non-metal toe-cap	13.849	1.643.075	85.437	18.463.725
64019910	Waterproof footwear with outer soles and uppers of rubber or of plastics; not covering the ankle; covering the knee	-	206	-	1.784

Tabel 3 : Ekspor Indonesia menurut Komoditi (Kode HS 8 digit)

September 2022

Kode H S	Uraian golongan barang	Berat bersih (Kg)		Nilai F.O.B. (U S \$)	
		Bulan ini	Kumulatif	Bulan ini	Kumulatif
(1)	(2)	(3)	(4)	(5)	(6)
64019990	Waterproof footwear with outer soles and uppers of rubber or of plastics; not covering the ankle; other than covering the knee	7.341	47.876	15.569	167.290
64021200	Sports footwear; ski-boots, cross-country ski footwear and snowboard boots with outer soles and uppers of rubber or plastics	22.767	102.665	748.989	3.261.541
64021910	Sports footwear; other than ski-boots, cross-country ski footwear and snowboard boots; wrestling footwear with outer soles and uppers of rubber or plastics	9.718	12.623	185.882	279.750
64021990	Sports footwear with outer soles and uppers of rubber or plastics; other than ski-boots, cross-country ski footwear and snowboard boots or wrestling footwear	1.847.882	20.021.032	37.487.144	394.633.182
64022000	Footwear with upper straps or thongs assembled to the sole by means of plugs	26.739	327.483	292.851	4.039.735
64029110	Diving boot with outer soles and uppers of rubber or plastics; covering the ankle	1.208	6.357	18.023	94.320
64029191	Footwear with outer soles and uppers of rubber or plastics; other than diving boots; covering the ankle; incorporating a protective metal toe-cap	13.226	129.031	132.279	1.231.312
64029192	Footwear with outer soles and uppers of rubber or plastics; other than diving boots; covering the ankle; incorporating a protective non-metal toe-cap	-	12	-	433
64029199	Footwear with outer soles and uppers of rubber or plastics; other than diving boots; covering the ankle; other than incorporating a protective metal or non-metal toe-cap	22.544	478.273	375.997	8.092.489
64029910	Footwear with outer soles and uppers of rubber or plastic; other than covering the ankle; incorporating a protective metal toe-cap	4	8.815	32	173.612
64029920	Footwear with outer soles and uppers of rubber or plastic; other than covering the ankle; incorporating a protective non-metal toe-cap	1.614	7.525	58.269	152.271
64029990	Footwear with outer soles and uppers of rubber or plastic; other than covering the ankle; other than incorporating a protective metal or non-metal toe-cap	1.759.317	14.555.884	28.892.754	236.173.852
64031200	Ski-boots, cross-country ski footwear and snowboard boots with outer soles of rubber, plastics, leather or composition leather and uppers of leather	3.010	27.482	82.848	677.198
64031910	Sports footwear w/outer soles of rubber, plastics, leather/composition leather&uppers of leather; oth than ski-boots, cross-country ski footwear&snowboard boots; fitted with spikes, cleats or the like	506.413	12.357.288	10.034.072	237.263.717
64031920	Sports footwear w/outer soles of rubber, plastics, leather/composition leather & uppers of leather; oth than ski-boots, cross-country ski footwear & snowboard boots; riding boots; bowling shoes	95	1.151	2.596	17.954
64031930	Sports footwear w/outer soles of rubber,plastics,leather/composition leather&uppers of leather;oth than ski-boots,cross-country ski footwear&snowboard boots;for wrestling, weight-lifting or gymnastics	-	2.149	-	43.504
64031990	Sports footwear w/outer soles of rubber,plastics,leather/composition leather&uppers of leather;oth than ski-boots,cross-country ski footwear&snowboard boots;oth than HS 64031910 - 64031930	8.809.971	70.274.169	188.362.535	1.520.568.482
64032000	Footwear with outer soles of leather, and uppers which consist of leather straps across the instep and around the big toe	3.665	57.390	225.996	1.520.940
64034000	Footwear with outer soles of rubber, plastics, leather or composition leather and uppers of leather, incorporating a protective metal toe-cap	445.148	3.674.141	7.267.680	57.183.952

Tabel 3 : Ekspor Indonesia menurut Komoditi (Kode HS 8 digit)

September 2022

Kode H S	Uraian golongan barang	Berat bersih (Kg)		Nilai F.O.B. (U S \$)	
		Bulan ini	Kumulatif	Bulan ini	Kumulatif
(1)	(2)	(3)	(4)	(5)	(6)
64035100	Other footwear with outer soles of leather; covering the ankle	253	19.713	13.467	159.607
64035910	Bowling shoes with outer soles of leather; other than covering the ankle	-	1	-	50
64035990	Footwear with outer soles of leather; other than bowling shoes; other than covering the ankle	43.036	495.540	1.184.616	9.697.725
64039110	Footwear made on a base or platform of wood, not having an inner sole or protective metal toe cap; covering the ankle	12	739	201	8.038
64039120	Riding boots with outer soles of rubber, plastics and uppers of leather; covering the ankle	-	9	-	139
64039130	Footwear with outer soles of rubber, plastics and uppers of leather, other than riding boots; covering the ankle; incorporating a protective non-metal toe-cap	11	36	699	2.107
64039190	Footwear with outer soles of rubber, plastics and uppers of leather, other than riding boots; covering the ankle; other than incorporating a protective non-metal toe-cap	340.939	3.571.848	8.016.549	83.493.176
64039910	Footwear made on a base or platform of wood, not having an inner sole or protective metal toe cap; other than covering the ankle	941.336	7.766.041	19.067.037	160.288.499
64039920	Bowling shoes with outer soles of rubber, plastics and uppers of leather; other than covering the ankle	-	34.439	-	743.193
64039930	Footwear with outer soles of rubber, plastics and uppers of leather, other than bowling shoes; other than covering the ankle; incorporating a protective non-metal toe-cap	-	2.638	-	29.976
64039990	Footwear with outer soles of rubber, plastics and uppers of leather; other than covering the ankle; other than those of HS 64039910 - 64039930	2.829.690	20.195.176	60.007.426	437.976.665
64041110	Sports footwear with outer soles of rubber or plastics; tennis shoes, basketball shoes, gym shoes, training shoes and the like; fitted with spikes, cleats or the like	254	4.765	4.470	59.318
64041120	Sports footwear with outer soles of rubber or plastics; tennis shoes, basketball shoes, gym shoes, training shoes and the like; for wrestling, weight-lifting or gymnastics	-	160	-	5.993
64041190	Sports footwear with outer soles of rubber or plastics; tennis, basketball, gym, training shoes & the like; other than fitted with spikes, cleats/ the like & other than for wrestling, weight-lifting or gymnastics	10.756.453	110.097.442	232.990.247	2.378.330.231
64041910	Footwear with outer soles of rubber or plastics; other than sports footwear; incorporating a protective toe-cap	9.098	167.975	199.949	3.333.341
64041990	Footwear with outer soles of rubber or plastics; other than sports footwear; other than incorporating a protective toe-cap	1.768.496	11.813.266	41.891.538	278.813.289
64042000	Footwear with outer soles of leather or composition leather and uppers of textile materials	396	11.376	6.132	444.986
64051000	Footwear with uppers of leather or composition leather	34.510	235.754	1.522.301	10.135.127
64052000	Footwear with uppers of textile materials	1.175	45.123	41.341	879.427
64059000	Footwear with uppers of other than leather or composition leather or textile materials	126.677	1.239.349	2.000.686	21.441.040
64061010	Uppers and parts thereof, other than stiffeners; with metal toe-cap	9.657	84.478	186.275	1.674.759
64061090	Uppers and parts thereof, other than stiffeners; other than metal toe-cap	166.468	1.127.172	7.390.432	52.498.186
64062010	Outer soles and heels; of rubber	52.151	442.574	601.944	5.226.792
64062020	Outer soles and heels; of plastics	15.238	106.144	287.166	1.908.834
64069010	Parts of footwear; removable in-soles, heel cushions and similar articles; gaiters, leggings and similar articles, and parts thereof; of wood	12.675	90.932	57.692	395.661
64069021	Parts of footwear; removable in-soles, heel cushions and similar articles; gaiters, leggings and similar articles, and parts thereof; of metal; of iron or steel	208	7.991	11.783	31.720

Tabel 3 : Ekspor Indonesia menurut Komoditi (Kode HS 8 digit)

September 2022

Kode H S	Uraian golongan barang	Berat bersih (Kg)		Nilai F.O.B. (U S \$)	
		Bulan ini	Kumulatif	Bulan ini	Kumulatif
(1)	(2)	(3)	(4)	(5)	(6)
64069022	Parts of footwear; removable in-soles, heel cushions and similar articles; gaiters, leggings and similar articles, and parts thereof; of metal; of copper	34	48	2.510	4.335
64069023	Parts of footwear; removable in-soles, heel cushions and similar articles; gaiters, leggings and similar articles, and parts thereof; of metal; of aluminium	1	1	376	376
64069029	Parts of footwear; removable in-soles, heel cushions and similar articles; gaiters, leggings and similar articles, and parts thereof; of metal; other than of iron or steel or copper or aluminium	-	248	-	6.062
64069041	Parts of footwear; removable in-soles, heel cushions and similar articles; gaiters, leggings and similar articles, and parts thereof; of rubber; in-soles	5.599	15.742	133.869	833.196
64069042	Parts of footwear; removable in-soles, heel cushions and similar articles; gaiters, leggings and similar articles, and parts thereof; of rubber; complete soles	-	3	-	7
64069049	Parts of footwear; removable in-soles, heel cushions and similar articles; gaiters, leggings and similar articles, and parts thereof; of rubber; other than in-soles or complete soles	9.655	87.144	199.496	1.697.326
64069051	Parts of footwear; removable in-soles, heel cushions and similar articles; gaiters, leggings and similar articles, and parts thereof; of plastics; in-soles	9.081	204.285	87.843	2.848.499
64069059	Parts of footwear; removable in-soles, heel cushions and similar articles; gaiters, leggings and similar articles, and parts thereof; of plastics; other than in-soles or complete soles	1.672	81.594	40.498	2.076.485
64069091	Parts of footwear; removable in-soles, heel cushions and similar articles; gaiters, leggings and similar articles, and parts thereof; other than of wood/metal/rubber or plastic; for gaiters, leggings and similar articles and parts thereof	14.114	80.821	85.369	771.552
64069099	Parts of footwear; removable in-soles, heel cushions and similar articles; other than gaiters, leggings and similar articles, and parts thereof; other than of wood or metal or rubber or plastic	79.339	503.719	1.104.930	7.930.514
65010000	Hat-forms, hat bodies and hoods of felt, neither blocked to shape nor with made brims; plateaux and manchons (including slit manchons), of felt	866	10.513	30.497	299.039
65020000	Hat-shapes, plaited or made by assembling strips of any material, neither blocked to shape, nor with made brims, nor lined, nor trimmed	1.763	4.646	39.071	102.478
65040000	Hats and other headgear, plaited or made by assembling strips of any material, whether or not lined or trimmed	17.538	115.991	347.876	2.225.321
65050010	Headgear of a kind used for religious purposes	4.214	75.009	12.441	312.509
65050020	Hair-nets of any materials	56	181	1.620	20.670
65050090	Hats, knitted or crocheted, or made up from lace, felt or other textile fabric, in the piece (but not in strips), whether or not lined or trimmed; whether or not lined or trimmed	189.356	2.341.834	4.022.865	44.788.021
65061010	Helmets for motorcyclists, whether or not lined or trimmed	123.884	1.123.601	1.785.909	15.253.028
65061020	Industrial safety helmets and firefighters' helmets, excluding steel helmets, whether or not lined or trimmed	111	811	1.995	10.453
65061030	Steel helmets, whether or not lined or trimmed	-	18	-	127
65061090	Safety headgear; other than helmets for motorcyclists or Industrial safety helmets and firefighters' helmets, excluding steel helmets or steel helmets or water polo; whether or not lined or trimmed	1.750	11.747	140.911	594.992
65069100	Headgear; other than safety headgear, whether or not lined or trimmed; of rubber or plastic	1.406	2.449	7.450	53.855
65069990	Headgear; other than safety headgear, whether or not lined or trimmed; of other materials; other than of fur skin	161.129	1.216.963	552.908	4.943.256
65070000	Head-bands, linings, covers, hat foundations, hat frames, peaks and chinstraps, for headgear	1.384	26.423	30.499	897.822

Tabel 3 : Ekspor Indonesia menurut Komoditi (Kode HS 8 digit)

September 2022

Kode H S	Uraian golongan barang	Berat bersih (Kg)		Nilai F.O.B. (U S \$)	
		Bulan ini	Kumulatif	Bulan ini	Kumulatif
		(1)	(2)	(3)	(4)
66011000	Garden or similar umbrellas	5.816	116.187	95.520	1.389.989
66019100	Umbrellas and sun umbrellas (including walking-stick umbrellas, garden umbrellas); having a telescopic shaft	15	1.451	357	20.987
66019900	Umbrellas and sun umbrellas (including walking-stick umbrellas, garden umbrellas); other than having a telescopic shaft	659	44.684	6.170	395.411
66020000	Walking-sticks, seat-sticks, whips, riding-crops and the like	384	67.596	4.916	128.162
66032000	Umbrella frames, including frames mounted on shafts (sticks)	12	551	396	10.040
66039010	Parts, trimmings and accessories; for articles of heading 6601	1.926	28.836	15.703	148.662
66039020	Parts, trimmings and accessories; for articles of heading 6602	-	1.924	-	30.084
67010000	Skins and other parts of birds with their feathers or down, feathers, parts of feathers, down and articles thereof (other than goods of heading 0505 and worked quills and scapes)	281	10.372	3.488	169.159
67021000	Artificial flowers, foliage, fruit and parts thereof; of plastics	37.797	38.093	51.323	52.582
67029010	Artificial flowers, foliage, fruit and parts thereof; of paper	10	1.719	22	2.610
67029020	Artificial flowers, foliage, fruit and parts thereof; of textile materials	-	6	-	391
67029090	Artificial flowers, foliage, fruit and parts thereof; of other materials; other than of paper or of textile materials	7.862	55.114	106.247	1.081.078
67030000	Human hair, dressed, thinned, bleached or otherwise worked; wool or other animal hair or other textile materials, prepared for use in making wigs or the like	5.220	295.564	186.893	1.679.909
67041100	Complete wigs; of synthetic textiles materials	641.956	5.655.046	19.283.695	158.426.426
67041900	False beards, eyebrows and eyelashes, switches and the like; of synthetic textiles materials	122.164	1.393.729	9.056.158	74.255.634
67042000	Wigs, false beards, eyebrows and eyelashes, switches and the like; of human hair	44.760	565.077	7.400.057	73.227.255
67049000	Wigs, false beards, eyebrows and eyelashes, switches and the like; of other materials	59.414	423.541	3.284.040	20.815.979
68010000	Setts, curbstones and flagstones, of natural stone (except slate)	929.860	7.020.475	451.922	3.657.737
68021000	Tiles, cubes & similar, whether/not rectangular (incl square) the largest face of which is capable of being enclosed in a square the side of which is <7 cm; artificially coloured granules, chippings & powder	606.284	6.209.211	554.889	5.611.452
68022100	Marble, travertine and alabaster; simply cut or sawn, with a flat or even surface	485.797	4.452.901	247.807	3.237.781
68022300	Granite; simply cut or sawn, with a flat or even surface	45	15.631	169	25.282
68022910	Other monumental or building stone and articles thereof, simply cut or sawn, with a flat or even surface; other calcareous stone	-	15.202	-	10.751
68022990	Other monumental or building stone and articles thereof, simply cut or sawn, with a flat or even surface; other than calcareous stone	1.540.783	12.899.049	1.222.297	9.967.905
68029110	Other articles monumental or building stone; marble	190.031	1.718.435	428.860	2.796.944
68029190	Other articles monumental or building stone; travertine and alabaster	4	333.675	4	727.478
68029200	Other articles monumental or building stone; other calcareous stone	20.440	162.557	29.204	267.428
68029390	Other articles monumental or building stone; granite; other than polished slabs	71.156	421.764	78.579	539.638
68029900	Other articles monumental or building stone; other stone; other than granite or calcareous stone or marble or travertine and alabaster)	760.347	12.135.897	798.991	12.358.688
68030000	Worked slate and articles of slate or of agglomerated slate	42.720	147.723	4.956	17.768
68041000	Millstones and grindstones for milling, grinding or pulping	184.070	2.628.017	619.750	8.375.194
68042100	Millstones, grindstones, grinding wheels and the like; of agglomerated synthetic or natural diamond	25.209	170.901	694.759	5.469.341

Tabel 3 : Ekspor Indonesia menurut Komoditi (Kode HS 8 digit)

September 2022

Kode H S	Uraian golongan barang	Berat bersih (Kg)		Nilai F.O.B. (U S \$)	
		Bulan ini	Kumulatif	Bulan ini	Kumulatif
(1)	(2)	(3)	(4)	(5)	(6)
68042200	Millstones, grindstones, grinding wheels and the like; of other agglomerated abrasives or of ceramics	54.482	377.228	118.775	902.988
68042300	Millstones, grindstones, grinding wheels and the like; of natural stone	16.760	103.162	56.621	213.269
68043000	Hand sharpening or polishing stones	34	992	592	7.898
68051000	Natural or artificial abrasive powder or grain on a base of woven textile fabric only	8.654	189.068	69.732	1.383.990
68052000	Natural or artificial abrasive powder or grain on a base of paper of paperboard only	905	71.756	6.899	191.870
68053000	Natural or artificial abrasive powder or grain on a base of other materials	6.146	36.533	32.926	256.870
68061000	Slag wool, rock wool and similar mineral wools in bulk or sheets or rolls	1.057.489	4.886.583	1.324.953	6.127.700
68069000	Mixture and article of heat or sound insulating or sound absorb mineral waters	15.830	149.254	31.192	310.544
68079010	Articles of asphalt or of similar material, not in rolls; tiles	-	7.183	-	2.802
68079090	Articles of asphalt or of similar material, not in rolls; other than tiles	61.399	1.060.331	33.452	621.353
68080020	Roofing tiles, of vegetable fibre, of straw or of shavings	41	314	288	576
68080040	Tiles, of vegetable fibre, of straw or of shavings; other than roofing tiles	25.364	189.982	156.578	839.945
68080091	Panels, boards, blocks and similar articles of vegetable fibre	-	2.941	-	16.335
68080099	Panels, boards, blocks and similar articles, of straw or of shavings, chips, particles, sawdust or other waste, of wood, agglomerated with cement, plaster or other mineral binders	89.472	1.434.899	116.686	1.424.839
68091100	Board, sheet, panels, tiles and similiar, not ornamented, faced or reinforced with paper or paperboard only	2.557.546	27.152.804	429.633	4.597.736
68091990	Articles of plaster of compositions based on plaster; boards, sheets, panels; not ornamented	47.480	51.633	12.198	16.076
68099010	Dental moulds of plaster	39	218	745	6.784
68099090	Articles of plaster of compositions based on plaster; other than those of HS 68091100 - 68099010	4.341	32.565	962	16.907
68101100	Building blocks and bricks, of cement, of concrete or of artificial stone, whether or not reinforced	1.612.065	7.105.142	137.910	627.052
68101910	Tiles, of cement, of concrete or of artificial stone, whether or not reinforced	23.911	170.292	7.358	52.100
68101990	Flagstones, of cement, of concrete or of artificial stone, whether or not reinforced	155.530	2.206.874	144.895	3.028.315
68109110	Building piles of concrete	-	123	-	71
68109190	Prefabricated structural components for building or civil engineering; other than building piles of concrete	-	10.843.477	-	5.900.645
68109900	Articles of cement, of concrete, of artificial stone, whether/not reinforced; other than tiles, flagstones, bricks & similar articles other than prefabricated structural components for building/civil engineering	816.830	5.757.745	932.895	7.422.987
68114010	Corrugated sheets containing asbestos	-	1.969.293	-	344.403
68114022	Sheets, panels, tiles and similar articles containing asbestos for roofing facing or partitioning	1.570	1.896	761	2.901
68114029	Sheets, panels, tiles and similar articles containing asbestos; other than floor or wall tiles containing plastics; other than for roofing facing or partitioning	202.624	948.850	131.250	531.495
68114030	Tubes or pipes containing asbestos	-	5	-	167
68114040	Tubes or pipes fittings containing asbestos	90	119	180	520
68114050	Articles of asbestos-cement, of cellulose fibre-cement or the like; containing asbestos; of a kind used for building construction of containing asbestos	-	15.000	-	14.806
68114090	Articles of asbestos-cement, of cellulose fibre-cement or the like; containing asbestos; other than those of HS 68114010 - 68114050	435	6.098	322	5.135
68118100	Corrugated sheets not containing asbestos	944.640	10.731.164	199.200	2.237.084

Tabel 3 : Ekspor Indonesia menurut Komoditi (Kode HS 8 digit)

September 2022

Kode H S	Uraian golongan barang	Berat bersih (Kg)		Nilai F.O.B. (U S \$)	
		Bulan ini	Kumulatif	Bulan ini	Kumulatif
(1)	(2)	(3)	(4)	(5)	(6)
68118220	Sheets, panels, tiles and similar articles not containing asbestos for roofing facing or partitioning	160.383	3.300.279	37.913	642.940
68118290	Sheets, panels, tiles and similar articles not containing asbestos; other than floor or wall tiles containing plastics; other than for roofing facing or partitioning	5.612.398	73.476.629	1.206.446	15.997.744
68118920	Tubes or pipes fittings not containing asbestos	-	3.830	-	820
68118930	Articles of asbestos-cement, of cellulose fibre-cement or the like; not containing asbestos; of a kind used for building construction of containing asbestos	-	21.001	-	1.931
68118990	Articles of asbestos-cement, of cellulose fibre-cement or the like; not containing asbestos; n.e.c. in heading 6811	560.332	4.097.973	136.349	998.317
68128020	Clothing of crocidolite fibres	1	65	21	450
68128050	Clothing accessories, footwear & headgear; fabricated crocidolite fibre; mixt with a basis of crocidolite/crocidolite & magnesium carbonate; yarn & thread; cords & strings, whether/not plaited; woven fabrics	228	6.471	3.240	207.317
68128090	Fabricated asbestos fibres; of crocidolite fibres; other than those of HS 68128020 - 68128050	50	520	784	5.748
68129110	Clothing other than of crocidolite fibres	41	5.374	231	116.166
68129190	Clothing accessories, footwear and headgear, other than of crocidolite fibres	-	92	-	400
68129920	Floor or wall tiles, other than of crocidolite	134.873	702.199	26.822	106.751
68129930	Paper, millboard and felt, other than of crocidolite	-	64	-	1.120
68129940	Compressed asbestos fibre jointing, in sheets or rolls, other than of crocidolite	-	35	-	8.998
68129990	Fabricated asbestos fibres and other mixtures with a basis of asbestos other than of crocidolite; n.e.c. in heading 6812	507	2.574	2.521	16.132
68132010	Brake lining and pad of friction material and articles, containing asbestos	157	9.934	653	17.746
68132090	Friction material and articles thereof, not mounted; containing asbestos; other than brake lining and pad	580	765	9.979	16.987
68138100	Brake lining and pad of friction material and articles, not containing asbestos	80.963	743.992	399.939	3.193.265
68138900	Friction material and articles thereof, not mounted; not containing asbestos; other than brake lining and pad	23.892	164.074	244.854	2.116.175
68141000	Plates, sheets, strips, of agglomerated or reconstituted mica, whether or not on a support	-	2.653	-	13.090
68149000	Worked mica and articles of mica whether or not on a support of paper, paperboard or other materials; other than plates, sheets and strips of agglomerated or reconstituted mica	6.538	15.444	1.602	45.248
68151100	Carbon fibres	-	2	-	99
68151310	Yarn or thread of carbon fibres	1.238	5.955	1.514	9.264
68151390	Other than yarn or thread of carbon fibres	800	3.240	913	3.685
68151910	Yarn or thread of other carbon fibres	171	5.739	2.764	7.700
68151920	Bricks, paving slabs, floor tiles and similar articles of other carbon fibres	95.891	1.162.740	84.031	1.033.372
68151990	Articles of carbon fibres for non-electrical uses; other articles of graphite or other carbon for non-electrical uses; other than those of HS 68151100 - 68151920	18.559	127.694	22.843	416.316
68152000	Articles of peat	-	18.250	-	4.708
68159100	Articles of stone or of other mineral substances containing magnesite, magnesia in the form of periclase, dolomite including in the form of dolime, or chromite	42	42	34	34
68159900	Articles of stone or of other mineral substances not containing magnesite, magnesia in the form of periclase, dolomite including in the form of dolime, or chromite	636.704	3.275.780	464.240	5.201.482
69010000	Bricks, blocks, tiles and other ceramic goods of siliceous fossil meals (for example, kieselguhr, tripolite or diatomite) or of similar siliceous earths	102.705	1.303.799	49.144	461.348

Tabel 3 : Ekspor Indonesia menurut Komoditi (Kode HS 8 digit)

September 2022

Kode H S	Uraian golongan barang	Berat bersih (Kg)		Nilai F.O.B. (U S \$)	
		Bulan ini	Kumulatif	Bulan ini	Kumulatif
(1)	(2)	(3)	(4)	(5)	(6)
69021000	Refractory bricks, blocks, tiles and similar refractory ceramic constructional goods containing by weight, more than 50 % of the elements Mg, Ca or Cr, expressed as MgO, CaO or Cr2O3	10.200	30.330	14.500	14.657
69022000	Refractory bricks, blocks, tiles and similar refractory ceramic constructional goods containing by weight more than 50% of alumina (Al2O3), of silica (SiO2) of a mixture or compound of these products	-	549.480	-	149.625
69029000	Refractory bricks, blocks, tiles and similar refractory ceramic constructional goods, other than those of siliceous fossil meals or similar siliceous earths; n.e.c. in heading 6902	269.102	4.010.673	54.243	836.892
69032000	Other refractory ceramic goods containing by weight more than 50 % of alumina (Al2O3) or of a mixture or compound of alumina and of silica (SiO2)	-	11.434	-	46.575
69039000	Other refractory ceramic goods, other than those of siliceous fossil meals or of similar siliceous earths; n.e.c. in heading 6903	19.278	319.538	10.315	1.002.245
69041000	Ceramics building bricks	36.380	308.356	3.961	40.939
69049000	Flooring blocks, support or filler tiles and the like	265.138	2.020.486	69.683	505.217
69051000	Roofing tiles of ceramic	76.397	1.325.235	15.251	322.684
69059000	Chimney pot, cowl, chimney liner, architect ornament & other ceramic construction	10.905	54.908	4.007	25.645
69060000	Ceramic pipes, conduits ,guttering, pipe fittings	-	4	-	7
69072110	Lining tiles of a kind used for grinding mills, other than those of subheadings 690730 and 690740; unglazed; of a water absorption coefficient by weight not exceeding 0.5% :	2.099	10.773	9.124	30.370
69072121	Flag and paving,hearth/wall tile; unglazed other than of subheading 690730 & 690740 in a square the side of which is less than 7 cm and water absorption coefficient by weight not exceeding by 0.5%	-	62	-	378
69072122	Ceramic, wall tile, unglazed; large other than of subheading 690730 & 690740 in a square the side of which is less than 7 cm and water absorption coefficient by weight not exceeding by 0.5%	-	39.986	-	21.312
69072123	Flag and paving,hearth/wall tile; glazed other than of subheading 690730 & 690740 in a square the side of which is less than 7 cm and water absorption coefficient by weight not exceeding by 0.5%	499.089	2.195.370	90.055	453.806
69072124	Ceramic, wall tile, glazed; large other than of subheading 690730 & 690740 in a square the side of which is less than 7 cm and water absorption coefficient by weight not exceeding by 0.5%	210.409	1.867.988	47.969	427.586
69072191	Flag and paving,hearth/wall tile; unglazed other than of subheading 690730 & 690740 in a square the side of which is 7 cm or more and water absorption coefficient by weight not exceeding by 0.5%	51.705	494.074	28.286	259.791
69072192	Ceramic, wall tile, unglazed; large other than of subheading 690730 & 690740 in a square the side of which is 7 cm or more and water absorption coefficient by weight not exceeding by 0.5%	-	1.881	-	508
69072193	Flag and paving,hearth/wall tile; glazed other than of subheading 690730 & 690740 in a square the side of which is 7 cm or more and water absorption coefficient by weight not exceeding by 0.5%	2.277.483	19.236.284	956.316	10.106.235
69072194	Ceramic, wall tile, glazed; large other than of subheading 690730 & 690740 in a square the side of which is 7 cm or more and water absorption coefficient by weight not exceeding by 0.5%	3.317.650	27.247.566	1.002.095	8.341.654
69072213	Flag and paving,hearth/wall tile; glazed other than of subheading 690730 & 690740 in a square the side of which is < 7 cm and water absorption coefficient by weight exceeding 0.5% but not exceeding 10%	127.706	1.125.888	30.294	262.765

Tabel 3 : Ekspor Indonesia menurut Komoditi (Kode HS 8 digit)

September 2022

Kode H S	Uraian golongan barang	Berat bersih (Kg)		Nilai F.O.B. (U S \$)	
		Bulan ini	Kumulatif	Bulan ini	Kumulatif
		(1)	(2)	(3)	(4)
69072291	Flag and paving,hearth/wall tile; unglazed other than of subheading 690730 & 690740 in a square side of which is \geq 7 cm and water absorption coefficient by weight exceeding 0.5% but not exceeding 10%	-	952.380	-	137.202
69072293	Flag and paving,hearth/wall tile; glazed other than of subheading 690730 & 690740 in a square the side of which is \geq 7 cm and water absorption coefficient by weight exceeding 0.5% but not exceeding 10%	2.239.074	54.468.278	405.926	9.863.019
69072294	Ceramic, wall tile, glazed; large other than of subheading 690730 & 690740 in a square the side of which is \geq 7 cm and water absorption coefficient by weight exceeding 0.5% but not exceeding 10%	315.859	6.844.467	116.693	1.694.685
69072311	Flag and paving,hearth/wall tile; unglazed other than of subheading 690730 & 690740 in a square the side of which is less than 7 cm and water absorption coefficient by weight exceeding 10%	-	732	-	860
69072312	Ceramic, wall tile, unglazed; large other than of subheading 690730 & 690740 in a square the side of which is less than 7 cm and water absorption coefficient by weight exceeding 10%	-	31	-	371
69072313	Flag and paving,hearth/wall tile; glazed other than of subheading 690730 & 690740 in a square the side of which is less than 7 cm and water absorption coefficient by weight exceeding 10%	2.189.319	29.581.676	407.199	6.017.624
69072393	Flag and paving,hearth/wall tile; glazed other than of subheading 690730 & 690740 in a square the side of which is \geq 7 cm and water absorption coefficient bby weight exceeding 10%	134.170	5.043.454	35.084	1.379.985
69072394	Ceramic, wall tile, glazed; large other than of subheading 690730 & 690740 in a square the side of which is \geq 7 cm and water absorption coefficient by weight exceeding 10%	4.498.526	66.848.940	782.014	11.567.449
69073019	Mosaic cubes and the like, other than subheading 690740; unglazed, having the largest face of which is capable of being enclosed in a square the side of which is 7 cm or more	-	424	-	1.731
69073091	Mosaic cubes and the like, other than subheading 690740, glazed; having the largest face of which is capable of being enclosed in a square the side of which is less than 7 cm	-	25.705	-	43.683
69073099	Mosaic cubes and the like, other than subheading 690740, glazed; lhaving the largest face of which is capable of being enclosed in a square the side of which is 7 cm or more	4.785	28.523	920	8.364
69074010	Finishing ceramics of a kind used for lining grinding mills; unglazed	3.236	33.068	53.049	538.907
69074021	Finishing ceramics of other articles, having largest surface area visible after mounting is not exceeding 49 cm ² ; unglazed	10	356	110	1.589
69074022	Finishing ceramics of other articles, having largest surface area visible after mounting is not exceeding 49 cm ² ; glazed	61.998	515.716	22.072	172.661
69074091	Finishing ceramics of other articles, having largest surface area visible after mounting is more than 49 cm ² ; unglazed	-	19	-	1.005
69074092	Finishing ceramics of other articles, having largest surface area visible after mounting is more than 49 cm ² ; glazed	-	2	-	10
69091100	Ceramic of porcelain or china for laboratory, chemical other technical use	169.819	6.636.147	680.121	32.743.288
69091200	Article having a hardness equivalent to 9 or more on the Mohs scale for laboratory, chemical other technical use	2	4	2	8
69091900	Ceramic wares for laboratory, chemical or other technical uses, other than articles having a hardness equivalent to 9 or more on the Mohs scale or of porcelain or china	590.778	6.287.701	6.935.516	70.286.225
69099000	Ceramic wares; pots, jars and similar articles of a kind used for the conveyance or packing of goods and ceramic troughs, tubs and similar receptacles used in agriculture	25.559	267.113	36.258	553.597

Tabel 3 : Ekspor Indonesia menurut Komoditi (Kode HS 8 digit)

September 2022

Kode H S	Uraian golongan barang	Berat bersih (Kg)		Nilai F.O.B. (U S \$)	
		Bulan ini	Kumulatif	Bulan ini	Kumulatif
(1)	(2)	(3)	(4)	(5)	(6)
69101000	Ceramic sinks, wash basins, wash basin, of porcelain or china	662.541	8.697.015	1.931.965	21.952.354
69109000	Ceramic sinks, wash basins, wash basin, other than of porcelain or china	19.125	268.846	38.581	736.458
69111000	Tableware and kitchenware, of porcelain or china	1.358.809	10.260.154	8.398.073	62.831.929
69119000	Other household articles and toilet articles, of porcelain or china	33.032	341.686	210.778	1.411.823
69120000	Ceramic tableware, kitchenware, other household articles and toilet articles, other than of porcelain or china	393.876	4.659.890	1.350.705	14.501.400
69131010	Ornamental cigarette box and ashtray, of porcelain or china	1	256	7	1.359
69131090	Statuettes and other ornamental ceramic articles, of porcelain or china; other than ornamental cigarette boxes and ashtrays	13.293	208.533	154.988	1.037.369
69139010	Ornamental cigarette box and ashtray, other than of porcelain or china	1.191	19.658	16.874	162.134
69139090	Statuettes and other ornamental ceramic articles, other than of porcelain or china; other than ornamental cigarette boxes and ashtrays	71.613	685.911	135.171	2.624.791
69141000	Other ceramic articles, of porcelain or china	59.661	927.833	355.312	4.440.899
69149000	Other ceramic articles, other than of porcelain or china	216.084	2.236.903	191.779	1.941.702
70021000	Glass in balls	-	403	-	2.149
70022000	Glass in rods	20	167	424	118.861
70023110	Fused quartz or fused silica of a kind used to manufacture vacuum tubes	-	6	-	55
70023190	Fused quartz or fused silica of a kind used to other than manufacture vacuum tubes	1	61	19	12.698
70023210	Tube of other glass having a linear coefficient of expansion not exceeding 5×10^{-6} per Kelvin within a temperature range of 0 oC to 300 oC of a kind used to manufacture vacuum tubes	-	5	-	29
70023230	Borosilicate glass tubes of a kind used to manufacture phial/ampoules having a linear coefficient of expansion not exceeding 5×10^{-6} per Kelvin within a temperature range of 0 oC to 300 oC	-	14.949	-	35.268
70023240	Glass in tubes, unworked, having a linear coefficient of expansion $< 5 \times 10^{-6}$ per Kelvin w/ temperature range of 0 oC to 300 oC; of clear neutral borosilicate glass, w/ diameter ≥ 3 mm but < 22 mm	-	350	-	394
70023920	Glass in tubes, unworked, of clear neutral borosilicate glass, with a diameter of 3 mm or more but not more than 22 mm	696	13.009	614	7.789
70023990	Glass in tubes, unworked, n.e.c. in heading 7002	1.241	8.734	18.341	115.487
70031210	Cast and rolled glass in non-wired sheet; coloured; opacified; flashed reflecting or non layer; optical glass, not optically worked	-	7	-	25
70031220	Cast & rolled glass in non-wired sheet; coloured; opacified; flashed reflecting or non layer; other than optical glass; in squares or rectangular shape, whether or not one or more corners have been cut	889	6.227	962	10.687
70031290	Cast & rolled glass in non-wired sheet; coloured; opacified; flashed reflecting or non layer; other than optical glass; other than in squares or rectangular shape	5.684	22.401	3.594	56.067
70031910	Cast and rolled glass in non-wired sheet; not coloured, opacified, flashed reflecting or non layer; optical glass, not optically worked	4	22	1.077	3.455
70031920	Cast & rolled glass in non-wired sheet; not coloured, opacified, flashed reflecting/ non layer; other than optical glass; in squares/rectangular shape, whether or not one or more corners have been cut	-	10	-	5
70031990	Cast & rolled glass in non-wired sheet; not coloured, opacified, flashed reflecting/ non layer; other than optical glass; other than in squares or rectangular shape	2	216.757	1	185.251

Tabel 3 : Ekspor Indonesia menurut Komoditi (Kode HS 8 digit)

September 2022

Kode H S	Uraian golongan barang	Berat bersih (Kg)		Nilai F.O.B. (U S \$)	
		Bulan ini	Kumulatif	Bulan ini	Kumulatif
		(1)	(2)	(3)	(4)
70033010	Cast glass and rolled glass in profiles; in squares or rectangular shape, whether or not one or more corners have been cut	13	125	72	579
70033090	Cast glass and rolled glass in profiles; other than in squares or rectangular shape	148	2.079	438	6.271
70042020	Optical glass in squares or rectangular shape, whether or not one/more corners have been cut; coloured, opacified, flashed or having an absorbent, reflecting or non-reflecting layer; optically worked	-	11	-	14
70042090	Optical glass ; coloured throughout, opacified, flashed or having an absorbent, reflecting or non-reflecting layer; optically work; other than in squares or rectangular shape	329	3.662	5.880	91.737
70049010	Optical glass, not optically worked; not coloured throughout the mass (body tinted), opacified, flashed or having an absorbent, reflecting or non-reflecting layer	-	61	-	150
70049020	Optical glass in squares or rectangular shape, whether or not one/more corners have been cut; not coloured, opacified, flashed /having an absorbent, reflecting/non-reflecting layer; optically worked	-	25	-	60
70049090	Optical glass; not coloured throughout, opacified, flashed or having an absorbent, reflecting or non-reflecting layer; optically work; other than in squares or rectangular shape	69	63.488	305	137.164
70051010	Optical float glass, not optically worked, having an absorbent, reflecting or non- reflecting layer	6.513.307	52.004.834	2.448.587	20.665.046
70051090	Non-wired glass, having an absorbent, reflecting or non- reflecting layer; other than optical float glass, not optically worked	2.246.387	22.586.706	1.819.320	16.771.045
70052110	Optical float glass, not optically worked; coloured throughout, opacified, flashed or merely surface ground; not having an absorbent, reflecting or non- reflecting layer	5.268.584	57.346.109	2.520.889	26.724.454
70052190	Other non-wired glass; coloured throughout, opacified, flashed or merely surface ground; not having an absorbent, reflecting or non- reflecting layer	14.574.874	119.145.717	6.086.082	47.797.802
70052990	Other non-wired glass; not coloured throughout, opacified, flashed or merely surface ground; not having an absorbent, reflecting or non- reflecting layer	689.259	7.374.724	254.479	2.936.990
70053090	Wired glass, other than in squares or rectangular shape, whether or not one or more corners have been cut	-	25.445	-	142.532
70060010	Optical glass, not optically worked	-	253	-	24.854
70060090	Glass of heading 7003, 7004 or 7005, bent, edge-worked, engraved, drilled, enamelled or otherwise worked, but not framed or fitted with other materials; other than optical glass	8.754	61.012	24.362	125.771
70071110	Toughened (tempered) safety glass suitable for vehicles of chapter 87	317.776	2.153.658	851.557	5.723.034
70071120	Toughened (tempered) safety glass suitable for aircraft, spacecraft of chapter 88	16	182	4.054	110.913
70071190	Toughened (tempered) safety glass suitable other than of chapter 87 and 88	6	1.359	70	2.105
70071910	Toughened (tempered) safety glass suitable for machine of heading 8429 or 8430	-	7	-	426
70071990	Toughened (tempered) safety glass suitable for other machinery	37.877	402.752	39.098	698.665
70072110	Laminated safety glass suitable for vehicles of chapter 87	513.786	4.258.151	1.135.780	9.147.825
70072190	Toughened (tempered) safety glass suitable other than of chapter 87 and 88	-	1	-	161
70072990	Laminated safety glass suitable for other machinery	23.502	592.199	28.274	687.823
70080000	Multiple-walled insulating units of glass	59.728	530.909	167.259	1.470.938
70091000	Rear-view mirrors for vehicles	17.977	194.155	468.223	4.038.339
70099100	Unframed glass mirrors	1.564.165	13.831.367	1.254.372	10.287.506
70099200	Framed glass mirrors	227.477	2.030.792	1.183.361	10.420.898
70101000	Ampoules of glass	10.707	186.128	133.495	1.713.754

Tabel 3 : Ekspor Indonesia menurut Komoditi (Kode HS 8 digit)

September 2022

Kode H S	Uraian golongan barang	Berat bersih (Kg)		Nilai F.O.B. (U S \$)	
		Bulan ini	Kumulatif	Bulan ini	Kumulatif
(1)	(2)	(3)	(4)	(5)	(6)
70102000	Stoppers, lids and other closures of glass	50	2.669	24	13.290
70109040	Bottles and phials, of a kind used for antibiotics, serums and other injectable liquids; bottles of a kind used for intravenous fluids	191.140	2.118.305	1.604.337	18.134.577
70109091	Flasks, jars, pots, and other containers, of glass, of a kind used for the conveyance or packing of goods; preserving jars of glass; of a capacity exceeding 1 l	-	12.660	-	7.305
70109099	Flasks, jars, pots, and other containers, of glass, of a kind used for the conveyance or packing of goods; preserving jars of glass; of a capacity not exceeding 1 l	4.533.368	44.185.299	2.014.895	21.529.242
70111090	Glass envelops for electric lighting; other than stems	164	2.156	6.871	44.922
70112000	Glass envelops for cathode-ray tubes	129	349	969	3.350
70119000	Glass envelopes (including bulbs and tubes), open, and glass parts thereof, without fittings; other than in subheading 701110 - 701112	12	199	85	1.237
70131000	Glassware of a kind used for table, kitchen, toilet, office, indoor decoration or similar purposes (other than that of heading 7010 or 7018), of glass-ceramic	8.393	126.406	13.324	295.799
70132800	Stemware drinking glasses, other than of glass ceramics; other than of lead crystal	4.361	434.215	16.856	652.262
70133300	Drinking glasses, other than glass ceramics; of lead crystal	-	3.158	-	2.881
70133700	Drinking glasses, other than of glass ceramics; other than of lead crystal	12.766	1.205.976	15.503	1.121.733
70134100	Glassware of a kind used for table (other than drinking glasses) or kitchen purposes, other than glass ceramics; of lead crystal	-	32	-	5.272
70134200	Glassware of a kind used for table (oth than drinking glasses)/kitchen purposes, oth than glass ceramics; of glass, linear coefficient of expansion $\leq 5 \times 10^{-6}$ per Kelvin, temperature of 0 oC to 300 oC	258	4.527	1.526	17.505
70134900	Glassware of a kind used for table (other than drinking glasses) or kitchen purposes, other than of glass-ceramics; other than those in HS 70134100 - 70134200	1.768.504	21.155.765	1.392.015	16.361.136
70139100	Glassware of a kind used for table, kitchen, toilet, office, indoor decoration or similar purposes; other than those of subheading 701310 - 701349; of lead crystal	980	3.134	722	7.013
70139900	Glassware of a kind used for table, kitchen, toilet, office, indoor decoration or similar purposes; other than those of subheading 701310 - 701349; other than of lead crystal	159.360	2.765.669	469.935	8.331.283
70140010	Signalling glassware and optical elements of glass (other than those of heading 7015), not optically worked, of a kind suitable for use in motor vehicles	106	110	563	646
70140090	Signalling glassware and optical elements of glass (other than those of heading 7015), not optically worked, other than of a kind suitable for use in motor vehicles	13	156	283	4.843
70151000	Glasses for corrective spectacles	592	2.103	30.844	154.995
70159010	Clock or watch glasses	-	165	-	1.113
70159090	Glasses for non-corrective spectacles, curved, bent, hollowed or the like, not optically worked; hollow glass spheres and their segments, for the manufacture of such glasses	1	44	279	867
70161000	Glass cubes and other glass smallwares, whether or not on a backing, for mosaics or similar decorative purposes	443	10.604	28.813	214.723
70169000	Paving blocks,slabs,bricks,squares,tiles&oth articles of pressed glass,whether/not wired,for building purposes;leadcd lights;multicellular/foam glass in blocks,panels,plates,shells/similar forms	1.700.192	21.252.472	773.391	9.863.028
70171090	Laboratory, hygienic or pharmaceutical glassware, whether or not graduated or calibrated; of other fused silica	2	28	4	336

Tabel 3 : Ekspor Indonesia menurut Komoditi (Kode HS 8 digit)

September 2022

Kode H S	Uraian golongan barang	Berat bersih (Kg)		Nilai F.O.B. (U S \$)	
		Bulan ini	Kumulatif	Bulan ini	Kumulatif
(1)	(2)	(3)	(4)	(5)	(6)
70172000	Laboratory, hygienic/pharmaceutical glassware,whether/not graduated/calibrated; of oth glass having a linear coefficient of expansion $\leq 5 \times 10^{-6}$ per Kelvin within a temperature range of 0 oC to 300 oC	11.581	55.760	168.531	1.068.536
70179000	Laboratory, hygienic or pharmaceutical glassware, whether or not graduated or calibrated; n.e.c. in heading 7017	12.455	164.051	229.706	2.622.138
70181010	Glass beads	3.370	9.249	22.716	130.718
70181090	Imitation pearls, imitation precious or semi-precious stonesand similar glass smallwares	158	7.386	1.594	47.969
70182000	Glass microspheres not exceeding 1 mm in diameter	31	69	1.594	2.144
70189010	Glass eyes other than prosthetic articles	30	6.714	67	11.164
70189090	Statuettes and other ornaments of lamp- worked glass, other than imitation jewellery	81	8.797	2.227	39.204
70191100	Chopped strands of a length of not more than 50 mm	500	5.161	7.000	27.751
70191200	Rovings	36.481	90.794	32.038	209.517
70191300	Other yarn, slivers	38	4.608	567	20.481
70191400	Mechanically bonded mats	-	352	-	567
70191500	Chemically bonded mats	64.961	101.898	117.181	310.932
70191900	Glass fibres and articles thereof; slivers, rovings, yarn and chopped strands and mats thereof, other than in subheading 701911 to 701915	394	210.761	4.298	866.259
70196100	Closed woven fabrics of rovings; mechanically bonded fabrics	7.853	18.590	10.915	27.346
70196400	Closed woven fabrics, plain weave, of yarns, coated or laminated; mechanically bonded fabrics	1.566	7.134	11.375	53.358
70196600	Open woven fabrics of a width exceeding 30 cm; mechanically bonded fabrics	33.488	260.644	120.744	891.580
70197100	Veils (thin sheets); chemically bonded fabrics	6.908	21.553	24.936	27.078
70198010	Glass wool	-	22.553	-	177.517
70199030	Glass fibre, excluding glass wool	15	190	407	969
70199040	Asphalt or coal-tar impregnated glass fibre outerwrap of a kind used for pipelines	-	7	-	1.159
70199050	Woven fabrics of rovings	-	18.100	-	27.858
70199090	Glass fibres and articles thereof; other than those of HS 70191100 - 70199050	7.000	52.006	51.667	405.384
70200011	Glass moulds, of a kind used for the manufacture of acrylic goods	2.374	14.119	6.617	63.368
70200019	Glass moulds, of a kind other than used for the manufacture of acrylic goods	15.191	165.259	58.250	523.953
70200020	Quartz reactor tubes and holders designed for insertion into diffusion and oxidation furnaces for production of semiconductor wafers	70	4.059	2.000	14.191
70200030	Glass inners for vacuum flasks or other vacuum vessels	-	4.241	-	15.793
70200090	Other articles of glass; n.e.c in heading 7020	51.130	365.269	155.246	1.005.962
71012100	Unworked cultured pearls	421	6.729	2.328.784	34.769.214
71012200	Worked cultured pearls	-	161	-	1.592.875
71022900	Industrial diamond, worked	0	1	7.787	325.345
71023900	Non-industrial diamond, worked	1	1	9.000	580.053
71031010	Rubies, unworked or simply sawn or roughly shaped	-	132	-	249
71031090	Precious stones (other than diamonds) and semi-precious stones, unworked or simply sawn or roughly shaped; other than rubies or jade	-	37.939	-	128.425
71039110	Rubies, worked	-	5	-	328
71039190	Sapphires and emeralds, worked	85	19.349	3.708	30.621
71039900	Precious stones (other than diamonds) and semi-precious stones, worked; other than rubies, sapphires and emeralds	7.931	106.945	94.555	884.508
71041020	Piezo-electric quartz, worked	-	120	-	282
71042100	Synthetic or reconstructed diamonds, unworked or simply sawn or roughly shaped	0	0	252	252
71042900	Synthetic or reconstructed precious or semi-precious stones, other than diamonds, unworked or simply sawn or roughly shaped	-	138	-	2.451

Tabel 3 : Ekspor Indonesia menurut Komoditi (Kode HS 8 digit)

September 2022

Kode H S	Uraian golongan barang	Berat bersih (Kg)		Nilai F.O.B. (U S \$)	
		Bulan ini	Kumulatif	Bulan ini	Kumulatif
(1)	(2)	(3)	(4)	(5)	(6)
71049100	Synthetic or reconstructed diamonds, worked	-	236	-	1.870
71049900	Synthetic or reconstructed precious or semi-precious stones, other than diamonds, worked	13	3.610	799	249.195
71059000	Dust and powder of natural or synthetic precious or semi- precious stones, other than of diamonds	-	93	-	4.590
71069100	Silver, unwrought	8.400	118.869	4.853.020	81.957.899
71081210	Non-monetary gold in unwrought forms; in lumps, ingots or cast bars	1.551	13.648	83.782.971	802.461.502
71081290	Non-monetary gold in unwrought forms; other than in lumps, ingots or cast bars	-	70	-	5.884
71090000	Base metals or silver, clad with gold, not further worked than semi-manufactured	1	1	216	216
71110090	Base metals, other than silver or gold, clad with platinum, not further worked than semi-manufactured	-	120	-	960
71123000	Ash containing precious metal or precious metal compounds	-	1.066	-	1.597.865
71129100	Waste and scrap of gold, including metal clad with gold but excluding sweepings containing other precious metals	4	1.000	58.055	58.433.262
71129200	Waste and scrap of platinum, including metal clad with platinum but excluding sweepings containing other precious metals	1.297	12.104	240.668	2.328.483
71129910	Waste and scrap of silver, including metal clad with silver but excluding sweepings containing other precious metals	6.297	31.352	562.702	2.881.078
71129990	Waste & scrap of precious metal (oth than of gold, platinum, silver);waste&scrap containing precious metal/metal compounds,principally for the recovery of precious metal oth than goods of heading 8549	124.732	1.167.880	103.158.632	921.790.549
71131110	Part of silver jewellery, whether or not plated or clad with precious metal	277	2.221	893.381	6.109.930
71131190	Articles of silver jewellery other than its parts, whether or not plated or clad with precious metal	9.313	75.474	8.840.132	56.322.343
71131910	Part of other precious metal jewellery (other than of silver), whether or not plated or clad with precious metal	53	146	233.012	1.070.651
71131990	Articles of other precious metal jewellery (other than its parts), other than of silver, whether or not plated or clad with precious metal	4.118	60.124	147.393.397	2.796.935.652
71132010	Part of base metal jewellery, clad with precious metal	-	1	-	1.015
71132090	Articles of base metal jewellery, other than its parts, clad with precious metal	147	1.150	22.434	77.857
71141100	Articles of silversmiths' wares and parts there of, whether or not plated or clad with other precious metal	18	1.041	15.527	426.042
71141900	Articles of goldsmiths' wares and parts there of, whether or not plated or clad with other precious metal	2	78	109.397	164.376
71142000	Articles of base metal wares and parts there of, clad with precious metal	-	236	-	8.579
71151000	Catalysts in the form of wire cloth or grill, of platinum	-	70	-	40.481
71159010	Other articles of gold or silver	19	1.160	844	204.010
71159020	Other articles of metal clad with gold or silver	50	51	7	409
71159090	Other articles of precious metal or of metal clad with precious metal; other than catalysts in the form of wire cloth/grill, of platinum; other than of gold/silver, or of metal clad with gold/ silver	25	254	143	34.899
71161000	Articles of natural or cultured pearl	15	3.573	96	63.686
71162000	Articles of precious or semi-precious stones (natural, synthetic or reconstructed)	67	869	1.721	38.833
71171110	Imitation jewellery of base metal, whether or not plated with precious metal; parts of cuff-links and studs	-	1	-	150
71171190	Imitation jewellery of base metal, whether or not plated with precious metal; cuff-links and studs; other than its parts	6.752	64.374	572.147	5.426.887
71171910	Imitation jewellery of base metal, whether or not plated with precious metal; other than cuff-links and studs; bangles	80	293	2.126	5.400

Tabel 3 : Ekspor Indonesia menurut Komoditi (Kode HS 8 digit)

September 2022

Kode H S	Uraian golongan barang	Berat bersih (Kg)		Nilai F.O.B. (U S \$)	
		Bulan ini	Kumulatif	Bulan ini	Kumulatif
(1)	(2)	(3)	(4)	(5)	(6)
71171920	Imitation jewellery of base metal, whether or not plated with precious metal; other than cuff-links and studs; other than bangles	6.432	79.282	289.829	4.904.806
71171990	Part of imitation jewellery of base metal, whether or not plated with precious metal; other than parts of cuff-links and studs	4.669	59.775	322.718	3.494.246
71179010	Imitation jewellery; other than of base metal; bangles	1.285	24.276	1.562	118.984
71179020	Imitation jewellery; other than of base metal; other than bangles	1.201	21.012	12.339	228.133
71179094	Parts of imitation jewelry; wholly of plastics, glass, wood, worked tortoise shell, ivory, bone, horn, coral, mother-of-pearl, other animal carving material, worked vegetable/mineral carving material/ of porcelain	4.209	96.098	21.797	293.049
71179099	Part of imitation jewellery, other than of base metal; other than those of HS 71179094	25.629	89.959	444.475	1.619.493
71181010	Silver coin, not being legal tender	50	50	574	574
71181090	Coin (other than gold coin), not being legal tender; other than silver coin	60	794	1.786	19.100
71189010	Gold coin, whether or not legal tender	301	529	5.208	5.242
71189090	Coin, whether or not legal tender; other than gold coin or silver coin	3	106	422	3.404
72011000	Pig iron and spiegeleisen in pig, block or other primary form, nonalloy pig iron weight not exceeding than 0.5% phosphorus	-	126	-	532
72015000	Alloy pig iron; spiegeleisen	-	33.855.249	-	51.308.898
72023000	Ferro-silico-manganese	974.950	7.009.962	1.290.593	11.198.188
72026000	Ferro-nickel	582.356.691	4.102.108.290	1.161.855.991	9.924.750.723
72029900	Ferro-alloys; n.e.c. in heading 7202	186	75.613	791	283.308
72041000	Waste and scrap of cast iron	-	789.702	-	513.346
72042100	Waste and scrap of alloy steel; of stainless steel	3.148.983	29.843.723	4.787.060	54.851.947
72044900	Waste and scrap of iron or steel; other than turning, shaving, chip, milling waste, sawdust, filing, trimming and stamping, whether or not in bundle	180.872	1.521.874	113.756	880.966
72051000	Granules, of pig iron, spiegeleisen, iron or steel	600	26.547	538	33.389
72052900	Powders, of pig iron, spiegeleisen, iron or steel; other than of alloy steel	7	22.663	3	29.676
72061090	Iron and non-alloy steel in ingots or other primary forms other than iron heading of 7203, containing by weight not more than 0.6% of carbon	1	206	2	254
72069000	Iron and non-alloy steel in primary forms other than iron heading of 7203, other than ingot	3.340	29.668	13.444	157.786
72071100	Semi-finished products of iron or non-alloy steel; containing by weight < 0.25 % of carbon; of rectangular (including square) cross-section, the width measuring less than twice the thickness	94.811.520	659.560.040	48.536.817	387.938.601
72071210	Semi-finished products of iron or non-alloy steel slabs; containing by weight < 0.25% of carbon; of rectangular (other than square) cross-section, the width measuring less than twice the thickness	-	361.535.890	-	288.734.230
72071290	Semi-finished products of iron/non-alloy steel other than slabs; containing by weight < 0.25% of carbon; of rectangular (other than square) cross-section, the width measuring less than twice the thickness	4.393	30.913	25.768	172.866
72071900	Semi-finished products of iron or non-alloy steel; containing by weight < 0.25 % of carbon; other than of rectangular cross-section, the width measuring less than twice the thickness	1.239	3.736	4.537	16.047
72072010	Semi-finished products of iron or non-alloy steel slabs; containing by weight ≥ 0.25 % but < 0.6 % of carbon	9.830.660	15.551.950	5.347.879	9.255.533
72072029	Other than blocks roughly shaped by forging; sheet bars, not slabs; containing by weight ≥ 0.25 % but < 0.6 % of carbon	55.551.580	504.763.640	28.543.378	302.980.066

Tabel 3 : Ekspor Indonesia menurut Komoditi (Kode HS 8 digit)

September 2022

Kode H S	Uraian golongan barang	Berat bersih (Kg)		Nilai F.O.B. (U S \$)	
		Bulan ini	Kumulatif	Bulan ini	Kumulatif
(1)	(2)	(3)	(4)	(5)	(6)
72072092	Blocks roughly shaped by forging; sheet bars, not slabs; containing by weight \geq 0.6 % of carbon	15	4.905	71	22.350
72072099	Other than blocks roughly shaped by forging; sheet bars, not slabs; containing by weight \geq 0.6 % of carbon	-	1.603	-	2.800
72082500	Flat-rolled products of iron or non-alloy steel in coils, of a width \geq 600 mm; of a thickness \geq 4.75 mm; not further worked than hot-rolled, pickled, not clad, plated or coated	-	28	-	550
72082600	Flat-rolled products of iron or non-alloy steel in coils, of a width \geq 600 mm; of a thickness \geq 3 mm but < 4.75 mm; not further worked than hot-rolled, pickled, not clad, plated or coated	-	2.256.440	-	1.964.886
72082711	Flat-rolled products of iron or non-alloy steel in coils, of a width \geq 600mm; of a thickness < 2mm; containing carbon \geq 0.6%; not further worked than hot-rolled, pickled, not clad, plated or coated	-	386	-	11.809
72082719	Flat-rolled products of iron or non-alloy steel in coils, of a width \geq 600mm; of a thickness < 2mm; containing carbon < 0.6%; not further worked than hot-rolled, pickled, not clad, plated or coated	-	145	-	533
72082799	Flat-rolled products of iron/non-alloy steel in coils, of a width \geq 600mm; of a thickness \geq 2mm but < 3mm; containing carbon < 0.6%; not further worked than hot-rolled, pickled, not clad, plated/coated	-	2.553.095	-	2.299.726
72083600	Flat-rolled products of iron or non-alloy steel in coils, of a width \geq 600 mm; of a thickness > 10 mm; not further worked than hot-rolled, not clad, plated or coated	40	6.033.083	16	4.869.823
72083700	Flat-rolled products of iron or non-alloy steel in coils, of a width \geq 600 mm; of a thickness \geq 4.75 mm but \leq 10 mm; not further worked than hot-rolled, not clad, plated or coated	-	22.782.412	-	18.568.281
72083800	Flat-rolled products of iron or non-alloy steel in coils, of a width \geq 600 mm; of a thickness \geq 3 mm but < 4.75 mm; not further worked than hot-rolled, not clad, plated or coated	-	82.617.871	-	68.864.459
72083910	Flat-rolled products of iron or non-alloy steel in coils, of a width \geq 600 mm; of a thickness \leq 0.17mm; containing carbon < 0.6%; not further worked than hot-rolled, not clad, plated/coated	-	2	-	1
72083940	Flat-rolled products of iron/non-alloy steel in coils, of a width \geq 600mm but \leq 1,250mm; of a thickness > 2mm but < 3mm; max tensile strength 550Mpa; not further worked than hot-rolled, not clad, plated/coated	-	3	-	338
72083990	Flat-rolled products of iron or non-alloy steel in coils, of a width \geq 600mm; of a thickness > 1,5mm but < 3mm; containing carbon \geq 0.6%; not further worked than hot-rolled, not clad, plated/coated	25.000.000	227.460.735	18.025.000	187.671.387
72084000	Flat-rolled products of iron or non-alloy steel in coils, of a width \geq 600 mm; not in coils, not further worked than hot-rolled, with patterns in relief, plated or coated	-	976	-	80.420
72085100	Flat-rolled products of iron or non-alloy steel not in coils, of a width \geq 600 mm; of a thickness > 10 mm; not further worked than hot-rolled, not clad, plated or coated	27.893.952	352.100.377	22.805.412	332.322.301
72085200	Flat-rolled products of iron or non-alloy steel not in coils, of a width \geq 600 mm; of a thickness \geq 4.75 mm but \leq 10 mm; not further worked than hot-rolled, not clad, plated or coated	22.517.224	116.428.647	19.485.925	105.409.877
72085300	Flat-rolled products of iron or non-alloy steel not in coils, of a width \geq 600 mm; of a thickness \geq 3 mm but < 4.75 mm; not further worked than hot-rolled, not clad, plated or coated	-	967.296	-	830.992
72085490	Flat-rolled products of iron/non-alloy steel not in coils, of a width \geq 600mm; of a thickness > 0.17mm but < 3mm; containing carbon < 0.6%; not further worked than hot-rolled, not clad, plated/coated	-	203.833	-	175.412

Tabel 3 : Ekspor Indonesia menurut Komoditi (Kode HS 8 digit)

September 2022

Kode H S	Uraian golongan barang	Berat bersih (Kg)		Nilai F.O.B. (U S \$)	
		Bulan ini	Kumulatif	Bulan ini	Kumulatif
(1)	(2)	(3)	(4)	(5)	(6)
72089090	Flat-rolled products of iron/non-alloy steel,other than coil and not coils, of a width ≥ 600 mm; other than with of a thickness ≤ 0.17mm and containing carbon <0.6%; hot-rolled,not clad,plated/coated	2.553	195.753	1.092	249.017
72091610	Flat-rolled products of iron or non-alloy steel in coil; of a width ≥ 600 mm but ≤ 1,250 mm; of a thickness > 1 mm but < 3 mm; not further worked than cold-rolled, not clad, plated or coated	6.037.260	11.117.412	4.575.764	10.160.872
72091690	Flat-rolled products of iron or non-alloy steel in coil; of a width > 1,250 mm; of a thickness > 1 mm but < 3 mm; not further worked than cold-rolled, not clad, plated or coated	1.348.408	1.438.717	1.038.919	1.313.056
72091710	Flat-rolled products of iron or non-alloy steel in coil; of a width ≥ 600 mm but ≤ 1,250 mm; of a thickness ≥ 0.5 but ≤ 1 mm; not further worked than cold-rolled, not clad, plated or coated	595.355	8.097.690	523.820	8.466.167
72091790	Flat-rolled products of iron or non-alloy steel in coil; of a width > 1,250 mm; of a thickness ≥ 0.5 mm but ≤ 1 mm; not further worked than cold-rolled, not clad, plated or coated	247.400	247.400	190.421	190.421
72091810	Tin-mill blackplate in coil; of a width of 600 mm or more; of a thickness < 0.5 mm; not further worked than cold-rolled, not clad, plated or coated,	-	259.035	-	300.549
72091899	Flat-rolled products of iron/non-alloy steel in coil, oth than tin-mil blackpate;of a width≥600mm;carbon<0.6%&of thickness>0.17mm but<0.5mm;not further worked than cold-rolled,not clad,plated/coated	-	1.698.130	-	1.663.935
72092610	Flat-rolled products of iron or non-alloy steel not in coil; of a width ≥ 600 mm but ≤ 1,250 mm; of a thickness > 1 mm but < 3 mm; not further worked than cold-rolled, not clad, plated or coated	-	50.450	-	57.181
72092790	Flat-rolled products of iron or non-alloy steel not in coil; of a width > 1,250 mm; of a thickness ≥ 0.5 mm but ≤ 1 mm; not further worked than cold-rolled, not clad, plated or coated	770	3.095	907	3.693
72092890	Flat-rolled products of iron/non-alloy steel not in coil,oth than tin-mil blackpate;of width≥600mm;carbon<0.6%&of thickness>0.17mm but<0.5mm;not further worked than cold-rolled,not clad,plated/coated	-	85.530	-	80.313
72101110	Flat-rolled products of iron or non-alloy steel, of a width ≥ 600 mm, clad, plated or coated with tin; of a thickness ≥ 0.5 mm; containing by weight ≥ 0.6 % of carbon	0	0	1	1
72101190	Flat-rolled products of iron or non-alloy steel, of a width ≥ 600 mm, clad, plated or coated with tin; of a thickness ≥ 0.5 mm; containing by weight < 0.6 % of carbon	-	148	-	9.236
72101290	Flat-rolled products of iron or non-alloy steel, of a width ≥ 600 mm, clad, plated or coated with tin; of a thickness < 0.5 mm; containing by weight < 0.6 % of carbon	34.273	172.444	90.885	451.046
72103011	Flat-rolled products of iron or non-alloy steel, of a width ≥ 600 mm, clad, electrolytically plated or coated with zinc; containing by weight < 0.6 % of carbon; of a thickness ≤ 1.2 mm	8.298	39.996	14.483	66.544
72103019	Flat-rolled products of iron or non-alloy steel, of a width ≥ 600 mm, clad, electrolytically plated or coated with zinc; containing by weight < 0.6 % of carbon; of a thickness > 1.5 mm	3.093	22.823	71.737	559.553
72103099	Flat-rolled products of iron or non-alloy steel, of a width ≥ 600 mm, clad, electrolytically plated or coated with zinc; containing by weight ≥ 0.6 % of carbon; of a thickness > 1.2 mm	8	192	440	860
72104199	Flat-rolled products of iron or non-alloy steel, of a width ≥ 600 mm, clad, otherwise plated or coated with zinc; corrugated; containing by weight ≥ 0.6 % of carbon; of a thickness > 1.2 mm	825	1.275	825	1.125

Tabel 3 : Ekspor Indonesia menurut Komoditi (Kode HS 8 digit)

September 2022

Kode H S	Uraian golongan barang	Berat bersih (Kg)		Nilai F.O.B. (U S \$)	
		Bulan ini	Kumulatif	Bulan ini	Kumulatif
(1)	(2)	(3)	(4)	(5)	(6)
72104911	Flat-rolled products of iron/non-alloy steel, of a width ≥ 600mm, clad, plated/coated w/ zinc by the iron-zinc alloyed coating method; oth than corrugated; by weight <0,04% of carbon & of a thickness ≤ 1.2mm	-	24.503	-	53.747
72104914	Flat-rolled products of iron/non-alloy steel, of a width ≥ 600mm, clad, plated/coated with zinc-aluminium-magnesium alloys; oth than corrugated; by weight < 0.6% of carbon & of a thickness ≤ 1.2mm	-	844	-	134
72104917	Flat-rolled products of iron/non-alloy steel, of a width ≥ 600 mm, clad, plated/coated with zinc; oth than corrugated; by weight < 0.6 % of carbon & of a thickness ≤ 1.2 mm	4.427.290	35.411.339	5.308.440	43.658.203
72104919	Flat-rolled products of iron/non-alloy steel, of a width ≥ 600 mm, clad, plated/coated with zinc; oth than corrugated; by weight < 0.6 % of carbon & of a thickness > 1.5 mm	543.583	1.585.840	711.997	2.187.686
72104999	Flat-rolled products of iron/non-alloy steel, of a width ≥ 600 mm, clad, plated/coated with zinc; oth than corrugated; by weight ≥ 0.6 % of carbon & of a thickness > 1.2 mm	-	250	-	501
72105000	Flat-rolled products of iron or non-alloy steel, of a width ≥ 600 mm, clad, plated or coated with chromium oxides or with chromium and chromium oxides	578.848	4.160.309	801.976	5.988.450
72106111	Flat-rolled products of iron or non-alloy steel, of a width ≥ 600 mm, clad, plated or coated with aluminium-zinc alloys; by weight < 0.6 % of carbon; of a thickness ≤ 1.2 mm	402.786	13.723.442	514.099	17.393.145
72106119	Flat-rolled products of iron or non-alloy steel, of a width ≥ 600 mm, clad, plated or coated with aluminium-zinc alloys; by weight < 0.6 % of carbon; of a thickness > 1.5 mm	-	28.017	-	43.947
72106199	Flat-rolled products of iron or non-alloy steel, of a width ≥ 600 mm, clad, plated or coated with aluminium-zinc alloys; by weight ≥ 0.6 % of carbon; of a thickness > 1.2 mm & other than corrugated	-	159.187	-	81.807
72106999	Flat-rolled products of iron or non-alloy steel, of a width ≥ 600 mm, clad, other than plated or coated with aluminium-zinc alloys; by weight ≥ 0.6 % of carbon; of a thickness > 1.2 mm	670.696	670.697	317.969	317.970
72107012	Flat-rolled products of iron or non-alloy steel, of a width ≥ 600 mm, clad, painted after coating with zinc; varnished or coated with plastics; by weight < 0.6 % of carbon & of a thickness ≤ 1.5 mm	75	2.214.740	160	4.024.197
72107019	Flat-rolled products of iron/non-alloy steel, of width ≥ 600mm, clad, painted oth than after coating w/ zinc/aluminium-zinc alloys; varnished/coated w/ plastic; by weight < 0.6% of carbon & of thickness ≤ 1.5mm	367.555	2.875.716	672.621	5.294.438
72107021	Flat-rolled products of iron or non-alloy steel, of a width ≥ 600 mm, clad, painted, varnished or coated with plastics; by weight < 0.6 % of carbon	82	131	1.278	6.308
72107029	Flat-rolled products of iron or non-alloy steel, of a width ≥ 600 mm, clad, other than painted, varnished or coated with plastics; by weight < 0.6 % of carbon	-	2	-	8
72109090	Flat-rolled products of iron or non-alloy steel, of a width ≥ 600 mm; clad, plated or coated other than in HS 72101110 - 72107091; by weight < 0.6 % of carbon and of thickness > 15 mm	33.600	197.494	94.649	369.398
72111313	Flat-rolled products of iron/non-alloy steel, not clad, plated/coated; hot-rolled; rolled on four faces or in a closed box pass, width > 150mm, thick ≥ 4mm; weight < 0.6% carbon; hoop & strip	-	88.821	-	88.711
72111314	Flat-rolled products of iron/non-alloy steel, not clad, plated/coated; hot-rolled; rolled on four faces or in a closed box pass, width > 150mm, thick ≥ 4mm; weight < 0.6% carbon; universal plates	-	151	-	25

Tabel 3 : Ekspor Indonesia menurut Komoditi (Kode HS 8 digit)

September 2022

Kode H S	Uraian golongan barang	Berat bersih (Kg)		Nilai F.O.B. (U S \$)	
		Bulan ini	Kumulatif	Bulan ini	Kumulatif
(1)	(2)	(3)	(4)	(5)	(6)
72111319	Flat-rolled products of iron/non-alloy steel,not clad,plated;hot-rolled;rolled 4 faces/in a closed box pass,width>150mm,thick≥4mm;weight<0.6%carbon;oth than corrugated,hoop&strip,universal plates	5	164.596	25	156.902
72111393	Flat-rolled products of iron/non-alloy steel,not clad,plated/coated;hot-rolled;rolled 4 faces/in a closed box pass, width > 150mm, thick ≥ 4mm; weight ≥ 0.6% carbon; universal plates	-	1	-	19
72111399	Flat-rolled products of iron/non-alloy steel,not clad,plated/coated;hot-rolled;rolled 4 faces/in a closed box pass,width>150mm,thick≥ 4mm; weight ≥ 0.6% carbon;oth than hoop & strip,universal plates	-	1	-	87
72111919	Flat-rolled products of iron/non-alloy steel,not clad, plated/coated,width<600mm;hot-rolled;oth than rolled on 4 faces;weight < 0.6% carbon;oth than hoop & strip,universal plates, corrugated	-	10	-	490
72111999	Flat-rolled products of iron/non-alloy steel,not clad, plated/coated,width<600mm;hot-rolled;oth than rolled on 4 faces;weight ≥ 0.6% carbon;oth than hoop & strip,universal plates	85	85	10	10
72112320	Flat-rolled products of iron/non-alloy steel, not clad, plated or coated, width<600mm; cold-rolled; weight < 0.25% carbon; hoop and strip, of a width not exceeding 400 mm	-	1.392	-	4.223
72112390	Flat-rolled products of iron/non-alloy steel, not clad, plated/coated, width<600mm; cold-rolled; weight < 0.25% carbon; oth than corrugated; oth than hoop&strip width ≤400 mm; oth than thick ≤ 0.17mm	5	5	20	20
72112990	Flat-rolled products of iron/non-alloy steel, not clad, plated/coated, width<600mm; cold-rolled; weight ≥ 0.25% carbon; oth than corrugated; oth than hoop&strip width ≤400 mm; oth than thick ≤ 0.17mm	-	32	-	30
72119099	Flat-rolled products of iron/non-alloy steel,not clad, plated/coated; further worked than hot-rolled or cold-rolled; weight ≥ 0.6% carbon; of a thickness of > 0.17 mm	-	9.504	-	102.537
72121019	Flat-rolled products of iron/non-alloy steel; plated/coated with tin; weight < 0.6 % of carbon; other than hoop & strip of a width ≤ 25 mm or of a width > 400 mm	-	471	-	972
72122010	Flat-rolled products of iron/non-alloy steel; electrolytically plated or coated with zinc; hoop and strip, of a width not exceeding 400 mm	-	14.784	-	74.457
72122020	Flat-rolled products of iron/non-alloy steel; electrolytically plated/coated with zinc; other than hoop&strip, of a width ≤ 400 mm; containing by weight < 0.6 % of carbon & of thick ≤ 15 mm	-	3.760	-	6.885
72122090	Flat-rolled products of iron/non-alloy steel; electrolytically plated/coated with zinc; other than hoop&strip, of a width ≤ 400 mm; other than containing by weight < 0.6 % of carbon & of thick ≤ 15 mm	-	13.007	-	1.550
72123012	Flat-rolled products of iron/non-alloy steel; otherwise plated or coated with zinc; weight < 0.6 % of carbon; hoop and strip, of a width > 25 mm and ≤ 400 mm	4.540	262.931	7.694	432.127
72123013	Flat-rolled products of iron/non-alloy steel; otherwise plated or coated with zinc; weight < 0.6 % of carbon; other than hoop and strip; of a thickness of ≤ 15 mm	24.678	24.708	24.925	24.958
72123090	Flat-rolled products of iron/non-alloy steel; otherwise plated or coated with zinc; weight ≥ 0.6 % of carbon	-	1.228.291	-	1.529.004
72124019	Flat-rolled products of iron/non-alloy steel;painted,varnished/ coated with plastics;weight<0.6% of carbon;oth than hoop and strip;oth than painted after coating with zinc/with aluminium-zinc alloys	-	43	-	102

Tabel 3 : Ekspor Indonesia menurut Komoditi (Kode HS 8 digit)

		September 2022			
Kode H S	Uraian golongan barang	Berat bersih (Kg)		Nilai F.O.B. (U S \$)	
		Bulan ini	Kumulatif	Bulan ini	Kumulatif
(1)	(2)	(3)	(4)	(5)	(6)
72124099	Flat-rolled products of iron/non-alloy steel; painted, varnished/ coated with plastics; weight \geq 0.6 % of carbon; other than hoop and strip, of a width \leq 400 mm	-	120	-	3.470
72125024	Flat-rolled products of iron/non-alloy steel; plated/coated with aluminium-zinc alloys; hoop and strip, of a width > 25 mm; universal plates	577.272	11.605.026	703.057	15.549.562
72125029	Flat-rolled products of iron/non-alloy steel; plated/coated with aluminium-zinc alloys; other than hoop and strip; other than universal plate	22	22	861	861
72125094	Flat-rolled products of iron/non-alloy steel; other than plated/coated with chromium oxides/with chromium&chromium oxides/with aluminium-zinc alloys; hoop and strip, of a width>25mm; universal plates	-	61	-	183
72125099	Flat-rolled products of iron/non-alloy steel; other than plated/coated with chromium oxides/with chromium&chromium oxides/with aluminium-zinc alloys;other than hoop & strip;other than universal plate	51.532	1.888.709	38.492	1.526.034
72131010	Bars & rods, hot-rolled, in irregularly wound coils, of iron or non-alloy steel; containing indentations, ribs, grooves or other deformations; of circular cross-section measuring \leq 50 mm in diameter	6.250	19.668	881	5.942
72131090	Bars & rods, hot-rolled, in irregularly wound coils, of iron or non-alloy steel; containing indentations, ribs, grooves or other deformations; of circular cross-section measuring > 50 mm in diameter	-	210	-	1.114
72132000	Bars & rods, hot-rolled, in irregularly wound coils, of iron or non-alloy steel; other than containing indentations, ribs, grooves or other deformations; of free-cutting steel	284.294	907.006	207.329	760.258
72139110	Bars&rods,hot-rolled,irregularly wound coils;oth than contain indentations,ribs,grooves;oth than of free-cutting steel;circular cross-section<14mm diameter;for producing soldering sticks	2.459.166	49.569.127	1.932.664	35.784.986
72139120	Bars&rods,hot-rolled,irregularly wound coils;oth than contain indentations,ribs,grooves;oth than of free-cutting steel;circular cross-section<14mm diameter;for concrete reinforcement/rebars	-	10.977.171	-	7.807.202
72139190	Bars&rods,hot-rolled,irregularly wound coils;oth than contain indentations,ribs,grooves;oth than of free-cutting steel;circular cross-section<14mm diameter; other than those of HS 72139110 - 72139130	48.093.395	490.203.965	27.563.782	350.597.093
72139910	Bars&rods,hot-rolled,irregularly wound coils;oth than contain indentations,ribs,grooves;oth than of free-cutting steel;circular cross-section \geq 14mm diameter;for producing soldering sticks	-	100	-	141
72139990	Bars&rods,hot-rolled,irregularly wound coils;oth than indentations;oth than free-cutting steel;circular cross-section \geq 14mm diameter;oth than for produce soldering sticks;oth than for concrete rebars	-	37.525	-	25.506
72141019	Other bars&rods of iron/non-alloy steel,not further worked than forged,hot-rolled,hot-drawn,but including those twisted after rolling;forged;weight < 0.6% carbon;oth than of circular cross-section	33.505	250.413	68.607	599.966
72141029	Other bars&rods of iron/non-alloy steel,not further worked than forged,hot-rolled,hot-drawn,but including those twisted after rolling;forged;weight \geq 0.6% carbon;oth than of circular cross-section	2	33.578	10	28.454
72142031	Other bars&rods of iron,not further worked than forged,hot-rolled;containing indentations,ribs;weight<0.6%carbon;of circular cross-section;for concrete rebars	489	9.935	409	4.082
72142039	Other bars&rods of iron,not further worked than forged,hot-rolled;containing indentations,ribs;weight<0.6%carbon;of circular cross-section;oth than used for concrete rebars	1.480.137	48.920.607	965.632	38.193.528

Tabel 3 : Ekspor Indonesia menurut Komoditi (Kode HS 8 digit)

September 2022

Kode H S	Uraian golongan barang	Berat bersih (Kg)		Nilai F.O.B. (U S \$)	
		Bulan ini	Kumulatif	Bulan ini	Kumulatif
(1)	(2)	(3)	(4)	(5)	(6)
72142041	Other bars&rods of iron,not further worked than forged,hot-rolled;containing indentations,ribs;weight<0.6%carbon;oth than of circular cross-section;for concrete rebars	-	2.100	-	998
72142061	Other bars&rods of iron,not further worked than forged,hot-rolled;containing indentations,ribs;weight≥0.6%carbon;oth than of circular cross-section;for concrete rebars	199.004	616.100	75.560	191.557
72142069	Other bars&rods of iron,not further worked than forged,hot-rolled;containing indentations,ribs;weight≥0.6%carbon;oth than of circular cross-section;oth than for concrete rebars	-	166.838	-	45.412
72143090	Other bars&rods of iron,not further worked than forged,hot-rolled; oth than containing indentations,ribs; of free-cutting steel; oth than of circular cross-section	17.735	84.721	3.828	18.877
72149111	Other bars&rods of iron,not further worked than forged,hot-rolled; of rectangular/other than square cross-section; weight < 0.6% carbon; weight ≥ 0.38 % carbon and < 1.15 % of manganese	-	45	-	213
72149119	Other bars&rods of iron,not further worked than forged,hot-rolled;of rectangular/oth than square cross-section;weight<0.6% carbon; other than those of HS 72149111 - 72149112	-	221.087	-	172.448
72149919	Other bars&rods of iron,not further worked than forged,hot-rolled;oth than of rectangular;weight≥0.6% carbon,oth than of circular cross-section;oth than weight < 1.15% of manganese	21.310	98.795	4.435	43.741
72149991	Other bars&rods of iron,not further worked than forged,hot-rolled;oth than of rectangular/oth than square cross-section;weight< 0.6% carbon;weight <0.38% carbon, ≤0.05% phosphorus & ≤ 0.05% sulphur	82.712	4.144.075	88.629	3.926.746
72149992	Other bars&rods of iron,not further worked than forged,hot-rolled;oth than of rectangular/oth than square cross-section;weight< 0.6% carbon;weight ≥ 0.38 % carbon & < 1.15 % manganese	139.802	412.139	150.065	436.079
72149999	Other bars&rods of iron,not further worked than forged,hot-rolled;oth than of rectangular/oth than square cross-section;weight<0.6% carbon; other than those of HS 72149991 - 72149993	432.934	3.827.947	303.428	3.233.093
72151010	Other bar & rod iron/non-alloy steel; of free-cutting steel, not furtherwork than cold finished; of circular cross-section	5	5	8	8
72151090	Other bar & rod iron/non-alloy steel; of free-cutting steel,not furtherwork than cold finished; oth than of circular cross-section	90	610	175	5.470
72155099	Other bar & rod iron/non-alloy steel; other than of free-cutting steel,not furtherwork than cold finished; weight < 0.6%carbon; other than of a kind used for concrete reinforcement (rebars)	-	35.346	-	46.304
72159099	Other bar & rod iron/non-alloy steel; other than of free-cutting steel; other than of a kind used for concrete reinforcement (rebars); other than of circular cross-section	1.691	416.767	28.466	223.885
72161000	Angles, shapes & sections of iron/non-alloy steel; U, I or H sections, not further worked than hot-rolled, hot-drawn/extruded, of a height < 80 mm	70	71.745	67	53.352
72162110	Angles, shapes & sections of iron/non-alloy steel; L sections, not further worked than hot-rolled, hot-drawn/extruded, of a height < 80 mm; weight < 0.6 % of carbon	20.403	20.403	13.054	13.054
72162190	Angles, shapes & sections of iron/non-alloy steel; L sections, not further worked than hot-rolled, hot-drawn/extruded, of a height < 80 mm; weight ≥ 0.6 % of carbon	95.579	6.369.589	74.355	5.663.982
72162200	Angles, shapes & sections of iron/non-alloy steel; T sections, not further worked than hot-rolled, hot-drawn/extruded, of a height < 80 mm	-	118	-	199

Tabel 3 : Ekspor Indonesia menurut Komoditi (Kode HS 8 digit)

September 2022

Kode H S	Uraian golongan barang	Berat bersih (Kg)		Nilai F.O.B. (U S \$)	
		Bulan ini	Kumulatif	Bulan ini	Kumulatif
(1)	(2)	(3)	(4)	(5)	(6)
72163190	Angles, shapes & sections of iron/non-alloy steel; U sections, not further worked than hot-rolled, hot-drawn/extruded, of a height \geq 80 mm; weight < 0.6 % of carbon	5.286	216.462	3.402	62.871
72163290	Angles, shapes & sections of iron/non-alloy steel; I sections, not further worked than hot-rolled, hot-drawn/extruded, of a height \geq 80 mm; of a thickness of more than 5 mm	536	142.663	565	120.609
72163311	Angles, shapes & sections of iron/non-alloy steel;H sections, not further worked than hot-rolled, hot-drawn/extruded, of a height \geq 80 mm;weight < 0.6% of carbon;thickness of flange \geq thickness of web	-	949	-	13.050
72163319	Angles, shapes & sections of iron/non-alloy steel;H sections, not further worked than hot-rolled, hot-drawn/extruded, of a height \geq 80 mm;weight < 0.6% of carbon;thickness of flange < thickness of web	-	38.614	-	20.255
72163390	Angles, shapes & sections of iron/non-alloy steel;H sections, not further worked than hot-rolled, hot-drawn/extruded, of a height \geq 80 mm;weight \geq 0.6% of carbon	15.744	710.535	16.203	622.142
72164090	Angles, shapes & sections of iron/non-alloy steel; L or T sections, not further worked than hot-rolled, hot-drawn/extruded, of a height \geq 80 mm;weight < 0.6% of carbon	6.527	1.693.846	4.876	1.542.969
72165019	Angles, shapes & sections of iron/non-alloy steel; other angles, shapes and sections, not further worked than hot-rolled, hot-drawn/extruded, of a height < 80 mm; weight < 0.6% of carbon	148	741.543	133	599.967
72165099	Angles, shapes & sections of iron/non-alloy steel; other angles, shapes and sections, not further worked than hot-rolled, hot-drawn/extruded, of a height \geq 80 mm; weight < 0.6% of carbon	281	13.311	724	4.512
72166100	Angles, shapes & sections of iron/non-alloy steel; not further worked than cold- formed or cold-finished; obtained from flat-rolled products	1.321	8.741	21.975	150.499
72166900	Angles, shapes & sections of iron/non-alloy steel; not further worked than cold- formed or cold-finished; other than obtained from flat-rolled products	-	31.799	-	115.515
72169900	Angles, shapes & sections of iron/non-alloy steel; other than cold-formed or cold-finished from flat-rolled products	11.797	221.242	16.280	427.100
72171010	Wire of iron or non-alloy steel; not plated or coated, whether or not polished; containing by weight < 0.25 % of carbon	19.635	154.688	27.489	241.474
72171022	Reed wire; wire of a kind used for making strands for prestressing concrete; free-cutting steel wire; not plated or coated, whether or not polished; weight \geq 0.25 % but < 0.6 % of carbon	-	11	-	95
72171029	Other than reed wire; wire of a kind used for making strands for prestressing concrete; free-cutting steel wire; not plated or coated, whether or not polished; weight \geq 0.25 % but < 0.6 % of carbon	43	604	819	3.982
72171032	Spokes wire; reed wire; free-cutting steel wire; not plated or coated, whether or not polished; weight \geq 0.6% of carbon	-	50	-	160
72171033	Wire of a kind used for making strands for prestressing concrete; not plated or coated, whether or not polished; weight \geq 0.6% of carbon	20	711	12	274
72171039	Wire of iron/non-alloy steel;not plated/coated,whether/not polished;weight \geq 0.6% of carbon;oth than spokes wire,reed wire,free-cutting steel wire;oth than for making strands for prestressing concrete	84.594	677.254	213.266	1.545.936
72172010	Wire iron/non-alloy steel; plated/coated with zinc; weight < 0.25 % carbon	849.321	1.095.987	1.034.089	1.373.171
72172020	Wire iron/non-alloy steel; plated/coated with zinc; weight \geq 0.25 % but < 0.45 % of carbon	-	10.000	-	13.519
72172091	Steel core wire of a kind used for steel reinforced aluminium conductors (ACSR); plated/coated with zinc; weight \geq 0.45 % of carbon	-	2.000	-	2.715

Tabel 3 : Ekspor Indonesia menurut Komoditi (Kode HS 8 digit)

		September 2022			
Kode H S	Uraian golongan barang	Berat bersih (Kg)		Nilai F.O.B. (U S \$)	
		Bulan ini	Kumulatif	Bulan ini	Kumulatif
(1)	(2)	(3)	(4)	(5)	(6)
72172099	Wire iron/non-alloy steel; plated/coated with zinc; weight ≥ 0.45 % of carbon; other than steel core wire of a kind used for steel reinforced aluminium conductors (ACSR)	257.209	4.488.684	336.942	5.917.798
72173019	Wire iron/non-alloy steel; plated/coated with other base metals other than tin; weight < 0.25 % carbon	7.750	2.381.868	12.253	3.533.235
72173033	Brass coated steel wire of a kind used in the manufacture of pneumatic rubber tyres; weight ≥ 0.6 % carbon	-	111.644	-	222.595
72173034	Other copper alloy coated steel wire of a kind used in the manufacture of pneumatic rubber tyres; weight ≥ 0.6 % carbon	65.684	938.430	47.654	492.306
72173039	Wire iron/non-alloy steel; plated/coated with other base metals; weight ≥ 0.6 % carbon; other than those of HS 72173033 - 72173035	24	34	215	267
72179090	Wire iron/non-alloy steel; other than plated/coated with zinc or with other base metals; weight ≥ 0.25 % carbon	20	3.193	7	14.129
72181000	Stainless steel in ingots and other primary forms	-	136.090	-	299.888
72189100	Semi- finished products of stainless steel; of rectangular (other than square) cross-section	69.004.170	514.478.700	137.692.026	1.189.997.333
72189900	Semi- finished products of stainless steel; other than of rectangular (other than square) cross-section	90.990.389	866.224.153	194.110.808	1.961.961.923
72191100	Flat-rolled products of stainless steel, of a width of 600 mm or more; not further worked than hot-rolled, in coils; of a thickness exceeding 10 mm	2.433.096	19.487.931	5.164.569	51.740.522
72191200	Flat-rolled products of stainless steel, of a width of 600 mm or more; not further worked than hot-rolled, in coils; of a thickness of 4.75 mm or more but not exceeding 10 mm	22.374.893	375.908.334	48.397.017	987.501.365
72191300	Flat-rolled products of stainless steel, of a width of 600 mm or more; not further worked than hot-rolled, in coils; of a thickness of 3 mm or more but less than 4.75 mm	40.571.988	710.762.935	85.890.510	1.816.965.819
72191400	Flat-rolled products of stainless steel, of a width of 600 mm or more; not further worked than hot-rolled, in coils; of a thickness of less than 3 mm	15.359.630	195.006.129	32.655.356	490.504.464
72192100	Flat-rolled products of stainless steel, of a width of 600 mm or more; not further worked than hot-rolled, not in coils; of a thickness exceeding 10 mm	-	25.557	-	10.731
72192300	Flat-rolled products of stainless steel, of a width of 600 mm or more; not further worked than hot-rolled, not in coils; of a thickness of 3 mm or more but less than 4.75 mm	-	0	-	1
72192400	Flat-rolled products of stainless steel, of a width of 600 mm or more; not further worked than hot-rolled, not in coils; of a thickness of less than 3 mm	20.840	20.840	51.058	51.058
72193100	Flat-rolled products of stainless steel, of a width of 600 mm or more; not further worked than cold-rolled (cold-reduced); of a thickness of 4.75 mm or more	1.951.054	1.951.054	3.855.673	3.855.673
72193200	Flat-rolled products of stainless steel, of a width of 600 mm or more; not further worked than cold-rolled (cold-reduced); of a thickness of 3 mm or more but less than 4.75 mm	34.504.214	174.724.041	68.836.287	395.539.085
72193300	Flat-rolled products of stainless steel, of a width of 600 mm or more; not further worked than cold-rolled (cold-reduced), not in coils; of a thickness exceeding 1 mm but less than 3 mm	89.510.387	567.564.145	182.751.546	1.336.448.846
72193400	Flat-rolled products of stainless steel, of a width of 600 mm or more; not further worked than cold-rolled (cold-reduced), not in coils; of a thickness of 0.5 mm or more but not exceeding 1 mm	2.259.880	68.101.034	5.848.715	186.464.665
72193500	Flat-rolled products of stainless steel, of a width of 600 mm or more; not further worked than cold-rolled (cold-reduced), not in coils; of a thickness of less than 0.5 mm	286.665	10.230.419	827.579	29.812.727
72199000	Flat-rolled products of stainless steel, of a width of 600 mm or more; other than not further worked than hot-rolled or cold-rolled	432	58.105	14.526	209.313

Tabel 3 : Ekspor Indonesia menurut Komoditi (Kode HS 8 digit)

September 2022

Kode H S	Uraian golongan barang	Berat bersih (Kg)		Nilai F.O.B. (U S \$)	
		Bulan ini	Kumulatif	Bulan ini	Kumulatif
(1)	(2)	(3)	(4)	(5)	(6)
72201290	Flat-rolled products of stainless steel, of a width < 600 mm; not further worked than hot-rolled; of a thickness of < 4.75 mm; hoop and strip, of a width > 400 mm	321.740	2.140.275	628.112	4.674.358
72202010	Flat-rolled products of stainless steel, of a width < 600 mm; not further worked than cold-rolled (cold-reduced); hoop and strip, of a width ≤ 400 mm	96.648	552.138	222.231	2.304.104
72202090	Flat-rolled products of stainless steel, of a width < 600 mm; not further worked than cold-rolled (cold-reduced); hoop and strip, of a width > 400 mm	140	66.860	409	230.675
72209090	Flat-rolled products of stainless steel, of a width < 600 mm; other than not further worked than hot-rolled or cold-rolled; hoop and strip, of a width > 400 mm	83.392	2.404.551	645.474	11.152.237
72210000	Bars and rods, hot-rolled, in irregularly wound coils, of stainless steel	565	6.024	11.188	158.702
72221100	Bars and rods, not further worked than hot-rolled, hot-drawn or extruded; of circular cross-section	1	12.748	54	43.955
72221900	Bars and rods, not further worked than hot-rolled, hot-drawn or extruded; other than of circular cross-section	68.320	340.396	228.426	858.393
72222010	Bars and rods, not further worked than cold-formed or cold- finished; of circular cross-section	-	2.713	-	65.693
72222090	Bars and rods, not further worked than cold-formed or cold- finished; other than of circular cross-section	106.685	112.544	70.952	152.637
72223090	Other bars and rods of stainless steel; other than not further worked than hot-rolled or cold-formed; other than of circular cross-section	232	104.815	84	1.276.293
72224010	Angles, shapes and sections of stainless steel; not further worked than hot-rolled, hot-drawn or extruded	-	1.132	-	976
72224090	Angles, shapes and sections of stainless steel; other than not further worked than hot-rolled, hot-drawn or extruded	78	49.983	26	186.221
72230010	Wire of stainless steel, of cross-section exceeding 13 mm	34	1.935	1.196	77.496
72230090	Wire of stainless steel, of cross-section not exceeding 13 mm	409.848	5.098.469	1.388.423	20.168.882
72249000	Semi- finished products of other alloy steel	-	11.820	-	31.274
72251100	Flat-rolled products of other alloy steel, of a width ≥ 600 mm; grain-oriented of silicon-electrical steel	-	364	-	500
72253090	Flat-rolled products of other alloy steel, of a width ≥ 600 mm; other than of silicon-electrical steel; not further worked than hot-rolled, in coils; other than of high speed steel	-	38.844	-	43.706
72254090	Flat-rolled products of other alloy steel, of a width ≥ 600 mm; other than of silicon-electrical steel; not further worked than hot-rolled, not in coils; other than of high speed steel	-	6.421	-	9.800
72255090	Flat-rolled products of other alloy steel, of a width ≥ 600 mm; other than of silicon-electrical steel; not further worked than cold-rolled (cold-reduced); other than of high speed steel	-	9.301	-	18.647
72259190	Flat-rolled products of other alloy steel, width ≥ 600mm; oth than of silicon-electrical steel; electrolytically plated or coated with zinc; other than of high speed steel	-	5.469	-	16.934
72259290	Flat-rolled products of other alloy steel, width ≥ 600mm; otherwise plated or coated with zinc; other than of high speed steel; other than plated or coated with zinc-aluminium-magnesium alloys	205.580	2.100.214	241.896	2.406.420
72259990	Flat-rolled products of other alloy steel, width ≥ 600mm; other than of high speed steel; other than those of subheadings 722591, 722592	75.780	256.005	75.390	333.841
72261190	Flat-rolled products of other alloy steel, width < 600 mm; of silicon-electrical steel; grain-oriented; hoop and strip, of a width > 400 mm	1.429	41.455	10	129.094
72261910	Flat-rolled products of other alloy steel, width < 600 mm; of silicon-electrical steel; other than grain-oriented; hoop and strip, of a width ≤ 400 mm	-	4.417	-	4.460

Tabel 3 : Ekspor Indonesia menurut Komoditi (Kode HS 8 digit)

September 2022

Kode H S	Uraian golongan barang	Berat bersih (Kg)		Nilai F.O.B. (U S \$)	
		Bulan ini	Kumulatif	Bulan ini	Kumulatif
(1)	(2)	(3)	(4)	(5)	(6)
72261990	Flat-rolled products of other alloy steel, width < 600 mm; of silicon-electrical steel; other than grain-oriented; hoop and strip, of a width > 400 mm	169.870	468.410	159.578	444.986
72262010	Flat-rolled products of other alloy steel, width < 600 mm; of high speed steel; hoop and strip, of a width ≤ 400 mm	-	82.530	-	84.223
72269190	Hoop and strip, of a width > 400 mm, of other alloy steel; not further worked than hot-rolled; other than of silicon-electrical steel; other than of high speed steel	-	52	-	1.446
72269210	Hoop and strip, of a width ≤ 400 mm, of other alloy steel; not further worked than cold-rolled (cold-reduced); other than of silicon-electrical steel; other than of high speed steel	-	396	-	4.815
72269290	Hoop and strip, of a width > 400 mm, of other alloy steel; not further worked than cold-rolled (cold-reduced); other than of silicon-electrical steel; other than of high speed steel	-	5	-	11
72269919	Hoop and strip, of a width ≤ 400 mm, of other alloy steel; other than plated or coated with zinc; other than not further worked than hot-rolled or cold-rolled (cold-reduced)	-	27	-	69
72269999	Hoop and strip, of a width > 400 mm, of other alloy steel; other than plated or coated with zinc; other than not further worked than hot-rolled or cold-rolled (cold-reduced)	5.323	76.916	22.274	272.721
72272000	Bars and rods, hot-rolled, in irregularly wound coils, of other alloy steel; of silico-manganese steel	-	2	-	1
72279090	Bars and rods, hot-rolled, in irregularly wound coils, of other alloy steel; other than of high speed steel or of silico-manganese steel; containing by weight less than 0.5 % of chromium	-	437.322	-	331.448
72281090	Bars and rods of other alloy steel, of high speed steel; other than of circular cross-section	1.145	17.098	5.701	84.419
72282019	Bars and rods of silico-manganese steel; of circular cross-section; other than not further worked than hot-rolled, hot-drawn or extruded	-	285	-	185
72283010	Other bars and rods of other alloy steel, not further worked than hot-rolled, hot-drawn or extruded; of circular cross-section	-	33.398	-	47.545
72283090	Other bars and rods of other alloy steel, not further worked than hot-rolled, hot-drawn or extruded; other than of circular cross-section	64.157	180.661	77.425	439.579
72285010	Other bars and rods of other alloy steel, not further worked than cold-formed or cold-finished; of circular cross-section	262.192	954.388	326.709	1.083.855
72286090	Other bars and rods of other alloy steel, other than of circular cross-section; other than those of subheading 722810-722850	-	1.958	-	8.260
72287090	Angles, shapes and sections, of other alloy steel; other than not further worked than hot-rolled, hot-drawn or extruded	-	274.179	-	242.812
72288019	Hollow drill bars and rods, of alloy or non-alloy steel; containing by weight 0.6 % or more of carbon; other than of circular cross-section	-	6	-	2.097
72288090	Hollow drill bars and rods, of alloy or non-alloy steel; containing by weight less than 0.6 % of carbon	-	681	-	591
72292000	Wire of other alloy steel; of silico-manganese steel	-	82	-	5.165
72299021	Wire of other alloy steel; other than of silico-manganese steel; of cross-section not exceeding 5.5 mm; containing by weight 0.5 % or more of chromium	404.289	2.339.137	1.181.011	6.884.369
72299029	Wire of other alloy steel; other than of silico-manganese steel; of cross-section not exceeding 5.5 mm; containing by weight less than 0.5 % of chromium	-	1.109.052	-	3.107.379
72299030	Wire of other alloy steel; other than of silico-manganese steel; of cross-section exceeding 5.5 mm, of high speed steel	-	120	-	120
72299091	Wire of other alloy steel; other than of silico-manganese steel; of cross-section exceeding 5.5 mm; containing by weight 0.5 % or more of chromium	109.663	1.080.213	325.687	3.351.192

Tabel 3 : Ekspor Indonesia menurut Komoditi (Kode HS 8 digit)

September 2022

Kode H S	Uraian golongan barang	Berat bersih (Kg)		Nilai F.O.B. (U S \$)	
		Bulan ini	Kumulatif	Bulan ini	Kumulatif
(1)	(2)	(3)	(4)	(5)	(6)
72299099	Wire of other alloy steel; other than of silico-manganese steel; of cross-section exceeding 5.5 mm; containing by weight less than 0.5 % of chromium	31.403	786.152	92.864	2.386.437
73011000	Sheet piling of iron or steel, whether or not drilled, punched or made from assembled elements	96	1.569.326	175	8.047.044
73012000	Welded angles, shapes and sections, of iron or steel	-	9.242	-	43.826
73021000	Railway or tramway track construction material of iron or steel, the following: rails	24	59	30	35
73024000	Railway or tramway track construction material of iron or steel, the following: fish-plates and sole plates (base plates)	-	56	-	136
73029010	Railway or tramway track construction material of iron or steel, the following: sleepers (cross-ties)	-	5.407	-	12.534
73029090	Railway/tramway track construction material of iron/steel, the following: check-rails & rack rails, chairs, chair wedges, rail clips, bedplates, ties & other material specialized for jointing/fixing rails	38.629	722.936	104.905	1.371.328
73030011	Hubless tubes and pipes, of cast iron	-	102.758	-	364.418
73030019	Tubes and pipes, of cast iron; other than hubless tubes and pipes	2.432	212.339	1.952	265.408
73030099	Hollow profiles, of cast iron with external diameter exceeding 100 mm	26.602	710.778	9.102	152.800
73041100	Line pipe of a kind used for oil or gas pipelines; of stainless steel	226.733	1.741.390	34.985	1.173.052
73041900	Line pipe of a kind used for oil or gas pipelines; other than of stainless steel	369.108	19.773.653	651.739	60.131.028
73042290	Drill pipe, of stainless steel, of a kind used in drilling for oil or gas; other than with yield strength less than 80,000 psi, without threaded end	4.720	704.238	195.544	1.113.239
73042390	Drill pipe, of iron/other than cast iron, of a kind used in drilling for oil or gas; with yield strength < 80,000 psi, with threaded end; or with yield strength ≥ 80,000 psi, whether/not with threaded end	63.705	169.722	101.250	172.455
73042430	Casing and tubing with yield strength 80,000 psi or more, whether or not with threaded end; of stainless steel	2.137.696	11.881.956	14.396.666	78.471.595
73042910	Casing and tubing with yield strength less than 80,000 psi, without threaded end; other than of stainless steel	768.940	3.912.961	1.492.878	7.507.231
73042920	Casing and tubing with yield strength less than 80,000 psi, with threaded end; other than of stainless steel	3.510	131.050	4.400	246.078
73042930	Casing and tubing with yield strength 80,000 psi or more, whether or not with threaded end; other than of stainless steel	1.684.955	13.745.316	7.293.014	64.415.506
73043110	Drillrod casing and tubing with pin and box threads; cold-drawn or cold-rolled (cold-reduced); of circular cross-section, of iron or non-alloy steel	210	211	5.363	5.366
73043120	High-pressure pipe capable of withstanding a pressure of not less than 42,000 psi; cold-drawn or cold-rolled (cold-reduced); of circular cross-section, of iron or non-alloy steel	4	7.272	145	20.877
73043190	Tubes, pipes & hollow profiles, seamless, of circular cross-section, of iron/ non-alloy steel; cold-drawn/ cold-rolled; other than those of HS 73043110 - 73043140	1.095	11.012	10.597	71.711
73043920	High-pressure pipe capable of withstanding a pressure of not less than 42,000 psi; other than cold-drawn or cold-rolled (cold-reduced); of circular cross-section, of iron or non-alloy steel	-	18	-	1.622
73043940	Tubes, pipes & hollow profiles, seamless, of circular cross-section, of iron/ non-alloy steel; other than cold-drawn/ cold-rolled; having an external diameter < 140 mm and < 0.45 % by weight of carbon	-	1.780	-	1.391
73043990	Tubes, pipes & hollow profiles, seamless, of circular cross-section, of iron/ non-alloy steel; cold-drawn/ cold-rolled; other than those of HS 73043920 - 73043940	48.152	333.885	77.007	431.209

Tabel 3 : Ekspor Indonesia menurut Komoditi (Kode HS 8 digit)

September 2022

Kode H S	Uraian golongan barang	Berat bersih (Kg)		Nilai F.O.B. (U S \$)	
		Bulan ini	Kumulatif	Bulan ini	Kumulatif
(1)	(2)	(3)	(4)	(5)	(6)
73044100	Tubes, pipes & hollow profiles, seamless, of circular cross-section, of stainless steel; cold-drawn or cold-rolled (cold-reduced)	-	20.198	-	478.333
73044900	Tubes, pipes & hollow profiles, seamless, of circular cross-section, of stainless steel; other than cold-drawn or cold-rolled (cold-reduced)	1.122	680.081	10.820	1.008.734
73045110	Drillrod casing and tubing with pin and box threads; cold-drawn or cold-rolled (cold-reduced); of circular cross-section, of other alloy steel	-	171	-	3.871
73045190	Tubes, pipes & hollow profiles, seamless, of circular cross-section, of other alloy steel; cold-drawn or cold-rolled (cold-reduced)	-	11.793	-	14.484
73045910	High-pressure pipe with a yield strength not less than 42,000 psi; other than cold-drawn or cold-rolled (cold-reduced); of circular cross-section, of other alloy steel	-	6	-	340
73045990	Tubes, pipes & hollow profiles, seamless, of circular cross-section, of other alloy steel; other than cold-drawn or cold-rolled; other than high-pressure pipe with a yield strength \geq 42,000 psi	9.422	115.217	55.865	693.669
73049010	High-pressure pipe with a yield strength not less than 42,000 psi; other than those of subheading 730411 - 730459	43	248	376	1.419
73049090	Tubes, pipes & hollow profiles, seamless, of iron/ steel; oth than high-pressure pipe; oth than having an external diameter <140 mm & <0.45% by weight of carbon; oth than in subheading 730411 - 730459	81.872	1.229.209	130.615	9.714.346
73051100	Line pipe of a kind used for oil or gas pipelines; longitudinally submerged arc welded	17.207	53.324.006	87.966	37.161.765
73051210	Line pipe of a kind used for oil or gas pipelines; longitudinally welded; Electric resistance welded (ERW)	399.416	435.416	733.200	769.200
73051290	Line pipe of a kind used for oil or gas pipelines; longitudinally welded; other than Electric resistance welded (ERW)	2.071	1.012.240	2.054	8.545.263
73051910	Line pipe of a kind used for oil or gas pipelines; other than longitudinally submerged arc welded; spiral or helical submerged arc welded	224.239	2.399.592	391.218	3.282.843
73051990	Line pipe of a kind used for oil or gas pipelines; other than longitudinally submerged arc welded; other than spiral or helical submerged arc welded	373	735.784	270	807.128
73052000	Casing of a kind used in drilling for oil or gas	1.306.526	11.888.770	3.823.948	16.202.009
73053110	Line pipe of a kind used other than for oil or gas pipelines, welded; longitudinally welded; stainless steel pipes and tubes	147.904	1.488.031	701.571	7.362.961
73053190	Line pipe of a kind used other than for oil or gas pipelines, welded; longitudinally welded; other than stainless steel pipes and tubes	10.100	1.416.052	38.400	6.963.619
73059000	Other tubes & pipes (ie welded, riveted or similarly closed), having circular cross-sections, the external diameter of which exceeds 406.4 mm, of iron/ steel; n.e.c. in heading 7305	-	419.492	-	761.868
73061110	Line pipe of a kind used for oil or gas pipelines; welded, of stainless steel; longitudinally electric resistance welded (ERW)	-	633	-	120
73061190	Line pipe of a kind used for oil or gas pipelines; welded, of stainless steel; other than longitudinally electric resistance welded (ERW)	226	9.777	2.046	43.208
73061910	Line pipe of a kind used for oil or gas pipelines; other than welded, of stainless steel; longitudinally electric resistance welded (ERW)	11.388	1.226.234	18.117	1.863.843
73061990	Line pipe of a kind used for oil or gas pipelines; other than welded, of stainless steel; other than longitudinally electric resistance welded (ERW); other than spiral or helical submerged arc welded	64.709	2.375.029	46.410	22.424.982

Tabel 3 : Ekspor Indonesia menurut Komoditi (Kode HS 8 digit)

September 2022

Kode H S	Uraian golongan barang	Berat bersih (Kg)		Nilai F.O.B. (U S \$)	
		Bulan ini	Kumulatif	Bulan ini	Kumulatif
(1)	(2)	(3)	(4)	(5)	(6)
73062100	Casing and tubing of a kind used in drilling for oil or gas; welded, of stainless steel	424	519	638	1.217
73062900	Casing and tubing of a kind used in drilling for oil or gas; other than welded, of stainless steel	145.827	250.475	157.182	230.850
73063019	Boiler tubes, welded, of circular cross-section, of iron or non-alloy steel; with an external diameter not less than 12.5 mm	253	7.131	8.000	18.910
73063029	Copper-plated, fluoro-resin-coated/ zinc-chromated steel tubes; welded, of circular cross-section, of iron or non-alloy steel; with an external diameter not less than 12.5 mm	571.026	7.151.229	624.719	10.057.735
73063030	Pipe of a kind used to make sheath pipe (heater pipe) for heating elements of electric flat irons or rice cookers, with an external diameter not exceeding 12 mm	50	50	135	135
73063049	Other tubes, pipes and hollow profiles, welded, of circular cross-section, of iron or non-alloy steel; high-pressure pipe with a yield strength \geq 42,000 psi; with an external diameter \geq 12.5 mm	-	1	-	5
73063091	Other tubes, pipes, welded, of circular cross-section, of iron/non-alloy steel; high-pressure pipe yield strength < 42,000 psi; internal diameter \geq 12.5 mm, external diameter < 140 mm, weight < 0.45% carbon	89.867	711.951	226.195	1.836.286
73063092	Other tubes, pipes and hollow profiles, welded, of circular cross-section, of iron or non-alloy steel; high-pressure pipe with a yield strength < 42,000 psi; with an internal diameter < 12.5 mm	19.981	48.399	76.283	174.164
73063099	Other tubes, pipes and hollow profiles, welded, of circular cross-section, of iron or non-alloy steel; high-pressure pipe with a yield strength < 42,000 psi; other than in HS 73063091 - 73063092	138.150	893.543	248.018	1.500.698
73064019	Boiler tubes; welded, of circular cross-section, of stainless steel; with an external diameter exceeding 12.5 mm	-	393	-	6.722
73064090	Other tubes, pipes and hollow profiles; welded, of circular cross-section, of stainless steel; other than those of HS 73064011 - 73064030	13.490	450.819	68.263	2.332.253
73065099	Other tubes, pipes and hollow profiles; welded, of circular cross-section, of other alloy steel; with an external diameter not less than 12.5 mm	104.910	795.006	252.880	1.843.699
73066110	Other tubes, pipes and hollow profiles; welded, of non-circular cross-section; of square or rectangular cross-section; with an external diagonal cross-section less than 12.5 mm	-	37.500	-	20.000
73066190	Other tubes, pipes and hollow profiles; welded, of non-circular cross-section; of square or rectangular cross-section; with an external diagonal cross-section not less than 12.5 mm	47.820	352.133	124.852	877.037
73066990	Other tubes, pipes and hollow profiles; welded, of non-circular cross-section; of other non-circular cross-section; with an external diagonal cross-section not less than 12.5 mm	-	6.638	-	11.522
73069019	Copper brazed pipes and tubes; with an external diagonal cross-section not less than 12.5 mm	6.414	40.783	2.160	109.894
73069091	Other tubes, pipes and hollow profiles of iron or steel; high pressure pipes with a yield strength not less than 42,000 psi, with an internal diameter of less than 12.5 mm	-	45	-	30
73069094	Other tubes, pipes and hollow profiles of iron or steel; high pressure pipes, with an external diameter of less than 12.5 mm	-	2.990	-	406
73069099	Other tubes, pipes and hollow profiles of iron or steel; n.e.c. in heading 7306	1	896.220	10	478.231
73071110	Cast fittings, of non-malleable cast iron; hubless tube or pipe fittings	-	2.010	-	27
73071190	Cast fittings, of non-malleable cast iron; other than hubless tube or pipe fittings	128.198	183.438	266.869	504.500

Tabel 3 : Ekspor Indonesia menurut Komoditi (Kode HS 8 digit)

September 2022

Kode H S	Uraian golongan barang	Berat bersih (Kg)		Nilai F.O.B. (U S \$)	
		Bulan ini	Kumulatif	Bulan ini	Kumulatif
(1)	(2)	(3)	(4)	(5)	(6)
73071900	Cast fittings, other than of non-malleable cast iron;	756.458	6.396.482	2.405.568	20.180.623
73072110	Flanges; of stainless steel; having an internal diameter of less than 15 cm	-	20.555	-	204.814
73072190	Flanges; of stainless steel; having an internal diameter of not less than 15 cm	54.930	1.116.474	421.695	4.459.354
73072210	Threaded elbows, bends and sleeves; of stainless steel; having an internal diameter of less than 15 cm	6.407	58.730	119.787	975.367
73072290	Threaded elbows, bends and sleeves; of stainless steel; having an internal diameter of not less than 15 cm	425	213.848	18.695	1.541.757
73072310	Butt welding fittings; of stainless steel; having an internal diameter of less than 15 cm	1.296	16.122	14.747	79.973
73072390	Butt welding fittings; of stainless steel; having an internal diameter of not less than 15 cm	1.884	31.686	73.177	556.351
73072910	Tube or pipe fittings; of stainless steel; other than flanges or threaded elbows, bends and sleeves or butt welding fittings; having an internal diameter of less than 15 cm	42.227	91.414	115.886	320.640
73072990	Tube or pipe fittings; of stainless steel; other than flanges or threaded elbows, bends and sleeves or butt welding fittings; having an internal diameter of not less than 15 cm	24.684	583.175	208.340	2.748.031
73079110	Flanges of iron or steel; other than of stainless steel; having an internal diameter of less than 15 cm	3.033	75.537	12.783	312.357
73079190	Flanges of iron or steel; other than of stainless steel; having an internal diameter of not less than 15 cm	59.695	1.256.673	89.089	3.790.373
73079210	Threaded elbows, bends and sleeves of iron or steel; other than of stainless steel; having an internal diameter of less than 15 cm	2.352	15.311	43.698	686.272
73079290	Threaded elbows, bends and sleeves of iron or steel; other than of stainless steel; having an internal diameter of not less than 15 cm	379.991	5.480.828	664.667	4.390.492
73079310	Butt welding fittings of iron or steel; other than of stainless steel; having an internal diameter of less than 15 cm	-	2.504	-	17.004
73079390	Butt welding fittings of iron or steel; other than of stainless steel; having an internal diameter of not less than 15 cm	1.000	579.077	120.996	6.066.234
73079910	Tube or pipe fittings of iron or steel; other than of stainless steel; other than flanges or threaded elbows, bends and sleeves or butt welding fittings; having an internal diameter of less than 15 cm	11.082	102.984	103.289	1.222.346
73079990	Tube/pipe fittings of iron or steel; oth than of stainless steel; other than flanges or threaded elbows, bends and sleeves or butt welding fittings; having an internal diameter of not less than 15 cm	588.277	5.894.160	5.034.706	39.354.325
73081010	Bridges and bridge-sections, of iron or steel; prefabricated modular type joined by shear connectors	3.644	3.647	11.514	11.517
73081090	Bridges and bridge-sections, of iron or steel; other than prefabricated modular type joined by shear connectors	753.598	4.725.994	1.011.175	6.464.869
73082011	Towers, of iron or steel; prefabricated modular type joined by shear connectors	-	20.928	-	368.000
73082019	Towers, of iron or steel; other than prefabricated modular type joined by shear connectors	4.915.941	9.674.465	6.651.828	13.383.655
73082021	Lattice masts, of iron or steel; prefabricated modular type joined by shear connectors	30	30	200	200
73082029	Lattice masts, of iron or steel; other than prefabricated modular type joined by shear connectors	390.927	46.844.329	653.024	148.046.657
73083010	Doors, of iron or steel, of a thickness of 6 mm or more but not exceeding 8 mm	5	3.245	15	11.922
73083090	windows and their frames and thresholds for doors, of iron or steel	15.470	52.608	58.843	195.484
73084010	Equipment for scaffolding, shuttering, propping or pit-propping, of iron or steel; prefabricated modular type joined by shear connectors	-	1.180	-	954

Tabel 3 : Ekspor Indonesia menurut Komoditi (Kode HS 8 digit)

September 2022

Kode H S	Uraian golongan barang	Berat bersih (Kg)		Nilai F.O.B. (U S \$)	
		Bulan ini	Kumulatif	Bulan ini	Kumulatif
(1)	(2)	(3)	(4)	(5)	(6)
73084090	Equipment for scaffolding, shuttering, propping or pit-propping, of iron or steel; other than prefabricated modular type joined by shear connectors	2.691.305	10.554.750	24.294.422	92.726.062
73089020	Structures&parts of iron/steel;oth than bridges&bridge-sections/towers&lattice masts/ equipment for scaffolding,shuttering,propping /pit-propping;prefabricated modular type joined by shear connectors	-	89.867	-	394.380
73089040	Structures and parts of structures, of iron or steel; corrugated and curved galvanised plates or sheets prepared for use in conduits, culverts or tunnels	25.624	32.257	102.431	106.207
73089050	Structures and parts of structures, of iron or steel; rails for ships	-	1.845.221	-	6.870.779
73089060	Structures and parts of structures, of iron or steel; perforated cable trays	726	19.735	14.112	105.855
73089092	Guardrails of iron or steel	2.752	12.119	616	16.650
73089099	Plates, rods, angles, shapes, sections, tubes and the like, prepared for use in structures, of iron or steel	1.077.290	36.614.594	1.494.246	88.401.851
73090011	Reservoirs, tanks, vats and similar containers for any material of iron or steel, of a capacity > 300 l; of a kind used for the conveyance or packing of goods; lined or heat-insulated	24.750	30.830	78.229	144.399
73090019	Reservoirs, tanks, vats and similar containers for any material of iron or steel, of a capacity > 300 l; of a kind used for the conveyance or packing of goods; not lined or heat-insulated	91.110	364.095	18.374	175.434
73090091	Reservoirs, tanks, vats and similar containers for any material of iron or steel, of a capacity > 300 l; other than of a kind used for the conveyance or packing of goods; lined or heat-insulated	-	7.902	-	21.060
73090099	Reservoirs, tanks, vats and similar containers for any material of iron or steel, of a capacity > 300 l; other than of a kind used for the conveyance or packing of goods; not lined or heat-insulated	11.453	351.058	53.967	1.055.511
73101010	Tanks, casks, drums, cans, boxes and similar containers, for any material, of iron or steel; of a capacity ≥ 50 l but ≤ 300 l; of tinplate	585.117	1.972.523	50.825	157.478
73101091	Tanks, casks, drums, cans, boxes and similar containers, for any material, of iron or steel; of a capacity ≥ 50 l but ≤ 300 l; casting, forging or stamping, in the rough state	111	2.547	939	3.377
73101099	Tanks, casks, drums, cans, boxes and similar containers, for any material, of iron or steel; of a capacity ≥ 50 l but ≤ 300 l; other than casting, forging or stamping, in the rough state	270.099	2.704.196	434.739	4.805.942
73102111	Cans which are to be closed by soldering or crimping, of iron or steel; of a capacity < 1 l; of tinplate	-	1	-	1
73102119	Cans which are to be closed by soldering or crimping, of iron or steel; of a capacity < 1 l; other than of tinplate	14.172	166.764	54.087	706.189
73102191	Cans which are to be closed by soldering or crimping, of iron or steel; of a capacity ≥ 1 l but < 50 l; of tinplate	7.078	67.191	31.620	299.391
73102199	Cans which are to be closed by soldering or crimping, of iron or steel; of a capacity ≥ 1 l but < 50 l; other than of tinplate	393	122.707	10.103	386.389
73102911	Tanks, casks, drums, cans, boxes and similar containers, for any material, of iron or steel; other than cans which are to be closed by soldering/crimping; of a capacity < 1 l; of tinplate	-	131	-	816
73102919	Tanks, casks, drums, cans, boxes and similar containers, for any material, of iron or steel; other than cans which are to be closed by soldering/crimping; of a capacity < 1 l; other than of tinplate	46.296	342.693	212.011	1.451.675
73102991	Tanks, casks, drums, cans, boxes and similar containers, for any material, of iron or steel; other than cans which are to be closed by soldering/crimping; of a capacity ≥ 1 l but < 50 l; of tinplate	56	26.056	327	113.900

Tabel 3 : Ekspor Indonesia menurut Komoditi (Kode HS 8 digit)

September 2022

Kode H S	Uraian golongan barang	Berat bersih (Kg)		Nilai F.O.B. (U S \$)	
		Bulan ini	Kumulatif	Bulan ini	Kumulatif
(1)	(2)	(3)	(4)	(5)	(6)
73102999	Tanks, casks, drums, cans, boxes & similar, for any material, of iron/steel; oth than cans which are to be closed by soldering; of a capacity ≥ 1 l but < 50 l; n.e.c. in heading 7310	1.284	129.251	10.741	976.757
73110024	Seamless steel cylinders; of a capacity of 30 l or more, but less than 110 l, for Liquefied Petroleum Gas (LPG)	-	54.350	-	41.665
73110025	Seamless steel cylinders; of a capacity of 30 l or more, for Liquefied Petroleum Gas (LPG)	-	13.421	-	19.485
73110026	Seamless steel cylinders; of a capacity of less than 30 l	536	38.642	2.672	81.729
73110027	Seamless steel cylinders; of a capacity of ≥ 30 l but < 110 l; other than for Automotive Compressed Natural Gas (CNG) or Liquefied Natural Gas (LNG); other than for Liquefied Petroleum Gas (LPG)	-	47.005	-	144.830
73110029	Seamless steel cylinders; other than those of HS 73110021 - 73110027	12.796	319.294	17.644	170.630
73110091	Containers for compressed or liquefied gas, of iron or steel; other than seamless steel cylinders; of a capacity not exceeding 7.3 l	-	10	-	938
73110094	Containers for compressed or liquefied gas, of iron or steel; other than seamless steel cylinders; of a capacity of 30 l or more, but less than 110 l	-	9.840	-	21.800
73110099	Containers for compressed or liquefied gas, of iron or steel; other than seamless steel cylinders; of a capacity of 110 l or more	615.644	1.127.953	865.212	2.233.850
73121010	Stranded wire, ropes and cables, of iron or steel, not electrically insulated; locked coils, flattened strands and non-rotating wire ropes	-	893.422	-	969.567
73121020	Stranded wire, ropes and cables, of iron or steel, not electrically insulated; plated or coated with brass and of a diameter not exceeding 3 mm	3.238.363	43.301.768	6.611.577	85.802.513
73121030	Stranded wire, ropes and cables, of iron or steel, not electrically insulated; plated or coated with aluminium	79	1.180	2.243	31.804
73121091	Stranded wire, ropes and cables, of iron or steel, not electrically insulated; other than subheading 731210; stranded steel wire for prestressing concrete	9.260	556.107	15.446	662.417
73121099	Stranded wire, ropes and cables, of iron or steel, not electrically insulated; other than subheading 731210; other than stranded steel wire for prestressing concrete	13.424	294.485	63.663	1.390.215
73129000	Plaited bands, slings and the like, of iron or steel, not electrically insulated	988.748	9.506.178	2.825.633	28.257.774
73130000	Barbed wire of iron or steel; twisted hoop or single flat wire, barbed or not, and loosely twisted double wire, of a kind used for fencing, of iron or steel	109.023	1.828.977	212.745	3.343.616
73141200	Woven cloth; endless bands for machinery, of stainless steel	3	89	28	10.098
73141400	Other woven cloth, of stainless steel	145	2.383	3.427	61.805
73141910	Woven cloth; endless bands for machinery other than of stainless steel	28	53	22	293
73141990	Other woven cloth, other than of stainless steel	49	3.766	1.604	12.382
73142000	Grill, netting and fencing cloth, welded at the intersection, of wire with a maximum cross-sectional dimension of 3 mm or more and having a mesh size of 100 cm ² or more	60.541	93.442	58.702	393.270
73143900	Other grill, netting and fencing cloth of iron or steel wire, welded at the intersection; other than plated or coated with zinc	1	20.503	711	24.674
73144100	Other cloth, grill, netting and fencing of iron or steel wire; plated or coated with zinc	152.536	1.350.608	267.047	2.336.681
73144200	Other cloth, grill, netting and fencing of iron or steel wire; coated with plastics	24.266	194.339	48.964	394.005
73144900	Other cloth, grill, netting and fencing of iron or steel wire; other than plated or coated with zinc; other than coated with plastic	100.658	835.158	216.943	1.325.676
73145000	Expanded metal of iron or steel	-	294	-	5.667

Tabel 3 : Ekspor Indonesia menurut Komoditi (Kode HS 8 digit)

September 2022

Kode H S	Uraian golongan barang	Berat bersih (Kg)		Nilai F.O.B. (U S \$)	
		Bulan ini	Kumulatif	Bulan ini	Kumulatif
		(1)	(2)	(3)	(4)
73151110	Articulated link chain and parts thereof; bicycle or motorcycle roller chain of iron or steel	1.213	18.203	30.528	171.207
73151191	Articulated link chain and parts thereof; transmission type roller chain, of a pitch length of not less than 6 mm and not more than 32 mm of iron or steel	-	332	-	24.263
73151199	Articulated link chain and parts thereof; transmission type roller chain, of a pitch length more than 32 mm of iron or steel	8.134	19.871	137.732	289.949
73151210	Articulated link chain and parts thereof; bicycle or motorcycle non roller chain of iron or steel	3	68	14	191
73151290	Articulated link chain and parts thereof; other than bicycle or motorcycle non roller chain of iron or steel	2.468	11.142	3.375	68.981
73151910	Articulated link chain and parts thereof; parts of bicycle or motorcycle chain	-	829	-	8.295
73151990	Articulated link chain and parts thereof; parts of other than bicycle or motorcycle chain	-	1.831	-	53.432
73152000	Skid chain of iron or steel	878	3.573	7.861	28.162
73158100	Stud-link chain of iron or steel	-	233.272	-	484.482
73158200	Chain of iron or steel; other than articulated link chain; other than stud-link chain; welded link	-	210	-	30.653
73158910	Chain of iron or steel; other than articulated link chain; other than in subheading of 731581 and 731582; bicycles or motorcycle chain	-	888	-	8.330
73158990	Chain of iron or steel; other than articulated link chain; other than in subheading of 731581 and 731582; other than bicycles or motorcycle chain	1.217	7.952	3.965	36.139
73159020	Parts of bicycle or motorcycle chain of iron or steel	25	41	125	173
73159090	Parts of chain of iron or steel; other than parts of bicycle or motorcycle chain	538.454	4.242.375	1.840.739	14.142.275
73160000	Anchors, grapnels and parts thereof, of iron or steel	20.001	454.533	16.304	509.496
73170010	Wire nails of iron or steel	69	180	25	677
73170020	Staples of iron or steel	-	507	-	666
73170030	Dog spikes for rail sleepers; gang nails, of iron or steel	-	2.500	-	16.250
73170090	Nails, tacks, drawing pins, corrugated nails, staples & similar articles, of iron/ steel, whether/ not with heads of other material; other than wires nails, staples, dog spikes for sleepes, gang nails	156	54.740	803	61.681
73181100	Threaded articles; coach screws	2	885	161	27.697
73181210	Threaded articles; other wood screws having a shank of an external diameter not exceeding 16 mm	10	23	240	246
73181290	Threaded articles; other wood screws having a shank of an external diameter exceeding 16 mm	1.361	19.572	1.378	79.206
73181300	Threaded articles; screw hooks and screw rings	23	2.031	2.093	32.454
73181410	Threaded articles; self-tapping screws, having a shank of an external diameter not exceeding 16 mm	10.791	83.282	49.479	349.283
73181490	Threaded articles; self-tapping screws, having a shank of an external diameter exceeding 16 mm	3.660	111.851	24.621	791.986
73181510	Threaded articles; other screws and bolts, whether or not with their nuts or washers, having a shank of an external diameter not exceeding 16 mm	334.318	2.484.257	1.152.936	8.432.532
73181590	Threaded articles; other screws and bolts, whether or not with their nuts or washers, having a shank of an external diameter exceeding 16 mm	832.675	8.084.688	6.472.008	53.268.833
73181610	Threaded articles; nuts, whether or not with their nuts or washers, having a shank of an external diameter not exceeding 16 mm	182.211	1.496.486	1.415.257	12.221.333
73181690	Threaded articles; nuts, whether or not with their nuts or washers, having a shank of an external diameter exceeding 16 mm	47.761	454.924	483.265	3.470.289
73181910	Threaded articles; having a shank of an external diameter not exceeding 16 mm; other than those of subheading 731811 - 731816	238.732	3.391.352	37.032	428.019

Tabel 3 : Ekspor Indonesia menurut Komoditi (Kode HS 8 digit)

September 2022

Kode H S	Uraian golongan barang	Berat bersih (Kg)		Nilai F.O.B. (U S \$)	
		Bulan ini	Kumulatif	Bulan ini	Kumulatif
		(1)	(2)	(3)	(4)
73181990	Threaded articles; having a shank of an external diameter exceeding 16 mm; other than those of subheading 731811 - 731816	3.523	33.736	194.780	527.009
73182100	Non-threaded articles; spring washers and other lock washers	2.821	14.289	42.778	407.317
73182200	Non-threaded articles; other washers	34.059	204.717	289.140	2.443.618
73182310	Non-threaded articles; rivets having an external diameter not exceeding 16 mm	906	2.941	5.916	23.608
73182390	Non-threaded articles; rivets having an external diameter exceeding 16 mm	474	4.116	10.748	68.249
73182400	Non-threaded articles; cotters and cotter-pin	8.520	41.081	179.524	505.598
73182910	Non-threaded articles; having a shank of an external diameter not exceeding 16 mm; other than those of subheading 731821 - 731824	13.518	96.530	134.765	820.683
73182990	Non-threaded articles; having a shank of an external diameter exceeding 16 mm; other than those of subheading 731821 - 731824	115.159	811.476	563.898	4.139.652
73194010	Safety pins	6.728	49.326	8.509	67.354
73194020	Other pins	950	8.504	9.767	84.051
73199010	Sewing, darning or embroidery needles	4	148	9	17.565
73199090	Other sewing needles, knitting needles, bodkins, crochet hooks, embroidery stiletos and similar articles, for use in the hand, of iron or steel; safety pins and other pins of iron or steel, NEC	476	2.666	7.201	74.685
73201011	Leaf-springs and leaves; suitable for use on motor vehicles of heading 8702, 8703 or 8704	3.619.816	34.236.240	6.731.670	68.842.235
73201012	Leaf-springs and leaves; suitable for use on other motor vehicles	219.390	1.539.784	547.394	3.831.536
73201019	Springs and leaves for springs suitable for use on machinery of heading 8429 or 8430	40.086	270.451	72.412	447.502
73201090	Other leaf-springs and leaves	97.072	1.724.227	223.102	3.175.507
73202011	Helical springs for motor vehicles	95.127	574.619	702.368	3.468.057
73202012	Helical springs for earth-moving machinery	-	236	-	2.636
73202019	Helical springs; suitable for use on motor vehicles or machinery of heading 8429 or 8430; other than for motor vehicles or earth-moving machinery	2.561	13.676	34.053	194.947
73202090	Helical springs; not suitable for use on motor vehicles or machinery of heading 8429 or 8430	24.779	740.553	121.445	2.494.165
73209010	Other springs and leaves for springs, of iron or steel; suitable for use on motor vehicles	3.286	17.058	31.238	190.606
73209090	Other springs and leaves for springs, of iron or steel; not suitable for use on motor vehicles	327.199	1.722.686	712.132	4.196.938
73211100	Cooking appliances and plate warmers; for gas fuel or for both gas and other fuels	111.522	867.253	663.194	5.948.575
73211200	Cooking appliances and plate warmers; for liquid fuel	8.526	49.370	59.706	250.585
73211910	Cooking appliances and plate warmers; for solid fuel	55	55	2.000	2.000
73211990	Cooking appliances and plate warmers; other than for gas/gas and both gas & other/liquid/solid fuel	1.122	16.734	12.679	101.789
73218100	Other appliances; for gas fuel or for both gas and other fuels	135	135	571	571
73218200	Other appliances; for gas liquid fuel	7	912	27	2.432
73218900	Other appliances; other than for gas fuel or for both gas and other fuels/liquid fuel; including appliances for solid fuel	-	34	-	82
73219010	Parts of kerosene stoves	2.684	53.834	9.605	201.350
73219021	Parts of cooking appliances and plate warmers using gas fuel; burner; components made by stamping or pressing processes	-	51.019	-	130.744
73219029	Parts Of cooking appliances and plate warmers using gas fuel; other than burner; components made by stamping or pressing processes	10.592	128.324	35.519	365.962
73219090	Other parts of stoves, ranges, grates, cookers, barbecues, braziers, gas-rings, plate warmers & similar non-electric domestic appliances, of iron/steel	297	8.036	6.041	76.618

Tabel 3 : Ekspor Indonesia menurut Komoditi (Kode HS 8 digit)

September 2022

Kode H S	Uraian golongan barang	Berat bersih (Kg)		Nilai F.O.B. (U S \$)	
		Bulan ini	Kumulatif	Bulan ini	Kumulatif
		(1)	(2)	(3)	(4)
73221100	Radiators and parts thereof; of cast iron	-	85	-	858
73221900	Radiators and parts thereof; other than cast iron	31	131	635	1.281
73229000	Air heaters & hot air distributors (incl distributors which can also distribute fresh/conditioned air), not electrically heated, incorporating a motor-driven fan/blower, & parts thereof, of iron/steel	113	14.090	173	66.531
73231000	Iron or steel wool; pot scourers and scouring or polishing pads, gloves and the like	5.264	94.412	23.674	452.629
73239110	Kitchenware and parts thereof; of cast iron, not enamelled	91.898	196.338	55.893	210.930
73239120	Ashtrays and parts thereof; of cast iron, not enamelled	-	6	-	59
73239190	Household articles other than kitchenware and ashtrays and parts thereof; of cast iron, not enamelled	82	13.248	800	142.566
73239200	Household articles and parts thereof; of cast iron, enamelled	5.086	77.420	30.647	590.411
73239310	Kitchenware and parts thereof; of stainless steel	64.596	470.276	542.782	4.799.964
73239390	Household articles other than kitchenware and ashtrays and parts thereof; of stainless steel	26.766	372.427	378.484	5.152.651
73239400	Household articles and parts thereof; of iron (other than cast iron) or steel, enamelled	53.512	1.032.750	404.472	7.450.050
73239910	Kitchenware; of iron other than stainless steel and cast iron	26.906	124.058	38.535	191.788
73239990	Tableware, kitchenware or other household articles and parts thereof; of iron other than stainless steel and cast iron	21.727	984.645	83.312	4.527.132
73241010	Kitchen sinks; of stainless steel	995	11.980	8.209	102.626
73241090	Wash basins; of stainless steel	11.692	65.744	147.236	684.844
73242110	Bathtubs having rectangular or oblong interior shape; of cast iron, whether or not enamelled	150	606	2.117	5.905
73242190	Bathtubs having other than rectangular or oblong interior shape; of cast iron, whether or not enamelled	0	115	6	261
73242990	Bathtubs having other than rectangular or oblong interior shape; of not cast iron, whether or not enamelled	-	16.454	-	219.143
73249010	Flushing water closets or urinals (fixed type)	936	8.691	6.297	55.592
73249091	Parts of kitchen sinks or bathtubs	180	13.442	2.016	9.327
73249099	Other sanitary ware and parts thereof; of iron or steel other than sinks and wash basins, baths, flushing water closets (fixed type)	7.394	35.054	109.407	528.843
73251020	Manhole covers, gratings and frames therefor; of non-malleable cast iron	12.652	70.318	24.665	134.329
73251090	Other cast articles of iron or steel; of non-malleable iron other than manhole covers, gratings, frames therefor, spouts and cups for latex collection	1.180	124.388	7.373	1.118.586
73259920	Manhole covers, gratings and frames therefor; of non-malleable cast iron	-	30	-	15
73259990	Manhole covers, gratings and frames therefor; of malleable cast iron	190.090	946.383	464.637	2.495.663
73261100	Grinding balls and similar articles for mills forged or stamped, but not further worked	4.000.000	11.007.126	4.866.075	14.675.490
73261900	Other articles of iron or steel, other than grinding balls and similar articles for mills, forged or stamped but not further worked	1.236.031	8.993.919	7.572.921	77.827.918
73262050	Poultry cages and the like; of iron or steel wire	2	31.288	53	53.333
73262060	Rat traps; of iron or steel wire	-	345	-	3.875
73262070	Wire mesh curtain and blinds; of iron or steel wire	116	1.948	1.044	13.647
73262090	Articles of iron or steel wire other than poultry cages and the like or rat traps or wire mesh curtain and blinds	1.782.397	17.761.528	3.351.883	30.950.772
73269010	Ships' rudders; of iron or steel	450	4.278	1.132	27.257
73269020	Spouts and cups for latex collection; of iron or steel	-	58	-	5.283
73269030	Stainless steel clamp assemblies with rubber sleeves of a kind used for hubless cast iron pipes and pipe fittings; of iron or steel	18.181	110.480	1.062.221	1.816.239
73269060	Bunsen burners ; of iron or steel	10	20	966	991
73269070	Horseshoes; riding boot spurs; of iron or steel	3.203	19.023	343.203	1.817.781
73269091	Cigarette cases and boxes; of iron or steel	72.000	516.062	70.590	841.037

Tabel 3 : Ekspor Indonesia menurut Komoditi (Kode HS 8 digit)

September 2022

Kode H S	Uraian golongan barang	Berat bersih (Kg)		Nilai F.O.B. (U S \$)	
		Bulan ini	Kumulatif	Bulan ini	Kumulatif
(1)	(2)	(3)	(4)	(5)	(6)
73269099	Other articles of iron or steel, n.e.c. in heading 7326	692.624	11.576.305	3.323.014	47.671.907
74010010	Copper mattes	1.697.438	10.361.162	2.014.726	11.231.143
74031100	Cathodes and sections of cathodes; of refined copper	12.789.641	147.186.690	99.951.239	1.332.657.271
74031900	Copper alloys; unwrought	75.012	225.990	552.578	1.924.524
74032100	Copper-zinc base alloys (brass)	882.169	10.001.307	4.689.473	63.315.631
74032200	Copper-tin base alloys (bronze)	89.313	1.042.035	709.697	8.916.678
74032900	Copper alloys; other than brass or bronze or master alloys of heading 7405	-	36.805	-	467.565
74040000	Copper waste and scrap	1.500.180	22.096.597	10.652.327	190.488.662
74061000	Copper powders; of non-lamellar structure	-	1	-	11
74062000	Copper flakes; of lamellar structure	34.119	117.382	253.326	956.755
74071030	Profiles; of refined copper	22.723	181.131	201.731	1.778.112
74071049	Bars and rods other than square or rectangular cross-section; of refined copper	517.592	3.820.443	4.176.056	35.926.081
74072100	Bars, rods and profiles, of copper-zinc base alloys (brass)	471.375	5.873.707	3.901.770	52.366.067
74072900	Bars, rods and profiles, of copper alloys other than copper-zinc base alloys (brass)	160	408.106	3.963	2.822.698
74081120	Copper wire which the maximum cross-sectional dimension does not exceed 8 mm; of refined copper	25.037	6.581.543	186.591	66.696.384
74081130	Copper wire which the maximum cross-sectional dimension exceed 8 mm but not exceed 14 mm; of refined copper	1.526.783	11.265.244	12.357.215	104.605.835
74081190	Copper wire which the maximum cross-sectional dimension does exceed 14 mm; of refined copper	1.582.966	12.091.495	11.503.767	102.709.810
74081910	Copper wire plated or coated with gold or silver; of refined copper	-	2	-	19
74081990	Copper wire of refined copper of which the maximum cross-sectional dimension ≤ 6 mm other than plated or coated with gold or silver	2.384.238	20.497.944	20.646.215	201.872.820
74082100	Copper wire of copper-zinc base alloys (brass); of cooper alloys	185.800	1.512.065	1.397.795	12.826.421
74082200	Copper wire of copper-nickel base alloys (cupro-nickel)/copper-nickel-zinc base alloys (nickel silver); of cooper alloys	-	5	-	36
74082910	Copper wire of copper-tin base alloys (brass); of cooper alloys	22	26	500	670
74082990	Copper wire of cooper alloys other than brass or cupro-nickle or nickle-silver or bronze	12.778	559.986	30.912	4.735.931
74091100	Copper plates, sheets and strip of a thickness exceeding 0.15 mm; of refined copper, in coils	-	741	-	32.170
74091900	Copper plates, sheets and strip of a thickness exceeding 0.15 mm; of refined copper, not in coils	546	9.146	8.518	87.477
74092100	Copper plates, sheets and strip of a thickness exceeding 0.15 mm; of copper-zinc base alloys (brass), in coils	7.770	476.773	53.125	4.580.784
74092900	Copper plates, sheets and strip of a thickness exceeding 0.15 mm; of copper-zinc base alloys (brass), not in coils	1.193	13.263	19.771	189.766
74093100	Copper plates, sheets and strip of a thickness exceeding 0.15 mm; of copper-tin base alloys (bronze), in coils	3.274	3.274	19.823	19.823
74093900	Copper plates, sheets and strip of a thickness exceeding 0.15 mm; of copper-tin base alloys (bronze), not in coils	2.507	24.052	21.011	230.346
74094000	Copper plates, sheets and strip of a thickness exceeding 0.15mm; of copper-nickel base alloys (cupro-nickel) or copper-nickel-zinc base alloys (nickel silver)	52	628	18.480	224.256
74099000	Copper plates, sheets and strip, of a thickness exceeding 0.15mm; of copper alloys	3	156	21.059	111.033
74101110	Copper clad laminate for manufacturing printed circuit boards of a thickness (excluding any backing) not exceeding 015 mm; of refined copper, not backed	0	20.172	0	205.535
74101190	Copper clad laminate for manufacturing printed circuit boards of a thickness (excluding any backing) exceeding 015 mm; of refined copper, not backed	-	7.149	-	79.345

Tabel 3 : Ekspor Indonesia menurut Komoditi (Kode HS 8 digit)

September 2022

Kode H S	Uraian golongan barang	Berat bersih (Kg)		Nilai F.O.B. (U S \$)	
		Bulan ini	Kumulatif	Bulan ini	Kumulatif
(1)	(2)	(3)	(4)	(5)	(6)
74101200	Copper foil (whether or not printed) not backed with paper, paperboard, plastics or similar backing materials), of a thickness (excluding any backing) not exceeding 015 mm; of copper alloys	-	15	-	187
74102100	Copper foil (whether or not printed or backed with paper, paperboard, plastics or similar backing materials), of a thickness (excluding any backing) not exceeding 015 mm; of refined copper	-	15	-	391
74102200	Copper foil (whether or not printed or backed with paper, paperboard, plastics or similar backing materials), of a thickness (excluding any backing) not exceeding 015 mm; of copper alloys, backed	1	48.880	0	362.032
74111000	Copper tubes and pipes; of refined copper	131.910	335.700	6.895	1.083.507
74112100	Copper tubes and pipes of copper alloys; of copper-zinc base alloys (brass)	-	6	-	12.141
74112200	Copper tubes and pipes; of copper alloys of copper-nickel base alloys (cupro-nickel) or copper-nickel- zinc base alloys (nickel-silver)	-	129	-	101
74112900	Copper tubes and pipes; of copper alloys of other than copper-zinc, copper-nickel base alloys (cupro-nickel) or copper-nickel-zinc base alloys (nickel-silver))	132.239	138.988	10.448	18.041
74121000	Copper tube or pipe fittings; of refined copper	-	10	-	740
74122020	Hose fittings, copper tube or pipe fittings; of copper alloys	-	3.047	-	7.847
74122091	Tube or pipe fittings of copper-zinc base alloys (brass), other than hose fittings	2.475	114.330	34.552	1.848.322
74122099	Tube or pipe fittings other than of copper-zinc base alloys (brass), other than hose fittings	33.193	567.500	555.632	3.699.922
74130011	Cables; of copper not electrically insulated of a diameter not exceeding 2828 mm	1.198	3.105	22.000	44.269
74130019	Stranded wire, plaited bands and the like; of copper not electrically insulated Of a diameter not exceeding 2828 mm	-	18.791	-	114.011
74130091	Cables; of copper electrically insulated of a diameter exceeding 2828 mm	1.525	2.590	11.178	14.170
74130099	Stranded wire, plaited bands and the like; of copper electrically insulated of a diameter exceeding 2828 mm	315	404	3.364	5.081
74151010	Nails (other than those of heading 8305); of copper or of iron or steel with heads of copper	30	1.442	20	592
74151020	Staples (other than those of heading 8305); of copper or of iron or steel with heads of copper	-	8	-	29
74151090	Tacks, drawing pins (other than those of heading 8305); of copper or of iron or of steel with heads of copper	368	1.687	63.334	138.910
74152100	Washers (including spring washers) not threaded (other than those of heading 8305); of cooper	15	688	258	15.904
74152900	Rivets, cotters, cotter-pins and similar articles, not threaded (other than those of heading 8305); of cooper	11	28.304	450	48.055
74153310	Screws threaded (other than those of heading 8305); of copper	805	22.153	77.446	1.059.906
74153320	Bolts and nuts threaded (other than those of heading 8305); of copper	444	59.375	2.556	137.394
74153900	Other threaded articles (other than those of heading 8305 and 7514); of copper	986	23.611	11.009	85.078
74181010	Pot scourers and scouring or polishing pads, gloves and the like; of copper	-	49	-	689
74181030	Cooking or heating apparatus of a kind used for household purposes, non-electric and parts thereof; of copper	130	4.667	1.762	5.702
74181090	Other household articels and parts thereof; of copper	228	7.081	8.307	157.241
74182000	Sanitary ware and parts thereof; of copper	446	112.842	7.364	1.804.568
74192010	Chain and parts thereof, cast, moulded, stamped or forged, but not further worked; of copper	-	824	-	2.599
74192020	Reservoirs, tanks, vats and similar containers not fitted with mechanical or thermal equipment, cast, moulded, stamped or forged, but not further worked; of copper	-	678	-	941

Tabel 3 : Ekspor Indonesia menurut Komoditi (Kode HS 8 digit)

September 2022

Kode H S	Uraian golongan barang	Berat bersih (Kg)		Nilai F.O.B. (U S \$)	
		Bulan ini	Kumulatif	Bulan ini	Kumulatif
(1)	(2)	(3)	(4)	(5)	(6)
74192090	Articles of copper oth than chain & parts thereof or reservoirs or tanks or vats & similar containers not fitted with mechanical/thermal equipment; cast/moulded/stamped/forged, but not further worked	1	8.498	3	101.385
74198010	Chain and parts thereof of copper; other than cast, moulded, stamped or forged, but not further worked	-	10	-	4.409
74198021	Endless belt for machinery; of copper wire	-	11.712	-	295.129
74198029	Grill and netting; of copper wire	4.724	10.085	45.932	145.064
74198030	Springs of copper	538	2.111	3.716	33.597
74198040	Cigarette cases or boxes; of expanded metal of copper	-	1	-	825
74198050	Cooking or heating apparatus, other than of a kind used for domestic purposes, and parts thereof; of expanded metal of copper	2.816	3.446	1.117	4.742
74198060	Articles specially designed for use during religious rites; of expanded metal of copper	-	475	-	4.004
74198070	Electroplating anodes; capacity measures (other than for domestic use); of expanded metal of copper	-	38	-	2.293
74198080	Reservoirs, tanks, vats and similar containers not fitted with mechanical or thermal equipment of a capacity of 300 l or less; of expanded metal of copper	-	1	-	360
74198090	Other articles of copper n.e.c. of heading 7419	185	15.625	20.204	297.691
75011000	Nickel mattes	27.947.614	170.728.265	381.807.581	2.566.539.757
75012000	Nickel oxide sinters and other intermediate products; of nickel metallurgy	48.271.800	362.427.817	155.925.532	1.552.893.375
75030000	Nickel waste and scrap	6.339	848.667	28.526	4.869.049
75051200	Bars, rods and profiles; of nickel alloyed	-	757	-	21.539
75052100	Wire; of nickel not alloys	-	79	-	1.948
75052200	Wire; of nickel alloys	-	38.415	-	461.045
75061000	Plates, sheets, strip and foil; of nickel not alloyed	169	169	39	39
75062000	Plates, sheets, strip and foil; of nickel alloyed	29	176	2.143	14.702
75071200	Tubes and pipes; of nickel alloyed	-	197	-	24.877
75072000	Tube or pipe fittings; of nickel	31	3.187	3.129	7.664
75089030	Bolts and nuts; of nickel	10	2.113	160	8.796
75089050	Electroplating anodes, including those produced by electrolysis; of nickel	618	2.373	264.061	1.220.825
75089090	Other articles of nickel	6.360	985.955	676.654	6.505.398
76011000	Unwrought aluminium, not alloyed	10.000.000	37.276.812	24.154.000	101.106.374
76012000	Unwrought aluminium, alloyed	8.270.222	70.212.718	19.373.906	210.145.498
76020000	Aluminium waste and scrap	825.517	8.517.036	1.454.847	14.379.953
76031000	Aluminium powders; of non-lamellar structure	-	250	-	5.694
76032020	Aluminium powders; of lamellar structure	140.025	1.300.025	12.950	96.566
76041010	Bars and rods; of aluminium not alloyed	560	4.711	10.999	36.164
76041090	Profiles of aluminium not alloyed	47.651	1.359.599	182.648	5.633.307
76042110	Hollow profiles of a kind suitable for making cooling coils of motor vehicle air conditioning machines; of aluminium alloys	29	360	922	11.905
76042120	Aluminium spacers for doors and windows; of aluminium alloys	0	1.987	520	13.028
76042190	Other hollow profiles of aluminium alloys	634.948	8.856.225	2.677.473	38.480.975
76042910	Extruded bars and rods; of aluminium alloys	2.873.929	31.448.775	13.070.687	142.164.792
76042930	Y-shaped profiles for zip fasteners, in coils; of aluminium alloys	-	32	-	1.230
76042990	Other extruded bars, rods and profiles; of non aluminium alloys	9.996	386.035	47.050	1.687.788
76051100	Aluminium wire of which the maximum cross-sectional dimension exceeds 7 mm; of aluminium not alloyed	300.651	2.934.258	844.418	9.788.738
76051990	Other aluminium wire of aluminium not alloyed	162.514	1.068.016	626.501	4.471.685
76052100	Aluminium wire of which the maximum cross-sectional dimension exceeds 7 mm; of aluminium alloyed	-	6.343	-	25.269
76052990	Other aluminium wire; of aluminium alloyed	18.174	131.433	64.826	553.719

Tabel 3 : Ekspor Indonesia menurut Komoditi (Kode HS 8 digit)

September 2022

Kode H S	Uraian golongan barang	Berat bersih (Kg)		Nilai F.O.B. (U S \$)	
		Bulan ini	Kumulatif	Bulan ini	Kumulatif
		(1)	(2)	(3)	(4)
76061110	Aluminium plates, sheets and strip, of a thickness exceeding 0.2 mm; rectangular (including square) plain or figured by rolling or pressing, not otherwise surface treated; of aluminium not alloyed	61.296	4.996.280	212.484	20.523.450
76061190	Aluminium plates, sheets and strip, of a thickness not exceeding 0.2 mm; rectangular (including square) plain or figured by rolling or pressing, not otherwise surface treated; of aluminium not alloyed	139.433	670.448	610.835	2.876.505
76061220	Aluminium plates, not sensitised, of a kind used in the printing industry; of aluminium alloys, of a thickness exceeding 02 mm	55	922	1.680	11.177
76061233	Aluminium sheet, 5082 or 5182, exceeding 1 m in width in coils; of aluminium alloy, of a thickness exceeding 02 mm	-	52	-	180
76061235	Rectangular aluminium sheet of alloys, surface worked, of a thickness exceeding 0.2 mm	-	131	-	1.931
76061239	Rectangular aluminium sheet of alloys, not surface worked, of a thickness exceeding 0.2 mm	-	743	-	1.769
76061290	Rectangular aluminium strip of alloys, of a thickness exceeding 0.2 mm	232.785	1.273.718	745.289	4.697.099
76069100	Aluminium plates, sheets and strip, thickness exceeding 0.2mm, not rectangular, not alloyed	66	772	4.265	33.916
76069200	Aluminium plates, sheets and strip, thickness exceeding 0.2mm, not rectangular, of aluminium alloys	720.695	3.975.892	2.646.423	14.639.558
76071100	Aluminium foil rolled but not further worked of a thickness (excluding any backing) not exceeding 02 mmnn, not backed	2.029.148	10.342.311	9.311.199	47.243.692
76071900	Aluminium foil rolled but not further worked of a thickness (excluding any backing) exceeding 02 mmnn, not backed	85	289.156	327	1.676.988
76072010	Aluminium foil for thermal insulation, backed	92.405	843.773	568.232	4.663.559
76072091	Aluminium foil printed with patterns, or in gold or silver colour, backed	-	101	-	887
76072099	Aluminium foil not for thermal insulation, backed	5.821	136.350	53.668	929.006
76081000	Aluminium tubes and pipes; of aluminium, not alloyed	170	554	4.280	12.741
76082000	Aluminium tubes and pipes; of aluminium, alloys	232.251	1.614.773	1.404.747	9.480.008
76090000	Aluminium tube or pipe fittings (for example, couplings, elbows, sleeves)	7.328	116.220	35.921	554.043
76101010	Aluminium structure for doors & their frames & thresholds for doors	134.865	1.052.869	929.242	7.010.688
76101090	Aluminium structure for windows & their frames & thresholds for windows	86.317	1.028.282	468.249	4.674.473
76109030	Aluminium structure for internal or external floating roofs for petroleum storage tanks	-	3	-	1
76109091	Aluminium structure for Bridges and bridge-sections; towers or lattice masts	-	67.938	-	404.316
76109099	Other aluminium plates, rods, profiles, tubes and the like, prepared for use in structures	269.172	2.723.588	1.164.365	12.165.541
76110000	Aluminium reservoirs,tanks,vats&similar containers,for any material oth than compressed/liquefied gas, of a capacity>300 l, whether/not lined/ heat- insulated, not fitted wh mechanical/thermal equip	9.057	27.620	3.235	26.682
76121000	Aluminium collapsible tubular containers	7.715	46.174	136.655	648.042
76129010	Aluminium seamless containers of a kind suitable for fresh milk	-	78	-	501
76129090	Other aluminium casks, drums, cans, boxes and containersfor any material	866.180	7.495.374	3.615.893	35.361.394
76130000	Aluminium containers for compressed or liquefied gas	1.096	89.286	9.742	703.859
76141011	Cables with steel core of a diameter not exceeding 253 mm	-	194	-	1.338
76141019	Cables of aluminium not electrically insulated with steel core a diameter exceeding 28.28 mm	11.918	75.559	458.452	2.833.632
76141090	Stranded wire plaited bands and the like of aluminium not electrically insulated with steel core	-	1.271	-	11.536
76149011	Cables of aluminium not electrically insulated, without steel core of diameter not exceeding 25.3 mm	41.888	188.976	138.125	714.710

Tabel 3 : Ekspor Indonesia menurut Komoditi (Kode HS 8 digit)

September 2022

Kode H S	Uraian golongan barang	Berat bersih (Kg)		Nilai F.O.B. (U S \$)	
		Bulan ini	Kumulatif	Bulan ini	Kumulatif
(1)	(2)	(3)	(4)	(5)	(6)
76149012	Cables of aluminium, not electrically insulated without steel core a of diameter exceeding 25.3 mm but exceeding 28.28mm	8.727	8.727	89.701	89.701
76149019	Cables of aluminium not electrically insulated without steel core of a diameter exceeding 28.28 mm	0	59	6	4.378
76149090	Stranded wire plaited bands and the like of aluminium not electrically insulated without steel core	103.224	938.805	400.058	4.012.061
76151010	Pot scourers and scouring or polishing pads, gloves and the like; of aluminium	1	11	39	51
76151090	Tableware, kitchenware or Other household articles and parts thereof; of aluminium	153.061	1.275.346	889.238	10.106.574
76152020	Bedpans, urinals and chamber-pots; of aluminium	-	14	-	435
76152090	Other sanitary ware and parts thereof; of aluminium	508	47.318	4.300	159.390
76161010	Nails (other than those of heading 8305); of aluminium	-	397	-	11.734
76161020	Staples (other than those of heading 8305), hooks, bolts and nuts; of aluminium	2.205	3.466	13.003	23.669
76161090	tacks, screws,screw hooks, rivets, cotters, cotter-pins, washers and similar articles :of aluminium	1.271	14.491	42.680	455.419
76169100	Cloth, grill, netting and fencing; of aluminium wire	-	14.667	-	111.466
76169920	Ferrules of a kind suitable for use in the manufacture of pencils; of aluminium	-	2	-	994
76169930	Aluminium Slugs, round, of such dimension that the thickness exceeds one-tenth of the diameter	-	26	-	280
76169940	Bobbins, spools, reels and similar supports for textile yarn; of aluminium	53.870	381.631	12.644	71.453
76169951	Venetian blinds of aluminium	4.346	29.246	44.125	279.259
76169959	Blinds other than venetian blinds of aluminium	2	154	23	7.400
76169960	Spouts and cups of a kind used for latex collection; of aluminium	-	5	-	1
76169970	Cigarette cases or boxes; of aluminium	15	16	10	109
76169980	Expanded metal; of aluminium	9.435	62.754	61.395	479.582
76169990	Other articles of aluminium	225.583	1.324.288	1.385.462	9.765.491
78011000	Unwrought refined lead	256.119	256.119	518.488	518.488
78019100	Unrefined lead containing by weight antimony as the principal other element	-	506	-	1.012
78019900	Unrefined lead containing by weight antimony not as the principal other elemen	1.317.700	3.212.661	1.420.180	4.300.360
78041190	Lead sheets, strip and foil of a thickness exceeding 015 mm	-	20	-	2.158
78041900	Lead plates	-	22.129	-	68.342
78060020	Lead bars, rods, profiles and wire	20.550	248.247	257.210	4.777.376
78060030	Lead tubes, pipes and tube or pipe fittings (for example, couplings, elbows, sleeves)	-	2	-	958
78060040	Lead wool; washers; electroplating anodes	1.699	3.749	18.518	46.922
78060090	Other articles of lead	-	3.740	-	31.632
79011200	Unwrought zinc, not alloyed containing by weight less than 9999 % of zinc	206.514	1.017.195	617.884	2.989.357
79012000	Zinc alloys	174.040	1.118.082	460.139	3.047.729
79020000	Zinc waste and scrap	656.904	5.756.804	1.162.435	12.430.848
79031000	Zinc dust	345.260	4.294.066	710.951	13.242.729
79040000	Zinc bars, rods, profiles and wire	-	101.878	-	264.398
79050040	Zinc plates, sheets, strip and foil of a thickness not exceeding 015 mm	-	935	-	624
79050090	Zinc plates, sheets, strip and foil of a thickness exceeding 015 mm	-	3.393	-	9.925
79070030	Gutters, roof capping, skylight frames and other fabricated building components; of zinc	2.860	27.883	1.393	21.002
79070040	Tubes, pipes and tube or pipe fittings (for example couplings, elbows, sleeves); of zinc	-	10	-	140
79070092	Other household articles; of zinc	754	28.450	584	48.526
79070093	Electroplating anodes; stencil plates; nails, tacks, nuts, bolts, screws, rivets and similar fastening; zinc calots for the manufacture of batteries of zinc	36	4.388	422	11.836

Tabel 3 : Ekspor Indonesia menurut Komoditi (Kode HS 8 digit)

September 2022

Kode H S	Uraian golongan barang	Berat bersih (Kg)		Nilai F.O.B. (U S \$)	
		Bulan ini	Kumulatif	Bulan ini	Kumulatif
(1)	(2)	(3)	(4)	(5)	(6)
79070099	Other articles of zinc n.e.c. of subheading 7907	336.241	3.435.053	300.446	3.274.852
80011000	Unwrought tin, not alloyed	6.993.391	57.703.715	155.226.836	1.933.593.490
80012000	Unwrought tin, alloyed	-	2	-	74
80030010	Tin bars and rods for soldering	20.007	405.123	372.023	15.900.862
80070030	Tin foil (whether or not printed or backed with paper, paperboard, plastics or similar backing materials), of a thickness (excluding any backing) not exceeding 02 mm; powders and flakes	-	179	-	296
81019600	Wire; of tungsten (wolfram}	0	489	5	2.645
81019700	Waste and scrap; of tungsten (wolfram}	9.055	114.409	213.754	1.922.829
81019910	Bars and rods, other than those obtained simply by sintering; profiles, sheets, strip and foil; of tungsten (wolfram}	-	4	-	562
81021000	Powders of molybdenum	-	2	-	4
81029400	Unwrought molybdenum, including bars and rods obtained simply by sintering	-	7.560	-	130.410
81029600	Wire; of molybdenum	-	25	-	119
81033000	Waste and scrap; of tantalum	7.048	168.681	418.897	5.048.144
81042000	Waste and scrap of magnesium	156.640	502.428	303.098	1.291.724
81043000	Raspings, turnings and granules, graded according to size; powders of magnesium	162	162	497	497
81059000	Cobalt mattes and other intermediate products of cobalt metallurgy	-	1	-	1.200
81083000	Waste and scrap; of titanium	-	71.725	-	418.065
81089000	Other articles of titanium	61	13.740	2.912	45.806
81110010	Waste and scrap; of manganese	2.060.000	33.722.114	4.202.400	119.170.787
81122200	Waste and scrap; of chromium	-	160.970	-	364.607
81126100	Waste and scrap; of cadmium	2	4	114.744	166.594
81129900	Wrought vanadium, gallium, indium and niobium (columbium), and articles of these metals, including waste and scrap	-	0	-	245
81130000	Cermets and articles thereof, including waste and scrap	-	676	-	6.014
82011000	Hand tools; Spades and shovels	-	9.763	-	8.602
82013010	Hand tools; Hoes and rakes	-	6	-	44
82013090	Hand tools; Mattocks, picks	1.561	37.271	2.295	56.594
82014000	Hand tool; axes, bill hooks and similar hewing tools	1	21	8	592
82015000	Hand tool; Secateurs and similar one-handed pruners and shears (including poultry shears)	-	134	-	145
82016000	Hand tool; Hedge shears, two-handed pruning shears and similar two-handed shears	-	1	-	9
82019000	hand tools; forks, scythes, sickles, hay knives, timber wedges, and other hand tools of a kind used in agriculture, horticulture or forestry n.e.c. in heading 8201	546	8.206	7.257	100.639
82021000	Hand saws	191	751	1.815	4.226
82022000	Band saw blades	10	2.227	250	26.124
82023100	Circular saw blades (including slitting or slotting saw blades) with working part of steel	4.026	21.053	136.818	840.547
82023900	Circular saw blades (including slitting or slotting saw blades) with working part of materials other than steel	5.796	98.001	240.646	3.728.377
82024000	Chain saw blades	-	90	-	14.018
82029100	Straight saw blades, for working metal	4	140	2.438	5.442
82029910	Straight saw blades, not for working metal	-	1	-	1
82029990	Saw blades parts	108.512	774.443	1.131.226	8.912.304
82031000	Files, rasps and similar tools	17.085	200.410	189.881	1.390.872
82032000	Pliers (including cutting pliers), pincers, tweezers and similar tools	3.194	25.624	11.935	343.872
82033000	Metal cutting shears and similar tools	1	2.032	2	3.686
82034000	Pipe-cutters, bolt croppers, perforating punches and similar tools	32	1.614	1.159	34.885
82041100	Hand-operated spanners and wrenches; non-adjustable	1.216	8.106	15.506	135.082
82041200	Hand-operated spanners and wrenches; adjustable	1.611	14.401	18.568	74.876
82042000	Interchangeable spanner sockets, with or without handles	3.701	9.761	47.122	109.595

Tabel 3 : Ekspor Indonesia menurut Komoditi (Kode HS 8 digit)

September 2022

Kode H S	Uraian golongan barang	Berat bersih (Kg)		Nilai F.O.B. (U S \$)	
		Bulan ini	Kumulatif	Bulan ini	Kumulatif
(1)	(2)	(3)	(4)	(5)	(6)
82051000	Drilling, threading or tapping tools, hand operated	10.473	83.088	22.295	370.130
82052000	Hammers and sledge hammers	190	59.329	487	442.889
82053000	Planes, chisels, gouges and similar cutting tools for working wood	-	33	-	1.792
82054000	Screwdrivers	299	2.664	8.226	31.560
82055100	Household tools	494	7.160	8.641	81.666
82055900	Glaziers' diamondstools	4.219	58.207	91.125	1.150.796
82056000	Blow lamps	62	133	1.978	3.741
82057000	Vices, clamps and the like	13.390	52.979	109.956	745.151
82059000	Other hand tool including sets of articles of two or more subheadings of this heading	366	14.384	4.507	67.937
82060000	Tools of two or more of the headings 8202 to 8205, put up in sets for retail sale	1.357	20.102	11.760	147.593
82071300	Rock drilling or earth boring tools with working part of cermets	-	1.800	-	85.870
82071900	Rock drilling or earth boring tools without working part of cermets, interchangeable tools for hand tools including parts	22.392	79.050	738.129	2.029.845
82072000	Dies for drawing or extruding metal interchangeable tools for hand tools	218	65.089	34.571	978.187
82073000	Tools for pressing, stamping or punching interchangeable tools for hand tools	118.052	797.617	1.343.163	9.113.663
82074000	Tools for tapping or threading interchangeable tools for hand tools	45	1.774	4.996	92.248
82075000	Tools for drilling, other than for rock drilling interchangeable tools for hand tools	34.164	299.935	464.862	6.964.662
82076000	Tools for boring or broaching interchangeable tools for hand tools	23	754	12.237	216.390
82077000	Tools for milling interchangeable tools for hand tools	8.205	56.399	1.038.775	9.981.906
82078000	Tools for turning interchangeable tools for hand tools	33	324	10.356	67.492
82079000	Screw driving, interchangeable tools	29.860	636.514	347.068	5.861.073
82081000	Knives and cutting blades for metal working	76	81.133	4.671	260.837
82082000	Knives and cutting blades for wood working	128.182	1.114.046	1.156.880	9.848.769
82083000	Knives and cutting blades for kitchen appliances or for machines used by the food industry	59	3.332	1.230	25.900
82084000	Knives and cutting blades for agricultural, horticultural or forestry machines	3	745	100	2.238
82089000	Knives and cutting blades, other than for metal working or wood working or for kitchen appliances or machines used by the food industry or agricultural, horticultural or forestry machines	2.022	13.413	113.217	851.089
82090000	Plates, sticks, tips and the like for tools, unmounted, of cermets	482	3.452	44.643	276.018
82100000	Hand-operated mechanical appliances, weighing 10 kg or less, used in the preparation, conditioning or serving of food or drink	3.826	4.213	15.400	20.402
82111000	Sets of assorted articles knives with cutting blades, serrated or not other than knives of heading 8208	-	75	-	60
82119100	Table knives having fixed blades serrated or not other than knives of heading 8208	7.554	58.046	134.981	733.748
82119250	Knives having fixed blades of a kind used for agriculture, horticulture or forestry serrated or not other than knives of heading 8208	-	570	-	4.576
82119292	Hunting knives, diving knives and scouts' knives serrated or not other than knives of heading 8208	-	78.646	-	906.670
82119299	Knives having fixed blades excluding table knives or of a kind used for agriculture, horticulture or forestry or hunting, diving, and scouts' knives	5.432	6.286	77.409	124.986
82119321	Knives having other than fixed blades of a kind used for agriculture, horticulture or forestry with handle of base metal	-	37	-	19.668

Tabel 3 : Ekspor Indonesia menurut Komoditi (Kode HS 8 digit)

September 2022

Kode H S	Uraian golongan barang	Berat bersih (Kg)		Nilai F.O.B. (U S \$)	
		Bulan ini	Kumulatif	Bulan ini	Kumulatif
		(1)	(2)	(3)	(4)
82119329	Knives having other than fixed blades of a kind used for agriculture, horticulture or forestry with handle other than of base metal	73	2.134	803	11.558
82119330	Flick knives or spring knives; penknives with blades of 15 cm or more in length	14	115	163	9.340
82119390	Flick knives or spring knives; penknives with blades of 15 cm less in length	11	201	242	7.319
82119490	Blades for knives of a kind used other than for agriculture, horticulture or forestry	460	815	2.876	24.518
82119500	Knife handles of base metal	3	3.853	127	3.061
82121000	Razors	422	1.216	2.291	35.504
82122010	Double-edged razor blades	141	5.852	6.135	115.330
82122090	Safety razor blade blanks in strips	10	504	96	1.853
82130000	Scissors, tailors' shears and similar shears, and blades therefor	1.406	3.603	7.870	19.181
82141000	Paper knives, letter openers, erasing knives, pencil sharpeners and blades therefor	133	9.765	1.889	74.435
82142000	Manicure or pedicure sets and instruments (including nail files)	2	533	48	9.892
82149000	Hair clippers, butchers' or kitchen cleavers, choppers and mincing knives	9.199	17.998	4.268	65.212
82151000	Sets of assorted articles of kitchen and tableware containing at least one article plated with precious metal	3.552	6.752	10.450	30.910
82152000	Sets of assorted articles similar kitchen or tableware	15.278	103.026	184.003	1.173.136
82159100	Spoons, forks, ladles, skimmers, cake-servers, fish-knives, butter-knives, sugar tongs and similar kitchen or tableware plated with precious metal	3	164	3.325	3.966
82159900	Spoons, forks, ladles, skimmers, cake-servers, fish-knives, butter-knives, sugar tongs and similar kitchen or tableware not plated with precious metal	184.145	1.663.595	2.598.877	21.587.726
83011000	Padlocks (key, combination or electrically operated); of base metal	578	7.983	13.990	172.448
83012000	Locks of a kind used for motor vehicles; of base metal	43.506	407.217	857.372	6.234.500
83013000	Locks of a kind used for furniture; of base metal	279	2.779	2.124	23.961
83014010	Handcuffs; of base metal	-	3	-	136
83014020	Door locks; of base metal	1.779	9.973	2.689	182.510
83014090	Locks not used for motor vehicles or furniture other than handcuffs or door locks	473	9.687	7.927	191.317
83015000	Clasps and frames with clasps, incorporating locks; of base metal	110	6.761	1.210	6.949
83016000	Parts of padlocks and locks; of base metal	28.943	260.593	301.029	2.456.597
83017000	Keys presented separately of padlocks and lock; of base metal	2.276	13.519	197.738	980.056
83021000	Hinges; of base metal	20.443	155.052	244.198	1.891.527
83022010	Castors with mounting of base metal of a diameter (including tyres) exceeding 100 mm, but not exceeding 250 mm	-	0	-	2
83022090	Castors with mounting of base metal of a diameter (including tyres) exceeding 250 mm	4.955	46.828	32.313	289.759
83023010	Hasps suitable for motor vehicles; of base metal	0	123	1	4.733
83023090	mountings, fittings and similar articles suitable for motor vehicles; of base metal	113.439	1.417.082	872.925	7.553.627
83024131	Hasps suitable for building; of base metal	8	91	29	1.317
83024139	Bolts, hooks and eyes, staples of base metal, a kind suitable for building	20	112.391	104	565.904
83024190	Other mountings, fittings and similar articles of base metal suitable for buildings	235.975	2.504.178	1.064.492	11.254.217
83024220	Hasps; of base metal of a kind suitable for furniture	0	17	1	1.328
83024290	Bolts, hook sand eyes, staples; of base metal, a kind suitable for furniture	120.368	1.133.557	495.231	5.141.376
83024910	Mountings, fittings and similar articles; of base metal of a kind suitable for saddlery	29	300	255	17.108

Tabel 3 : Ekspor Indonesia menurut Komoditi (Kode HS 8 digit)

September 2022

Kode H S	Uraian golongan barang	Berat bersih (Kg)		Nilai F.O.B. (U S \$)	
		Bulan ini	Kumulatif	Bulan ini	Kumulatif
		(1)	(2)	(3)	(4)
83024991	Hasps of base metal a kind suitable for trunks, chests, caskets or the like	-	36	-	302
83024999	Base metal fittings and similar articles of a kind suitable for trunks, chests, caskets or the like	64.630	621.489	381.097	2.743.730
83025000	Hat-racks, hat-pegs, brackets and similar fixtures; of base metal	25.535	216.979	308.256	2.404.568
83026000	Automatic door closers; of base metal	16.160	144.079	86.144	769.771
83030000	Armoured or reinforced safes, strong-boxes and doors and safe deposit lockers for strong-rooms, cash or deed boxes and the like; of base metal	498.692	3.029.828	1.131.746	7.133.633
83040010	Filing cabinets and card-index cabinets; of base metal	1.121	45.546	4.519	70.997
83040091	Paper trays, paper rests, pen trays, office-stamp stands and similar office or desk equipment; of aluminium, other than office furniture of heading 9403	2.124	19.884	22.620	116.728
83040099	Paper trays, paper rests, pen trays, office-stamp stands and similar office or desk equipment; of base metal, other than office furniture of heading 9403	835	35.360	14.413	118.278
83051010	Fittings for double loop wire binders; of base metal	-	70	-	147
83051090	Fittings for loose-leaf binders or files other than for double loop wire binder; of base metal	33	1.110	354	5.129
83052010	Staples in strips of a kind for office use; of base metal	-	44	-	131
83052020	Staples in strips other than for office use (example, upholstery, packaging); of iron or steel	-	4.794	-	48.752
83052090	Staples in strips of base metal other than iron or steel, not a kind for office use	1	290	7	3.399
83059010	Paper clips; of base metal	45	928	35	2.125
83059090	Letter clips, letter corners, indexing tags and similar office articles, of base metal, including parts	0	11.873	2	42.803
83061000	Bells, gongs and the like, non-electric; of base metal	4.000	27.876	42.202	422.456
83062100	Statuettes and other ornaments plated with precious metals	4.367	21.437	13.512	127.502
83062910	Statuettes and other ornaments; of copper or of lead	44.980	243.060	323.737	2.255.713
83062920	Statuettes and other ornaments; of nickel	-	2	-	32
83062930	Statuettes and other ornaments; of aluminium	4.935	67.720	123.773	1.284.320
83062990	Statuettes and other ornaments; of iron or steel	104.395	821.171	650.474	6.977.232
83063010	Photograph, picture or similar frames, mirrors; of copper	910	6.440	8.692	35.414
83063091	Metallic mirrors reflecting traffic views at road intersections or sharp corners; of base metal	6.425	7.525	20.975	27.825
83063099	Photograph, picture or similar frames; mirrors made of basemetal other than copper	7.917	136.239	45.498	745.331
83071000	Flexible tubing with or without fittings; of iron or steel	412	85.009	10.454	678.705
83079000	Flexible tubing with or without fittings; of base metal other than of iron or steel	60	272	93	11.152
83081000	Hooks, eyes, eyelets used for clothing/clothingacc, footwear, jewellery, watches, books, awnings and leather; of base metal	2.549	33.013	70.296	785.442
83082000	Tubular or bifurcated rivets; of base metal	1	56	2	36.505
83089010	Beads including parts; of base metal	1.882	18.793	29.766	273.162
83089090	Clasps, frames with clasps, buckles, buckle-clasps; of base metal	6.583	79.453	143.818	1.864.339
83091000	Crown corks; of base metal	1.297	3.991	5.215	14.187
83099010	Capsules for bottles; of base metal	38	38	154	154
83099020	Top ends; of aluminium cans	32.324	309.021	192.270	1.907.851
83099060	Aerosol can ends; of tinplate	-	24	-	641
83099070	Other caps for cans; of base metal	153.673	727.935	286.413	1.808.768
83099081	Bottle caps, screw caps; of aluminium	-	124	-	3.650
83099089	Bungs for metal drums; bung covers; seals; case corner protectors; of aluminium	1.059	4.161	14.160	55.996
83099091	Bottle caps, screw caps; of base metal other than aluminium	2	18.362	75	98.822
83099092	Bungs for metal drums; bung covers; seals; case corner protectors; of base metal other than aluminium	23.547	103.330	133.444	601.140
83099099	Other packing accessories; of base metal	48.567	163.033	476.640	1.731.624

Tabel 3 : Ekspor Indonesia menurut Komoditi (Kode HS 8 digit)

September 2022

Kode H S	Uraian golongan barang	Berat bersih (Kg)		Nilai F.O.B. (U S \$)	
		Bulan ini	Kumulatif	Bulan ini	Kumulatif
(1)	(2)	(3)	(4)	(5)	(6)
83100000	Sign-plates, name-plates, address-plates and similar plates, numbers, letters and other symbols, of base metal, excluding those of heading 9405	469	6.774	18.030	86.250
83111010	Coated electrodes for electric arc-weldin; of base metal, in rolls	30.753	245.996	231.769	842.470
83111090	Coated electrodes , for electric arc-welding; of base metal in a forms other than rolls	385.178	4.231.398	878.601	10.244.573
83112021	Cored wire for electric arc-welding containing by weight 45 % or more of carbon and 20 % or more of chromium; of alloy steel, in rolls	75	75	647	647
83112029	Cored wire for electric arc-welding containing by weight 45 % or more of carbon and 20 % or more of chromium; of alloy steel, other than in rolls	-	6.869	-	31.282
83112090	Cored wire for electric arc-welding made of base metal other than alloy steel	998	24.328	3.193	686.428
83113021	Cored wire for soldering, brazing or welding by flame containing by weight 45 % or more of carbon and 20 % or more of chromium; of alloy steel, in rolls	11	314	306	1.069
83113029	Cored wire for soldering, brazing or welding by flame containing by weight 45 % or more of carbon and 20 % or more of chromium; of alloy steel, other than in rolls	204	7.940	312	15.938
83119000	Wire and rods of agglomerated base metal powder used for metal spraying	600	15.129	11.460	240.580
84021120	Watertube boilers with a steam production exceeding 45 t per hour not electrically operated other than central heating hot water	60	60	18.000	18.000
84021219	Watertube boilers with a steam production not exceeding 15 t per hour electrically operated other than central heating hot water	19.450	128.580	207.940	1.531.965
84021229	Watertube boilers with a steam production not exceeding 15 t per hour not electrically operated other than central heating hot water	-	15.070	-	81.145
84021919	Other vapour generating boilers including hybrid boilers other than central heating hot water with a steam production not exceeding 15 t per hour electrically operated	-	173	-	2.681
84021929	Other vapour generating boilers including hybrid boilers other than central heating hot water with a steam production not exceeding 15 t per hour not electrically operated	-	44.654	-	146.088
84029010	Boiler bodies, shells or casings, parts for Steam or other vapour generating boilers	-	14.008	-	149.947
84029090	Parts for steam or other vapour generating boilers other than boiler bodies, shells or casings	63.031	718.226	254.077	3.071.535
84031000	Boilers of central heating boilers other than those of heading 8402	51.500	160.414	318.000	1.110.094
84039090	Parts for central heating boilers other than Boiler bodies, shells or casings than those of heading 8402	50	1.090.910	39	6.522.136
84041019	Economisers, super-heaters and gas recoverers for steam or other vapour power units for use with boilers of heading 8402	2	539	300	15.153
84042000	Condensers for steam or other vapour power units for use with boilers of heading 8402 or 8403	-	765	-	8.846
84049019	Parts of auxiliary plant of goods of subheadings 84041011 and 84041019 other than bodies, shells or casings	-	4.550	-	12.948
84049090	Part for use condensers or Auxiliary plant of subheadings 8404.20.00	-	8.420	-	29.583
84051000	Producer gas or water gas generators, with or without their purifiers; acetylene gas generators and similar water process gas generators	-	33	-	680
84059000	Parts of producer gas or water gas generators, with or without purifiers; acetylene gas generators and similar	-	74	-	1.000

Tabel 3 : Ekspor Indonesia menurut Komoditi (Kode HS 8 digit)

September 2022

Kode H S	Uraian golongan barang	Berat bersih (Kg)		Nilai F.O.B. (U S \$)	
		Bulan ini	Kumulatif	Bulan ini	Kumulatif
(1)	(2)	(3)	(4)	(5)	(6)
84061000	Steam turbines and other vapour turbines for marine propulsion	-	2.314	-	75.851
84068290	Steam turbines and other vapour turbines of an output exceeding 5 MV but not exceeding 40 MW other than for marine propulsion	-	8.500	-	30.000
84069000	Parts of steam turbines and other vapour turbines	270	312.357	4.139	736.817
84071000	Spark-ignition reciprocating or rotary internal combustion piston engines for Aircraft	7.942	21.169	1.440.456	3.256.107
84072110	Spark-ignition reciprocating or rotary internal combustion a power not exceeding 2238 kW for outboard motors	-	98	-	250
84072190	Spark-ignition reciprocating or rotary internal combustion a power exceeding 2238 kW for outboard motors	-	1.898	-	53.138
84072920	Spark-ignition reciprocating or rotary internal combustion a power not exceeding 2238 kW for marine propulsion engine	29.141	124.392	454.747	1.868.905
84072990	Spark-ignition reciprocating or rotary internal combustion a power exceeding 2238 kW for marine propulsion engine	476	491	6.122	6.222
84073211	Spark-reciprocating piston engines of a kind used for the propulsion for vehicles of heading 8701 a cylinder capacity exceeding 50 cc but not exceeding 110 cc	-	2	-	10
84073212	Spark-reciprocating piston engines of a kind used for the propulsion for vehicles of heading 8711 of a cylinder capacity exceeding 50 cc but not exceeding 110 cc	-	64.106	-	1.383.460
84073219	Spark-reciprocating piston engines of a kind used for the propulsion for vehicles of Chapter 87 other than of heading 8701 and 8711 of a cylinder capacity exceeding 50 cc but not exceeding 110 cc	-	5	-	100
84073222	Spark-reciprocating piston engines of a kind used for the propulsion for vehicles of heading 8711 a cylinder capacity exceeding 110 cc but not exceeding 250 cc	1.128.575	8.294.238	14.634.610	112.695.741
84073229	Spark-reciprocating piston engines of a kind used for the propulsion for vehicles of Chapter 87 other than of heading 8701 and 8711 of a cylinder capacity exceeding 110 cc but not exceeding 250 cc	1.590	7.594	10.283	58.933
84073320	Spark-reciprocating piston engines of a kind used for the propulsion for vehicles of heading 8711 a cylinder capacity exceeding 250 cc but not exceeding 1,000 cc	110.010	1.047.553	2.473.991	22.998.312
84073390	Spark-reciprocating piston engines of a kind used for the propulsion for vehicles of Chapter 87 other than of heading 8701 and 8711 of a cylinder capacity exceeding 250 cc but not exceeding 1,000 cc	-	5	-	343
84073440	Full assembled sprak-reciprocating piston engines of a cylinder capacity not exceeding 1,100 cc for pedestrian controlled tractors	-	200	-	1.906
84073471	Full assembled spark- reciprocating piston engines of cylinder capacity not exceeding 2,000cc, for vehicles of Chapter 87	762.803	5.963.422	11.543.610	89.869.849
84073472	Full assembled spark- reciprocating piston engines of cylinder capacity exceeding 2,000cc but not exceeding 3,000 cc for vehicles of Chapter 87	91.242	1.872.384	1.050.388	18.210.094
84073473	Full assembled spark- reciprocating piston engines of cylinder capacity exceeding 3,000cc for vehicles of Chapter 87	106.080	658.935	1.150.893	6.413.783
84073494	Assembled not complete, spark-reciprocating piston engines cylinder capacity not exceeding 2,000 cc for vehicles of chapter 87	1.043.813	9.089.753	8.017.689	67.519.089
84079010	Other engines ; of a power not exceeding 1865 kw	-	50.082	-	38.059
84079090	Other engines ; otherthan of a power not exceeding 1865 and of a power exceeding 1865 kw but not exceeding 2238 kw	1	3.508	64	13.982
84081020	Marine propulsion engines ; of a power exceeding 2238 kw but not exceeding 100 kw	-	1.790	-	7.451

Tabel 3 : Ekspor Indonesia menurut Komoditi (Kode HS 8 digit)

September 2022

Kode H S	Uraian golongan barang	Berat bersih (Kg)		Nilai F.O.B. (U S \$)	
		Bulan ini	Kumulatif	Bulan ini	Kumulatif
(1)	(2)	(3)	(4)	(5)	(6)
84081030	Marine propulsion engines ; of a power exceeding 100 kw but not exceeding 750 kw	-	1.408	-	35.777
84081090	Marine propulsion engines ; otherthan of a power not exceeding 2238,exceeding 2238 kw but not exceeding 100 kw and exceeding 100 kw but not exceeding 750 kw	-	5.860	-	347.723
84082010	Fully assembled for vehicles of subheading 870110	-	9.536	-	96.329
84082021	Fully assembled other ; of a cylinder capacity not exceeding 2,000 cc	-	400	-	7.899
84082022	Fully assembled other ; of a cylinder capacity exceeding 2,000 cc but not exceeding 3500 cc	975	6.390	11.372	78.095
84082023	Fully assembled other ; of a cylinder capacity exceeding 3,500 cc	-	1.188	-	140
84082093	Engines of a kind used for the propulsion of vehicles of Chapter 87 ; other for vehicles of subheading 870110	-	150	-	1.402
84082096	Engines of a kind used for the propulsion of vehicles of Chapter 87 ; other of a cylinder capacity exceeding 3500 cc	-	80.198	-	919.087
84089010	Other engines ; of a power not exceeding 1865 kw	233	4.563	2.449	55.379
84089051	Other engines ; of a power exceeding 100 kw of a kind used for machinery of heading 8429 or 8430	273.698	1.660.372	4.883.368	29.605.376
84089059	Other engines ; of a power exceeding 100 kw otherthan of a kind used for machinery of heading 8429 or 8430 and of a kind used for railway locomotives or tramway vehicles	13.501	380.359	141.727	3.412.929
84089091	Other engines ; For machinery of heading 8429 or 8430	-	12.860	-	53.240
84089099	Other engines ; otherthan For machinery of heading 8429 or 8430 and of a kind used for railway locomotives or tramway vehicles	112.989	1.165.014	1.167.123	13.649.695
84091000	For aircraft engines	997	29.073	921.739	8.268.923
84099111	Carburettors and parts thereof ; for machinery of heading 8429 or 8430	189	4.032	5.264	84.762
84099112	Cylinder blocks ; crank cases ; for machinery of heading 8429 or 8430	100.903	850.476	517.896	5.187.647
84099113	Cylinder liners, with an internal diameter of 50 mm or more, but not exceeding 155 mm ; for machinery of heading 8429 or 8430	4.811	16.583	39.637	132.184
84099114	Other cylinder liners ; for machinery of heading 8429 or 8430	2.002	2.392	900	39.552
84099115	Cylinder heads and head covers ; for machinery of heading 8429 or 8430	8.875	41.396	40.692	438.514
84099116	Pistons, with an external diameter of 50 mm or more, but not exceeding 155 mm ; for machinery of heading 8429 or 8430	-	116	-	890
84099117	Other pistons ; for machinery of heading 8429 or 8430	33.333	186.375	900.399	4.710.426
84099118	Pistons rings and gudgeon pins ; for machinery of heading 8429 or 8430	21.666	174.576	1.223.197	10.125.935
84099119	Part of For machinery of heading 8429 or 8430	101.813	887.483	712.027	5.631.936
84099121	Carburettors and parts thereof ; for vehicles of heading 8701	13	893	363	7.659
84099122	Cylinder blocks crank cases ; for vehicles of heading 8701	1.011	1.011	1.000	1.000
84099129	Part of For vehicles of heading 8701	924	1.596	5.685	22.831
84099131	Carburettors and parts thereof ; for vehicles of heading 8711	17.123	67.686	338.166	1.563.432
84099132	Cylinder blocks crank cases ; for vehicles of heading 8711	3.806	47.106	23.255	510.862
84099134	Cylinder liners ; for vehicles of heading 8711	-	2.000	-	1.486
84099135	Cylinder heads and head covers ; for vehicles of heading 8711	6.607	243.073	99.518	3.205.654
84099137	Pistons For vehicles of heading 8711	6.443	65.601	154.934	2.213.458
84099138	Pistons rings and gudgeon pins ; for vehicles of heading 8711	2.071	11.722	98.324	791.162
84099139	Part of For vehicles of heading 8711	117.833	1.368.615	2.966.061	27.562.077
84099141	Carburettors and parts thereof ; for other vehicles of chapter 87	38.505	284.938	3.208.492	23.045.006
84099142	Cylinder blocks; crank cases ; for other vehicles of chapter 87	652.780	6.293.329	1.902.528	22.387.646
84099143	Cylinder liners, with an internal diameter of 50 mm or more, but not exceeding 155 mm ; for other vehicles of chapter 87	-	14	-	238
84099144	Other cylinder liners ; for other vehicles of chapter 87	17.870	86.935	125.734	656.752

Tabel 3 : Ekspor Indonesia menurut Komoditi (Kode HS 8 digit)

September 2022

Kode H S	Uraian golongan barang	Berat bersih (Kg)		Nilai F.O.B. (U S \$)	
		Bulan ini	Kumulatif	Bulan ini	Kumulatif
(1)	(2)	(3)	(4)	(5)	(6)
84099145	Cylinder heads and head covers ; for other vehicles of chapter 87	94.195	1.799.031	1.195.662	15.330.225
84099146	Pistons, with an external diameter of 50 mm or more, but not exceeding 155 mm ; for other vehicles of chapter 87	131	14.667	2.079	182.001
84099147	Other pistons ; for other vehicles of chapter 87	3.047	18.296	62.504	362.563
84099148	Piston rings and gudgeon pins ; for other vehicles of chapter 87	35.286	306.557	3.196.029	26.716.674
84099149	Part of for other vehicles of chapter 87	223.645	1.611.826	3.296.204	21.154.092
84099151	cylinder blocks ; crank cases ; For marine propulsion engines of a power not exceeding 2238 kW	2	186	101	64.090
84099152	Cylinder liners, with an internal diameter of 50 mm or more, but not exceeding 155 mm ; for marine propulsion engines of a power not exceeding 2238 kw	83	129	975	3.681
84099155	Other pistons ; For marine propulsion engines of a power not exceeding 2238 kW	6	62	283	1.533
84099159	Part of For marine propulsion engines ; of a power not exceeding 2238 kW	111.139	632.231	291.527	1.727.075
84099163	Other cylinder liners ; For marine propulsion engines of a power exceeding 2238 kW	-	1	-	377
84099164	Pistons, with an external diameter of 50 mm or more, but not exceeding 155 mm ; for marine propulsion engines of a power exceeding 2238 kw	-	13.964	-	20.006
84099171	Carburettors and parts thereof ; for other engines	20	142	2.181	12.457
84099172	Cylinder blocks; crank cases for other engines	8.302	20.024	57.501	149.152
84099177	Other pistons ; for other engines	1.853	13.057	5.250	113.532
84099179	Part of for other engines	68.197	601.491	959.861	7.981.955
84099911	Carburettors and parts thereof ; for engines of machinery of heading 8429 or 8430	1	20	77	562
84099912	Cylinder blocks; crank cases ; for engines of machinery of heading 8429 or 8430	-	40	-	1.419
84099913	Cylinder liners, with an internal diameter of 50 mm or more, but not exceeding 155 mm ; for engines of machinery of heading 8429 or 8430	-	267	-	7.035
84099914	Other cylinder liners ; for engines of machinery of heading 8429 or 8430	17	333	319	3.483
84099915	Cylinder heads and head covers ; for engines of machinery of heading 8429 or 8430	162	38.637	23.856	362.294
84099917	Other pistons ; for engines of machinery of heading 8429 or 8430	2.504	4.717	364	14.424
84099918	Piston rings and gudgeon pins ; for engines of machinery of heading 8429 or 8430	273	3.069	30.558	230.928
84099919	Part of For engines of machinery of heading 8429 or 8430	28	48.257	1.823	237.022
84099921	Carburettors and parts thereof ; for engines of vehicles of heading 8701	-	38	-	1.998
84099924	Other cylinder liners ; for engines of vehicles of heading 8701	-	3.300	-	251.656
84099925	Cylinder heads and head covers ; for engines of vehicles of heading 8701	87.709	995.205	291.144	3.071.497
84099929	Part of For engines of vehicles of heading 8701	81.066	534.625	867.341	5.574.685
84099931	Carburettors and parts thereof ; for engines of vehicles of heading 8711	1.145	10.503	21.088	195.240
84099932	Cylinder blocks; crank cases ; for engines of vehicles of heading 8711	-	758	-	10.963
84099934	Cylinder heads and head covers ; for engines of vehicles of heading 8711	23	25	3.422	3.956
84099936	Piston rings and gudgeon pins ; for engines of vehicles of heading 8711	9.664	73.570	82.638	5.828.495
84099938	Other cylinder liners and piston ; for engines of vehicles of heading 8711	-	180	-	4.019
84099939	Part of For engines of vehicles of heading 8711	7	707	113	10.643
84099941	Carburettors and parts thereof ; for engines of other vehicles of chapter 87	895	6.718	23.359	134.952

Tabel 3 : Ekspor Indonesia menurut Komoditi (Kode HS 8 digit)

September 2022

Kode H S	Uraian golongan barang	Berat bersih (Kg)		Nilai F.O.B. (U S \$)	
		Bulan ini	Kumulatif	Bulan ini	Kumulatif
(1)	(2)	(3)	(4)	(5)	(6)
84099942	Cylinder blocks; crank cases ; for engines of other vehicles of chapter 87	2.089.584	16.647.088	6.817.028	57.647.890
84099944	Other cylinder liners ; for engines of other vehicles of chapter 87	-	52	-	197
84099945	Cylinder heads and head covers ; for engines of other vehicles of chapter 87	21.836	1.104.746	139.755	6.261.839
84099946	Pistons, with an external diameter of 50 mm or more, but not exceeding 155 mm ; for engines of other vehicles of chapter 87	-	48	-	1.438
84099947	Other piston ; for engines of other vehicles of chapter 87	-	1	-	16
84099948	Piston rings and gudgeon pins ; for engines of other vehicles of chapter 87	12.534	101.680	903.411	8.216.442
84099949	Part of For engines of other vehicles of Chapter 87	270.326	2.753.566	4.352.326	45.689.604
84099953	Other cylinder liners ; for marine propulsion engines of a power not exceeding 2238 kw	-	14	-	95
84099954	Pistons, with an external diameter of 50 mm or more, but not exceeding 155 mm ; for marine propulsion engines of a power not exceeding 2238 kw	-	8	-	324
84099955	Other pistons ; for marine propulsion engines of a power not exceeding 2238 kw	-	861	-	1.785
84099959	Part of For marine propulsion engines of a power not exceeding 2238 kW ; for engines of vessels of chapter 89	16.109	18.299	3.117	6.432
84099961	Cylinder blocks ; crank cases ; For marine propulsion engines of a power exceeding 2238 kW	-	400	-	7.217
84099962	Cylinder liners, with an internal diameter of 50 mm or more, but not exceeding 155 mm ; for marine propulsion engines of a power exceeding 2238 kw	2.569.253	21.609.483	6.573.502	54.148.821
84099965	Other piston ; For marine propulsion engines of a power exceeding 2238 kW	-	450	-	339
84099969	Part of For marine propulsion engines of a power exceeding 2238 kW	210.752	1.678.404	2.635.256	18.670.517
84099971	Carburettors and parts thereof ; for other engines	197	1.578	1.457	12.579
84099972	Cylinder blocks; crank cases ; for other engines	-	2.743	-	40.830
84099974	Other cylinder liners ; for other engines	-	32	-	730
84099975	Cylinder heads and head covers ; for other engines	839.291	1.453.551	8.417.921	18.345.585
84099977	Other pistons ; for other engines	3.800	6.011	12.722	78.579
84099979	Part of for other engines	89.670	710.414	1.055.439	8.923.538
84101100	Hydraulic turbines and water wheels ; Of a power not exceeding 1,000 kW	-	3.596	-	96.450
84109000	Parts, including regulators	-	309	-	21.438
84111200	Turbo-jets ; Of a thrust exceeding 25 kN	10.000	112.115	20.000	2.607.360
84112100	Turbo propellers ; Of a power not exceeding 1,100 kW	-	2.210	-	785.899
84112200	Turbo propellers ; Of a power exceeding 1,100 kW	-	6.162	-	30.639
84118100	Other gas turbines ; Of a power not exceeding 5,000 kW	2.140	11.881	346.000	1.955.634
84118200	Other gas turbines ; Of a power exceeding 5,000 kW	5	49.913	400	22.972.907
84119100	Parts Of turbo-jets or turbo-propellers	197	5.642	93.027	5.430.556
84119900	Otherthan part Of turbo-jets or turbo-propellers	2.794	153.029	1.245.861	14.323.606
84121000	Reaction engines other than turbo-jets	27.000	27.000	16.080	16.080
84122100	Hydraulic power engines and motors ; linear acting (cylinders)	188.494	1.589.083	1.006.358	8.128.034
84122900	Hydraulic power engines and motors ; otherthan linear acting (cylinders)	107.296	259.730	1.582.343	3.633.258
84123100	Pneumatic power engines and motors ; linear acting (cylinder)	99	8.902	51	334.204
84123900	Pneumatic power engines and motors ; otherthan linear acting (cylinder)	215	10.207	1.615	111.726
84128000	Other engines and motors	-	2.382	-	16.352
84129010	Parts ; Of engines of subheading 841210	1.877	11.120	95.210	180.200
84129020	Parts ; For steam or other vapour power units incorporating boilers	4.439	13.498	136.569	675.328
84129090	Parts otherthan	7.392	94.475	96.261	2.328.938

Tabel 3 : Ekspor Indonesia menurut Komoditi (Kode HS 8 digit)

September 2022

Kode H S	Uraian golongan barang	Berat bersih (Kg)		Nilai F.O.B. (U S \$)	
		Bulan ini	Kumulatif	Bulan ini	Kumulatif
(1)	(2)	(3)	(4)	(5)	(6)
84131100	Pumps for dispensing fuel or lubricants, of the type used in filling-stations or in garages ; with a measuring device	1.408	5.696	26.449	110.802
84131910	Pumps fitted or designed to be fitted with a measuring device ; other electrically operated	1.329	6.840	47.024	417.020
84131920	Pumps fitted or designed to be fitted with a measuring device ; other not electrically operated	2.515	35.758	2.371	171.601
84132010	Hand pumps, other than those of subheading 841311 or 841319 ; water pumps	21.743	117.030	321.281	1.123.666
84132020	Hand pumps, other than those of subheading 841311 or 841319 ; breast pumps	287	1.326	5.525	26.967
84132090	Other Hand pumps, other than those of subheading 841311 or 841319	1.069	5.317	23.429	114.458
84133030	Fuel, lubricating or cooling medium pumps for internal combustion piston engines ; of motor vehicles of heading 8702,8703 or 8704	10.110	72.244	556.553	4.828.093
84133040	Fuel, lubricating or cooling medium pumps for internal combustion piston engines ; for water pump of motor vehicles of heading 8702,8703 or 8704	545	6.358	37.532	292.809
84133051	Fuel, lubricating Other, centrifugal type ; with an inlet diameter not exceeding 200 mm	102	102	1.020	1.048
84133052	Fuel, lubricating Other, centrifugal type ; with an inlet diameter exceeding 200 mm	1.966	9.375	10.208	49.248
84133090	Fuel, lubricating Other, centrifugal type other	86.307	705.157	2.757.134	20.723.438
84134000	Concrete pumps	18.000	38.287	580.020	698.423
84135031	Water pumps, with a flow rate not exceeding 8,000 m3/h ; electrically operated	16	11.028	47	33.339
84135032	Water pumps, with a flow rate not exceeding 8,000 m3/h ; not electrically operated	-	80	-	1.000
84135040	Other reciprocating positive displacement pumps ; Water pumps, with a flow rate exceeding 8,000 m3/h but not exceeding 13,000 m3/h	844	1.339	21.600	56.276
84135090	Other reciprocating positive displacement pumps otherthan water pumps with a flow rate not exceeding 8000 m3/h and exceeding 8000 m3/h but not exceeding 13000 m3/h	146	75.163	10.694	749.156
84136031	Water pumps, with a flow rate not exceeding 8,000 m3/h ; electrically operated	30	12.103	145	67.098
84136040	Other rotary positive displacement pumps ; Water pumps, with a flow rate exceeding 8,000 m3/h but not exceeding 13,000 m3/h	-	1.505	-	6.264
84136090	Other rotary positive displacement pumps otherthan water pumps with a flow rate not exceeding 8000 m3/h and exceeding 8000 m3/h but not exceeding 13000 m3/h	2.605	15.115	57.882	304.027
84137011	Single stage, single suction horizontal shaft water pumps suitable for belt drive or direct coupling, other than pumps w/ shafts common w/ the prime mover ; w/ an inlet diameter not exceeding 200 mm	-	8.171	-	50.015
84137019	Single stage, single suction horizontal shaft water pumps suitable for belt drive or direct coupling, other than pumps with shafts common with the prime mover ; other	140.064	835.401	755.931	4.536.768
84137031	Submersible water pumps ; With an inlet diameter not exceeding 200 mm	-	490	-	4.639
84137039	Submersible water pumps otherthan With an inlet diameter not exceeding 200 mm	12.873	66.630	131.429	582.667
84137042	Other water pumps, with a flow rate not exceeding 8,000 m3/h ; with inlet diameter not exceeding 200 mm, electrically operated	2.344	63.993	30.605	430.736
84137049	Other water pumps, with a flow rate not exceeding 8,000 m3/h ; otherthan with inlet diameter not exceeding 200 mm, electrically operated and not electrically operated	2.212	20.824	12.511	132.833
84137059	Other water pumps, with a flow rate exceeding 8,000 m3/h but not exceeding 13,000 m3/h ; otherthan with an inlet diameter not exceeding 200 mm	11	25	130	257

Tabel 3 : Ekspor Indonesia menurut Komoditi (Kode HS 8 digit)

September 2022

Kode H S	Uraian golongan barang	Berat bersih (Kg)		Nilai F.O.B. (U S \$)	
		Bulan ini	Kumulatif	Bulan ini	Kumulatif
(1)	(2)	(3)	(4)	(5)	(6)
84137099	Other centrifugal pumps otherthan With an inlet diameter not exceeding 200 mm	234	24.532	7.685	152.665
84138113	Water pumps with a flow rate not exceeding 8,000 m3/h,electrically operated	97.368	2.204.162	544.761	11.326.864
84138114	Water pumps with a flow rate not exceeding 8,000 m3/h, not electrically operated	-	120	-	630
84138115	Water pumps, with a flow rate exceeding 8,000 m3/h but not exceeding 13,000 m3/h	-	161	-	3.311
84138119	Other water pumps	44.570	282.243	904.369	4.244.046
84138210	liquid elevators ; Electrically operated	-	1.360	-	51.604
84138220	liquid elevators ; not Electrically operated	3.062	3.107	279.000	282.165
84139110	Part ; Of pumps of subheading 84132010	60	19.827	248	25.425
84139120	Part ; Of pumps of subheadings 84132020 and 84132090	3.335	192.738	339.496	1.210.257
84139130	Part ; Of pumps of subheadings 84137011 and 84137019	799	3.192	25.860	125.042
84139140	Part ; Of other centrifugal pumps	51.306	408.797	155.853	1.096.170
84139190	Part ; Of other pumps	279.496	2.002.035	3.107.972	27.597.072
84139200	Part ; Of liquid elevators	-	571	-	5.237
84141000	Vacuum pumps	29	28.307	2.017	221.053
84142010	Hand- or foot-operated air pumps ; bicycle pumps	2	85	10	831
84142090	Other Hand- or foot-operated air pumps	1.403	12.094	2.785	61.730
84143040	Compressors of a kind used in refrigerating equipment ; With a refrigeration capacity exceeding 2110 kW, or with a displacement per revolution of 220 cc or more	195	56.958	6.995	1.307.864
84143090	Other Compressors of a kind used in refrigerating equipment	33.668	316.756	488.114	3.058.607
84144000	Air compressors mounted on a wheeled chassis for towing	7.822	368.854	60.612	1.668.296
84145110	Table fans and box fans ; with a self-contained electric motor of an output not exceeding 125 w	10.605	68.829	13.612	129.802
84145191	Other floor, wall, window, ceiling or roof fans, with a self- contained electric motor of an output not exceeding 125 W	-	23.019	-	160.137
84145199	Other table fans with fan guard	6.785	43.423	43.207	246.081
84145910	Fans of a kind used solely/principally for cooling microprocessors, telecommunication apparatus, automatic data processing machines/units of automatic data processing machines ; of a capacity < 125 kw	1.128	1.280	33.349	40.197
84145920	Explosion-proof air fans, of a kind used in underground mining ; of a capacity not exceeding 125 kw	517	3.040	17.460	79.628
84145930	Blowers ; Of a capacity not exceeding 125 kW	5.890	91.610	83.620	1.169.716
84145941	Other with fan guard Of a capacity not exceeding 125 kW	1	379	13	8.257
84145949	Other fans	65.438	518.473	1.561.060	11.550.269
84145950	Other blower otherthan Of a capacity not exceeding 125 kW	-	6.199	-	102.747
84145991	Table fans other With fan guard	980	1.361	1.426	5.292
84145992	Table fans ; Explosion-proof air fans, of a kind used in underground mining	3.928	27.049	160.321	1.105.966
84145999	Other table fans otherthan with fan guard and Explosion-proof air fans, of a kind used in underground mining	910	34.264	22.628	459.008
84146011	Laminar airflow cabinets ; fitted with filter	22.513	195.776	104.055	899.904
84146019	Hoods fitted with filter otherthan Laminar airflow cabinets	2.403	28.708	14.925	225.072
84146091	Suitable for industrial use ; not fitted with a filter	-	20	-	80
84146099	Hoods not fitted with a filter otherthan suitable for industrial use	1.756	3.095	11.742	27.631
84147019	Safety cabinet fitted with filters otherthan having a hood with maximum horizontal side not exceeding 120 cm	28	604	23	8.019
84147029	Safety cabinet not fitted with a filter otherthan having a hood with maximum horizontal side not exceeding 120 cm	-	33	-	101
84148011	Laminar airflow cabinets ; fitted with filters	159.134	1.922.083	816.046	9.816.312
84148019	Other fitted with filters otherthan laminar airflow cabinets	2.787	11.248	15.720	581.289
84148021	Suitable for industrial use ; not fitted with a filter	-	4.810	-	5.036
84148029	Other not fitted with filters otherthan Suitable for industrial use	-	300	-	1.934
84148030	Free-piston generators for gas turbines	573	871	7.806	12.169

Tabel 3 : Ekspor Indonesia menurut Komoditi (Kode HS 8 digit)

September 2022

Kode H S	Uraian golongan barang	Berat bersih (Kg)		Nilai F.O.B. (U S \$)	
		Bulan ini	Kumulatif	Bulan ini	Kumulatif
		(1)	(2)	(3)	(4)
84148041	Gas compression modules suitable for use in oil drilling operations ; compressor otherthan those of subheading 841430 or 841440	-	1.420.110	-	18.386.548
84148042	Of a kind used for automotive air conditioners ; compressors otherthan those of subheading 841430 or 841440	612.746	5.243.001	8.917.465	82.206.942
84148043	Sealed units for air conditioning machines ; compressors otherthan those of subheading 841430 or 841440	-	1.748	-	2.200
84148049	Other Compressors other than those of subheading 841430 or 841440	295.188	2.741.137	1.448.851	13.452.015
84148050	Air pumps	110.097	868.675	1.221.257	9.795.081
84148090	Air/vacuum pumps, air/oth gas compressors & fans; ventilating/recycling hoods incorporating a fan, whether/not fitted w/filters; gas-tight biological safety cabinets, whether/not fitted w/filters oth	211	57.947	688	723.687
84149021	Parts ; Of fans of goods of heading 8415, 8418, 8509 or 8516	1.933	13.067	60.364	243.304
84149022	Parts ; Of fans of blowers	-	1.666	-	57.874
84149029	Other parts of fans	16.047	158.497	318.668	3.068.212
84149031	Parts ; of hoods Of goods of subheading 841460	2.313	38.990	159.619	1.496.325
84149032	Parts ; of hoods Of goods of subheading 841480	1.265	3.901	7.013	28.382
84149041	Parts ; of goods of subheading 841410 For electrically operated machines	3.680	7.040	7.900	486.904
84149050	Parts ; Of goods of subheading 841420	-	53	-	1.203
84149060	Parts ; Of goods of subheading 841430	9.419	80.933	145.919	1.763.766
84149070	Parts ; Of goods of subheading 841440	-	796	-	112.200
84149080	Parts ; Of goods of subheading 841470	9	9	105	105
84149090	Part ; Of other pumps or compressors	23.300	186.284	334.665	3.117.047
84151020	Air conditioning machines Of a kind designed to be fixed to a window, wall, ceiling or floor, self-contained or "split-system" ; of a cooling capacity not exceeding 2110 kw	4.824	7.785.182	29.729	50.729.569
84151030	Air conditioning machines Of a kind designed to be fixed to a window, wall, ceiling or floor, self-contained or "split-system" ; of a cooling capacity exceeding 2110 kw but not exceeding 2638 kw	8.530	4.146.438	65.695	27.095.214
84151090	Air conditioning machines Of a kind designed to be fixed to a window, wall, ceiling or floor, self-contained or "split-system" other	6.755	59.631	74.196	682.041
84152010	Explosion-proof air fans, of a kind used in underground mining ; of a capacity not exceeding 125 kw	14.451	310.854	457.257	7.763.670
84152090	Air conditioning machines Of a kind used for persons, in motor vehicles ; otherthan of a cooling capacity not exceeding 2638 kw	484	2.637	770	39.416
84158111	Air conditioning machine of a kind used in aircraft of a cooling capacity not exceeding 2110 kW	-	473	-	8.750
84158119	Air conditioning machine of a kind used in aircraft other	-	2.343	-	6.355
84158129	Air conditioning machines of a kind used in railway rolling stock ; otherthan Of a cooling capacity not exceeding 2638 kW	-	38	-	462
84158131	Air conditioning machines Of a kind used in motor vehicles (other than those of subheading 841520) ; of a cooling capacity not exceeding 2638	-	6	-	25
84158139	Air conditioning machines Of a kind used in motor vehicles (other than those of subheading 841520) ; otherthan of a cooling capacity not exceeding 2638	60	349	4.904	26.594
84158195	Incorporating a refrigerating unit and a valve for reversal of the cooling/heat cycle (reversible heat pumps); Of a cooling capacity exceeding 2110 kW but not exceeding 2638 kW and with an air flow rate of each evaporator unit exceeding 6796 m3/min	641	641	6.167	6.167
84158196	Incorporating a refrigerating unit and a valve for reversal of the cooling/heat cycle (reversible heat pumps); Of a cooling capacity exceeding 2638 kW and with an air flow rate of each evaporator unit exceeding 6796 m3/min	-	229	-	3.029

Tabel 3 : Ekspor Indonesia menurut Komoditi (Kode HS 8 digit)

September 2022

Kode H S	Uraian golongan barang	Berat bersih (Kg)		Nilai F.O.B. (U S \$)	
		Bulan ini	Kumulatif	Bulan ini	Kumulatif
(1)	(2)	(3)	(4)	(5)	(6)
84158197	Incorporating a refrigerating unit and a valve for reversal of the cooling/heat cycle (reversible heat pumps) ; of a cooling capacity not exceeding 2110 kw	-	38	-	86
84158199	Incorporating a refrigerating unit and a valve for reversal of the cooling/heat cycle (reversible heat pumps) ; otherthan of a cooling capacity not exceeding 2110 kw and but not exceeding 2638	-	1.606	-	13.130
84158219	Of a kind used in aircraft ; otherthan Of a cooling capacity exceeding 2110 kW and with an air flow rate of each evaporator unit exceeding 6796 m3/min	-	4.601	-	2.049
84158229	Of a kind used in railway rolling stock otherthan Of a cooling capacity not exceeding 2638 kW	12.525	12.525	640.800	640.800
84158231	Of a kind used in motor vehicles (other than those of subheading 841520) ; of a cooling capacity not exceeding 2638	16	16	673	673
84158239	Of a kind used in motor vehicles (other than those of subheading 841520) ; otherthan of a cooling capacity not exceeding 2638	-	1.989	-	32.909
84158291	Incorporating a refrigerating unit Of a cooling capacity not exceeding 2638 kW	364	5.842	5.064	57.395
84158299	Other, incorporating a refrigerating unit otherthan of a cooling capacity not exceeding 2638 kw	-	942	-	11.168
84158319	Of a kind used in aircraft otherthan Of a cooling capacity exceeding 2110 kW and with an air flow rate of each evaporator unit exceeding 6796 m3/min	3.568	4.301	432.549	448.432
84158329	Of a kind used in railway rolling stock otherthan ; Of a cooling capacity not exceeding 2638 kW	-	2.304	-	14.336
84158339	Of a kind used in motor vehicles (other than those of subheading 841520) ; otherthan of a cooling capacity not exceeding 2638	61	67	9.700	10.669
84158391	Not incorporating a refrigerating unit ; other of a cooling capacity not exceeding 2638 kw	508	6.803	20.251	106.046
84158399	Not incorporating a refrigerating unit ; otherthan of a cooling capacity not exceeding 2638 kw	990	1.651	7.600	46.353
84159013	Parts Of a kind used in aircraft or railway rolling stock of machines with a cooling capacity not exceeding 2110 kw	-	1.494	-	11.028
84159014	Parts Evaporators or condensers for air conditioning machines for motor vehicles ; of machines with a cooling capacity not exceeding 2110 kw	39.816	360.863	1.050.357	7.851.056
84159015	Parts Chassis, welded and painted, other than of subheading 84159013 ; of machines with a cooling capacity not exceeding 2110 kw	650	20.994	5.704	321.241
84159019	Other parts Of machines with a cooling capacity not exceeding 2110 kW	47.180	631.853	1.037.782	11.813.973
84159029	Parts Of machines with a cooling capacity exceeding 2110 kW but not exceeding 2638 kW ; otherthan of a kind used in aircraft or railway rolling stock	-	820	-	9.716
84159034	Parts Of a kind used in aircraft or railway rolling stock ; with an airflow rate of each evaporator unit exceeding 6796 m3/min	215	864	10.332	44.458
84159035	Parts other With an air flow rate of each evaporator unit exceeding6796 m3/min otherthan of a kind used in aircraft or railway rolling stock	25.144	98.407	393.641	1.607.805
84159039	Parts other Of machines with a cooling capacity exceeding 2638 kW but not exceeding 5275 kW ; otherthan of a kind used in aircraft or railway rolling stock	-	2	-	11
84159045	Parts With an air flow rate of each evaporator unit exceeding6796 m3/min otherthan of a kind used in aircraft or railway rolling stock	26.019	570.625	91.129	5.863.807
84159049	Part Of machines with a cooling capacity exceeding 5275 kW ; otherthan of a kind used in aircraft or railway rolling stock	19.892	347.933	211.806	3.200.752
84161000	Furnace burners for liquid fuel	-	900	-	12.500

Tabel 3 : Ekspor Indonesia menurut Komoditi (Kode HS 8 digit)

September 2022

Kode H S	Uraian golongan barang	Berat bersih (Kg)		Nilai F.O.B. (U S \$)	
		Bulan ini	Kumulatif	Bulan ini	Kumulatif
		(1)	(2)	(3)	(4)
84162000	Other furnace burners, including combination burners	603	4.368	58.185	136.701
84163000	Mechanical stokers, including their mechanical grates, mechanical ash dischargers and similar appliances	10	17	474	1.083
84169000	Part Furnace burners for liquid fuel, for pulverised solid fuel or for gas; mechanical stokers, including their mechanical grates, mechanical ash dischargers and similar appliances	1	4.610	204	105.611
84171000	Furnaces and ovens for the roasting, melting or other heat- treatment of ores, pyrites or of metals	-	40.792	-	235.814
84172000	Bakery ovens, including biscuit ovens	30.020	95.296	217.293	604.679
84178010	Parts other Waste incinerators	-	12.750	-	49.250
84178090	Parts otherthan Waste incinerators	-	19.744	-	91.940
84179000	Parts Industrial or laboratory furnaces and ovens, including incinerators, non-electric	140	33.718	1.887	119.735
84181031	Household type, of a capacity not exceeding 230 l ; fitted with separate external doors only	1.830.215	18.840.891	8.680.408	90.773.461
84181032	Other household type, of a capacity exceeding 230 l ; fitted with separate external doors only	3.093.741	33.017.875	15.135.534	165.709.491
84181039	Fitted with separate external doors only ; otherthan household type, of capacity not exceeding 230l; other household type, of a capacity exceeding 230l	356	173.734	2.403	894.748
84181040	Combined refrigerator Other, of a kind suitable for medical, surgical or laboratory use	4.163	26.941	36.313	250.902
84181091	Other Display counters, show-cases and the like, incorporating refrigerating equipment, of a capacity exceeding 200 l other	-	143	-	723
84181099	Combined refrigerator ; otherthan Display counters, show-cases and the like, incorporating refrigerating equipment, of a capacity exceeding 200 l other	1.679	13.639	11.056	46.524
84182110	Compression type ; Of a capacity not exceeding 230 l	1.909.334	11.048.713	6.752.438	38.975.196
84182190	Compression type ; otherthan Of a capacity not exceeding 230 l	-	1.023	-	6.036
84182900	Refrigerators, household type ; other	525	26.933	600	50.043
84183010	Freezers of the chest type, not exceeding 800 l capacity ; of a capacity not exceeding 200 l	225	6.571	1.715	35.156
84183090	Freezers of the chest type, not exceeding 800 l capacity ; other	21.572	78.130	92.400	362.382
84184010	Freezers of the upright type, not exceeding 900 l capacity ; of a capacity not exceeding 200 l	403.764	1.413.798	2.005.439	7.404.874
84184090	Freezers of the upright type, not exceeding 900 l capacity ; other	64.658	302.128	686.022	3.405.181
84185011	Display counters, show-cases and the like, incorporating refrigerating equipment, of a capacity exceeding 200 l ; of a kind suitable for medical, surgical or laboratory use	657	4.362	9.013	43.419
84185019	Display counters, show-cases and the like, incorporating refrigerating equipment, of a capacity exceeding 200 l ; otherthan of a kind suitable for medical, surgical or laboratory use	20	903.433	25	4.679.629
84185099	Other furniture ; otherthan Of a kind suitable for medical, surgical or laboratory use	4.904	32.705	44.476	183.632
84186100	Other refrigerating or freezing equipment ; Heat pumps other than air conditioning machines of heading 8415	44	44	571	571
84186910	Other refrigerating or freezing equipment; beverage coolers	-	13.440	-	166.198
84186930	Other refrigerating or freezing equipment; cold water dispenser	320	322	1.005	2.107
84186941	Water chillers with a refrigeration capacity exceeding 2110 kW ; for air conditioning machines	-	440	-	1.821
84186949	Water chillers with a refrigeration capacity exceeding 2110 kW ; otherthan for air conditioning machines	-	334	-	26.973
84186950	Other refrigerating or freezing equipment; scale ice-maker units	-	0	-	1

Tabel 3 : Ekspor Indonesia menurut Komoditi (Kode HS 8 digit)

September 2022

Kode H S	Uraian golongan barang	Berat bersih (Kg)		Nilai F.O.B. (U S \$)	
		Bulan ini	Kumulatif	Bulan ini	Kumulatif
(1)	(2)	(3)	(4)	(5)	(6)
84186990	Other refrigerating or freezing equipment; otherthan beverage coolers ; cold water dispenser ; water chillers with a refrigeration capacity exceeding 2110 kw and scale ice-maker units	74.897	547.258	918.138	7.720.275
84189100	Parts of Furniture designed to receive refrigerating or freezing equipment	55	443	497	6.775
84189910	Parts of Evaporators or condensers	351.905	3.487.392	4.092.984	42.006.936
84189940	Parts of Aluminium roll-bonded panels of a kind used for the goods of subheading 84181031, 84181032, 84182110, 84182190 or84182900	20.515	80.463	849.285	2.891.880
84189990	Parts of ; otherthan evaporators or condensers ; Aluminium roll-bonded panels of a kind used for the goods of subheading 84181031, 84181032, 84182110, 84182190 or84182900	232.258	2.115.121	3.395.530	30.021.976
84191110	Instantaneous gas water heaters ; household type	5	5	64	64
84191190	Instantaneous gas water heaters ; otherthan household type	2.045	55.806	56.106	197.409
84191200	Instantaneous or storage water heaters, non-electric ; solar water heaters	-	275	-	639
84191910	Instantaneous or storage water heaters, non-electric ; other household type	-	294	-	12.084
84191990	Instantaneous or storage water heaters, non-electric ; otherthan household type	-	609	-	3.998
84192000	Medical, surgical or laboratory sterilisers	57	705	710	28.273
84193310	lyophilisation apparatus, freeze drying units and spray dryers ; For agricultural products; for wood, paper pulp, paper or paperboard	4.135	9.301	65.044	100.220
84193390	lyophilisation apparatus, freeze drying units and spray dryers ; otherthan For agricultural products; for wood, paper pulp, paper or paperboard	-	57	-	3.028
84193420	Other, for agricultural products ; electrically operated	-	294	-	16.784
84193490	Other for agricultural products otherthan evaporators and electrically operated	-	62.174	-	624.086
84193510	Other, for wood, paper pulp, paper or paperboard ; electrically operated	7	7	925	925
84193520	Other, for wood, paper pulp, paper or paperboard ; not electrically operated	-	1	-	7
84193930	Dryers Machinery for the treatment of materials by a process involving heating, for the manufacture of printed circuit boards,	-	3.834	-	94.930
84193990	Other printed wiring boards or printed circuit assemblies, electrically operated	3.210	366.092	65.700	3.615.137
84194010	Distilling or rectifying plant ; electrically operated	16.840	162.958	137.227	1.342.384
84194020	Distilling or rectifying plant ; not electrically operated	-	4.444	-	8.375
84195010	Heat exchange units ; cooling towers	6.949	23.921	57.156	231.769
84195020	Heat exchange units made of tubes of fluoropolymers, with both inlet and outlet tubes having an inside diameter measuring 3 cm or less	1	115	1.476	4.802
84195091	Heat exchange units ; electrically operated	16.785	21.991	580.929	649.774
84195092	Heat exchange units ; not electrically operated	596	14.968	7.600	208.643
84196000	Machinery for liquefying air or other gases	14	9.393.532	154	44.606.458
84198110	Other machinery For making hot drinks or for cooking or heating food ; electrically operated	32.736	508.332	241.151	3.314.884
84198120	Other machinery For making hot drinks or for cooking or heating food ; not electrically operated	18.377	515.747	40.672	1.346.400
84198913	Oth Machinery for the treatment of materials by a process involving heating, for the manufacture of printed circuit boards, printed wiring boards or printed circuit assemblies ; electrically operated	12	1.066	786	2.215
84198919	Other machinery electrically operated	68.907	5.367.861	1.373.122	75.321.017
84198920	Other machinery not electrically operated	32	122.811	472	629.866

Tabel 3 : Ekspor Indonesia menurut Komoditi (Kode HS 8 digit)

September 2022

Kode H S	Uraian golongan barang	Berat bersih (Kg)		Nilai F.O.B. (U S \$)	
		Bulan ini	Kumulatif	Bulan ini	Kumulatif
		(1)	(2)	(3)	(4)
84199012	Parts of machinery for the treatment of materials by a process involving heating, for the manufacture of printed circuit boards, wiring boards/ circuit assemblies ; of electrically operated articles	-	10.475	-	95.879
84199013	Parts Casings for cooling towers ; of electrically operated articles	5	17.315	14	123.650
84199019	Parts other Of electrically operated articles	55.641	150.111	163.427	878.939
84199022	Parts Of instantaneous gas water heaters, household type ; of non-electrically operated articles	35	35	691	691
84199029	Parts Of non-electrically operated articles ; otherthan of instantaneous gas water heaters, household type	10.100	73.731	294.292	980.675
84201010	Calendering or other rolling machines ; Of a kind used solely or principally for the manufacture of printed circuit substrates or printed circuits	-	25	-	1.195
84201020	Calendering or other rolling machines ; Ironing machines or wringers suitable for domestic use	-	1.560	-	36.326
84201090	Calendering/other rolling machines ; oththan Of a kind used solely/principally for the manufacture of printed circuit substrates/printed circuits ; ironing machines/wringers suitable for domestic use	438	571	9.321	10.340
84209190	Parts of cylinders; otherthan Of goods of subheading 84201010	400	9.044	4.030	48.964
84209990	Parts otherthan ; Of goods of subheading 84201010	-	576	-	37.279
84211100	Centrifuges, including centrifugal dryers ; cream separators	-	55	-	775
84211200	Centrifuges, including centrifugal dryers ; clothes dryers	698	9.776	3.440	40.774
84211910	Centrifuges, including centrifugal dryers ; of a kind used for sugar manufacture	-	7	-	100
84211990	Centrifuges, including centrifugal dryers ; otherthan of a kind used for sugar manufacture	4.047	11.436	327.122	492.468
84212111	Machinery for filtering or purifying water and apparatus for domestic use ; of a capacity not exceeding 500 l/h	10.866	34.001	107.600	292.739
84212119	Machinery for filtering or purifying water otherthan apparatus for domestic use ; of a capacity not exceeding 500 l/h	26.234	395.765	205.835	3.531.156
84212122	Filtering machinery of a capacity exceeding 500 l/h ; electrically operated	6.236	27.597	64.090	288.361
84212123	Filtering machinery of a capacity exceeding 500 l/h ; not electrically operated	-	38.254	-	348.653
84212290	Machinery For filtering or purifying beverages other than water ; otherthan electrically operated of a capacity exceeding 500 l/h	8.531	9.808	10.726	35.090
84212311	Oil filter For machinery of heading 8429 or 8430 :	1.355	10.541	32.421	293.532
84212319	Machinery of heading 8429 or 8430 ; otherthan oil filter	236	32.848	572	244.283
84212321	For motor vehicles of Chapter 87 ; oil filters	2.233.437	18.163.876	12.369.568	96.451.888
84212329	For motor vehicles of Chapter 87 ; otherthan oil filters	17.508	130.784	477.953	3.258.684
84212391	Oil or petrol-filters for internal combustion engines ; oil filters	-	624	-	89.518
84212399	Oil or petrol-filters for internal combustion engines ; otherthan oil filters	360	13.695	34.280	175.292
84212910	Filtering or purifying machinery and apparatus for liquids ; of a kind suitable for medical, surgical or laboratory use	37	1.652	14.171	187.423
84212930	Filtering or purifying machinery and apparatus for liquids ; of a kind used in oil drilling operations	906	65.336	8.451	460.803
84212940	Filtering or purifying machinery and apparatus for liquids ; other petrol-filters	3.852	22.429	16.148	81.541
84212950	Filtering or purifying machinery and apparatus for liquids ; other oil filters	1.856	6.069	235.741	538.762
84212960	Filtering or purifying machinery and apparatus for liquids ; other of fluoropolymers and with filter or purifier membrane thickness not exceeding 140 microns	254	256	8.680	8.688
84212990	Filtering or purifying machinery and apparatus for liquids other	31.581	185.400	404.469	1.665.721

Tabel 3 : Ekspor Indonesia menurut Komoditi (Kode HS 8 digit)

September 2022

Kode H S	Uraian golongan barang	Berat bersih (Kg)		Nilai F.O.B. (U S \$)	
		Bulan ini	Kumulatif	Bulan ini	Kumulatif
(1)	(2)	(3)	(4)	(5)	(6)
84213110	Intake air filters for internal combustion engines ; for machinery of heading 8429 or 8430	13	86	573	904
84213120	Intake air filters for internal combustion engines ; for motor vehicles of chapter 87	462.209	4.214.345	3.557.191	41.409.653
84213190	Intake air filters for internal combustion engines ; otherthan for machinery of heading 8429 or 8430 and motor vehicles of chapter 87	978	53.931	23.344	678.364
84213200	Machinery and apparatus for gases ; Catalytic converters or particulate filters, whether or not combined, for purifying or filtering exhaust gases from internal combustion engines	71	11.995	3.700	2.011.996
84213920	Filtering or purifying machinery and apparatus for gases ; air purifiers	3.451	15.328	47.122	155.588
84213930	Filtering or purifying machinery and apparatus for gases ; Other, with stainless steel housing, and with inlet and outlet tube bores with inside diameters not exceeding 13 cm	-	1.868	-	3.137
84213990	Filtering or purifying machinery and apparatus for gases ; other	147.436	706.800	6.137.885	21.394.917
84219110	Part Of centrifuges, including centrifugal dryers ; of goods of subheading 84211200	10	4.489	57	19.539
84219190	Part Of centrifuges, including centrifugal dryers ; of goods of subheading 84211100 or 84211990	24	197	779	8.616
84219921	Part other Filtering cartridges for filters of subheading 842123 ; for subheading 84212311 or 84212321	-	113	-	1.726
84219929	Part other Filtering cartridges for filters of subheading 842123 ; otherthan subheading 84212311 or 84212321	57.837	408.360	319.270	2.779.078
84219930	Part other ; Of goods of subheading 842131	3.884	62.383	41.913	422.587
84219940	Part other ; Of goods of subheading 84212950	5	44	4.180	8.157
84219950	Part other ; Of goods of subheading 84212960	315	1.479	4.386	20.880
84219960	Part other ; Of goods of subheading 84213930	7.430	7.627	15.500	15.914
84219970	Part other ; Of goods of subheading 84213990	-	5.371	-	155.719
84219991	Part other ; Of goods of subheading 84212920	-	88	-	650
84219994	Part other ; Of goods of subheading 84212111	7.448	13.838	18.577	60.190
84219996	Part other ; Of goods of subheading 84212311 or 84212391	-	1	-	15
84219997	Part other ; Of goods of subheading 84212319 or 84212399	-	2	-	13
84219999	Part other ; otherthan of goods of subheading 84212920 ; 84212111 ; 84212311 or 84212391 ; and 84212319 or 84212399	91.367	321.433	909.593	4.465.515
84221100	Dish washing machines ; of the household type	-	10.746	-	48.763
84221900	Dish washing machines ; otherthan of the household type	-	34	-	708
84222000	Machinery for cleaning or drying bottles or other containers	-	1.000	-	2.100
84223000	Machinery for filling, closing, sealing/labelling bottles, cans, boxes, bags or other containers; machinery for capsuling bottles, jars, tubes & similar containers; machinery for aerating beverages	34.708	221.982	910.824	3.350.963
84224000	Other packing or wrapping machinery (including heat-shrink wrapping machinery)	26.354	468.467	572.205	14.537.875
84229010	Part Dish washing machines of subheading 842211	-	105	-	709
84229090	Part Dish washing machines ; otherthan of subheading 842211	17.325	92.776	192.125	1.527.152
84231010	Personal weighing machines, including baby scales; household scales ; electrically operated	17	500	4.527	8.127
84231020	Personal weighing machines, including baby scales; household scales ; not electrically operated	63	5.361	121	38.881
84232010	weighing machines Scales for continuous weighing of goods on conveyors ; using electronic means for gauging weight	-	2.563	-	3.126
84232090	weighing machines Scales for continuous weighing of goods on conveyors ; otherthan using electronic means for gauging weight	6	29	145	685
84233010	Constant weight scales and scales for discharging a predetermined weight of material into a bag or container, including hopper scales ; using electronic means for gaging weight	-	86	-	11.871

Tabel 3 : Ekspor Indonesia menurut Komoditi (Kode HS 8 digit)

September 2022

Kode H S	Uraian golongan barang	Berat bersih (Kg)		Nilai F.O.B. (U S \$)	
		Bulan ini	Kumulatif	Bulan ini	Kumulatif
(1)	(2)	(3)	(4)	(5)	(6)
84233090	Constant weight scales and scales for discharging a predetermined weight of material into a bag or container, including hopper scales ; otherthan using electronic means for gaging weight	79	1.230	1.478	16.109
84238110	Other weighing machinery ; Having a maximum weighing capacity not exceeding 30 kg ; using electronic means for gauging weight	21.337	297.605	773.617	13.560.341
84238190	Other weighing machinery ; Having a maximum weighing capacity not exceeding 30 kg ; otherthan using electronic means for gauging weight	6	72	50	996
84238231	Other weight machinery ; having a maximum weighing capacity not exceeding 1000 kg ; For weighing motor vehicles, using electronic means for gauging weight	3	3	10.558	10.558
84238239	Oth weight machinery ; having a maximum weighing capacity not exceeding 1000 kg ; other	-	127	-	730
84238242	Other weight machinery ; having a maximum weighing capacity exceeding 1000 kg ; other using electronic means for gauging weight	0	35.659	30	131.672
84238249	Oth weight machinery ; having a maximum weighing capacity exceeding 1000 kg other	-	328	-	12.096
84238910	Other weight machinery ; Using electronic means for gauging weight	8.507	22.620	12.035	50.400
84238990	Other weight machinery ; otherthan Using electronic means for gauging weight	10	974	800	55.971
84239010	Weighing machine weights of all kinds	100	5.486	1.458	19.871
84239030	weighing machinery ; of part using electronic means for gauging weight, excluding of machines for weighing motor vehicles	-	120	-	21.207
84239040	Other weighing machinery of part	5.339	41.825	174.586	1.566.829
84241010	Mechanical appliances ; Fire extinguishers of a kind suitable for aircraft use whether or not charged	-	69	-	6.204
84241090	Mechanical appliances ; Fire extinguishers otherthan of a kind suitable for aircraft use, whether or not charged	47	2.614	1.795	206.078
84242011	Mechanical appliances ; spray guns and similar appliances ; agricultural or horticultural with electrically operated	-	25	-	148
84242019	Mechanical appliances ; spray guns and similar appliances ; otherthan agricultural or horticultural with electrically operated	1.888	16.100	92.528	902.893
84242021	Mechanical appliances ; spray guns and similar appliances ; agricultural or horticultural with not electrically operated	-	25	-	50
84242029	Mechanical appliances ; spray guns and similar appliances ; otherthan agricultural or horticultural with not electrically operated	100	1.406	841	8.119
84243000	Mechanical appliances ; Steam or sand blasting machines and similar jet projecting machines	2.102	27.184	61.675	366.562
84244110	Agricultural or horticultural ; portable sprayers ; Hand-operated insecticide sprayers	29.420	500.581	225.606	4.004.211
84244120	Agricultural or horticultural ; portable sprayers ; other not electrycally operated	-	0	-	47
84244190	Agricultural or horticultural ; portable sprayers ; otherthan ; Hand-operated insecticide sprayers and other not electrycally operated	3	31	11	461
84244910	Machines Agricultural or horticultural sprayers ; electrically operated	960	6.797	3.763	26.084
84244920	Machines Agricultural or horticultural sprayers ; not electrically operated	-	12.500	-	14.500
84248210	Mechanical Other appliances ; agricultural or hortikultural ; drip irrigation systems	16.049	16.049	126.029	126.029
84248230	Mechanical Other appliances ; agricultural or hortikultural ; other not electrically operated	-	150	-	1.800
84248910	Mechanical other appliances ; Hand-operated household sprayers of a capacity not exceeding 3 l	350	40.396	262	174.923

Tabel 3 : Ekspor Indonesia menurut Komoditi (Kode HS 8 digit)

September 2022

Kode H S	Uraian golongan barang	Berat bersih (Kg)		Nilai F.O.B. (U S \$)	
		Bulan ini	Kumulatif	Bulan ini	Kumulatif
(1)	(2)	(3)	(4)	(5)	(6)
84248920	Mechanical other appliances ; Spray heads with dip tubes	4	24.011	125	1.617
84248940	Mechanical other appliances ; Other, of a kind used solely or principally for the manufacture of printed circuit boards or printed wiring boards substrates or their components	1	970	1	16.751
84248950	Mechanical other appliances ; Other, electrically operated	9.124	69.911	166.425	1.297.309
84248990	Mechanical other appliances ; Other not electrically operated	16.697	254.827	204.104	2.987.378
84249010	Part Of fire extinguishers	653	7.562	48.837	386.542
84249021	Part electrically operated ; Of goods of subheading 84242011	-	14	-	34
84249023	Part electrically operated ; otherthan Of goods of subheading 84242011	816	7.771	1.227	67.148
84249029	Part not electrically operated ; otherthan Of goods of subheading 84242021	218	317	158	2.427
84249030	Part ; Of steam or sand blasting machines and similar jet projecting machines	-	40.021	-	277.990
84249093	Part of other appliances ; Of goods of subheading 84248210	-	3	-	1.211
84249096	Part of other appliances ; Of goods of subheading 84248940	-	3	-	129
84249099	Part of other appliances ; otherthan Of goods of subheading 84248210 ; 84244110, 84244120, 84244920, or 84248230 ; 84244190, 84244910, or 84248220 ; 84248940	11.087	87.903	107.354	888.072
84251100	Pulley tackle and hoists other than skip hoists ; powered by electric motor	57	114.806	14.243	835.022
84251900	Pulley tackle and hoists other than skip hoists ; and otherthan powered by electric motor	5.721	29.954	10.126	175.185
84253100	Winches ; capstans ; Powered by electric motor	119.182	378.573	2.072.170	3.707.153
84253900	Winches ; capstans ; otherthan Powered by electric motor	274.283	1.943.881	2.224.691	11.493.280
84254100	Jacks; hoists of a kind used for raising vehicles ; built-in jacking systems of type used in garages	61	6.139	263	3.356
84254210	Other Jacks and hoists ; hydraulic of a kind used in tipping mechanisms for lorries	84	11.469	680	31.862
84254290	Other Jacks and hoists ; hydraulic otherthan of a kind used in tipping mechanisms for lorries	40.340	301.012	306.667	6.189.396
84254910	Jacks; hoists of a kind used for raising vehicles ; electrically operated	1.378	16.319	5.271	161.073
84254920	Jacks; hoists of a kind used for raising vehicles ; not electrically operated	7.397	68.441	23.992	552.034
84261100	Ships' derricks ; Overhead travelling cranes on fixed support	-	677.470	-	445.862
84261200	Ships' derricks ; Mobile lifting frames on tyres and straddle carriers	-	66.740	-	422.884
84261920	Ships' derricks ; Bridge cranes	-	98.212	-	509.308
84261930	Ships' derricks ; Gantry cranes	30.553	288.803	38.955	346.514
84261990	Ship's derricks ; otherthan ; bridge cranes and gantry cranes	4.963.659	5.241.052	13.090.767	13.561.512
84262000	Tower cranes	-	71.485	-	271.380
84264100	Ships' derricks ; Portal or pedestal jib cranes ; on tyres	-	173.106	-	1.120.736
84264900	Ships' derricks ; Portal or pedestal jib cranes ; Otherthan ; on tyres	-	1.311.976	-	2.434.887
84269100	Other machinery ; Designed for mounting on road vehicles	41.247	120.897	344.340	854.203
84269900	Other machinery ; otherthan ; Designed for mounting on road vehicles	45.258	168.691	210.759	962.458
84271000	Fork- lift trucks ; Self-propelled trucks powered by an electric motor	45.743	98.143	256.400	427.668
84272000	Fork- lift trucks ; other self-propelled trucks	61.617	331.510	170.912	795.023
84279000	Other fork- lift trucks	4.798	329.230	9.054	1.317.745
84281039	Lifts ; otherthan For passengers	680	183.971	41.664	549.123
84281040	Skip hoists	-	2.002	-	2.508
84282010	Pneumatic elevators and conveyors ; of a kind used for agriculture	-	21.234	-	90.290
84282090	Pneumatic elevators and conveyors ; otherthan of a kind used for agriculture	5.014	66.329	53.850	464.994

Tabel 3 : Ekspor Indonesia menurut Komoditi (Kode HS 8 digit)

September 2022

Kode H S	Uraian golongan barang	Berat bersih (Kg)		Nilai F.O.B. (U S \$)	
		Bulan ini	Kumulatif	Bulan ini	Kumulatif
		(1)	(2)	(3)	(4)
84283290	Other continuous-action elevators and conveyors, for goods or materials ; other bucket type ; otherthan ; of a kind used for agriculture	10.740	48.933	56.910	429.626
84283390	Other continuous-action elevators and conveyors, for goods or materials ; other belt type ; otherthan of akind used for agriculture	3.988	4.172	29.200	31.438
84283910	Other continuous-action elevators and conveyors, for goods or materials ; of a kind used for agriculture	9.416	9.416	22.703	22.703
84283990	Other continuous-action elevators and conveyors, for goods or materials ; otherthan of a kind used for agriculture	5.010	31.525	189.235	329.003
84286000	Teleferics, chair-lifts, ski-draglines; traction mechanisms for funiculars	-	814	-	1.526
84287000	Industrial robots	-	5	-	692
84289090	Other machinery ; otherthan	8.810	96.473	66.193	423.868
84291100	Bulldozers and angledozers ; track laying	40.065	2.459.249	258.416	2.330.653
84291900	Bulldozers and angledozers ; otherthan track laying	30.000	1.855.748	43.911	1.724.756
84292000	Graders and levellers	-	156.604	-	201.000
84293000	Scrapers	-	90	-	3.155
84294030	Tamping machines	380	3.220	475	10.585
84294040	Machinery road roller ; Vibratory smooth drum rollers, with a centrifugal force drum not exceeding 20 t by weight	312.272	4.781.207	1.667.651	22.615.817
84294050	Tamping machines ; Other vibratory road rollers	-	122.670	-	280.000
84294090	Other Tamping machines and road rollers	43.030	270.280	87.000	1.451.379
84295100	Mechanical shovels, excavators ; front- end shovel loaders	-	34.258	-	145.373
84295200	Mechanical shovels ; escavators ; Machinery with a 360o revolving superstructure	6.868.378	55.653.580	44.897.029	334.250.344
84295900	Mechanical shovels ; escavators ; otherthan ; front-end shovel loaders ; and Machinery with a 360o revolving superstructure	697.688	3.798.590	588.320	2.373.509
84301000	Pile-drivers and pile-extractors	208.474	210.141	2.976.786	2.981.946
84303900	Coal or rock cutters and tunnelling machinery ; otherthan self-propelled	28.900	250.542	99.879	2.117.183
84304100	Other boring or sinking machinery ; self-propelled	670	479.446	6.868	490.572
84304910	Other boring or sinking machinery ; Wellhead platforms with integrated production modules suitable for use in drilling operations	28.320	36.759	3.062.669	3.183.045
84304990	Other boring or sinking machinery ; otherthan ; Wellhead platforms with integrated production modules suitable for use in drilling operations	121.396	560.786	1.514.486	7.255.322
84305000	Other machinery ; self-propelled	15.799	48.083	1.860.585	6.838.585
84306100	Other machinery, not self-propelled ; tamping or compacting machinery	-	150	-	300
84306900	Other machinery, not self-propelled ; otherthan ; tamping or compacting machinery	-	1.915.015	-	6.381.353
84311013	Machinery of heading 8425 ; of goods subheading 84251100 ; 84253100 ; or 84254910	84.691	323.845	1.771.760	3.456.183
84311019	Machinery of heading 8425 ; of electrically operated of goods subheading 84251100 ; 84253100 ; or 84254910	3.212	248.611	11.807	1.386.867
84311022	Machinery of heading 8425 ; of good subheading 84251900; 84253900; 84254100; 84254210; 84254290; of non electrically operated	-	6.228	-	61.074
84311029	Machinery of heading 8425 ; otherthan of good subheading 84251900; 84253900; 84254100; 84254210; 84254290; of non electrically operated	1.818	27.247	7.688	86.162
84312010	Machinery of heading 8427; subheading 842710 or 842720	79	2.687	39.727	83.167
84312090	Machinery of heading 8427; otherthan subheading 842710 or 842720	28.485	75.962	284.988	1.238.165
84313110	Of goods subheading 84281039 or 84281040 of lifts; skip hoists or escalators	451	988	1.996	11.161
84313120	Of goods subheading 84281031 or 84284000 of lifts; skip hoists or escalators	28.350	324.708	149.004	1.578.104

Tabel 3 : Ekspor Indonesia menurut Komoditi (Kode HS 8 digit)

September 2022

Kode H S	Uraian golongan barang	Berat bersih (Kg)		Nilai F.O.B. (U S \$)	
		Bulan ini	Kumulatif	Bulan ini	Kumulatif
(1)	(2)	(3)	(4)	(5)	(6)
84313910	Machinery of heading 8428 ; of good subheading 84282010; 84283310; 84283910	-	653	-	7.314
84313950	Machinery of heading 8428; other of goods subheading 842890	2	2	80	80
84313990	Machinery of heading 8428 other	204.302	859.221	1.616.251	4.218.931
84314110	Machinery of heading 8426; 8429 or 8430; for machinery of heading 8426	-	1.200	-	3.303
84314190	Machinery of heading 8426; 8429 or 8430 ; bucket; shovels; grabs; and grips; otherthan for machinery of heading 8426	222.232	1.923.455	2.147.712	14.352.913
84314200	Machinery of heading 8426; 8429 or 8430 ; bulldozer or angledozer blades	5.333	9.973	18.906	41.807
84314300	Machinery of heading 8426; 8429 or 8430 ; part for boring or sinking machinery of subheading 843041 or 843049	207.003	3.036.053	1.633.674	38.636.425
84314910	Machinery of heading 8426; 8429 or 8430 ; parts of machinery of heading 8426	552.590	4.557.240	1.040.868	9.377.420
84314920	Machinery of heading 8426 ; 8429; or 8430; Cutting edges or end bits of a kind used for scrapers, graders or levellers	2.435.835	22.567.274	10.650.098	96.071.474
84314940	Machinery of heading 8426; 8429; or 8430 ; Cutting edges or end bits of a kind used for bulldozer or angledozer blades	1.367	11.408	3.449	24.632
84314950	Parts of road rollers	110.316	1.183.159	408.227	3.739.705
84314990	Oth parts suitable use of oth moving, grading, levelling,scraping, excavating, tamping, compacting	4.304.753	34.682.135	13.713.224	119.789.928
84321000	Ploughs Machinery	-	4.400	-	35.000
84322900	Harrows, Scarifiers, cultivators, weeders and hoes, other than disc harrows machine	98	15.833	884	114.506
84323100	No-till direct seeders, planters and transplanters	-	751	-	1.336
84323900	Indirect seeders, planters and transplanters	-	290	-	220
84328010	Other Agricultural or horticultural machinery for soil preparation or cultivation	5.931	44.045	56.400	366.317
84328090	Other than other agricultural machine for soil preparation or cultivation, other horticultural machine for soil preparation or cultivation, lawn rollers, and sports-ground rollers.	-	38.922	-	639.732
84329010	Parts of other than other agricultural machine for soil preparation or cultivation, other horticultural machine for soil preparation or cultivation.	13.672	58.749	368.606	1.570.638
84329090	Other parts of other than other agricultural machine for soil preparation or cultivation, other horticultural machine for soil preparation or cultivation, lawn rollers, and sports-ground rollers.	139	3.890	799	26.741
84331100	Mowers for lawns, parks or sports-grounds, powered with the cutting device rotating in a horizontal plane.	23.671	24.589	314.303	322.216
84331990	Mowers for lawns, parks or sports-grounds, not powered without the cutting device rotating in a horizontal plane.	91	1.940	311	6.080
84332000	Other mowers, including cutter bars for tractor mounting	2	851	60	4.085
84333000	Other haymaking machinery	22	122	100	168
84334000	Straw or fodder balers, including pick-up balers	-	8	-	210
84335100	Combine harvester-threshers machinery	3.539	26.232	23.699	202.216
84335990	Oth harvesting machinery	67	67	71	71
84336010	Machines for cleaning, sorting or grading eggs, fruit or other agricultural produce, electrically operated	-	35	-	300
84339010	Castors wheels, of a diameter (including tyres) exceeding 100 mm but not exceeding 250 mm, provided that the width of any wheel or tyre fitted thereto exceeds 30 mm	-	219	-	82.035
84339020	Parts of powered mowers for lawn, parks/sport-grounds	-	336	-	2.170
84339090	Parts of oth harvesting/threshing machinery	2.533	19.620	12.428	257.184
84349000	Parts of Milking machines and dairy machinery	181	5.322	16.459	386.792
84351010	Electrically operated machines for pressing, crushing and manufacturing of wine, cider, fruit juices or similar beverages.	270	406	1.061	1.790
84351020	Non-electrically operated machines for pressing, crushing and manufacturing of wine, cider, fruit juices or similar beverages.	-	3	-	20

Tabel 3 : Ekspor Indonesia menurut Komoditi (Kode HS 8 digit)

September 2022

Kode H S	Uraian golongan barang	Berat bersih (Kg)		Nilai F.O.B. (U S \$)	
		Bulan ini	Kumulatif	Bulan ini	Kumulatif
(1)	(2)	(3)	(4)	(5)	(6)
84359010	Parts of electrically operated machines for pressing, crushing and manufacturing of wine, cider, fruit juices or similar beverages.	-	18	-	1.359
84359020	Parts of non-electrically operated machines for pressing, crushing and manufacturing of wine, cider, fruit juices or similar beverages.	-	66	-	687
84361010	Electrically operated machines for preparing of animal feeding stuffs	-	3.686	-	12.344
84362110	Electrically operated machines for incubating and brooding of poultry	10	9.994	45	2.386
84362120	Non-electrically operated machines for incubating and brooding of poultry	30	185	50	389
84362910	Electrically operated machines for keeping of poultry	-	17.615	-	34.589
84362920	Non-electrically operated machines for keeping of poultry	-	15	-	40
84368011	Other electrically operated machines for agricultural or horticultural	-	4	-	15
84368019	Other electrically operated machines for forestry	-	36.403	-	190.376
84368021	Other non-electrically operated machines for agricultural or horticultural	0	37	4	895
84369100	Parts of poultry-keeping machinery or poultry incubators and brooders	6	834	190	7.184
84369911	Parts of other electrically operated machines and equipment for agricultural or horticultural	90.698	273.927	445.278	1.257.738
84369919	Parts of oth forestry, poultry-keep/bee-keep machinery electrically operated & equipments	288	400	1.155	5.441
84369921	Parts of oth agricultural/horticultural mach.non-electrically operated & equipments	-	80.350	-	502.351
84369929	Parts of oth forestry, poultry-keep/bee-keep machinery non-electrically operated & equipments	1	3.397.314	569	1.185.589
84371010	Electrically operated machine for cleaning, winnowing, sorting or grading of grains or dried leguminous vegetable, other than farm-type machinery	1	2.675	1	16.142
84371020	Non-electrically operated machine for cleaning, winnowing, sorting or grading of grains or dried leguminous vegetable, other than farm-type machinery	-	2.645	-	9.828
84371030	Electrically operated machine for cleaning, winnowing, sorting or grading of seed, other than farm-type machinery	-	140	-	140
84371040	Non-electrically operated machine for cleaning, winnowing, sorting or grading of seed, other than farm-type machinery	331	3.528	1.221	21.112
84378010	Electrically operated machine for hulling of rice and milling of cone type rice, other than farm-type machinery	-	4.126	-	19.390
84378020	Non-electrically operated machine for hulling of rice and milling of cone type rice, other than farm-type machinery	217	9.079	1.296	36.569
84378030	Electrically operated machine for milling of industrial type coffe and rice, other than farm-type machinery	356	2.600	4.764	12.646
84378040	Non-electrically operated machine for milling of industrial type coffe and rice, other than farm-type machinery	25	119	90	620
84378051	Electrically operated machine for polishing of rice, sifting and sieving, cleaning of bran, and husking, other than farm-type machinery	-	40	-	188
84378059	Other machine used in the milling indust or working of cerals, electrically operated	50	6.273	200	31.898
84378061	Non-electrically operated machine for polishing of rice, sifting and sieving, cleaning of bran, and husking, other than farm-type machinery	50	2.650	2.200	12.747
84378069	Other machine used in the milling indust or working of cerals, not electrically operated	547	7.510	1.690	20.128
84379011	Parts of electrically operated machine for cleaning, winnowing, sorting or grading of seed, grains or dried leguminous vegetable, other than farm-type machinery	-	10.844	-	41.160
84379019	Parts of elect operated machines for used in the milling industry/for the working of cereals/dried vegetables	4.000	4.676	6.266	286.963

Tabel 3 : Ekspor Indonesia menurut Komoditi (Kode HS 8 digit)

September 2022

Kode H S	Uraian golongan barang	Berat bersih (Kg)		Nilai F.O.B. (U S \$)	
		Bulan ini	Kumulatif	Bulan ini	Kumulatif
(1)	(2)	(3)	(4)	(5)	(6)
84379021	Parts of non-electrically operated machine for cleaning, winnowing, sorting or grading of seed, grains or dried leguminous vegetable, other than farm-type machinery	-	515	-	2.038
84379029	Parts of non elect operated machinesfor used in the milling industry/for the working of cereals/dried vegetables	-	102.742	-	380.684
84381000	Bakery machinery and machinery for the manufacture of macaroni, spaghetti or similar products	39.008	113.915	563.782	1.690.576
84382010	Electrically operated machine for manufacturing of confectionery, cocoa or chocolate	5.700	17.275	150.000	306.790
84382020	Non-electrically operated machine for manufacturing of confectionery, cocoa or chocolate	5	297	10	345
84383010	Electrically operated machine for manufacturing of sugar	5	183	15	4.071
84383020	Non-electrically operated machine for manufacturing of sugar	320	320	1.066	1.066
84385000	Machinery for the preparation of meat or poultry	73.030	93.359	296.170	400.432
84386000	Machinery for the preparation of fruits, nuts or vegetables	460	7.590	3.227	31.190
84388011	Electrically operated machine for pulpering of coffee	360	6.597	2.267	35.902
84388012	Non-electrically operated machine for pulpering of coffee	-	120	-	150
84388021	Electrically operated machine for the preparation of fish, crustaceans or molluscs	-	353	-	3.950
84388091	Other machine for the industrial preparation/manufacture,electrically operated	131	4.189	445	50.980
84388092	Other machine for the industrial preparation/manufacture,not electrically operated	0	467	5	6.582
84389011	Parts of electrically operated machine for manufacturing of sugar	-	507	-	996
84389012	Parts of electrically operated machine for pulpering of coffee	-	34	-	3.366
84389019	Parts of goods of oth elect machinesfor industrial preparationor manufacture of food/drink, oth than sugar &coffee pulper	4.190	497.286	104.901	1.143.178
84389021	Parts of non-electrically operated machine for manufacturing of sugar	-	124	-	1.126
84389022	Parts of non-electrically operated machine for pulpering of coffee	-	1.088	-	9.260
84389029	Parts of goods of oth non elect machinesfor industrialprep/manufact of food/drink, oth than sugar &coffee pulper	253	23.014	7.882	102.327
84392000	Machinery for making paper or paperboard	1.255	2.927	2.585	5.003
84399100	Parts of machinery for making pulp of fibrous cellulosic material	2.809	12.030	32.490	159.890
84399900	Parts of machinery for making or finishing paper or paperboard	632	9.809	29.152	376.209
84401010	Electrically operated machine for binding book	-	162	-	6.291
84401020	Non-electrically operated machine for binding book	-	8.556	-	300
84409000	Parts of book-binding machinery and parts of book-sewing machines	1.006	8.803	121.759	807.935
84411010	Electrically operated machine for cutting	85	39.102	268	324.027
84411020	Non-electrically operated machine for cutting	-	67	-	272
84414000	Machines for moulding articles in paper pulp, paper or paperboard	-	20.731	-	124.560
84418010	Oth machinery for making up paper pulp,paper/paperboardelectrically operated	30	21.437	750	332.453
84418020	Oth machinery for making up paper pulp,paper/paperboardnot electrically operated	8	4.045	3	4.447
84419000	Parts of other machinery for making up paper pulp, paper or paperboard, including parts of cutting machines of all kinds	92	163.471	1.800	210.054
84423000	Machinery, apparatus and equipment for preparing or making plate	-	579	-	10.926
84424000	Parts of machinery, apparatus and equipment for preparing or making plate	63	1.155	2.109	36.198

Tabel 3 : Ekspor Indonesia menurut Komoditi (Kode HS 8 digit)

September 2022

Kode H S	Uraian golongan barang	Berat bersih (Kg)		Nilai F.O.B. (U S \$)	
		Bulan ini	Kumulatif	Bulan ini	Kumulatif
		(1)	(2)	(3)	(4)
84425000	Plates, cylinders and other printing components; plates, cylinders and lithographic stones, prepared for printing purposes (for example, planed, grained or polished)	25.388	40.104	119.213	318.774
84431100	Offset printing machinery, reel-fed	1	43.666	90	400.408
84431200	Offset printing machinery, sheet-fed, office type (using sheets with one side not exceeding 22 cm and the other side not exceeding 36 cm in the unfolded state)	-	30	-	40
84431300	Offset printing machinery, sheet-fed, office type (using sheets with one side exceeding 22 cm and the other side exceeding 36 cm in the unfolded state)	-	221.104	-	1.068.622
84431400	Letterpress printing machinery, reel-fed, excluding flexographic printing	-	5.674	-	11.256
84431500	Letterpress printing machinery, other than reel-fed, excluding flexographic printing	-	279	-	6.567
84431600	Flexographic printing machinery	95	31.238	503	438.123
84431700	Gravure printing machinery	-	200	-	389
84431900	Printing machinery; used for printing by means of plates, cylinders and other printing components of heading 84.42, n.e.c. in item no. 8443.1	21.285	181.819	269.968	2.168.053
84433111	Colour Printer-copiers, printing by the ink-jet process	148	43.026	3.819	637.224
84433119	Non-colour Printer-copiers, printing by the ink-jet process	840	9.443	15.734	96.503
84433121	Colour Printer-copiers, printing by the laser process	-	21	-	290
84433129	Non-colour Printer-copiers, printing by the laser process	-	175	-	1.804
84433131	Combination of colour printer-copier-facsimile machines	4.480	10.156	5.125	10.621
84433139	Combination of non-colour printer-copier-facsimile machines	-	26	-	19.000
84433191	Combination printer-copier-scanner-facsimile machines	5.430.975	33.856.686	115.249.533	886.214.428
84433199	Oth machines which perform >= 2 function of printing, copying/facs, capable of connect to an auto data process/network	15	2.913	452	47.256
84433211	Colour dot matrix printers	6	28	430	1.080
84433219	Non-colour dot matrix printers	741.933	4.076.240	13.445.674	77.822.907
84433221	Colour ink-jet printers	241.506	2.959.718	3.940.866	60.274.343
84433229	Non-colour ink-jet printers	156	39.302	5.660	373.318
84433231	Colour laser printers	45	60	696	921
84433239	Non-colour laser printers	80	1.276	1.139	18.869
84433240	Facsimiles machines	-	91	-	53.695
84433250	Screen printing machinery for the manufacture of printed circuit boards or printed wiring boards	-	4	-	655
84433290	Oth printers, copying machines & facsimile, not combined; capable to connect to network	234.598	1.898.273	8.031.258	62.141.616
84433910	Electrostatic photocopying apparatus, operating by reproducing the original image directly onto the copy (direct process)	182	1.486	432	18.019
84433920	Electrostatic photocopying apparatus, operating by reproducing the original image via an intermediate onto the copy (indirect process)	50	1.915	700	16.556
84433930	Other photocopying apparatus incorporating an optical system	-	1.150	-	3.072
84433940	Ink-jet printer, not capable of connect to a network	1.131	2.370	11.203	40.655
84433990	Oth printers, copying machines & facsimile, not capable to connect to a network	298	20.510	9.999	206.063
84439100	Parts and accessories of printing machinery used for printing by means of plates, cylinders and other printing components of heading 8442	344.665	1.978.478	16.862.994	109.820.699
84439910	Parts of screen printing machinery for the manufacture of printed circuit boards or printed wiring boards	2	83	826	9.314
84439920	Ink-filled printer cartridges	537.365	3.812.071	11.268.573	84.115.306
84439930	Paper feeders; paper sorters	1	105	61	7.765
84439990	Parts and accessories of other printing machinery	103.038	1.160.467	2.031.987	15.881.698
84440010	Electrically operated machines for extruding, drawing, texturing or cutting man-made textile materials	-	140	-	201

Tabel 3 : Ekspor Indonesia menurut Komoditi (Kode HS 8 digit)

September 2022

Kode H S	Uraian golongan barang	Berat bersih (Kg)		Nilai F.O.B. (U S \$)	
		Bulan ini	Kumulatif	Bulan ini	Kumulatif
(1)	(2)	(3)	(4)	(5)	(6)
84451110	Electrically operated machines for textile carding	-	150.951	-	291.100
84451300	Drawing or roving machines	-	32.540	-	162.450
84452010	Electrically operated machines for spinning textile	-	62.811	-	85.260
84454010	Electrically operated machines for winding or reeling textile	1.790	153.324	13.444	1.011.446
84454020	Non-electrically operated machines for winding or reeling textile	-	3.790	-	28.969
84459010	Electrically operated machines for preparing textile yarn	-	37.395	-	65.136
84459020	Non-electrically operated machines for preparing textile yarn	1	1	10	10
84461010	Electrically operated machines for weaving fabrics of a width not exceeding 30 cm	-	10	-	50
84461020	Non-electrically operated machines for weaving fabrics of a width not exceeding 30 cm	-	12.450	-	5.928
84463000	Machines for weaving fabrics of a width exceeding 30 cm, shuttleless type	9.800	34.850	10.700	279.876
84471100	Circular knitting machines with cylinder diameter not exceeding 165 mm	-	759	-	1.101
84471200	Circular knitting machines with cylinder diameter exceeding 165 mm	-	26.211	-	183.690
84472010	Flat knitting machines and stitch-bonding machines, electrically operated	754	77.368	626	436.342
84472020	Flat knitting machines and stitch-bonding machines, non-electrically operated	-	17.450	-	14.684
84479010	Electrically operated machines for making gimped yarn, tulle, lace, embroidery, trimmings, braid or net and for tufting	1	32.611	2	70.287
84479020	Non-electrically operated machines for making gimped yarn, tulle, lace, embroidery, trimmings, braid or net and for tufting	20.182	30.355	32.830	36.966
84481110	Electrically operated dobbies ana jackquards and electrically operated machines for card reducing, copying, punching or assembling for use therewith	-	12	-	294
84481910	Auxiliary electrically operated machine for use with machines of heading 8444, 8445, 8446 or 8447 with automatic stop motions and shuttle changing mechanism	1	1	2	2
84482000	Parts and accessories of machines of heading 8444 or of their auxiliary machinery	4.777	51.822	454.318	4.509.993
84483200	Part & acc of machines for preparing textile fibres, oth than card clothing	-	372	-	114.646
84483300	Spindles, spindle flyers, spinning rings and ring travellers	192	748	3.438	12.829
84483900	Combs, extruding nipples, shuttles, healds and heald-frames, hosiery needles	5	1.009	131	37.225
84484200	Reeds for looms, healds and heald-frames	744	8.212	41.654	499.993
84484911	Shuttles for electrically operated machines	-	240	-	300
84484912	Shuttles for non-electrically operated machines	-	8	-	75
84484990	Other parts and accessories of weaving machines (looms) or of their auxiliary machinery, other than Shuttles	5.923	58.952	271.645	2.508.944
84485100	Sinkers, needles and other articles used in forming stitches	0	0	2	2
84485900	Parts and accessories of machines of heading 8447 or of their auxiliary machinery other than sinkers, needles and other articles used in forming stitches	2.160	70.712	5.069	177.527
84490000	Machinery for the manufacture or finishing of felt or nonwovens in the piece or in shapes, including machinery for making felt hats; blocks for making hats	-	97.003	-	627.126
84501110	Fully-automatic household or laundry-type machines, each of dry linen capacity not exceeding 6 kg	237	3.536	275	6.544
84501190	Fully-automatic household or laundry-type machines, each of dry linen capacity exceeding 6 kg but not exceeding 10 kg	104.436	1.050.719	478.837	4.736.823
84501210	Household or laundry-type machines with built in centrifugal drier, each of dry linen capacity not exceeding 6 kg	-	22.651	-	63.361

Tabel 3 : Ekspor Indonesia menurut Komoditi (Kode HS 8 digit)

September 2022

Kode H S	Uraian golongan barang	Berat bersih (Kg)		Nilai F.O.B. (U S \$)	
		Bulan ini	Kumulatif	Bulan ini	Kumulatif
(1)	(2)	(3)	(4)	(5)	(6)
84501290	Household or laundry-type machines with built in centrifugal drier, each of dry linen capacity exceeding 6 kg but not exceeding 10 kg	18.606	260.002	88.582	1.429.085
84501919	Other household or laundry-type machines, electrically operated, with a dry linen capacity exceeding 6 kg but not exceeding 6 kg	-	1.784	-	5.469
84501999	Other household or laundry-type machines, non-electrically operated, with a dry linen capacity exceeding 6 kg but not exceeding 6 kg	-	75	-	255
84502000	Householde or laundry-type machines, each of dry linen capacity exceeding 10 kg	50.001	702.650	233.087	3.357.579
84509010	Parts of householde or laundry-type machines, each of dry linen capacity exceeding 10 kg	1.088	9.883	33.733	315.435
84509020	Parts of machines of subheading 845011, 845012 or 845019	1.850	17.588	13.916	270.783
84511000	Dry-cleaning machines	1.000	2.804	4.556	17.349
84512100	Drying-machines each of a dry linen capacity not exceeding 10 kg	0	265	5	1.402
84512900	Drying-machines each of a dry linen capacity exceeding 10 kg	500	5.770	5.487	58.809
84513010	Single roller type domestic ironing machines	-	30	-	250
84513090	Presses machines including fusing presses	13	16.351	15	27.220
84514000	Washing, bleaching or dyeing machines	68	1.988	113	52.090
84515000	Machines for reeling, unreeling, folding, cutting or pinking textile fabrics	1.250	3.552	13.653	28.707
84518000	Machines for dressing, finishing, coating or impregnating textile yarns, fabrics or made up textile articles; for applying the paste to the base fabric or other support used in the manufacture of floor coverings such as linoleum	630	56.975	5.146	301.083
84519090	Parts of machines of a dry linen capacity exceeding 10 kg	2.094	4.275	22.981	76.810
84521000	Sewing machines of the household type	415	6.498	2.899	51.986
84522100	Other sewing machines, other than book-sewing machines, with automatics unit	523	42.052	15.015	143.368
84522900	Other sewing machines, other than book-sewing machines, with non-automatics unit	5.211	34.597	95.845	413.519
84523000	Sewing machine needles	-	45	-	407
84529011	Arms and beds; stands with or without centre frames; flywheels; belt guards; treadles or pedals of machinery of subheading 84521000	-	39.750	-	53.904
84529012	Furniture, bases and covers and parts thereof of machinery of subheading 84521000	70	838	1.748	9.432
84529019	Other parts of sewing machines of subheading 84521000	9	271	123	4.952
84529091	Arms and beds; stands with or without centre frames; flywheels; belt guards; treadles or pedals of other than machinery of subheading 84521000	-	1.564	-	18.793
84529092	Furniture, bases and covers and parts thereof of other than machinery of subheading 84521000	-	8	-	16
84529099	Other parts of sewing machines of other than machinery of subheading 84521000	123	13.921	124	77.051
84531010	Electrically operated machines for preparing, tanning or working hides, skins or leather, other than sewing machines	-	108.627	-	1.673.279
84532010	Electrically operated machines for making or repairing footwear, other than sewing machines	7.000	7.902	193.698	215.803
84538010	Electrically operated machines for making or repairing other articles of hides, skins or leather, other than sewing machines	-	3.447	-	40.650
84538020	Non-electrically operated machines for making or repairing other articles of hides, skins or leather, other than sewing machines	50	351	349	2.539
84539000	Parts of machinery of subheading 8453	-	2.549	-	19.423
84541000	Converters of a kind used in metallurgy or in metal foundries	10	55	2.589	7.966
84542000	Ingot moulds and ladles of a kind used in metallurgy or in metal foundries	3.090	10.614	32.310	115.932

Tabel 3 : Ekspor Indonesia menurut Komoditi (Kode HS 8 digit)

September 2022

Kode H S	Uraian golongan barang	Berat bersih (Kg)		Nilai F.O.B. (U S \$)	
		Bulan ini	Kumulatif	Bulan ini	Kumulatif
(1)	(2)	(3)	(4)	(5)	(6)
84543000	Casting machines of a kind used in metallurgy or in metal foundries	100	4.715	819	27.023
84549000	Parts of converts, ladles, ingot moulds & casting machines	46.537	629.433	381.783	3.776.918
84552200	Cold metal-rolling mills	-	14.170	-	71.835
84553000	Rolls for rolling mills	-	3	-	66
84559000	Other parts of metal-rolling mills	6.000	8.047	6.060	25.232
84561110	Operated by laser machine for the manufacture of printed circuits, printed circuit assemblies, parts of heading 8517, or parts of automatic data processing machines	-	188	-	159.658
84561190	Other operated by laser machine-tools for working any material by removal of material	225	9.118	136.068	1.004.345
84562000	Machine-tools for working any material by removal of material, by ultrasonic process	-	550	-	28.573
84563000	Machine-tools for working any material by removal of material, by electro-discharge process	-	4.235	-	72.500
84564010	Machine-tools, numerically controlled, for working any material by removal of material, by plasma arc processes, for the manufacture of printed circuit boards or printed wiring boards	-	101	-	7.859
84564090	machinestool for work any material by removal material,by plasma arc processes, for oth than manufact of PCB/PWB	-	344	-	16.494
84565000	Water-jet cutting machines	-	20	-	45
84569020	Wet processing equipments for the application by immersion of electrochemical solutions, for the purpose of removing material on printed circuit boards or printed wiring boards	-	53	-	11.320
84569090	Machine-tools for working any material by removal of material, by ionic-beam process	-	2.061	-	12.623
84571010	Machining centres of spindle power not exceeding 4 kW for working metal	7	855	2.101	88.499
84571090	Machining centres of spindle power exceeding 4 kW for working metal	-	106.007	-	556.995
84572000	Unit construction machines (single station) for working metal	-	39	-	1.296
84573000	Multi-station transfer machines for working metal	-	22.314	-	1.138.532
84581190	Horizontal lathes for removing metal, numerically controlled of spindle exceeding 4 kW	47	21.292	1.234	314.163
84581990	Horizontal lathes for removing metal, non-numerically controlled with the distance between the main spindle centre and the bed exceeding 300 mm	-	9.500	-	8.847
84589100	Other lathes for removing metal, numerically controlled	-	13.414	-	7.296
84589990	Other lathes for removing metal, non-numerically controlled, with the distance between the main spindle centre and the bed exceeding 300 mm	26	29.345	10.543	41.654
84591000	Way-type unit head machines for drilling, boring, milling, threading or tapping by removing metal, other than lathes (including turning centres) of heading 8458	-	185	-	629
84592100	Other drilling machines that numerically controlled	-	1.943	-	45.960
84592910	Other drilling machines that non-numerically controlled and electrically operated	31	705	80	144.240
84592920	Other drilling machines that non-numerically controlled and non-electrically operated	2	125	1.730	354.170
84593910	Other boring-milling machines that non-numerically controlled and electrically operated	64	23.045	5.418	40.951
84594100	Other boring machines that numerically controlled	-	10	-	696
84594910	Other boring machines that non-numerically controlled and electrically operated	-	27	-	11.673
84595100	Knee-type milling machines that numerically controlled	-	1.067	-	37.817
84595910	Knee-type milling machines that non-numerically controlled and electrically operated	-	44	-	21.304
84596100	Other milling machines that numerically controlled	62	68	1.526	2.373

Tabel 3 : Ekspor Indonesia menurut Komoditi (Kode HS 8 digit)

September 2022

Kode H S	Uraian golongan barang	Berat bersih (Kg)		Nilai F.O.B. (U S \$)	
		Bulan ini	Kumulatif	Bulan ini	Kumulatif
		(1)	(2)	(3)	(4)
84596910	Other milling machines that non-numerically controlled and electrically operated	-	19	-	201
84596920	Other milling machines that non-numerically controlled and non-electrically operated	-	150	-	75
84597010	Other threading or tapping machines that electrically operated	-	4.290	-	5.722
84597020	Other threading or tapping machines that non-electrically operated	-	60	-	150
84601200	Numerically controlled flat-surface grinding machines	2	236	20	640
84601900	Non-numerically controlled flat-surface grinding machines	10	556	30	3.150
84602200	Centreless grinding machines, numerically controlled	-	119	-	291.147
84602300	Other cylindrical grinding machines, numerically controlled	-	15.793	-	243.761
84602400	Other of other grinding machines, numerically controlled	1.431	10.663	17.215	132.173
84602910	Other grinding machines, not numerically controlled,electrically operated	71	10.040	1.220	144.048
84602920	Other grinding machines, not numerically controlled,not electrically operated	-	75	-	5.699
84603110	machinestools, numerically controlled, for sharpening drillingbits,shank diameter<=3,175mm, fixed collets, power<=0.74kW	-	1	-	76
84603190	machinestools, numeric controlled, for sharpen drill bits oththan shank diameter<=3,175mm, fixed collets, power<=0.74kW	11	36	85	651
84603910	Oth sharpening (tool/cutter grinding) mach, not numericallycontrolled, electrically operated	4	121	102	2.251
84603920	Oth sharpening (tool/cutter grinding) mach, not numericallycontrolled, not electrically operated	-	101	-	1.169
84604000	Honing or lapping machines	237	1.604	4.135	162.145
84609010	Oth mach-tools for deburring, sharpening, grinding, honing, lapping, or similar, electrically operated	3	205	20	9.491
84609020	Oth mach-tools for deburring, sharpening, grinding, honing, lapping, or similar, not electrically operated	-	65	-	1.533
84612000	Shaping or slotting machines	-	1.451	-	9.748
84614000	Gear cutting, gear grinding or gear finishing machines	2	2	2.130	2.130
84615000	Sawing or cutting-off machines	3	7.084	40	256.781
84619020	Planing machines	-	60	-	299
84619090	Other machine-tools working by removing metal or cermet, not elsewhere specified or included	1.147	7.998	49.239	387.932
84621100	Closed die forging machines	-	22.007	-	129.922
84621900	Other hot forming machines for forging and hot hammers	18.831	99.180	280.768	690.515
84622290	Non-numerically controlled machines for profile forming	-	5	-	10
84622500	Numerically controlled roll forming machines	-	6.665	-	90.273
84622600	Other numerically controlled bending, folding, straightening or flattening machines	-	19.950	-	15.000
84622900	Bending, folding, straightening or flattening machines (including press brakes) for flat products other than HS Code 84622210-84622600	23.835	25.333	34.000	52.428
84623290	Non-numerically controlled machine for slitting lines and cut-to-length lines for flat product, other than combined punching and shearing machines	-	6.150	-	6.000
84623900	Non-numerically controlled shearing machines	-	24.263	-	293.520
84624900	Non-numerically controlled machines for punching, notching or nibbling (excluding presses) for flat products and combine both of punching and shearing	1	45.482	25	69.836
84625100	Numerically controlled machines for working tube, pipe, hollow section and bar (excluding presses)	-	5.648	-	37.211
84626199	Other non-numerically controlled hydraulic presses machines	-	59.017	-	84.300
84626219	Other numerically controlled mechanical presses machines	75	10.675	70	10.220
84629010	Machine tools, die forging or die stamping machines	-	62	-	3.435
84629090	Machine tools, other die forging or die stamping machines	4.070	67.228	192.725	920.786

Tabel 3 : Ekspor Indonesia menurut Komoditi (Kode HS 8 digit)

September 2022

Kode H S	Uraian golongan barang	Berat bersih (Kg)		Nilai F.O.B. (U S \$)	
		Bulan ini	Kumulatif	Bulan ini	Kumulatif
(1)	(2)	(3)	(4)	(5)	(6)
84631010	Draw-benches for bars, tubes, profiles, wire/the like,electrically operated	-	21.909	-	140.223
84632010	Thread rolling machines, electrically operated	-	83.508	-	161.938
84633010	Machines for working wire, electrically operated	-	2.868	-	118.342
84633020	Machines for working wire, not electrically operated	-	3	-	1.372
84639010	Other mach-tools for working metals/cermets, w/o removingmaterial, electrically operated	-	8.526	-	91.046
84641010	Sawing machines for working stone, ceramics/like mineralmaterials/for cold-working glass, electrically operated	4	1.248	65	223.229
84642010	Grinding/polishing machinesfor working stone, ceramics/likemineral material/for cold-work glass,electric operated	0	19.946	16	1.697
84649010	Oth machines for working stone, ceramics/like mineralmaterials/for cold-working glass, electrically operated	-	5.970	-	17.327
84649020	Oth machines for working stone, ceramics/like mineralmaterials/for cold-working glass, not electrically operated	-	7	-	57
84651000	machineswhich can carry out diff types of machining operationsw/o tool change between such operations	-	41.755	-	303.670
84659110	Sawing machines for scoring PCB/ PWB or PCB/PWB substrateselectrically operated	-	131.544	-	684.390
84659190	Sawing machines other than of a kind used for scoring printed circuit boards or printed wiring boards or printed circuit board or printed wiring board substrates	50	2.475	325	52.748
84659210	Planing, milling/moulding machinesfor routing PCB/PWB or PCB/PWB substrates, accepting router bits with shank D<=3.175mm	-	2	-	157
84659290	Planing, milling or moulding (by cutting) machines for routing PCB/PWB or PCB/PWB substrates, accepting router bits with a shank diameter exceeding 3175 mm, for scoring PCB/PWB or PCB/PWB substrates	-	5.005	-	6.801
84659310	Grinding, sanding or polishing machines, for working woodcork, bone/similar hard materials, electrically operated	-	549	-	57.719
84659320	Grinding, sanding or polishing machines, for working woodcork, bone/similar hard materials,not electrically operated	-	96	-	73.037
84659400	Bending or assembling machines	-	7	-	14
84659510	Drilling machinesfor manufact of PCB/PWB, with a spindle speed>50,000rpm and accept drill bits of shank D<=3.175mm	15	137	701	1.431
84659590	Drilling machines for the manufacture of printed circuit boards or printed wiring boards, with a spindle speed not exceeding 50,000 rpm & accepting drill bits of a shank diameter not exceeding 3175 mm	-	15	-	60
84659600	Splitting, slicing or paring machines	1.343	146.895	4.543	1.423.838
84659910	Lathes	-	700	-	248
84659950	machinesfor deburring the surfaces of PCB/PWB during manufact,machinesfor scoring&laminating presses for PCB/PWB/substrates,	-	45	-	327
84659960	Oth machinestools for working wood, cork, bone/similar hardmaterials, electrically operated	0	7.765	1	122.383
84659990	Oth machinestools for working wood, cork, bone/similar hardmaterials, not electrically operated	-	1.458	-	50.081
84661010	Tool holder&self-opening diehead for machinesof 84569010, 84569020/84603110/84659110/84659210/84659510/84659950	2.179	26.547	19.866	233.493

Tabel 3 : Ekspor Indonesia menurut Komoditi (Kode HS 8 digit)

September 2022

Kode H S	Uraian golongan barang	Berat bersih (Kg)		Nilai F.O.B. (U S \$)	
		Bulan ini	Kumulatif	Bulan ini	Kumulatif
(1)	(2)	(3)	(4)	(5)	(6)
84661090	Tool holder&self-opening diehead for machinesoth of 8456901084569020/84603110/84659110/84659210/84659510/84659950	1.627	34.343	45.464	992.380
84662010	Work holders for machinesof 85469010, 84569020, 84603110,84659110, 84659210, 84659510, 84659950	1	8	487	687
84662090	Work holders for machinesoth than of 85469010, 84569020,84603110, 84659110, 84659210, 84659510, 84659950	40.189	653.592	238.230	4.364.526
84663000	Dividing heads and other special attachments for machines	104	4.198	14.398	68.908
84669100	Parts for machines of heading 8464	-	6.946	-	21.820
84669200	Parts for machines of heading 8465	1.391	1.511	8.258	14.289
84669330	Parts for machines of subheading 84561110, 84561210, 84562000, or 84563000, of a kind used solely or principally for the manufacture of printed circuits, printed circuit assemblies, parts of machines of heading 8517, or parts of automatic data processing machines of heading 8471; for machines of subheading 845710, 84589100, 84592100, 84592910,84596100, 84596910, or 84615000, of a kind used solely or principally for the manufacture of parts of machines of heading 8517, or parts of automatic data processing machines of heading 8471	-	2	-	98
84669340	Parts for machines of subheading 84565000	-	49	-	2.036
84669390	Oth parts & accessories for machines of head 8456 to 8461oth than subhead 84564010,84569020 or 84603110	5.240	50.884	179.833	2.649.913
84669400	Machine-tools; parts and accessories, for the machines of heading no. 8462 or 8463, n.e.c. in heading no. 8466	21.736	109.755	263.712	1.589.364
84671100	Tools for working in the hand pneumatic rotary tipe (including combined rotary-percussion)	696	3.509	47.777	376.226
84671900	Tools for working in the hand pneumatic other rotary tipe (including combined rotary-percussion)	159	93.052	3.556	1.396.133
84672100	Drills of all kinds with self-contained electric motor	5	13.925	308	281.650
84672200	Saws with self-contained electric motor	20	301	242	3.599
84672900	Tools; for working in the hand, with self-contained electric motor; other than saws and drills	1.357	179.322	32.380	3.803.460
84678100	Chains saws with self-contained electric motor	95	6.022	1.055	39.267
84678900	Tools; for working in the hand, (other than chain saws), hydraulic or with self-contained non-electric motor, (not pneumatic)	3.151	70.242	14.558	991.344
84679110	Part of chains saws of electro-mechanical type	-	6	-	321
84679190	Other part of chains saws of electro-mechanical type	394	638	399	1.548
84679200	Parts of tools working in the hand of pneumatic	156	3.635	4.196	131.208
84679910	Other parts of tools of goods of drills, saws & all kinds non-electric motor	5.069	32.544	25.069	143.296
84679990	Other parts of tools of goods of other than drills, saws and all kinds, non-electric motor	3.721	34.989	47.380	179.327
84681000	Hand-held blow pipes	-	18	-	62.500
84682010	Hand-operated (not hand-held) gas welding or brazing appliances for metal	350	6.111	1.072	9.772
84682090	Other hand-operated (not hand-held) gas welding or brazing appliances for other than metal	48	2.013	8.285	27.716
84688000	Machinery and apparatus; for soldering, brazing or welding, whether or not capable of cutting, n.e.c. in heading no. 8468	400	809	252	24.657
84689020	Parts of goods of gas welding or brazing appliaances formetal	-	10	-	234
84689090	Parts of goods of gas welding or brazing appliaances forother than metal	1.657	11.790	236.205	706.048
84701000	Electronic calc,pocket-size data recording, reproducing and displaying machines with calculating functions	21	19.999	482	17.666
84702900	Calculating machines; electronic, (not incorporating a printing device), needing an external power source	11	132	42	396
84703000	Calculating machines; non-electronic	52	8.059	168	217.439
84705000	Cash register	11.702	101.664	342.861	3.032.126
84709010	Postage-franking machines	4	4	50	50

Tabel 3 : Ekspor Indonesia menurut Komoditi (Kode HS 8 digit)

September 2022

Kode H S	Uraian golongan barang	Berat bersih (Kg)		Nilai F.O.B. (U S \$)	
		Bulan ini	Kumulatif	Bulan ini	Kumulatif
(1)	(2)	(3)	(4)	(5)	(6)
84709090	Ticket-issuing machines and similar machines	3.326	88.130	254.521	7.078.531
84713020	Laptops including notebooks and subnotebooks	11.703	221.878	940.106	22.026.782
84713090	Oth portable automatic data processing machines, weighting<= 10 kg	311	10.038	23.685	754.093
84714110	Personal computers exclud portable computer,CPU& I/O unitwhether or not combined	328	4.018	2.119	127.605
84714190	Other PC excluding portable computer,CPU& I/O unit whetheror not combined	3.841	1.944.490	24.996	91.793.358
84714910	Personal computers in the form of systems exclud portablecomputers (laptop/notebook)	430	3.617	3.029	112.130
84714990	Other personal computers in the form of systems excluding portable computers (laptop/notebook)	916	7.844	94.514	909.771
84715010	Processing units for personal (incl. portable) computersnot comprising & not presented in the form systems systems	308	36.936	23.639	2.069.145
84715090	Oth processing unit for personal comp.(excl.portable comp) not comprising & not presented in the form systems systems	1.216	160.441	215.464	7.569.786
84716030	Computer keyboards	444	10.133	58.105	710.956
84716040	Mouses, light pens, joysticks, track balls, and touch sensitive screens	27.593	316.203	1.561.304	17.190.352
84716090	Other input or output units, whether or not containing storage units in the same housing	34.387	203.454	1.115.043	7.045.257
84717020	Hard disk drive	4.441	13.624	105.292	918.961
84717030	Tape drive	7	373	4.294	138.699
84717040	Optical disk drives, including CD-ROM drives, DVD drives and CD-R drives	133	1.566	6.426	90.598
84717090	Storage units other than hard disk drives, tape drives, optical disk drives, including CD-ROM drives, DVD drives and CD-R drives	405	255.150	39.902	1.939.210
84718010	Control and adaptor units	9.217	12.367	448.214	1.037.408
84718070	Sound cards or video cards	134	1.194	15.756	217.972
84718090	Other control units	338	5.084	89.128	637.016
84719010	Bar code readers	9.975	279.130	293.801	7.977.456
84719030	Electronic fingerprint identification systems	58	1.425	7.150	177.732
84719040	Other optical character readers	15	970	18.412	120.864
84719090	Other units of automatic data processing machines :	14.059	185.154	4.480.489	47.842.472
84721000	Duplicating machines	-	19	-	201
84729010	Automatic teller machines	-	20.041	-	722.777
84729049	Oth typewriters auto oth than printers of heading 8443	80	19.157	7.762	721.656
84729050	Word-processing machines	-	8.145	-	160.952
84729060	Other word-processing machines with electrically operated	5	346	10	9.113
84729090	Other word-processing machineswith not electrically operated	2	1.794	42	2.351
84732100	Parts of the electronic calculating machines of subheading 84701000, 84702100 or 84702900	159	2.332	10.909	33.305
84732900	Parts of the electronic calculating machines oth than subheading 84701000, 84702100 or 84702900	1.752	24.523	137.390	2.468.455
84733010	Parts and accessories assembled printed circuit boards of the machines of heading 8471	168.224	776.122	7.863.308	76.934.364
84733090	Parts and accessories assembled other than printed circuit boards of the machines of heading 8471	802.355	6.255.723	11.454.884	72.455.908
84734000	Parts and accessories of the machines of heading 8472	5.306	51.457	1.875.633	9.710.219
84735010	Parts and accessories suitable for use with the machines of heading 8471	-	12	-	1.268
84735090	Parts and accessories suitable for use with the machines of heading 8470 and 8472	2.584	133.913	54.401	4.587.531
84741010	Sorting, screening, separating or washing machines electrically operated	56	40.016	9.755	244.123
84741020	Sorting, screening, separating or washing machines non electrically operated	-	2.302	-	75.002

Tabel 3 : Ekspor Indonesia menurut Komoditi (Kode HS 8 digit)

September 2022

Kode H S	Uraian golongan barang	Berat bersih (Kg)		Nilai F.O.B. (U S \$)	
		Bulan ini	Kumulatif	Bulan ini	Kumulatif
(1)	(2)	(3)	(4)	(5)	(6)
84742011	Crushing or grinding machines stone electrically operatedfor stone	-	20	-	495
84742019	Crushing or grinding machines stone electrically operatedfor other than stone	-	23.903	-	68.444
84742029	Crushing or grinding machines stone not electrically operated for other than stone	-	155	-	253
84743110	Concrete or mortar mixers electrically operated	750	48.031	526	81.625
84743120	Concrete or mortar mixers not electrically operated	1.000	5.554	250	5.210
84743219	Machines for mixing mineral substances with bitumen electrically operated of an output capacity > 80 t/h	100	300	225.635	227.239
84743229	Machines for mixing mineral substances with bitumen not electrically operated of an output capacity > 80 t/h	-	282	-	400
84743910	Other machines for mixing mineral substances with bitumen electrically operated	2.715	9.846	1.675	24.983
84748010	Machinery for agglomerating, shaping or moulding, for forming foundry moulds of sand electrically operated	-	8.001	-	245.274
84748020	Machinery for agglomerating, shaping or moulding, for forming foundry moulds of sand not electrically operated	-	20	-	22.050
84749000	Parts of machines of subheading 8474	3.553.904	35.008.584	12.083.305	104.552.858
84751000	Machines for assembling electric or electronic lamps, tubes or valves or flashbulbs, in glass envelopes	-	205	-	9.361
84752900	Machines; for manufacturing or hot working glass or glassware, not for making optical fibres and preforms thereof	-	4.182	-	217.170
84759090	Parts of machines of subheading 8475 other than subheading 84752100	1	398	69	1.163
84762100	Automatic beverage-vending machines incorporating heating or refrigerating devices	-	10.572	-	81.963
84762900	Machines; automatic beverage-vending machines, not incorporating heating or refrigerating devices	-	1	-	20
84769090	Parts of automatic goods-vending machines other than money changing machines	11.099	969.646	243.928	8.164.260
84771010	Injection machines for moulding rubber	81.356	197.397	1.177.246	2.130.535
84771031	Injection machines for palstics, poly (vinyl chloride)	-	222.179	-	351.440
84771039	Other injection machines for palstics	1	144.921	10	1.320.014
84772010	Extruders machine for rubber	-	766	-	3.335
84772020	Extruders machine for plastics	51	4.128	179	13.591
84773000	Blow moulding machines	5.734	48.858	96.955	421.780
84774010	Vacuum machines for moulding or forming rubber	-	213.392	-	753.570
84774020	Vacuum machines for moulding or forming plastics	5.075	5.076	30.000	30.002
84775910	Other machines for moulding or forming rubber	315	16.143	655	614.282
84775920	Other machines for moulding or forming plastics	2	6.077	5	78.168
84778010	Other machine for working rubber/products from rubber, electrically operated	-	29.240	-	113.992
84778020	Other machine for working rubber/products from rubber, not electrically operated	-	470	-	42.500
84778031	Lamination presses for the manufacture of PCB/PWBelectrically operated	-	475	-	329
84778039	Oth lamination presses for plastics/products from plastics, electrically operated	2.091	90.620	40.000	433.903
84779010	Parts of machine for working rubber/products from rubber, electrically operated	5.467	50.632	53.559	330.485
84779020	Parts of machine for working rubber/products from rubber, not electrically operated	1	1.312	231	33.310
84779032	Parts of lamination presses for the manufacture of PCB/PWBelectrically operated	477	8.588	20.002	365.868
84779039	Parts of electric machine for working plastic&productsoh than lamination presses for manufacture of PCB/PWB	19.363	50.687	59.581	740.719
84779040	Parts of non-electric machine for working plastics/products from plastics materials	127	4.333	275	34.022
84781010	Machines for preparing or making up tobacco,electrically operated	38.547	304.134	2.120.566	16.497.863

Tabel 3 : Ekspor Indonesia menurut Komoditi (Kode HS 8 digit)

September 2022

Kode H S	Uraian golongan barang	Berat bersih (Kg)		Nilai F.O.B. (U S \$)	
		Bulan ini	Kumulatif	Bulan ini	Kumulatif
		(1)	(2)	(3)	(4)
84781020	Machines for preparing or making up tobacco, not electrically operated	10.039	151.604	153.895	1.950.129
84789000	Parts of machinery for preparing or making up tobacco that not specified or included machines elsewhere in this Chapter	1.295	24.902	82.657	1.082.620
84791010	Machines for public works/building/the like, electrically operated	2.234	128.566	207.188	2.071.740
84791020	Machines for public works/building/the like, not electrically operated	210	25.402	4.981	220.380
84792010	Machines for the extraction/preparation of animal/fixed vegetable fats or oils, electrically operated	2.626	21.473	22.762	99.242
84793000	Presses for the manufacture of particle board or fibre building board of wood or other ligneous materials and other machinery for treating wood or cork	-	160.301	-	248.584
84794010	Rope or cable-making machines, electrically operated	-	24	-	537
84794020	Rope or cable-making machines, not electrically operated	-	1.020	-	48.354
84795000	Industrial robots machines,not elsewhere specified/included	2	1.715	85	43.875
84796000	Machines evaporative air coolers	12	5.804	172	69.841
84797100	Passenger boarding bridges of kind a used in airports	-	291.136	-	1.561.000
84797900	Machinery and mechanical appliances; passenger boarding bridges, other than of a kind used in airports	12	135.308	10	1.326.913
84798110	Machines for treating metal, including electric wire coilwinders, electrically operated	2.800	786.847	95.845	14.358.991
84798120	Machines for treating metal, including electric wire coilwinders, not electrically operated	-	617.932	-	2.423.724
84798210	Mixing, kneading, crushing, grinding, screening, sifting, homogenising, emulsifying/stirring machines, electically operated	9.202	129.693	109.830	2.875.477
84798220	Mixing, kneading, crushing, grinding, screening, sifting, homogenising, emulsifying/stirring machines, not elect. operated	18.707	45.466	678.138	719.537
84798910	Automated machines for the placement or the removal of components or contact elements of a kind used solely or principally for the manufacture of printed circuit assemblies	-	9.915	-	76.042
84798950	Machines for assembling CPU daughter boards in plastic cases or housings; apparatus for the regeneration of chemical solutions used in the manufacture of PCB; equipment for mechanically cleaning the surfaces of PCB during manufacturing; registration equipment for the alignment of PCB or PCA in the manufacturing process	4	4.352	21.486	75.766
84798961	Electrically operated automatic service-vending machines	-	1.846	-	105.102
84798969	Electrically operated non-automatic service-vending machines	43.156	7.140.926	621.251	9.135.288
84798970	Non-electrically operated automatic service-vending machines	60.962	797.010	817.825	17.464.149
84799010	Non-electrically operated non-automatic service-vending machines	-	14.692	-	126.943
84799050	Parts of goods of subheading 84798910	12.326	141.481	43.231	802.930
84799090	Parts of goods of subheading 84798950	37.356	837.878	881.346	18.714.078
84801000	Moulding boxes for metal foundry	15	14.628	28	349.246
84802000	Mould bases	46.687	154.264	91.658	604.061
84803010	Moulding patterns of copper	3	3	54	54
84803090	Moulding patterns of other materials	814	37.296	9.571	1.496.687
84804100	Moulds for metal/metal carbides injection or compression types	23.810	111.318	362.712	2.948.605
84804900	Moulds; for metal or metal carbides, other than injection or compression types	39.605	166.787	1.189.347	3.934.305
84805000	Moulds for glass	1	3	3	7
84806000	Moulds for mineral materials	69.190	893.478	183.760	1.006.490
84807110	Moulds for footwear soles, injection or compression types	471	19.992	21.765	390.648
84807190	Other moulds for rubber plastics, injections types	106.787	588.430	994.757	5.001.848

Tabel 3 : Ekspor Indonesia menurut Komoditi (Kode HS 8 digit)

September 2022

Kode H S	Uraian golongan barang	Berat bersih (Kg)		Nilai F.O.B. (U S \$)	
		Bulan ini	Kumulatif	Bulan ini	Kumulatif
(1)	(2)	(3)	(4)	(5)	(6)
84807910	Moulds for footwear soles, not injection/compression types	4.718	54.551	77.373	864.520
84807990	Other moulds for rubber plastics, not injections types	19.554	127.685	470.526	2.592.616
84811011	Sluice / gate valves with 5 cm ? internal diameter ? 40 cm	-	119	-	694
84811019	Other sluice / gate valves of iron or steel	2.402	30.422	42.169	562.999
84811021	Sluice / gate valves of copper/copper alloy an internal diameter<= 2,5 cm	10	5.681	30	136.405
84811022	Sluice / gate valves of copper/copper alloy an internal diameter > 2,5 cm	-	2	-	268
84811091	Sluice / gate valves of plastics, 1 cm<=internal diameter<=2,5 cm	-	2	-	85
84811099	Other taps, cocks, valves & similar appliances for pipes, boiler shells, tanks, vats or the like	91.566	1.007.782	1.457.054	15.804.922
84812011	Manually operated sluice or gate valves of iron or steel with inlet or outlet of an internal diameter exceeding 5 cm but not exceeding 40 cm	3.222	3.494	12.051	33.786
84812019	Manually operated sluice or gate valves of other than iron or steel with inlet or outlet of an internal diameter exceeding 5 cm but not exceeding 40 cm	58	5.493	16.690	227.966
84812020	Sluice/gate valves of copper/alloy 1 cm ? int.diam ? 2,5 cm of plastics 1 cm<=int.diam<=2,5 cm for oleohydr/pneumatic	-	3.311	-	48.531
84812090	Other sluice/gate valves for oleohydraulic or pneumatic	109.760	1.537.756	1.776.022	21.537.419
84813010	Swing check-valves, of cast iron, with 4 cm<=an inlet of internal diameter ?60 cm	309.084	2.676.845	4.000.764	35.011.009
84813020	Swing check-valves of copper or copper alloys, with an internal diameter<= 2.5 cm	-	49	-	387
84813040	Swing check-valves of plastics, with 1 cm<=internal diameter<=2,5 cm	35	71	282	1.022
84813090	Other swing check-valves, of cast iron, with 4 cm<=an inlet of internal diameter ?60 cm	50	32.616	277	589.710
84814010	Safety or relief valves of copper or copper alloys,with an internal diameter of<=2.5 cm	131	1.134	3.341	17.976
84814090	Other safety or relief valves	11.544	56.882	446.873	2.000.648
84818011	Valves for inner tubes of copper or copper alloys	6.537	49.989	56.509	489.155
84818012	Valves for inner tubes of other materials	4.695	60.042	32.103	431.854
84818013	Valves for tubeless tyres of copper or copper alloys	-	19	-	113
84818014	Valves for tubeless tyres of other materials	4	427	1.168	30.162
84818021	Liquefied Petroleum Gas (LPG) cylinder valves of copper or copper alloys with inlet/outlet internal diameters<=2.5 cm	-	3.438	-	31.735
84818022	Liquefied Petroleum Gas (LPG) cylinder valves of copper or copper alloys with inlet/outlet internal diameters > 2.5 cm	-	12	-	1.903
84818030	Cocks and valves, whether or not fitted with piezo-electric igniters, for gas stoves or ranges	2.698	7.341	13.507	71.088
84818049	Aerated or carbonated liquid bottle valves; valves for gas operated beer dispensing units, of other than plastics, with an internal diameter of not less than 1 cm and not more than 25 cm	252	1.603	1.923	80.293
84818059	Mixing taps and valves, of other than plastics, with an internal diameter of not less than 1 cm and not more than 25 cm	91	107.875	123	1.672.869
84818061	Manually operated gate valves of cast iron with 5 cm<=an internal diameter<=40 cm	346	509	1.456	13.743
84818062	Butterfly valves, of cast iron, with an internal diameter of 8 cm or more	99.572	755.057	1.639.707	11.813.716
84818063	Other water pipeline valves	25.509	33.126	10.347	23.492
84818065	Hog nipple waterers; of plastics and more than 25 cm in internal diameter	16	174	65	6.832
84818067	Nipple joint valves; of plastics and more than 25 cm in internal diameter	-	1.088	-	28.321
84818072	Ball valves; of plastics and more than 25 cm in internal diameter	7.216	28.081	6.873	128.918

Tabel 3 : Ekspor Indonesia menurut Komoditi (Kode HS 8 digit)

September 2022

Kode H S	Uraian golongan barang	Berat bersih (Kg)		Nilai F.O.B. (U S \$)	
		Bulan ini	Kumulatif	Bulan ini	Kumulatif
		(1)	(2)	(3)	(4)
84818073	Gate valves, manually operated, of iron or steel; having inlet and outlet internal diameters of more than 5 cm but not more than 40 cm	57.204	792.113	709.757	7.666.820
84818077	Gate valves, manually operated, of iron or steel; having inlet and outlet internal diameters of not more than 5 cm	1.235	18.147	38.850	476.257
84818079	Manifold valves; of plastics and more than 25 cm in internal diameter	-	1.136	-	8.864
84818081	Pneumatically controlled valves; of plastics and of not less than 1 cm and not more than 25 cm in internal diameter	41	569	154	20.548
84818082	Pneumatically controlled valves; of plastics and more than 25 cm in internal diameter	216	2.191	5.428	88.646
84818083	Fuel cut-off valves for vehicles of heading 8702, 8703 or 8704, with an inlet internal diameter of less than 1 cm of plastic	356	567	327	6.199
84818093	Fuel cut-off valves for vehicles of heading 8702, 8703 or 8704, of other material	2	40	1.060	6.102
84818094	Other valves of plastics; with an inlet internal diameter of less than 1 cm	297	635	4.408	31.380
84818095	Other valves of plastics; with an inlet internal diameter not less than 1 cm and not more than 25 cm	-	4	-	1.715
84818097	Other valves of plastics, manually operated, weighing less than 3 kg, surface treated or made of stainless steel or nickel	-	859	-	152.717
84818098	Water taps of copper or copper alloy with an internal diameter 25 cm or less	5	1.561	25	34.401
84818099	Water taps of copper or copper alloy with an internal diameter more than 25 cm	125.184	977.956	1.198.331	11.670.848
84819010	Housings for sluice or gate valves with inlet or outlet of an internal diameter exceeding 50 mm but not exceeding 400 mm	36.071	153.144	211.672	1.712.320
84819021	Bodies, for water taps	28.882	193.325	234.279	1.641.969
84819022	Bodies, for Liquefied Petroleum Gas (LPG) cylinder valves	1	1	95	95
84819023	Bodies, other than for water taps and LPG cylinder valves	6.202	35.897	126.015	555.033
84819029	Other parts for taps, cocks, valves (excluding inner tube valves and valves for tubeless tyres) and similar appliances of 25 mm or less in internal diameter	1.018	21.771	20.355	649.368
84819031	Valve bodies or stems of inner tube or tubeless tyre valves; of copper or copper alloys	1.140	1.140	8.080	8.080
84819039	Valve bodies or stems of inner tube or tubeless tyre valves; other than of copper or copper alloys	18.507	177.294	379.388	3.679.917
84819041	Valve cores of inner tube or tubeless tyre valves; of copper or copper alloys	64	64	960	960
84819049	Valve cores of inner tube or tubeless tyre valves; other than of copper or copper alloys	746	15.626	17.452	329.019
84819090	Other valve cores of inner tube or tubeless tyre valves	157.465	631.346	814.566	7.182.004
84821000	Ball bearings	480.115	5.456.225	9.022.435	111.042.372
84822000	Tapered roller bearings, including cone and tapered roller assemblies	153	1.608	58.492	851.158
84823000	Spherical roller bearings	859	11.477	28.699	150.164
84824000	Needle roller bearings, including cage and needle roller assemblies	42	9.604	4.469	122.674
84825000	Other cylindrical roller bearings, including cage and roller assemblies	66	863	3.406	63.991
84828000	Other bearings, including combined ball/roller bearings	82.431	882.821	154.501	2.313.944
84829100	Parts of ball/roller bearings; balls, needles and rollers	273.549	2.738.287	1.441.138	14.201.272
84829900	Parts of ball/roller bearings; other than balls, needles and rollers	7.586	130.238	160.217	1.914.400
84831010	Transmission shafts and cranks; for machinery of heading 8428 or 8430	8.229	44.230	39.984	699.867
84831024	Cam shafts and crank shafts for engines of vehicles of Chapter 87; for vehicles of heading 8711	162.126	1.314.302	1.674.596	24.942.455

Tabel 3 : Ekspor Indonesia menurut Komoditi (Kode HS 8 digit)

September 2022

Kode H S	Uraian golongan barang	Berat bersih (Kg)		Nilai F.O.B. (U S \$)	
		Bulan ini	Kumulatif	Bulan ini	Kumulatif
		(1)	(2)	(3)	(4)
84831025	Cam shafts and crank shafts for engines of vehicles of Chapter 87; for vehicles other than heading 8711 of a cylinder capacity <= 2.000 cc	29.023	906.184	354.197	7.728.117
84831026	Cam shafts and crank shafts for engines of vehicles of Chapter 87; for vehicles other than heading 8711 of a 2.000 cc < cylinder capacity <= 3.000 cc	94.404	769.733	545.924	5.263.274
84831027	Cam shafts and crank shafts for engines of vehicles of Chapter 87; for vehicles other than heading 8711 of a cylinder capacity > 2.000 cc	68.556	726.843	209.184	2.644.042
84831031	Transmission shafts and cranks; of an output <= 2.238 kW	-	108	-	4.797
84831039	Other transmission shafts and cranks	5	3.650	494	15.503
84831090	Other transmission shafts and cranks; for marine propulsion engines	149.777	1.083.180	1.722.649	13.647.535
84832020	Bearing housings, incorporating ball or roller bearings; for machinery of heading 8429 or 8430	1	412	251	2.974
84832030	Bearing housings, incorporating ball or roller bearings; for engines of vehicles of Chapter 87	-	81	-	6.125
84832090	Bearing housings, incorporating ball or roller bearings; other than for machinery of heading 8429/8430 and engines of vehicles of Chapter 87	1.700	12.656	5.491	97.730
84833030	Bearing housings, not incorporating ball or roller bearings; plain shaft bearings; for engines of vehicles of Chapter 87	45.469	213.825	613.043	3.229.304
84833090	Bearing housings, not incorporating ball or roller bearings; plain shaft bearings; other than for engines of vehicles of Chapter 87	4.925	515.114	452.011	6.194.602
84834020	Gears and gearing/wheels/chain sprockets & other transmission elements; ball/roller screws; gear boxes & other speed changers, including torque converters; for marine vessels	-	11.472	-	13.860
84834030	Gears and gearing/wheels/chain sprockets & other transmission elements; ball/roller screws; gear boxes & other speed changers, including torque converters; for machinery of heading 8429/8430	124.101	1.141.192	2.089.824	20.208.307
84834040	Gears and gearing/wheels/chain sprockets & other transmission elements; ball/roller screws; gear boxes & other speed changers, including torque converters; for engines of vehicles of Chapter 87	50.253	363.025	512.852	4.855.128
84834090	Other gears and gearing/wheels/chain sprockets & other transmission elements; ball/roller screws; gear boxes & other speed changers, including torque converters	143.192	1.921.283	1.190.836	10.390.668
84835000	Flywheels and pulleys, including pulley blocks	501.674	5.013.715	1.130.832	13.065.202
84836000	Clutches and shaft couplings (including universal joints)	11.791	207.834	169.647	2.151.779
84839011	Toothed wheels, chain sprockets and other transmission elements presented separately; parts of goods of subheading 848310; for tractors of subheading 870110 or 870191 to 870195	4.705	56.701	16.862	160.383
84839013	Toothed wheels, chain sprockets and other transmission elements presented separately; parts of goods of subheading 848310; for other tractors of heading 8701	-	319.853	-	275.206
84839014	Toothed wheels, chain sprockets and other transmission elements presented separately; parts of goods of subheading 848310; for goods of heading 8711	130.151	907.992	1.271.061	19.956.731
84839015	Toothed wheels, chain sprockets and other transmission elements presented separately; parts of goods of subheading 848310; for other goods of Chapter 87	136	185	1.794	2.529
84839019	Toothed wheels, chain sprockets and other transmission elements presented separately; parts of goods of subheading 848310 other than of HS 84839011 - 84839015	16.031	94.882	133.054	772.461
84839091	Toothed wheels, chain sprockets and other transmission elements presented separately; parts of goods of subheading 848310; for tractors of subheading 870110 or 870191 to 870195	-	11.906	-	116.150

Tabel 3 : Ekspor Indonesia menurut Komoditi (Kode HS 8 digit)

September 2022

Kode H S	Uraian golongan barang	Berat bersih (Kg)		Nilai F.O.B. (U S \$)	
		Bulan ini	Kumulatif	Bulan ini	Kumulatif
(1)	(2)	(3)	(4)	(5)	(6)
84839093	Toothed wheels, chain sprockets and other transmission elements presented separately; other than parts of goods of subheading 848310; for other tractors of heading 8701	-	11	-	72
84839095	Toothed wheels, chain sprockets and other transmission elements presented separately; other than parts of goods of subheading 848310; for other goods of Chapter 87	13.338	164.690	147.540	1.689.864
84839099	Toothed wheels, chain sprockets and other transmission elements presented separately; other than parts of goods of subheading 848310 other than of HS 84839091 - 84839055	227.405	1.862.341	2.413.247	17.932.249
84841000	Gaskets and similar joints of metal sheeting combined with other material or of two or more layers of metal	48.178	396.319	1.079.155	9.432.796
84842000	Mechanical seals	172.891	1.233.850	2.895.080	21.854.758
84849000	Other gaskets and similar joints of metal sheeting combined with other material or of two or more layers of metal; sets or assortments of gaskets and similar joints, dissimilar in composition, put up in pouches, envelopes or similar packings; mechanical seals	14.353	98.109	400.964	2.381.674
84859010	Parts of machines for additive manufacturing; of subheading 84852000	-	2	-	105
84859090	Parts of machines for additive manufacturing; other than of subheading 84852000	-	21	-	25.401
84861030	Machines for working any material by removal of material, by laser or other light or photon beam in the production of semiconductor wafers	-	71	-	1.419
84861090	Machines and apparatus for the manufacture of boules or wafers n.e.c. in subheading 848610	-	3.704	-	127
84862019	Film formation equipment other than HS 84862011, 84862012, 84862013	1.500	3.000	10.200	20.400
84862039	Other etching and stripping equipment	-	2	-	19
84862042	Lithography equipment; step and repeat aligners	-	1	-	71
84862099	Other machines and apparatus for the manufacture of semiconductor devices or of electronic integrated circuits	131	1.414	21.250	381.121
84863010	Apparatus for dry etching patterns on flat panel display substrates	-	18	-	50
84864020	Die attach apps,tape automated bonders,wire bonders&encapsulation equip for the assem of semiconductors;automated machines for transport,handling&storage of semiconductor wafers,wafer cassettes,wafer box&oth materials for semiconductor devices	1.585	3.808	8.749	68.254
84864030	Moulds for manufacture of semiconductor devices	-	66	-	4.058
84864040	Optical stereoscopic microscopes fitted with equipment specifically designed for the handling and transport of semiconductor wafers or reticles	5	5	385	385
84864050	Photomicrographic microscopes fitted with equipment specifically designed for the handling and transport of semiconductor wafers or reticles	1	31	500	620
84864090	Other machines and apparatus specified in Note 11 ©	3.170	3.177	21.542	27.630
84869014	Tool holders and self-opening dieheads; work holders; dividing heads and other special attachments for machine-tools	17	44	0	22.066
84869015	Other parts and accessories of machines for sawing monocrystal semiconductor boules into slices, or wafers into chips	3	253	217	180.768
84869016	Parts and accessories of grinding, polishing and lapping machines for processing of semiconductor wafers	-	16	-	337
84869019	Parts and accessories of machines and apparatus for the manufacture of semiconductor devices or of electronic integrated circuits other than of hs codes 84869021-84869028	-	68	-	2.830

Tabel 3 : Ekspor Indonesia menurut Komoditi (Kode HS 8 digit)

September 2022

Kode H S	Uraian golongan barang	Berat bersih (Kg)		Nilai F.O.B. (U S \$)	
		Bulan ini	Kumulatif	Bulan ini	Kumulatif
(1)	(2)	(3)	(4)	(5)	(6)
84869024	Tool holders and self-opening dieheads; work holders; dividing heads and other special attachments for machine-tools of spraying appliances for etching, stripping or cleaning	-	72	-	26.068
84869025	Oth parts and accessories of spraying appliances for etching, stripping/cleaning semiconductor wafers; of apps for wet etching, developing, stripping/cleaning semiconductor wafers; of dry etching patterns on semiconductor materials	-	4	-	189
84869026	Tool holders and self-opening dieheads; workholders; dividing heads and other special attachments for machine-tools of dicing machines for scribing or scoring semiconductor wafers	-	105	-	1.292
84869027	Other parts and accessories of dicing machines for scribing or scoring semiconductor wafers; of lasercutters for cutting tracks in semiconductor production by laser beam; of machines for bending, folding and straightening semiconductor leads	-	1.230	-	16.475
84869033	Other parts and accessories of apparatus for wet etching, developing, stripping or cleaning flat panel displays	-	509	-	1.077
84869036	Parts and accessories of apparatus for physical deposition on flat panel display substrates	7	7	20	20
84869042	Parts and accessories of die attach apparatus, tape automated bonders, wire bonders and of encapsulation equipment for assembly of semiconductors	112	778	137	592.563
84869043	Parts and accessories of automated machines for the transport, handling and storage of semiconductor wafers, wafer cassettes, wafer boxes and other materials for semiconductor devices	-	1	-	53
84869049	Parts and accessories of machines or apparatus specified in Note 11 (C) to this Chapter, n.e.c. in subheading 848690.4	3.773	22.811	1.107.674	3.841.295
84871000	Ships' or boats' propellers and blades therefor	2.431	90.721	20.376	3.019.058
84879000	Other machinery parts, not containing electrical connectors, insulators, coils, contacts or other electrical features, not specified or included elsewhere in this Chapter	23.917	546.293	518.035	7.911.225
85011021	Of a kind used for the goods of heading 8415, 8418, 8450, 8509 or 8516 parts and accessories of machines for sawing monocrystal semiconductor boules into slices, or wafers into chips	346	5.497	5.413	81.696
85011022	Other, of an output not exceeding 5 W parts and accessories of machines for sawing monocrystal semiconductor boules into slices, or wafers into chips	1	245	2.081	24.060
85011029	Other stepper motors of an output not exceeding 375 W	97.820	821.898	2.847.944	25.253.427
85011041	Of a kind used for the goods of heading 8415, 8418, 8450, 8509 or 8516 parts and accessories of machines for sawing monocrystal semiconductor boules into slices, or wafers into chips	2	899	63	21.413
85011049	Other DC motors; other than used for the goods of heading 8415, 8418, 8450, 8509 or 8516; of an output not exceeding 375 W	748.784	7.088.756	12.723.391	114.548.539
85011051	Of a kind used for the goods of heading 8415, 8418, 8450, 8509 or 8516 parts and accessories of machines for sawing monocrystal semiconductor boules into slices, or wafers into chips	-	1	-	2
85011059	Stepper motors; other than used for the goods of heading 8415, 8418, 8450, 8509 or 8516	-	728	-	99.517
85011060	Other motors including universal (AC/DC) motors; spindle motors	15.046	151.056	424.216	4.433.742
85011091	Of a kind used for the goods of heading 8415, 8418, 8450, 8509 or 8516 parts and accessories of machines for sawing monocrystal semiconductor boules into slices, or wafers into chips	-	33	-	820

Tabel 3 : Ekspor Indonesia menurut Komoditi (Kode HS 8 digit)

September 2022

Kode H S	Uraian golongan barang	Berat bersih (Kg)		Nilai F.O.B. (U S \$)	
		Bulan ini	Kumulatif	Bulan ini	Kumulatif
(1)	(2)	(3)	(4)	(5)	(6)
85011099	Other motors including universal (AC/DC) motors; other than used for the goods of heading 8415, 8418, 8450, 8509 or 8516	17.784	100.703	420.100	2.134.662
85012019	Universal AC/DC motors of an output not exceeding 1 kW other than; of a kind used for the goods of heading 8415, 8418, 8450, 8509 or 8516	2	42.008	12	127.187
85012029	Universal AC/DC motors of an output exceeding 1 kW other than; of a kind used for the goods of heading 8415, 8418, 8450, 8509 or 8516	40	5.145	13.334	87.007
85013130	Parts and accessories motors of a kind used for the goods of heading 8415, 8418, 8450, 8509 or 8516	93	2.810	2.095	57.213
85013160	Parts and accessories motors of a kind used for vehicles in chapter 87	1.782	20.742	24.058	401.673
85013170	DC motors of an output not exceeding 750 W of a kind used other than for HS Codes 85013130 & 85013160	417.507	2.525.902	4.402.072	28.755.893
85013180	Parts and accessories generators	700	45.578	2.000	90.800
85013221	Motors of a kind used for the goods of heading 8415, 8418, 8450, 8509 or 8516 parts and accessories of machines for sawing monocrystal semiconductor boules into slices, or wafers into chips	-	92	-	1.470
85013225	Other motors of an output exceeding 750 W but not exceeding 375 kW	46	8.347	1.297	270.478
85013226	Generators parts and accessories of machines for sawing monocrystal semiconductor boules into slices, or wafers into chips	-	808	-	5.320
85013232	Other motors of an output exceeding 375 kW but not exceeding 75 kW	1	59	30	230
85013233	Generators parts and accessories of machines for sawing monocrystal semiconductor boules into slices, or wafers into chips	-	1.738	-	9.618
85013310	Parts and accessories of an output exceeding 75 kW but not exceeding 375 kW of a kind used for vehicles in chapter 87	-	34	-	234
85013390	Parts and accessories of an output exceeding 75 kW but not exceeding 375 kW other than used for vehicles in chapter 87	10	12	2.677	4.278
85013400	Parts and accessories of an output exceeding 375 kW	22.660	22.675	186.128	193.526
85014011	AC motors, single-phase of an output not exceeding 1 kW; of a kind used for the goods of heading 8415, 8418, 8450, 8509 or 8516	26	30	3	446
85014019	AC motors, single-phase of an output not exceeding 1 kW other than; of a kind used for the goods of heading 8415, 8418, 8450, 8509 or 8516	9	602	175	12.450
85014021	AC motors, single-phase of an output exceeding 1 kW of a kind used for the goods of heading 8415, 8418, 8450, 8509 or 8516	79	852	1.919	24.963
85014029	AC motors, single-phase of an output exceeding 1 kW other than; of a kind used for the goods of heading 8415, 8418, 8450, 8509 or 8516	2	1.165.319	586	6.131.475

Tabel 3 : Ekspor Indonesia menurut Komoditi (Kode HS 8 digit)

September 2022

Kode H S	Uraian golongan barang	Berat bersih (Kg)		Nilai F.O.B. (U S \$)	
		Bulan ini	Kumulatif	Bulan ini	Kumulatif
(1)	(2)	(3)	(4)	(5)	(6)
85015111	AC motors, multi-phase; of an output not exceeding 750 W of a kind used for the goods of heading 8415, 8418, 8450, 8509 or 8516	-	5.220	-	27.904
85015119	AC motors, multi-phase; of an output not exceeding 750 W other than of a kind used for the goods of heading 8415, 8418, 8450, 8509 or 8516	12	1.070	182	18.831
85015219	AC motors, multi-phase; of an output not exceeding 1k W other than of a kind used for HS Codes 85015211 & 85015212	1.895	2.205	10.998	35.220
85015229	AC motors, multi-phase; of an output exceeding 1 kW but not exceeding 375 kW of a kind used for HS Codes 85015221 & 85015222	43	3.697	1.295	48.375
85015231	AC motors, multi-phase; of an output exceeding 375 kW but not exceeding 75 kW of a kind used for the goods of heading 8415, 8418, 8450	-	18	-	5.197
85015232	AC motors, multi-phase; of an output exceeding 375 kW but not exceeding 75 kW of a kind used for vehicles in Chapter 87	488	488	3.670	3.670
85015239	AC motors, multi-phase; of an output exceeding 375 kW but not exceeding 75 kW other than of a kind used for HS Code 85015231 & 85015232	7	12.858	0	31.012
85015310	AC motors, multi-phase; of an output not exceeding 75 kW of a kind used for vehicles in Chapter 87	-	25	-	8.274
85015390	AC motors, multi-phase; of an output not exceeding 75 kW other than of a kind used for vehicles in Chapter 87	300	5.216	2.000	30.238

Tabel 3 : Ekspor Indonesia menurut Komoditi (Kode HS 8 digit)

September 2022

Kode H S	Uraian golongan barang	Berat bersih (Kg)		Nilai F.O.B. (U S \$)	
		Bulan ini	Kumulatif	Bulan ini	Kumulatif
(1)	(2)	(3)	(4)	(5)	(6)
85016120	AC generators (alternators), other than photovoltaic generators of an output exceeding 125 kVA	10	1.110	237	2.395
85016220	AC generators (alternators), other than photovoltaic generators of an output exceeding 150 kVA but not exceeding 375 kVA	-	2.000	-	25.329
85016300	AC generators (alternators), other than photovoltaic generators of an output exceeding 375 kVA but not exceeding 750 kVA	16	8.449	461	403.260
85021100	Generating sets with compression- ignition internal combustion piston engines (diesel or semi-diesel engines) of an output not exceeding 75 kVA	51.364	469.904	356.222	3.352.461
85021210	Generating sets with compression- ignition internal combustion piston engines (diesel or semi-diesel engines) of an output exceeding 75 kVA but not exceeding 125 kVA	108	8.992	1.337	40.127
85021220	Generating sets with compression- ignition internal combustion piston engines (diesel or semi-diesel engines) of an output exceeding 125 kVA but not exceeding 375 kVA	-	49.201	-	330.696
85021390	Generating sets with compression- ignition internal combustion piston engines (diesel or semi-diesel engines) of an 375 kVA < output < 12,500 kVA	415.488	1.027.677	304.174	1.117.732
85022010	Generating sets with spark -ignition internal combustion piston engines ; of an output not exceeding 75 kVA	2	270	3	429
85022020	Generating sets with spark -ignition internal combustion piston engines ; of an output exceeding 75 kVA but not exceeding 100 kVA	-	20	-	100
85022030	Generating sets with spark -ignition internal combustion piston engines ; of an output exceeding 100 kVA but not exceeding 10,000 kVA	39.200	727.979	160.271	3.052.854
85022049	Generating sets with spark -ignition internal combustion piston engines ; of an 10,000 kVA < output < 12,500 kVA	9.589	12.095	12.000	18.855
85023110	Other generating sets wind-powered of an output not exceeding 10,000 kVA	-	9.932	-	202.524
85023910	Other generating sets ; other of an output not exceeding 10 kVA	85	85	628.918	628.918
85023920	Other generating sets ; other of an output exceeding 10 kVA but not exceeding 10,000 kVA	97.300	139.804	295.962	399.839
85023939	Other generating sets; other than wind-powered; of an 10.000 kVA < output <= 12.500 kVA	74.807	257.440	224.104	611.983
85024000	Electric rotary converters	75	112	11.000	14.948
85030020	Parts of generators (including generating sets) of heading 8501 or 8502, of an output of 12,500 kVA or more	-	1.620	-	3.486
85030090	Other parts suitable for use solely or principally with the machines of heading 8501 or 8502	79.444	1.167.614	2.451.467	30.183.173
85041000	Ballasts for discharge lamps or tubes	-	457	-	5.910
85042111	Instrument transformers with a power handling capacity <= 1 kVA and of a high side voltage of 110 kV or more; liquid dielectric transformers	11.773	104.866	182.038	1.468.528
85042119	Instrument transformers with a 1 kVa < power handling capacity <= 5 kVA and of a high side voltage of 110 kV or more; liquid dielectric transformers	400	1.245	2.262	156.441
85042193	Instrument transformers with a 5 kVa < power handling capacity <= 10 kVA and of a high side voltage of 66 kV or more, but less than 110 kV; liquid dielectric transformers	-	150	-	6.210

Tabel 3 : Ekspor Indonesia menurut Komoditi (Kode HS 8 digit)

September 2022

Kode H S	Uraian golongan barang	Berat bersih (Kg)		Nilai F.O.B. (U S \$)	
		Bulan ini	Kumulatif	Bulan ini	Kumulatif
(1)	(2)	(3)	(4)	(5)	(6)
85042199	Instrument transformers with a 5 kVa < power handling capacity <= 10 kVA and of a high side voltage of less than 66 kV; liquid dielectric transformers	21.958	166.438	115.607	909.942
85042211	Of a high side voltage of 66 kV or more parts and accessories of machines for sawing monocrystal semiconductor boules into slices, or wafers into chips	-	576	-	59
85042219	Liquid dielectric transformers; having a power handling capacity exceeding 650 kVA but not exceeding 10,000 kVA; of a high side voltage of less than 66 kV	66.305	71.844	276.188	323.788
85042292	Of a high side voltage of 110 kV or more parts and accessories of machines for sawing monocrystal semiconductor boules into slices, or wafers into chips	25.819	322.038	559.632	6.861.448
85042299	Liquid dielectric transformers; having a power handling capacity exceeding 650 kVA but not exceeding 10,000 kVA; other than step-voltage regulators; of a high side voltage of less than 66 kV	29.970	447.037	191.000	2.393.794
85042310	Parts and accessories having a power handling capacity not exceeding 15,000 kva	-	136.729	-	1.136.893
85042329	Liquid dielectric transformers having a power handling capacity exceeding 15,000 kVA ; otherthan not exceeding 20,000 kVA and exceeding 20,000 kVA but not exceeding 30,000 kVA	480.634	1.955.709	4.708.838	15.718.713
85043111	With a voltage rating of 110 kV or more parts and accessories of machines for sawing monocrystal semiconductor boules into slices, or wafers into chips	2.630	37.777	83.181	1.031.154
85043112	With a voltage rating of 66 kV or more, but less than 110 kV parts and accessories of machines for sawing monocrystal semiconductor boules into slices, or wafers into chips	650	650	10	10
85043113	With a voltage rating of 1 kV or more, but less than 66 kV parts and accessories of machines for sawing monocrystal semiconductor boules into slices, or wafers into chips	4.080	32.751	39.984	330.290
85043119	Other transformers instrument potential transformers otherthan with a voltage rating of 110 kV or more ; 66 kV or more but less than 110 kV and 1 kV or more but less than 66 kV	7.094	48.635	269.079	1.824.339
85043121	Other transformers instrument current transformers ; Ring type current transformers with a voltage rating not exceeding 220 kV	970	6.521	20.339	309.726
85043122	Other transformers instrument current transformers ; otherthan Ring type current transformers with a voltage rating not exceeding 220 kV	-	34	-	327
85043124	With a voltage rating of 1 kV or more, but less than 66 kV parts and accessories of machines for sawing monocrystal semiconductor boules into slices, or wafers into chips	12.476	92.408	958.464	1.837.060
85043129	Other transformers instrument current transformers ; otherthan with a voltage rating of 110 kV or more ; of 66 kV or more but less than 110 kV and of 1 kV or more but less than 66 kV	58	1.752	3.703	50.335
85043140	Parts and accessories intermediate frequency transformers	25.554	264.283	353.822	3.130.779
85043191	Of a kind used with toys, scale models or similar recreational models parts and accessories of machines for sawing monocrystal semiconductor boules into slices, or wafers into chips	-	28	-	516
85043192	Other matching transformers parts and accessories of machines for sawing monocrystal semiconductor boules into slices, or wafers into chips	-	37	-	614
85043193	Step up/down transformers; slide regulators parts and accessories of machines for sawing monocrystal semiconductor boules into slices, or wafers into chips	772	4.937	17.997	113.027

Tabel 3 : Ekspor Indonesia menurut Komoditi (Kode HS 8 digit)

September 2022

Kode H S	Uraian golongan barang	Berat bersih (Kg)		Nilai F.O.B. (U S \$)	
		Bulan ini	Kumulatif	Bulan ini	Kumulatif
(1)	(2)	(3)	(4)	(5)	(6)
85043199	Other transformers otherthan of a kind used with toys, scale models or similar recreational models ; other matching transformers and step up/down transformers ; slide regulators	9.426	415.994	652.544	12.849.732
85043219	Other transformers instrument transformer (potential and current) of a power handling capacity not exceeding 5 kVA ; otherthan matching transformers	-	1.931	-	22.543
85043220	Parts and accessories other, of a kind used with toys, scale models or similar recreational models	576	1.065	4.959	6.039
85043249	Other, of a power handling capacity not exceeding 10 kVA otherthan matching transformers	-	48	-	762
85043259	Other, of a power handling capacity exceeding 10 kVA otherthan matching transformers	349	375	488	47.947
85043319	Other transformers of a high side voltage of 66 kV or more ; otherthan matching transformers	-	36	-	1.250
85043399	Other transformers having a power handling capacity exceeding 16 kVA but not exceeding 500 kVA ; otherthan matching transformers	2.215	3.407	17.795	27.634
85043413	Other transformers having a power handling capacity exceeding 10,000 kVA and of a high side voltage of 66 kV or more ; otherthan matching transformers ; explosion proof dry type transformers	-	9.455	-	158.625
85043415	Explosion proof dry type transformers having a power handling capacity not exceeding 15,000 kVA	-	40	-	72
85043423	Explosion proof dry type transformers of a high side voltage of 66 kV or more	-	40	-	196
85043424	Other transformers of a high side voltage of 66 kV or more ; otherthan matching transformers ; explosion proof dry type transformers	52.146	453.668	873.333	7.289.633
85044011	Parts and accessories uninterruptible power supplies (ups)	594	15.058	8.396	457.826
85044019	Static converters Inverters ; for automatic data processing machines and units thereof and telecommunications apparatus otherthan uninterruptible power supplies (UPS)	72.537	623.205	3.661.672	28.483.153
85044020	Static converters battery chargers having a rating exceeding 100 kVA	10.421	65.682	325.982	4.386.648
85044030	Static converters other rectifiers	12.259	57.290	743.545	3.428.324
85044040	Static converters Inverters	44.315	358.922	1.655.137	12.752.777
85044090	Other static converters other than of subheading 85044011, 85044019, 85044020, 85044030, 85044040	708.383	5.526.699	25.492.752	192.145.243
85045010	Inductors for power supplies for automatic data processing machines and units thereof, and for telecommunications apparatus	154.579	1.446.936	6.095.587	57.433.679
85045020	Chip type fixed inductors	6.611	70.919	1.688.366	15.072.897
85045093	Parts and accessories having a power handling capacity not exceeding 2,500 kva	369	28.807	60.844	1.411.060
85045094	Parts and accessories having a power handling capacity exceeding 2,500 kva but not exceeding 10,000 kva	-	14.907	-	150.566
85045095	Parts and accessories having a power handling capacity exceeding 10,000 kva	-	20	-	3.204
85049010	Parts of goods of subheading 850410	146.035	638.837	113.582	531.083
85049020	Printed circuit assemblies for the goods of subheading 85044011, 85044019 or 85045010	-	2.838	-	501.515
85049031	Radiator panels; flat tube radiator assemblies of a kind used for distribution and power transformers for electrical transformers of a capacity not exceeding 10,000 kVA	360	2.167	600	9.371
85049039	Parts for electrical transformers of a capacity not exceeding 10000 kVA other than subheading 85049041	-	13.920	-	1.893.240
85049041	Radiator panels; flat tube radiator assemblies of a kind used for distribution and power transformers for electrical transformers of a capacity exceeding 10,000 kVA	64	9.340	3.982	96.342
85049049	Parts for electrical transformers of a capacity exceeding 10000 kVA other than subheading 85049049	-	26	-	585

Tabel 3 : Ekspor Indonesia menurut Komoditi (Kode HS 8 digit)

September 2022

Kode H S	Uraian golongan barang	Berat bersih (Kg)		Nilai F.O.B. (U S \$)	
		Bulan ini	Kumulatif	Bulan ini	Kumulatif
(1)	(2)	(3)	(4)	(5)	(6)
85049090	Other parts of electrical transformers, static converters and inductors	97.929	939.288	2.696.634	31.262.767
85051100	Permanent magnets and articles intended to become permanent magnets after magnetisation of metal	361.897	2.889.816	2.884.918	24.277.529
85051900	Permanent magnets and articles intended to become permanent magnets after magnetisation of other than metal	7.815	31.811	40.753	207.831
85052000	Electro-magnetic couplings, clutches and brakes	103	2.992	1.491	46.810
85059010	Electro-magnets of a kind used solely or principally for magnetic resonance imaging apparatus other than electromagnets of heading 9018	1.299	9.496	27.616	166.888
85059020	Electro-magnetic lifting heads	-	2	-	1.592
85059090	Other electro-magnets, including parts	103.214	326.063	1.059.835	3.199.282
85061011	Primary cells and primary batteries; manganese dioxide; having an external volume <= 300 cm3; zinc-carbon	1.835.101	14.424.806	6.814.411	54.890.720
85061012	Primary cells and primary batteries; manganese dioxide; having an external volume <= 300 cm3; alkaline	687.188	5.174.150	3.891.897	29.573.702
85061019	Primary cells and primary batteries; manganese dioxide; having an external volume <= 300 cm3; other than zinc-carbon/alkaline	1.237.208	17.200.648	5.329.440	66.398.200
85061091	Primary cells and primary batteries; manganese dioxide; having an external volume > 300 cm3; zinc-carbon	-	1	-	1
85061099	Primary cells and primary batteries; manganese dioxide; having an external volume > 300 cm3; other than zinc-carbon	3.679	26.258	459.289	787.738
85063000	Primary cells and primary batteries; mercuric oxide	255	2.373	1.754	29.339
85064000	Primary cells and primary batteries; silver oxide	4.082	38.686	1.072.374	9.682.380
85065000	Primary cells and primary batteries; lithium	380.807	3.500.763	19.968.600	177.376.165
85066090	Primary cells and primary batteries; air-zinc; having an external volume > 300 cm3	270	45.096	5.188	45.755
85068030	Other primary cells and primary batteries; having an external volume <= 300 cm3	-	71.274	-	451.028
85068090	Other primary cells and primary batteries; having an external volume > 300 cm3	33.482	295.633	3.366.406	33.196.532
85069000	Parts of primary cells and primary batteries	59.845	971.869	838.962	13.131.587
85071010	Lead-acid, used for starting piston engines; used for aircraft	264	914	35.379	37.200
85071092	Lead-acid, used for starting piston engines; other than for aircraft; nominal voltage of 6 V or 12 V, with a discharge capacity <= 200 Ah; of a height (excluding terminals and handles) <= 13 cm	2.193	22.861	13.175	1.122.158
85071095	Lead-acid, used for starting piston engines; other than for aircraft; nominal voltage of 6 V or 12 V, with a discharge capacity <= 200 Ah; 13 < height (excluding terminals and handles) <= 23 cm	196.119	2.423.515	461.145	6.521.331
85071096	Lead-acid, used for starting piston engines; other than for aircraft; nominal voltage of 6 V or 12 V, with a discharge capacity <= 200 Ah; of a height (excluding terminals and handles) > 23 cm	481.653	8.872.985	1.093.709	22.330.609
85071097	Lead-acid, used for starting piston engines; other than for aircraft; nominal voltage of 6 V or 12 V, with a discharge capacity > 200 Ah; of a height (excluding terminals and handles) <= 13 cm	6.369	53.991	37.887	331.729
85071098	Lead-acid, used for starting piston engines; other than for aircraft; nominal voltage of 6 V or 12 V, with a discharge capacity > 200 Ah; 13 < height (excluding terminals and handles) <= 23 cm	1	83	364	4.097
85071099	Lead-acid, used for starting piston engines; other than for aircraft; nominal voltage of 6 V or 12 V, with a discharge capacity > 200 Ah; of a height (excluding terminals and handles) > 23 cm	2.146.125	21.308.076	6.513.963	57.272.748
85072010	Other lead-acid accumulators; used for aircraft	5	38	400	1.700

Tabel 3 : Ekspor Indonesia menurut Komoditi (Kode HS 8 digit)

September 2022

Kode H S	Uraian golongan barang	Berat bersih (Kg)		Nilai F.O.B. (U S \$)	
		Bulan ini	Kumulatif	Bulan ini	Kumulatif
(1)	(2)	(3)	(4)	(5)	(6)
85072094	Other lead-acid accumulators; other than for aircraft; nominal voltage of 6 V or 12 V, with a discharge capacity <= 200 Ah; of a height (excluding terminals and handles) <= 13 cm	49.467	537.012	112.049	1.334.500
85072095	Other lead-acid accumulators; other than for aircraft; nominal voltage of 6 V or 12 V, with a discharge capacity <= 200 Ah; 13 < height (excluding terminals and handles) <= 23 cm	248.751	2.419.526	680.973	6.475.363
85072097	Other lead-acid accumulators; other than for aircraft; nominal voltage of 6 V or 12 V, with a discharge capacity > 200 Ah; of a height (excluding terminals and handles) <= 13 cm	-	40	-	11.988
85072098	Other lead-acid accumulators; other than for aircraft; nominal voltage of 6 V or 12 V, with a discharge capacity > 200 Ah; 13 < height (excluding terminals and handles) <= 23 cm	5.260	5.389	5.313	60.252
85072099	Other lead-acid accumulators; other than for aircraft; nominal voltage of 6 V or 12 V, with a discharge capacity > 200 Ah; of a height (excluding terminals and handles) > 23 cm	2.390	4.854	10.220	75.093
85073010	Nickel-cadmium; used for aircraft	-	62	-	1.200
85073090	Nickel-cadmium; used other than for aircraft	4.910	15.740	5.984	20.174
85075010	Nickel-metal hydride; used for aircraft	-	1	-	1
85075020	Nickel-metal hydride; used for vehicles in Chapter 87	-	20	-	40
85075090	Nickel-metal hydride; used other than for aircraft/vehicles in Chapter 87	90	10.538	10.024	192.511
85076031	Lithium-ion battery pack; used for laptops including notebooks and subnotebooks	1.645	10.460	455.452	2.833.566
85076032	Lithium-ion battery pack; used for aircraft	-	21	-	1.859
85076033	Lithium-ion battery pack; used for vehicles in Chapter 87	9	1.394	771	41.891
85076039	Lithium-ion battery pack; used other than for laptops including notebooks and subnotebooks/aircraft/vehicles in Chapter 87	107	204	4.063	8.137
85076090	Lithium-ion other than battery pack	70.169	358.053	152.216	1.496.129
85078019	Other accumulators; used for aircraft; other than nickel-iron	6.238	8.534	2.735	4.885
85078020	Other accumulators; used for laptops including notebooks and subnotebooks	221	46.976	6.471	332.854
85078091	Other accumulators; used for aircraft/laptops including notebooks and subnotebooks; nickel-iron	-	31	-	149
85078099	Other accumulators; used for aircraft/laptops including notebooks and subnotebooks; other than nickel-iron	307.375	4.814.790	2.666.125	34.620.804
85079011	Parts of electric accumulators; plates; of goods of subheading 85071092, 85071095, 85071096, 85071097, 85071098 or 85071099	86	310	325	761
85079019	Parts of electric accumulators; plates; other than of goods of subheading 85071092/85071095/85071096/85071097/85071098/85071099/used for aircraft	175.756	1.237.689	541.014	3.847.130
85079092	Parts of electric accumulators; other than plates; battery separators, ready for use, of materials other than poly(vinyl chloride)	416.971	3.504.100	1.550.965	12.501.720
85079093	Parts of electric accumulators; other than plates; of goods of subheading 85071092, 85071095, 85071096, 85071097, 85071098 or 85071099	-	5	-	88
85079099	Parts of electric accumulators; other than plates	18.758	228.429	62.750	900.370
85081100	Vacuum cleaners; with self-contained electric motor; of a power <= 1,500 W and having a dust bag or other receptacle capacity not exceeding 20 l	811.621	8.215.950	4.890.192	55.734.387
85081910	Vacuum cleaners; with self-contained electric motor; of a kind suitable for domestic use	10	289	456	6.164
85081990	Vacuum cleaners; with self-contained electric motor; not suitable for domestic use	3	188	20	2.730
85086000	Other vacuum cleaners	8.608	36.503	85.702	311.914

Tabel 3 : Ekspor Indonesia menurut Komoditi (Kode HS 8 digit)

September 2022

Kode H S	Uraian golongan barang	Berat bersih (Kg)		Nilai F.O.B. (U S \$)	
		Bulan ini	Kumulatif	Bulan ini	Kumulatif
		(1)	(2)	(3)	(4)
85087010	Parts of vacuum cleaners of subheading 85081100 or 85081910	10	732	50	9.047
85087090	Parts of vacuum cleaners other than subheading 85081100 or 85081910	11.333	57.413	78.620	452.253
85094000	Food grinders and mixers; fruit or vegetable juice extractors	4.996	267.059	13.788	1.158.020
85098020	Kitchen waste disposers	20	20	80	80
85098090	Electro-mechanical domestic appliances; other than floor polishers/kitchen waste disposers	154.530	1.032.470	8.326.860	68.662.415
85099010	Parts of floor polishers	1.857	19.689	23.732	182.956
85099090	Parts of electro-mechanical domestic appliances other than floor polishers	8.893	160.830	217.343	3.223.344
85101000	Shavers	208.030	2.252.927	9.713.049	93.630.588
85102000	Hair clippers	262.755	2.512.517	9.974.143	85.415.973
85103000	Hair-removing appliances	0	2	4	125
85109000	Parts of shavers, hair clippers and hair-removing appliances, with self-contained electric motor	71.680	805.923	1.969.384	24.274.849
85111010	Sparkling plugs suitable for aircraft engines	-	12	-	9.712
85111020	Sparkling plugs suitable for motor vehicles engines	26.258	155.456	439.463	3.246.353
85111090	Sparkling plugs suitable for other than aircraft/motor vehicle engines	66.298	713.238	2.039.785	20.808.075
85112010	Ignition magnetos; magneto-dynamos; magnetic flywheels; suitable for aircraft engines	-	196	-	6.247
85112021	Ignition magnetos; magneto-dynamos; magnetic flywheels; suitable for motor vehicle engines; unassembled	2.835	33.091	51.258	535.604
85112029	Ignition magnetos; magneto-dynamos; magnetic flywheels; suitable for motor vehicle engines; assembled	39.434	98.626	453.132	919.323
85112099	Ignition magnetos; magneto-dynamos; magnetic flywheels; suitable for other than aircraft/motor vehicle engines; assembled	1	10	35	122
85113041	Distributors; ignition coil; suitable for motor vehicle engines; unassembled	1.026	3.322	22.319	128.396
85113049	Distributors; ignition coil; suitable for motor vehicle engines; assembled	7.333	72.094	236.877	1.848.595
85113091	Distributors; ignition coil; suitable for other than aircraft/motor vehicle engines; unassembled	421	1.994	7.875	39.394
85113099	Distributors; ignition coil; suitable for other than aircraft/motor vehicle engines; assembled	2.765	11.814	46.322	265.848
85114010	Starter motors and dual purpose starter-generators; used for aircraft engines	30	145	25.597	442.797
85114021	Other unassembled starter motors for engines of vehicles of heading 8702/8703/8704/8705	-	16	-	732
85114029	Other unassembled starter motors for engines of vehicles other than heading 8702/8703/8704/8705	5.587	10.607	97.934	485.519
85114031	Assembled starter motors for engines of vehicles of headings 8701	-	85	-	1.632
85114032	Assembled starter motors for engines of vehicles of headings 8702/8703/8704	83.170	706.854	1.054.158	9.151.704
85114091	Dual purposes starter-generators for engines of vehicles of heading 8702/8703/8704/8705	-	25	-	424
85114099	Dual purposes starter-generators for engines of vehicles other than heading 8702/8703/8704/8705	20.919	187.037	270.016	2.283.411
85115010	Other generators used for aircraft engines	-	893	-	4.200
85115021	Other unassembled alternators for engines of vehicles of heading 8702/8703/8704/8705	39	3.238	53	220.794
85115029	Other unassembled alternators for engines of vehicles other than heading 8702/8703/8704/8705	24	19.408	30	19.649
85115031	Assembled alternators for engines of vehicles of heading 8701	-	12	-	564
85115032	Assembled alternators for engines of vehicles of heading 8702/8703/8704	45.250	546.073	670.156	6.866.430
85115091	Other generators for engines of vehicles of heading 8702/8703/8704/8705	510	3.285	7.084	44.680

Tabel 3 : Ekspor Indonesia menurut Komoditi (Kode HS 8 digit)

September 2022

Kode H S	Uraian golongan barang	Berat bersih (Kg)		Nilai F.O.B. (U S \$)	
		Bulan ini	Kumulatif	Bulan ini	Kumulatif
		(1)	(2)	(3)	(4)
85115099	Other generators for engines of vehicles other than heading 8702/8703/8704/8705	1.451	63.894	12.261	645.633
85118020	Other equipment used for motor vehicles engines	12.458	42.427	126.407	433.887
85118090	Other equipment used for other than aircraft or motor vehicles engines	1.148	32.051	17.444	910.091
85119010	Parts of electrical ignition/starting equipment/generators; used for aircraft engines	-	14	-	8.001
85119020	Parts of electrical ignition/starting equipment/generators; suitable for motor vehicles engines	135.962	1.121.988	1.384.652	11.929.866
85119090	Parts of electrical ignition/starting equipment/generators; other than for aircraft/motor vehicles engines	28.102	345.833	420.161	3.846.138
85121000	Lighting or visual signalling equipment of a kind used on bicycles	0	103	8	3.666
85122020	Unassembled lighting or visual signalling equipment	21.878	204.078	367.034	3.367.709
85122091	Assembled lighting or visual signalling equipment; for motorcycles	105.900	852.618	3.199.513	25.291.397
85122099	Assembled lighting or visual signalling equipment; other than for motorcycles	132.584	1.049.124	2.387.454	14.676.842
85123010	Horns and sirens, assembled	253.011	2.293.192	2.905.759	26.015.908
85123020	Unassembled sound signalling equipment	935	8.246	126.049	1.026.263
85123091	Assembled sound signalling equipment; obstacle detection (warning) devices for vehicles	6	8.047	241	801.500
85123099	Assembled sound signalling equipment; other than obstacle detection (warning) devices for vehicles	5.397	105.078	142.519	4.202.561
85124000	Windscreens wipers, defrosters and demisters	238.610	1.724.975	2.832.706	21.227.303
85129010	Parts of windscreen wipers/defrosters/demisters of goods subheading 851210	1.714	32.676	11.268	176.896
85129020	Parts of windscreen wipers/defrosters/demisters of goods subheading 851220/851230/851240	684.703	5.696.966	8.253.568	94.110.877
85131030	Miners' helmet lamps and quarrymen's lamps	-	96	-	75
85131090	Portable electric lamps; other than miners' helmet lamps and quarrymen's lamps	57.716	481.748	839.242	5.982.855
85139010	Parts of miners' helmet lamps or quarrymen's lamps	-	244	-	21.070
85139030	Parts of flashlight reflectors; flashlight switch slides of plastics	2.002	2.106	130.663	130.920
85139090	Parts of other portable electric lamps	3.951	77.013	5.872	275.422
85141100	Hot isostatic presses	1.723	2.765	25.904	38.810
85141900	Resistance heated furnaces and ovens; other than hot isostatic presses	9.416	13.065	194.436	241.204
85142020	Electric furnaces or ovens for the manufacture of printed circuit boards/printed wiring boards or printed circuit assemblies	-	1.622	-	15.540
85142090	Furnaces and ovens functioning by induction or dielectric loss; other than electric furnaces or ovens for the manufacture of printed circuit boards/printed wiring boards or printed circuit assemblies	825	1.253	27.391	38.030
85143190	Electron beam furnaces other than for the manufacture of printed circuit boards/printed wiring boards or printed circuit assemblies	-	2.923	-	156.775
85143910	Other furnaces and ovens; for the manufacture of printed circuit boards/printed wiring boards or printed circuit assemblies	-	3.062	-	13.865
85143990	Other furnaces and ovens; other than for the manufacture of printed circuit boards/printed wiring boards or printed circuit assemblies	-	0	-	18
85144000	Other equipment for the heat treatment of materials by induction or dielectric loss	-	8.619	-	133.925
85149090	Parts of other equipment for the heat treatment of materials by induction or dielectric loss	29	2.047	126	36.054
85151100	Soldering irons and guns	103	340	710	2.436
85151919	Other machines and apparatus for soldering components on printed circuit boards/printed wiring boards :	100	259	589	20.382

Tabel 3 : Ekspor Indonesia menurut Komoditi (Kode HS 8 digit)

September 2022

Kode H S	Uraian golongan barang	Berat bersih (Kg)		Nilai F.O.B. (U S \$)	
		Bulan ini	Kumulatif	Bulan ini	Kumulatif
(1)	(2)	(3)	(4)	(5)	(6)
85151990	Other brazing or soldering machines and apparatus	78	6.380	534	64.244
85152100	Machines and apparatus for resistance welding of metal; fully or partly automatic	98	121	1.350	9.550
85152900	Machines and apparatus for resistance welding of metal; non-automatic	29	22.244	89	367.624
85153100	Machines and apparatus for arc (including plasma arc) welding of metals; fully or partly automatic	504	46.897	59.993	470.525
85153910	AC arc welders, transformer type	7.652	12.538	134.582	231.809
85153990	Machines and apparatus for arc (including plasma arc) welding of metals; non-automatic	37	14.233	930	193.218
85158010	Electric machines and apparatus for hot spraying of metals or sintered metal carbides	-	750	-	10.000
85158090	Other machines and apparatus	7	14.274	50	298.750
85159010	Parts of AC arc welders, transformer type	861	12.245	6.085	233.148
85159021	Parts of wave soldering machines	-	6	-	20
85159029	Parts of machines and apparatus for soldering components on printed circuit boards/printed wiring boards; other than parts of wave soldering machines	1	2.001	5	51.095
85159090	Other parts of machines and apparatus for soldering components on printed circuit boards/printed wiring boards	213	79.969	86.741	2.712.292
85161011	Water dispenser fitted only with water heater, for domestic use	6.367	51.248	5.091	68.725
85161019	Water dispenser fitted only with water heater; other than for domestic use	4.262	50.272	112.298	730.441
85161030	Immersion heaters	-	3.099	-	76.606
85162100	Storage heating radiators	177	200	9.072	9.382
85162900	Other electric space heating apparatus and electric soil heating apparatus	34.352	256.121	381.132	3.096.044
85163100	Hair dryers	2.374	2.715	438	3.346
85163200	Other hair-dressing apparatus	94	6.894	456	93.773
85164010	Electric smoothing irons; of a kind designed to use steam from industrial boilers	-	7	-	42
85164090	Other electric smoothing irons	965.206	4.987.981	14.120.338	69.946.473
85165000	Microwave ovens	20.112	219.121	436.865	3.269.417
85166010	Rice cookers	39.149	289.457	207.675	1.473.979
85166090	Other ovens; cookers, cooking plates, boiling rings, grillers and roasters :	114.151	1.825.894	1.068.350	12.742.464
85167100	Coffee or tea makers	940.798	13.825.760	15.290.342	207.832.592
85167200	Toasters	299	3.574	18.199	22.342
85167910	Kettles	178	2.656	3.042	4.578
85167990	Other electro-thermic appliances	22.899	150.802	722.872	4.746.924
85168010	Electric heating resistors for type-founding or type-setting machines; for industrial furnaces	-	79	-	3.377
85168030	Electric heating resistors for domestic appliances	1	2.930	10	2.517
85168090	Other electric heating resistors	424	5.043	12.708	197.910
85169021	Sealed hotplates for domestic appliances	-	57	-	746
85169029	Other parts of goods of subheading 851633, 851650, 851660, 851671or 85167910 :	-	84.992	-	2.364.308
85169030	Parts of goods of subheading 851610	-	12	-	15
85169040	Parts of electric heating resistors for type-founding or type-setting machines	-	15	-	439
85169090	Other parts of electric heater appliances	51.709	776.029	983.196	11.297.059
85171100	Line telephone sets with cordless handsets	41.984	338.113	1.021.346	9.068.356
85171300	Smartphones	67.633	344.041	43.196.526	185.295.192
85171400	Other telephones for cellular networks or for other wireless networks	13	395	3.052	45.270
85171800	Other telephone sets	13.751	66.825	1.512.312	8.725.001
85176100	Base stations	2	765	169	103.607
85176210	Radio transmitters and radio receivers of a kind used for simultaneous interpretation at multilingual conferences	7.638	65.009	312.767	1.960.345
85176230	Telephonic or telegraphic switching apparatus	49.023	987.211	8.592.505	93.425.103
85176241	Modems including cable modems and modem cards	565.422	3.321.190	70.304.323	376.924.179

Tabel 3 : Ekspor Indonesia menurut Komoditi (Kode HS 8 digit)

September 2022

Kode H S	Uraian golongan barang	Berat bersih (Kg)		Nilai F.O.B. (U S \$)	
		Bulan ini	Kumulatif	Bulan ini	Kumulatif
(1)	(2)	(3)	(4)	(5)	(6)
85176242	Concentrators or multiplexers	-	126	-	29.200
85176243	Control and adaptor units, including gateways, bridges, routers and other similar apparatus designed only for connection with automatic data processing machines of heading 8471	255.784	2.292.786	24.974.600	216.249.196
85176249	Other apparatus for carrier-current line systems or for digital line systems	415.672	900.295	42.348.896	94.047.852
85176251	Wireless LANs	73	7.573	868.769	7.998.441
85176252	Transmission and reception apparatus of a kind used for simultaneous interpretation at multilingual conferences	-	12	-	218
85176253	Other transmission apparatus incorporating reception apparatus for radio-telephony or radio- telegraphy	308	334	18.250	19.705
85176259	Other transmission apparatus incorporating reception apparatus other than of subheading 85176251, 85176252, 85176253, 85176259	1.695	27.785	20.086	4.490.493
85176261	Other transmission apparatus for radio-telephony or radio- telegraphy	-	12.575	-	459.121
85176269	Other transmission apparatus other than for radio-telephony or radio- telegraphy	20.048	41.514	9.870.600	21.008.567
85176291	Portable receivers for calling, alerting or paging and paging alert devices, including pagers	1.233	5.187	74.030	327.547
85176292	Portable receivers for radio-telephony or radio-telegraphy	-	57	-	29.334
85176299	Other portable receivers	155.012	867.366	23.497.564	152.369.341
85176900	Other apparatus for transmission or reception of voice, images or other data	8.877	97.353	1.927.599	21.423.358
85177100	Aerials and aerial reflectors of all kinds; parts suitable for use therewith	436	3.046	21.140	104.809
85177910	Parts of control and adaptor units including gateways, bridges and routers	28.179	287.392	6.338.656	49.764.236
85177921	Parts of transmission apparatus, oth than radio-broadcasting or TV transmission apparatus, or of portable receivers for calling, alerting/paging & paging alert devices; of cellular telephones	50.322	346.034	3.625.999	9.102.161
85177929	Parts of transmission apparatus, oth than radio-broadcasting or TV transmission apparatus, or of portable receivers for calling, alerting/paging & paging alert devices; oth than of cellular telephones	946	30.296	86.124	2.632.173
85177931	Other printed circuit boards, assembled; of goods for line telephony or line telegraphy	1.701	17.226	385.567	2.560.328
85177939	Other printed circuit boards, assembled; other than of goods for line/radio-telephony or line/radio-telegraphy	56	4.737	93.196	2.100.953
85177991	Other printed circuit boards, unassembled; of goods for line telephony or line telegraphy	1	502	101	24.876
85177992	Other printed circuit boards, unassembled; of goods for radio-telephony or radio-telegraphy	86	117	4.622	5.267
85177999	Other printed circuit boards, unassembled; other than of goods for line/radio-telephony or line/radio-telegraphy	10.885	171.432	818.149	17.391.851
85181011	Microphones having a frequency range of 300 Hz to 3,400 Hz, with a diameter not exceeding 10 mm and a height not exceeding 3 mm, for telecommunication use	-	1.182	-	38.359
85181019	Other microphones, whether or not with their stands	4.017	29.348	111.133	911.337
85181090	Microphone stands	1.940	8.899	65.695	355.771
85182110	Single loudspeakers, mounted in their enclosures; box speaker type	399.350	3.029.993	3.894.707	28.434.918
85182190	Single loudspeakers, mounted in their enclosures; other than box speaker type	95.467	999.551	479.946	5.645.417
85182210	Multiple loudspeakers, mounted in the same enclosure; box speaker type	343.345	3.564.042	4.082.811	41.699.070
85182290	Multiple loudspeakers, mounted in the same enclosure; other than box speaker type	8.291	122.152	84.042	1.296.021

Tabel 3 : Ekspor Indonesia menurut Komoditi (Kode HS 8 digit)

September 2022

Kode H S	Uraian golongan barang	Berat bersih (Kg)		Nilai F.O.B. (U S \$)	
		Bulan ini	Kumulatif	Bulan ini	Kumulatif
		(1)	(2)	(3)	(4)
85182920	Loudspeakers, without enclosure, having a frequency range of 300 Hz to 3,400 Hz, with a diameter not exceeding 50 mm, for telecommunication use	11.695	163.370	192.569	2.674.017
85182990	Loudspeakers, without enclosure, having a frequency range of 300 Hz to 3,400 Hz, with a diameter exceeding 50 mm, for telecommunication use	825.309	7.330.671	6.287.954	53.644.023
85183010	Headphones	673	17.095	5.807	388.301
85183020	Earphones	3.453	34.640	3.564.735	5.287.745
85183040	Line telephone handsets	6.371	128.749	309.307	5.191.761
85183051	Other combined microphone/speaker sets; for goods of subheading 85171300 and 85171400	-	5	-	184
85183059	Other combined microphone/speaker sets; for goods other than subheading 85171300 and 85171400	2	265	256	17.942
85183090	Other than headphones/earphones/line telephone handsets/commbined microphone and speaker sets	32	46.641	11.165	1.955.944
85184020	Audio-frequency electric amplifiers; used as repeaters in line telephony	8.533	87.164	467.821	4.112.464
85184030	Audio-frequency electric amplifiers; used as repeaters in telephony other than line telephony	-	1	-	6
85184040	Other audio-frequency electric amplifiers; having 6 or more input signal lines, with or without elements for capacity amplifiers	-	193	-	10.113
85184090	Other audio-frequency electric amplifiers	100.236	1.320.249	1.242.351	16.941.929
85185010	Electric sound amplifier sets; having a power rating of 240 W or more	39.775	338.114	663.579	4.932.132
85185020	Electric sound amplifier sets with loudspeakers, of a kind suitable for broadcasting, having a voltage rating of 50 V or more but not exceeding 100 V	-	668	-	25.345
85185090	Other electric sound amplifier sets	21.442	165.849	909.332	8.419.220
85189010	Parts of goods of subheading 85181011, 85182920, 85183040 or 85184020, including printed circuit assemblies	6	83	350	4.333
85189020	Parts of goods of subheading 85184040	343	3.734	134.993	774.322
85189030	Parts of goods of subheading 851821 or 851822	6.649	64.813	268.243	2.115.009
85189040	Parts of goods of subheading 85182990	-	16	-	124
85189090	Other parts of microphones&stands therefor; loudspeakers; headphones&earphones, and sets consisting of a microphone&loudspeakers; audio-frequency electric amplifiers; electric sound amplifier sets	47.460	384.222	1.798.563	12.940.095
85192010	Apparatus for sound recording or reproducing operated by coins, tokens, disc operated record players	1	72	11	4.437
85192090	Apparatus for sound recording or reproducing operated by banknotes, bank cards.	33	154	507	6.073
85193000	Turntables (record-decks)	32	2.674	300	42.218
85198110	Pocket-size cassette recorders, the dimensions of which do not exceed 170 mm x 100 mm x 45 mm	-	21	-	1.954
85198120	Cassette recorders, with built-in amplifiers and one or more built-in loudspeakers, operating only with an external source of power	-	55	-	1.501
85198130	Compact disc players	7	2.497	234	73.690
85198149	Transcribing machines; other than for cinematography or broadcasting	66	1.137	9.491	156.551
85198161	Magnetic tape recorders incorporating sound reproducing apparatus, digital audio type; suitable for cinematography or broadcasting	793	793	10.000	10.000
85198162	Telephone answering machines	-	116	-	119
85198169	Other magnetic tape recorders incorporating sound reproducing apparatus, digital audio type	-	1	-	8
85198179	Other sound reproducing apparatus, cassette type; other than for cinematography or broadcasting	-	12	-	64
85198199	Other sound recording or reproducing apparatus; other than for cinematography or broadcasting	-	1	-	48
85198910	Cinematographic sound reproducers	-	15	-	734

Tabel 3 : Ekspor Indonesia menurut Komoditi (Kode HS 8 digit)

September 2022

Kode H S	Uraian golongan barang	Berat bersih (Kg)		Nilai F.O.B. (U S \$)	
		Bulan ini	Kumulatif	Bulan ini	Kumulatif
(1)	(2)	(3)	(4)	(5)	(6)
85198920	Record-players with or without loudspeakers	-	0	-	25
85198940	Other sound reproducing apparatus	-	4	-	2.351
85198990	Sound recording or reproducing apparatus n.e.c. in heading 8519	42	223	1.590	3.316
85211010	Magnetic tape-type; of a kind used in cinematography or television broadcasting	-	1	-	84
85211090	Magnetic tape-type; ther than used in cinematography or television broadcasting	324	620	1.781	9.083
85219019	Laser disc players; other than used in cinematography or television broadcasting	12.932	136.282	434.015	3.842.959
85219091	Video recording or reproducing apparatus, whether or not incorporating a video tuner, of a kind used in cinematography or tv broadcasting; other than laser disc	-	14	-	394
85219099	Video recording or reproducing apparatus, whether or not incorporating a video tuner n.e.c. in heading 8521	22	886	1.178	47.449
85221000	Pick-up cartridges	3.259	105.629	116.822	4.172.148
85229030	Printed circuit board assemblies for cinematographic sound recorders or reproducers	-	4.318	-	175.014
85229040	Audio or video tapedecks and compact disc mechanisms	5.472	66.166	19.196	1.691.369
85229050	Audio or video reproduction heads, magnetic type; magnetic erasing heads and rods	51	1.149	5.672	70.995
85229091	Parts and accessories for cinematographic sound recorders or reproducers other than pick-up cartridges or PCB	26.651	260.363	11.528.623	112.854.754
85229092	Parts and accessories for answering machines other than pick-up cartridges or PCB	-	2.592	-	17.972
85229093	Other parts and accessories for goods of subheading 851981 or heading 8521	-	67	-	178
85229099	Other parts and accessories suitable for use solely or principally with the apparatus of heading 8519	7.881	31.541	220.247	366.785
85232110	Magnetic media; cards incorporating a magnetic stripe; unrecorded	91	678	1.742	15.032
85232190	Magnetic media; cards incorporating a magnetic stripe; recorded	242	1.799	215.054	243.826
85232911	Magnetic media; computer tapes; of a width <= 4mm; unrecorded	-	78	-	1.938
85232919	Magnetic media; other than computer tapes; of a width <= 4mm; unrecorded	29.357	122.007	243.659	976.997
85232929	Magnetic media; other than video tapes; of a width <= 4mm; recorded	8	69	141	4.174
85232931	Magnetic media; computer tapes; of a 4mm < width <= 65mm; unrecorded	-	70	-	808
85232939	Magnetic media; other than computer & video tapes; of a 4mm < width <= 65mm; unrecorded	-	2	-	33
85232942	Magnetic media of a kind suitable for cinematography; of a 4mm < width <= 65mm; recorded	-	0	-	29
85232949	Other magnetic tape; of a 4mm < width <= 65mm; recorded	3	23	374	1.766
85232961	Magnetic tape >65mm for reproducing representations of instructions,data,sound,image,recorded in a machine readable binary form,capable of being manipulated/providing interactivity to a user,of an automatic data; unrecorded	-	0	-	141
85232969	Other magnetic tape > 65mm; unrecorded	-	1	-	4.701
85232971	Magnetic discs; unrecorded; computer hard disks and diskettes	189	1.474	9.906	174.007
85232979	Magnetic discs; unrecorded; other than computer hard disks and diskettes	9	1.283	152	3.929
85232981	Magnetic discs; recorded; used for reproducing phenomena other than sound or image; suitable for computer use	24	82	308	1.919
85232982	Magnetic discs; recorded; used for reproducing phenomena other than sound or image; not suitable for computer use	-	30	-	551

Tabel 3 : Ekspor Indonesia menurut Komoditi (Kode HS 8 digit)

September 2022

Kode H S	Uraian golongan barang	Berat bersih (Kg)		Nilai F.O.B. (U S \$)	
		Bulan ini	Kumulatif	Bulan ini	Kumulatif
		(1)	(2)	(3)	(4)
85232983	Recorded magnetic discs for reproducing representations of instructions, data, sound and image, recorded in a machine readable binary form, and capable of being manipulated or providing interactivity to a user, by means of an automatic data processing machine; proprietary format storage (recorded) media	-	30	-	1.077
85232989	Recorded magnetic discs for other purpose	-	2	-	15
85232991	Other unrecorded magnetic media of a kind suitable for computer use	-	395	-	378.800
85232993	Other recorded magnetic media for reproducing phenomena other than sound or image of a kind suitable for computer use	-	17	-	223
85232995	Oth recorded magnetic media for reproducing representations of instructions/data/sound/image,recorded in a machine readable binary form,capable of being manipulated/providing interactivity,of an auto data processing machine	-	1	-	131
85232999	Other recorded magnetic media for other purpose	28	60	1.434	2.565
85234110	Unrecorded optical media of a kind suitable for computer use	23	7.024	123	45.262
85234190	Unrecorded optical media of a kind not suitable for computer use	83	945	2.791	32.547
85234911	Of a kind used for reproducing phenomena other than sound or image parts and accessories of machines for sawing monocrystal semiconductor boules into slices, or wafers into chips	14	14	9.627	9.627
85234912	Disc for laser reading systems for reproducing sound only for educational, technical, scientific, historical or cultural	-	20	-	143
85234913	Disc for laser reading systems for reproducing sound only for other purpose other than for educational, technical, scientific, historical or cultural	39	296	1.702	17.825
85234914	Disc for laser reading systems for reproducing representations of instructions, data, sound and image, recorded in a machine readable binary form, and capable of being manipulated or providing interactivity to a user, by means of an automatic data processing machine; proprietary format storage (recorded) media	18	233	188	20.428
85234915	Oth discs for laser reading system,containing cinematographic movies oth than newsreels/travelogues/technical/scientific/other documentary movies	-	0	-	3
85234919	Disc for laser reading systems for other purpose	45	90	9.045	10.269
85234992	Of a kind used for reproducing sound only parts and accessories of machines for sawing monocrystal semiconductor boules into slices, or wafers into chips	1	1	39	39
85234999	Other recorded optical media for other purpose	70	1.642	754.063	803.604
85235111	Of a kind suitable for computer use parts and accessories of machines for sawing monocrystal semiconductor boules into slices, or wafers into chips	39	179	139.018	267.686
85235119	Unrecorded Solid-state non-volatile storage devices of a kind not suitable for computer use	171	854	56.147	184.205
85235121	Recorded Solid-state non-volatile storage devices for reproducing phenomena other than sound or image of a kind suitable for computer use	11	34	154	960.456
85235129	Recorded Solid-state non-volatile storage devices for reproducing phenomena other than sound or image of a kind not suitable for computer use	12	175	7.836	10.525

Tabel 3 : Ekspor Indonesia menurut Komoditi (Kode HS 8 digit)

September 2022

Kode H S	Uraian golongan barang	Berat bersih (Kg)		Nilai F.O.B. (U S \$)	
		Bulan ini	Kumulatif	Bulan ini	Kumulatif
		(1)	(2)	(3)	(4)
85235130	Recorded Solid-state non-volatile storage devices for reproducing representations of instructions, data, sound and image, recorded in a machine readable binary form, and capable of being manipulated or providing interactivity to a user, by means of an automatic data processing machine; proprietary format storage (recorded) media	4	187	708	8.188
85235192	Recorded Solid-state non-volatile storage devices of a kind suitable for cinematography	-	2	-	17
85235199	Recorded Solid-state non-volatile storage devices for other purpose	22	1.356	27.032	136.993
85235200	Semiconductor media; "Smart cards"	40.389	254.012	2.126.973	14.042.062
85235910	Semiconductor media; proximity cards and tags	3.740	15.060	5.885	31.729
85235921	Semiconductor media; unrecorded; of a kind suitable for computer use	-	9	-	225
85235929	Semiconductor media; unrecorded; other than a kind suitable for computer use	-	52	-	8.696
85235930	Semiconductor media; recorded; of a kind used for reproducing phenomena other than sound or image	-	4	-	406
85235940	Semiconductor media; recorded; for reproducing representations of instructions/data/sound/image, recorded in a machine readable binary form, capable of being manipulated/providing interactivity to a user, of an automatic data processing machine; proprietary format storage media	0	35	48	2.197
85235990	Other semiconductor media	205	809	10.840	53.618
85238040	Gramophone records	-	111	-	1.770
85238051	Other media for recording of sound or of other phenomena, unrecorded, of a kind suitable for computer use	107	1.060	5.903	75.388
85238059	Other media for recording of sound or of other phenomena, unrecorded, of a kind not suitable for computer use	1	34	65	1.179
85238091	Parts and accessories of a kind used for reproducing phenomena other than sound or image	-	303	-	444
85238092	Oth media for recording of sound/phenomena,recorded,for reproducing representations of instructions/data/sound/image, recorded in a machine readable binary form, and capable of being manipulated or providing interactivity,of an auto data processing machine	-	21	-	1.257
85238099	Other media for recording of sound or of other phenomena for other purpose	67	1.001	2.863	128.602
85241100	Flat panel display modules of liquid crystals, whether or not incorporating touch-sensitive screens; without drivers or control circuits	261	1.788	17.306	196.048
85241900	Flat panel display modules of other than liquid crystal and OLED, whether or not incorporating touch-sensitive screens; without drivers or control circuits	-	6	-	21
85249100	Flat panel display modules of liquid crystals, whether or not incorporating touch-sensitive screens; with drivers or control circuits	34.245	34.515	498.503	517.693
85249900	Flat panel display modules of other than liquid crystal and OLED, whether or not incorporating touch-sensitive screens; with drivers or control circuits	-	8	-	4.073
85255000	Transmission apparatus for radio-broadcasting or television, not incorporating reception apparatus or sound recording or reproducing apparatus	20	813	4.582	85.060
85256000	Transmission apparatus for radio-broadcasting or television, incorporating reception apparatus or sound recording or reproducing apparatus	38	1.601	4.696	361.428
85258110	Video camera recorders; high-speed goods as specified in Subheading Note 1 to this Chapter	449	818	331.508	422.634
85258120	Television cameras; high-speed goods as specified in Subheading Note 1 to this Chapter	183	248	1.070	4.487

Tabel 3 : Ekspor Indonesia menurut Komoditi (Kode HS 8 digit)

September 2022

Kode H S	Uraian golongan barang	Berat bersih (Kg)		Nilai F.O.B. (U S \$)	
		Bulan ini	Kumulatif	Bulan ini	Kumulatif
(1)	(2)	(3)	(4)	(5)	(6)
85258190	Digital cameras; high-speed goods as specified in Subheading Note 1 to this Chapter	9.802	43.404	429.470	1.934.557
85258210	Video camera recorders; radiation-hardened or radiation-tolerant goods as specified in Subheading Note 2 to this Chapter	24	211	718	8.391
85258220	Television cameras; radiation-hardened or radiation-tolerant goods as specified in Subheading Note 2 to this Chapter	-	879	-	32.523
85258290	Digital cameras; radiation-hardened or radiation-tolerant goods as specified in Subheading Note 2 to this Chapter	322	358	235.595	238.324
85258310	Video camera recorders; night vision goods as specified in Subheading Note 3 to this Chapter	-	12	-	2.819
85258320	Television cameras; night vision goods as specified in Subheading Note 3 to this Chapter	-	18	-	7.094
85258390	Digital cameras; night vision goods as specified in Subheading Note 3 to this Chapter	7	201	345	265.861
85258910	Video camera recorders; other than high-speed goods & radiation-hardened or radiation-tolerant goods & night vision goods as specified in Subheading Note 1-3 to this Chapter	54	125.491	18.749	6.111.398
85258920	Television cameras; other than high-speed goods & radiation-hardened or radiation-tolerant goods & night vision goods as specified in Subheading Note 1-3 to this Chapter	-	4.113	-	294.649
85258930	Web cameras	41.486	243.907	8.614.890	51.005.294
85258990	Digital cameras; other than high-speed goods & radiation-hardened or radiation-tolerant goods & night vision goods as specified in Subheading Note 1-3 to this Chapter	13.041	123.165	4.116.041	35.091.451
85261010	Radar apparatus, ground based, or of a kind for use in civil aircraft, or of a kind used solely on sea-going vessels	184	4.740	4.292	119.461
85261090	Radar apparatus of a kind used for military purpose	36	10.899	2.248	185.516
85269110	Radio navigational aid apparatus of a kind for use in civil aircraft, or of a kind used solely on sea-going vessels	54	489	5.714	56.451
85269190	Radio navigational aid apparatus, of a kind used for military purpose	2.962	461.499	218.041	39.384.015
85269200	Radio remote control apparatus	5.580	31.050	89.409	848.135
85271200	Pocket-size radio cassette-players	25.326	172.821	547.006	4.267.018
85271310	Portable radio-broadcast receivers capable of operating without an external source of power, combined with sound recording or reproducing apparatus; other than pocket-size radio cassette-players	220	7.265	2.998	103.635
85271390	Nonportable radio-broadcast receivers capable of operating without an external source of power; combined with sound recording or reproducing apparatus	0	109	72	554
85271920	Portable radio-broadcast receivers capable of operating without an external source of power, not combined with sound recording or reproducing; other than pocket-size radio cassette-player	60.643	456.481	959.391	7.292.540
85271990	Nonportable radio-broadcast receivers capable of operating without an external source of power, not combined with sound recording or reproducing	42	1.982	1.452	25.984
85272110	Radio-broadcast receivers combined with sound recording/reproducing apparatus, used in motor vehicles, capable of receiving & decoding digital radio data system signals	192.008	900.472	10.183.323	43.082.425
85272190	Radio-broadcast receivers combined with sound recording/reproducing apparatus, used in motor vehicles; not capable of receiving & decoding digital radio data system signals	21.907	476.738	1.109.223	20.769.391
85272900	Radio-broadcast receivers not capable of operating without an external source of power, used in motor vehicles, not combined with sound recording or reproducing apparatus	10.470	243.185	570.391	12.446.340

Tabel 3 : Ekspor Indonesia menurut Komoditi (Kode HS 8 digit)

September 2022

Kode H S	Uraian golongan barang	Berat bersih (Kg)		Nilai F.O.B. (U S \$)	
		Bulan ini	Kumulatif	Bulan ini	Kumulatif
(1)	(2)	(3)	(4)	(5)	(6)
85279110	Portable radio-broadcast receivers not capable of operating without an external source of power, of a kind not used in motor vehicles, combined with sound recording or reproducing apparatus	9	9	86	86
85279190	Nonportable radio-broadcast receivers not capable of operating without an external source of power, of a kind not used in motor vehicles, combined with sound recording or reproducing apparatus	-	5.842	-	42.993
85279920	Mains operated reception apparatus for radio-broadcasting, not else where classified in 8527	-	8	-	490
85279990	Not mains operated reception apparatus for radio-broadcasting, not elsewhere classified in 8527	4	50	292	9.951
85284200	Cathode-ray tube monitors; capable of directly connecting to and designed for use with an automatic data processing machine of heading 8471	209	2.131	2.782	190.676
85284910	Colour cathode-ray tube monitors; not capable of directly connecting to and designed for use with an automatic data processing machine of heading 8471	4.003	17.103	354.736	599.851
85284920	Monochrome cathode-ray tube monitors; not capable of directly connecting to and designed for use with an automatic data processing machine of heading 8471	5	55	913	6.481
85285200	Monitors other than cathode-ray tube, capable of directly connecting to and designed for use with an automatic data processing machine of heading 8471	25.166	268.961	908.122	11.059.015
85285910	Colour monitors other than cathode-ray tube; not capable of directly connecting to and designed for use with an automatic data processing machine of heading 8471	161.115	1.741.452	6.721.261	75.757.706
85285920	Monochrome monitors other than cathode-ray tube; not capable of directly connecting to and designed for use with an automatic data processing machine of heading 8471	4	1.991	54	27.699
85286200	Projectors; capable of directly connecting to and designed for use with an automatic data processing machine of heading 8471	7	612	36	43.784
85286910	Projectors;not capable of directly connect & designed for use w/ an automatic data processing machine of heading 8471; having capability of projecting onto a screen diagonally measuring ≥ 300 inches	3	107	25	4.442
85286990	Projectors;not capable of directly connect & designed for use w/ an automatic data processing machine of heading 8471; having capability of projecting onto a screen diagonally measuring < 300 inches	295	6.390	16.163	161.043
85287111	Mains operated set top boxes which have a communications function for television, not designed to incorporate a video display or screen	134.958	1.203.850	6.797.263	70.603.719
85287119	Not mains operated set top boxes which have a communications function for television, not designed to incorporate a video display or screen	85.985	598.285	10.560.721	74.163.826
85287191	Mains operated reception apparatus for television, not designed to incorporate a video display or screen, other than set top boxes which have a communications function	36.804	228.800	1.656.180	9.481.220
85287199	Not mains operated reception apparatus for television, not designed to incorporate a video display or screen, other than set top boxes which have a communications function	96	9.441	9.784	213.504
85287210	Battery operated monitors for colour television, designed to incorporate a video display or screen	-	403	-	1.070
85287292	Liquid crystal devices (LCD), light-emitting diodes (LED) and other flat panel display type for colour television; designed to incorporate a video display or screen	5.236.271	37.711.796	129.247.512	991.909.128
85287299	Monitors for colour television oth than cathode-ray tube, LCD, LED, and other flat panel display type; designed to incorporate a video display or screen	175	12.167	2.602	190.600
85287300	Monitors for monochrome television	1.483	11.865	7.404	147.242

Tabel 3 : Ekspor Indonesia menurut Komoditi (Kode HS 8 digit)

September 2022

Kode H S	Uraian golongan barang	Berat bersih (Kg)		Nilai F.O.B. (U S \$)	
		Bulan ini	Kumulatif	Bulan ini	Kumulatif
		(1)	(2)	(3)	(4)
85291021	Parabolic aerial reflector dishes for television reception and parts thereof	148	4.725	2.445	24.062
85291029	Parabolic aerial reflector dishes for direct broadcast multi- media systems other than for television reception, and parts thereof	1.399	27.097	109.984	1.992.577
85291030	Telescopic, rabbit and dipole antennae for television or radio receivers; parts suitable for use therewith	290.527	1.788.738	1.934.265	14.238.171
85291040	Aerial filters and separators; parts suitable for use therewith	6	62	24	1.388
85291093	Aerials & aerial reflectors oth than parabolic/telescopic/aerial filters & separators/feed horns, of a kind used with transmission apparatus for radio-broadcasting; parts suitable for use therewith	1.052	60.050	17.472	523.170
85291094	Aerials & aerial reflectors oth than parabolic/telescopic/aerial filters & separators/feed horns, of a kind used with transmission apparatus for television; parts suitable for use therewith	-	2	-	79
85291099	Aerials&aerial reflectors oth than parabolic/telescopic/aerial filter & separator/feed horn,used w/ transmission apparatus oth than for radio-broadcasting/television;parts suitable for use therewith	429	39.484	84.817	883.707
85299020	Parts of decoders	962	14.840	291.052	1.024.103
85299040	Parts of digital cameras or video camera recorders	197	5.061	21.976	488.168
85299051	Printed circuit boards, assembled; for goods of subheading 852550 or 852560	3.625	7.716	179.544	179.656
85299052	Printed circuit boards, assembled; for goods of subheading 852713, 852719, 852721, 852729, 852791 or 852799	32.714	373.625	1.258.879	15.274.236
85299053	Printed circuit boards, assembled, for flat panel displays	133.794	884.290	11.908.041	72.395.145
85299054	Printed circuit boards, assembled, for television receivers	470	2.498	36.712	190.136
85299055	Printed circuit boards, assembled; for goods of heading 8528; other than for flat panel displays or television receivers	4	18.049	25	75.869
85299059	PCB, assembled; other than for goods of subheading 852550,852560,852713,852719,852721,852729,852791,852799,8528	470	5.177	95.709	1.530.520
85299091	Parts for television receivers other than aerial and PCB	97.081	905.328	3.603.801	29.135.978
85299094	Parts for flat panel display other than aerial and PCB	895.755	9.755.447	18.496.241	201.839.918
85299099	Parts suitable for use solely or principally with the apparatus of headings 8524 to 8528; other than aerials and PCB, not for television receivers or flat panel display	62.161	662.616	1.455.876	6.911.366
85308000	Electrical signalling, safety or traffic control equipment for roads, inland waterways, parking facilities, port installations or airfields (other than those of heading 8608)	-	3.444	-	19.821
85309000	Part of electrical signalling, safety or traffic control equipment for railways, tramways, roads, inland waterways, parking facilities, port installations or airfields (oth than heading 8608)	-	320	-	48.933
85311010	Burglar alarms	57.319	379.613	10.528.891	57.937.399
85311020	Fire alarms	14	28	1.261	6.821
85311030	Smoke alarms; portable personal alarms (shrill alarms)	5	204	111	9.355
85311090	Alarms except burglar or fire alarms or smoke alarm; portable personal alarm (shrill alarms)	49.093	457.305	1.896.360	17.904.148
85312000	Indicator panels incorporating liquid crystal devices (LCD) or light-emitting diodes (LED)	296.145	4.569.753	4.428.675	85.723.528
85318011	Eletronic door bells and other door sound signalling apparatus	-	161	-	5.817
85318019	Electronic bells and other sound signalling apparatus other than door bells	6.350	48.164	309.178	2.572.889
85318021	Vacuum fluorescent display panels	-	85	-	364
85318029	Flat panel displays (including electro-luminescence, plasma and other technologies) other than vacuum fluorescent display panels	12	1.358	490	65.222

Tabel 3 : Ekspor Indonesia menurut Komoditi (Kode HS 8 digit)

September 2022

Kode H S	Uraian golongan barang	Berat bersih (Kg)		Nilai F.O.B. (U S \$)	
		Bulan ini	Kumulatif	Bulan ini	Kumulatif
(1)	(2)	(3)	(4)	(5)	(6)
85318090	Electric sound or visual signalling apparatus (bells, sirens), other than electronic bells or flat panel displays	54.302	497.802	1.299.173	11.261.738
85319010	Part of electric sound or visual signalling apparatus, including printed circuit assemblies of subheading 853120, 85318021 or 85318029	-	1.053	-	8.744
85319030	Part of electric sound signalling other than door bells or door sound signalling apparatus	-	13	-	1.123
85319090	Part of visual signalling apparatus	7.973	88.947	160.086	1.610.323
85321000	Electrical capacitors, fixed, designed for use in 50/60 Hz circuits and having a reactive power handling capacity of not less than 05 kvar (power capacitors)	-	95	-	9.652
85322100	Tantalum capacitors	10.240	147.793	9.896.215	139.441.131
85322200	Aluminium electrolytic capacitors	806.468	7.660.525	20.894.903	195.169.684
85322300	Ceramic dielectric, single layer capacitors	33.126	440.513	665.257	8.508.443
85322400	Ceramic dielectric, multilayer capacitors	3.621	22.505	218.419	799.485
85322500	Dielectric of paper or plastics capacitors	9.514	46.136	494.452	2.611.641
85322900	Electrical capacitors, fixed, other than tantalum or aluminium electrolytic or ceramic dielectric or dielectric of paper/plastics	84.575	836.065	17.479.702	171.495.328
85323000	Variable or adjustable (pre-set) capacitors	221	2.018	2.464	58.249
85329000	Parts of electrical capacitors, fixed, variable or adjustable (pre-set)	1	171	1	33.506
85331010	Electrical resistors, fixed carbon, composition or film type; surface mounted	34.993	287.277	363.109	4.516.543
85331090	Electrical resistors, fixed carbon, composition or film type; non surface mounted	162	5.029	2.570	172.457
85332100	Electrical resistors, fixed non carbon resistors; for a power handling capacity ≤ 20 W	253.454	2.571.550	10.333.376	94.203.573
85332900	Electrical resistors, fixed non carbon resistors; for a power handling capacity > 20 W	1.219	152.558	23.083	4.965.164
85333100	Wirewound variable resistors, including rheostats and potentiometers; for a power handling capacity ≤ 20 W	1	20	111	1.794
85333900	Wirewound variable resistors, including rheostats and potentiometers; for a power handling capacity > 20 W	1	360	79	3.945
85334000	Variable resistors other than wirewound, including rheostats and potentiometers	51.126	548.795	1.479.601	14.625.017
85339000	Parts electrical resistors (including rheostats and potentiometers), other than heating resistors.	513	9.053	158.346	1.574.749
85340010	Printed circuits, single-sided	99.202	937.027	1.789.214	18.580.016
85340020	Printed circuits, double-sided	457	10.249	623.561	5.502.827
85340030	Printed circuits, multi-layer	5.314	8.741	247.178	591.846
85340090	Printed circuits, other than single/double-sided or multi-layer	26.820	98.498	1.600.592	13.286.139
85351000	Fuses, for a voltage > 1,000 volts	266	3.395	2.522	60.863
85352110	Automatic circuit breakers, moulded case type, for a voltage > 1 kV but < 725 kV	-	34	-	1.523
85352190	Automatic circuit breakers other than moulded case type or earth leakage circuit breaker, for a voltage > 1kV but < 725 kV	361	4.921	20.563	281.670
85352990	Automatic circuit breakers other than earth leakage circuit breaker, for a voltage ≥ 725 kV	53	2.937	10.926	18.970
85353011	Isolating switches and make-and-break switches, disconnectors having a voltage > 1 kV but < 36 kV	-	74	-	168
85353019	Isolating switches and make-and-break switches, disconnectors having a voltage of ≥ 36 kV but ≤ 40 kV	-	1.214	-	69.718
85353090	Isolating switches and make-and-break switches, suitable for a voltage > 40 kV but < 66 kV	375	25.921	20.987	230.326
85354000	Lightning arresters, voltage limiters and surge suppressors, for a voltage > 1,000 volts	3.838	15.361	400.532	2.381.114
85359010	Bushing assemblies and tap changer assemblies for electricity distribution or power transformers, for a voltage > 1,000 volts	2.920	11.450	114.522	393.717

Tabel 3 : Ekspor Indonesia menurut Komoditi (Kode HS 8 digit)

September 2022

Kode H S	Uraian golongan barang	Berat bersih (Kg)		Nilai F.O.B. (U S \$)	
		Bulan ini	Kumulatif	Bulan ini	Kumulatif
(1)	(2)	(3)	(4)	(5)	(6)
85359020	Change-over switches of a kind used for starting electric motors; for a voltage > 1,000 volts	-	1.485	-	5.346
85359090	Electrical apparatus for switching or protecting electrical circuits, or for making connections to or in electrical circuits, for a voltage > 1,000 volts, not elsewhere classified in heading 8535	60.188	384.550	630.876	3.276.119
85361011	Thermal fuses; glass type fuses, suitable for use in electric fans, for a voltage ≤ 1,000 volts	-	85	-	4.999
85361012	Thermal fuses; glass type fuses, not suitable for use in electric fans, for a current < 16 A and voltage ≤ 1,000 volts	650	6.412	25.600	268.501
85361013	Fuse blocks, of a kind used for motor vehicles, for a voltage ≤ 1,000 volts	6.591	16.860	64.303	230.662
85361019	Thermal fuses; glass type fuses, voltage ≤ 1,000 volts, not elsewhere classified or include in subheading 853610	18.082	189.673	1.064.220	11.567.673
85361092	Fuses other than thermal fuses and glass type fuses; not suitable for use in electric fans; for a current less than 16 A and voltage not exceeding 1,000 volts	18	128	726	2.617
85361093	Fuse blocks other than thermal and glass type fuse, of a kind used for motor vehicles; for a voltage not exceeding 1,000 volts	520	1.771	15.138	50.803
85361099	Fuses other than thermal fuses and glass type fuses, voltage ≤ 1,000 volts, not elsewhere classified or include in subheading 853610	667	7.641	37.681	228.626
85362011	Automatic circuit breakers, moulded case type, for a voltage ≤ 1,000 volts and current < 16 A	60	82	1.897	2.787
85362012	Automatic circuit breakers, moulded case type, for a voltage ≤ 1,000 volts and current ≥ 16 A but ≤ 32 A	81	686	3.192	27.567
85362013	Automatic circuit breakers, moulded case type, for a voltage ≤ 1,000 volts and current > 32 A but ≤ 1,000 A	475	20.485	29.460	401.537
85362019	Automatic circuit breakers, moulded case type, for a voltage ≤ 1,000 volts and current > 1,000 A	20.801	183.633	1.367.018	10.767.183
85362020	Automatic circuit breakers; non moulded case type, of a kind incorporated into electro-thermic domestic appliances of heading 8516; for a voltage ≤ 1,000 volts;	-	11.582	-	124.448
85362091	Automatic circuit breakers, non-moulded case type; not incorporated into electro-thermic domestic appliances of heading 8516; for a current < 16 A and voltage ≤ 1,000 volts;	-	22	-	384
85362099	Automatic circuit breakers, non-moulded case type, not incorporated into electro-thermic domestic appliances of heading 8516; for a current ≥ 16 A and voltage ≤ 1,000 volts;	1.397	4.690	35.835	267.178
85363010	Lightning arresters for protecting electrical circuits, for a voltage ≤ 1,000 volts	-	9	-	5.426
85363020	Electrical apparatus for protecting electrical circuits other than fuses or automatic circuit breakers, of a kind used in radio equipment or in electric fans, for a voltage ≤ 1,000 volts	-	239	-	3.156
85363090	Electrical apparatus for protecting electrical circuits oth than fuses or auto circuit breakers; except lighting arresters or of a kind used in radio equipment/in electric fans; voltage ≤1,000 volts	110.706	904.243	1.958.668	15.433.800
85364110	Digital relays; for a voltage ≤ 60 V	8.856	100.625	234.076	2.400.697
85364120	Relays of a kind used in radio equipment; for a voltage ≤ 60 V	-	2	-	590
85364140	Relays other than digital relays or of a kind used in radio equipment/electric fans, for a current < 16 A and voltage ≤ 60 V	3.298	187.029	207.186	6.198.826
85364191	Semiconductor or electro-magnetic relays of voltage ≤ 28 V	113.871	873.327	4.002.440	30.941.724
85364199	Semiconductor or electro-magnetic relays of voltage > 28 V but ≤ 60 V	22.094	371.001	844.451	12.026.557
85364910	Digital relays; for a voltage exceeding 60 V but not exceeding 1,000 V	4.707	30.440	86.185	523.477
85364990	Relay other than digital; for a voltage exceeding 60 V but not exceeding 1,000 V	303.188	3.491.915	8.065.854	81.878.687

Tabel 3 : Ekspor Indonesia menurut Komoditi (Kode HS 8 digit)

September 2022

Kode H S	Uraian golongan barang	Berat bersih (Kg)		Nilai F.O.B. (U S \$)	
		Bulan ini	Kumulatif	Bulan ini	Kumulatif
(1)	(2)	(3)	(4)	(5)	(6)
85365020	Over-current and residual-current automatic switches, for a voltage not exceeding 1,000 volts	38.689	354.891	712.608	6.911.721
85365032	Switches for electric fans; power switches for radio receivers; for a voltage ≤ 1,000 volts	-	3	-	70
85365033	High inrush switches; power switches for TV; rotary, slide, see-saw & magnetic switches for AC; commutators for stoves & ranges; microphone switches; current capacity <16 A & voltage ≤1 kV	578	5.465	134.824	1.497.003
85365039	High inrush switches; power switches for TV; rotary, slide, see-saw & magnetic switches for AC; commutators for stoves & ranges; microphone switches; current capacity ≥16 A & voltage ≤1 kV	6.359	10.449	84.639	480.398
85365040	Miniature switches suitable for use in rice cookers or toaster ovens, a voltage not exceeding 1,000 volts	-	1	-	2
85365051	Insulated thyristor AC switches; electronics switches, consisting of chip-on-chip technology, voltage ≤ 1,000 V; electro-mechanical snap-action switches for current < 16 A	450	4.272	8.910	84.551
85365059	Insulated thyristor AC switches; electronics switches, consisting of chip-on-chip technology, voltage ≤ 1,000 V; electro-mechanical snap-action switches for current ≥ 16 A but ≤ 11 A	102	850	2.849	18.187
85365061	Make-and-break switches of a kind used in domestic electrical wiring, voltage ≤ 500 V & rated current carrying capacity < 16 A	3.770	262.082	176.018	8.842.458
85365069	Make-and-break switches of a kind used in domestic electrical wiring, voltage ≤ 500 V & rated current carrying capacity ≥ 16 A but ≤ 20 A	21	3.798	113	6.396
85365095	Change-over switches of a kind used for starting electric motors; fuse switches, voltage ≤ 1,000 V	1.694	5.800	10.917	120.019
85365096	Electrical apparatus for switching or protecting electrical circuits n.e.c. in subheading 853650, voltage ≤ 1,000 V & current < 16 A, not suitable for use in electric fans & starting motors	91.878	464.850	6.209.965	26.787.461
85365099	Electrical apparatus for switching or protecting electrical circuits n.e.c. in subheading 853650, voltage ≤ 1,000 V & current ≥ 16 A, not suitable for use in electric fans & starting motors	289.163	2.333.328	11.085.735	101.458.736
85366111	Lamp-holders of a kind used for compact lamps or halogen lamps, for a current < 16 A and voltage ≤ 1,000 volts	-	95	-	486
85366119	Lamp-holders of a kind used for compact lamps or halogen lamps, for a current ≥ 16 A and voltage ≤ 1,000 volts	-	9	-	460
85366191	Lamp-holders not used for compact lamps or halogen lamps; for a current < 16 A and voltage ≤ 1,000 volts	0	259	0	18.278
85366199	Lamp-holders not used for compact lamps or halogen lamps; for a current ≥ 16 A and voltage ≤ 1,000 volts	4	4.220	77	77.181
85366910	Telephone plugs, for a voltage ≤ 1,000 volts	615	41.104	3.895	1.303.038
85366923	Audio/video sockets and cathode ray tube sockets for television or radio receivers, current ≤ 15 A and voltage ≤ 1,000 volts	-	7	-	1.628
85366924	Audio/video sockets and cathode ray tube sockets for television or radio receivers, current > 15 A but < 16 A and a voltage ≤ 1,000 volts	-	1	-	15
85366929	Audio/video sockets and cathode ray tube sockets for television or radio receivers, current ≥ 16 A and voltage ≤ 1,000 volts	73	1.523	1.067	62.934
85366932	Sockets and plugs for co-axial cables and printed circuits, current < 16 A and voltage ≤ 1,000 volts	28	1.588	8.544	313.006
85366939	Sockets and plugs for co-axial cables and printed circuits, current ≥ 16 A and voltage ≤ 1,000 volts	5.547	39.489	428.101	1.968.054
85366992	Plugs and sockets not for telephone or television or radio receivers or co-axial cables and printed circuits; for a current < 16 A and voltage ≤ 1,000 volts	1.496	19.704	24.583	232.428

Tabel 3 : Ekspor Indonesia menurut Komoditi (Kode HS 8 digit)

September 2022

Kode H S	Uraian golongan barang	Berat bersih (Kg)		Nilai F.O.B. (U S \$)	
		Bulan ini	Kumulatif	Bulan ini	Kumulatif
(1)	(2)	(3)	(4)	(5)	(6)
85366999	Plugs and sockets not for telephone or television or radio receivers or co-axial cables and printed circuits; for a current of \geq 16 A and voltage \leq 1,000 volts	147.518	763.202	4.747.763	26.108.846
85367010	Connectors for optical fibres, optical fibre bundles or cables, of ceramics, for a voltage not exceeding 1,000 volts	6.314	34.730	270.018	1.312.722
85367020	Connectors for optical fibres, optical fibre bundles or cables, of copper, for a voltage not exceeding 1,000 volts	-	500	-	224
85367090	Connectors for optical fibres, optical fibre bundles or cables, of other than ceramics or copper, for a voltage not exceeding 1,000 volts	2.480	35.136	848.103	6.718.655
85369012	Connection and contact elements for wires and cables; contact probes for wafer, for a current of less than 16 A and voltage not exceeding 1,000 volts	13	3.785	3.108	221.145
85369019	Connection and contact elements for wires and cables; contact probes for wafer, for a current of 16 A or more and voltage not exceeding 1,000 volts	24.396	166.510	942.097	8.416.056
85369022	Junction boxes, for a current of less than 16 A and voltage not exceeding 1,000 volts	-	7	-	797
85369029	Junction boxes, for a current of 16 A or more and voltage not exceeding 1,000 volts	1.645	49.647	92.704	2.207.647
85369032	Cable connectors consisting of a jack plug, terminal with or without pin, connector, or adaptor for co-axial cable, for a current of less than 16 A and voltage not exceeding 1,000 volts;	24.222	236.032	1.942.192	23.314.932
85369039	Cable connectors consisting of a jack plug, terminal with or without pin, connector, or adaptor for co-axial cable, for a current of 16 A or more and voltage not exceeding 1,000 volts;	276.488	2.418.298	6.333.981	57.312.712
85369040	Battery clamps, of a kind used for motor vehicles of heading 8702, 8703, 8704 or 8711, for a voltage not exceeding 1,000 volts	-	8	-	2.721
85369093	Telephone patch panels, for a current of less than 16 A and voltage not exceeding 1,000 volts	-	12	-	121.496
85369094	Electrical apparatus for making connections to or in electrical circuits not elsewhere clasified in 8536, for a current $<$ 16 A and voltage \leq 1,000 volts	18.768	81.665	420.711	1.766.188
85369099	Electrical apparatus for making connections to or in electrical circuits not elsewhere spesified in 8536, for a current \geq 16 A and voltage \leq 1,000 volts	147.152	1.746.598	7.647.776	81.280.446
85371011	Control panels of a kind suitable for use in distributed control systems, for a voltage \leq 1,000 V	9.170	84.783	480.047	2.412.509
85371012	Control panels fitted with a programmable processor, for a voltage \leq 1,000 V	203	644	19.955	48.481
85371013	Control panels oth than a kind of for use in distributed control systems or fitted with programmable processor, suitable for goods of heading 8415, 8418, 8450, 8508, 8509 or 8516, voltage \leq 1,000 V	5.883	20.558	366.019	1.275.455
85371019	Switchboards for a voltage \leq 1,000 V	17.121	292.640	987.131	12.665.572
85371020	Distribution boards (including back panels and back planes) for use solely or principally with goods of heading 8471, 8517 or 8525, for a voltage \leq 1,000 V	1.595	3.514	882.736	1.549.414
85371030	Programmable logic controllers for automated machines for transport, handling and storage of dies for semiconductor devices, for a voltage \leq 1,000 V	7.704	34.387	218.251	1.127.974
85371040	Motor controllers with output rating of 24 V to 120 V DC and with ampere rating of 300 A to 500 A, voltage \leq 1,000 V	13.379	31.642	584.014	1.367.804
85371091	Board,panel,console,desk,cabinet oth than switchboard & control panel/distribution board/programmable logic controller/motor controller; used in radio equipment/in electric fan; voltage \leq 1,000 V	2.328	18.433	289.737	2.096.858

Tabel 3 : Ekspor Indonesia menurut Komoditi (Kode HS 8 digit)

September 2022

Kode H S	Uraian golongan barang	Berat bersih (Kg)		Nilai F.O.B. (U S \$)	
		Bulan ini	Kumulatif	Bulan ini	Kumulatif
(1)	(2)	(3)	(4)	(5)	(6)
85371092	Board,panel,console,desk,cabinet oth than switchboard & control panel/distribution board/programmable logic controller/motor controller;suitable use in distribututed control systems;voltage ≤ 1,000 V	1.007	10.017	464.358	4.668.156
85371099	Board,panel,console,desk,cabinet oth than switchboard & control panel/distribution board/programmable logic controller/motor controller not elsewhere clasified in subheading 853710; voltage ≤ 1,000 V	319.400	2.813.763	18.486.568	125.431.415
85372011	Switchboards, incorporating electrical instruments for breaking, connecting or protecting electrical circuits for a voltage 66 kV or more	-	89	-	2.295
85372019	Switchboards; incorporating electrical instruments for breaking, connecting or protecting electrical circuits, for a voltage exceeding 1 kV but less than 66 kV	103	17.589	38.706	781.877
85372029	Control panels, incorporating electrical instruments for breaking, connecting or protecting electrical circuits for a voltage exceeding 1 kV but less than 66 kV	-	12	-	164
85372090	Boards, panels, consoles, desks, cabinets & other bases, not elsewhere clasified in subheading 853720, for a voltage exceeding 1,000 V	309.135	2.527.265	7.544.464	49.631.986
85381011	Parts of programmable logic controllers for automated machines for transport, handling and storage of dies for semiconductor devices, for a voltage not exceeding 1,000 V	1	42	51	3.976
85381012	Parts of boards, panels, consoles, desks, cabinets and other bases for the goods of heading 8537, not equipped with their apparatus; used in radio equipment, for a voltage not exceeding 1,000 V	-	1	-	12
85381019	Part of board,panel,console,desk,cabinet & oth base for good of head 8537,not equipped w/ their apparatus oth than part of programmable logic controller/a kind used in radio equipment,voltage ≤1,000 V	86.918	213.417	440.190	1.764.937
85381021	Parts of programmable logic controllers for automated machines for transport, handling and storage of dies for semiconductor devices, for a voltage exceeding 1,000 V	3	6	38	1.087
85381022	Parts of boards, panels, consoles, desks, cabinets and other bases for the goods of heading 8537, not equipped with their apparatus, used in radio equipment, for a voltage exceeding 1,000 V	1	1	650	650
85381029	Parts of board,panel,console,desk,cabinet&oth base for good of head 8537,not equipped w/ their apparatus oth than part of programmable logic controller/a kind used in radio equipment,voltage > 1,000 V	899	5.674	504.630	1.274.547
85389011	Parts suitable for use solely or principally with goods of HS. 85366910, 85369012 or 85369019; voltage ≤ 1,000 V	1.347	15.870	187.678	1.125.139
85389012	Parts suitable for use solely or principally with goods of HS. 85365051, 85365059, 85366932 or 85366939; voltage ≤ 1,000 V	60.749	382.118	1.818.201	11.429.237
85389013	Parts suitable for use solely or principally with goods of HS. 85371020; voltage ≤ 1,000 V	21.835	211.224	2.930.451	26.046.266
85389019	Parts suitable use solely/principally w/ apparatus of subhead 8535, 8536 or 8537; oth than HS. 85366910, 85369012, 85369019, 85365051, 85365059, 85366932, 85366939, or 85371020; voltage ≤ 1,000 V	82.060	754.639	4.711.797	47.611.668
85389020	Parts suitable for use solely or principally with the apparatus of subheading 8535, 8536 or 8537 equipped with their apparatus, voltage > 1,000 V	15.462	230.905	561.498	4.793.027
85391010	Sealed beam lamp units; for motor vehicles of Chapter 87	4.874	30.550	47.441	535.766
85391090	Sealed beam lamp units; other than for motor vehicles of Chapter 87	5.906	13.105	33.623	307.014
85392120	Tungsten halogen; of a kind used in medical equipment	374	6.087	11.627	56.786
85392130	Tungsten halogen; of a kind used for motor vehicles	250	1.430	1.052	59.298

Tabel 3 : Ekspor Indonesia menurut Komoditi (Kode HS 8 digit)

September 2022

Kode H S	Uraian golongan barang	Berat bersih (Kg)		Nilai F.O.B. (U S \$)	
		Bulan ini	Kumulatif	Bulan ini	Kumulatif
		(1)	(2)	(3)	(4)
85392140	Reflector lamp bulbs of tungsten halogen, not used in medical equipment or motor vehicles	1.265	2.664	53.036	72.183
85392190	Tungsten halogen other than reflector lamp bulbs tungsten halogen or of a kind used in medical equipment or motor vehicles	63	664	552	8.016
85392220	Filament lamps, excluding sealed beam units or ultra-violet or infra-red lamps or tungsten halogen, used in medical equipment; power ≤ 200 W and voltage > 100 V	-	1	-	45
85392231	Reflector lamp bulbs excluding reflector lamp bulbs of tungsten halogen, of a kind used in decorative illumination, power ≤ 60 W and voltage > 100 V	1	559	2	17.395
85392232	Reflector lamp bulbs excluding reflector lamp bulbs of tungsten halogen, of a kind used in decorative illumination, power > 60 W but ≤ 200 W and voltage > 100 V	-	101	-	965
85392233	Reflector lamp bulbs excluding reflector lamp bulbs of tungsten halogen, for domestic lighting, power ≤ 200 W and voltage >100 V	7.186	63.828	92.138	952.081
85392239	Reflector lamp bulbs excluding reflector lamp bulbs of tungsten halogen, not used in decorative illumination or domestic lighting, power ≤ 200 W and voltage >100 V	2.073	23.198	7.197	43.681
85392291	Filament lamps, excluding sealed beam unit, ultra-violet/infra-red lamps, tungsten halogen, and reflector lamp bulbs, used in decorative illumination, power ≤ 60 W & voltage > 100 V	-	28	-	40
85392293	Filament lamps, excluding sealed beam unit, ultra-violet/infra-red lamps, tungsten halogen, and reflector lamp bulbs, for domestic lighting, power ≤ 200 W & voltage > 100 V	207	1.518	4.802	31.560
85392299	Filament lamps, exclud sealed beam unit, ultra-violet/infra-red lamp, tungsten halogen & reflector lamp bulb, not used for domestic lighting & decorative illumination, power >60 W but ≤200 W & >100 V	113	1.144	976	42.495
85392910	Filament lamps, excluding sealed beam units, ultra-violet/infra-red lamps, and tungsten halogen, used in medical equipment; power > 200 W and voltage ≤ 100 V	-	55	-	758
85392920	Filament lamps, excluding sealed beam units, ultra-violet/infra-red lamps, and tungsten halogen, used for motor vehicles; power > 200 W and voltage ≤ 100 V	9.757	107.095	109.097	1.049.793
85392930	Reflector lamp bulbs, excluding sealed beam units, ultra-violet/infra-red lamps, and tungsten halogen, not used in medical equipment or motor vehicles; power > 200 W and voltage ≤ 100 V	440	4.932	3.405	26.177
85392941	Flashlight bulbs; miniature indicator bulbs, rated up to 225 V, of a kind suitable for medical equipment,	151	350	56.345	70.106
85392949	Flashlight bulbs; miniature indicator bulbs, rated up to 225 V, of a kind not suitable for medical equipment,	15	4.398	39	179.255
85392950	Filament lamps, exclud sealed beam units, ultra-violet/infra-red lamps, or tungsten halogen or flashlight bulbs; miniature indicator bulbs; capacity > 200 W but ≤ 300 W and voltage > 100 V but ≤ 225 V	-	261	-	2.053
85392960	Filament lamps, exclud sealed beam units, ultra-violet/infra-red lamps, or tungsten halogen or flashlight bulbs; miniature indicator bulbs; capacity ≤ 200 W and voltage ≤ 100 V	69	1.430	476	12.912
85392990	Filament lamps, exclud sealed beam units, ultra-violet/infra-red lamps, or tungsten halogen or flashlight bulbs; miniature indicator bulbs, capacity > 300 W	414	4.702	7.840	71.790
85393120	Discharge lamps, other than UV lamps, straight tubes for other fluorescent lamps; fluorescent hot cathode	24	760	220	3.350
85393130	Discharge lamps, other than UV lamps, Compact hot cathode fluorescent lamps with built-in ballast	6	459	177	4.470
85393190	Discharge lamps, oth than UV lamps; fluorescent hot cathode; not elsewhere classified in subheading 853931	1.858	47.708	6.138	149.368
85393200	Mercury or sodium vapour lamps; metal halide lamps	-	506	-	19.792

Tabel 3 : Ekspor Indonesia menurut Komoditi (Kode HS 8 digit)

September 2022

Kode H S	Uraian golongan barang	Berat bersih (Kg)		Nilai F.O.B. (U S \$)	
		Bulan ini	Kumulatif	Bulan ini	Kumulatif
(1)	(2)	(3)	(4)	(5)	(6)
85393910	Discharge lamps, other than UV lamps; tubes for compact fluorescent lamps, other than fluorescent, hot cathode or mercury or sodium vapour lamps; metal halide lamps	7	436	4	233.927
85393920	Discharge lamps, other than UV lamps; cold cathode fluorescent lamps (CCFLs) for backlighting of flat panel displays	-	96	-	60
85393990	Discharge lamps, other than UV lamps; fluorescent, cold cathode; not elsewhere classified in 853939	934	12.276	48.514	1.923.668
85394100	Arc-lamps	7.176	51.663	3.876.573	29.219.902
85394900	Ultra-violet or infra-red lamps	990	35.674	37.670	437.486
85395100	Light-emitting diode (LED) modules	207	2.627	17.129	79.521
85395210	Light-emitting diode (LED) lamps, equipped with screw bases	-	246	-	3.986
85395290	Light-emitting diode (LED) lamps, not equipped with screw bases	2.153	41.117	46.673	889.530
85399010	Parts of aluminium end caps for fluorescent lamps; aluminium screw caps for incandescent lamps	-	433	-	12.659
85399020	Parts of electric filament or discharge lamps, oth than aluminium end caps for fluorescent lamps; aluminium screw caps for incandescent lamps; suitable for lamps of motor vehicles	461	9.310	22.241	124.188
85399090	Parts of electric filament/discharge lamps oth than aluminium end caps for fluorescent lamps; aluminium screw caps for incandescent lamps; not suitable for motor vehicles lamps/of subhead 85395100,	396	7.267	81.292	448.425
85404090	Data/graphic display tubes, monochrome	855	894	9.083	10.047
85407100	Magnetrons	-	19	-	942
85407900	Microwave tubes other than magnetrons(for example, klystrons, travelling wave tubes, carcinotrons), excluding grid-controlled tubes	-	41	-	12.265
85408100	Receiver or amplifier valves and tubes	8	186	1.600	3.068
85408900	Thermionic, cold cathode or photo-cathode valves and tubes not elsewhere classified in 8540	-	11	-	10.462
85409900	Part of thermionic, cold cathode or photo-cathode valves and tubes other than cathode-ray tubes	1	1.298	90	71.289
85411000	Diodes, other than photosensitive or light-emitting diodes (LED)	3.275	43.391	1.533.029	13.706.856
85412100	Transistors, other than photosensitive transistors with a dissipation rate of less than 1 W	1.494	16.029	146.567	1.184.764
85412900	Transistors, other than photosensitive transistors without a dissipation rate of less than 1 W	2.713	26.374	779.156	5.961.782
85413000	Thyristors, diacs and triacs, other than photosensitive devices	-	413	-	90.878
85414100	Light-emitting diodes (LED), whether or not assembled with other light-emitting diodes (LED)	21.740	76.272	2.422.064	22.833.127
85414200	Photovoltaic cells not assembled in modules or made up into panels	29.394	58.876	1.318.277	2.927.400
85414300	Photovoltaic cells assembled in modules or made up into panels	2.598.948	17.553.610	19.151.509	103.884.430
85414900	Photosensitive semiconductor devices, other than LED and photovoltaic cells whether or not assembled in modules or made up into panels	30.579	431.090	2.092.807	15.535.380
85415900	Semiconductor devices other than semiconductor-based transducers	1.246	4.473	2.755.956	19.734.861
85416000	Mounted piezo-electric crystals	2.945	24.538	5.239.035	41.671.847
85419000	Part of semiconductor devices or photosensitive semiconductor devices or light-emitting diodes (LED) or mounted piezo-electric crystals	316	2.899	151.361	1.435.816
85423100	Electronic integrated circuits: processors and controllers, whether or not combined with memories, converters, logic circuits, amplifiers, clock and timing circuits, or other circuits	54.641	443.079	12.458.756	104.129.499
85423200	Electronic integrated circuits: memories	901	8.367	3.171.517	18.543.449

Tabel 3 : Ekspor Indonesia menurut Komoditi (Kode HS 8 digit)

September 2022

Kode H S	Uraian golongan barang	Berat bersih (Kg)		Nilai F.O.B. (U S \$)	
		Bulan ini	Kumulatif	Bulan ini	Kumulatif
(1)	(2)	(3)	(4)	(5)	(6)
85423300	Electronic integrated circuits: amplifiers	2.939	15.456	1.214.812	5.186.832
85423900	Electronic integrated circuits other than processors and controllers or memories or amplifiers	59.563	545.613	23.260.917	191.509.693
85429000	Part of electronic integrated circuits	3.902	381.435	8.026.724	44.371.810
85431000	Electrical machines and apparatus, having individual functions, particle accelerators	-	80	-	93.656
85432000	Electrical machines and apparatus, having individual functions, signal generators	215	720	66.174	175.728
85433099	Machines and apparatus for electroplating, electrolysis or electrophoresis, not elsewhere classified in subheading 854330	9	8.336	982	343.715
85434000	Electronic cigarettes and similar personal electric vaporising devices	10	302	956	7.485
85437010	Electric fence energisers	4.685	4.906	9.509	75.892
85437021	Cordless infrared remote control devices for video game consoles, other than game controllers of heading 9504	275.798	1.737.622	11.919.530	76.008.105
85437029	Remote control apparatus, other than radio remote control apparatus; other than cordless infrared remote control devices for video game consoles, excluding game controllers of heading 9504	13.652	1.070.513	1.411.063	47.856.552
85437030	Electrical machines and apparatus with translation or dictionary functions	-	352	-	28.222
85437040	Equipment for removal of dust particles/elimination of electrostatic charge during the manufacture of PCB/PWB/PCBA; machine for curing material by ultra-violet light for the manufacture of PCB/PWB/PCBA	18	652	1.209	40.732
85437050	Microwave amplifiers; digital flight-data recorders; portable battery operated electronic reader for recording and reproducing text, still image or audio file	-	1	-	892
85437060	Digital signal processing apparatus capable of connect to a wired/wireless network for the mixing of sound; articles specifically designed for connect to telegraphic or telephonic apparatus/networks	357	529	111.009	113.200
85437090	Electrical machines and apparatus, having individual functions, not specified or included elsewhere in subheading 8543	534.973	4.402.274	153.195.878	1.496.545.968
85439010	Parts of goods of subheading 854310 or 854320	-	16	-	1.172
85439040	Parts of goods of subheading 85437040	-	12	-	323
85439090	Parts of electrical machines and apparatus, having individual functions other than of goods of subheading 854310 or 854320, 85433020, 85437030, and 85437040	55.936	532.328	9.336.485	85.725.543
85441120	Winding wire of copper with an outer coating or covering of paper, textiles or poly(vinyl chloride)	1.533.825	15.404.098	14.225.460	138.011.413
85441130	Winding wire of copper with an outer coating of lacquer	1.486	7.839	73.004	442.046
85441140	Winding wire of copper with an outer coating of enamel	305.319	2.901.320	3.063.816	33.069.867
85441190	Winding wire of copper without an outer coating or covering of paper, textiles or PVC, lacquer, and enamel	52.260	155.588	304.558	1.788.039
85441900	Winding wire of other than copper	64.324	354.718	2.918.485	19.457.965
85442011	Insulated cable fitted with rubber or plastics, for a voltage not exceeding 66 kV	3.718	47.850	63.449	631.020
85442019	Insulated cable fitted other than with rubber or plastics, for a voltage not exceeding 66 kV	122.497	1.022.341	1.251.796	11.345.261
85442021	Insulated cable not fitted with rubber or plastics, for a voltage not exceeding 66 kV	14	7.020	5.555	230.945
85442029	Insulated cable not fitted other than with rubber or plastics, for a voltage not exceeding 66 kV	951	65.816	29.276	1.306.371
85442031	Insulated cable fitted with rubber or plastics, for a voltage exceeding 66 kV	-	739	-	36.753
85442039	Insulated cable fitted other than with rubber or plastics, for a voltage exceeding 66 kV	275	3.953	8.299	108.873
85442049	Insulated cable not fitted other than with rubber or plastics, for a voltage exceeding 66 kV	85	10.767	1.002	136.502

Tabel 3 : Ekspor Indonesia menurut Komoditi (Kode HS 8 digit)

September 2022

Kode H S	Uraian golongan barang	Berat bersih (Kg)		Nilai F.O.B. (U S \$)	
		Bulan ini	Kumulatif	Bulan ini	Kumulatif
(1)	(2)	(3)	(4)	(5)	(6)
85443012	Wiring harnesses for motor vehicles, insulated with rubber or plastics, of a kind used for vehicles of heading 8702, 8703, 8704 or 8711	1.675.842	11.451.969	34.853.568	241.678.327
85443013	Wiring harnesses for motor vehicles, insulated with rubber or plastics, of a kind not used for vehicles of heading 8702, 8703, 8704 or 8711	773.631	4.506.556	22.625.332	129.545.355
85443014	Wiring harnesses for motor vehicles, insulated other than with rubber or plastics, of a kind used for vehicles of heading 8702, 8703, 8704 or 8711	1.620	8.044	34.241	141.269
85443019	Wiring harnesses for motor vehicles, insulated other than with rubber or plastics, of a kind used not for vehicles of heading 8702, 8703, 8704 or 8711	1.391.622	12.228.523	31.196.677	284.614.662
85443091	Ignition wiring sets and other wiring sets of a kind used in vehicles other than motor vehicles, aircraft, ships; insulated with rubber or plastics	18.236	69.028	123.467	641.040
85443099	Ignition wiring sets and other wiring sets of a kind used in vehicles other than motor vehicles, aircraft, ships; insulated not with rubber or plastics	7.997	78.709	114.181	2.676.518
85444211	Submarine telephone cables; submarine telegraph cables; submarine radio relay cables, fitted with connectors, for a voltage ≤ 80 V	199	10.226	9.663	56.359
85444213	Electric conductors insulated with rubber, plastics or paper; fitted with connectors, used for telecommunications, voltage ≤ 80 V, other than submarine telephone/telegraph/radio relay cables	21.619	244.714	626.468	7.769.244
85444219	Electric conductors, fitted with connectors, used for telecommunications, voltage ≤ 80 V; not insulated with rubber, plastics or paper; other than submarine telephone/telegraph/radio relay cables	111.815	1.075.849	3.280.753	30.318.929
85444221	Submarine telephone cables; submarine telegraph cables; submarine radio relay cables, fitted with connectors, voltage > 80 V but ≤ 1,000 V	0	7	3	25
85444223	Electric conductors insulated with rubber, plastics/paper; fitted with connectors, used for telecommunications, voltage > 80 V but ≤ 1,000 V, oth than submarine telephone/telegraph/radio relay cables	1.034	11.099	322.015	3.067.114
85444229	Electric conductors, fitted with connector, used for telecommunication, voltage >80 V but ≤1,000 V; not insulated with rubber/plastics/paper; oth than submarine telephone/telegraph/radio relay cables	71.581	632.539	888.486	8.735.229
85444232	Battery cables, fitted with connectors, isulated with rubber or platics, for vehicles of heading 8702, 8703, 8704 or 8711; voltage ≤ 1,000 V	2	27	21	4.409
85444233	Battery cables, fitted with connectors, isulated with rubber or platics, other than for vehicles heading 8702, 8703, 8704 or 8711; voltage ≤ 1,000 V	113	1.221	3.981	100.558
85444239	Battery cables, fitted with connectors, not isulated with rubber or platics, for vehicles other than heading 8702, 8703, 8704 or 8711; voltage ≤ 1,000 V	25	162	1.471	14.078
85444291	Flat data cables having two lines or more, fitted with connectors, insulated with rubber, plastics or paper; voltage ≤ 1,000 V	-	154.433	-	1.047.098
85444292	Flat data cables having two lines or more, fitted with connectors, not insulated with rubber, plastics or paper; voltage ≤ 1,000 V	0	15	50	65
85444294	Electric cables insulated with plastics, of which each core having diameter ≤ 5 mm; fitted with connectors, voltage ≤ 1,000 V	7.082	110.094	170.935	1.638.150
85444295	Electric cables insulated with plastics, of which each core having diameter > 5 mm but ≤ 195 mm; fitted with connectors, voltage ≤ 1,000 V	2.113	9.303	42.524	277.358

Tabel 3 : Ekspor Indonesia menurut Komoditi (Kode HS 8 digit)

September 2022

Kode H S	Uraian golongan barang	Berat bersih (Kg)		Nilai F.O.B. (U S \$)	
		Bulan ini	Kumulatif	Bulan ini	Kumulatif
(1)	(2)	(3)	(4)	(5)	(6)
85444296	Electric cables insulated with plastics > 195 mm, fitted with connectors; voltage ≤ 1,000 V; other than battery cables, not for communications	5.711	106.920	251.604	2.434.836
85444297	Electric cables insulated with rubber or paper, fitted with connectors; voltage ≤ 1,000 V; other than battery cables, not for communications	140.327	1.793.677	1.326.161	19.466.852
85444299	Electric conductors, fitted with connectors; voltage ≤ 1,000 V; not used for telecommunications other than battery cables	768.002	3.653.143	11.870.160	76.448.500
85444911	Submarine telephone cables; submarine telegraph cables; submarine radio relay cables, not fitted with connectors, for a voltage ≤ 80 V	-	20	-	34
85444913	Electric conductors insulated with rubber, plastics or paper; not fitted with connectors, used for telecommunications, voltage ≤ 80 V, other than submarine telephone/telegraph/radio relay cables;	3	135	143	6.149
85444919	Electric conductors, not fitted with connectors, used for telecommunications, voltage ≤ 80 V; insulated not with rubber/plastics/paper; other than submarine telephone/telegraph/radio relay cables	15.042	25.202	185.247	507.031
85444921	Shielded wire of a kind used in the manufacture of automotive wiring harnesses, not fitted with connectors, voltage ≤ 80 V	59.614	825.179	1.224.801	13.973.847
85444922	Electric cables insulated with plastics, each core having D ≤ 195 mm, not fitted with connectors, voltage ≤ 80 V, not used for telecommunications oth than manufacture automotive wiring harnesses	45.794	286.566	79.440	3.290.377
85444923	Electric cables insulated with plastics, each core having D > 195 mm, not fitted with connectors, voltage ≤ 80 V, not used for telecommunications oth than manufacture automotive wiring harnesses	5	612	277	20.818
85444924	Electric conductors other than electric cables, insulated with rubber, plastics or paper, not fitted with connectors, not used for telecommunications, voltage ≤ 80 V	2	2	11	42
85444929	Electric conductors other than electric cables, insulated not with rubber, plastics or paper, not fitted with connectors, not used for telecommunications, voltage ≤ 80 V	17.474	160.503	119.664	1.697.289
85444932	Electric conductors insulated with plastics, not fitted with connectors, used for telecommunications, voltage > 80 V but ≤ 1,000 V, oth than submarine telephone/telegraph/radio relay cables	-	21	-	1.571
85444939	Electric conductors, not fitted w/ connector, used for telecommunication, voltage > 80 V but ≤ 1,000 V; not insulated w/ rubber/plastics/paper, oth than submarine telephone/telegraph/radio relay cable	1.631.587	14.299.938	13.292.339	123.842.425
85444941	Cables insulated with plastics, not used for telecommunications, not fitted with connectors, voltage > 80 V but ≤ 1,000 V	138.729	1.516.700	1.053.403	12.206.414
85444942	Cables insulated with rubber, plastics or paper, not fitted with connectors, use for telecommunications, voltage > 80 V but ≤ 1,000 V; other than cables isulated with plastics	19.238	287.512	156.039	2.101.125
85444949	Electric conductors, not fitted w/ connectors, not use for telecommunication, voltage > 80 V but ≤ 1,000 V, oth than cables isulated with plastics, rubber, plastics/paper	95.359	736.946	713.820	5.837.586
85446011	Cables insulated with plastics, of which each core having diameter of less than 227 mm, voltage > 1 kV but ≤ 36 kV	-	1.262	-	9.889
85446019	Electronics conductors other than cables insulated with rubber, plastics or paper, voltage exceeding 1 kV but not exceeding 36 kV	62.648	2.272.022	493.656	17.857.340
85446021	Cables insulated with plastics, of which each core having diameter < 227 mm, voltage > 36 kV but ≤ 66 kV	-	15	-	2

Tabel 3 : Ekspor Indonesia menurut Komoditi (Kode HS 8 digit)

September 2022

Kode H S	Uraian golongan barang	Berat bersih (Kg)		Nilai F.O.B. (U S \$)	
		Bulan ini	Kumulatif	Bulan ini	Kumulatif
(1)	(2)	(3)	(4)	(5)	(6)
85446029	Electronics conductors other than cables insulated with rubber, plastics or paper, voltage > 36 kV but ≤ 66 kV	47	28.285	1.744	193.798
85446031	Electronics conductors insulated with rubber, plastics or paper, voltage exceeding 66 kV	-	7	-	228
85446039	Electronics conductors not insulated with rubber, plastics or paper, voltage exceeding 66 kV	-	415.942	-	2.515.398
85447010	Submarine telephone cables; submarine telegraph cables; submarine radio relay cables	-	135.534	-	747.885
85447090	Optical fibre cables other than submarine telephone cables; submarine telegraph cables; submarine radio relay cables	218.182	1.307.144	3.463.716	18.482.995
85451100	Carbon electrodes with or without metal, of a kind used for furnaces	69.110	154.775	36.696	184.947
85451900	Carbon electrodes with or without metal, of a kind used for electrical purpose other than furnaces	70.608	1.219.592	137.922	2.315.220
85452000	Carbon brushes with or without metal, of a kind used for electrical purposes	38	247	3.578	18.287
85459000	Lamp carbons, battery carbons and other articles of graphite or other carbon, with or without metal, of a kind used for electrical purposes	67.383	308.437	1.454.759	5.869.067
85461000	Electrical insulators of glass	4.480	14.370	2.375	20.683
85462010	Transformer bushings and circuit breaker insulators of ceramics	30	270	15.402	219.044
85462090	Electrical insulators other than transformer bushings and circuit breaker insulators of ceramics	3.241	27.376	10.952	42.520
85469000	Electrical insulators of any material other than of glass or of ceramics	53.555	253.114	426.237	1.961.028
85471000	Insulating fittings for electrical machines, of ceramics, other than insulators of heading 8546	-	108	-	1.282
85472000	Insulating fittings for electrical machines, of plastics, other than insulators of heading 8546	4.106	36.577	174.674	1.171.979
85479010	Electric conduit tubing and joints therefor, of base metal lined with insulating material	1.480	1.480	1.870	1.870
85479090	Appliances/equipment, being fittings wholly of insulating material apart from any minor components of metal, incorporated during moulding solely for assembly, other than insulators of heading 8546	938	16.602	31.577	270.025
85480000	Electrical parts of machinery or apparatus, not specified or included elsewhere in this Chapter	59	156.725	5.780	3.774.425
85491119	Lead acid scrap storage batteries, drained or undrained; not used in aircraft, other than subheading 85071092, 85071095, 85072094 or 85072095	-	31	-	265
85491130	Waste and scrap of lead-acid accumulators containing mainly copper	-	15.060	-	23.888
85491910	Electrical and electronic waste and scrap of primary cells and primary batteries, other than classified in subheading 854911-854914	338	2.493	360	3.406
85491990	Spent primary cells, spent primary batteries and spent electric accumulators, other than classified in subheading 854911-854914	-	11.996	-	50.053
85492100	Electrical&electronic waste&scrap,used for recovery of precious metal,have primary cells/batteri,electric accumulator,mercury-switch,glass from CRT/electronic part have cadmium,mercury, lead/PCBs	-	24	-	53
85492900	Electrical&electronic waste&scrap,used for recovery of precious metal,not have primary cells/batteri,electric accumulator,mercury-switch,glass from CRT/electronic part have cadmium,mercury, lead/PCBs	107.168	343.570	1.574.013	5.454.817
85493100	Electrical&electronic waste&scrap,used for oth electrical&electronic assemblies&PCB,have primary cells/batteri,electric accumulator,mercury-switch,glass from CRT/electronic part have cadmium,mercury, lead/PCBs	25	25	2.867	2.867

Tabel 3 : Ekspor Indonesia menurut Komoditi (Kode HS 8 digit)

September 2022

Kode H S	Uraian golongan barang	Berat bersih (Kg)		Nilai F.O.B. (U S \$)	
		Bulan ini	Kumulatif	Bulan ini	Kumulatif
(1)	(2)	(3)	(4)	(5)	(6)
85499900	Electrical and electronic waste and scrap, not elsewhere clasified in heading 8549	24.937	75.227	11.222	241.564
86039000	Self-propelled railway or tramway coaches, vans and trucks, other than those of heading 8604; powered from an internal source of electricity	-	24	-	720
86050000	Railway or tramway passenger coaches, not self-propelled; luggage vans, post office coaches and other special purpose railway or tramway coaches, not self-propelled (excluding those of heading 8604)	-	10	-	2
86061000	Tank wagons and the like, not self- propelled	-	5.383	-	1.859
86071900	Axles and wheels, including parts thereof and parts of bogies or bissel bogies	399.443	1.450.930	667.800	2.641.188
86072100	Air brakes and parts thereof	-	171	-	8.159
86072900	Brakes other than air brakes and parts thereof	0	0	63	63
86073000	Hooks and other coupling devices, buffers, and parts thereof	101	121	266	1.266
86079100	Parts of railway or tramway of locomotives, other than bogies, bissel-bogies, axles and wheels, brakes, and parts thereof	1	83	37	2.196
86079900	Parts of railway or tramway of rolling-stock, other than bogies, bissel-bogies, axles and wheels, brakes, and parts thereof	20.622	186.009	537.456	4.336.241
86080020	Electro-mechanical signalling, safety or traffic control equipment for railways, tramways, roads, inland waterways, parking facilities, port installations or airfields	-	1.385	-	11.449
86080090	Non electro-mechanical signalling, safety or traffic control equipment for railways, tramways, roads, inland waterways, parking facilities, port installations or airfields	733	3.479	66.700	131.736
86090010	Containers of base metal (including containers for the transport of fluids) specially designed and equipped for carriage by one or more modes of transport	1.046.424	12.107.290	438.384	6.433.917
86090090	Containers of non-base metal (including containers for the transport of fluids) specially designed and equipped for carriage by one or more modes of transport	8.632	575.593	6.668	2.927.360
87011011	Single axle tractors for agricultural use; of a power ≤ 225 kW, whether or not electrically operated	2.291	186.004	14.020	3.135.599
87011019	Single axle tractors not for agricultural use; of a power ≤ 225 kW, whether or not electrically operated	396	1.866	40	4.100
87011099	Single axle tractors not for agricultural use; of a power > 225 kW, whether or not electrically operated	-	545	-	2.118
87012990	Tractors (other than tractors of heading 8709) not elsewhere spesified in 8701, not CKD	-	78	-	3.208
87019110	Agricultural tractors, of an engine power not exceeding 18 kW	15.780	81.375	128.671	685.430
87019210	Agricultural tractors, of an engine power exceeding 18 kW but not exceeding 37 kW	1.276.224	8.140.020	12.877.307	80.895.692
87019310	Agricultural tractors, of an engine power exceeding 37 kW but not exceeding 75 kW	168.998	1.700.043	1.724.175	16.736.277
87019510	Agricultural tractors, of an engine power exceeding 130 kW	400	4.586	3.900	26.931
87019590	Tractors for oth than agricultural, of an engine power exceeding 130 kW	-	10	-	30
87021010	Motor cars (including stretch limousines), for the transport of ≥ 10 persons, including driver, with only engine (diesel or semi-diesel); CKD	-	3.900	-	25.900
87021041	Motor coaches, buses or minibuses, of a gvw ≥ 6 t but ≤ 18 t, for the transport of ≥ 10 persons, including driver, with only engine (diesel or semi-diesel); CKD	-	29.000	-	158.143
87021050	Vans for the transport of ≥ 10 persons, including driver, with only engine (diesel or semi-diesel); CKD	1.103	1.103	6.700	6.700
87021060	Motor cars (including stretch limousines), for the transport of ≥ 10 persons, including driver; with only engine (diesel or semi-diesel); not CKD	44.320	1.121.508	558.836	14.079.072

Tabel 3 : Ekspor Indonesia menurut Komoditi (Kode HS 8 digit)

September 2022

Kode H S	Uraian golongan barang	Berat bersih (Kg)		Nilai F.O.B. (U S \$)	
		Bulan ini	Kumulatif	Bulan ini	Kumulatif
(1)	(2)	(3)	(4)	(5)	(6)
87021079	Motor coaches, buses or minibuses, for the transport ≥ 30 persons, specially design use in airports, of a gvw of > 18 t but ≤ 24 t, with only engine (diesel or semi-diesel); not CKD	-	5	-	25
87021099	Vans , for the transport of >10 persons, including driver; of a gvw ≤ 24 t, with only engine (diesel or semi-diesel); not CKD	7.000	16.500	45.800	86.300
87022031	Motor coaches, buses or minibuses, for the transport of ≥ 10 persons but < 30 persons, of a gvw of ≥ 6 t but ≤ 18 t, hybrid electric and engine (diesel or semi-diesel) for propulsion, CKD	-	12.630	-	68.000
87031010	Golf cars (including golf buggies) and similar vehicles	-	465	-	5.423
87031090	Vehicles specially designed for travelling on snow	1.500	66.690	5.695	293.055
87032159	Motor cars (incl station wagon & sports car, but excl van, sedan, motor-homes, ambulance, ATV, Go-kart), not 4 WD, w/ only spark-ignition internal combustion piston engine, cylinder capacity ≤ 1,000 cc, not CKD	3.642.455	35.458.425	30.634.753	319.558.685
87032191	Three-wheeled vehicles, with only spark-ignition internal combustion piston engine, of a cylinder capacity ≤ 1,000 cc, not CKD	551.670	2.400.930	3.252.249	14.093.222
87032199	Vans, with only spark-ignition internal combustion piston engine, of a cylinder capacity ≤ 1,000 cc, not CKD	-	1.106.670	-	6.119.562
87032217	Sedan, with only spark-ignition internal combustion piston engine, of a cylinder capacity > 1,000 cc but ≤ 1,500 cc, CKD	-	2.275	-	17.598
87032221	Motor cars (including station wagons and sports cars, not including vans), f 4 WD, with only spark-ignition internal combustion piston engine, of a cylinder capacity > 1,000 cc but ≤ 1,500 cc, CKD	-	1.462	-	7.000
87032229	Motor cars (including station wagons and sports cars, not including vans), of 4 WD, with only spark-ignition internal combustion piston engine, of a cylinder capacity > 1,000 cc but ≤ 1,500 cc, CKD	69.525	8.314.021	585.044	58.264.426
87032230	Vans, with only spark-ignition internal combustion piston engine, of a cylinder capacity > 1,000 cc but ≤ 1,500 cc, CKD	-	3.440	-	45.063
87032247	Sedan, with only spark-ignition internal combustion piston engine, of a cylinder capacity > 1,000 cc but ≤ 1,500 cc, not CKD	-	4.507.195	-	36.623.390
87032259	Motor cars (including station wagons and sports cars, not incl vans), of 4 WD, with only spark-ignition internal combustion piston engine, of a cylinder capacity > 1,000 cc but ≤ 1,500 cc, not CKD	16.286.141	156.093.854	150.090.329	1.446.224.621
87032290	Vans, with only spark-ignition internal combustion piston engine, of a cylinder capacity > 1,000 cc but ≤ 1,500 cc, not CKD	3.145.615	15.081.925	29.101.810	147.730.544
87032321	Sedan, with only spark-ignition internal combustion piston engine, of a cylinder capacity > 1,500 cc but ≤ 1,800 cc, CKD	-	17.700	-	168.080
87032323	Sedan, with only spark-ignition internal combustion piston engine, of a cylinder capacity > 2,000 cc but ≤ 2,500 cc, CKD	-	5.110	-	38.562
87032324	Sedan, with only spark-ignition internal combustion piston engine, of a cylinder capacity > 2,500 cc, CKD	-	1.538	-	16.304
87032333	Motor cars (incl station wagons and sports cars, not incl vans), of 4WD, with only spark-ignition internal combustion piston engine, of a cylinder capacity > 2,000 cc but ≤ 2,500 cc, CKD	-	3.000	-	42.210
87032335	Motor cars (incl station wagons and sports cars, not incl vans), not 4WD, with only spark-ignition internal combustion piston engine, of a cylinder capacity > 1,500 cc but ≤ 2,000 cc; CKD	-	38.936	-	176.730
87032336	Motor cars (incl station wagons and sports cars, not incl vans), not 4WD, with only spark-ignition internal combustion piston engine, of a cylinder capacity > 2,000 cc; CKD	-	11.730	-	20.368
87032342	Vans, with only spark-ignition internal combustion piston engine, of a cylinder capacity > 2,000 cc; CKD	-	7.000	-	14.300

Tabel 3 : Ekspor Indonesia menurut Komoditi (Kode HS 8 digit)

September 2022

Kode H S	Uraian golongan barang	Berat bersih (Kg)		Nilai F.O.B. (U S \$)	
		Bulan ini	Kumulatif	Bulan ini	Kumulatif
(1)	(2)	(3)	(4)	(5)	(6)
87032358	Sedan, with only spark-ignition internal combustion piston engine, of a cylinder capacity > 2,500 cc; not CKD	-	1.276	-	4.500
87032362	Motor cars (incl station wagons and sports cars, not incl vans), of 4WD, with only spark-ignition internal combustion piston engine, of a cylinder capacity > 1,800 cc but ≤ 2,000 cc; not CKD	-	2.000	-	24.880
87032363	Motor cars (incl station wagons and sports cars, not incl vans), of 4WD, with only spark-ignition internal combustion piston engine, of a cylinder capacity > 2,000 cc but ≤ 2,500 cc; not CKD	-	4.250	-	83.729
87032364	Motor cars (incl station wagons and sports cars, not incl vans), of 4WD, with only spark-ignition internal combustion piston engine, of a cylinder capacity > 2,500 cc; not CKD	-	6.653	-	169.631
87032365	Motor cars (incl station wagons and sports cars, not incl vans), not 4 WD, with only spark-ignition internal combustion piston engine, of a cylinder capacity > 1,500 cc but ≤ 1,800 cc; not CKD	27.815.977	126.119.837	281.716.271	1.187.351.801
87032366	Motor cars (incl station wagons and sports cars, not incl vans), not 4 WD, with only spark-ignition internal combustion piston engine, of a cylinder capacity > 1,800 cc but ≤ 2,000 cc; not CKD	4.735	60.474	104.800	2.104.831
87032367	Motor cars (incl station wagons and sports cars, not incl vans), not 4 WD, with only spark-ignition internal combustion piston engine, of a cylinder capacity > 2,000 cc but ≤ 2,500 cc; not CKD	936.940	4.356.221	9.032.720	41.857.741
87032368	Motor cars (incl station wagons and sports cars, not incl vans), not 4 WD, with only spark-ignition internal combustion piston engine, of a cylinder capacity > 2,500 cc, not CKD	7.938.065	63.465.950	89.560.587	714.876.599
87032371	Vans, with only spark-ignition internal combustion piston engine, of a cylinder capacity > 1,500 cc but ≤ 1,800 cc; not CKD	60.380	67.130	346.911	361.911
87032415	Sedan, with only spark-ignition internal combustion piston engine, of a cylinder capacity > 3,000 cc; CKD	850	7.670	3.016	53.553
87032449	Sedan, not of 4 WD, with only spark-ignition internal combustion piston engine, of a cylinder capacity > 3,000 cc; CKD	-	4.335	-	307.527
87032459	Motor cars (including station wagons and sports cars, but not including vans), of not 4 WD, with only spark-ignition internal combustion piston engine, cylinder capacity >3,000 cc; CKD	-	16.260	-	118.080
87032469	Vans, not of 4 WD, with only spark-ignition internal combustion piston engine, of a cylinder capacity > 3,000 cc; CKD	900	900	6.786	6.786
87033129	Motor cars (including station wagons and sports cars, but not including vans), of not 4 WD, with only engine (diesel or semi-diesel), cylinder capacity ≤ 1,500 cc; CKD	-	8.150	-	64.139
87033232	Motor cars (including station wagons and sports cars, but not including vans), of 4 WD, with only engine (diesel or semi-diesel), cylinder capacity >1,800 cc but ≤ 2,000 cc; CKD	-	3.300	-	15.000
87033371	Motor cars (incl station wagons and sports cars, but not incl vans), of 4 WD, with only engine (diesel or semi-diesel), of a cylinder capacity > 2,500 cc but ≤ 3,000 cc; not CKD	-	2.530	-	47.378
87033380	Motor cars (incl station wagons and sports cars, but not incl vans), not of 4WD, with only engine (diesel or semi-diesel), of a cylinder capacity > 2,500 cc; not CKD	-	22.477	-	406.979
87033390	Vans, with only engine (diesel or semi-diesel), of a cylinder capacity > 2,500 cc; not CKD	2.980	2.980	25.460	25.460
87034047	Hearses, of a cylinder capacity > 3,000 cc, hybrid with spark-ignition engine and electric motor for propulsion, not capable charged by plugg to external source of electric; not CKD	-	40.000	-	30.000

Tabel 3 : Ekspor Indonesia menurut Komoditi (Kode HS 8 digit)

September 2022

Kode H S	Uraian golongan barang	Berat bersih (Kg)		Nilai F.O.B. (U S \$)	
		Bulan ini	Kumulatif	Bulan ini	Kumulatif
(1)	(2)	(3)	(4)	(5)	(6)
87034092	Vans, of a cylinder capacity > 1,000 cc but ≤ 1,500 cc, hybrid with spark-ignition engine and electric motor for propulsion, not capable charged by plugg to external source of electric; not CKD	132.165	132.165	1.081.689	1.081.689
87038019	Vans, not for prison; with only electric motor for propulsion; CKD	-	1.100	-	8.000
87038099	Vans, not for prison; with only electric motor for propulsion; not CKD	-	3.168	-	49.074
87039099	Vans, not for prison; not spark or compression-ignition internal combustion piston engine; not electric motor; not CKD	-	12.700	-	25.838
87041013	Motor vehicles for the transport of goods; dumpers designed for off-highway use; g.v.w .≤ 5 t; CKD	-	460.981	-	471.491
87041014	Motor vehicles for the transport of goods; dumpers designed for off-highway use; g.v.w. > 5 t & ≤ 10 t; CKD	-	227.901	-	1.043.371
87041018	Motor vehicles for the transport of goods; dumpers designed for off-highway use; g.v.w. > 45 t; CKD	61	30.406	80	46.188
87041031	Motor vehicles for the transport of goods; dumpers designed for off-highway use; g.v.w .≤ 5 t; not CKD	2.570	18.370	31.061	146.210
87042119	Motor vehicles other than refrigerated lorries, pick-up trucks & three-wheeled vehicles; for the transport of goods, with only diesel or semi-diesel engine; g.v.w .≤ 5 t; CKD	112.150	977.074	570.475	4.516.087
87042124	Armoured cargo vehicles for transporting valuables; for the transport of goods, with only diesel or semi-diesel engine; g.v.w .≤ 5 t; not CKD	12.500	20.400	40.627	98.666
87042126	Pick-up trucks; for the transport of goods, with only diesel or semi-diesel engine; g.v.w .≤ 5 t; not CKD	-	2.134.250	-	15.632.420
87042127	Three-wheeled vehicles; for the transport of goods, with only diesel or semi-diesel engine; g.v.w .≤ 5 t; not CKD	-	200	-	1.000
87042129	Motor vehicles other than refrigerate, garbage collect, tanker, armoured, hooklift, pick-up, 3-wheeled; for the transport of goods, with only diesel or semi-diesel engine; g.v.w .≤ 5 t; not CKD	-	2.616.522	-	18.971.803
87042229	Motor vehicles other than refrigerate, garbage collect, tanker, armoured, hooklift; for the transport of goods, with only diesel or semi-diesel engine; g.v.w. > 5 t & ≤ 6 t; not CKD	1.134.506	5.918.251	7.962.402	39.865.119
87042251	Motor vehicles other than refrigerate, garbage collect, tanker, armoured, hooklift; for the transport of goods, with only diesel or semi-diesel engine; g.v.w. > 6 t & ≤ 10 t; not CKD	112.355	633.880	806.440	4.532.956
87042386	Dumpers; for the transport of goods, with only diesel or semi-diesel engine; g.v.w. > 45 t; not CKD	-	7.620	-	36.000
87043123	Tanker vehicles; bulk-cement lorries (trucks); for the transport of goods, with only spark-ignition engine; g.v.w. ≤ 5 t; not CKD	4	176	2	1.152
87043126	Pick-up trucks; for the transport of goods, with only spark-ignition engine; g.v.w. ≤ 5 t; not CKD	815.610	815.610	5.001.202	5.001.202
87043129	Motor vehicles other than refrigerate, garbage collect, tanker, armoured, hooklift, pick-up, 3-wheeled; for the transport of goods, with only spark-ignition engine; g.v.w. ≤ 5 t; not CKD	2.145.708	12.764.484	18.297.332	112.170.034
87043219	Motor vehicles other than refrigerated lorries (trucks); for the transport of goods, with only spark-ignition engine; g.v.w. > 5 t & ≤ 6 t; CKD	-	7.620	-	40.000
87043292	Motor vehicles other than refrigerated lorries (trucks); for the transport of goods, with only spark-ignition engine; g.v.w. > 45 t; CKD	13.800	103.625	106.914	674.008
87043298	Dumpers; for the transport of goods, with only spark-ignition engine; g.v.w. > 45 t; not CKD	-	13.500	-	89.376
87043299	Motor vehicles other than refrigerate, garbage collect, tanker, armoured, hooklift, dumpers; for the transport of goods, with only spark-ignition engine; g.v.w. > 45 t; not CKD	-	115.000	-	73.020

Tabel 3 : Ekspor Indonesia menurut Komoditi (Kode HS 8 digit)

September 2022

Kode H S	Uraian golongan barang	Berat bersih (Kg)		Nilai F.O.B. (U S \$)	
		Bulan ini	Kumulatif	Bulan ini	Kumulatif
(1)	(2)	(3)	(4)	(5)	(6)
87046021	Pick-up trucks; for goods, with only electric motor; g.v.w.≤ 5 t; not CKD	-	3.248	-	21.325
87049091	Motor vehicles for the transport of goods; not spark or compression-ignition internal combustion piston engine; not electric motor; g.v.w. ≤ 5 t; not CKD	-	21.645	-	166.697
87049092	Motor vehicles for the transport of goods; not spark or compression-ignition internal combustion piston engine; not electric motor; g.v.w. > 5 t & ≤ 10 t; not CKD	-	20.400	-	50.113
87049094	Motor vehicles for the transport of goods; not spark or compression-ignition internal combustion piston engine; not electric motor; g.v.w. > 20 t & ≤ 45 t; not CKD	-	8.585	-	27.869
87051000	Crane lorries	-	53.255	-	50.000
87052000	Mobile drilling derricks	-	14.900	-	140.000
87053000	Fire fighting vehicles	-	38.450	-	653.972
87059090	Special purpose motor vehicles; not elsewhere classified of heading 8705	5.140	35.247	52.368	171.186
87060011	Chassis fitted with engines; for vehicles of heading 8701; for agricultural tractors	-	45	-	11
87060019	Chassis fitted with engines; for vehicles of heading 8701; other than for agricultural tractors	-	1	-	10
87060022	Chassis fitted with engines; for vehicles of heading 8702; for motor cars including coaches, buses, minibuses or vans; g.v.w. ≤ 24 t	-	4.700	-	44.595
87060033	Chassis fitted with engines; for vehicles of heading 8703; for motor cars (including station wagons and sports cars, but not including vans)	5.850	60.480	70.722	368.521
87060039	Chassis fitted with engines; for vehicles of heading 8703; other than for go-karts, golf cars, ambulances, station wagons, sports cars, snow vehicles	-	378	-	1.890
87071090	Bodies (including cabs); for the vehicles of heading 8703; other than for go-karts, golf cars, ambulances, snow vehicles	16.172	390.555	236.191	4.571.093
87079011	Bodies (including cabs); for vehicles of heading 8701; driver's cabin for vehicles of subheading 870120	8	69	40	154
87079019	Bodies (including cabs); for vehicles of heading 8701; other than driver's cabin for vehicles of subheading 870120	-	2	-	5
87079029	Bodies (including cabs); for vehicles of heading 8702; other than for motor cars stretch limousines	-	7	-	130
87079090	Bodies (including cabs); for vehicles of heading 8704; other than driver's cabin for vehicles of subheading 870120	154.000	2.943.434	758.796	17.053.147
87081010	Bumpers and parts thereof; for vehicles of heading 8701	1.107	7.341	46.542	312.730
87081090	Bumpers and parts thereof; other than for vehicles of heading 8701	150.211	1.631.705	1.416.687	13.746.917
87082100	Safety seat belts; for vehicles of headings 8701 to 8705	33.707	275.890	338.790	2.636.057
87082210	Front windcreens (windshields), rear windows and other windows specified in subheading note 1 to this chapter; for vehicles of heading 8701	2	492	1	751
87082220	Front windcreens (windshields), rear windows and other windows specified in subheading note 1 to this chapter; for vehicles of heading 8703	47.531	407.102	715.288	3.632.986
87082230	Front windcreens (windshields), rear windows and other windows specified in subheading note 1 to this chapter; for vehicles of heading 8702, 8704 or 8705	7.398	115.671	103.394	1.155.569
87082911	Components of door trim assemblies; for vehicles of heading 8701	973	25.268	28.073	344.256
87082915	Components of door trim assemblies; door armrests for vehicles of heading 8703	6.772	169.287	171.659	2.833.228
87082916	Components of door trim assemblies; other than door armrests for vehicles of heading 8703	328.718	2.180.902	3.119.893	19.508.752
87082917	Components of door trim assemblies; for vehicles of subheading 870410	1	141	14	442
87082918	Components of door trim assemblies; for vehicles of heading 8702 or other vehicles of heading 8704	15.541	70.571	53.178	218.346

Tabel 3 : Ekspor Indonesia menurut Komoditi (Kode HS 8 digit)

September 2022

Kode H S	Uraian golongan barang	Berat bersih (Kg)		Nilai F.O.B. (U S \$)	
		Bulan ini	Kumulatif	Bulan ini	Kumulatif
		(1)	(2)	(3)	(4)
87082919	Components of door trim assemblies; for vehicles of heading 8705	15.040	47.221	58.563	463.792
87082920	Parts of safety seat belts; for vehicles of headings 8701 to 8705	18.977	100.545	97.577	584.180
87082992	Other than components of door trim assemblies & parts of safety seat belts; for vehicles of heading 8701	3.752	45.905	19.470	277.128
87082993	Interior trim fittings; mudguards; for vehicles of heading 8703	158.355	1.543.590	1.941.617	14.839.870
87082994	Hood rods; for vehicles of heading 8703	630	6.907	3.471	29.228
87082995	Other than components of door trim assemblies & parts of safety seat belts; other than Interior trim fittings, mudguards, hood rods; for vehicles of heading 8703	1.662.009	12.094.568	9.965.241	72.892.226
87082996	Interior trim fittings; mudguards; for vehicles of heading 8702 or 8704	2.009	11.876	11.636	85.737
87082997	Hood rods; for vehicles of heading 8702 or 8704	933	4.913	10.825	86.543
87082998	Other than components of door trim assemblies & parts of safety seat belts; other than Interior trim fittings, mudguards, hood rods; for vehicles of heading 8702 or 8704	27.491	116.246	225.248	861.618
87082999	Other than components of door trim assemblies & parts of safety seat belts; for vehicles of heading 8705	1.419.854	11.793.520	5.205.292	43.364.743
87083010	Brakes and servo-brakes, parts thereof; for vehicles of heading 8701	421	2.869	2.887	36.475
87083021	Brake drums, brake discs or brake pipes; for vehicles of heading 8703	577.020	5.861.915	2.393.613	22.783.802
87083029	Brakes and servo-brakes, parts thereof; other than brake drums, brake discs or brake pipes; for vehicles of heading 8703	50.501	505.560	985.961	7.786.675
87083030	Brake drums, brake discs or brake pipes for vehicles of heading 8702 or 8704	20.817	202.072	149.356	1.365.203
87083090	Brakes and servo-brakes, parts thereof; other than brake drums, brake discs or brake pipes; for vehicles of heading 8705	350.445	2.108.255	850.585	4.834.896
87084011	Gear boxes, unassembled; for vehicles of heading 8703	29.805	811.923	430.714	11.670.727
87084013	Gear boxes, unassembled; for vehicles of heading 8704 or 8705	-	15	-	30
87084014	Gear boxes, unassembled; for vehicles of heading 8701	-	4	-	5
87084019	Gear boxes, unassembled; for vehicles of heading 8702	5.318	41.239	54.322	619.470
87084025	Gear boxes, assembled; for vehicles of heading 8701	6.480	40.824	123.658	765.950
87084026	Gear boxes, assembled; for vehicles of heading 8703	1.711.865	13.684.184	30.041.396	253.192.187
87084027	Gear boxes, assembled; for vehicles of heading 8704 or 8705	152.863	1.254.828	2.516.386	21.562.091
87084029	Gear boxes, assembled; for vehicles of heading 8702	121	5.713	627	28.443
87084091	Parts of gear boxes; for vehicles of heading 8701	11.806	45.259	22.279	112.383
87084092	Parts of gear boxes; for vehicles of heading 8703	226.042	1.589.126	901.411	6.382.591
87084099	Parts of gear boxes; for vehicles; other than of heading 8701 and 8703	247.897	1.992.914	1.797.897	12.836.833
87085011	Drive-axles with differential, whether or not provided with other transmission components, and non-driving axles; unassembled; for vehicles of heading 8703	21.143	440.178	156.889	2.513.617
87085013	Drive-axles with differential, whether or not provided with other transmission components, and non-driving axles; unassembled; for vehicles of heading 8704 or 8705	65	5.377	1.030	52.796
87085019	Drive-axles with differential, whether or not provided with other transmission components, and non-driving axles; unassembled; for vehicles of heading 8702	59	4.130	191	30.187
87085025	Drive-axles with differential, whether or not provided with other transmission components, and non-driving axles; assembled; for vehicles of heading 8701	-	6	-	427
87085026	Drive-axles with differential, whether or not provided with other transmission components, and non-driving axles; assembled; for vehicles of heading 8703	677.647	5.734.846	7.325.557	72.724.909

Tabel 3 : Ekspor Indonesia menurut Komoditi (Kode HS 8 digit)

September 2022

Kode H S	Uraian golongan barang	Berat bersih (Kg)		Nilai F.O.B. (U S \$)	
		Bulan ini	Kumulatif	Bulan ini	Kumulatif
		(1)	(2)	(3)	(4)
87085029	Drive-axles with differential, whether or not provided with other transmission components, and non-driving axles; assembled; for vehicles of heading 8702	695.173	4.449.889	3.739.145	26.801.248
87085091	Crown wheels and pinions; for vehicles of heading 8701	15	6.092	35	29.365
87085092	Parts of drive-axles with differential, whether or not provided with other transmission components, and non-driving axles; for vehicles of heading 8701	12.616	44.810	34.758	96.740
87085094	Crown wheels and pinions; for vehicles of heading 8703	-	43	-	709
87085095	Parts of drive-axles with differential, whether or not provided with other transmission components, and non-driving axles; for vehicles of heading 8703	76.653	309.292	445.677	1.632.906
87085096	Crown wheels and pinions; for vehicles; other than of heading 8701 and 8703	-	293	-	14.895
87085099	Parts of drive-axles with differential, whether or not provided with other transmission components, and non-driving axles; for vehicles; other than of heading 8701 and 8703	54.056	581.968	308.597	3.342.694
87087015	Hub-caps; for vehicles of heading 8701	0	191	49	717
87087016	Hub-caps; for vehicles of heading 8703	2.990	16.302	25.707	142.229
87087018	Hub-caps; for vehicles of heading 8702 or 8704; other than of subheading 870410	17	2.833	35	6.758
87087019	Hub-caps; for vehicles of heading 8705	41.291	887.142	227.434	4.919.941
87087022	Wheels fitted with tyres; for vehicles of heading 8703	126	4.546	150	64.582
87087023	Wheels fitted with tyres; for vehicles of heading 8702 or 8704 (excluding subheading 870410)	-	416	-	475
87087029	Wheels fitted with tyres; for vehicles of heading 8705	4.994	34.363	165.367	1.067.152
87087031	Wheels not fitted with tyres; for vehicles of heading 8701	9.598	195.771	33.264	649.881
87087032	Wheels not fitted with tyres; for vehicles of heading 8703	3.372.086	32.073.867	17.136.895	176.684.898
87087034	Wheels not fitted with tyres; for vehicles of heading 8702 or other vehicles of heading 8704	85.213	1.329.353	166.776	2.909.863
87087039	Wheels not fitted with tyres; for vehicles of heading 8705; or dumpers designed for off-highway use with g.v.w. ≤ 45 t	107	2.429	150	79.859
87087095	Parts and accessories of the road wheels; other than hub-cups, wheels, tyres; for vehicles of heading 8701	-	70	-	40
87087096	Parts and accessories of the road wheels; other than hub-cups, wheels, tyres; for vehicles of heading 8702 or 8704	46.706	335.178	125.693	835.407
87087097	Parts and accessories of the road wheels; other than hub-cups, wheels, tyres; for vehicles of heading 8703	168	1.200	2.673	26.198
87087099	Parts and accessories of the road wheels; other than hub-cups, wheels, tyres; for vehicles of heading 8705	79.733	678.361	297.714	2.342.250
87088015	Suspension systems; for vehicles of heading 8701	348	6.341	3.629	43.860
87088016	Suspension systems; for vehicles of heading 8703	56.450	723.891	634.993	6.377.710
87088017	Suspension systems; for vehicles of subheading 870410 or heading 8705	146	2.849	2.291	35.834
87088019	Suspension systems; for vehicles of heading 8702 or 8704 (excluding subheading 870410)	447.435	3.771.651	1.405.665	10.385.993
87088092	Parts of suspension systems; for vehicles of heading 8703	142.278	906.697	647.051	4.100.250
87088099	Parts of suspension systems; for vehicles; other than of heading 8701 and 8703	73.053	816.431	288.416	3.016.349
87089115	Radiators; for vehicles of heading 8701	11	213	18	1.905
87089116	Radiators; for vehicles of heading 8703	247.653	2.328.945	3.120.966	28.225.774
87089117	Radiators; for vehicles of subheading 870410	7	1.568	10	393
87089118	Radiators; for vehicles of heading 8702 or 8704 (excluding subheading 870410)	1.666	8.893	27.670	203.904
87089119	Radiators; for vehicles of heading 8705	20.777	179.491	235.787	2.111.297
87089191	Parts of radiators; for vehicles of heading 8701	-	20	-	320
87089193	Drain plugs of radiators; for vehicles of heading 8703	309	505	3.637	5.878
87089194	Drain plugs of radiators; for vehicles of heading 8702 or 8704 (excluding subheading 870410)	-	21	-	37
87089195	Parts of radiators; for vehicles of heading 8703	2.546	34.765	20.169	180.214
87089199	Parts of radiators; for vehicles of heading 8705 and subheading 870410	471.634	4.097.494	5.670.607	48.498.082

Tabel 3 : Ekspor Indonesia menurut Komoditi (Kode HS 8 digit)

September 2022

Kode H S	Uraian golongan barang	Berat bersih (Kg)		Nilai F.O.B. (U S \$)	
		Bulan ini	Kumulatif	Bulan ini	Kumulatif
		(1)	(2)	(3)	(4)
87089210	Silencers (mufflers) and exhaust pipes and parts thereof; for vehicles of heading 8701	16	44	20	209
87089220	Silencers (mufflers) and exhaust pipes and parts thereof; for vehicles of heading 8703	21.300	239.755	664.694	13.633.048
87089251	Silencers (mufflers) and exhaust pipes; for vehicles of subheading 870410	143	3.563	3.290	39.455
87089252	Parts of silencers (mufflers) and exhaust pipes; for vehicles of subheading 870410	183	1.010	12.631	55.311
87089261	Silencers (mufflers) and exhaust pipes; for vehicles of heading 8702 or vehicles of heading 8704 (excluding vehicles of subheading 870410)	248	2.919	13.522	101.535
87089262	Parts of silencers (mufflers) and exhaust pipes; for vehicles of heading 8702 or vehicles of heading 8704 (excluding vehicles of subheading 870410)	2.286	27.795	27.192	305.956
87089290	Silencers (mufflers) and exhaust pipes and parts thereof; for vehicles of heading 8705	32.481	284.151	373.031	4.745.778
87089350	Clutches and parts thereof; for vehicles of heading 8701	5.169	23.540	17.811	75.044
87089360	Clutches and parts thereof; for vehicles of heading 8703	1.014.078	7.097.886	6.078.816	46.563.871
87089370	Clutches and parts thereof; for vehicles of heading 8704 or 8705	24.647	863.455	275.322	5.694.931
87089390	Clutches and parts thereof; for vehicles of heading 8702	165.498	1.586.141	1.331.562	13.986.973
87089411	Steering wheels with airbag assemblies; for vehicles of heading 8701	415	5.701	10.374	144.554
87089419	Steering wheels with airbag assemblies; for vehicles of heading 8702 to 8705	94	1.511	1.272	48.684
87089494	Steering columns and steering boxes and parts thereof; for vehicles of heading 8701	-	492	-	8.109
87089495	Steering columns and steering boxes and parts thereof; for vehicles of heading 8703	230.391	1.691.173	2.968.641	21.870.829
87089499	Steering columns and steering boxes and parts thereof; for vehicles of heading 8702, 8704, and 8705	464.941	2.308.075	2.338.638	13.253.563
87089510	Safety airbags with inflater system; for vehicles of heading 8701 to 8705	15.816	142.641	231.459	1.711.114
87089590	Parts of safety airbags with inflater system; for vehicles of heading 8701 to 8705	5.298	45.872	113.770	995.435
87089911	Unassembled fuel tanks, engine brackets; for vehicles of heading 8701	172.602	1.188.897	724.181	5.528.185
87089919	Parts and accessories of the motor vehicles of heading 8701, not elsewhere classified in heading 8708	37.143	288.478	269.103	1.954.964
87089921	Fuel tanks; for vehicles of heading 8702, 8703 or 8704	5.245	82.616	57.403	837.450
87089924	Lower half of the fuel tank, fuel caps, filler pipes, filler hose assembly, fuel tank bands; for vehicles of heading 8702, 8703 or 8704	4.335	43.922	117.716	635.079
87089925	Part of fuel tanks other than lower half of the fuel tank, fuel caps, filler pipes, filler hose assembly, and fuel tank bands; for vehicles of heading 8702, 8703 or 8704	13.595	81.825	189.668	1.053.705
87089930	Accelerator, brake or clutch pedals; for vehicles of heading 8702, 8703 or 8704	1.233	42.111	8.681	749.685
87089940	Battery carriers or trays and brackets therefor; for vehicles of heading 8702, 8703 or 8704	4.646	33.182	18.918	131.967
87089950	Radiator shrouds; for vehicles of heading 8702, 8703 or 8704	103	2.592	1.767	50.390
87089961	Chassis frames or parts thereof; for vehicles of heading 8702	338	429	911	5.435
87089962	Chassis frames or parts thereof; for vehicles of heading 8703	70.055	804.615	422.561	3.412.639
87089963	Chassis frames or parts thereof; for vehicles of heading 8704	75.721	464.885	204.882	1.197.920
87089970	Engine brackets; for vehicles of heading 8702, 8703 or 8704	115.414	978.333	634.380	5.602.336
87089980	Parts and accessories of the vehicles of heading 8702, 8703 or 8704, not elsewhere classified in heading 8708	2.397.921	24.768.365	21.199.684	221.869.345
87089991	Unassembled fuel tanks, engine brackets; for vehicles of heading 8705	9.671	57.151	109.404	1.030.338
87089999	Parts and accessories of the vehicles of heading 8705, not elsewhere classified in heading 8708	3.410.036	30.294.827	25.109.437	221.420.011

Tabel 3 : Ekspor Indonesia menurut Komoditi (Kode HS 8 digit)

		September 2022			
Kode H S	Uraian golongan barang	Berat bersih (Kg)		Nilai F.O.B. (U S \$)	
		Bulan ini	Kumulatif	Bulan ini	Kumulatif
(1)	(2)	(3)	(4)	(5)	(6)
87091100	Electrical work trucks (self-propelled, not fitted with lifting/handling equipment, used for short distance transport of goods) and tractors (used on railway station platforms)	0	21.429	6	81.450
87091900	Non-electrical work trucks (self-propelled, not fitted with lifting/handling equipment, used for short distance transport of goods) and tractors (used on railway station platforms)	82.610	1.000.188	220.100	1.953.635
87099000	Parts of work trucks (self-propelled, not fitted with lifting/handling equipment, used for short distance transport of goods) and tractors (used on railway station platforms)	26.837	190.866	56.600	455.393
87100000	Tanks and other armoured fighting vehicles, motorised, whether or not fitted with weapons, and parts of such vehicles	-	69.589	-	1.294.908
87111012	Mopeds or motorised bicycles; with internal combustion piston engine of a cylinder capacity not exceeding 50 cc; Completely Knocked Down	-	958	-	3.190
87111015	Motorcycles and motor scooters other than powered kick scooters and pocket motorcycles; with internal combustion piston engine of a cylinder capacity not exceeding 50 cc; Completely Knocked Down	7.100	14.266	149.550	224.632
87111019	Cycles (other than bicycles) fitted with an auxiliary motor; with internal combustion piston engine of a cylinder capacity not exceeding 50 cc; Completely Knocked Down	5.217	85.760	99.377	939.906
87111092	Mopeds or motorised bicycles; with internal combustion piston engine of a cylinder capacity not exceeding 50 cc; not Completely Knocked Down	-	1.220	-	9.100
87111095	Motorcycles and motor scooters other than powered kick scooters and pocket motorcycles; with internal combustion piston engine of a cylinder capacity not exceeding 50 cc; not Completely Knocked Down	282	2.092	2.980	16.996
87111099	Cycles (other than bicycles) fitted with an auxiliary motor; with internal combustion piston engine of a cylinder capacity not exceeding 50 cc; not Completely Knocked Down	-	4.367	-	65.810
87112011	Motocross motorcycles; with internal combustion piston engine of a cylinder capacity exceeding 50 cc but not exceeding 250 cc; Completely Knocked Down	110.464	1.025.990	1.863.925	16.052.885
87112012	Mopeds or motorised bicycles; with internal combustion piston engine of a cylinder capacity exceeding 50 cc but not exceeding 250 cc; Completely Knocked Down	942.383	9.595.894	11.164.571	109.376.442
87112013	Pocket motorcycles; with internal combustion piston engine of a cylinder capacity exceeding 50 cc but not exceeding 250 cc; Completely Knocked Down	-	254	-	4.386
87112014	Motorcycles (with or without side-cars), including motor scooters, other than motocross motorcycles and pocket motorcycles; of a cylinder capacity exceeding 150 cc but not exceeding 200 cc; CKD	32.980	435.508	447.967	5.923.305
87112015	Motorcycles (with or without side-cars), including motor scooters, other than motocross motorcycles and pocket motorcycles; of a cylinder capacity exceeding 200 cc but not exceeding 250 cc; CKD	-	12.009	-	266.873
87112016	Motorcycles (with or without side-cars), including motor scooters, other than motocross motorcycles and pocket motorcycles; of a cylinder capacity exceeding 50 cc but not exceeding 150 cc; CKD	772.089	8.023.958	4.345.922	45.077.995
87112019	Cycles (other than bicycles) fitted with an auxiliary motor; with internal combustion piston engine of a cylinder capacity exceeding 50 cc but not exceeding 250 cc; Completely Knocked Down	485.464	4.713.336	7.237.706	61.865.592

Tabel 3 : Ekspor Indonesia menurut Komoditi (Kode HS 8 digit)

September 2022

Kode H S	Uraian golongan barang	Berat bersih (Kg)		Nilai F.O.B. (U S \$)	
		Bulan ini	Kumulatif	Bulan ini	Kumulatif
(1)	(2)	(3)	(4)	(5)	(6)
87112091	Motocross motorcycles; with internal combustion piston engine of a cylinder capacity exceeding 50 cc but not exceeding 250 cc; not Completely Knocked Down	272.595	3.087.629	4.846.927	54.735.396
87112092	Mopeds or motorised bicycles; with internal combustion piston engine of a cylinder capacity exceeding 50 cc but not exceeding 250 cc; not Completely Knocked Down	311.164	711.899	5.255.073	13.647.130
87112093	Pocket motorcycles; with internal combustion piston engine of a cylinder capacity exceeding 50 cc but not exceeding 250 cc; not Completely Knocked Down	-	93	-	1.496
87112094	Motorcycles (with or without side-cars), including motor scooters, other than motocross motorcycles and pocket motorcycles; of a cylinder capacity exceeding 150 cc but not exceeding 200 cc; not CKD	2.139.549	12.293.853	29.121.298	167.307.319
87112095	Motorcycles (with or without side-cars), including motor scooters, other than motocross motorcycles and pocket motorcycles; of a cylinder capacity exceeding 200 cc but not exceeding 250 cc; not CKD	399.295	2.133.406	8.834.767	45.392.466
87112096	Motorcycles (with or without side-cars), including motor scooters, other than motocross motorcycles and pocket motorcycles; of a cylinder capacity exceeding 50 cc but not exceeding 150 cc; not CKD	5.156.468	44.196.436	59.660.511	503.303.868
87112099	Cycles (other than bicycles) fitted with an auxiliary motor; with internal combustion piston engine of a cylinder capacity exceeding 50 cc but not exceeding 250 cc; not Completely Knocked Down	9.866	76.668	192.185	1.046.218
87113090	Motorcycles and cycles fitted with an auxiliary motor, with/without side-cars other than motocross motorcycles; with internal combustion piston engine of 250 cc < cylinder capacity ≤ 500 cc; not CKD	1.276.313	7.487.979	18.404.351	114.808.787
87114090	Motorcycles and cycles fitted with an auxiliary motor, with/without side-cars other than motocross motorcycles; with internal combustion piston engine of 500 cc < cylinder capacity ≤ 800 cc; not CKD	-	2	-	56
87115090	Motorcycles (with or without side-cars); with internal combustion piston engine of a cylinder capacity exceeding 800 cc; not Completely Knocked Down	-	2.204	-	82.891
87116011	Bicycles; with electric motor for propulsion; Completely Knocked Down	37	1.671	94	172.331
87116013	Motorcycles, other than pocket motorcycles; with electric motor for propulsion; Completely Knocked Down	-	444	-	500
87116019	Cycles fitted with an auxiliary motor, other than bicycles and self-balancing cycle; with electric motor for propulsion; Completely Knocked Down	-	1.338	-	24.877
87116093	Motorcycles, other than pocket motorcycles; with electric motor for propulsion; not Completely Knocked Down	164	353	35.673	38.422
87116094	Bicycles, with an auxiliary electric motor not exceeding 250 W and with the maximum speed not exceeding 25 km/h; not Completely Knocked Down	-	17.300	-	739.349
87116095	Bicycles, with an auxiliary electric motor exceeding 250 W and with the maximum speed exceeding 25 km/h; not Completely Knocked Down	-	29.541	-	1.226.940
87116099	Cycles fitted with an auxiliary motor other than bicycles and self-balancing cycle; with electric motor for propulsion; not Completely Knocked Down	-	10.319	-	116.828
87119060	Motorcycles (including mopeds) and cycles fitted with an auxiliary motor, with or without side-cars, not elsewhere classified in heading 8711; Completely Knocked Down	185.913	1.019.219	2.533.976	15.136.775
87119090	Motorcycles (including mopeds) and cycles fitted with an auxiliary motor, with or without side-cars, not elsewhere classified in heading 8711; not Completely Knocked Down	60.254	302.592	614.372	2.911.210
87120010	Racing bicycles, not motorised	26.481	374.102	919.627	12.347.101
87120020	Bicycles designed to be ridden by children, not motorised	3.684	57.011	42.937	647.360

Tabel 3 : Ekspor Indonesia menurut Komoditi (Kode HS 8 digit)

September 2022

Kode H S	Uraian golongan barang	Berat bersih (Kg)		Nilai F.O.B. (U S \$)	
		Bulan ini	Kumulatif	Bulan ini	Kumulatif
(1)	(2)	(3)	(4)	(5)	(6)
87120030	Bicycles, not motorised, other than racing bicycles and bicycles designed to be ridden by children	632.109	7.814.455	13.146.494	151.016.007
87120090	Cycles (including delivery tricycles), other than bicycles, not motorised	1.169	38.278	5.704	91.325
87139000	Carriages for disabled persons; mechanically propelled	412	20.070	8.045	75.714
87141010	Saddles; of motorcycles (including mopeds)	368	42.455	3.749	792.220
87141020	Spokes and nipples; of motorcycles (including mopeds)	114	4.632	241	23.078
87141030	Frame and forks including telescopic fork, rear suspension and parts thereof; of motorcycles (including mopeds)	272.914	1.565.457	1.655.422	11.570.893
87141040	Gearing, gearbox, clutch and other transmission equipment and parts thereof; of motorcycles (including mopeds)	144.415	1.171.124	1.006.767	10.745.177
87141050	Wheel rims; of motorcycles (including mopeds)	140.967	1.375.398	1.050.328	9.149.769
87141060	Brakes and parts thereof; of motorcycles (including mopeds)	198.591	1.534.708	2.458.499	20.404.718
87141070	Silencers (mufflers) and parts thereof; of motorcycles (including mopeds)	64.591	202.611	653.240	1.999.406
87141090	Parts and accessories of motorcycles (including mopeds), not elsewhere classified in heading 8714	7.114.054	55.049.435	82.888.053	646.096.905
87142011	Castors wheels of carriages for disabled persons; with diameter (including tyres) exceeding 75 mm but not exceeding 100 mm, provided that the width of any wheel or tyre fitted thereto \geq 30 mm	-	14	-	32
87142019	Castors wheels of carriages for disabled persons; not elsewhere classified in heading 8714	61.119	528.148	573.260	5.679.424
87142090	Parts and accessories of carriages for disabled persons, other than castors wheels	228	4.276	1.599	23.892
87149110	Frames and forks, and parts thereof; for bicycles of subheading 87120020	9	907	172	39.301
87149191	Parts for forks; for bicycles or other cycles other than those of subheading 87120020	10	136	697	2.165
87149199	Frames and forks, and parts thereof, other than parts for forks; for bicycles or other cycles other than those of subheading 87120020	52.324	175.040	1.011.803	3.317.186
87149210	Wheel rims and spokes; for bicycles of subheading 87120020	22	336	62	2.042
87149290	Wheel rims and spokes; for bicycles or other cycles other than those of subheading 87120020	7.086	89.198	36.227	454.600
87149310	Hubs, other than coaster braking hubs and hub brakes, and free-wheel sprocket-wheels; for bicycles of subheading 87120020	8	232.962	80	683.655
87149390	Hubs, other than coaster braking hubs and hub brakes, and free-wheel sprocket-wheels; for bicycles or other cycles other than bicycles of those 87120020	263.077	4.960.681	2.565.895	45.706.953
87149410	Brakes, including coaster braking hubs and hub brakes, and parts thereof; for bicycles of subheading 87120020	834	1.379	26.783	32.666
87149490	Brakes, including coaster braking hubs and hub brakes, and parts thereof; for bicycles or other cycles other than those of subheading 87120020	18.863	542.510	530.888	7.447.370
87149510	Saddles; for bicycles of subheading 87120020	15.734	83.910	237.974	996.405
87149590	Saddles; for bicycles or other cycles other than those of subheading 87120020	81	781	8.010	25.794
87149610	Pedals and crank-gear, and parts thereof; for bicycles of subheading 87120020	45.629	711.520	217.593	3.603.600
87149690	Pedals and crank-gear, and parts thereof; for bicycles or other cycles other than those of subheading 87120020	5.835	29.876	281.952	433.058
87149911	Handle bars, pillars, mudguards, reflectors, carriers, control cables, lamp brackets or bracket lugs, other accessories; for bicycles of subheading 87120020	2.552	18.673	60.841	305.777
87149912	Chain wheels and cranks, other parts; for bicycles of subheading 87120020	27	2.866	79	4.606
87149991	Handle bars, pillars, mudguards, reflectors, carriers, control cables, lamp brackets or bracket lugs; other accessories; for bicycles or other cycles other than those of subheading 87120020	49.039	1.087.582	812.826	8.638.992

Tabel 3 : Ekspor Indonesia menurut Komoditi (Kode HS 8 digit)

September 2022

Kode H S	Uraian golongan barang	Berat bersih (Kg)		Nilai F.O.B. (U S \$)	
		Bulan ini	Kumulatif	Bulan ini	Kumulatif
(1)	(2)	(3)	(4)	(5)	(6)
87149993	Nipples for spokes; for bicycles or other cycles other than those of subheading 87120020	2	305	48	3.399
87149994	Chain wheels and cranks; other parts; for bicycles or other cycles other than those of subheading 87120020	250.867	6.616.549	2.310.028	56.130.153
87150000	Baby carriages and parts thereof	1.596	37.193	2.989	124.545
87162000	Self-loading or self-unloading trailers and semi-trailers for agricultural purposes	-	2	-	522
87163100	Tanker trailers and tanker semi-trailers	8.800	14.717	22.490	44.980
87163940	Agricultural trailers and semi-trailers	-	762	-	2.074
87163991	Trailers and semi-trailers for the transport of goods; other than tanker and agricultural type; having a carrying capacity (payload) exceeding 200 t	-	559.815	-	1.380.739
87163999	Trailers and semi-trailers for the transport of goods; other than tanker and agricultural type; having a carrying capacity (payload) not exceeding 200 t	5.295	169.691	25.993	487.793
87164000	Trailers and semi-trailers, not elsewhere classified in heading 8716	-	3.292.513	-	5.814.287
87168010	Carts and wagons, sack trucks, hand trolleys and similar hand-propelled vehicles of a kind used in factories or workshops, except wheelbarrows	995	17.075	8.532	111.515
87168020	Wheelbarrows	50.842	358.854	72.725	604.504
87168090	Vehicles, not mechanically propelled, not elsewhere classified in heading 8716	4.140	23.945	3.435	72.508
87169019	Parts; for trailers and semi-trailers other than those of subheading 871620	5.644	115.776	19.565	283.684
87169022	Castor wheels, with 75 mm < diameter (incl. tyres) ≤ 100 mm, or diameter > 250 mm provided the width of the wheel or tyre fitted thereto ≥ 30 mm; for vehicles of subheading 87168010 or 87168020	2	35	5	444
87169023	Parts; for goods of subheading 87168010, not elsewhere classified in heading 8716	300	3.934	200	805
87169095	Castor wheels, of a diameter (including tyres) exceeding 100 mm but not more than 250 mm provided the width of the wheel or tyre fitted thereto ≥ 30 mm; for goods of subheading 87168090	26	143	532	4.475
87169096	Castor wheels, with 75 mm < diameter (incl. tyres) ≤ 100 mm, or diameter > 250 mm provided the width of the wheel or tyre fitted thereto ≥ 30 mm; for goods of subheading 87168090	-	687	-	1.705
87169099	Parts; for goods of subheading 87168090, not elsewhere classified in heading 8716	10.556	30.907	45.860	139.943
88010000	Balloons and dirigibles; gliders, hang gliders and other non-powered aircraft	716	1.321	4.156	8.150
88021100	Helicopters; of an unladen weight not exceeding 2,000 kg	-	1.600	-	2.000.000
88021200	Helicopters; of an unladen weight exceeding 2,000 kg	3.500	4.810	966.000	3.403.600
88022010	Aeroplanes; of an unladen weight not exceeding 2,000 kg	-	187	-	2.000
88022090	Powered aircraft, except unmanned aircraft of heading 8806; other than helicopters and aeroplanes; of an unladen weight not exceeding 2,000 kg	-	101	-	6.200
88023010	Aeroplanes; of an unladen weight exceeding 2,000 kg but not exceeding 15,000 kg	-	8.150	-	11.536.617
88023090	Powered aircraft, except unmanned aircraft of heading 8806; other than helicopters and aeroplanes; of an unladen weight exceeding 2,000 kg but not exceeding 15,000 kg	-	3	-	4.080
88024010	Aeroplanes; of an unladen weight exceeding 15,000 kg	-	22.000	-	4.700.000
88024090	Powered aircraft, except unmanned aircraft of heading 8806; other than helicopters and aeroplanes; of an unladen weight exceeding 15,000 kg	-	89	-	14.295
88026000	Spacecraft (including satellites) and suborbital and spacecraft launch vehicles	-	14	-	10.000
88040090	Parachutes (including dirigible parachutes and paragliders); parts thereof and accessories thereto	590	842	66.953	73.836

Tabel 3 : Ekspor Indonesia menurut Komoditi (Kode HS 8 digit)

September 2022

Kode H S	Uraian golongan barang	Berat bersih (Kg)		Nilai F.O.B. (U S \$)	
		Bulan ini	Kumulatif	Bulan ini	Kumulatif
(1)	(2)	(3)	(4)	(5)	(6)
88052100	Air combat simulators and parts thereof	-	1	-	836
88052990	Parts of ground flying trainers	-	107	-	4.000
88062100	Unmanned aircraft; other than designed for the carriage of passengers; for remote-controlled flight only; with maximum take-off weight not more than 250 g	3	131	7.888	58.516
88062200	Unmanned aircraft; other than designed for the carriage of passengers; for remote-controlled flight only; with maximum take-off weight more than 250 g but not more than 7 kg	3	309	10.532	169.597
88062900	Unmanned aircraft; other than designed for the carriage of passengers; for remote-controlled flight only; with maximum take-off weight more than 150 kg	-	32	-	5.073
88071000	Propellers and rotors and parts thereof; of goods of heading 8801, 8802 or 8806	532	6.850	19.384	102.897
88072000	Under-carriages and parts thereof; of goods of heading 8801, 8802 or 8806	1.815	9.193	32.800	175.305
88073000	Parts of aeroplanes, helicopters or unmanned aircraft; other than under-carriages, propellers, rotors, and parts thereof	18.957	164.048	5.545.451	40.645.977
88079000	Parts of goods of heading 8801, 8802 or 8806, not elsewhere classified in heading 8807	6.635	24.917	184.879	2.773.874
89011020	Cruise ships, excursion boats and similar vessels principally designed for the transport of persons; ferry-boats of all kinds; of a gross tonnage exceeding 26 but not exceeding 500	54.000	757.920	95.173	6.970.673
89011070	Cruise ships, excursion boats and similar vessels principally designed for the transport of persons; ferry-boats of all kinds; of a gross tonnage exceeding 1,000 but not exceeding 4,000	-	2.300.000	-	1.811.656
89019011	Not motorised vessels for the transport of goods and vessels for the transport of both persons and goods; n.e.c. in heading 8901; of a gross tonnage not exceeding 26	-	2.000	-	7.006
89019014	Not motorised vessels for the transport of goods and vessels for the transport of both persons and goods; n.e.c. in heading 8901; of a gross tonnage exceeding 500	-	9.388.000	-	11.039.202
89019031	Motorised vessels for the transport of goods and vessels for the transport of both persons and goods; n.e.c. in heading 8901; of a gross tonnage not exceeding 26	-	17.100	-	291.730
89019032	Motorised vessels for the transport of goods and vessels for the transport of both persons and goods; n.e.c. in heading 8901; of a gross tonnage exceeding 26 but not exceeding 500	-	901.700	-	23.573.985
89019033	Motorised vessels for the transport of goods and vessels for the transport of both persons and goods; n.e.c. in heading 8901; of a gross tonnage exceeding 500 but not exceeding 1,000	-	1.514.261	-	754.299
89019036	Motorised vessels for the transport of goods and vessels for the transport of both persons and goods; n.e.c. in heading 8901; of a gross tonnage exceeding 5,000 but not exceeding 50,000	-	31.869.446	-	13.255.000
89020036	Fishing vessels; of a gross tonnage exceeding 1,000 but not exceeding 4,000	-	2.000	-	1.200
89031100	Inflatable (including rigid hull inflatable) boats; fitted or designed to be fitted with a motor, unladen (net) weight (excluding the motor) not exceeding 100 kg	-	535	-	5.360
89031200	Inflatable (including rigid hull inflatable) boats; not designed for use with a motor and unladen (net) weight not exceeding 100 kg	-	31.740	-	317.641
89031900	Inflatable (including rigid hull inflatable) boats; unladen (net) weight (excluding the motor) exceeding 100 kg	84.574	491.855	916.797	5.728.667
89032100	Sailboats, other than inflatable, with or without auxiliary motor; of a length not exceeding 7.5 m	-	319	-	11.462
89032200	Sailboats, other than inflatable, with or without auxiliary motor; of a length exceeding 7.5 m but not exceeding 24 m	630	4.735	23.326	103.222

Tabel 3 : Ekspor Indonesia menurut Komoditi (Kode HS 8 digit)

September 2022

Kode H S	Uraian golongan barang	Berat bersih (Kg)		Nilai F.O.B. (U S \$)	
		Bulan ini	Kumulatif	Bulan ini	Kumulatif
(1)	(2)	(3)	(4)	(5)	(6)
89033200	Motorboats, other than inflatable, not including outboard motorboats; of a length exceeding 7.5 m but not exceeding 24 m	-	401	-	5.072
89039900	Yachts and other vessels for pleasure or sports; rowing boats and canoes; n.e.c. in heading 8903; of a length exceeding 7.5 m	3.815	53.246	112.691	1.173.940
89040032	Tugs and pusher craft; of a gross tonnage exceeding 26; of a power not exceeding 1,200 hp	-	9.000	-	55.173
89040035	Tugs and pusher craft; of a gross tonnage exceeding 26; of a power exceeding 4,000 hp	-	3.236.820	-	20.243.806
89052000	Floating or submersible drilling or production platforms	-	59.497.269	-	965.454.498
89059090	Light-vessels, fire-floats, floating cranes and other vessels the navigability of which is subsidiary to their main function; other than dredgers	800.000	893.027	4.958.282	4.964.705
89069010	Vessels other than those of heading 8901 to 8905, including lifeboats other than rowing boats; other than warships; of a displacement not exceeding 30 t	-	21.994	-	1.417.448
89069090	Vessels other than those of heading 8901 to 8905, including lifeboats other than rowing boats; other than warships; of a displacement exceeding 300 t	25	9.794	100	57.073
89071000	Inflatable rafts	495	15.284	12.105	76.705
89079010	Buoys	735	81.507	2.052	246.499
89079090	Floating structures (for example, tanks, coffer-dams, landing-stages, and beacons)	31.578	2.328.113	167.251	11.562.422
90011010	Optical fibres, optical fibre bundles and cables; for telecommunications and other electrical uses	2.404	23.967	1.843.455	11.592.083
90011090	Optical fibres, optical fibre bundles and cables; not for telecommunications and other electrical uses	33.257	484.097	2.293.141	15.335.360
90013000	Contact lenses	24.295	220.303	4.446.083	47.023.684
90014000	Spectacle lenses of glass	169	1.603	17.402	163.354
90015000	Spectacle lenses of materials other than glass	162.636	1.633.046	3.519.776	34.641.149
90019010	Optical elements, unmounted, of any material (excl. elements of glass not optically worked), not elsewhere classified in heading 9001; for photographic or cinematographic cameras or projectors	101	228	160	6.010
90019090	Optical elements, unmounted, of any material (excl. elements of glass not optically worked), not elsewhere classified in heading 9001; not for photographic or cinematographic cameras or projectors	3.608	22.509	59.219	362.206
90021100	Objective lenses; for cameras, projectors or photographic enlargers or reducers	6.628	67.730	825.692	5.231.005
90021900	Objective lenses; not for cameras, projectors or photographic enlargers or reducers	225	704	56.337	134.716
90022010	Filters; for cinematographic projectors	-	2.700	-	7.560
90022090	Filters; not for cinematographic projectors, cinematographic cameras, photographic cameras and other projectors	3.741	22.596	230.505	1.881.815
90029030	Optical elements, mounted, of any material (excluding elements of glass not optically worked); for cinematographic cameras, photographic cameras and other projectors; n.e.c. in heading 9002	4.501	78.465	1.711.645	26.713.682
90029090	Optical elements, mounted, being parts or fittings for instruments or apparatus, of any material (excluding elements of glass not optically worked); n.e.c. in heading 9002	79	439	10.201	78.312
90031100	Frames and mountings for spectacles, goggles or the like; of plastics	222	1.475	8.860	69.925
90031900	Frames and mountings for spectacles, goggles or the like; of materials other than plastics	53	730	23.624	269.227
90039000	Parts of frames and mountings for spectacles, goggles or the like	68	742	25.409	237.830
90041000	Sunglasses	266	2.185	8.354	115.038
90049010	Corrective spectacles	229	658	4.380	29.711

Tabel 3 : Ekspor Indonesia menurut Komoditi (Kode HS 8 digit)

September 2022

Kode H S	Uraian golongan barang	Berat bersih (Kg)		Nilai F.O.B. (U S \$)	
		Bulan ini	Kumulatif	Bulan ini	Kumulatif
(1)	(2)	(3)	(4)	(5)	(6)
90049050	Protective goggles	5	1.082	5	34.141
90049090	Spectacles, goggles and the like; other than sunglasses, corrective spectacles, and protective goggles	321	25.360	4.497	91.751
90051000	Binoculars	4	27	4.001	5.183
90058090	Monoculars and other optical telescopes; other than binoculars	498	1.414	27.137	116.948
90059090	Parts and accessories (including mountings); for binoculars, monoculars, other optical telescopes	11	34	618	1.963
90063000	Cameras specially designed for underwater use, for aerial survey or for medical or surgical examination of internal organs; comparison cameras for forensic or criminological purposes	-	227	-	20.614
90064000	Instant print cameras	-	1.873	-	139.644
90065310	Photographic (other than cinematographic) cameras, other than those of subheading 900630 and 900640; for roll film of a width of 35 mm; with a through-the-lens viewfinder (SLR)	-	21	-	2.006
90065390	Photographic (other than cinematographic) cameras, other than those of subheading 900630 and 900640; for roll film of a width of 35 mm; without a through-the-lens viewfinder (SLR)	184	235	14.263	15.066
90065919	Photographic (other than cinematographic) cameras, other than those of subheading 900630 and 900640; for roll film of a width less than 35 mm; without a through-the-lens viewfinder (SLR)	3	11	45.535	45.566
90065929	Photographic (other than cinematographic) cameras, other than those of subheading 900630 & 900640; roll film of a width > 35 mm; for preparing printing plates/cylinders; other than laser photoplotters	-	16	-	31
90065990	Photographic (other than cinematographic) cameras; for roll film of a width more than 35 mm, not elsewhere classified in heading 9006	-	2	-	1.635
90066100	Discharge lamp ("electronic") flashlight apparatus	2	2	200	200
90066900	Photographic flashlight apparatus and flashbulbs other than discharge lamps of heading 8539; other than discharge lamp ("electronic") flashlight apparatus	6	43	35	7.405
90069140	Parts and accessories; for cameras of subheading 900640 or 900653	-	117	-	596
90069190	Parts and accessories; for cameras, not elsewhere classified in 9006	96	876	11.437	73.907
90069910	Parts and accessories; for photographic flashlight apparatus	-	18	-	2.175
90069990	Parts and accessories; for flashbulbs	8	180	60	4.718
90071000	Cinematographic cameras, whether or not incorporating sound recording or reproducing apparatus	21	455	9.803	41.493
90072090	Cinematographic projectors, whether or not incorporating sound recording or reproducing apparatus; for film of 16 mm or more in width	10	1.674	6.200	12.534
90079100	Parts and accessories; for cinematographic cameras	43	496	1.903	39.715
90079200	Parts and accessories; for cinematographic cameras projectors	183	26.937	5.763	114.093
90085010	Image projectors, other than cinematographic, enlargers and reducers; microfilm, microfiche or other microform readers, whether or not capable of producing copies	-	61	-	4
90085090	Image projectors, other than cinematographic, enlargers and reducers; other than microfilm, microfiche or other microform readers, whether or not capable of producing copies	-	48	-	102
90089090	Parts and accessories; of image projectors, other than cinematographic	-	21	-	325
90101000	Apparatus and equipment for automatically developing photographic (including cinematographic) film or paper in rolls or for automatically exposing developed film to rolls of photographic paper	608	609	800	820

Tabel 3 : Ekspor Indonesia menurut Komoditi (Kode HS 8 digit)

September 2022

Kode H S	Uraian golongan barang	Berat bersih (Kg)		Nilai F.O.B. (U S \$)	
		Bulan ini	Kumulatif	Bulan ini	Kumulatif
(1)	(2)	(3)	(4)	(5)	(6)
90105090	Apparatus and equipment for photographic (including cinematographic) laboratories, not elsewhere classified in Chapter 90	-	1	-	80
90106090	Projection screens; of less than 300 inches	2.500	6.996	5.225	17.425
90109090	Parts and accessories of negatoscopes, projection screens, or apparatus and equipment for photographic (including cinematographic) laboratories, not elsewhere classified in Chapter 90	-	11	-	460
90111000	Stereoscopic microscopes	1	72	50	4.012
90112000	Compound optical microscopes, other than stereoscopic microscopes; for photomicrography, cinephotomicrography or microprojection	200	469	32.010	59.479
90118000	Compound optical microscopes, other than stereoscopic microscopes; not for photomicrography, cinephotomicrography or microprojection	10	63	20.000	27.985
90119000	Parts and accessories of compound optical microscopes	-	13	-	260
90121000	Microscopes other than optical microscopes; diffraction apparatus	-	15	-	20
90129000	Parts and accessories of diffraction apparatus and microscopes other than optical microscopes	4	32	453	15.724
90131010	Telescopic sights for fitting to arms; periscopes	-	52	-	6.222
90131020	Telescopes designed to form parts of machines, appliances, instruments or apparatus of Chapter 90 or Section XVI	0	0	11	11
90132000	Lasers, other than laser diodes	68	892	12.931	397.619
90138010	Optical error verification and repair apparatus for printed circuit boards/printed wiring boards and printed circuit assemblies	10	20	778	1.404
90138090	Optical appliances and instruments, not elsewhere classified in Chapter 90	459	2.117	14.528	170.492
90139010	Parts and accessories; of goods of subheading 90132000	200	200	140	140
90139090	Parts and accessories; of goods of subheading 90131020 and 90138090	4	278	8.337	155.699
90141000	Direction finding compasses	27	364	5.513	236.779
90142000	Instruments and appliances for aeronautical or space navigation (other than compasses)	5	8.198	100	580.624
90148011	Navigational instruments and appliances; of a kind used on ships, incorporating or working in conjunction with an automatic data processing machine; sonar or echo sounder	-	89	-	2.022
90148019	Navigational instruments and appliances; of a kind used on ships, incorporating or working in conjunction with an automatic data processing machine; other than sonar or echo sounder	5	5	2.165	2.165
90148090	Navigational instruments and appliances, not elsewhere classified in heading 9014	1.193	13.060	61.031	1.428.255
90149010	Parts and accessories of navigational instruments and apparatus; of a kind used on ships, working in conjunction with an automatic data processing machine	43	94	81	3.082
90149090	Parts and accessories of navigational instruments and apparatus; other than a kind used on ships, working in conjunction with an automatic data processing machine	4	1.441	500	78.579
90151010	Rangefinders; of a kind used in photography or cinematography	0	83	9	1.679
90151090	Rangefinders; other than a kind used in photography or cinematography	144	472	9.388	121.177
90152000	Theodolites and tachymeters (tacheometers)	-	116	-	13.849
90153000	Levels	5.320	21.980	236.617	1.136.266
90154000	Photogrammetrical surveying instruments and appliances	12	1.537	7.296	41.844
90158010	Radio-sonde and radio-wind apparatus	8	463	8.431	50.333
90158090	Surveying, hydrographic, oceanographic, hydrological, meteorological or geophysical instruments and appliances, excluding compasses, not elsewhere classified in heading 9015	65.097	110.828	768.991	6.476.340

Tabel 3 : Ekspor Indonesia menurut Komoditi (Kode HS 8 digit)

September 2022

Kode H S	Uraian golongan barang	Berat bersih (Kg)		Nilai F.O.B. (U S \$)	
		Bulan ini	Kumulatif	Bulan ini	Kumulatif
		(1)	(2)	(3)	(4)
90159000	Parts & accessories of rangefinders & surveying (incl. photogrammetrical surveying), hydrographic, oceanographic, hydrological, meteorological or geophysical instruments & appliances, excl. compasses	1.670	522.515	219.998	16.539.814
90160000	Balances of a sensitivity of 5 cg or better, with or without weights	112	212	785	4.282
90171010	Plotters (drafting tables and machines), whether or not automatic	-	1	-	65
90171090	Drafting tables and machines, whether or not automatic; other than plotters	124	936	6.149	49.885
90172010	Rulers	580	1.048	655	4.834
90172090	Drawing, marking-out or mathematical calculating instruments, not elsewhere classified in heading 9017	1.069	1.572	2.783	9.121
90173000	Micrometers, callipers and gauges	2.605	23.514	59.939	680.428
90178000	Instruments for measuring length, for use in the hand (for example, measuring rods and tapes), not specified or included elsewhere in Chapter 90	354	8.855	3.380	317.299
90179040	Parts and accessories, including printed circuit assemblies, of other plotters	-	8	-	2.163
90179090	Parts & accessories of drawing, marking-out/mathematical calculating instruments & instruments for measuring length, for use in the hand, not included elsewhere in this Chapter, n.e.c. in heading 9017	74	456	98.873	143.925
90181100	Electro-cardiographs	9	165	70.458	103.913
90181200	Ultrasonic scanning apparatus	1.034	2.130	167.544	451.944
90181300	Magnetic resonance imaging apparatus	317	28.709	65.527	1.026.563
90181400	Scintigraphic apparatus	-	33	-	3.242
90181900	Electro-diagnostic apparatus (incl. apparatus for functional exploratory examination or for checking physiological parameters), not elsewhere classified in heading 9018	9.743	70.337	1.938.932	13.276.023
90182000	Ultra-violet or infra-red ray apparatus	-	835	-	690.860
90183110	Disposable syringes, with or without needles	334.630	4.552.545	1.758.904	26.385.932
90183190	Syringes, with or without needles; other than disposable syringes	1	50.351	22	221.570
90183200	Tubular metal needles and needles for sutures	4	6	60	222
90183910	Catheters	7.493	49.095	145.153	1.039.209
90183990	Cannulae and the like	10.040	47.550	57.511	288.234
90184100	Dental drill engines, whether or not combined on a single base with other dental equipment	-	6	-	31
90184900	Instruments and appliances, used in dental sciences, not elsewhere classified in heading 9018	1.085	10.102	153.635	1.428.110
90185000	Ophthalmic instruments and appliances, not elsewhere classified in heading 9018	7.639	47.182	1.294.651	12.918.452
90189010	Fibre optics headband lamps of a kind designed for medical use	1.915	2.446	33.357	51.243
90189020	Intravenous administration sets	10.138	122.511	59.619	639.570
90189031	Electro-surgical or electro-medical instruments and appliances	9	2.539	326	35.554
90189039	Electronic instruments and appliances, used in medical, surgical, dental or veterinary sciences, including sight-testing instruments, not elsewhere classified in heading 9018	32.214	147.953	3.760.117	15.669.992
90189090	Non-electronic Instruments and appliances used in medical, surgical, dental or veterinary sciences, including sight-testing instruments, not elsewhere classified in heading 9018	1.181.509	9.210.179	11.804.720	96.860.961
90191010	Mechano-therapy appliances, massage apparatus, psychological aptitude-testing apparatus; electrically operated	1.949	45.997	102.709	2.310.574
90191090	Mechano-therapy appliances, massage apparatus, psychological aptitude-testing apparatus; not electrically operated	14	859	187	42.301

Tabel 3 : Ekspor Indonesia menurut Komoditi (Kode HS 8 digit)

September 2022

Kode H S	Uraian golongan barang	Berat bersih (Kg)		Nilai F.O.B. (U S \$)	
		Bulan ini	Kumulatif	Bulan ini	Kumulatif
(1)	(2)	(3)	(4)	(5)	(6)
90192010	Invasive ventilators	-	210	-	33.255
90192020	Ventilators, other than invasive ventilators	-	28.747	-	963.819
90192090	Ozone therapy, oxygen therapy, aerosol therapy, artificial respiration or other therapeutic respiration apparatus; other than ventilators	28.079	187.901	871.988	11.810.622
90200010	Full face masks for chemical, biological, radiological and nuclear (CBRN) protection	82	1.223	170	107.184
90200090	Breathing appliances (other than those of heading 9019) and gas masks, excl. protective masks having neither mechanical parts nor replaceable filters; other than full face masks for CBRN protection	1.546	18.616	93.114	357.266
90211010	Orthopaedic or fracture appliances of iron or steel	45	49	7.913	7.933
90211090	Orthopaedic or fracture appliances of material other than iron or steel	4	177	504	35.032
90212100	Artificial teeth	2	80	305	2.280
90212910	Dental fittings of iron or steel	-	0	-	3
90212990	Dental fittings of material other than titanium, iron or steel	-	13	-	1.122
90213100	Artificial joints	191	192	186.304	186.305
90213900	Artificial parts of the body; other than artificial teeth and artificial joints	2.250	11.512	705.137	2.556.807
90214000	Hearing aids, excluding parts and accessories	3	34	1.982	7.886
90215000	Pacemakers for stimulating heart muscles, excluding parts and accessories	-	24	-	55
90219000	Appliances which are worn or carried, or implanted in the body, to compensate for a defect or disability, not elsewhere classified in 9021	7.445	62.470	215.441	2.874.066
90221200	Computed tomography apparatus	-	11.551	-	85.007
90221300	Apparatus based on the use of X-rays, including radiography or radiotherapy apparatus, other than computed tomography apparatus; for dental uses	-	11	-	454
90221400	Apparatus based on the use of X-rays, including radiography or radiotherapy apparatus, other than computed tomography apparatus; for medical, surgical or veterinary uses	13	361	131	55.508
90221910	X-ray apparatus for the physical inspection of solder joints on printed circuit board/printed wiring board assemblies	-	1.760	-	321.952
90221990	Apparatus based on the use of X-rays, other than computed tomography apparatus; not for medical, surgical, dental or veterinary uses, not elsewhere classified in heading 9022	1	5.884	712	280.186
90222100	Apparatus based on the use of alpha, beta, gamma or other ionising radiations, for medical, surgical, dental or veterinary uses, including radiography or radiotherapy apparatus	-	755	-	15.124
90223000	X-ray tubes	349	6.119	23.412	681.802
90229010	Parts and accessories of X-ray apparatus for the physical inspection of solder joints on printed circuit assemblies	173	1.981	6.837	268.751
90229020	Parts and accessories of X-ray apparatus, other than for the physical inspection of solder joints on printed circuit assemblies	123	705	9.306	114.696
90229090	Parts & accessories of apparatus based on the use of alpha, beta, gamma/other ionising radiations; high tension generators, control panels & desks, screens, examination/treatment tables, chairs etc.	605	11.450	140.567	3.195.251
90230000	Instruments, apparatus and models, designed for demonstrational purposes (for example, in education or exhibitions), unsuitable for other uses	3.249	34.654	103.624	1.028.670
90241010	Machines and appliances for testing metals; electrically operated	-	192	-	20.515
90241020	Machines and appliances for testing metals; not electrically operated	3	898	496	20.773

Tabel 3 : Ekspor Indonesia menurut Komoditi (Kode HS 8 digit)

September 2022

Kode H S	Uraian golongan barang	Berat bersih (Kg)		Nilai F.O.B. (U S \$)	
		Bulan ini	Kumulatif	Bulan ini	Kumulatif
(1)	(2)	(3)	(4)	(5)	(6)
90248010	Machines and appliances for testing the hardness, strength, compressibility, elasticity or other mechanical properties of materials (other than metals); electrically operated	82	95.997	23.287	886.522
90248020	Machines and appliances for testing the hardness, strength, compressibility, elasticity or other mechanical properties of materials (other than metals); not electrically operated	73	951	3.222	31.080
90249000	Parts and accessories of machines and appliances for testing the hardness, strength, compressibility, elasticity or other mechanical properties of materials	956	3.407	43.267	101.493
90251100	Thermometers and pyrometers, not combined with other instruments; liquid-filled, for direct reading	34	84	1.778	7.487
90251911	Temperature gauges for motor vehicles; electrically operated	2	25	500	8.506
90251919	Electrically operated thermometers and pyrometers, not combined with other instruments, other than liquid-filled for direct reading and temperature gauges for motor vehicles	1.625	12.863	275.699	3.225.622
90251920	Not electrically operated thermometers and pyrometers, not combined with other instruments, other than liquid-filled for direct reading	1.858	6.498	36.658	242.665
90258000	Hydrometers and similar floating instruments, barometers, hygrometers and psychrometers, recording or not, and any combination of these instruments	1.954	6.264	334.174	986.994
90259000	Parts and accessories of hydrometers and similar floating instruments, thermometers, pyrometers, barometers, hygrometers and psychrometers, recording or not, and any combination of these instruments	289	3.656	2.851	61.764
90261050	Level gauges for motor vehicles	7.306	10.968	20.178	244.280
90261090	Instruments and apparatus for measuring or checking the flow or level of liquids, other than level gauges for motor vehicles	1.759	12.176	30.002	252.173
90262050	Pressure gauges for motor vehicles	4.837	37.597	171.012	1.435.290
90262090	Instruments and apparatus for measuring or checking pressure, other than pressure gauges for motor vehicles	2.426	87.813	254.126	3.439.622
90268000	Instruments & apparatus for measuring/checking the variables of liquids/gases (e.g. flow meters, manometers, heat meters), excl. those of heading 9014, 9015, 9028 or 9032, n.e.c. in heading 9026	3.169	31.355	714.525	5.910.397
90269000	Parts and accessories of instruments and apparatus for measuring or checking the flow, level, pressure or other variables of liquids or gases, excl. those of heading 9014, 9015, 9028 or 9032	2.119	42.709	90.379	1.939.994
90271000	Gas or smoke analysis apparatus	10.475	14.954	136.846	966.294
90272000	Chromatographs and electrophoresis instruments	33	763	12.880	184.155
90273000	Spectrometers, spectrophotometers and spectrographs using optical radiations (UV, visible, IR)	-	815	-	348.306
90275000	Instruments and apparatus using optical radiations (UV, visible, IR) other than spectrometers, spectrophotometers and spectrographs	5.822	27.948	792.535	4.417.659
90278100	Mass spectrometers	115	107.774	518	15.040.653
90278910	Exposure meters	1	46	885	51.531
90278990	Instruments & apparatus for physical/chemical analysis, for measuring viscosity, porosity, expansion, surface tension etc., or for measuring quantities of heat, sound/light; n.e.c. in heading 9027	967	62.556	44.027	8.939.699
90279000	Microtomes; parts and accessories	73.117	942.943	1.216.987	11.058.194
90281010	Gas meters of a kind mounted on gas containers	-	93	-	23.296
90281090	Gas meters, other than a kind mounted on gas containers	49	152	1.347	15.339
90282020	Water meters	170.183	1.577.149	2.673.458	24.458.151
90282090	Liquid meters, other than water meters	67	360	567	9.059
90283010	Kilowatt-hour meters	62.223	375.558	3.383.121	21.808.254
90283090	Electricity meters, other than kilowatt-hour meters	6	32	261	1.545
90289010	Parts and accessories of water meter housings or bodies	600	9.734	61.803	629.456

Tabel 3 : Ekspor Indonesia menurut Komoditi (Kode HS 8 digit)

September 2022

Kode H S	Uraian golongan barang	Berat bersih (Kg)		Nilai F.O.B. (U S \$)	
		Bulan ini	Kumulatif	Bulan ini	Kumulatif
(1)	(2)	(3)	(4)	(5)	(6)
90289090	Parts and accessories of gas, liquid or electricity supply or production meters, other than water meter housings or bodies	18.457	129.415	1.041.467	5.566.015
90291020	Taximeters	720	4.458	65.021	379.911
90291090	Revolution counters, production counters, mileometers, pedometers and the like, other than taximeters	1.666	14.745	178.903	1.557.745
90292010	Speedometers for motor vehicles	41.444	287.706	1.991.360	14.984.371
90292020	Tachometers for motor vehicles	9.586	29.229	438.748	1.369.409
90292090	Speed indicators and tachometers (other than for motor vehicles); stroboscopes	11.694	35.842	806.735	2.784.474
90299010	Parts and accessories of goods of subheading 902910; parts and accessories of stroboscopes of subheading 902920	263	11.015	28.815	859.006
90299020	Parts and accessories of speed indicators and tachometers of subheading 902920	23.453	221.139	724.519	6.437.790
90301000	Instruments and apparatus for measuring or detecting ionising radiations	22	3.626	2.555	1.299.367
90302000	Oscilloscopes and oscillographs	3	246	3.924	86.464
90303100	Multimeters without a recording device	3.948	5.844	15.891	159.978
90303200	Multimeters with a recording device	21	979	326	693.281
90303310	Instruments and apparatus for measuring or checking voltage, current, resistance or power on printed circuit boards/printed wiring boards or printed circuit assemblies; without a recording device	12	475	10.981	99.160
90303320	Impedance-measuring instruments and apparatus, apparatus for testing electrostatic control equipment and electrostatic grounding devices/fixtures; without a recording device	107	394	30.744	81.693
90303330	Ammeters and voltmeters for motor vehicles; without a recording device	-	185	-	2.016
90303340	Resistance measuring instruments, without a recording device, not elsewhere classified in heading 9030	-	5	-	522
90303390	Instruments & apparatus, for measuring/checking voltage, current, resistance/power (oth than those for measuring/checking semiconductor wafers/devices); w/o a recording device, n.e.c. in heading 9030	2.516	14.778	599.032	3.125.888
90303900	Instruments & apparatus, for measuring/checking voltage, current, resistance/power (oth than those for measuring/checking semiconductor wafers/devices); w/ a recording device, n.e.c. in heading 9030	316	1.538	107.722	577.127
90304000	Instruments and apparatus, specially designed for telecommunications (for example, cross-talk meters, gain measuring instruments, distortion factor meters, psophometers), n.e.c. in heading 9030	176	556	24.120	639.054
90308290	Instruments and apparatus for measuring or checking semiconductor wafers or devices (including integrated circuits), other than wafer probers	-	1	-	10
90308410	Instruments and apparatus, with a recording device, for measuring or checking electrical quantities on printed circuit boards/printed wiring boards and printed circuit assemblies	-	1.496	-	19.128
90308490	Instruments and apparatus for measuring or checking electrical quantities, excluding meters of heading 9028, with a recording device, n.e.c. in heading 9030	1	17.788	1.440	440.670
90308910	Instruments and apparatus, without a recording device, for measuring or checking electrical quantities on printed circuit boards/printed wiring boards and printed circuit assemblies	-	111	-	19.462
90308990	Instruments and apparatus for measuring or checking electrical quantities, excluding meters of heading 9028, without a recording device, n.e.c. in heading 9030	107	1.515	145.089	1.037.976
90309010	Parts and accessories (including printed circuit assemblies) of goods of subheading 903040 or 903082	775	3.966	426.881	2.368.190

Tabel 3 : Ekspor Indonesia menurut Komoditi (Kode HS 8 digit)

September 2022

Kode H S	Uraian golongan barang	Berat bersih (Kg)		Nilai F.O.B. (U S \$)	
		Bulan ini	Kumulatif	Bulan ini	Kumulatif
(1)	(2)	(3)	(4)	(5)	(6)
90309030	Parts and accessories of optical instruments and appliances for measuring or checking printed circuit boards/printed wiring boards and printed circuit assemblies	134	1.133	23.779	96.750
90309040	Parts and accessories of other instruments and apparatus for measuring or checking electrical quantities on printed circuit boards/printed wiring boards and printed circuit assemblies	510	7.267	64.056	669.803
90309090	Parts&accessories of instruments&apparatus for measuring/checking electrical quantities n.e.c. in heading 9030, parts&accessories of instruments&apparatus for measuring/detecting ionising radiations	595	18.375	190.457	2.091.947
90311000	Machines for balancing mechanical parts	127	5.264	1.816	109.236
90312000	Test benches	9.416	9.732	1.581	14.469
90314100	Optical instruments & appliances for inspecting semiconductor wafers/devices (include integrated circuits)/for inspecting photomasks/reticles used in manufacturing semiconductor devices (include IC)	-	61	-	1.916
90314910	Optical instruments and appliances for measuring surface particulate contamination on semiconductor wafers	4	233	836	31.638
90314920	Optical error verification and repair apparatus for printed circuit boards/printed wiring boards and printed circuit assemblies	-	495	-	24.067
90314930	Optical instruments and appliances for measuring or checking printed circuit boards/printed wiring boards and printed circuit assemblies	-	336	-	13.306
90314990	Optical instruments and appliances for other purpose nor elsewhere classified in subheading 903149	3.260	29.897	1.397.307	11.787.858
90318010	Cable testers	542	2.096	31.516	240.594
90318090	Non optical measuring or checking instruments, appliances and machines, other than cable testers	68.961	1.213.073	2.689.760	18.353.133
90319030	Parts&acc incl PCA of optical instr&appl for inspecting semiconductor wafer/device/for inspecting mask,photomask/reticle used in mfg semiconductor device;part&acc of optical instr&appl for measuring surface particulate contamination on semiconductor wafer	-	96	-	36.008
90319040	Parts & accessories of optical error verification and repair apparatus for printed circuit boards/printed wiring boards and printed circuit assemblies	-	43	-	10
90319050	Parts & accessories of other optical instruments and appliances for measuring or checking printed circuit boards/printed wiring boards and printed circuit assemblies	-	2	-	509
90319090	parts and accessories, not elsewhere clasified in subheading 903190	4.028	320.136	385.592	4.613.435
90321000	Thermostats	17.482	162.405	953.623	10.563.559
90322000	Manostats	-	7	-	1.567
90328100	Hydraulic or pneumatic	3	13.024	3.522	73.986
90328910	Instrument&apparatus incorporating or working in conjunction w/ automatic data processing machine,for automatically regulating or controlling the propulsion, ballast or cargo handling systems of ships	16	104	457	77.175
90328920	Automatic instruments and apparatus for regulating or controlling chemical or electrochemical solutions in the manufacture of PCB/PWB/PCBA	1	1.145	105	102.089
90328931	Automatic regulating voltage units (stabilisers)	428	19.586	16.957	505.375
90328939	Automatic regulating or controlling instruments and apparatus, electrically operated, not elsewhere classified in subheading 903289	22.301	125.887	1.596.091	8.979.124
90328990	Automatic regulating or controlling instruments and apparatus, not elsewhere clasified in subheading 903289, non electrically operated	52.229	269.171	3.149.413	21.062.835

Tabel 3 : Ekspor Indonesia menurut Komoditi (Kode HS 8 digit)

September 2022

Kode H S	Uraian golongan barang	Berat bersih (Kg)		Nilai F.O.B. (U S \$)	
		Bulan ini	Kumulatif	Bulan ini	Kumulatif
		(1)	(2)	(3)	(4)
90329010	Parts & accessories of instruments & apparatus incorporating/working in conjunction with computer,for automatically regulating/controlling the propulsion,ballast/cargo handling systems of ships	21	174	5.207	12.861
90329090	Parts and accessories, not elsewhere classified in subheading 903290	9.460	80.355	411.924	3.235.395
90330000	Parts and accessories (not specified or included elsewhere in this Chapter) for machines, appliances, instruments or apparatus of Chapter 90	34.835	307.854	726.933	8.683.695
91011100	Wrist-watches, electrically operated, whether or not incorporating a stop-watch facility, with mechanical display only	435	3.261	67.856	856.604
91011900	Wrist-watches, electrically operated, whether or not incorporating a stop-watch facility, without mechanical display only	25	287	1.665	576.821
91012100	Wrist-watches, non-electrically operated, whether or not incorporating a stop-watch facility, with automatic winding	33	432	24.780	505.423
91012900	Wrist-watches, non-electrically operated, whether or not incorporating a stop-watch facility, without automatic winding	12	4.626	7.335	26.492
91019100	Pocket-watches and other watches, including stop-watches, with case of precious metal or of metal clad with precious metal, electrically operated	-	2	-	47.601
91019900	Pocket-watches and other watches, including stop-watches, with case of precious metal or of metal clad with precious metal, non-electrically operated	59	1.217	24.742	242.259
91021100	Wrist-watches other than those of heading 9101, electrically operated, whether or not incorporating a stop-watch facility, with mechanical display only	361	2.546	20.885	572.504
91021200	Wrist-watches other than those of heading 9101, electrically operated, whether or not incorporating a stop-watch facility, with opto-electronic display only	277	2.867	15.397	338.030
91021900	Wrist-watches other than those of heading 9101, electrically operated, whether or not incorporating a stop-watch facility, without mechanical or opto-electronic display	4.700	58.582	44.600	484.532
91022100	Wrist-watches other than those of heading 9101, non-electrically operated, whether or not incorporating a stop-watch facility, with automatic winding	8	40	9.312	198.988
91022900	Wrist-watches other than those of heading 9101, non-electrically operated, whether or not incorporating a stop-watch facility, without automatic winding	1.374	3.395	173.277	3.302.753
91029100	Pocket-watches and other watches, including stop-watches, other than those of heading 9101, electrically operated	1	8	14	706
91029900	Pocket-watches and other watches, including stop-watches, other than those of heading 9101, non-electrically operated	465	2.185	137.808	1.444.523
91031000	Clocks with watch movements, excluding clocks of heading 9104, electrically operated	-	0	-	5
91039000	Clocks with watch movements, excluding clocks of heading 9104, non-electrically operated	-	94	-	587
91040010	Instrument panel clocks and clocks of a similar type for vehicles, aircraft, spacecraft or vessels, for vehicles	-	0	-	57
91040090	Instrument panel clocks and clocks of a similar type for vehicles, aircraft, spacecraft or vessels, other than for vehicles	2	6	19.620	19.781
91051100	Alarm clocks, electrically operated	10	61	3	465
91051900	Alarm clocks, non-electrically operated	28	210	3.809	6.399
91052100	Wall clocks, electrically operated	9	1.291	33	15.286
91052900	Wall clocks, non-electrically operated	12	2.729	221	7.978
91059190	Clocks excluding alarm clocks or wall clocks, electrically operated, other than marine chronometers	-	22	-	572
91059990	Clocks excluding alarm clocks or wall clocks, non-electrically operated, other than marine chronometers	-	514	-	906

Tabel 3 : Ekspor Indonesia menurut Komoditi (Kode HS 8 digit)

September 2022

Kode H S	Uraian golongan barang	Berat bersih (Kg)		Nilai F.O.B. (U S \$)	
		Bulan ini	Kumulatif	Bulan ini	Kumulatif
(1)	(2)	(3)	(4)	(5)	(6)
91061000	Time-registers; time-recorders	14.600	142.565	1.031.532	10.111.524
91069090	Time, with clock or watch movement or with synchronous motor, other than time-registers or time-recorders or parking meters	3.851	24.574	446.101	2.770.448
91070000	Time switches with clock or watch movement or with synchronous motor	1.627	17.533	81.876	879.402
91081200	Watch movements, complete and assembled with opto-electronic display only, electrically operated	-	0	-	85
91082000	Watch movements, complete and assembled with automatic winding	478	488	9.318	311.479
91089000	Watch movements, complete and assembled without automatic winding, non-electronic operated	-	2	-	829
91091000	Clock movements, complete and assembled, electrically operated	2	4	70	134
91101100	Complete watch movements, unassembled or partly assembled (movement sets)	-	9	-	59.737
91109000	Complete clock movements, unassembled or partly assembled (movement sets); incomplete clock movements, assembled; rough clock movements	-	33	-	3.712
91112000	Watch cases of base metal, whether or not gold- or silver-plated	-	32	-	749
91118000	Watch cases other than of precious metal or of metal clad with precious metal or of base metal, whether or not gold-or silver-palated	1	2	915	949
91119000	Parts of watch cases	1	15	189	776
91129000	Parts of clock cases and cases of a similar type for other goods of this Chapter	-	5	-	25.459
91131000	Watch straps, watch bands and watch bracelets, and parts thereof, of precious metal or of metal clad with precious metal	-	16	-	1.405
91132000	Watch straps, watch bands and watch bracelets, and parts thereof, of base metal, whether or not gold- or silver-plated	2.250	2.252	220	331
91139000	Watch straps, watch bands and watch bracelets, and parts thereof, other than of precious metal or of metal clad with precious metal or of base metal, whether or not gold- or silver-plated	6.086	8.642	30.853	235.602
91143000	Dials for clock or watch	-	4	-	125
91149000	Parts for clock or watch parts, not else where clasified in heading 91	239	1.452	12.566	57.369
92011000	Upright pianos, including automatic pianos; harpsichords and other keyboard stringed instruments	806.125	7.598.614	7.824.904	70.209.809
92012000	Grand pianos, including automatic pianos; harpsichords and other keyboard stringed instruments	212.102	2.004.033	3.623.345	33.778.428
92019000	Pianos other than upright pianos or grand pianos, including automatic pianos; harpsichords and other keyboard stringed instruments	35	13.732	3.505	19.503
92021000	String musical instruments (for example, guitars, violins, harps), played with a bow	1.100	10.507	336.622	3.008.642
92029000	String musical instruments (for example, guitars, violins, harps), played with other than a bow	180.689	2.396.254	5.027.252	74.092.343
92051000	Brass-wind musical instruments (for example, keyboard pipe organs, accordions, clarinets, trumpets, bagpipes), other than fairground organs and mechanical street organs	7	191	273	5.256
92059010	Keyboard pipe organs; harmoniums and similar keyboard instruments with free metal reeds	-	3.174	-	40.208
92059090	Non brass-wind musical instruments, other than fairground organs and mechanical street organs or keyboard pipe organs, or harmoniums and similar keyboard instruments with free metal reeds	78.033	733.130	4.026.959	34.721.800
92060000	Percussion musical instruments (for example, drums, xylophones, cymbals, castanets, maracas)	220.638	1.796.553	680.100	5.053.194

Tabel 3 : Ekspor Indonesia menurut Komoditi (Kode HS 8 digit)

September 2022

Kode H S	Uraian golongan barang	Berat bersih (Kg)		Nilai F.O.B. (U S \$)	
		Bulan ini	Kumulatif	Bulan ini	Kumulatif
		(1)	(2)	(3)	(4)
92071000	Keyboard instruments, other than accordions, the sound of which is produced, or must be amplified, electrically (for example, organs, guitars)	2.265.438	18.681.668	22.786.417	184.239.231
92079000	Musical instruments excluding keyboard instrument, other than accordions; the sound of which is produced, or must be amplified, electrically (for example, organs, guitars, accordions)	508.448	6.455.538	15.707.912	165.792.097
92081000	Musical boxes	1	888	68	50.069
92089010	Decoy calls of all kinds; whistles, call horns and other mouth-blown sound signalling instruments	139	207	765	1.896
92089090	Fairground organs, mechanical street organs, mechanical singing birds, musical saws and other musical instruments not falling within any other heading of this Chapter	18	1.282	72	18.068
92093000	Musical instrument strings	601	3.952	46.937	351.215
92099110	Strung backs, keyboards and metal frames for upright pianos	144.817	1.353.362	977.576	8.719.174
92099190	Parts and accessories for pianos other than strung backs, keyboards and metal frames for upright pianos	149.157	1.149.087	1.116.037	9.132.927
92099200	Parts and accessories for other musical instruments (for example guitars, violins, harps)	275	3.855	18.305	181.220
92099400	Parts and accessories for the musical instruments, the sound of which is produced, or must be amplified, electrically (for example, organs, guitars, accordions)	266.004	2.352.362	2.076.000	18.048.576
92099900	Metronomes, tuning forks and pitch pipes of all kinds; - Of watches ; - - Parts and accessories for pianos	70.343	528.587	1.646.165	13.374.267
93011000	Artillery weapons (for example, guns, howitzers and mortars)	-	56	-	25.058
93019000	Military weapons, other than revolvers, pistols and the arms of heading 9307, 930110,930120	374	392	207.898	220.268
93039090	Very pistols and other devices designed to project only signal flares, pistols and revolvers for firing blank ammunition, captive- bolt humane killers, line-throwing guns	-	1	-	50
93040010	Air guns, operating at a pressure of less than 7 kgf/cm ²	-	3	-	88
93051000	Parts and accessories of revolvers or pistols	-	11	-	456
93059190	Parts and accessories military weapons of heading 9301; Of other than leather or of textile material	19	19	2.552	2.552
93059919	Parts and accessories of goods of subheading 93040090; Of oth than leather or of textile material	37	79	1.170	4.339
93059999	Parts and accessories of oth than leather or textile material for articles headings 9303 to 9304 (excl subhead 93040090 and shotguns or rifles of heading 9303)	-	363	-	29.171
93062100	Shotgun cartridges	-	5	-	113
93062900	Parts thereof Shotgun; air gun pellets	-	851	-	83.761
93063099	Cartridges for munition of war&parts thereof oth than for revolver&pistols/for riveting/captive-bolt humane killers/sporting,hunting/target-shooting guns,rifles&carbines,oth than shotguns/22 calibre	345	345	15.000	15.038
93069010	Bombs, grenades, torpedoes, mines, missiles and similar munitions of war and parts thereof	-	3.987	-	96.843
93069090	other ammunition and projectiles and parts thereof, including shot and cartridge wads	-	39.696	-	1.121.681
93070000	Swords, cutlasses, bayonets, lances and similar arms and parts thereof and scabbards and sheaths therefor	-	1.047	-	33.877
94011000	Seats of a kind used for aircraft, whether or not convertible into beds	-	441	-	9.447
94012010	Seats of a kind used for vehicles of heading 8702, 8703 or 8704, whether or not convertible into beds	11.969	52.723	117.178	539.137
94012090	Seats of a kind used for vehicles other than of heading 8702, 8703 or 8704, whether or not convertible into beds	3.204	53.463	106.523	1.181.757
94013100	Swivel seats with variable height adjustment of wood, whether or not convertible into beds	86	2.000	2.605	21.474
94013900	Swivel seats with variable height adjustment of other than wood, whether or not convertible into beds	9.940	22.666	82.907	189.263

Tabel 3 : Ekspor Indonesia menurut Komoditi (Kode HS 8 digit)

September 2022

Kode H S	Uraian golongan barang	Berat bersih (Kg)		Nilai F.O.B. (U S \$)	
		Bulan ini	Kumulatif	Bulan ini	Kumulatif
		(1)	(2)	(3)	(4)
94014100	Seats other than garden seats or camping equipment, convertible into beds; of wood	41.669	41.719	44.783	44.900
94014900	Seats other than garden seats or camping equipment, convertible into beds; of other than wood	3.620	57.768	14.146	215.827
94015200	Seat of bamboo	1.095	20.768	1.964	83.906
94015300	Seat of rattan	671.290	9.158.391	5.010.652	65.562.697
94015900	Seats of cane, osier, or similar materials but other than bamboo or rattan	66.420	2.178.803	996.153	29.552.967
94016100	Seats, with wooden frames ; upholstered	340.247	5.294.947	2.989.260	39.431.466
94016910	Seats, with wooden frames ; With backrest and/or the seat made of rattan	305.812	3.783.037	1.895.730	23.852.061
94016990	Seats, with wooden frames ; With backrest and/or the seat made of other than rattan	5.244.510	63.400.371	33.288.103	384.088.475
94017100	Other seats, with metal frames; upholstered	196.904	2.168.424	1.964.299	25.166.169
94017910	Other seats, with metal frames; With backrest and/or the seat made of rattan	143.279	1.546.149	944.603	9.655.713
94017990	Other seats, with metal frames; With backrest and/or the seat made of other than rattan	551.960	4.647.679	4.062.127	44.839.119
94018000	seats, with frames other than of metal or wood	80.283	1.440.715	1.025.263	15.965.788
94019100	Seats parts of wood	45.164	355.291	233.736	1.789.314
94019910	Part of seats of subheading 94011000	8.096	34.398	67.694	319.088
94019921	Part seats ; headrest stiffeners and armrests for seats of subheading 94012010	408	252.344	8.246	1.464.129
94019929	Part seats of subheading 940120 ; other than headrest stiffeners and armrests for seats of subheading 94012010	304.558	3.355.001	1.561.904	21.436.802
94019930	Part of seats of subheading 94013100 and 94013900	-	4.097	-	26.800
94019991	Seats Part of plastic for subheading 940141 to 940180	107.592	1.566.561	817.878	14.610.784
94019999	Seats Part of other than plastic for subheading 940141 to 940180	47.364	1.146.610	173.895	4.269.513
94021010	Dentists' chairs and parts thereof, having rotating as well as both reclining and elevating movements	-	745	-	154.708
94021030	Barbers' or similar chairs and parts thereof, having rotating as well as both reclining and elevating movements	664	2.798	2.543	9.408
94029011	Commodes furniture, Furniture specially designed for medical, surgical or veterinary purposes	-	5.540	-	44.637
94029014	Examination tables, Furniture specially designed for medical, surgical or veterinary purposes	-	30	-	80
94029015	Hospital beds, Furniture specially designed for medical, surgical or veterinary purposes	221.830	874.482	1.248.568	5.521.973
94029019	Furniture specially designed for medical, surgical or veterinary purposes ; other than operating table, examination tables, hospital beds or commodes	578	248.494	4.694	2.388.530
94029090	Parts thereof ; furniture specially designed for medical, surgical or veterinary purposes	65.846	1.220.768	521.004	6.863.832
94031000	Metal furniture of a kind used in offices	86.980	1.195.789	778.590	10.501.223
94032010	Fume cupboards of metal	113.147	542.949	263.293	2.346.897
94032090	Metal furniture other than fume cupboards, not used in offices	770.338	9.735.010	5.680.198	62.017.677
94033000	Wooden furniture of a kind used in offices	730.226	6.499.655	2.353.736	19.415.679
94034000	Wooden furniture of a kind used in the kitchen	3.076.627	29.170.539	6.810.684	68.878.656
94035000	Wooden furniture of a kind used in the bedroom	4.211.640	44.808.981	18.312.895	185.597.655
94036010	Fume cupboards of wood, not used in offices or kitchen or bedroom	549.481	6.427.723	1.605.069	22.764.469
94036090	Wooden furniture other than fume cupboards of wood, not used in offices or kitchen or bedroom	19.940.261	195.895.535	78.296.727	769.095.715
94037010	Baby walkers of plastics	1.400	2.068	4.041	7.737
94037020	Fume cupboards of plastics	0	0	3	3
94037090	Furniture of plastics other than baby walkers and fume cupboards	182.101	1.746.505	1.427.548	16.272.912
94038200	Furniture of bamboo	22.915	467.539	46.463	1.007.223
94038300	Furniture of rattan	358.230	4.146.392	2.385.012	30.173.120

Tabel 3 : Ekspor Indonesia menurut Komoditi (Kode HS 8 digit)

September 2022

Kode H S	Uraian golongan barang	Berat bersih (Kg)		Nilai F.O.B. (U S \$)	
		Bulan ini	Kumulatif	Bulan ini	Kumulatif
		(1)	(2)	(3)	(4)
94038910	Fume cupboards of other materials, including cane, osier, or similar materials	3.283	15.282	14.624	78.839
94038990	Furniture other than fume cupboards, of other materials, including cane, osier, or similar materials	180.567	2.780.594	2.282.964	26.540.487
94039100	Parts of furniture of wood	900.710	4.622.550	2.594.368	14.963.810
94039910	Parts of baby walkers of plastics	26	10.305	689	68.119
94039990	Parts of furniture other than baby walkers of plastics, excluding of wood	75.119	3.315.497	426.751	11.830.086
94041000	Mattress supports	197.950	1.153.320	825.946	4.614.732
94042110	Mattresses of cellular rubber, whether or not covered	1.815.312	6.243.368	7.802.769	28.238.393
94042120	Mattresses of cellular plastics, whether or not covered	3.108.965	31.173.916	14.003.138	136.566.700
94042910	Spring mattresses	865.997	25.433.974	2.388.059	72.840.889
94042920	Mattresses hyperthermia/hypothermia type, of other materials excluding cellular rubber or plastics, other than spring mattresses	28	267	50	3.488
94042990	Mattresses of other materials excluding cellular rubber or plastics, other than spring mattresses or huperthemia/hypothemia type	1.233.000	10.166.090	4.395.338	33.568.947
94043000	Sleeping bags	5.976	25.621	174.817	657.627
94044000	Quilts, bedspreads, eiderdowns and duvets (comforters)	7.378	68.464	79.672	593.197
94049000	Articles of bedding&similar furnishing excl mattresses,sleeping bag,quilts,eiderdown&duvets,fitted with spings/stuffed/internally fitted w/ any material/of cellular rubber/plastics,whether/not covered	192.563	2.415.302	2.328.022	27.289.597
94051110	Luminaires for operating rooms, designed for use solely with light-emitting diode (LED) light sources	34	35	2.723	2.792
94051191	Spotlights, designed for use solely with LED light sources, not used for lighting public open spaces or thoroughfares	-	1.703	-	6.854
94051199	Chandelier&oth electric ceiling/wall lighting fitting,excl those of used for lighting public open space/thoroughfare,used for solely w/ LED light source,oth than luminaire for operating room/spotlight	256.952	1.139.217	1.615.922	7.309.596
94051991	Spotlights, designed for use not with LED light sources, not used for lighting public open spaces or thoroughfares	-	13.002	-	44.563
94051992	Luminaires with fluorecent lamps, designed for use not with LED light sources, not used for lighting public open spaces or thoroughfares	-	106	-	575
94051999	Chandelier&oth electric ceiling/wall lighting fitting,excl those of used for lighting public open space/thoroughfare,not w/ LED light source, oth than luminaire for operating room/spotlight/luminaires w/ fluorescent lamp	15.569	953.600	107.027	5.043.872
94052110	Electric table, desks, bedside or floor-standing luminaires for operating rooms, designed for use solely with light-emiting diode (LED) light sources	-	214	-	84.906
94052190	Electric table, desks, bedside or floor-standing luminaires not for operating rooms, designed for use solely with light-emiting diode (LED) light sources	11.660	52.900	87.034	354.435
94052990	Electric table, desks, bedside or floor-standing luminaires not for operating rooms, designed for use not solely with light-emiting diode (LED) light sources	1.060	95.075	18.303	769.129
94053100	Lighting strings of a kind used for Christmas trees, designed for use solely with light-emitting diode (LED) light sources	-	33	-	146
94053900	Lighting strings of a kind used for Christmas trees, designed for use not with light-emitting diode (LED) light sources	31	72.350	192	545.656
94054110	Searchlights, photovoltaic, designed for use solely with light-emitting diode (LED) light sources	-	34	-	2.712
94054120	Spotlights other than searchlight, photovoltaic, designed for use solely with light-emitting diode (LED) light sources	-	7	-	487

Tabel 3 : Ekspor Indonesia menurut Komoditi (Kode HS 8 digit)

September 2022

Kode H S	Uraian golongan barang	Berat bersih (Kg)		Nilai F.O.B. (U S \$)	
		Bulan ini	Kumulatif	Bulan ini	Kumulatif
(1)	(2)	(3)	(4)	(5)	(6)
94054130	Non-flashing aerodrome beacons; lamps for railway rolling stock, locomotives, aircraft, ships or lighthouses, of base metal, photovoltaic, designed for use solely with LED light sources	-	1.300	-	3.666
94054140	Electric luminaire&lighting fitting,used for lighting public open spaces/thoroughfares;oth exterior lighting,oth than HS 94054110-94054130	14.356	940.611	79.415	2.992.450
94054190	Electric luminaires and lighting fittings, photovoltaic, designed for use solely with LED light sources, n.e.c in subheading 940541	9.890	43.180	132.598	496.958
94054220	Spotlights other than searchlight, non photovoltaic, designed for use solely with light-emitting diode (LED) light sources	-	23	-	227
94054240	Pilot lamps with fittings for electro-thermic domestic appliances of heading 8516; non photovoltaic, designed for use solely with LED light sources	26.479	132.604	234.949	1.566.885
94054250	Electric luminaire&lighting fitting,used for lighting public open spaces/thoroughfares, non photovoltaic, designed for use solely with LED light source; other than HS 94054210-94054240	137	144	3.263	3.365
94054260	Exterior lighting, of a kind not used for lighting public open spaces/throughfares; non photovoltaic, designed for use solely with LED light sources	2.168	20.231	51.715	458.153
94054290	Electric luminaires & lighting fittings, non photovoltaic, designed for use solely with LED light sources, n.e.c. subheading 940542	2.421	12.076	83.446	491.939
94054910	Searchlights, designed for use not only with with light-emitting diode (LED) light sources	-	10.593	-	83.540
94054920	Spotlights other than searchlights, designed for use not only with with light-emitting diode (LED) light sources	-	8.874	-	180.891
94054940	Pilot lamps with fittings for electro-thermic domestic appliances of heading 8516; designed for use not only with with light-emitting diode (LED) light sources	25.675	1.515.497	518.774	20.817.965
94054950	Electric luminaires & lighting fitting,used for lighting public open spaces/thoroughfares, designed for use not only with LED light sources; other than HS 94054910-94054940	1	10.705	17	188.558
94054960	Exterior lighting, of a kind not used for lighting public open spaces/throughfares; designed for use not only with LED light sources	-	167.584	-	874.004
94054990	Electric luminaires & lighting fittings, designed for use not only with LED light sources, other than n.e.c subheading 940549	21.434	421.288	329.472	4.601.341
94055011	Non-electrical luminaires and lighting fittings, of oil-burning type, of brass of a kind used for religious rites	785	7.395	16.247	109.124
94055019	Non-electrical luminaires and lighting fittings, of oil-burning type, of other than brass of a kind used for religious rites	-	2.829	-	19.112
94055040	Hurricane lamps, non-electric	-	10.364	-	44.605
94055050	Miners' lamps and quarrymen's lamps, non-electrical	-	166	-	1.340
94055090	Non-electrical luminaires and lighting fittings, other of oil-burning type or hurricane lamps or miners' lamps and quarrymen's lamps	3.260	29.544	20.885	263.691
94056110	Warning signs, street name signs, road and traffic signs, designed for use solely with LED light sources	1	1	7	8
94056190	Illuminated signs, illuminated name-plates and the like, designed for use solely with LED light sources, other than warning signs, street name signs, road and traffics signs	706	3.026	28.514	120.490
94056910	Warning signs, street name signs, road and traffic signs, designed for use not solely with LED light sources	-	1	-	1
94056990	Illuminated signs, illuminated name-plates and the like, designed for use not solely with LED light sources, other than warning signs, street name signs, road and traffics signs	6.617	31.785	244.226	1.166.672
94059110	Parts for luminaires for operating rooms of glass	-	60	-	4.900

Tabel 3 : Ekspor Indonesia menurut Komoditi (Kode HS 8 digit)

September 2022

Kode H S	Uraian golongan barang	Berat bersih (Kg)		Nilai F.O.B. (U S \$)	
		Bulan ini	Kumulatif	Bulan ini	Kumulatif
(1)	(2)	(3)	(4)	(5)	(6)
94059140	Parts for globes or chimneys of glass	55	690	50	3.117
94059190	Parts for luminaires and lighting fittings of glass, other than for luminaires for operating rooms or spotlights or globes or chimneys, or searchlights	0	4.086	7	134.915
94059210	Parts for luminaires for operating rooms of plastics	58	234	2.200	8.800
94059220	Parts for spotlights of plastics	-	8	-	184
94059290	Parts for luminaires and lighting fittings of plastics, other than for luminaires for operating rooms or spotlights or searchlights	1.752	24.836	3.238	188.034
94059910	Parts for lampshades of textile material	242	3.125	5.316	35.318
94059920	Parts for lampshades of other material	4.069	54.738	41.329	551.017
94059930	Parts of luminaires of subheading 94055011 or 94055019, of other materials excluding glass or plastics	-	445	-	22.228
94059940	Parts for searchlights or spotlights, of other materials excluding glass or plastics	1.016	3.419	79.696	243.941
94059950	Parts for luminaires and lighting fittings, other than lampshades or luminaires of subheading 94055011 or 94055019 or searchlights or spotlights; of ceramic or of metal	1.758	7.135	8.247	138.409
94059990	Parts for luminaires & lighting fittings, oth than lampshade/luminaire of subhead 94055011 or 94055019/searchlight/spotlight; of oth matherials excluding glass/plastics/ceramic/metal	35.968	226.877	345.166	2.350.912
94061090	Greenhouses of wood not fitted with mechanical or thermal equipment	52.321	813.053	41.060	1.762.445
94062090	Greenhouses not fitted with mechanical or thermal equipment, modular building units, of steel	77	130	1.508	2.396
94069011	Greenhouses fitted with mechanical or thermal equipment, of iron or of steel	-	55.638	-	188.174
94069012	Greenhouses fitted with mechanical or thermal equipment, of plastics	3.300	3.300	8.700	8.700
94069019	Greenhouses fitted with mechanical or thermal equipment, of any materials other than of iron or of steel or of plastics	16.871	69.938	52.568	179.917
94069020	Prefabricated buildings other than greenhouses fitted with mechanical or thermal equipment, of plastics or of aluminium	5.472	16.044	35.422	123.400
94069030	Prefabricated buildings other than greenhouses fitted with mechanical or thermal equipment, of iron or of steel	3.928	231.374	18.765	1.266.599
94069040	Prefabricated buildings other than greenhouses fitted with mechanical or thermal equipment, of cement, of concrete or of artificial stone	37.993	550.630	201.725	598.741
94069090	Prefabricated buildings oth than greenhouses fitted with mechanical or thermal equipment, of any materials other than plastics or aluminium or iron or steel or cement or concrete or artificial stone	67.867	594.032	124.207	1.065.930
95030010	Tricycles, scooters, pedal cars and similar wheeled toys; dolls' carriages	764	1.134.557	23.534	6.908.011
95030021	Dolls, whether or not dressed	1.400.091	17.128.096	15.696.462	184.679.592
95030022	Garments and garment accessories; footwear and headgear for dolls	4.572	33.987	375.295	1.913.170
95030029	Parts and accessories for dolls other than garments and garment accessories; footwear and headgear	20.010	217.593	204.752	2.315.848
95030030	Electric trains, including tracks, signals and other accessories therefor	228	2.018	9.070	51.117
95030040	Reduced size ("scale") models and similar recreational models, working or not	232.186	2.660.072	3.951.084	39.125.150
95030050	Construction sets and constructional toys, other than electric trains or reduced size ("scale") models, of materials other than plastics	1.590	16.979	29.670	264.402
95030060	Stuffed toys representing animals or non-human creatures	1.409.499	10.824.663	19.466.704	147.541.083
95030070	Puzzles of all kinds	6.732	120.464	55.122	824.247

Tabel 3 : Ekspor Indonesia menurut Komoditi (Kode HS 8 digit)

September 2022

Kode H S	Uraian golongan barang	Berat bersih (Kg)		Nilai F.O.B. (U S \$)	
		Bulan ini	Kumulatif	Bulan ini	Kumulatif
		(1)	(2)	(3)	(4)
95030080	Portable interactive electronic educational devices primarily designed for children	-	5	-	104
95030091	Numerical, alphabetical or animal blocks or cut-outs; word builder sets; word making and talking sets; toy printing sets; toy counting frames (abaci); toy sewing machines; toy typewriters	123.493	1.441.909	715.533	9.485.423
95030094	Toys, of rubber, other than HS 95030091-95030093	1.803	10.479	40.071	254.380
95030099	Toys not elsewhere classified in 9503	897.977	6.739.336	6.826.523	49.284.148
95042020	Tables for billiards of all kinds	450	16.922	200	18.182
95042030	Billiard chucks	2.350	11.041	33.360	159.695
95042090	Articles and accessories for billiards of all kinds other than tables or chucks	1.292	3.897	52.040	218.541
95043030	Games of chance that immediately return a monetary award; parts and accessories thereof	1	26	10	433
95043040	Pintables or slot machines other than games of chance, operated by coins, banknotes, bank cards, tokens or by any other means of payment, other than automatic bowling alley equipment	1	1	10	10
95043050	Games operated by coin, banknote, bank card, tokens or by any other means of payment, oth than auto bowling alley equipment; oth than game of chance/ pintables/slot machine, parts of wood, paper or plastic	-	10	-	1.665
95043090	Games, operated by coins, banknotes, bank cards, tokens or by any other means of payment, other than games of chance or pintables/slot machines, parts of wood, paper or plastics	34.662	234.921	763.279	3.617.903
95044000	Playing cards	367	8.091	5.332	463.265
95045010	Video game consoles and machines, other than those of subheading 950430, of a kind used with a television receiver	40	2.947	560	6.054
95045090	Video game consoles and machines, other than those of subheading 950430, of a kind used not with a television receiver	202	1.755	16.874	203.930
95049010	Bowling requisites of all kinds	-	862	-	6.350
95049021	Darts and parts and accessories therefor, of wood, of paper or of plastics	23	24	100	141
95049029	Darts and parts and accessories therefor, of other than wood or paper or plastics	-	282	-	23.200
95049032	Tables designed for use with casino games, of wood or of plastics	7	146	116	1.500
95049033	Tables designed for use with casino games, of other than wood or plastics	-	4	-	10
95049036	Gambling equipment and paraphernalia other than tables designed for use with casino games or mahjong tiles, of wood, of paper or of plastics	-	9	-	13
95049039	Gambling equipment and paraphernalia other than tables designed for use with casino games or mahjong tiles, of other than wood or paper or plastics	2	540	98	43.276
95049092	Tables designed for games, of wood or of plastics	13.168	39.704	71.519	232.280
95049093	Tables designed for games, of other than wood or plastics	-	70	-	1.839
95049095	Parlour games, of wood, or of paper or of plastics	-	80	-	7.474
95049099	Parlour games, of materials other than wood, or paper or plastics	43.880	707.813	229.522	1.965.156
95051000	Articles for Christmas festivities	158.589	1.814.059	633.692	11.838.212
95059000	Festive, carnival or other entertainment articles, including conjuring tricks and novelty jokes other than for Christmas	64	365.648	2.268	1.623.719
95061100	Snow skis	-	56	-	109
95061900	Snow-ski equipment other than ski-fastenings (ski-bindings)	-	4.699	-	66.295
95062100	Sailboards	80	67.266	670	1.255.168
95062900	Water-skis, surf-boards and other water-sport equipment excluding sailboards	21.652	281.426	670.503	5.029.126
95063100	Golf clubs, complete	135	2.638	46.390	158.459
95063200	Golf balls	340.819	2.855.005	2.730.439	23.040.885
95063900	Golf equipment other than balls	3.437	15.987	26.148	104.761

Tabel 3 : Ekspor Indonesia menurut Komoditi (Kode HS 8 digit)

September 2022

Kode H S	Uraian golongan barang	Berat bersih (Kg)		Nilai F.O.B. (U S \$)	
		Bulan ini	Kumulatif	Bulan ini	Kumulatif
(1)	(2)	(3)	(4)	(5)	(6)
95064010	Tables for table-tennis	0	6.365	21	29.950
95064090	Articles and equipment for table-tennis excluding tables	31	881	1.697	50.378
95065100	Lawn-tennis rackets, whether or not strung	150	912	254	33.956
95065900	Tennis, badminton or similar rackets, whether or not strung excluding lawn-tennis rackets	385	4.960	47.291	323.865
95066100	Lawn-tennis balls	21.262	199.065	211.422	1.922.282
95066200	Inflatable balls	245.736	6.030.113	2.590.052	20.515.716
95066900	Balls, other than golf balls and table-tennis balls excluding lawn-tennis balls or inflatable balls	4.154	43.717	70.404	556.368
95067000	Ice skates and roller skates, including skating boots with skates attached	100	440	3.409	22.211
95069100	Articles and equipment for general physical exercise, gymnastics or athletics	11.619	179.566	973.900	4.599.511
95069910	Bows (including crossbows) and arrows	114	274	3.188	16.745
95069920	Nets, cricket pads and shin guards	1.257	16.715	2.571	346.878
95069930	Shuttlecocks	1.100	7.207	41.482	286.209
95069990	Swimming pools and paddling pools	69.178	746.516	1.029.492	12.374.897
95071000	Fishing rods	30.195	244.736	3.598.116	28.257.089
95072000	Fish-hooks, whether or not snelled	27.210	222.003	1.875.957	14.699.398
95073000	Fishing reels	738	11.356	46.893	335.707
95079000	Line fishing tackle oth than fishing rods,fish-hooks,fishing reels; fish landing nets,butterfly nets&similar nets;decoy "birds" oth than those of heading 9208/9705 &similar hunting/shooting requisites	21.659	232.373	661.610	7.071.683
95081000	Travelling circuses and travelling menageries	4.517	4.517	13.410	13.410
95082100	Amusement park rides; roller coasters	0	18	10	35
95082200	Amusement park rides; carousels, swings and roundabouts	20	428	10	432
95082900	Amusement park rides; other than roller coasters, carousels, swings and roundabouts, dodge'em cars, motion simulators and moving theatres, water rides	-	12.775	-	35.067
95083000	Fairground amusements, including shooting galleries	-	10	-	20
96011090	Worked ivory and articles of ivory; other than cigar or cigarette cases, tobacco jars, ornamental articles	-	904	-	16.037
96019011	Worked mother-of-pearl or tortoise-shell and articles of the foregoing' cigar or cigarette cases, tobacco jars, ornamental articles	21.554	135.895	119.378	897.211
96019019	Worked mother-of-pearl or tortoise-shell and articles of the foregoing; other than cigar or cigarette cases, tobacco jars, ornamental articles, pearl nucleus	22.942	155.667	300.227	2.493.075
96019021	Worked capiz shells and articles of the foregoing; ornamental articles	269	1.000	5.941	18.970
96019029	Worked capiz shells and articles of the foregoing; other than ornamental articles	-	19.436	-	102.122
96019099	Worked bone, horn, antlers, coral &oth animal carving material (excl.ivory,mother-of-pearl,tortoise-shell,capiz shell)&articles thereof; oth than cigar/cigarette cases,tobacco jars,ornamental articles	-	29.929	-	501.165
96020010	Gelatin capsules for pharmaceutical products	75.346	1.362.024	2.139.851	15.601.135
96020020	Cigar or cigarette cases, tobacco jars, ornamental articles from worked vegetable/mineral carving material/of wax, stearin, natural gums/natural resins/modelling pastes & other moulded/carved articles	-	55.785	-	25.902
96020090	Worked vegetable/mineral carving material,moulded/carved articles of wax,stearin,natural gums/natural resins/modelling pastes, worked unhardened gelatin (excl.HS3503)&articles thereof; n.e.c in HS9602	2.813	29.595	84.523	194.026
96031010	Brushes, consisting of twigs or other vegetable materials bound together, with or without handles	12.721	315.106	35.847	209.215
96031020	Brooms, consisting of twigs or other vegetable materials bound together, with or without handles	7.121.767	43.204.597	2.875.782	18.695.854
96032100	Tooth brushes, including dental-plate brushes	36.249	352.730	448.782	4.306.319

Tabel 3 : Ekspor Indonesia menurut Komoditi (Kode HS 8 digit)

September 2022

Kode H S	Uraian golongan barang	Berat bersih (Kg)		Nilai F.O.B. (U S \$)	
		Bulan ini	Kumulatif	Bulan ini	Kumulatif
(1)	(2)	(3)	(4)	(5)	(6)
96032900	Shaving brushes, hair brushes, nail brushes, eyelash brushes and other toilet brushes for use on the person, including such brushes constituting parts of appliances; other than tooth brushes	20.628	277.011	270.683	2.343.522
96033000	Artists' brushes, writing brushes and similar brushes for the application of cosmetics	3.229	8.886	23.369	100.571
96034000	Paint, distemper, varnish or similar brushes (other than brushes of subheading 960330), paint pads and rollers	181.422	2.099.684	1.071.268	10.897.601
96035000	Brushes constituting parts of machines, appliances or vehicles; other than brushes of subheading 96321 to 960340)	239	1.913	2.555	25.082
96039010	Prepared knots and tufts for broom or brush making	96.002	274.547	101.369	394.935
96039020	Hand-operated mechanical floor sweepers, not motorised	3.965	40.551	5.985	97.555
96039040	Brushes; not elsewhere classified in heading 9603	30	6.385	15	52.218
96039090	Brooms (not elsewhere classified in heading 9603), mops and feather dusters, squeegees (other than roller squeegees)	47.765	302.647	136.104	1.185.700
96040010	Hand sieves and hand riddles; of metal	21	21	34	34
96040090	Hand sieves and hand riddles; of material other than metal	82	875	50	2.172
96050000	Travel sets for personal toilet, sewing or shoe or clothes cleaning	1.709	41.300	10.398	212.875
96061010	Press-fasteners, snap-fasteners and press-studs and parts therefor; of plastics	8.318	9.346	19.402	43.272
96061090	Press-fasteners, snap-fasteners and press-studs and parts therefor; of material other than plastics	10.055	13.955	32.187	180.117
96062100	Buttons; of plastics, not covered with textile material	1.667	6.743	40.946	131.082
96062200	Buttons; of base metal, not covered with textile material	41	4.216	3	36.869
96062900	Buttons; of plastics covered with textile material, or of base metal covered with textile material, or of materials other than plastic and base metal	78	69.429	2.031	663.721
96063010	Button moulds and other parts of buttons, button blanks; of plastics	50	63.243	2.029	178.071
96063090	Button moulds and other parts of buttons, button blanks; of material other than plastics	14.445	58.930	495.191	2.060.733
96071100	Slide fasteners; fitted with chain scoops of base metal	80.779	451.953	157.021	1.076.928
96071900	Slide fasteners; not fitted with chain scoops of base metal	22.025	321.612	159.207	3.506.644
96072000	Parts of slide fasteners	1.359.374	12.340.891	8.851.962	84.346.683
96081010	Ball point pens; having a body mainly of plastics	10.976	113.415	200.076	1.986.008
96081090	Ball point pens; other than those having a body mainly of plastics	21.211	282.643	606.341	7.698.257
96082000	Felt tipped and other porous-tipped pens and markers	79.233	671.379	599.866	5.530.161
96083020	Fountain pens	33	2.307	1.104	24.799
96083090	Stylograph pens and other pens (not elsewhere classified in heading 9608)	139	3.673	115.754	806.287
96084000	Propelling or sliding pencils	161	1.370	3.625	37.981
96085000	Sets of articles from two or more of the subheading 960810 to 960840	88	331	1.030	20.330
96086010	Refills for ball point pens, comprising the ball point and ink- reservoir; of plastics	26	152	109	8.409
96086090	Refills for ball point pens, comprising the ball point and ink- reservoir; of materials other than plastics	255	3.315	12.057	171.191
96089110	Pen nibs and nib points; of gold or gold-plated	1	1	33	33
96089190	Pen nibs and nib points; of materials other than gold or gold-plated	12	498	976	31.657
96089910	Duplicating stylos	-	17	-	22
96089991	Parts of ball point pens, not elsewhere classified in heading 9608; of plastics	-	742	-	21.330
96089999	Parts of ball point pens (not elsewhere classified in heading 9608) of materials other than plastic, parts of propelling or sliding pencils, pen-holders, pencil-holders and similar holders	29	1.217	1.168	22.370

Tabel 3 : Ekspor Indonesia menurut Komoditi (Kode HS 8 digit)

September 2022

Kode H S	Uraian golongan barang	Berat bersih (Kg)		Nilai F.O.B. (U S \$)	
		Bulan ini	Kumulatif	Bulan ini	Kumulatif
(1)	(2)	(3)	(4)	(5)	(6)
96091010	Black pencils, with leads encased in a sheath (other than pencils of heading 9608)	52.770	1.399.419	629.998	11.792.126
96091090	Pencils (other than pencils of heading 9608) and crayons, with leads encased in a sheath; other than black pencils	291.326	2.397.736	3.211.686	25.394.331
96092000	Pencil leads, black or coloured	26.121	247.820	142.573	1.372.609
96099010	Slate pencils for school slates	1.355	1.355	2.104	2.104
96099030	Pencils (other than pencils of heading 9608) and crayons, without leads encased in a sheath	-	8.014	-	34.136
96099091	Writing or drawing chalks	132.113	1.142.444	136.605	1.251.575
96099099	Pastels, drawing charcoals, and tailors' chalks	221.838	4.741.946	553.823	10.863.745
96100010	School slates	-	6.924	-	15.387
96100090	Slates and boards, with writing or drawing surfaces, whether or not framed; other than school slates	72.649	768.908	213.631	2.270.470
96110000	Date, sealing, or numbering stamps, and the like (hand operated, incl. devices for printing/embossing labels), hand-operated composing sticks & hand printing sets incorporating such composing sticks	473	1.445	6.325	83.576
96121010	Typewriter or similar ribbons, inked or otherwise prepared for giving impressions, whether or not on spools or in cartridges; of textile fabric	61.173	640.723	1.396.053	14.307.439
96121090	Typewriter or similar ribbons, inked or otherwise prepared for giving impressions, whether or not on spools or in cartridges; of materials other than textile fabric	5.411	44.785	76.290	721.522
96122000	Ink-pads, whether or not inked, with or without boxes	-	24	-	1.349
96131090	Pocket lighters, gas fuelled, non-refillable; of materials other than plastics	-	75	-	632
96132090	Pocket lighters, gas fuelled, refillable; of materials other than plastics	1	36	167	3.142
96138010	Piezo-electric lighters for stoves and ranges	33.755	393.436	187.097	2.133.883
96138090	Lighters, whether or not mechanical or electrical; other than gas fuelled pocket lighters, piezo-electric lighters for stoves and ranges, cigarette lighters or table lighters	-	2	-	17
96139010	Refillable cartridges or other receptacles, which constitute parts of mechanical lighters, containing liquid fuel or liquefied gases	270	12.153	24.858	95.770
96139090	Parts of lighters; other than flints, wicks, refillable cartridges or other receptacles, which constitute parts of mechanical lighters, containing liquid fuel or liquefied gases	1	8.785	5	127.372
96140010	Roughly shaped blocks of wood or root for the manufacture of smoking pipes	-	4	-	99
96140090	Smoking pipes (including pipe bowls) and cigar or cigarette holders, and parts thereof; other than roughly shaped blocks of wood or root for the manufacture of pipes	39	124	378	13.086
96151120	Combs, hair-slides and the like; of hard rubber	372	1.976	2.887	13.046
96151130	Combs, hair-slides and the like; of plastics	522	4.022	2.498	15.734
96151900	Combs, hair-slides and the like; of materials other than hard rubber and plastics	778	7.097	14.927	76.648
96159011	Decorative hair pins; of aluminium	3	95	5	701
96159012	Decorative hair pins; of iron or steel	-	7	-	49
96159013	Decorative hair pins; of plastics	4.505	4.518	4.286	4.903
96159019	Decorative hair pins; of materials other than aluminium, iron or steel, plastics	62	1.054	6.319	27.585
96159021	Parts of combs, hair-slides and the like, hair pins, curling pins, curling grips, hair-curlers and the like, other than those of heading 8516; of plastics	-	239	-	5.330
96159022	Parts of combs, hair-slides and the like, hair pins, curling pins, curling grips, hair-curlers and the like, other than those of heading 8516; of iron or steel	-	32	-	131
96159029	Parts of combs, hair-slides and the like, hair pins, curling pins, curling grips, hair-curlers and the like, other than those of heading 8516; of materials other than plastics, iron/steel, aluminium	-	196	-	1.543

Tabel 3 : Ekspor Indonesia menurut Komoditi (Kode HS 8 digit)

September 2022

Kode H S	Uraian golongan barang	Berat bersih (Kg)		Nilai F.O.B. (U S \$)	
		Bulan ini	Kumulatif	Bulan ini	Kumulatif
(1)	(2)	(3)	(4)	(5)	(6)
96159091	Hair pins (other than decorative), curling pins, curling grips, hair-curlers and the like, other than those of heading 8516; of aluminium	0	1.830	25	25.357
96159092	Hair pins (other than decorative), curling pins, curling grips, hair-curlers and the like, other than those of heading 8516; of iron or steel	-	366	-	1.109
96159093	Hair pins (other than decorative), curling pins, curling grips, hair-curlers and the like, other than those of heading 8516; of plastics	2	158	5	3.017
96159099	Hair pins (other than decorative), curling pins, curling grips, hair-curlers and the like, other than those of heading 8516; of materials other than aluminium, iron or steel, plastics	7	51	217	561
96161010	Scent sprays and similar toilet sprays	-	1.700	-	43.332
96161020	Mounts and heads of scent sprays and similar toilet sprays	21.462	194.626	124.851	1.069.955
96162000	Powder-puffs and pads for the application of cosmetics or toilet preparations	614	18.037	12.014	587.933
96170010	Vacuum flasks and other vacuum vessels, complete	4.213	54.177	11.778	140.337
96170020	Parts vacuum flasks and other vacuum vessels, other than glass inners	123	3.356	6.031	10.836
96180000	Tailors' dummies and other lay figures; automata and other animated displays used for shop window dressing	7.580	38.504	222.367	1.458.476
96190011	Sanitary towels (pads) and tampons, napkins (diapers), napkin liners and similar articles); with an absorbent core of wadding of textile materials; disposable	4.396	119.722	15.152	289.181
96190012	Sanitary towels and tampons; of paper, paper pulp, cellulose wadding or webs of cellulose fibres; disposable	201.015	1.994.987	1.178.632	10.500.808
96190013	Baby napkins and pads for incontinence; of paper, paper pulp, cellulose wadding or webs of cellulose fibres; disposable	2.298.988	20.396.692	6.522.771	55.233.873
96190014	Napkins (diapers), napkin liners and similar articles other than sanitary towels/tampons and baby napkins/pads; of paper, paper pulp, cellulose wadding or webs of cellulose fibres; disposable	19.434	167.473	57.399	529.155
96190019	Sanitary towels (pads) and tampons, napkins (diapers), napkin liners and similar articles); of materials other than paper, paper pulp, cellulose wadding or webs of cellulose fibres; disposable	565.570	4.655.246	1.272.389	10.950.080
96190092	Sanitary towels (pads); not disposable	500	517	326	371
96190093	Sanitary tampons, napkins (diapers), napkin liners and similar articles other than sanitary towels (pads); knitted or crocheted; not disposable	-	565	-	5.022
96190099	Sanitary tampons, napkins (diapers), napkin liners and similar articles other than sanitary towels (pads); not knitted or crocheted; not disposable	8.663	40.938	18.470	407.530
96200010	Monopods, bipods, tripods and similar articles; of plastics	2.226	18.832	48.885	481.082
96200020	Monopods, bipods, tripods and similar articles; of carbon and graphite	-	73	-	3.055
96200030	Monopods, bipods, tripods and similar articles; of iron and steel	3	188	15	1.577
96200040	Monopods, bipods, tripods and similar articles; of aluminium	150	1.882	10.708	114.110
96200050	Monopods, bipods, tripods and similar articles; of wood	210	540	5.831	83.732
96200090	Monopods, bipods, tripods and similar articles; of material other than plastics, carbon and graphite, iron and steel, aluminium, wood	249	2.968	874	37.843
97012100	Paintings, drawings and pastels, executed entirely by hand, other than drawings of heading 4906 and other than hand-painted or hand-decorated manufactured articles; of an age exceeding 100 years	4.824	18.639	55.691	507.971
97012200	Mosaics; of an age exceeding 100 years	4	1.329	97	6.713
97012900	Collages and similar decorative plaques other than mosaics; of an age exceeding 100 years	2.021	12.616	40.207	122.631

Tabel 3 : Ekspor Indonesia menurut Komoditi (Kode HS 8 digit)

September 2022

Kode H S	Uraian golongan barang	Berat bersih (Kg)		Nilai F.O.B. (U S \$)	
		Bulan ini	Kumulatif	Bulan ini	Kumulatif
(1)	(2)	(3)	(4)	(5)	(6)
97019100	Paintings, drawings and pastels, executed entirely by hand, other than drawings of heading 4906 and other than hand-painted or hand-decorated manufactured articles; of an age not exceeding 100 years	2.494	40.759	45.601	939.119
97019200	Mosaics; of an age not exceeding 100 years	-	184	-	41.104
97019900	Collages and similar decorative plaques other than mosaics; of an age not exceeding 100 years	9.986	101.294	98.159	1.031.489
97031000	Original sculpture and statuary, in any material; of an age exceeding 100 years	4	1.227	271	2.540
97039000	Original sculpture and statuary, in any material; of an age not exceeding 100 years	67.333	315.136	102.543	980.025
97040000	Postage or revenue stamps, stamp-postmarks, first-day covers, postal stationery (stamped paper), and the like, used or unused, other than those of heading 4907	1	109	128	7.897
97052200	Collections and collectors' pieces of zoological, botanical, mineralogical, anatomical or paleontological interest; extinct or endangered species and parts thereof	-	4	-	2.200
98014000	Road tractors for semi-trailers of subheading 8701.21; 8701.22; 8701.23; and 8701.29; IKD	-	8	-	14.205
98019020	Motor vehicles for transport of ten or more persons including the driver of subheading 8702.40; four-wheeled or more electric motor vehicle, only with battery electric motor for propulsion; IKD	-	25	-	17.114
98022000	Gear boxes of IKD motor vehicle	-	951	-	28.265
98023000	Drive-axes of IKD motor vehicle	-	3.913	-	20.751
98052000	Vessel's anchor of iron or steel weighing more than 300 kg, of ship, which is included in the tariff heading 7316.00.00	-	60	-	60
98054030	Threaded elbows, curves & sleeves of stainless steel, with an inner diameter of < 15 cm w/ chromium content of 16-18% & nickel of 10%-15%, of ship, which is included in the tariff heading 7307.22.10	-	64	-	88
98054070	Tees and reducers, with an inner diameter of less than 15 cm, containing by weight 16% to 18% of chromium and 10%-15% of nickel, of ship, which is included in the tariff heading 7307.29.10	-	1	-	132
98054080	Tees and reducers, with an inner diameter of ≥ 15 cm, containing by weight 16% to 18% of chromium and 10% to 15% of nickel, of ship, which is included in the tariff heading 7307.29.90	-	117	-	2.264
98061000	Pipe of copper-zinc base alloys (brass), of ship, which is included in tariff heading 7411.21.00	150	150	212	212
98084000	Gear boxes for vessels, which is included in tariff heading 8483.40.20	-	54	-	1.050
98085000	Mechanical seals on shafts bars used in vessels, which is included in tariff heading 8484.20.00	-	2	-	1.305
98086000	Blades and propellers used on vessels, not equipped with electrical connectors, insulators, coils, contacts or other electrical parts, which is included in tariff heading 8487.10.00	-	60	-	19.678
98087320	Blowers use in vessels with a capacity > 125 kW, which is included in tariff heading 8414.59.50	-	1	-	324
98087330	Compressor used for supplying pressurized air required in vessels, which is included in tariff heading 8414.80.49	-	15	-	60
98087410	Machine for purifying seawater by distillation method, electrically operated which is included in tariff heading 8419.40.10	-	90	-	36.000
98087520	Oil filter for vessel's engines, which is included in tariff heading 8421.23.91	-	20	-	265
98087850	Manually operated butterfly valve of cast iron with an internal diameter of 8 cm or more, of ship, which is included in tariff heading 8481.80.62	-	202	-	1.316

Tabel 3 : Ekspor Indonesia menurut Komoditi (Kode HS 8 digit)

September 2022

Kode H S	Uraian golongan barang	Berat bersih (Kg)		Nilai F.O.B. (U S \$)	
		Bulan ini	Kumulatif	Bulan ini	Kumulatif
(1)	(2)	(3)	(4)	(5)	(6)
98087870	Gate valves, manually operated, of iron or steel, having inlet and outlet internal diameters of > 5 cm but ≤ 40 cm, of ship, which is included in tariff heading 8481.80.73	-	9	-	1.118
98095310	AC generator with an output ≤ 12.5 kVA, of ship, which is included in the tariff heading 8501.61.10	7.250	7.250	98.641	98.641
98096020	Diesel generating set with an output > 75 kVA but ≤ 125 kVA, of ship, which is included in the tariff heading 8502.12.10	-	15.170	-	6.200
98097040	Apparatus for sending message or command from the bridge to the vessel's engine room, operated electrically, which is included in the tariff heading 8531.80.90	-	2	-	70
98102000	Emergency safety equipment consisting of masks, tubes and hoses, of ship, which is included in tariff heading 9020.00.90	38	45	140	583
98104020	Gas detection system operated automatically to cut off all gas supply in vessel, which is included in tariff heading 9032.89.39	-	3	-	740
98111000	Engine holder used as vibration damper for vessel's engine, made of plastic, which is included in the tariff heading 3926.90.99	-	73	-	3.413
99012000	Application software	-	0	-	22
99013000	Multimedia (audio, video or audio visual)	14	108	315	1.524
99991000	Postal packages n.c.a.k	54.342	598.687	1.280.674	14.744.003
Total Ekspor		60.995.692.132	474.430.473.566	24.777.175.554	219.328.763.138

Sumber : dokumen PEB dan non PEB, diolah

Tabel 4. Ekspor Indonesia menurut Negara Tujuan

September 2022

Kode Negara	Negara Tujuan	Berat bersih / Net weight (Kg)		Nilai / Value F.O.B. (U S \$)	
		Bulan ini	Kumulatif	Bulan ini	Kumulatif
(1)	(2)	(3)	(4)	(5)	(6)
JP	JAPAN	3.016.929.979	28.346.740.628	2.149.048.143	18.414.023.145
HK	HONG KONG	638.845.723	4.240.959.885	317.787.130	2.317.255.751
KP	KOREA, DEM. PEOPLE'S REP.	0	329	0	3.041
KR	KOREA, REPUBLIC OF	3.520.659.676	26.415.409.429	1.121.892.699	9.722.406.941
TW	TAIWAN	1.931.164.267	17.935.495.068	712.292.445	6.754.726.062
CN	CHINA	26.201.791.896	154.614.506.799	6.367.070.672	46.889.541.585
MN	MONGOLIA	439.036	2.683.571	1.291.449	10.465.034
MO	MACAU	5.382	521.887	96.460	1.987.825
PG	PAPUA NEW GUINEA	16.424.801	209.696.871	23.151.461	186.940.630
TH	THAILAND	1.559.746.981	15.105.031.697	646.225.342	6.353.544.572
SG	SINGAPORE	1.386.053.016	14.085.183.469	1.036.829.504	11.208.269.047
PH	PHILIPPINES	3.103.538.428	26.630.244.403	1.273.721.959	9.570.645.165
MY	MALAYSIA	2.744.205.211	26.518.213.896	1.243.657.801	12.136.610.315
MM	MYANMAR	66.213.718	518.491.099	68.487.895	688.415.007
KH	CAMBODIA	116.671.895	1.513.322.141	47.015.488	530.488.327
BN	BRUNEI DARUSSALAM	74.697.221	976.148.280	14.964.226	173.423.033
LA	LAO PEOPLE'S DEM. REP.	71.299	821.832	406.506	24.435.981
NP	NEPAL	1.538.565	9.239.969	1.605.393	14.093.699
BT	BHUTAN	84.787	334.858	20.637.767	21.976.712
VN	VIET NAM	1.285.841.083	11.654.652.103	705.890.780	6.165.959.708
MV	MALDIVES	1.242.547	73.466.336	3.018.058	29.829.462
IN	INDIA	8.435.379.569	97.261.479.869	1.749.180.642	17.938.878.598
PK	PAKISTAN	582.486.167	6.207.813.316	205.170.894	3.195.227.023
BD	BANGLADESH	1.718.104.768	9.793.524.215	450.446.567	2.893.716.689
LK	SRI LANKA	7.127.977	527.865.173	12.891.303	206.282.468
AF	AFGHANISTAN	936.450	5.625.655	1.986.931	10.628.213
IQ	IRAQ	21.821.418	257.647.434	18.426.831	283.807.094
IR	IRAN (ISLAMIC REPUBLIC OF)	24.643.580	149.505.286	21.191.729	194.611.688
SA	SAUDI ARABIA	102.836.679	737.036.611	155.131.380	1.482.388.035
IL	ISRAEL	11.166.577	61.268.144	17.240.927	132.875.241
KW	KUWAIT	6.591.609	44.621.803	15.931.693	123.600.362
JO	JORDAN	8.380.259	70.170.665	55.332.434	452.775.396
LB	LEBANON	3.975.725	42.575.326	6.461.554	55.292.543
PS	PALESTINA	32.880	205.034	102.435	682.526
YE	YEMEN	8.682.640	60.673.934	12.200.777	77.307.334
OM	OMAN	20.602.190	327.338.175	28.271.087	358.569.974
SY	SYRIA ARAB REPUBLIC	396.328	3.103.255	520.507	5.572.072
TR	TURKEY	99.994.055	976.548.843	128.496.852	1.562.014.284
AE	UNITED ARAB EMIRATES	115.882.264	689.944.688	197.602.279	1.659.266.709
QA	QATAR	4.394.384	52.189.407	12.052.353	157.831.785
BH	BAHRAIN	1.388.710	15.089.010	2.643.759	32.923.363
CY	CYPRUS	758.812	5.294.832	1.300.566	9.765.742
EG	EGYPT	59.815.136	807.287.697	81.115.620	1.118.290.810
LY	LIBYAN ARAB JAMAHIRIYA	1.531.904	10.001.362	2.118.650	32.839.302
MA	MOROCCO	1.931.744	69.545.304	6.107.933	125.802.447
TN	TUNISIA	486.354	97.105.847	1.528.949	128.229.123
DZ	ALGERIA	23.315.680	146.304.511	30.809.639	216.662.562
SD	SUDAN	10.080.865	60.598.834	11.967.640	97.107.141
ER	ERITREA	212	300.998	50.290	384.945
NA	NAMIBIA	123.680	1.253.370	340.727	4.620.880
ET	ETHIOPIA	3.150.970	20.965.865	4.783.711	37.469.855
TZ	TANZANIA, UNITED REP. OF	16.071.791	145.256.370	16.476.891	220.442.533
MG	MADAGASCAR	10.198.134	44.412.712	11.378.516	49.401.315
SO	SOMALIA	9.196.770	36.683.316	13.349.433	74.291.144
KE	KENYA	42.524.911	219.016.407	32.823.919	265.896.614
RE	REUNION	685.891	5.225.037	1.155.703	9.252.568
MZ	MOZAMBIQUE	20.983.081	71.714.012	13.112.913	75.109.169
BW	BOTSWANA	24.150	719.354	26.377	3.766.934
GQ	EQUATORIAL GUINEA	1.327.811	7.063.094	1.498.161	9.597.983
TG	TOGO	22.336.992	123.516.089	23.049.283	176.962.036
GH	GHANA	9.350.084	101.249.844	12.339.972	142.473.709
LR	LIBERIA	13.783.182	34.567.610	12.994.332	41.349.816

Tabel 4. Ekspor Indonesia menurut Negara Tujuan

September 2022

Kode Negara	Negara Tujuan	Berat bersih / Net weight (Kg)		Nilai / Value F.O.B. (U S \$)	
		Bulan ini	Kumulatif	Bulan ini	Kumulatif
(1)	(2)	(3)	(4)	(5)	(6)
GN	GUINEA	815.931	11.297.028	1.658.125	27.464.699
AO	ANGOLA	37.997.283	173.857.267	44.225.387	240.246.952
CG	CONGO	4.721.929	34.271.837	5.376.562	47.513.085
CM	CAMEROON	2.508.701	18.680.144	3.788.502	30.039.429
NG	NIGERIA	21.885.903	210.345.309	38.125.073	355.545.614
SL	SIERRA LEONE	898.809	6.876.559	1.547.859	9.629.044
GA	GABON	436.521	2.285.287	1.302.827	6.869.441
CI	COTE D'IVOIRE	10.698.600	46.567.574	15.920.542	67.383.694
SN	SENEGAL	12.746.110	98.556.370	15.364.523	556.565.003
MR	MAURITANIA	11.787.455	95.675.048	36.871.616	201.306.543
ML	MALI	71.063	1.765.923	257.114	6.914.454
BJ	BENIN	19.771.228	100.987.731	22.737.095	136.537.121
BF	BURKINA FASO	399.649	2.719.259	2.121.406	13.344.445
GW	GUINEA BISSAU	-	130.204	-	203.362
GM	GAMBIA	6.473.348	24.297.017	7.322.018	34.669.083
SC	SEYCHELLES	76.674	925.821	190.162	2.802.918
UG	UGANDA	591.314	3.004.783	2.406.543	8.255.809
CF	CENTRAL AFRICAN REPUBLIC	7.546	1.281.877	88.904	2.839.406
NE	NIGER	185.475	2.894.588	373.736	6.422.001
TD	CHAD	69.621	81.002	159.516	1.309.210
DJ	DJIBOUTI	26.369.126	170.335.882	28.684.680	226.769.523
SH	SAINT HELENA	-	11.025	-	24.034
ST	SAO TOME AND PRINCIPE	143.802	820.399	190.066	1.160.749
SZ	SWAZILAND	40.944	377.660	310.012	3.336.428
ZA	SOUTH AFRICA	22.353.247	479.489.008	65.164.838	865.607.343
ZW	ZIMBABWE	25.031	1.529.973	162.556	3.782.729
ZM	ZAMBIA	26.093	940.215	408.150	2.631.240
MW	MALAWI	837.352	6.267.801	1.474.392	8.393.506
KM	COMOROS	231.947	2.991.355	307.929	4.080.992
BI	BURUNDI	-	127.885	-	507.533
MU	MAURITIUS	46.429.761	288.708.172	8.495.231	50.880.449
RW	RWANDA	-	565.291	-	537.239
YT	MAYOTTE	405.624	2.037.788	324.042	1.950.516
CD	DEMOCRATIC REP. OF THE CONGO	2.109.165	8.891.443	3.563.995	17.665.796
AU	AUSTRALIA	184.480.941	2.050.768.415	259.131.761	2.603.575.730
NZ	NEW ZEALAND	206.320.056	1.736.713.012	70.978.000	560.509.075
FM	MICRONESIA, FED. STATES OF	85.314	682.966	100.291	891.071
GU	GUAM	29.739	534.132	84.863	763.632
PW	PALAU	27.436	99.784	64.466	181.634
NR	NAURU	22.582	308.675	61.062	529.914
NC	NEW CALEDONIA	849.602	5.554.736	2.079.566	10.204.158
NU	NIUE	1	24	40	364
MP	NORTHERN MARIANA ISLANDS	37.160	186.570	52.198	311.604
VC	SAINT VINCENT AND THE GRENADINES	25.967	128.847	40.238	317.646
VU	VANUATU	411.257	2.922.566	684.611	4.384.103
WF	WALLIS AND FUTUNA ISLANDS	12.050	199.549	41.362	476.761
IO	BRITISH INDIAN OCEAN TERRITORY	-	190.013	-	384.751
AS	AMERICAN SAMOA	129.134	1.094.818	85.138	1.479.507
CK	COOK ISLANDS	12.747	281.498	31.365	527.663
FJ	FIJI	30.082.342	90.060.339	6.147.745	32.089.871
KI	KIRIBATI	204.614	963.655	383.272	2.137.810
MH	MARSHALL ISLANDS	110.666	4.183.409	286.291	11.328.382
WS	SAMOA	792.029	4.884.109	1.443.213	9.435.409
SB	SOLOMON ISLANDS	1.092.946	7.488.289	1.964.997	13.684.136
TO	TONGA	264.037	1.810.288	473.459	3.210.429
TV	TUVALU	1	15.210	74	34.784
UM	U.S MINOR OUTLYING ISLAND	-	328	-	6.436
TK	TOKELAU	-	43.385	-	85.685
TL	EAST TIMOR	67.438.617	411.459.627	30.768.077	214.416.901
US	UNITED STATES	470.493.179	4.826.023.652	2.113.156.521	21.970.641.233
CA	CANADA	21.213.655	215.779.371	101.939.517	986.536.654
MX	MEXICO	97.774.327	658.886.927	175.950.983	1.290.198.285

Tabel 4. Ekspor Indonesia menurut Negara Tujuan

September 2022

Kode Negara	Negara Tujuan	Berat bersih / Net weight (Kg)		Nilai / Value F.O.B. (U S \$)	
		Bulan ini	Kumulatif	Bulan ini	Kumulatif
(1)	(2)	(3)	(4)	(5)	(6)
GT	GUATEMALA	24.554.704	69.129.060	19.352.918	81.755.749
HN	HONDURAS	1.161.148	29.399.108	2.555.502	119.274.551
NI	NICARAGUA	739.829	5.836.102	2.656.030	26.180.373
PA	PANAMA	2.188.418	14.601.854	23.534.968	123.931.164
CU	CUBA	-	2.092.263	-	2.160.587
CW	CURACAO	5.540	11.280	5.100	53.583
SR	SURINAME	170.647	2.073.358	308.193	4.486.767
CL	CHILE	4.914.278	77.413.061	29.545.197	253.996.428
VE	VENEZUELA	518.780	5.198.856	1.134.912	10.734.055
AR	ARGENTINA	33.405.196	152.359.607	34.634.281	267.264.126
BR	BRAZIL	80.789.154	483.935.548	140.967.869	1.189.433.731
CO	COLOMBIA	4.309.780	87.875.270	19.366.227	208.143.548
BO	BOLIVIA	557.190	5.033.922	1.039.959	16.395.192
UY	URUGUAY	22.922.236	45.224.353	15.105.299	48.702.220
PY	PARAGUAY	327.316	2.255.383	4.186.957	18.641.818
EC	ECUADOR	3.782.719	36.268.738	9.344.609	99.492.322
PE	PERU	7.356.254	138.094.695	39.455.969	324.518.596
GY	GUYANA	244.649	1.590.439	675.966	3.336.783
TT	TRINIDAD AND TOBAGO	1.330.018	11.669.364	2.916.501	23.849.079
BS	BAHAMAS	22.655	411.725	199.521	2.715.080
JM	JAMAICA	1.265.631	13.614.207	2.588.912	27.144.982
PR	PUERTO RICO	916.597	5.735.476	8.687.529	26.379.023
BZ	BELIZE	19.448	111.425	67.756	416.219
DO	DOMINICAN REPUBLIC	4.572.211	35.573.506	9.780.123	84.276.556
SV	EL SALVADOR	1.084.638	24.573.707	3.981.959	37.433.126
CR	COSTA RICA	1.730.368	12.176.976	8.547.837	41.454.795
HT	HAITI	12.722.953	81.115.736	13.214.889	99.049.532
BB	BARBADOS	75.360	930.639	542.530	3.669.064
AG	ANTIGUA AND BARBUDA	71.147	580.954	313.443	2.038.579
AI	ANGUILLA	-	22.684	-	35.658
AW	ARUBA	82.165	449.031	485.374	1.622.913
BM	BERMUDA	17.040	185.177	105.695	1.298.986
CV	CAPE VERDE	23.647	383.540	26.809	558.572
KY	CAYMAN ISLANDS	32.555	122.681	175.891	782.081
DM	DOMINICA	252.955	1.371.968	1.316.316	8.473.178
GF	FRENCH GUIANA	47.446	428.765	75.384	619.610
PF	FRENCH POLYNESIA	15.797.819	50.112.335	2.592.354	14.022.702
GL	GREENLAND	1	2.878	20	53.735
GD	GRENADA	153.058	423.198	222.972	1.174.856
MQ	MARTINIQUE	212.097	1.271.200	401.357	3.799.868
AN	NETHERLANDS ANTILLES	117.148	642.914	909.118	4.825.429
LC	SAINT LUCIA	40.053	384.700	398.630	2.136.077
SM	SAN MARINO	-	81	-	2.791
TC	TURKS AND CAICOS ISLANDS	26.839	123.086	54.275	835.859
GP	GUADELOUPE	265.455	1.794.509	867.069	6.358.760
KN	SAINT KITTS AND NEVIS	28.228	62.798	302.231	636.060
MS	MONTserrat	-	2.580	-	23.968
VG	VIRGIN ISLANDS (BRITISH)	2.500	34.815	34.383	296.079
VI	U.S. VIRGIN ISLANDS	6.993	28.681	183.198	762.026
GB	UNITED KINGDOM	63.901.420	380.243.302	140.154.225	1.257.205.829
NL	NETHERLANDS	868.105.686	4.390.853.386	386.289.491	4.295.930.887
FR	FRANCE	82.884.055	215.520.128	133.826.524	839.167.694
DE	GERMANY, FED. REP. OF	58.590.808	504.848.201	279.055.512	2.423.815.003
AT	AUSTRIA	298.414	3.022.201	3.538.981	42.631.697
BE	BELGIUM	43.905.362	500.336.112	178.863.809	1.657.400.241
CH	SWITZERLAND	670.519	116.894.928	9.618.517	1.466.473.124
LU	LUXEMBOURG	1.901.280	21.703.569	3.353.032	42.252.052
GI	GIBRALTAR	-	70.163	-	29.296
MC	MONACO	23.948	224.421	495.261	4.553.023
DK	DENMARK	6.689.725	82.248.306	15.741.037	660.175.848
NO	NORWAY	1.372.376	16.779.769	4.482.226	125.014.665
SE	SWEDEN	5.964.934	54.366.951	20.204.975	201.701.818

Tabel 4. Ekspor Indonesia menurut Negara Tujuan

September 2022

Kode Negara	Negara Tujuan	Berat bersih / Net weight (Kg)		Nilai / Value F.O.B. (U S \$)	
		Bulan ini	Kumulatif	Bulan ini	Kumulatif
(1)	(2)	(3)	(4)	(5)	(6)
FI	FINLAND	14.906.937	34.696.609	14.362.135	65.857.451
IE	IRELAND	13.202.770	35.359.891	13.273.613	73.901.402
IT	ITALY	355.821.685	2.264.221.101	297.670.592	2.420.806.459
ES	SPAIN	123.241.083	1.259.076.115	180.584.245	1.652.881.740
PT	PORTUGAL	10.164.196	50.184.080	12.721.686	101.111.216
IS	ICELAND	49	46.493.484	1.040	20.109.830
GR	GREECE	60.795.692	215.693.421	50.532.051	252.465.543
VA	VATICAN CITY STATE	-	0	-	7
AD	ANDORRA	-	29.570	-	225.299
LI	LIECHTENSTEIN	388	2.782	5.419	19.537
HU	HUNGARY	783.925	7.498.392	9.156.444	68.299.641
PL	POLAND	497.640.274	1.554.400.138	130.717.991	793.013.024
RO	ROMANIA	14.541.946	53.277.465	13.383.008	95.540.893
BG	BULGARIA	23.010.208	69.639.628	63.285.467	193.811.932
AL	ALBANIA	980.292	6.969.353	1.415.343	11.357.610
AM	ARMENIA	346.403	742.028	796.272	2.583.600
AZ	AZERBAIJAN	244.442	1.190.850	382.480	2.766.724
BY	BELARUS	208	331.918	10.256	653.317
KZ	KAZAKHSTAN	1.412.492	9.089.196	22.183.238	81.853.987
KG	KYRGYZSTAN	129.226	938.456	158.406	1.901.498
MD	MOLDOVA, REPUBLIC OF	125	115.997	15.439	325.819
TJ	TAJIKISTAN	94.087	1.485.332	172.923	2.454.138
TM	TURKMENISTAN	396.798	1.895.826	541.456	2.954.494
UA	UKRAINE	249.082	21.727.570	632.424	33.373.962
UZ	UZBEKISTAN	3.381.748	13.567.719	6.102.217	24.396.610
LT	LITHUANIA	436.381	2.982.332	1.144.665	7.512.659
LV	LATVIA	990.027	22.803.149	1.819.784	42.801.259
EE	ESTONIA	25.432.513	149.708.157	28.961.563	213.609.153
GE	GEORGIA	13.258.032	31.974.897	34.375.264	65.153.667
HR	CROATIA	1.890.760	29.410.850	3.090.708	51.162.696
BA	BOSNIA AND HERZEGOVINA	0	253.538	40	562.690
MT	MALTA	64.264	760.041	183.334	2.503.023
SK	SLOVAKIA	613.110	3.311.793	4.909.808	29.980.858
SI	SLOVENIA	6.165.777	217.195.432	10.729.432	134.119.786
CZ	CZECH REPUBLIC	1.140.152	7.240.489	5.846.293	63.232.342
MK	REP. OF MACEDONIA	213.296	45.034.508	524.608	9.284.166
RU	RUSSIA FEDERATION	58.708.094	614.467.790	87.618.367	1.043.696.110
RS	SERBIA	102.889	1.192.618	523.692	6.826.297
ME	MONTENEGRO	465.824	1.333.698	1.281.049	3.506.780
GG	GUERNSEY	22	35	1.340	3.880
JE	JERSEY	-	65	-	1.943
Total Ekspor		60.995.692.132	474.430.473.566	24.777.175.554	219.328.763.138

Sumber : dokumen PEB dan non PEB, diolah

Tabel 5 : Ekspor Indonesia menurut Provinsi dan Pelabuhan muat

September 2022

Pelabuhan	Pelabuhan Muat	Berat bersih / Net weight (Kg)		Nilai / Value F.O.B. (U S \$)	
		Bulan ini	Kumulatif	Bulan ini	Kumulatif
(1)	(2)	(3)	(4)	(5)	(6)
ACEH		824.432.258	6.697.409.809	56.879.778	421.464.455
IDLSW	LHOK SEUMAWE	2.754.219	38.869.838	10.377.831	39.405.033
IDCLG	CALANG	6.399.879	19.199.533	4.015.924	17.199.593
IDMEQ	MEULABOH	815.275.000	6.636.942.000	42.471.023	364.021.569
IDBTJ	BLANG BINTANG (U)	3.160	3.160	15.000	15.000
IDAUN	BLANG LANCANG (ARUN)	-	2.367.478	-	637.000
IDKRU	KRUENG R. MALAHAYATI	-	27.800	-	186.260
SUMATERA UTARA		1.042.790.988	7.120.146.043	1.147.496.396	10.169.619.536
IDKNO	KUALA NAMU INTERNATIONAL AIRPORT (U)	70.071	241.307	2.150.706	12.819.157
IDBLW	BELAWAN	883.522.343	5.653.052.240	992.038.201	8.452.498.803
IDTJB	TANJUNG BALAI ASAHAN	3.754.909	26.201.478	2.046.100	15.171.062
IDTBR	TANJUNG BERINGIN	-	199.635.864	-	164.511.400
IDSLG	SIBOLGA	-	4.690.090	-	3.893.359
IDKTJ	KUALA TANJUNG	155.443.666	1.236.325.064	151.261.389	1.520.725.753
SUMATERA BARAT		314.264.926	2.726.596.281	201.859.911	2.135.970.064
IDTBY	PADANG/TL.BAYUR	314.264.418	2.726.589.463	201.850.163	2.135.909.872
IDPDG	PADANG / TABING (U)	508	6.818	9.748	60.192
RIAU		2.257.799.639	17.854.120.677	1.816.279.424	16.874.068.161
IDLAT	LALANG TERMINAL, ST	-	84.315.000	-	68.281.329
IDBAG	BAGAN SIAPI-API	183.500	686.200	121.319	472.518
IDPAI	PANIPAHAN	180.110	1.633.780	80.394	770.552
IDDUM	DUMAI	1.646.976.512	12.076.202.031	1.389.321.482	12.959.115.621
IDTMD	TANJUNG MEDANG	229.615	4.019.045	49.357	503.688
IDSEQ	SUNGAI PAKNING	75.800.000	1.318.433.321	53.628.750	915.862.619
IDBLS	BENGKALIS	373.600	3.319.295	435.395	2.571.306
IDSPA	SELAT PANJANG	3.048.083	27.483.767	644.982	6.139.528
IDSSI	SIAK SRI INDRAPURA	81.634.298	609.057.579	14.383.885	164.556.281
IDSUQ	SUNGAI GUNTUNG	18.067.911	179.505.150	21.180.436	205.547.620
IDKGD	KUALA GAUNG	6.886.345	81.500.557	1.287.752	17.554.161
IDTEM	TEMBILAHAN	1.575.000	28.813.434	279.000	6.367.108
IDKEN	KUALA ENOK	10.518.638	56.789.713	5.942.298	43.501.516
IDRGA	RENGAT	12.829.507	96.313.765	5.053.336	41.006.137
IDKID	PULAU KIJANG	-	780	-	4.082
IDPAK	PEKAN BARU	1.420.674	6.986.556	1.315.690	6.502.815
IDBUN	BUATAN	260.061.769	2.213.517.726	198.784.611	1.524.351.535
IDPWG	PERAWANG, SUMATRA	138.014.078	1.065.542.978	123.770.738	910.959.746
JAMBI		880.252.886	6.069.668.143	234.613.643	2.163.280.405
IDKTK	KUALA TUNGKAL	33.031.757	252.933.022	7.627.245	53.275.053
IDMSA	MUARA SABAK	713.307.736	4.403.532.512	82.740.746	403.139.545
IDDJM	JAMBI	133.913.383	1.413.202.530	144.237.624	1.706.839.508
IDDJB	PALMERAH/SULTAN THAHA (U)	10	79	8.029	26.299
SUMATERA SELATAN		4.458.976.882	29.407.820.483	651.572.147	5.404.819.430
IDPLS	PALEMBANG-KERTAPATI	8.006.109	84.373.605	548.178	7.025.205
IDSUG	SUNGAI GERONG	-	24.419.597	-	15.435.796
IDPLA	PALEMBANG - PLAJU	29.134.858	379.394.771	20.094.866	294.166.684
IDMRI	MUSI RIVER/BOOM BARU	4.421.835.915	28.919.632.510	630.929.103	5.088.191.745

Tabel 5 : Ekspor Indonesia menurut Provinsi dan Pelabuhan muat

September 2022

Pelabuhan	Pelabuhan Muat	Berat bersih / Net weight (Kg)		Nilai / Value F.O.B. (U S \$)	
		Bulan ini	Kumulatif	Bulan ini	Kumulatif
(1)	(2)	(3)	(4)	(5)	(6)
BENGKULU		328.821.086	2.000.983.705	30.042.277	196.198.291
IDBKU	BENGKULU	-	844.795.474	-	80.915.655
IDPBA	PULAU BAAI	328.821.086	1.156.188.231	30.042.277	115.282.636
LAMPUNG		1.651.647.792	9.228.168.595	495.898.947	3.663.531.244
IDTRH	TARAHAN	1.370.276.175	7.007.106.899	317.991.482	2.242.752.488
IDPJG	PANJANG	281.371.617	2.221.061.696	177.907.465	1.420.778.756
KEPULAUAN BANGKA BELITUNG		22.810.590	255.462.520	79.836.793	924.944.088
IDBLT	BELITUNG	-	18.154.000	-	635.390
IDMUO	MUNTOK	1.350.000	9.785.000	29.108.750	326.973.850
IDPGX	PANGKAL BALAM	2.261.214	20.375.701	35.465.069	374.289.990
IDTPD	TANJUNG PANDAN	-	14.965.609	-	1.727.900
IDMAN	MANGGAR-BELITUNG	19.199.376	179.365.186	15.262.973	202.608.892
IDPGK	PANGKAL PINANG (U)	-	427.573	-	18.187.709
IDTJQ	BULUH TUMBANG (U)	-	12.389.450	-	520.357
KEPULAUAN RIAU		1.515.208.926	14.005.161.321	1.545.675.523	15.014.679.793
IDBTM	BATAM ISLAND	2.283.400	2.925.595	5.796.347	7.397.939
IDLBM	LOBAM	580.652	25.110.280	15.878.516	165.629.859
IDMWK	MATAK	-	516.143	-	3.137.549
IDNTX	NATUNA RANAI	11.983	98.005	73.098	594.030
IDTBK	TANJUNG BALAI KARIMUN	752.419.121	7.326.356.135	83.253.665	1.509.273.559
IDPSS	PULAU SAMBU	-	19.008.640	-	18.276.000
IDTPN	TANJUNG PINANG	18.670.965	49.733.658	14.608.809	38.960.406
IDTER	TEREMPA	249.915.914	2.450.439.603	143.104.612	1.488.086.446
IDTBT	TANJUNG BATU, RIAU	526.000	6.141.250	319.004	4.671.098
IDBPD	BELAKANG PADANG	166.836.288	1.515.693.283	106.304.666	1.080.913.239
IDBTU	BATU AMPAR	119.465.744	1.010.580.211	839.763.614	7.456.017.420
IDDAS	SINGKEP - DABO	94.800.000	293.700.000	1.372.602	4.753.902
IDTNJ	KIJANG	441.270	52.896.263	1.022.602	64.277.014
IDPAS	PASIR PANJANG	-	245.996.000	-	1.590.446
IDSKP	SEKUPANG	11.734.605	130.796.146	222.862.148	1.898.780.282
IDNON	NONGSA	630	636	29.458	29.958
IDKAB	KABIL/PANAU	90.456.390	750.703.776	100.270.137	1.143.647.433
IDUNA	UDANG NATUNA	7.028.690	124.349.280	4.797.929	102.467.763
IDBTH	HANG NADIM (U)	37.274	116.418	6.218.316	26.175.448
DKI JAKARTA		1.452.301.014	12.815.448.692	5.732.233.232	53.097.198.739
IDTPP	TANJUNG PRIOK	1.442.454.647	12.719.866.972	5.158.431.080	46.217.321.908
IDJKT	JAKARTA / PASAR IKAN	77.067	461.774	117.686	769.772
IDCGK	SOEKARNO-HATTA (U)	9.669.564	95.020.211	572.343.340	6.877.765.933
IDHLP	HALIM PERDANA KUSUMA (U)	99.735	99.735	1.341.127	1.341.127
JAWA BARAT		76.677.128	535.260.378	198.887.677	1.314.836.473
IDPMB	PATIMBAN	15.324.520	99.914.101	157.022.545	1.028.713.626
IDCBN	CIREBON	-	22.000	-	4.700.000
IDBDO	HUSEIN SASTRANEGARA (U)	-	9.251	-	11.805.480
IDBLG	BALONGAN	31.962.826	405.925.244	16.912.170	244.664.405
IDCIN	CINTA, JAVA	29.389.782	29.389.782	24.952.962	24.952.962

Tabel 5 : Ekspor Indonesia menurut Provinsi dan Pelabuhan muat

September 2022

Pelabuhan	Pelabuhan Muat	Berat bersih / Net weight (Kg)		Nilai / Value F.O.B. (U S \$)	
		Bulan ini	Kumulatif	Bulan ini	Kumulatif
(1)	(2)	(3)	(4)	(5)	(6)
JAWA TENGAH		361.949.748	2.935.259.166	654.942.497	6.540.920.553
IDTES	TANJUNG EMAS	184.776.660	1.646.022.697	608.560.177	6.049.005.495
IDCXP	CILACAP	177.060.759	1.288.989.380	45.932.967	488.814.147
IDSRG	ACHMAD YANI (U)	112.328	244.944	449.353	3.098.612
IDSOC	SOLO/JEBRES/ADI SUMARMO (U)	-	2.145	-	2.299
DI YOGYAKARTA		26.880	77.847	325.485	1.401.197
IDYIA	YOGYAKARTA INTERNATIONAL AIRPORT(U)	26.880	77.847	325.485	1.401.197
JAWA TIMUR		1.448.285.962	10.370.133.015	2.032.907.730	18.073.210.282
IDTUB	TUBAN	245.303.734	1.494.072.777	69.551.876	686.738.863
IDGRE	GRESIK	278.252.242	1.808.544.465	195.658.460	1.547.656.085
IDTPE	TANJUNG PERAK	852.180.995	6.823.927.807	1.662.438.385	15.208.215.728
IDPRO	PROBOLINGGO	15.000.000	65.036.384	2.460.000	34.230.178
IDKLG	KALIANGET	57.006.580	174.040.170	40.463.218	132.208.975
IDSUB	JUANDA (U)-SURABAYA	542.411	4.511.412	62.335.791	464.160.454
BANTEN		161.696.985	4.870.102.928	103.475.685	1.758.700.328
IDCIW	CIWANDAN	5.491.221	147.404.336	8.283.195	47.020.079
IDMRK	MERAK	62.315.705	3.073.686.836	24.674.954	431.008.253
IDTLN	TANJUNG LENENG	48.565.359	555.088.888	35.831.173	495.481.911
IDCGD	CIGADING	45.324.700	1.093.922.868	34.686.364	785.190.085
BALI		669.029	4.481.574	20.527.875	139.144.370
IDBOA	BENOA/LOLOAN	-	277.524	-	136.056
IDCBW	CELUKAN BAWANG	10.000	92.000	60.000	654.030
IDDPS	NGURAH RAI (U)	659.029	4.112.050	20.467.875	138.354.284
NUSA TENGGARA BARAT		65.937.161	634.116.242	203.657.819	2.284.105.417
IDBEN	BENETE	65.936.323	634.110.272	203.275.399	2.280.236.638
IDLOP	BANDARA UDARA INTERNASIONAL (LOMBOK)	838	4.014	382.420	3.860.596
IDAMI	MATARAM / SELAPARANG (U)	-	1.596	-	7.449
IDLKS	LOMBOK	-	360	-	734
NUSA TENGGARA TIMUR		8.655.550	59.384.685	4.604.994	33.259.830
IDABU	ATAMBUA (U)	143.100	674.335	159.577	716.313
IDBJW	BAJAWA (U)	-	303	-	66.756
IDATA	ATAPUPU	8.512.450	58.031.389	4.445.417	28.276.992
IDTEN	TENAU	-	678.657	-	4.199.769
KALIMANTAN BARAT		1.239.985.749	14.410.990.255	186.300.849	1.936.987.165
IDPON	PONTIANAK	530.466.412	7.396.511.521	119.086.642	1.134.615.482
IDKTG	KETAPANG K. BARAT	-	175.544.131	-	4.543.805
IDTMO	TELOK MELANO	146.487.740	1.616.729.324	5.200.315	59.256.163
IDKDW	KENDAWANGAN	561.569.550	5.218.358.811	59.596.597	727.592.620
IDPNK	SUPADIO (U)	253.791	258.658	376.365	441.831
IDENT	ENTIKONG	1.081.446	2.303.336	769.126	1.738.951
IDJBB	JAGOIBABANG	126.810	1.284.474	1.271.805	8.798.312
KALIMANTAN TENGAH		289.187.353	4.475.296.124	122.525.798	774.724.975
IDTBM	TUMBANG SAMBA (U)	-	11.098	-	353.609
IDPKN	PANGKALAN BUN	3.349.539	28.490.725	3.928.228	33.912.771

Tabel 5 : Ekspor Indonesia menurut Provinsi dan Pelabuhan muat

September 2022

Pelabuhan	Pelabuhan Muat	Berat bersih / Net weight (Kg)		Nilai / Value F.O.B. (U S \$)	
		Bulan ini	Kumulatif	Bulan ini	Kumulatif
(1)	(2)	(3)	(4)	(5)	(6)
IDKUM	KUMAI	235.693.042	1.366.576.136	90.235.004	604.662.195
IDSQM	SAMPIT	40.599.576	2.989.518.647	27.121.689	122.773.639
IDPPS	PULANG PISAU	9.545.196	90.699.517	1.240.875	13.022.761
KALIMANTAN SELATAN		14.779.104.098	119.627.933.017	1.727.453.119	14.580.102.773
IDKBU	KOTABARU (U)	-	981.815.000	-	76.766.737
IDNPL	NORTH PULAU LAUT	294.774.000	3.266.402.000	78.781.715	601.705.126
IDSTU	SATUI	3.688.824.414	32.567.684.810	293.411.871	3.096.632.603
IDTAR	TARJUN	103.419.525	772.083.325	72.538.841	659.236.022
IDPUT	PULAU LAUT	136.499.925	1.612.111.518	56.512.352	329.432.326
IDBAN	BANJARMASIN	7.803.634.841	63.479.758.392	995.783.788	8.639.552.710
IDKTB	KOTABARU	2.614.396.431	15.017.211.349	215.565.264	985.057.708
IDBDJ	SAMSUDIN NOOR (U)	4.848	7.509	273.951	547.740
IDASA	ASAM ASAM	137.550.114	1.930.859.114	14.585.336	191.171.801
KALIMANTAN TIMUR		22.897.576.016	170.063.571.058	3.324.744.441	26.620.375.631
IDKRG	KARIANGAU	17.415	23.867	1.014.281	1.152.719
IDSAT	SANTAN TERMINAL, KL	16.553.755	16.553.755	8.476.846	8.476.846
IDTBA	TANJUNG BARA, KL	4.594.111.000	31.504.063.000	583.353.149	4.712.039.693
IDBPP	BALIKPAPAN	3.029.912.832	22.903.808.839	662.246.124	5.799.159.014
IDSRD	SAMARINDA	8.329.822.388	59.705.378.628	1.029.457.694	7.183.792.679
IDTRD	TANJUNG REDEP	2.769.277.000	19.258.492.000	326.642.067	2.336.782.341
IDBPN	SEPINGGAN (U)	47.895	257.224	634.979	3.085.873
IDBTG	BONTANG	1.433.704.731	11.518.547.745	490.857.725	4.395.886.633
IDADB	ADANG BAY	2.038.055.000	18.925.212.000	182.713.666	1.829.160.663
IDSKI	SANGKULIRANG	532.554.000	6.026.514.000	28.619.156	332.375.121
IDBEJ	BERAU (U)	-	51.200.000	-	7.735.296
IDMUB	MUARA BERAU	153.520.000	153.520.000	10.728.754	10.728.754
KALIMANTAN UTARA		2.320.246.524	16.935.302.917	247.835.011	1.877.678.677
IDTJS	TANJUNG SELOR	454.780.000	2.974.692.800	20.714.847	152.103.141
IDLIN	LINGKAS TARAKAN	822.102.806	8.988.894.866	104.483.052	1.227.248.695
IDNNX	NUNUKAN	324.941.719	1.455.182.681	93.480.381	388.640.885
IDBYQ	BUNYU	718.422.000	3.516.464.000	29.156.732	106.572.866
IDTRK	TARAKAN (U)	-	68.570	-	3.113.091
SULAWESI UTARA		144.912.270	1.034.466.940	74.956.701	751.237.870
IDLIR	LIRUNG	-	700	-	6.150
IDAMU	AMURANG	15.912.295	154.279.451	11.667.458	171.019.514
IDMND	MANADO	-	306	-	4.286
IDBIT	BITUNG	71.406.814	447.746.052	59.329.101	554.508.316
IDPET	PETTA	50.099	261.969	560.675	3.035.001
IDMDC	SAM RATULANGI (U)	42.749	268.149	487.827	2.662.113
IDMNA	MELANGGUANE (U)	313	313	2.214	2.214
IDLUK	LABUHAN UKI	57.500.000	431.910.000	2.909.425	20.000.275
SULAWESI TENGAH		986.184.229	8.495.935.206	1.530.485.894	14.210.398.553
IDPSJ	POSO	690.721.921	1.398.951.478	1.266.681.933	2.522.969.601
IDLWU	LUWUK	230.835.194	2.349.605.982	208.860.989	1.765.567.958
IDKLD	KOLONEDALE	-	4.448.396.637	-	9.580.170.220
IDPAT	PANTOLOAN	64.627.114	298.981.110	54.942.972	341.690.774

Tabel 5 : Ekspor Indonesia menurut Provinsi dan Pelabuhan muat

September 2022

Pelabuhan	Pelabuhan Muat	Berat bersih / Net weight (Kg)		Nilai / Value F.O.B. (U S \$)	
		Bulan ini	Kumulatif	Bulan ini	Kumulatif
(1)	(2)	(3)	(4)	(5)	(6)
SULAWESI SELATAN		134.668.863	1.642.902.870	185.510.271	1.484.699.540
IDMAK	MAKASSAR	41.048.711	319.713.429	62.353.585	553.252.539
IDPAP	PARE-PARE	-	335.605.173	-	12.986.993
IDUJU	UJUNG Pandang	44.357	265.495	1.925.541	5.952.395
IDMLI	MALILI, SULAWESI	8.489.713	55.138.668	117.249.761	873.780.494
IDBKI	BIRING KASSI	85.060.242	931.950.950	3.896.186	38.045.286
IDUPG	HASANUDDIN (U)	25.840	229.155	85.198	681.832
SULAWESI TENGGARA		275.537.690	1.901.267.536	527.595.623	3.958.316.307
IDBUW	BAU-BAU	-	55.000.000	-	1.650.000
IDKDR	KENDARI	271.057.187	1.832.458.118	511.893.020	3.904.862.809
IDPUM	POMALAA	4.465.184	13.777.367	15.650.593	51.698.071
IDKDI	WOLTER MONGINSIDI (U)	15.319	32.051	52.009	105.427
GORONTALO		6.103.068	30.321.028	2.005.992	6.129.734
IDGOR	GORONTALO	6.100.000	30.315.370	1.970.300	6.064.857
IDGTO	JALALUDDIN(U)	3.068	5.658	35.692	64.877
SULAWESI BARAT		-	56.217.429	-	5.531.149
IDMJU	MAMUJU	-	56.217.429	-	5.531.149
MALUKU		1.243.917	41.208.218	6.328.745	53.492.441
IDBUA	BULA	-	36.457.596	-	26.330.431
IDAMB	AMBON	1.194.732	4.353.255	5.995.586	24.663.524
IDLUV	TUAL	-	14.800	-	148.000
IDAMQ	PATTIMURA/LAHA (U)	49.185	382.567	333.159	2.350.487
MALUKU UTARA		260.103.432	2.460.364.999	598.095.152	6.089.400.730
IDOBI	OBI ISLAND	260.103.432	2.099.402.999	598.095.152	6.053.802.278
IDTAX	TALIABU	-	360.962.000	-	35.598.452
PAPUA BARAT		496.691.574	3.917.551.826	248.346.760	1.890.534.767
IDSOR	SORONG	27.977	791.171	324.013	2.914.320
IDMKW	MANOKWARI	45.800.000	165.558.461	1.740.400	7.260.652
IDSQ	SORONG / JEFMAN (U)	23.329	201.447	269.562	2.166.711
IDNTI	BINTUNI, IRIAN JAYA	450.840.268	3.751.000.747	246.012.785	1.878.193.083
PAPUA		290.941.919	1.747.342.039	783.273.364	4.877.800.170
IDBIK	FRANS KASIEPO (U)	16.311	20.559	127.966	151.204
IDJYP	JAYAPURA	60.998	156.890	162.707	870.895
IDZRI	SERUI	3.561.810	48.096.694	3.212.467	54.736.078
IDMKQ	MERAUKE	-	1.470	-	5.220
IDTIM	AMAMAPARE	287.302.800	1.693.357.181	779.770.224	4.812.394.796
IDDJJ	JAYAPURA / SENTANI (U)	-	5.193	-	2.613.579
IDBXD	BADE, IRIAN JAYA	-	5.704.051	-	7.028.398
Total Ekspor		60.995.692.132	474.430.473.566	24.777.175.554	219.328.763.138

Sumber : dokumen PEB dan non PEB, diolah

DATA

MENCERDASKAN BANGSA

<https://www.bps.go.id>



BADAN PUSAT STATISTIK

Jl. dr. Sutomo No. 6-8 Jakarta 10710
Telp : (021) 3841195, 3842508, 3810291-4, Fax : (021) 3857046
Homepage : <http://www.bps.go.id> E-mail : bpsHQ@bps.go.id

ISSN 2745-3987



9 772745 398704