

# STATISTIK EKSPOR

## PROVINSI KALIMANTAN TIMUR

*EXPORT STATISTICS OF KALIMANTAN TIMUR PROVINCE*



# 2020



# STATISTIK EKSPOR

## PROVINSI KALIMANTAN TIMUR

*EXPORT STATISTICS OF KALIMANTAN TIMUR PROVINCE*



# 2020

**STATISTIK EKSPOR**  
**PROVINSI KALIMANTAN TIMUR**  
*EXPORT STATISTICS*  
*OF KALIMANTAN TIMUR PROVINCE*  
**2020**

ISSN: 1907 - 1841

Nomor Publikasi/*Publication Number*: 64000.2111

Katalog/*Catalog*: 8202016.64

Ukuran Buku/*Book Size*: 21,0 Cm x 29,7 Cm

Jumlah Halaman/*Total Pages*: x + 46 halaman/*pages*

Naskah/*Manuscript* :

**BPS Provinsi Kalimantan Timur**

*BPS-Statistics of Kalimantan Timur Province*

Penyunting/*Editor* :

**BPS Provinsi Kalimantan Timur**

*BPS-Statistics of Kalimantan Timur Province*

Gambar Kulit/*Cover Designer*:

**BPS Provinsi Kalimantan Timur**

*BPS-Statistics of Kalimantan Timur Province*

Diterbitkan Oleh/*Published by* :

**© Badan Pusat Statistik Provinsi Kalimantan Timur**

*BPS-Statistics of Kalimantan Timur Province*

Dicetak oleh/*Printed by* :

**CV. Suvi Sejahtera**

**Dilarang mengumumkan, mendistribusikan, mengomunikasikan, dan/atau mengandakan sebagian atau seluruh isi buku ini untuk tujuan komersial tanpa izin tertulis dari Badan Pusat Statistik**

*Prohibited to announce, distribute, communicate, and/or copy part or all of this book for commercial purpose without permission from BPS-Statistics Indonesia*

**TIM PENYUSUN/ DRAFTING TEAM**

**STATISTIK EKSPOR PROVINSI KALIMANTAN TIMUR 2020**

*EXPORT STATISTICS OF KALIMANTAN TIMUR PROVINCE 2020*

**Pengarah/Director:** **Dr. Drs. Anggoro Dwitjahyono, M.Si**

**Penanggung Jawab/** **Wembri Suska, M.Si**

*Person In Charge:*

**Penyunting/Editor:** **Wembri Suska, M.Si**

**Ir. Lilis Suryani, Mm**

**Penulis/Pengolah Data** **Mirawati, S.Si**

*Author/ Data Processor:*

**Penyiapan Draft/** **Mirawati, S.Si**

*Preparatory Manuscript:*

**Gambar Kulit/** **Yogi Purjayanto, S.ST**

*Cover Design:*



## KATA PENGANTAR


Publikasi “**STATISTIK EKSPOR PROVINSI KALIMANTAN TIMUR 2020**” merupakan publikasi tahunan yang diterbitkan oleh Badan Pusat Statistik Provinsi Kalimantan Timur.

Publikasi ini menyajikan data ekspor menurut jenis barang, negara tujuan dan pelabuhan ekspor, berdasarkan hasil pengolahan dokumen PEB (Pemberitahuan Ekspor Barang) tahun 2020.

Selain itu juga sebagai bahan perbandingan secara total, disajikan pula data series dari tahun 2016 sampai dengan tahun 2020, termasuk laju pertumbuhan ekspor Kalimantan Timur yang dirinci menurut ekspor migas dan non migas.

Semoga publikasi ini dapat membantu kebutuhan para konsumen data ekspor Kalimantan Timur. Terima kasih disampaikan kepada semua pihak yang telah membantu BPS Provinsi Kalimantan Timur sehingga penyajian publikasi ini dapat terlaksana.

Samarinda, Agustus 2020  
Badan Pusat Statistik  
Provinsi Kalimantan Timur  
Kepala



**Dr. Drs. Anggoro Dwitjahyono, M.Si**

## **PREFACE**


*The 2020 Export Statistics of Kalimantan Timur is an annual publication, published by the BPS – Statistics of Kalimantan Timur.*

*This publication contains about data of export, which is arranged by commodity, country of destination, and port of exportation, based on the 2020 export declaration.*

*For comparison, this publication also presents data series of total export and growth of export in Kalimantan Timur, by export of oil and gas, and others.*

*Hopefully this publication would be able to meet the need of consumers of export statistic of Kalimantan Timur. Finally, deep gratitudes are due to many agencies which cooperated with the BPS – Statistics of Kalimantan Timur in making it possible to bring out this publication.*

*Samarinda, August 2020  
BPS – Statistics of  
Kalimantan Timur Province  
Head*



**Dr. Drs. Anggoro Dwitjahyono, M.Si**

## DAFTAR ISI /TABLE OF CONTENTS

	Hal/Page
KATA PENGANTAR/ <i>PREFACE</i> .....	v
DAFTAR ISI/ <i>TABLE OF CONTENTS</i> .....	vii
DAFTAR TABEL / <i>LIST OF TABLES</i> .....	viii
DAFTAR GRAFIK / <i>LIST OF GRAPHS</i> .....	ix
DAFTAR LAMPIRAN / <i>LIST OF APPENDIX</i> .....	x
PENJELASAN/ <i>EXPLANATORY NOTES</i> .....	1
ULASAN SINGKAT/ <i>BRIEF DESCRIPTION</i> .....	7
A    Pendahuluan / <i>Introduction</i> .....	7
B    Perkembangan Ekspor / <i>Export Development</i> .....	8
C    Ekspor Kalimantan Timur Tahun 2020 / <i>Kalimantan Timur Export</i> <i>in 2020</i> .....	9
LAMPIRAN/ <i>APPENDIX</i> .....	17



## DAFTAR TABEL /LIST OF TABLES

		Hal/Page
Tabel/Table	A. Berat dan Nilai Ekspor Provinsi Kalimantan Timur Menurut Pelabuhan Utama, Tahun 2020 / <i>Weight and Value of Kalimantan Timur Export by Major Port of Exportation, 2020</i> .....	10
Tabel/Table	B. Berat dan Nilai Ekspor Provinsi Kalimantan Timur Menurut Benua Tujuan Tahun 2020/ <i>Weight and Value of Kalimantan Timur Export by Continent of Destination, 2020</i> .....	11
Tabel/Table	C. Berat dan Nilai Ekspor Provinsi Kalimantan Timur Menurut Negara Tujuan Utama, Tahun 2020/ <i>Weight and Value of Kalimantan Timur Export by Major Country of Destination, 2020</i> .....	13
Tabel/Table	D. Berat dan Nilai Ekspor Provinsi Kalimantan Timur Menurut 21 Golongan Barang Utama Tahun 2020/ <i>Weight and Value of Kalimantan Timur Export by Major 21 Commodity Group, 2020</i> .....	14
Tabel/Table	E. Berat dan Nilai Ekspor Provinsi Kalimantan Timur Menurut Komoditi (HS 8 Digit) Utama, Tahun 2020/ <i>Weight and Value of Kalimantan Timur Export by Major Commodity 8 Digit HS, 2020</i> .....	15

## DAFTAR GRAFIK /LIST OF GRAPHS

	Hal/Page
Grafik/Graph 1. Perkembangan Nilai Ekspor Provinsi Kalimantan Timur Tahun 2016 - 2020/ <i>Trend of Kalimantan Timur Export Value 2016 - 2020</i> .....	8
Grafik/Graph 2. Nilai Ekspor Provinsi Kalimantan Timur Menurut Pelabuhan Muat Utama, Tahun 2020 (persen)/ <i>Kalimantan Timur Export Value by Major Port, 2020 (%)</i> .....	10
Grafik/Graph 3. Nilai Ekspor Provinsi Kalimantan Timur Menurut Benua Tujuan, Tahun 2020 (Persen)/ <i>Kalimantan Timur Export Value by Continent of Destination, 2020 (%)</i> .....	12

<https://kaltim.bps.go.id>

## DAFTAR LAMPIRAN /LIST OF APPENDIX

	Hal/Page
Tabel/Table 1. Perkembangan Nilai Ekspor Migas dan Non Migas Provinsi Kalimantan Timur/ <i>Trend of Kalimantan Timur Export Value by Commodity Group, (Oil &amp; Gas and Non Oil &amp; Gas), (US\$ 000) 2016 - 2020</i> .....	19
Tabel/Table 2. Laju Pertumbuhan Nilai Ekspor Provinsi Kalimantan Timur/ <i>Growth Rate of Kalimantan Timur Export Value, 2016-2020</i> .....	20
Tabel/Table 3. Nilai Ekspor Provinsi Kalimantan Timur Menurut Pelabuhan Muat dan Golongan Barang / <i>Export Value of Kalimantan Timur by Port and Commodity Group, 2020(FOB US\$)</i> .....	21
Tabel/Table 4. Berat dan Nilai Ekspor Provinsi Kalimantan Timur Menurut Pelabuhan Muat/ <i>Weight and Value of Kalimantan Timur Export by Port, 2020 (FOB US\$)</i> .....	22
Tabel/Table 5. Berat dan Nilai Ekspor Provinsi Kalimantan Timur Menurut Benua/ <i>Weight and Value of Kalimantan Timur Export by Continent of Destination, 2020 (FOB US\$)</i> .....	23
Tabel/Table 6. Berat dan Nilai Ekspor Provinsi Kalimantan Timur Menurut Negara/ <i>Weight and Value of Kalimantan Timur Export by Country of Destination, 2020 (FOB US\$)</i> .....	24
Tabel/Table 7. Berat dan Nilai Ekspor Provinsi Kalimantan Timur Menurut 21 Golongan Barang/ <i>Weight and Value of Kalimantan Timur Export by 21 Commodity Group, 2020 (FOB US\$)</i> .....	26
Tabel/Table 8. Berat dan Nilai Ekspor Provinsi Kalimantan Timur Menurut Golongan Barang (HS) 2 Digit/ <i>Weight and Value of Kalimantan Timur Export by Commodity 2 Digit HS, 2020 (FOB US\$)</i> .....	27
Tabel/Table 9. Berat dan Nilai Ekspor Provinsi Kalimantan Timur Menurut Komoditi (HS) 8 Digit/ <i>Weight and Value of Kalimantan Timur Export by Commodity 8 Digit HS, 2020 (FOB US\$)</i> .....	30

## PENJELASAN

## EXPLANATORY NOTES

### 1. DAERAH PENCATATAN

Daerah pencatatan statistik dalam publikasi ini meliputi pelabuhan-pelabuhan yang berada di wilayah Kalimantan Timur.

### 1. AREA OF RECORDINGS

*The statistics recording area in this publication covers the entire territory of the Kalimantan Timur.*

### 2. SUMBER DATA

Data ekspor dikumpulkan berdasarkan dokumen ekspor/ Pemberitahuan Ekspor Barang (PEB) yang diisi oleh Eksportir dan telah diberikan ijin muat oleh Bea dan Cukai serta dilegalisir oleh Bank Devisa.

### 2. SOURCE OF DOCUMENTS

*The data compiled based on export documents/Export Declaration (PEB), filled out by the Exporters approved by the Customs & Excises and legalized by foreign exchange bank.*

### 3. SISTEM PERDAGANGAN

Pencatatan Statistik perdagangan luar negeri menggunakan sistem perdagangan umum (*general trade*) dimana pencatatan dilakukan dari dokumen PEB yang dimuat dari pelabuhan dan bandara di seluruh wilayah Indonesia termasuk kawasan berikat.

### 3. TRADE SYSTEM

*Recording of Foreign Trade Statistics apply the general trade system, where the documents recorded from the whole port in Indonesia including bounded warehouse.*

#### 4. RUANG LINGKUP

- ⇒ Pencatatan Statistik Ekspor meliputi seluruh barang-barang yang keluar dari wilayah Kalimantan Timur yang bersifat komersial maupun bukan komersial seperti bantuan barang kredit lunak, hadiah dan sebagainya.
- ⇒ Ekspor kapal laut dan pesawat udara termasuk dalam statistik ekspor, sedangkan ekspor bunker oil untuk kapal tidak tercatat dalam publikasi ini.
- ⇒ Barang-barang yang diolah di luar negeri tetap dicatat sebagai ekspor, meskipun hasil olahan barang tersebut akan kembali masuk ke wilayah Kalimantan Timur.
- ⇒ Barang-barang di bawah ini tidak termasuk di dalam statistik ekspor :
  - a. Pakaian & barang-barang perhiasan penumpang.
  - b. Barang-barang yang dikirim untuk perwakilan Indonesia di luar negeri.
  - c. Barang-barang untuk ekspedisi dan ekshibisi/pameran.

#### 4. COVERAGE

- ⇒ *The recording Export statistics covers all goods leaving the territory of the Kalimantan Timur, both the commercial, as well as non commercial goods, such as goods with soft loans, grants/gifts, etc .*
- ⇒ *Ocean going ships and air planes are included in the statistics, while the export of bunker oil for ships is not presented in this publication.*
- ⇒ *Goods processed abroad, are still recorded as export although the results of this processing will return to, and enter on the territory of the East Kalimantan.*
- ⇒ *The following goods were not included in the statistics:*
  - a. *Clothes and jewelry of passangers.*
  - b. *Goods exported for the Indonesian representative abroad.*
  - c. *Goods for expeditions and exhibition/shows.*
  - d. *Packings/containers to be filled abroad.*

- d. Pembungkus/peti kemas untuk diisi diluar negeri.
- e. Uang dan Surat-surat berharga.
- f. Barang-barang contoh.
- g. Barang-barang yang dikirim keluar negeri untuk diperbaiki.

- e. *Banknotes and securities*
- f. *Sample goods*
- g. *Repaired goods*

## 5. SISTEM PENGOLAHAN

Data dalam publikasi ini mencakup dokumen-dokumen Ekspor tahun 2020 yang diterima oleh Badan Pusat Statistik sejak awal Januari 2020 sampai dengan 31 Desember 2020. Sistem pengolahan menggunakan "Carry Over". Dengan metode ini dokumen-dokumen dari daerah ditunggu selama satu bulan setelah bulan berjalan. Dokumen-dokumen yang datang terlambat akan dimasukkan dalam pengolahan bulan berikutnya. Metode "Carry over" ini sangat membantu mempercepat pengolahan data, disamping itu telah diteliti bahwa metode ini tidak begitu berpengaruh terhadap ekspor yang disebabkan "carry over" berikutnya.

## 5. PROCESSING SYSTEM

*The data in this publication cover export documents of 2019 received by BPS- Statistics of Indonesia since the beginning of January 2020 through December 31, 2020. The carry over system is applied in this processing. The deadline of a certain month is one month after the reference period, which means the end of the following month. The documents accepted after the deadline is considered as document of the following month. The method of carry over was very helpful to speed up data processing, beside that it was researched that the method was not significantly affected by the carry over data.*

## 6. KLASIFIKASI JENIS BARANG

Penggolongan barang didalam publikasi ini menggunakan Klasifikasi Tarif Indonesia 2017 yang didasarkan atas *Harmonized System (HS)*.

## 7. PERIODE REFERENSI

Periode penentuan ekspor adalah tanggal diberikannya izin muat barang tersebut oleh pejabat Bea & Cukai setelah diadakan pemeriksaan seperlunya.

## 8. NILAI BARANG

Nilai barang yang dicatat untuk statistik Ekspor adalah nilai FOB (US\$).

## 9. NEGARA TUJUAN

Yang dimaksud dengan negara tujuan adalah negara dimana barang tersebut akan dikonsumsi /diperdagangkan.

## 10. SATUAN BARANG

Sejak tahun 1975 ekspor

## 6. COMMODITY CLASSIFICATION

*The classification of goods in this publication applies the 2017 Indonesia Tariff Classification, which is based on the Harmonized System (HS).*

## 7. REFERENCE PERIOD

*The period for export determination is the date of issuance of the Goods Loading Permit by the Customs & Excises official, after the necessary examination had been conducted.*

## 8. COMMODITY VALUATION

*The goods value recorded for the Export Statistics, is the FOB value (US\$).*

## 9. COUNTRY OF DESTINATION

*Country of destination is the country known at the time of dispatch to be the final country where goods are to be delivered.*

## 10. UNIT OF COMMODITY

*Since 1975, export has been*

disajikan dalam berat bersih (Kg) meskipun demikian untuk beberapa jenis barang disajikan pula buah, ekor, lembar, liter, dozen, pasang, unit dan sebagainya.

*presented in net weight (kg); nevertheless, several types of goods are also presented in piece, sheet, litre, dozen pairs, units, etc.*

## **11. PELABUHAN EKSPOR**

Yang dimaksud dengan pelabuhan ekspor adalah pelabuhan dimana surat izin muat tersebut dikeluarkan.

## **11. PORT OF EXPORT**

*Port of export is the port where the Loading permit is issued.*





## ULASAN SINGKAT

## BRIEF DESCRIPTION

### A. Pendahuluan

Perdagangan luar negeri merupakan sektor ekonomi yang sangat berperan dalam menunjang pembangunan. Dari kegiatan ekspor dapat diperoleh devisa yang merupakan salah satu sumber dana untuk pembangunan.

Untuk meningkatkan ekspor, pemerintah telah mengeluarkan serangkaian kebijaksanaan seperti paket deregulasi. Inti dari paket deregulasi adalah pemerintah memperluas cakupan kelompok komoditi yang mendapat fasilitas dalam kerangka Perusahaan Eksportir Tertentu (PET).

Pada tahun 2020 kegiatan perdagangan luar negeri Kalimantan Timur khususnya ekspor mengalami penurunan sebesar 19,79 persen. Penurunan nilai ekspor Kalimantan Timur pada tahun 2020 apabila diamati dari golongan barang, disebabkan oleh penurunan yang signifikan sektor migas sebesar 39,59 persen terhadap tahun sebelumnya.

### A. Introduction

*Foreign trade is an economic factor which support the National Development. From the Export activities, the foreign exchange can be obtained which is regarded as one of the financial sources for development activities.*

*To increase the export, the Government has stipulated a set of policy like the deregulate package. The focus of the deregulates package is that Government expands the range of commodity group for some specific manufacturing export.*

*In 2020, Kalimantan Timur foreign trade activities, especially export, experienced to decreased by 19,79 percent. The decrease in value of exports of Kalimantan Timur in the year 2020 when observed from the commodity group, caused by the significant decrease in oil and gas (expecially) amounted to 39,59 percent againts the previous year.*

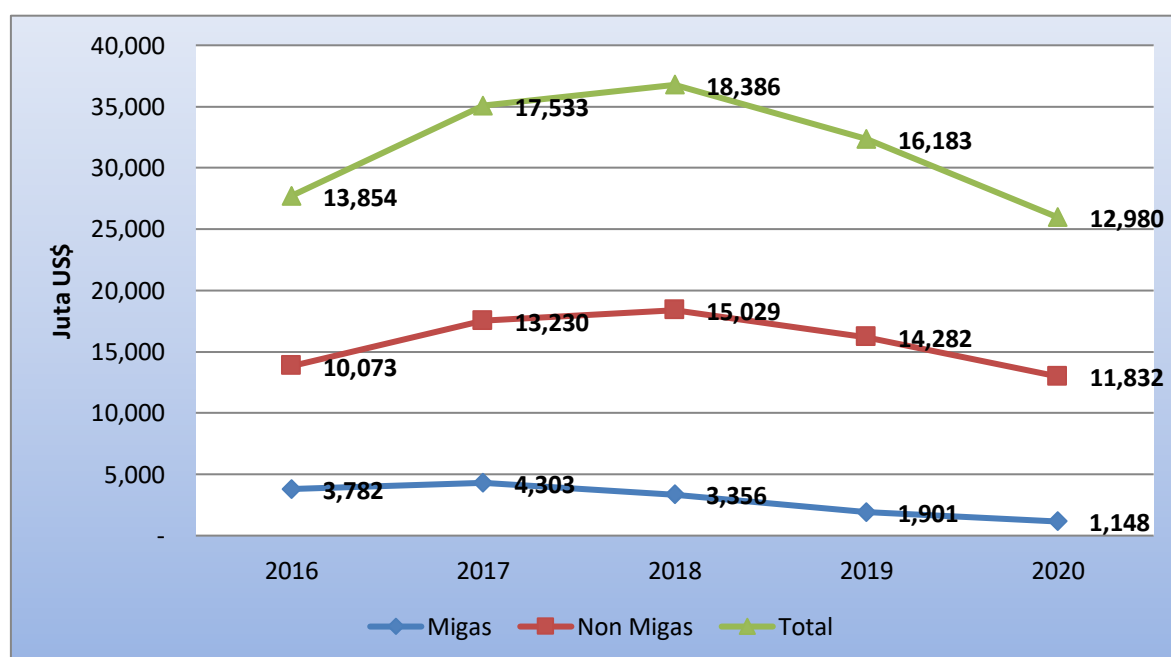
## B. Perkembangan Ekspor

Perkembangan nilai ekspor Kalimantan Timur selama lima tahun terakhir rata-rata menunjukkan peningkatan. Namun pada tahun 2019 dan tahun 2020, seperti pada grafik yang ditampilkan, nilai ekspor pada tahun 2020 mengalami penurunan sebesar 19,79 persen atau mencapai US\$ 12,98 milyar. Jika dilihat dari sektor, yang mengalami penurunan yang signifikan adalah sektor migas turun sebesar 39,59 persen atau mencapai US\$ 1,15 milyar.

## B. Export Development

During last five years, the export value was increasing over time.. But in 2019 and 2020, as in the graph shown, the export value in 2020 experienced an decrease of 19,79 percent or reaching US\$ 12,98 billion. When viewed from the sector, the oil and gas sector decreased by 39,59 percent or reached US\$ 1,15 billion.

**Grafik 1 Perkembangan Nilai Ekspor Provinsi Kalimantan Timur, Tahun 2016 - 2020**  
*Graph Trend of Kalimantan Timur Export Value, 2016– 2020*



Sumber/Source : Dokumen PEB, kantor pos, catatan instansi, survei perdagangan lintas batas laut/PEB document, Post office, Agency notes, cross-border trade survey

### C. Ekspor Kalimantan Timur Tahun 2020

Ekspor Kalimantan Timur tahun 2020 dimuat melalui 12 (dua belas) pelabuhan yang ada di Kalimantan Timur. Dari dua belas pelabuhan ekspor tersebut bila diamati dari peran masing-masing pelabuhan, maka pelabuhan Samarinda merupakan pelabuhan yang memuat barang ekspor terbesar pada tahun 2020 yakni sebesar 25,52 persen dari total nilai ekspor Kalimantan Timur, atau senilai US\$ 3,31 milyar dengan komoditi ekspor terbesar berupa komoditi non migas. Pelabuhan yang memuat komoditi ekspor terbesar kedua dan ketiga adalah pelabuhan Bontang dan Tanjung Bara, KL dengan nilai ekspor sebesar US\$ 2,48 milyar dan US\$ 2,44 milyar atau 19,08 persen dan 18,77 persen dari total nilai ekspor Kalimantan Timur tahun 2020. Selebihnya dimuat dari pelabuhan-pelabuhan lainnya yang dapat dilihat pada Tabel A.

### C. Kalimantan Timur Export in 2020

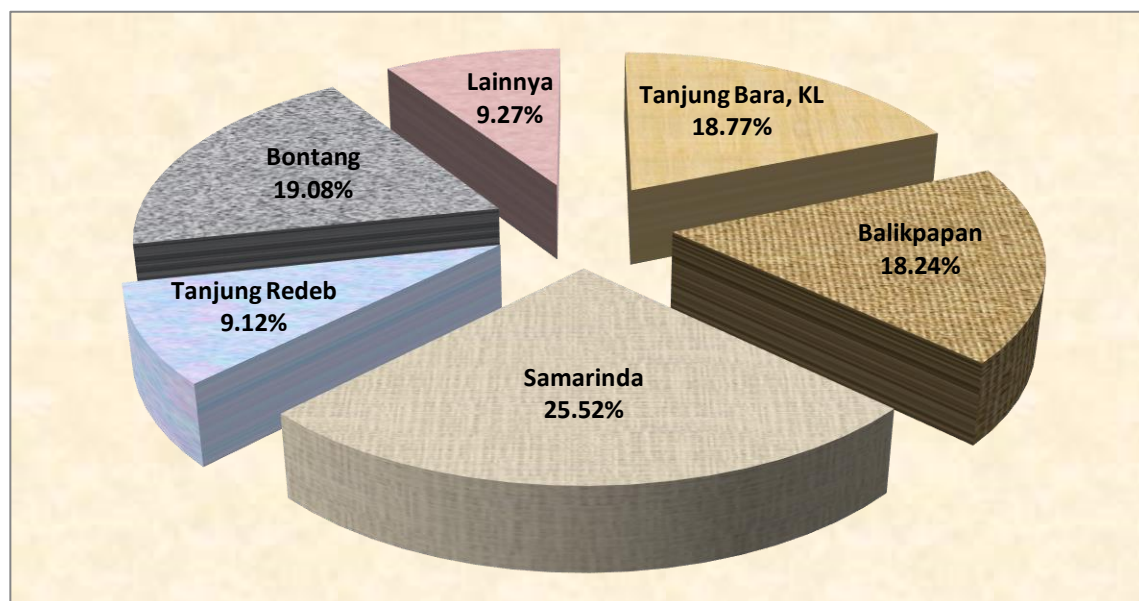
*In the year of 2020, Kalimantan Timur export was loaded through 12 (twelve) ports available in Kalimantan Timur. Out of twelvexport ports, as viewed from each port activities, Samarinda Port was regarded as the biggest port containing of 25,52 percent of export commodity, which reached US\$ 3,31 billion, was non oil material. Port that contains the sccond largest export commodity and the thrid is the port of Bontang and Tanjung Bara, KL which US\$ 2,48 billion and US\$ 2,44 billion or 19,08 percent and 18,77 percent of the total export value of Kalimantan Timur in 2020. The remining export commodity was loaded by other ports as shown in Table A.*

**Tabel A Berat dan Nilai Ekspor Provinsi Kalimantan Timur Menurut Pelabuhan Utama, Tahun 2020**  
*Weight and Value of Kalimantan Timur Export by Major Port of Exportation, 2020*

No	Pelabuhan Port	Berat (Kg) Weight (Kg)	Nilai (US\$) Value (US\$)	Peranan (%) Percentage (%)	
				Berat Weight	Nilai Value
(1)	(2)	(3)	(4)	(5)	(6)
1.	Samarinda	78 896 841 296	3 312 591 745	32,72	25,52
2.	Bontang	17 305 235 056	2 476 729 867	7,18	19,08
3.	Tanjung Bara, KL	52 258 867 000	2 436 401 392	21,67	18,77
4.	Balikpapan	28 573 882 721	2 367 741 655	11,85	18,24
5.	Tanjung Redeb	26 900 232 036	1 183 964 808	11,15	9,12
6.	Lainnya/Others	37 219 653 671	1 202 850 238	15,43	9,27
<b>Total/Total</b>		<b>241 154 711 781</b>	<b>12 980 279 703</b>	<b>100,00</b>	<b>100,00</b>

Sumber/Source : Dokumen PEB, kantor pos, catatan instansi, survei perdagangan lintas batas laut/PEB document, Post office, Agency notes, cross-border trade survey

**Grafik 2 Nilai Ekspor Provinsi Kalimantan Timur Menurut Pelabuhan Muat Utama, Tahun 2020 (Persen)**  
*Kalimantan Timur Export Value by Major Port, 2020 (Percent)*



Sumber/Source : Dokumen PEB, kantor pos, catatan instansi, survei perdagangan lintas batas laut/PEB document, Post office, Agency notes, cross-border trade survey

Barang-barang ekspor Kalimantan Timur tahun 2020 ditujukan ke berbagai negara di lima benua. Benua Asia merupakan tujuan ekspor terbesar dengan nilai mencapai US\$ 12,50 milyar atau sebesar 96,29 persen dari total nilai ekspor Kalimantan Timur. Berikutnya benua Afrika dan Amerika masing-masing senilai US\$ 0,18 milyar dan US\$ 0,16 milyar atau sebesar 1,40 persen dan 1,23 persen. Selebihnya di ekspor ke benua Australia dan Eropa masing-masing senilai US\$ 72,38 juta dan US\$ 67,26 juta atau 0,56 persen dan 0,52 persen.

*In 2020, the export commodity of Kalimantan Timur were sent to many countries in five continents. Asia Continent was regarded as the largest export destination with the total value US\$ 12,50 billion or 96,29 percent from the total export value of Kalimantan Timur. The next were Africa and America which reached US\$ 0,18 billion and US\$ 0,16 billion or 1,40 percent and 1,23 percent. And the remaining continent of export destination was Australia and Europe which reached US\$ 72,38 million and US\$ 67,26 million respectively or 0,56 percent and 0,52 percent.*

**Tabel B Berat dan Nilai Ekspor Provinsi Kalimantan Timur Menurut Benua Tujuan, Tahun 2020**  
*Weight and Value of Kalimantan Timur Export by Continent of Destination, 2020*


No	Benua <i>Continent</i>	Berat (Kg) <i>Weight (Kg)</i>	Nilai (US\$) <i>Value (US\$)</i>	Peranan (%) <i>Percentage (%)</i>	
				Berat <i>Weight</i>	Nilai <i>Value</i>
(1)	(2)	(3)	(4)	(5)	(6)
1.	Asia/ <i>Asia</i>	238 694 984 027	12 499 094 137	98,98	96,29
2.	Afrika/ <i>Africa</i>	576 667 054	181 962 601	0,24	1,40
3.	Amerika/ <i>America</i>	994 822 349	159 586 295	0,41	1,23
4.	Australia/ <i>Australia</i>	116 240 774	72 379 932	0,05	0,56
5.	Eropa/ <i>Europe</i>	771 997 576	67 256 738	0,32	0,52
<b>Total/<i>Total</i></b>		<b>241 154 711 781</b>	<b>12 980 279 703</b>	<b>100,00</b>	<b>100,00</b>

Sumber/*Source* : Dokumen PEB, kantor pos, catatan instansi, survei perdagangan lintas batas laut/*PEB document, Post office, Agency notes, cross-border trade survey.*

**Grafik 3 Nilai Ekspor Provinsi Kalimantan Timur Menurut Benua Tujuan, Tahun 2020 (Persen)**

*Graph*

*Kalimantan Timur Export Value by Continent of Destination, 2020 (percent)*



Sumber/Source : Dokumen PEB, kantor pos, catatan instansi, survei perdagangan lintas batas laut/PEB document, Post office, Agency notes, cross-border trade survey

Menurut negara tujuan ekspor, maka China merupakan negara tujuan ekspor terbesar Kalimantan Timur dengan nilai US\$ 3,65 milyar atau sebesar 28,09 persen dari total nilai ekspor. Kemudian disusul oleh negara India dan Jepang masing-masing dengan nilai ekspor sebesar US\$ 2,36 milyar dan US\$ 1,38 milyar atau sebesar 18,20 persen dan 10,64 persen.

*As based on the destination countries, China was found as the largest one, with the total of value of US\$ 3,65 billion or 28,09 percent of the total export value. The next were India and Japan US\$ 2,36 billion and US\$ 1,38 billion or 18,20 percent and 10,64 percent respectively, followed by other countries.*

**Tabel C Berat dan Nilai Ekspor Provinsi Kalimantan Timur Menurut Negara Tujuan Utama, Tahun 2020**  
*Table Weight and Value of Kalimantan Timur Export by Country of Destination, 2020*

No	Negara Country	Berat (Kg) Weight (Kg)	Nilai (US\$) Value (US\$)	Peranan (%) Percentage (%)	
				Berat Weight	Nilai Value
(1)	(2)	(3)	(4)	(5)	(6)
1.	China/ <i>China</i>	70 843 399 622	3 645 617 020	29,38	28,09
2.	India/ <i>India</i>	59 339 719 476	2 361 991 039	24,61	18,20
3.	Jepang/ <i>Japan</i>	14 879 768 071	1 380 761 046	6,17	10,64
4.	Malaysia/ <i>Malaysia</i>	15 382 582 262	1 015 097 744	6,38	7,82
5.	Lainnya/ <i>Others</i>	80 709 242 350	4 576 811 854	33,47	35,26
<b>Total/Total</b>		<b>241 154 711 781</b>	<b>12 980 279 703</b>	<b>100,00</b>	<b>100,00</b>

Sumber/*Source* : Dokumen PEB, kantor pos, catatan instansi, survei perdagangan lintas batas laut/*PEB document, Post office, Agency notes, cross-border trade survey*

Menurut 21 golongan barang *Harmonized System (HS)*, produk mineral adalah golongan barang yang paling dominan diekspor dari Kalimantan Timur. Pada tahun 2020 produk mineral nilai ekspornya mencapai US\$ 10,75 milyar atau sebesar 82,81 persen dari total nilai ekspor Kalimantan Timur. Golongan barang dengan nilai ekspor terbesar berikutnya adalah Lemak, minyak, malam nabati dan hewani sebesar US\$ 1,30 milyar (10,00 %), Produk

*As based on 21 HSCommodity group, mineral products as the largest one with the total value US\$ 10,75 billion or 82,81 percent of the export total. The next were Product of Fats, Oils, waxes of animals/vegetable which US\$ 1,30 billion (10,00%), chemical or allied industries which US\$ 787,72 million (6,07%), Wood and its articles, plaiting materials which US\$ 91,81 million (0,71%) and Live animals, animal product which US\$ 12,77 million (0,10%). Outside of these five*



industri kimia senilai US\$ 787,72 juta (6,07%), Kayu, barang dari kayu, barang anyaman senilai US\$ 91,81 juta (0,71%) dan Binatang hidup, Produk hewani sebesar US\$ 12,77 juta (0,10%). Di luar lima golongan barang tersebut, golongan barang lainnya memiliki total nilai ekspor sebesar US\$ 41,06 juta (0,32%).

*commodity group, other commodity group have a total value of eksport amounted to US\$ 41,06 million (0,32%).*

**Tabel D Berat dan Nilai Ekspor Provinsi Kalimantan Timur Menurut 21 Golongan Barang Utama, Tahun 2020**  
*Weight and Value of Kalimantan Timur Export by Major 21 Commodity Group, 2020*

Golongan Barang <i>Commodity Group</i>	Berat (Kg) <i>Weight (Kg)</i>	Nilai (US\$) <i>Value (US\$)</i>	Peranan (%) <i>Percentage (%)</i>	
			Berat <i>Weight</i>	Nilai <i>Value</i>
05 Produk Mineral/ <i>Mineral products</i>	235 828 432 784	10 748 649 830	97,79	82,81
03 Lemak, Minyak, malam nabati dan Hewani/ <i>Fats, oils, waxes of animals/vegetable</i>	1 978 538 246	1 298 273 221	0,82	10,00
06 Produk Industri Kimia/ <i>Product of chemical or allied industries</i>	3 156 306 778	787 719 153	1,31	6,07
09 Kayu, Barang Dari Kayu, Barang Anyaman/ <i>Wood and its articles, plaiting materials</i>	104 880 532	91 807 390	0,04	0,71
01 Binatang Hidup, Produk Hewani/ <i>Live animals, animal product</i>	1 160 133	12 766 606	0,00	0,10
Lainnya/ <i>The others</i>	85 393 308	41 063 504	0,04	0,32
<b>Total</b>	<b>241 154 711 781</b>	<b>12 980 279 703</b>	<b>100,00</b>	<b>100,00</b>

Sumber/*Source* : Dokumen PEB, kantor pos, catatan instansi, survei perdagangan lintas batas laut/*PEB document, Post office, Agency notes, cross-border trade survey*

Selain berdasarkan 21 golongan barang, ekspor Kalimantan Timur bisa diamati menurut jenis barangnya (HS). Jenis barang ekspor terbesar dari Kalimantan Timur adalah batu bara, dihancurkan maupun tidak, tetapi tidak diaglomerasi, batu bara lainnya yakni sebesar 49,90 persen dengan nilai US\$ 6,48 milyar, disusul oleh batu bara dan batu bara lainnya, dihancurkan maupun tidak, tetapi tidak diaglomerasi, bituminous coal, batu bara bahan bakar masing-masing senilai US\$ 1,47 milyar dan US\$ 1,09 milyar atau sebesar 11,30 persen dan 8,36 persen dari total nilai ekspor Kalimantan Timur tahun 2020.

*Kalimantan Timur export can also be seen from its commodity classification (HS). Out of the total export, the largest of export commodity was Coal, whether or not pulverised, but not agglomerated ,other coal (49,90 percent) which reached US\$ 6,48 billion, and followed by Coal, whether or not pulverised, but not agglomerated ,bituminous coal, coking coal and Coal, whether or not pulverised, but not agglomerated ,bituminous coal, which reached US\$ 1,47 billion and US\$ 1,09 billion or 11,30 percent and 8,36 percent respectively of the total value of East Kalimantan exports in 2020.*

**Tabel E Berat dan Nilai Ekspor Provinsi Kalimantan Timur Menurut Komoditi (HS 8 Digit) Utama, Tahun 2020**  
*Weight and Value of Kalimantan Timur Export by Major Commodity 8 Digit HS, 2020*

Komoditi	Berat (Kg)	Nilai (US\$)	Peranan (%)	
			Berat	Nilai
(1)	(2)	(3)	(4)	(5)
27011900 Batu bara, dihancurkan maupun tidak, tetapi tidak diaglomerasi, batu bara lainnya/ <i>Coal, whether or not pulverised, but not agglomerated, Other coal</i>	164 803 576 677	6 476 585 725	68,34	49,90

Komoditi	Berat (Kg)	Nilai (US\$)	Peranan (%)	
			Berat	Nilai
(1)	(2)	(3)	(4)	(5)
27011210 Batu bara, dihancurkan maupun tidak, tetapi tidak diaglomerasi, bituminous coal, batu bara bahan bakar/ <i>Coal, whether or not pulverised, but not agglomerated, bituminous coal, coking coal</i>	26 815 833 000	1 467 249 768	11,12	11,30
27011290 Batu bara lainnya, dihancurkan maupun tidak, tetapi tidak diaglomerasi, bituminous coal/Coal, whether or not pulverised, but not agglomerated, bituminous coal	21 136 589 520	1 085 440 408	8,76	8,36
27111100 Dicairkan, gas alam/ <i>Liquefied, natural gas</i>	3 412 618 370	1 032 384 593	1,42	7,95
15119037 Fraksi cair minyak sawit olahan, dengan nilai yodium 55 atau lebih tetapi kurang dari 60/ <i>Liquid fractions of refined palm oil, with iodine value 55 or more but less than 60</i>	1 123 816 379	730 284 442	0,47	5,63
27021000 Lignit, dihancurkan maupun tidak, tetapi tidak diaglomerasi/ <i>Lignite, whether or not pulverised, but not agglomerated</i>	19 260 285 000	571 080 281	7,99	4,40
31021000 Urea, baik panas atau panas dalam larutan/ <i>Urea, whether or not in aqueous solution</i>	1 815 860 537	440 252 587	0,75	3,39
15119020 Minyak kelapa sawit olahan/ <i>Refined palm oil</i>	327 010 149	230 786 329	0,14	1,78
Lainnya/ <i>Others</i>	2 459 122 148	946 215 568	1,02	7,29
<b>Total/Total</b>	<b>241 154 711 781</b>	<b>12 980 279 703</b>	<b>100,00</b>	<b>100,00</b>

Sumber/Source : Dokumen PEB, kantor pos, catatan instansi, survei perdagangan lintas batas laut/PEB document, Post office, Agency notes, cross-border trade survey

## LAMPIRAN/ *APPENDIX*

<https://kaltim.bps.go.id>



**Tabel 1** : Perkembangan Nilai Ekspor Migas dan Non Migas Provinsi Kalimantan Timur (US\$ 000), 2016-2020

**Table 1** : *Trend of Kalimantan Timur Export Value by Commodity Group (Oil & Gas and Non Oil & Gas) (US\$ 000), 2016-2020*

<b>Tahun</b> <i>Year</i>	<b>Migas</b> <i>Oil &amp; Gas</i>	<b>Non Migas</b> <i>Non Oil &amp; Gas</i>	<b>Total</b> <i>Total</i>
(1)	(2)	(3)	(4)
2016	3 781 666	10 072 707	13 854 373
2017	4 302 825	13 230 030	17 532 855
2018	3 356 377	15 029 357	18 385 734
2019	1 900 719	14 282 487	16 183 207
2020	1 148 294	11 831 986	12 980 280

Sumber/Source : Dokumen PEB, kantor pos, catatan instansi, survei perdagangan lintas batas laut/PEB document, Post office, Agency notes, cross-border trade survey

**Tabel 2** : Laju Pertumbuhan Nilai Ekspor Provinsi Kalimantan Timur (%), 2016 – 2020  
**Table 2** : Growth Rate of Kalimantan Timur Export Value (%), 2016 – 2020

Tahun Year	Laju Pertumbuhan ( % ) Growth Rate ( % )		
	Migas Oil & Gas	Non Migas Non Oil & Gas	Total Total
(1)	(2)	(3)	(4)
2016	-41,04	-9,00	-20,76
2017	13,78	31,35	26,55
2018	-22,00	13,60	4,68
2019	-43,37	-4,97	-11,98
2020	-39,59	-17,16	-19,79

Sumber/Source : Dokumen PEB, kantor pos, catatan instansi, survei perdagangan lintas batas laut/PEB document, Post office, Agency notes, cross-border trade survey

**Tabel 3** : Nilai Ekspor Provinsi Kalimantan Timur Menurut Pelabuhan Muat dan Golongan Barang 2020 (FOB US\$)  
**Table 3** *Export Value of Kalimantan Timur by Port and Commodity Group 2020 (FOB US\$)*

<b>Pelabuhan Muat</b> <i>Exportation Port</i>	<b>Migas</b> <i>Oil &amp; Gas</i>	<b>Non Migas</b> <i>Non Oil &amp; Gas</i>	<b>Total</b> <i>Total</i>
(1)	(2)	(3)	(4)
KARIANGAU	-	18 330 834	18 330 834
TANAH GROGOT	-	1 143 945	1 143 945
TANJUNG BARA, KL	-	2 436 401 392	2 436 401 392
BALIKPAPAN	115 908 909	2 251 832 746	2 367 741 655
SAMARINDA	-	3 312 591 745	3 312 591 745
TANJUNG REDEP	-	1 183 964 808	1 183 964 808
PASIR/TANAH GROGOT	-	1 559 603	1 559 603
TANJUNG SANGATA	-	8 867 757	8 867 757
SEPINGGAN (U)	144	1 848 609	1 848 753
BONTANG	1 032 384 593	1 444 345 273	2 476 729 867
ADANG BAY	-	815 865 278	815 865 278
SANGKULIRANG	-	355 234 069	355 234 069
<b>TOTAL EKSPOR</b>	<b>1 148 293 646</b>	<b>11 831 986 057</b>	<b>12 980 279 703</b>
<b>TOTAL EXPORT</b>			

Sumber/Source : Dokumen PEB, kantor pos, catatan instansi, survei perdagangan lintas batas laut/PEB document, Post office, Agency notes, cross-border trade survey



**Tabel 4** : Berat dan Nilai Ekspor Menurut Pelabuhan Muat Provinsi Kalimantan Timur, 2020

**Table 4** *Weight and Value of Kalimantan Timur Export by Port, 2020*

<b>Pelabuhan Muat</b> <i>Exportation Port</i>	<b>Berat (Kg)</b> <i>Weight (Kg)</i>	<b>Nilai FOB (US\$)</b> <i>FOB Value (US\$)</i>
(1)	(2)	(3)
KARIANGAU	6 395 794	18 330 834
TANAH GROGOT	49 500 000	1 143 945
TANJUNG BARA, KL	52 258 867 000	2 436 401 392
BALIKPAPAN	28 573 882 721	2 367 741 655
SAMARINDA	78 896 841 296	3 312 591 745
TANJUNG REDEP	26 900 232 036	1 183 964 808
PASIR/TANAH GROGOT	3 723 063	1 559 603
TANJUNG SANGATA	286 368 000	8 867 757
SEPINGGAN (U)	264 175	1 848 753
BONTANG	17 305 235 056	2 476 729 867
ADANG BAY	22 453 087 640	815 865 278
SANGKULIRANG	14 420 315 000	355 234 069
<b>TOTAL EKSPOR</b> <b>TOTAL EXPORT</b>	<b>241 154 711 781</b>	<b>12 980 279 703</b>

Sumber/Source : Dokumen PEB, kantor pos, catatan instansi, survei perdagangan lintas batas laut/PEB document, Post office, Agency notes, cross-border trade survey

**Table 5** : Berat dan Nilai Ekspor Provinsi Kalimantan Timur Menurut Benua, 2020  
**Table 5** : *Weight and Value of Kalimantan Timur Export by Continent of Destination, 2020*

<b>Benua Tujuan</b> <i>Continent of Destination</i>	<b>Berat (Kg)</b> <i>Weight (Kg)</i>	<b>Nilai FOB (US\$)</b> <i>FOB Value (US\$)</i>
(1)	(2)	(3)
<b>ASIA/ASIA</b>	238 694 984 027	12 499 094 137
<b>AUSTRALIA/AUSTRALIA</b>	116 240 774	72 379 932
<b>EROPA/EUROPE</b>	771 997 576	67 256 738
<b>AMERIKA/AMERICA</b>	994 822 349	159 586 295
<b>AFRIKA/AFRICA</b>	576 667 054	181 962 601
<b>TOTAL EKSPOR</b> <b>TOTAL EXPORT</b>	<b>241 154 711 781</b>	<b>12 980 279 703</b>

Sumber/Source : Dokumen PEB, kantor pos, catatan instansi, survei perdagangan lintas batas laut/PEB document, Post office, Agency notes, cross-border trade survey

**Tabel 6** Berat dan Nilai Ekspor Provinsi Kalimantan Timur Menurut Negara, 2020  
**Table 6** : *Weight and Value of Kalimantan Timur Export by Country of Destination, 2020*

<b>Negara Tujuan</b> <i>Country of Destination</i>	<b>Berat (Kg)</b> <i>Weight (Kg)</i>	<b>Nilai FOB (US\$)</b> <i>FOB Value (US\$)</i>
(1)	(2)	(3)
JAPAN	14 879 768 071	1 380 761 046
HONG KONG	1 176 808 314	67 064 744
KOREA, REPUBLIC OF	13 512 606 563	706 412 101
TAIWAN	12 504 812 357	746 614 330
CHINA	70 843 399 622	3 645 617 020
PAPUA NEW GUINEA	17 292 000	9 264 141
THAILAND	9 996 669 267	444 432 439
SINGAPORE	515 326 351	56 240 983
PHILIPPINES	17 471 368 838	887 391 121
MALAYSIA	15 382 582 262	1 015 097 744
MYANMAR	187 201 192	13 354 568
CAMBODIA	244 890 000	12 927 589
BRUNEI DARUSSALAM	949 991 000	41 912 082
LAO PEOPLES DEMOCRATIC REPUBLIC	12 714 319 763	448 772 699
VIET NAM	59 339 719 476	2 361 992 039
PAKISTAN	1 397 536 868	181 832 430
BANGLADESH	7 205 496 866	396 352 970
SRI LANKA	44 885 231	10 516 883
SAUDI ARABIA	52 799 064	44 316 385
OMAN	6 183 510	5 357 833
UNITED ARAB EMIRATES	251 325 114	22 861 969
QATAR	2 298	1 020
MOZAMBIQUE	5 899 757	4 144 926
SOUTH AFRICA	71 127 536	43 286 170
AUSTRALIA	121 809 756	34 866 528
NEW ZEALAND	650 037 000	30 776 960
UNITED STATES	651 844 089	78 486 123
MEXICO	246 749 467	57 871 248
COLOMBIA	45 984 947	10 576 538
UNITED KINGDOM	29 830	386 697
NETHERLANDS	59 334 149	36 443 443
FRANCE	416	5 609

<b>Negara Tujuan</b> <i>Country of Destination</i>	<b>Berat (Kg)</b> <i>Weight (Kg)</i>	<b>Nilai FOB (US\$)</b> <i>FOB Value (US\$)</i>
(1)	(2)	(3)
GERMANY, FED. REP. OF	615	3 905
NORWAY	2 864	147 139
SWEDEN	1 202	74 903
ITALY	77 488 969	51 418 099
SPAIN	109 523 597	72 336 264
SLOVENIA	324 663 000	14 635 082
RUSSIA FEDERATION	7 440	19 610
DEMOCRATIC REP. OF CONGO	1 145	8 012
KENYA	8 499 580	5 731 075
EGYPT	8 470 000	4 573 800
TOGO	12 449 594	7 429 681
DJIBOUTI	5 999 847	3 239 917
MAURITANIA	1 089 820	1 231 373
BRAZIL	32 709 034	8 040 730
BELGIUM	119 937	3 148 713
LIBYAN ARAB JAMAHIRIYA	2 496	31 583
COMOROS	81 000	926 429
COTE D'IVOIRE	2 619 999	1 776 967
UKRAINE	129	15 648
GEORGIA	5 494 906	3 327 489
TUVALU	150 820	1 613 250
CANADA	17 534 812	4 611 656
<b>TOTAL EKSPOR</b> <b>TOTAL EXPORT</b>	<b>241 154 711 781</b>	<b>12 980 279 703</b>

Sumber/Source : Dokumen PEB, kantor pos, catatan instansi, survei perdagangan lintas batas laut/PEB document, Post office, Agency notes, cross-border trade survey

**Tabel 7** : Berat dan Nilai Ekspor Provinsi Kalimantan Timur Menurut 21 Golongan Barang, 2020

**Table 7** *Weight and Value of Kalimantan Timur Export by 21 Commodity Group, 2020*

HS	Uraian Golongan Barang	Berat (Kg)	Nilai FOB (US\$)
(1)	Group Description	Weight (Kg)	FOB Value (US\$)
(1)	(2)	(3)	(4)
1	Live animals, animal product	1 160 133	12 766 606
2	Vegetable product	41 721 582	7 438 750
3	Fats, Oils, waxes of animals/vegetable	1 978 538 246	1 298 273 221
4	Foodstuffs, beverages, spirits and tobacco	37 678 903	5 961 330
5	Mineral products	235 828 432 784	1 0748 649 830
6	Product of chemical or allied industries	3 156 306 778	787 719 153
7	Plastics, rubber and articles thereof	5 954	115 460
8	Raw hides, skins, leather and articles	4	297
9	Wood and its articles, plaiting materials	104 880 532	91 807 390
10	Pulp, paper and articles thereof	10	76
11	Textiltes and textile articles	37 599	76 300
13	Cement, plaster, ceramic product, glass	294	6 320
15	Base metals and articles thereof	583 441	6 786 797
16	Machinery, electrical, electronic equipments	4 553 419	11 696 965
17	Vehicles, aircraft, vessels, etc	797 495	8 695 258
18	Optical, photographics, musical instruments, etc	12 857	222 180
20	Miscellaneous manufactured articles	1 751	63 772
<b>TOTAL EKSPOR</b>		<b>241 154 711 781</b>	<b>12 980 279 703</b>
<b>TOTAL EXPORT</b>			

Sumber/Source : Dokumen PEB, kantor pos, catatan instansi, survei perdagangan lintas batas laut/PEB document, Post office, Agency notes, cross-border trade survey

**Tabel 8** : Berat dan Nilai Ekspor Provinsi Kalimantan Timur Menurut Golongan Barang (HS) 2 Digit, 2020

**Table 8** *Weight and Value of Kalimantan Timur Export by Commodity 2 Digit HS, 2020*

<b>HS</b>	<b>Uraian Golongan Barang Group Description</b>	<b>Berat (Kg) Weight (Kg)</b>	<b>Nilai FOB (US\$) FOB Value (US\$)</b>
(1)	(2)	(3)	(4)
1	Live animals	848	2 544
3	Fish and crustaceans, Molluscs and other aquatic invertebrates	1 159 285	12 764 062
12	Oil seeds and oleaginous fruits; miscellaneous grains, seed, and fruits; industrial or medical plants; straw and fodder	13 334 162	4 783 588
14	Vegetable plaiting materials; vegetable products not elsewhere specified or included	28 387 420	2 655 162
15	Animal or vegetable fats and oils and their cleavage products; prepared edible fats; animal or vegetable waxes	1 978 538 246	1 298 273 221
23	Residues and waste from the food industries; prepared animal fodder	37 678 903	5 961 330
27	Mineral fuels, mineral oils and products of their distillation; bituminous substances; mineral waxes	235 828 432 784	10 748 649 830
28	Inorganic chemicals; organic or inorganic compounds of precious metals, of rare-earth, of radioactive elements or of isotopes	925 196 709	224 726 652
29	Organic chemicals	246 221 245	38 519 749
31	Fertilizers	188 289 2537	467 887 703
32	Tanning or dyeing extracts, tannins and their derivatives; dyes, pigments and other colouring matter; paints and varnishes; putty and other mastics; ink	42 000	1 260
35	Albuminoidal substances; modified starches; glues; enzymes	27	1 279
38	Miscellaneous chemical products	101 954 260	56 582 510
39	Plastics and articles thereof	98	6 550
40	Rubber and articles thereof	5 856	108 910

<b>HS</b>	<b>Uraian Golongan Barang Group Description</b>	<b>Berat (Kg) Weight (Kg)</b>	<b>Nilai FOB (US\$) FOB Value (US\$)</b>
(1)	(2)	(3)	(4)
42	Articles of leather; saddlery and harness; travel goods, handbags and similar containers; articles of animal gut (other than silk-worm gut)	4	297
44	Wood and articles of wood; wood charcoal	104 880 532	91 807 390
49	Printed books, newspapers, pictures, and other products of the printing industry, manuscripts, typescripts and plans	10	76
56	Wadding, felt, and non-wovens; special yarn; twine, cordage, ropes and cables and articles thereof	165	1 400
61	Articles of apparel and clothing accessories, knitted or crocheted	3	56
63	Other made up textile articles; sets; worn clothing and worn textile articles; rags	3 7431	74 843
68	Articles of stone, plaster, cement, asbestos, mica or similar material	177	2 255
70	Glass and glassware	118	4 064
72	Iron and steel	535	9 790
73	Articles of iron and steel	562 935	6 578 259
74	Copper and articles thereof	1 005	13 749
76	Aluminium and articles thereof	13	1 135
82	Tools, implements, cutlery, spoon and forks, of base metal and parts thereof of base metal	18 531	176 464
83	Miscellaneous articles of base metal	422	7 400
84	Nuclear reactors, boilers, machinery and mechanical appliances; parts thereof	4 547 454	11 471 684
85	Electrical machinery and equipments and parts thereof; sound recorders/reproducers, television image and sound recorders and reproducers and parts and accessories of such articles	5 965	225 281

<b>HS</b>	<b>Uraian Golongan Barang Group Description</b>	<b>Berat (Kg) Weight (Kg)</b>	<b>Nilai FOB (US\$) FOB Value (US\$)</b>
(1)	(2)	(3)	(4)
86	Railway and tramway locomotive, mechanical traffic, and all kinds	90 050	163 500
87	Vehicles other than railway/tramway rolling-stock, and parts and accessories thereof	58 846	1 834 134
88	Aircraft, spacecraft, and parts thereof	126	2 324
89	Ships, boat, and floating structures	648 473	6 695 299
90	Optical, photographic, cinematographic, measuring, checking, precision, medical or surgical instruments and apparatus; parts and accessories thereof	12 857	222 180
94	Furnitures, bedding, mattresses, mattress supports, cushions and stuffed furnishing; lamps and lighting fittings, Not elsewhere specified or included; iluminated signs, iluminated name plates and the like; prefabricated buildings	1 751	63 772
<b>TOTAL EKSPOR TOTAL EXPORT</b>		<b>241 154 711 781</b>	<b>12 980 279 703</b>

Sumber/Source : Dokumen PEB, kantor pos, catatan instansi, survei perdagangan lintas batas laut/PEB document, Post office, Agency notes, cross-border trade survey



**Tabel 9** : Berat dan Nilai Ekspor Provinsi Kalimantan Timur Menurut Komoditi (HS) 8 Digit, 2020

**Table 9** Weight and Value of Kalimantan Timur Export by Commodity 8 Digit HS, 2020

HS	Uraian Golongan Barang Group Description	Berat (Kg) Weight (Kg)	Nilai FOB (US\$) FOB Value (US\$)
(1)	(2)	(3)	(4)
01062000	Live reptiles (including snakes and turtles)	848	2 544
03011195	Arowanas (Scleropages formosus)	427	4 013
03019952	Grouper	81 500	571 162
03024900	Oth fish e.g Makarel Indian,seerfishes,jacks, crevalles,silver pomfrets etc, excl edible fish offal of s0302.91-0302.99	38 858	174 758
03028911	Grouper, fresh or chilled, excluding edible fish offal	45 128	204 927
03028917	Black pomfrets (Parastromatus niger), fresh or chilled, excluding edible fish offal	934	4 528
03028919	Oth Marine fish, nec in heading 0302891, fresh/chilled,excl fillets, fish meat of 0304,edible fish offal of 030291-299	49 388	248 757
03044900	Fresh or chilled fillets of oth fish subheading 030441 - 030449	384	3 200
03048700	Frozen fillet of Tunas (of the genus Thunnus), skipjack or stripe-bellied bonito (Euthynnus (Katsuwonus) pelamis)	1 000	6 416
03061711	Giant tiger prawns (Penaeus monodon) headless, frozen, fit for human consumption	526 130	7 280 838
03061719	Giant tiger prawns (Penaeus monodon) with head, frozen, fit for human consumption	142 978	2 499 754
03061790	Other shrimps and prawns, frozen, fit for human consumption	187 803	1 307 466
03063300	Crabs, live, fresh or chilled	72 627	342 306
03063631	Giant tiger prawns (Penaeus monodon), fresh or chilled	11 607	113 505
03063639	Other shrimps and prawns, fresh or chilled	511	2 389
03079110	Oth mollusc, fit for human consumption, oth than HS code of 030711 to 030788, live	10	41
12071030	Kernels	13 300 000	4 732 740
12122112	Eucheuma cottonii fit for human consumption, dried but not ground	34 162	50 848
14049091	Palm kernel shells	28 387 420	2 655 162
15111000	Crude palm oil	226 884 328	142 690 575
15119020	Refined palm oil	327 010 149	230 786 329

HS	Uraian Golongan Barang <i>Group Description</i>	Berat (Kg) <i>Weight (Kg)</i>	Nilai FOB (US\$) <i>FOB Value (US\$)</i>
(1)	(2)	(3)	(4)
15119031	Solid fractions of refined palm oil, with iodine value 30 or more, but less than 40	241 726 286	166 749 970
15119037	Liquid fractions of refined palm oil, with iodine value 55 or more but less than 60	112 3816 379	730 284 442
15132110	Crude oil of palm kernel	9 501 858	6 234 733
15132995	Palm kernel oil, RBD	19 700 524	15 078 696
15180019	oth fats & oil & its fractions, boiled/oxidised/dehydrated/sulphurised/blown/polymerised /chemically modified	398 720	305 655
15200010	Crude glycerol	29 200 002	6 033 260
15220090	Residues resulting from the treatment of fatty substances or animal or vegetable waxes	300 000	109 560
23066010	Palm nuts or kernels, ground or in the form of pellets	20 277 040	2 292 272
23066090	Palm nuts or kernels, oth than ground or in the form of pellets	17 108 723	3 533 594
23069090	oth than maize (corn) germ	293 140	135 463
27011210	Coal, whether or not pulverised, but not agglomerated ,bituminous coal ,coking coal	26 815 833 000	1 467 249 768
27011290	Other coal, whether or not pulverised, but not agglomerated ,bituminous coal	21 136 589 520	1 085 440 408
27011900	Coal, whether or not pulverised, but not agglomerated ,other coal	164 803 576 677	6 476 585 725
27021000	Lignite, whether or not pulverised, but not agglomerated	19 260 285 000	571 080 281
27090010	Crude petroleum oils	29 537 591	7 269 619
27101950	Hydraulic brake fluid	7	144
27101971	Automotive diesel fuel	52 158 607	17 040 067
27101979	Other fuel oils	58 177 176	14 973 931
27111100	Liquefied,natural gas	3 412 618 370	1 032 384 593
27139000	Other residues of petroleum oils or of oils obtained from bituminous minerals	259 656 835	76 625 293
28141000	Anhydrous ammonia	925 196 709	224 726 652
29051100	Methanol (methyl alcohol)	246 221 245	38 519 749
31021000	Urea, whether or not in aqueous solution	1 815 860 537	440 252 587
31023000	Ammonium nitrate, whether or not in aqueous solution	67 032 000	27 635 116

HS	Uraian Golongan Barang Group Description	Berat (Kg) Weight (Kg)	Nilai FOB (US\$) FOB Value (US\$)
(1)	(2)	(3)	(4)
32099000	Paints&varn incl enamels&lacq based on synth poly or chem mod nat poly,disprsd in a wtr med,exc bsd on acrylc/vinyl poly	42 000	1 260
35061000	Products suitable for use as glues or adhesives, put up for retail sale as glues or adhesives, net weight ≤ 1 kg	27	1 279
38119090	Other than additives for lubricating oils, that is not for prevention rust or corrosion inhibitors	72	200
38200000	Anti-freezing preparations & prepared de-icing fluids.	8 975	7 638
38231920	Industrial monocarboxylic fatty acids, acid oils from refining , other , Palm fatty acid distillate	92 649 761	56 565 377
38256900	Other wastes from chemical or allied industries other mainly containing organic constituents	9 295 452	9 295
39172200	Tubes, pipes & hoses, rigid,of polymers of propylene	1	454
39173299	Oth tube,pipe&hose,unfurther work than merely surface worked, oth thn 3917.32.93-95	66	3 492
39173399	Oth flex tube,pipe&hose,unreinforced/othwise comb w oth materials,w/o fittings, further worked thn merely surface worked	1	409
39263000	Fittings for furniture, coachwork or the like	1	153
39269099	Other articles of plastics & other materials of headings 39.01 to 39.14. oth than 3926.10.00-3926.90.92	29	2 041
40091100	Tubes,pipes&hoses, vulcanised rubber o.t hard rubber,unreinforced/othwise combined w/ oth materials,wo/ their fittings	538	15 104
40092190	Tubes,pipes & hoses,vulcanised rubber o.t hard rubber,reinforced/combined w/metal,wo/ their fittings,oth thn 4009.21.90	4	686
40092290	Tubes,pipes & hoses,vulcanised rubber o.t hard rubber, reinforced/combined w/metal,w/their fittings, oth thn 4009.22.90	50	127
40093199	Oth thn fuel hoses,heater hoses & water hoses,of a kind used on motor vehicles of heading 87.02, 87.03, 87.04 or 87.11	158	13 500
40093290	Tubes,pipes&hoses,vulcanised rubber o.t hard rubber,reinforced/combined w/textile,w/fittings,oth thn 4009.32.10-20	154	1 154

HS	Uraian Golongan Barang Group Description	Berat (Kg) Weight (Kg)	Nilai FOB (US\$) FOB Value (US\$)
(1)	(2)	(3)	(4)
40094290	Tubes, pipes and hoses, of vulcanised rubber other than 4009.42.10-20	79	8 321
40103200	Endless transm belts trapezoidal cross-section (Vbelts), oth thn V-ribbed, outside circum excee 60 cm but not excee 180 cm	8	390
40103300	Endless transmission belts trapezoidal cross-section (Vbelts), V-ribbed, outside circum excee 180 cm but not excee 240 cm	28	2 505
40112090	New pneumatic tyres, of rubber, of a kind used on buses or lorries, of a width not less than 450 mm.	89	504
40122099	Used pneumatic tyres of rubber, other than 4012.20.10-4012.20.91	3 280	15 724
40169110	Mats of vulcanised rubber other than hard rubber	33	949
40169190	Floor coverings other than 4016.90.10-4016.91.20 of vulcanised rubber other than hard rubber	11	405
40169320	Gaskets and o-rings, of a kind used on motor vehicles of heading 87.02, 87.03, 87.04 or 87.11	92	163
40169390	Gaskets, washers and other seals of vulcanised rubber other than hard rubber, other than 4016.93.10-4016.93.20	460	26 266
40169952	Tyre mould bladders of vulcanised rubber other than hard rubber	187	7 350
40169999	Other articles of vulcanised rubber other than hard rubber, n.e.c in 4016	685	15 762
42050090	Other articles of leather or of composition leather, oth thn HS code 4205.00.10 - 4205.00.40	4	297
44072941	Tropical wood of keruing ( <i>Dipterocarpus spp</i> ), planed, sanded or end-joint	23 779	13 376
44092900	Other than of bamboo & tropical wood cotinuously shaped along any of its edgee, ends/ faces, won planed, sanded or end-jointed	22 640	30 211
44123100	Oth plywood, consis solely sheets of wood (exc bamboo), each ply <= 6 mm thick, w/ at least one outer ply of tropical wood	64 021 004	56 493 839
44123900	Oth plywood, consis solely sheets of wood (exc bamboo), each ply <= 6 mm thick, w/ at least one outer ply of coniferous wood	38 815 720	34 031 902
44129400	Oth plywood, consis solely of sheets of wood (oth thn bamboo), each ply >6 mm thickness, Blockboard, laminboard & battenboard	609 159	365 559

HS	Uraian Golongan Barang Group Description	Berat (Kg) Weight (Kg)	Nilai FOB (US\$) FOB Value (US\$)
(1)	(2)	(3)	(4)
44129910	Oth plywood,exc bamboo,each ply>6mm thick,oth thn blockboard,laminboard&battenboard,w/at least one side faced w/ plastics	57 368	42 969
44129930	Oth ply,exc bamboo,each ply> 6 mm thick,oth thn blockboard,lamin&battenboard,w/at least one sidefaced w/oth tropicalwood	72 724	53 471
44129990	Other plywood, except bamboo, each ply more than 6 mm thickness, other than HS code 4412.99.10 - 4412.99.30	81 959	104 440
44219996	Barecore other than of bamboo	1 176 178	671 622
49059900	Maps&hydrographic /similar charts of all kinds,including atlases,wall maps&topographical plans,printed,not in book form	10	76
56090000	Articles of yarn,strip or the like of heading 54.04 or 54.05,twine,cordage,rope/cables, not elsewhere specified/included	165	1 400
61130040	Other protective work garments,made up of knitted/crochetedfabrics of heading 59.03, 59.06 or 59.07	3	56
63049190	Oth furnishing articles, excluding those of heading 94.04,knitted or crocheted	1	213
63053390	Other sacks&bags,use for packing of good,of polyethylene orpolypropylene strip,not knitte/crochete,of woven of strip	35 380	67 344
63079090	Oth made up articlcs excl umbrella covers/surgical masks/safety harnesses/fans&handscreens/laces shoes,boots,corsets	2 050	7 287
68132090	Oth thn brake lining&pad of friction material&article,containing asbestos	1	746
68138100	Brake lining&pad of friction material&article,containingasbestos	176	1 509
70072110	Laminated safety glass suitable for vehicles of chapter 870	18	962
70091000	Rear-view mirrors for vehicles	99	3 102
72104999	Oth than iron/non-alloy steel,width>=600 mm,coated zinc byiron zinc method,weight<0.04%carbon&>1.2mm	23	693
72169110	Angle,oth than slotted angles,further work than cold finish,from flat-rolled product,weight>=0.6%carbon	6	913
72284090	Oth than bar&rod oth alloy steel;angle,shape&sect unfurtherwork forged,circular cross sect	51	187
72286090	Oth than bar&rod,circular cross sect	456	7 996

HS	Uraian Golongan Barang <i>Group Description</i>	Berat (Kg) <i>Weight (Kg)</i>	Nilai FOB (US\$) <i>FOB Value (US\$)</i>
(1)	(2)	(3)	(4)
73041900	Line pipe used for oil/gas pipelines oth of stainless steel	9 285	30 000
73043190	Circular cross-section,iron/non-alloy steel,diameter>=140mm & carbon weight >=0.45%, cold-drawn/rolled (cold reduced)	10	338
73045110	Drillrod casing and tubing with pin and box threads, cold-drawn or cold-rolled (cold-reduced)	9 900	14 250
73063011	Boiler tubes : with an extn diameter < 12.5 mm	21	2 074
73063099	Oth pipe to heater pipe,elemnt elect flat,w/extn dia<=12mm,w/intrnl dia>=12.5 mm,extrnl dia<140mm &contain weight<0.45%	29	2 131
73071900	Other cast fittings of non-malleable cast iron	3	390
73079990	Oth tube/pipe fittings,not butt welding fittings/flanges/elbows,bends,sleeve internal diameter>=15cm	6	1 503
73089099	Other guardrails of iron or steel	29 208	102 100
73090099	Other not lined or heat-insulated	33	400
73121099	Other stranded wire, rope and cables not prestresed concrete strand wire	30 088	256 857
73151199	Other roller chain, transmission type of a pitch length > 32 mm	3 279	59 243
73158100	Stud-link of iron or steel	402 080	5 313 588
73160000	Anchors, grapnels and parts thereof, of iron or steel.	49 100	510 351
73181510	Other screws and bolts, whether or not with their nuts , or washers having a shank of an external diameter <= 16 mm	1 247	397
73181590	Other screws and bolts, whether or not with their nuts or washers, having a shank of an external diameter > 16 mm	6 432	115 554
73181690	Other nuts for bolts having a shank of an external diameter not exceeding 16 mm	898	13 182
73181990	Other treaded articles having a shank of an external diameter > 16 mm	13	1 950
73182100	Non-threaded articles, spring washers & other lock washers	10	1 890
73182200	Non-threaded articles, other washers	827	21 607
73182390	Other rivets	1	19
73182400	Cotters and cotter-pin	166	3 460
73182990	Other non articles, having a shank of an external diameter > 16 mm	202	4 874
73201011	Suitable for use on motor vehicles of heading 87.02, 87.03 or 87.04	765	12 572

HS	Uraian Golongan Barang <i>Group Description</i>	Berat (Kg) <i>Weight (Kg)</i>	Nilai FOB (US\$) <i>FOB Value (US\$)</i>
(1)	(2)	(3)	(4)
73201090	Other suitable for use on motor vehicles or machinery of heading 84.29 or 84.30	11 812	51 034
73202011	Helical spring,suitable for use on motor vehicle/machinery of heading 84.29 or 84.30 for motor vehicles	1 816	9 318
73202012	Helical spring,suitable for use on motor vehicle/machinery of heading 84.29 or 84.30 for earth-moving machinery	0	86
73202090	Other helical spring,suitable for use on motor vhcl/machineof head 84.29/84.30 not for motor vhcl/earth-moving machine	248	7 965
73209090	Other suitable not for use on motor vehicles	2	92
73259990	Other manhole covers, gratings and frames there for not of non-malleable cast iron	68	123
73269030	Stainless steel clamp assemblies with rubber sleeves used for hubless cast iron pipes and pipe fittings	25	1 522
73269099	Cigarette cases and boxes,not of iron or steel	5 363	39 388
74122099	Other of of cooper alloys,copper tube or pipe fittings not of copper-zinc base alloys (brass)	954	13 365
74151010	Nails and tacks, similar articles of cooper	51	8
74199999	Other articles of non copper	1	376
76069100	Oth aluminium not alloyed,plain/figured byrolling/pressing not surface treated	0	50
76082000	Aluminium tubes and pipes of aluminium alloys	13	1 086
82029990	Saw blades parts	35	693
82032000	Pliers (including cutting pliers),pincers, tweezers andsimilar tools	1	272
82034000	Pipe-cutters, bolt croppers, perforatingpunches, & similar tools	1 073	15 730
82041100	Hand operated spanners and wrenches non adjustable	4	184
82041200	Hand operated spanners and wrenchesa djustable	109	3 784
82042000	Interchangeable spanner sockets, with or without handles	104	1 805
82051000	Drilling, threading or tapping tools, hand operated	772	1 372
82055900	Glaziers' diamonds	326	19 273
82059000	Other hand tools,including sets of articles of twoor more of this heading	30	2 599
82060000	Tools of two/ more of the headings82.02 to 82.05 put up in sets for retail sale	5	430

HS	Uraian Golongan Barang <i>Group Description</i>	Berat (Kg) <i>Weight (Kg)</i>	Nilai FOB (US\$) <i>FOB Value (US\$)</i>
(1)	(2)	(3)	(4)
82071900	Rock drilling/ earth boring tools, without working part of cermets, Interchangeable tools for hand tools	16 069	130 071
82079000	Screw driving, interchangeable tools	3	200
82089000	Other knives and cutting blades for mechanical appliances or machine	0	50
83012000	Locks of a kind used for motorvechiles	1	364
83016000	Parts of padlocks and locks of base metal	5	7
83021000	Hinges of base metal	26	854
83023090	mountings, fittings and similar articles suitable for motor vehicles of base metal	283	5 917
83024190	Other mounting, fittings, and similar article of base metal, a kind suitable for building	107	259
84079090	Oth Spark-ignition reciprocating/ rotary internal combustion piston engines, of a power > 22.38 kW	232	233
84099972	Cylinder blocks; crank cases for engine of heading 84.07 or 84.08	3 283	27 920
84099977	Piston with external diameter > 155 mm for engine of heading 84.07 or 84.08	955	34 650
84099979	Part of engine of heading 84.07 or 84.08, other than carburettor, piston & cylinder	6 628	423 479
84112100	Turbo-propellers of a power <= 1,100 kW	125	72 153
84118100	Gas turbines of a power <= 5,000 kW	1 600	25 000
84119100	Part of turbo-jets or turbo-propellers	28	28 484
84119900	Part of other gas turbines	31	261
84122100	Hydraulic power engine & motor with linear acting (cylinder)	129	12 613
84122900	Hydraulic power engine & motor with non-linear acting (not cylinder)	71	641
84129090	Part of hydraulic & pneumatic power engine and motor	311	1 450
84132090	Hand pumps, other than water pump and breast pump	99	4 617
84133090	Lubricating medium pump for internal combustion piston engine	306	13 879
84135090	Other reciprocating positive displacement pumps (ex: water pump) with flow rate > 13,000 m <sup>3</sup> /h	82	2 398
84136090	Other rotary positive displacement pumps (ex: water pump) with flow rate > 13,000 m <sup>3</sup> /h	1 389	17 669
84138119	Water pumps with flow rate > 13,000 m <sup>3</sup> /h, whethe/ notelectrically operated	1 803	21 763



HS	Uraian Golongan Barang <i>Group Description</i>	Berat (Kg) <i>Weight (Kg)</i>	Nilai FOB (US\$) <i>FOB Value (US\$)</i>
(1)	(2)	(3)	(4)
84139190	Part of fuel/lubricating/cooling medium pump,concrete pump,reciprocating/ rotary positive displacement water pump	3 742	12 302
84145999	Fans excl: table/floor/wall/similar; blower, with capacity> 125 kW & un-protective screen	15	491
84148011	Laminar airflow cabinets fitted with filters in horizontalside > 120 cm	523	15 443
84148090	Hoods ventilation with horizontal side > 120 cm	833	27 412
84149029	Parts of table, floor, wall, window, ceiling/roof fans &explosion-proof air fans	15	25
84149042	Parts of vacuum pumps for not electrically operated machine	11	598
84149091	Part of free piston generator, oil drilling gas/automotiveAC/sealed unit AC compressor for electrically operated	44	4 031
84149092	Part of free piston generator, oil drilling gas/automotiveAC/sealed unit AC compressor for not electrically operated	34	3 610
84159049	Part of machine used in other vehicle with air flow rate<= 67.96 m3/min & cooling capacity > 52.75 kW	8	296
84195092	Heat exchange units, other than cooling tower, notnot electrically operated	2 043	24 247
84199029	Parts of mach plant/laboratory for cooking/roasting/drying/steaming/similar excl for domestic,non-electrically operated	9	409
84211990	Centrifuges machinery oth than used for sugar manufacture	23	4 140
84212123	Filtering or purifying machinery and apparatus for water ofa capacity > 500 l/h, not electrically operated	14	373
84212319	Petrol filters of internal combustion engines for machineryof heading 84.29 or 84.30	7 995	46 825
84212321	Oil filters of internal combustion engines for motor vhclof Chapter 87	1 643	13 147
84212329	Petrol filter of internal combustion engines for motor vhclof Chapter 87	5	4
84212399	Petrol filters for internal combustion engine other than ofmach of heading 84.29/84.30 and motor vehicle of Chapter 87	48	3 377
84212950	Oil filter oth than for medical/surgical/laboratory use,sugar manufacture & oil drilling operations	7 937	43 134
84212990	Filtering/purifying mach & aparatus, oth than for medical/surgical/laboratory,sugar manufacture&oil drilling operation	3 665	30 333

HS	Uraian Golongan Barang Group Description	Berat (Kg) Weight (Kg)	Nilai FOB (US\$) FOB Value (US\$)
(1)	(2)	(3)	(4)
84213120	Intake air filters of internal combustion engines for motorvehicles of Chapter 87	1 140	12 746
84213190	Intake air filters for internal combustion engines oth thanof mach of heading 84.29/84.30 and motor vhcl of Chapter 87	341	48 840
84213920	Air purifiers	371	1 364
84213990	Filtering/ purifying mach & aparatus for gases	30	1 218
84219190	Parts of cream separators or centrifuge machinery oth thanused for sugar manufacture	7	475
84219929	Filtering cartridges of petrol filter of mach of heading84.29 or 84.30 and motor vehicle of chapter 87	2 492	15 111
84219999	Part of filtering/ purifying mach&aparatus for liquid/gas of8421.21.19-90,8421.29.10,8421.29.30-40,8421.29.90,8421.39.20	155	3 628
84238120	Weighing mach of capacity<= 30kg,not electrically operated,oth than of subhead 8421.10, 8423.20 or 8423.30	1	1 500
84242019	Spray gun & similar appliance, electrically operated, oththan for agricultural / horticultural	4	348
84254290	Jacks not used in tipping mechanisms for lorries, hydraulic	36	484
84254910	Hoists used for raising vehicles, electrically operated	57	18 700
84261990	Transporter cranes	14 800	148 314
84269900	Ships' derrick & works trucks not designed for mounting onroad vehicles	2 255	10 300
84272000	Self-propelled trucks powered oth than by an electric motor	7 020	54 500
84279000	Fork-lift trucks	389 520	1 530 000
84291100	Bulldozers and angledozers, track laying	1 450 000	2 100 000
84291900	Bulldozers and angledozers, oth than track laying	932 000	980 840
84292000	Graders and levellers	492 000	225 540
84295200	Machinery shovels with a 360° revolving superstructure	286 320	227 880
84304100	Oth boring/sinking machinery, self-propelled	5 000	70 000
84304990	Oth boring/sinking machinery, not self-propelled, oth thanwellhead platforms&integrad produc modules	1 800	10 000

HS	Uraian Golongan Barang Group Description	Berat (Kg) Weight (Kg)	Nilai FOB (US\$) FOB Value (US\$)
(1)	(2)	(3)	(4)
84314190	Buckets, shovels, grabs and grips,for fork-lift trucks,oth works trucks fitted with lifting/handling equipment	312	267
84314300	Parts of boring/sinking machinery of oth boring/sinkingmachinery	792 330	3 721 406
84314910	Parts suitable for ships derricks, cranes, oth than buckets,shovels, grabs and grips,bulldozer/ angledozer blades	2	71
84314990	Oth parts suitable use of oth moving, grading, levelling,scraping, excavating, tamping, compacting	33 314	244 369
84609010	Oth mach-tools for deburring, sharpening, grinding, honing, lapping, or similar, electrically operated	97	600
84671900	Tools for working in the hand pneumatic other rotary tipe (including combined rotary-percussion)	16	4 255
84672900	Other drills or saws with self-contained electrical motor	9	3 735
84678900	Other chains saws with self-contained electric motor	5	662
84718010	Control and adaptor units	18	130
84749010	Other machinery for agglomerating, shaping/moulding, for forming foundry moulds of sand electrically operated	2 250	4 387
84798939	Other automatic service-vending machines, electrically operated	871	243 303
84798940	Other automatic service-vending machines, not electrically operated	35 680	126 043
84799040	Parts of machines of machine subheading 8479.89.20, not electrically operated	25 090	178 119
84811099	Other taps, cocks, valves & similar appliances for pipes, boiler shells, tanks, vats or the like	17	493
84812010	Sluice/gate valves for oleohydraulic or pneumatic transmissions 5 cm<=internal diameter<=40 cm	5	2565
84813090	Other swing check-valves, of cast iron, with 4 cm<=an inlet of internal diameter ≤60 cm	2	518
84814010	Safety or relief valves of copper or copper alloys,with an internal diameter of<=2.5 cm	80	18 033
84814090	Other safety or relief valves	230	42 646
84818040	Aerated or carbonated liquid bottle valves; valves for gas operated beer dispensing units	1	1 646
84818079	Other manifold valves of plastics	220	2 000
84818081	Pneumatically controlled valves of plastics with 1 cm<=internal diameter<=2,5 cm	1	149

HS	Uraian Golongan Barang Group Description	Berat (Kg) Weight (Kg)	Nilai FOB (US\$) FOB Value (US\$)
(1)	(2)	(3)	(4)
84818099	Other fuel cut-off valves for vehicles of copper/alloy	14755	307019
84821000	Ball bearings	136	2019
84822000	Tapered roller bearings, including cone and tapered roller assemblies	783	16487
84823000	Spherical roller bearings	43	1409
84824000	Needle roller bearings	54	4308
84825000	Other cylindrical roller bearings	7	402
84828000	Other, including combined ball/roller bearings	3	1556
84829900	Other parts of ball, needles and rollers	39	2947
84831039	Cam shafts and crank shafts for marine propulsion engines of an output > 22.38 kW	275	18100
84831090	Other cam shafts and crank shafts for engines of vehicles	983	17138
84832090	Other bearing housings, incorporating ball/roller bearings	41	1612
84833030	Bearing housings, not incorporating ball or roller bearings for engine and vehicles of chapter 87	10	65
84833090	Other bearing housings, not incorporating ball or roller bearings	222	17310
84834090	Other gears and gearing, transmission elements presented separately including torque converters :	6784	11509
84835000	Flywheels and pulleys, including pulley blocks	860	19737
84839099	Other toothed wheels, chain sprockets & other transmission elements presented separately	399	31479
84841000	Gaskets and similar joints of metal sheeting combined with other material or of two or more layers of metal	196	26864
84842000	Mechanical seals	101	2043
84849000	Other gaskets and similar joints of metal sheeting combined with other material or of two or more layers of metal	107	13312
84869014	Parts and accessories tool holders & self-opening dieheads for sawing monocrystal semiconductor bouls	36	36
84879000	Propellers & blades not for ships or boats	40	1741
85012029	Universal AC/DC motor oth than for AC, refrigerator, washing mach, electr. Dom. appl., storage wtr heater an output > 1 kW	49	73

HS	Uraian Golongan Barang <i>Group Description</i>	Berat (Kg) <i>Weight (Kg)</i>	Nilai FOB (US\$) <i>FOB Value (US\$)</i>
(1)	(2)	(3)	(4)
85013140	Other motor DC oth than for AC,refrigerator,washng machine,elect.domestic appl.,storage water heater an ouput< = 750 W	33	618
85013150	Generators of an ouput < = 750 W	23	3 621
85030090	Part of generators/sets for electric motor and electric generating/sets of an output < 12.500 kVA	12	2 260
85059000	Other than permanent magnets,electro-magnetic couplings,clutches and brakes, including parts	38	2 221
85065000	Primary cells and primary batteries Lithium	2	3 406
85071099	Lead-acid accumulators,used starting piston engines fornot aircraft,voltage 6V/12V,capacity>200AH,height>23cm	1 375	25 339
85074010	Nickel-iron accumulators of a kind used for aircraft	38	1 000
85111090	Sparking plugs of a kind suitable for not motor vehicle andaircraft engines	8	138
85114010	Starter motors and dual purpose starter-generators ofa kind suitable for aircraft engines	39	90
85114029	Unassembled starter motors for other than bus,go-kart,ATV,ambulance,sedan,motor-homes,van,dumper,truck,lorrie,&similar	37	1 119
85114099	Other starter motor assembled	266	15 902
85119090	Parts of goods of elect ignition for usenot for aircraft or vehicle engine	911	11 408
85122020	Unassembled lighting/visual signalingequipment	5	76
85122099	Other lighting/visual signalling equip.	134	8 036
85123020	Unassembled sound signalling equipment	25	268
85129020	Parts of goods of lighting, sound signalor windscreen wipers, defroster&demisters	60	1 860
85176249	Other apparatus for carrier-current line systems or	28	8 010
85176259	Other transmission apparatus incorporating reception	3	30
85234999	Oth disc for laser reading systems	16	2 500
85258059	Digital camera other than DSLR	39	156
85261090	Other radar apparatus	93	374
85269110	Radio navigational aid app.,use in civilaircraft,used solely on sea-going vessel	6	307
85291029	Oth parabolic aerial reflector dish for TV reception	18	141

HS	Uraian Golongan Barang Group Description	Berat (Kg) Weight (Kg)	Nilai FOB (US\$) FOB Value (US\$)
(1)	(2)	(3)	(4)
85319090	Part of other electric sound or visual signalling apparatus	37	180
85359090	Oth bushing,tap changer assembl and switches starting for electricity	23	240
85361099	Other fuses	336	33 162
85364199	Semiconductor/electro-magnetic relays >28 V	2	1 342
85365095	Oth make&break switch,>500V,change-over switches; for starting elec.motors/fuse switches	4	248
85365099	Other make&break switch,>500V	2	1 716
85366199	Lamp holder used for oth lamps,a current>= 16A	10	6
85369039	Cable connector,connector/adaptor for co-axial cable,commutator,current>=16A	89	2 538
85369094	Other cable connector,for a current < 16A	0	559
85369099	Other cable connector,for a current >= 16A	178	4 224
85371019	Other control panel	637	15 669
85371030	Programmable logic controllers for auto-mach for transport handling&storages of dies for semiconductor device	2	202
85371099	Switchboard & control panels: use for other purposes	130	364
85372021	Control panels incorporating electrical instruments forbreaking, connecting/protecting elecricalt circuit >=66 kV	383	1 543
85372029	Control panels incorporating electrical instruments forbreaking, connecting/protecting elecricalt circuit < 66 kV	68	469
85389019	Oth part of electric switch,socket&plug, voltage<= 1000V	1	664
85437090	Oth equipment/machine for removal dust particle&curingmaterial by UV light for mfg of printed circuit boards	43	9 566
85443019	Wiring harness for motor vehicle; for used vehicles of exclhead 87.02,87.03,87.04/84.11;not insulate w rubber/plastic	33	101
85443099	Ignition wiring sets,not wiring set,used in vehicle,aircraft/ship; no insulate rubber/plastic	204	27 486
85444299	Other electric cables other than insulated with plastics, paper/rubber, diameter> 5 mm	229	18 613

HS	Uraian Golongan Barang Group Description	Berat (Kg) Weight (Kg)	Nilai FOB (US\$) FOB Value (US\$)
(1)	(2)	(3)	(4)
85444949	Oth electric conductor, not fitted connector,insulated withoth material oth than telecommunication, 80V< voltage <=1kV	233	16 692
85452000	Carbon brushes of graphite/oth carbon, for electrical purposed	1	270
85472000	Insulating fitting for electrical mchines, appliances/equipment; of plastic	0	78
85489010	Image sensors contact type copmrising a photo-conductive sensor element,an electric charge storage cendenser,	62	399
86090010	Containers of metal,designed&equipped for carriage by one/more modes of transport	90 050	163 500
87081090	Bumper/parts and acc motor vhcl of heading 8701 to 8705for other vehicles of heading 8701	95	1344
87082100	Safety seat belts motor vhcl of heading 8701 to 8705	14	1394
87082999	Other interior trim fittings, mudguards	2 629	67 855
87083010	Brakes and servo-brakes; parts thereof for vehicles of heading 8701	12	23
87083029	Other brake drums, brake discs or brake pipes for vehicles of heading 8703	54	110
87083090	Other brake drums, brake discs or brake pipes for vehicles of heading 8702 or 8704	1 064	32 444
87084099	Other parts	6 509	159 906
87085099	Other crown wheels and pinions part for other vehicles	11 155	109 525
87087099	Other road wheels and parts and accessories thereof for vhcl of other heading	53	893
87088016	Suspension systems (including shock-absorbers)for vhcl of heading 8703	64	309
87088099	Part of suspension systems (including shock-absorbers)for vhcl of other heading	1 867	28 014
87089199	Other part of radiators	120	13 828
87089251	Silencers (mufflers) and exhaust pipesfor vehicles of subheading 8704.10 :	239	1 579
87089252	Part of silencers (mufflers) and exhaust pipesfor vehicles of subheading 8704.10 :	907	19 435
87089290	Other part of silencers (mufflers) and exhaust pipes	1 572	25 373
87089390	Other clutches and parts thereof	579	70 440
87089499	Other steering wheels with airbag assemblies	566	17 274
87089919	Other unassembled fuel tanks; engine brackets, part & accessories of motor vhcl for vhcl heading 87.01	927	7 776

HS	Uraian Golongan Barang <i>Group Description</i>	Berat (Kg) <i>Weight (Kg)</i>	Nilai FOB (US\$) <i>FOB Value (US\$)</i>
(1)	(2)	(3)	(4)
87089999	Other unassembled fuel tanks; engine brackets for vehicles of other than heading 87.03	30 422	1 276 613
88033000	Other parts of aeroplanes/helicopters heading 8801 or 8802	126	2324
89019032	Other vessels, for transport motorised of a gross tonnage > 26 but ≤ 500	202 000	2 408 179
89040031	Tugs and pusher craft, power ≤ 4000 hp of gross tonnage ≤ 26 ton	128 000	715 000
89079090	Other floating structures	318 473	3 572 121
90069990	Parts & accessories for flashbulbs apparatus	5 590	70 776
90148090	Other navigation instrument & appliances of oth used on ships	399	1 608
90149090	Parts & acc of other navigation instruments & appliances	10	94
90158090	Other instruments & appliances oth than radio sonde and radio wind apparatus	975	10 669
90159000	Parts & accessories of surveying instruments & appliances	20	144
90248020	Oth mach & appliances for not electrically operated	2 013	296
90251920	Thermometers & pyrometers not electrically operated	0	84
90259020	Parts & acces of hidrometer, termometer/similar instrument, non electrically operated	0	130
90261040	Oth instrument & apparatus for measuring/check the flow/level of liquid, not electrically operated	3	876
90262020	Pressure gauges for motor vehicle, not electrically operated	77	22
90262030	Oth measuring/checking pressure instruments, electrically operated	0	77
90262040	Other measuring/checking pressure instruments, not electrically operated	49	1 562
90268020	Oth instruments/apparatus for measuring/checking the flow, level, pressure, not electrically operated	49	21
90269020	Part & acc for nonelectrically operated instrument & apparatus, measure/check the flow level, pressure	217	32 528
90275020	Oth instrument & apparatus using optical radiations (uv, visible, IR), not electrically operated	2	156
90279091	Microtomes, electrically operated	0	226



HS	Uraian Golongan Barang <i>Group Description</i>	Berat (Kg) <i>Weight (Kg)</i>	Nilai FOB (US\$) <i>FOB Value (US\$)</i>
(1)	(2)	(3)	(4)
90291090	Revolution counters, production counters, mileometers, pedometers and the like	0	56
90292020	Tachometers for motor vehicles	2	1 863
90292090	Other speed indicators & tachometers, stroboscopes not for vehicle	69	7 803
90299020	Parts & accessories of revolution counter & the like of other goods of subheading 902920	13	20 760
90303100	Multimeters without a recording device	0	214
90308990	Oth instruments & apparatus, without recording device	45	26 850
90318090	Oth instruments, appliances and machines, other cable tester	2 976	14 500
90319020	Oth part & acc for measuring/checking instrument appliance & machines, not electrically operated	249	3 458
90321020	Thermostats, not electrically operated	0	36
90328939	Instrument & apparatus oth than automatic regulating voltage units (stabilizers), electrically operated	36	8 127
90328990	Oth automatic regulating/controlling instruments & app, not electrically operated	55	17 398
90329090	Other part & accessories automatic, regulating/controlling instruments & apparatus, not elect operated	7	1 844
94012090	Seats of a kind used for motor vehicles oth than of heading 8702/8703/8704	283	11 207
94019099	Parts of seats of other than plastics	340	17 160
94038990	Other furniture of cane, osier, bamboo or similar materials	1 100	34 044
94042120	Mattresses of cellular plastics, whether or not covered	24	622
94049090	Other articles of bedding & similar furnishing	4	740
<b>TOTAL EKSPOR</b>		<b>241 154 711 775</b>	<b>12 980 279 695</b>
<b>TOTAL EXPORT</b>			

Sumber/Source : Dokumen PEB, kantor pos, catatan instansi, survei perdagangan lintas batas laut/PEB document, Post office, Agency notes, cross-border trade survey

**DATA**  
**MENCERDASKAN BANGSA**  
*Enlighten The Nation*



**BADAN PUSAT STATISTIK**  
**PROVINSI KALIMANTAN TIMUR**  
**BPS- Statistics Of Kalimantan Timur Province**

*Jl. Kemakmuran No. 04 Samarinda 75117*  
*Telp (0541) 732793, 743372; Faks (0541) 201121*  
*Website: [kaltim.bps.go.id](http://kaltim.bps.go.id); Email : [bps6400@bps.go.id](mailto:bps6400@bps.go.id)*

ISSN 1907-1841



9 771907 194100 >