

STATISTIK PERDAGANGAN LUAR NEGERI PROVINSI RIAU 2022



STATISTIK PERDAGANGAN LUAR NEGERI PROVINSI RIAU 2022



Statistik Perdagangan Luar Negeri Provinsi Riau 2022

ISSN : 2354-8096
No. Publikasi : 14000.2331
No. Katalog : 8202010.14
Ukuran Buku : 21 cm x 29,7 cm
Jumlah Halaman : xiv + 89 halaman

Naskah:
BPS Provinsi Riau

Penyunting:
BPS Provinsi Riau

Desain Kover Oleh:
BPS Provinsi Riau

Penerbit:
© **Badan Pusat Statistik Provinsi Riau**

Pencetak:
CV. MN. Grafika

Sumber Ilustrasi:
www.Freepik.com
www.Pixabay.com

Dilarang mengumumkan, mendistribusikan, mengomunikasikan, dan/atau menggandakan sebagian atau seluruh isi buku ini untuk tujuan komersial tanpa izin tertulis dari Badan Pusat Statistik Provinsi Riau

Tim Penyusun

**Statistik Perdagangan Luar Negeri
Provinsi Riau 2022**

Pengarah:

Asep Riyadi, S.Si,M.M.

Penanggung Jawab Umum:

Fitri Hariyanti, S.S.T, M.M

Editor:

Etania Ranu Andhika, S.S.T, M.E, M.Sc

Penulis Naskah & Pengolahan Data:

M Nata Kesuma, S.Tr.Stat

Desain/Layout Cover:

M Nata Kesuma, S.Tr.Stat

KATA PENGANTAR

Publikasi Statistik Perdagangan Luar Negeri Provinsi Riau 2022 merupakan publikasi yang diterbitkan secara tahunan yang merangkum hasil pengolahan dan kompilasi dokumen ekspor dan impor Provinsi Riau tahun 2022. BPS Provinsi Riau menerbitkan publikasi ini dalam upaya memberikan informasi kepada para pengguna data mengenai perkembangan ekspor dan impor di Provinsi Riau.

Publikasi ini menyajikan data ekspor impor yang dirinci berdasarkan klasifikasi barang, pelabuhan muat/bongkar, dan negara tujuan/asal barang. Dalam publikasi ini juga digambarkan aktifitas perdagangan luar negeri di Provinsi Riau selama tahun 2022 dan perkembangannya terhadap tahun-tahun sebelumnya. Klasifikasi barang dalam publikasi ini mengacu pada Buku Tarif Kepabeanan Indonesia (BTKI) 2022 yang didasarkan atas *Harmonized System* (HS) 2022 yang merupakan pembaruan dari HS tahun 2017.

Kepada semua pihak yang telah berperan serta dalam mewujudkan publikasi ini diucapkan terima kasih. Kritik dan saran untuk perbaikan publikasi ini di masa mendatang sangat kami hargai.

Pekanbaru, Agustus 2023

Kepala BPS Provinsi Riau



Asep Riyadi, S.Si,M.M.

RINGKASAN EKSEKUTIF

Selama tahun 2022 nilai ekspor Riau berdasarkan harga *Free On Board* (FOB) mencapai US\$ 22,48 miliar atau mengalami peningkatan sebesar 12,62 persen dibanding ekspor tahun 2021 sebesar US\$ 19,96 miliar, dengan peran migas sebesar 6,81 persen dan nonmigas 93,19 persen. Ekspor nonmigas tahun 2022 mencapai US\$ 20,95 miliar atau mengalami kenaikan 14,93 persen dibanding ekspor nonmigas tahun 2021 yang nilainya sebesar US\$ 18,23 miliar. Sedangkan ekspor migas tahun 2022 turun sebesar 11,66 persen menjadi US\$ 1,53 miliar dibanding ekspor migas tahun 2021 yang nilainya sebesar US\$ 1,73 miliar.

Dilihat dari sebaran ekspor menurut kabupaten/kota tahun 2022, Kota Dumai masih mendominasi dengan nilai ekspor sebesar US\$ 17,13 miliar (76,17 persen) dari total nilai ekspor Provinsi Riau, disusul Kabupaten Siak Sri Indrapura sebesar US\$ 3,80 miliar (16,88 persen), Kabupaten Bengkalis US\$ 1,12 miliar (4,32 persen), dan lima kabupaten/kota lainnya sebesar US\$ 0,43 miliar (2,63%).

Sementara impor Riau selama tahun 2022 berdasarkan harga *Cost Insurance And Freight* (CIF) mencapai US\$ 2,98 miliar atau mengalami peningkatan sebesar 83,70 persen dibanding impor tahun 2021 sebesar US\$ 1,62 miliar, dengan peran migas sebesar 8,39 persen dan nonmigas 91,61 persen. Impor nonmigas tahun 2022 mencapai US\$ 2,73 miliar atau naik 81,32 persen dibanding impor nonmigas tahun 2021 yang nilainya sebesar US\$ 1,50 miliar. Demikian juga impor migas tahun 2022 dengan nilai sebesar US\$ 0,25 miliar atau naik 113,68 persen dibanding impor migas tahun 2021 dengan nilai US\$ 0,12 miliar.

Menurut kabupaten/kota tahun 2022, impor Kota Pekanbaru berada di urutan teratas dengan nilai impor sebesar US\$ 1,21 miliar atau 40,71 persen, diikuti oleh Kota Dumai sebesar US\$ 1,07 miliar (35,93 persen), Kabupaten Siak sebesar US\$ 0,62 miliar (20,76 persen), dan lima Kabupaten/Kota lainnya sebesar US\$ 0,08 miliar (2,60%).

Neraca Perdagangan atau *balance of trade* adalah perbedaan antara nilai semua barang dan jasa yang diekspor dan diimpor dari suatu negara dalam periode waktu tertentu. Neraca Perdagangan Riau tahun 2022 surplus sebesar US\$ 19,50 miliar, sementara nilai perdagangan Riau tahun 2021 surplus sebesar US\$ 18,34 miliar.

DAFTAR ISI

	HALAMAN
KATA PENGANTAR	v
RINGKASAN EKSEKUTIF	vii
DAFTAR ISI	ix
DAFTAR GAMBAR	xi
DAFTAR TABEL	xiii
BAB I. PENDAHULUAN	1
1.1 Pendahuluan	1
1.2 Sistem Perdagangan	1
1.3 Daerah Pencatatan	1
1.4 Ruang Lingkup	2
1.5 Klasifikasi Jenis Barang	3
1.6 Periode Referensi	3
1.7 Nilai Barang	4
1.8 Satuan Barang	4
1.9 Negara Tujuan	4
1.10 Negara Asal	4
1.11 Pelabuhan Ekspor Impor	4
Sekat Infografis	5
BAB II. ULASAN SINGKAT	7
2.1 Ekspor	7
2.2 Impor	9
2.3 Neraca Perdagangan	11
Sekat Infografis	13

DAFTAR GAMBAR

HALAMAN

Gambar 1.	Perbandingan Nilai Ekspor Riau, Tahun 2021-2022	7
Gambar 2.	Perkembangan Ekspor Riau, Tahun 2012 - 2022	8
Gambar 3.	Perkembangan Impor Riau, Tahun 2012 - 2022	10
Gambar 4.	Neraca Perdagangan Provinsi Riau, 2012 - 2022 (Miliar US\$)	11

<https://riau.bps.go.id>

DAFTAR TABEL

HALAMAN

Tabel 1.	Perkembangan Neraca Perdagangan Luar Negeri Provinsi Riau, 2012 - 2022 (Ribuan US\$)	15
Tabel 2.	Ekspor Bulanan Provinsi Riau, 2021-2022 (Ribuan US\$)	16
Tabel 3.	Perkembangan Ekspor Migas dan NonMigas Provinsi Riau, 2012-2022 (Ribuan US\$)	17
Tabel 4.	Ekspor Provinsi Riau menurut Kelompok Barang, 2021-2022	18
Tabel 5.	Ekspor Provinsi Riau menurut Golongan Barang HS 2 Dijiit, 2021-2022	19
Tabel 6.	Ekspor Provinsi Riau menurut Kabupaten/Kota dan Pelabuhan Muat, 2021-2022	21
Tabel 7.	Ekspor Provinsi Riau menurut Kawasan, 2021-2022	23
Tabel 8.	Ekspor Provinsi Riau ke Kawasan Asia, 2021-2022	24
Tabel 9.	Ekspor Provinsi Riau ke Kawasan Eropa, 2021-2022	25
Tabel 10.	Ekspor Provinsi Riau ke Kawasan Amerika, 2021-2022	26
Tabel 11.	Ekspor Provinsi Riau ke Kawasan Afrika, 2021-2022	27
Tabel 12.	Ekspor Provinsi Riau ke Kawasan Australia & Oceania, 2021-2022	28
Tabel 13.	Perkembangan Ekspor Provinsi Riau menurut Kabupaten/ Kota dan Pelabuhan Muat, 2021-2022 (Ribuan US\$)	29

DAFTAR TABEL

	HALAMAN
Tabel 14. Ekspor Provinsi Riau menurut <i>Harmonized System</i> (HS) 2017 dan Komoditas, 2022	31
Tabel 15. Impor Bulanan Provinsi Riau, 2021-2022 (Ribuan US\$)	40
Tabel 16. Perkembangan Impor Migas dan NonMigas Provinsi Riau, 2012-2022 (Ribuan US\$)	41
Tabel 17. Impor Provinsi Riau menurut Kelompok Barang, 2021-2022	42
Tabel 18. Impor Provinsi Riau menurut Golongan Barang HS 2 Dijiit, 2021-2022	43
Tabel 19. Impor Provinsi Riau menurut Kabupaten/Kota dan Pelabuhan Bongkar, 2021-2022	45
Tabel 20. Impor Provinsi Riau menurut Negara Asal, 2021-2022	46
Tabel 21. Perkembangan Impor Provinsi Riau menurut Kabupaten/ Kota dan Pelabuhan Bongkar, 2021-2022 (Ribuan US\$).....	49
Tabel 22. Impor Provinsi Riau menurut <i>Harmonized System</i> (HS) 2017 dan Komoditas, 2022	50

PENDAHULUAN

1.1 PENDAHULUAN

Statistik perdagangan luar negeri merupakan statistik ekspor dan impor, yang menggambarkan informasi mengenai pengiriman barang ke luar negeri dan pemasukan barang dari luar negeri. Sumber data yang digunakan untuk penyusunan statistik ekspor adalah dokumen ekspor atau Pemberitahuan Ekspor Barang (PEB) yang diisi oleh Eksportir dan telah diberikan ijin muat oleh Kantor Pelayanan Bea dan Cukai, selanjutnya dikirim ke Badan Pusat Statistik (BPS) dan Bank Indonesia (BI). Sedangkan untuk penyusunan statistik impor, sumber datanya adalah dokumen impor (Pemberitahuan Impor Barang (PIB-BC 2.0), Pemberitahuan Pengangkutan Barang Impor (PPBI-BC 2.3), Pemberitahuan Impor Barang Khusus (PIBK-BC 2.1), dan Pemberitahuan Pabean *Free Trade Zone* (PPFTZ) yang diisi oleh importir. Dokumen PIB-BC 2.0 dan PPBI-BC 2.3 diterima dari Bea dan Cukai dan berlaku sejak April 1997 berdasarkan Surat Keputusan Menteri Keuangan nomor 101/KMK.05/1997 tanggal 10 Maret 1997. Sejak tahun 2015, sumber data lainnya adalah catatan instansi lain, PT. POS Indonesia, dan survei ekspor perbatasan laut.

1.2 SISTEM PERDAGANGAN

Pencatatan data statistik ekspor-impor oleh Badan Pusat Statistik (BPS) berdasarkan ketentuan yang dikeluarkan oleh *United Nations Statistical Division* (UNSD), yaitu *International Merchandise Trade Statistics: Concept and Definitions* (IMTS series M no. 52 rev 2, 1998, *United Nations*) sehingga data statistik ekspor/impor bisa dibandingkan secara internasional. Pencatatan statistik ekspor dan impor menggunakan sistem perdagangan umum, seluruh barang yang keluar/masuk ke wilayah Indonesia dinyatakan sebagai ekspor/impor.

1.3 DAERAH PENCATATAN

Daerah pencatatan statistik dalam publikasi ini meliputi seluruh wilayah di Provinsi Riau.

1.4 RUANG LINGKUP

- a. Pencatatan statistik ekspor meliputi seluruh barang yang ke luar negeri dari wilayah Riau, baik yang bersifat komersial maupun bukan komersial, seperti bantuan barang kredit lunak, hadiah dan sebagainya.
- b. Pencatatan statistik impor meliputi seluruh barang dari luar negeri yang masuk ke wilayah Riau, baik yang bersifat komersial maupun bukan komersial, seperti barang-barang keperluan militer, hadiah dan sebagainya.
- c. Ekspor kapal laut dan pesawat udara beserta suku cadangnya termasuk dalam statistik ekspor sedangkan impor kapal laut dan pesawat beserta suku cadangnya termasuk statistik impor.
- d. Barang-barang yang diolah di luar negeri tetap dicatat sebagai ekspor, meskipun olahan barang itu akan kembali masuk ke wilayah Riau.
- e. Barang-barang luar negeri yang diolah atau diperbaiki di Riau tetap dicatat sebagai impor, meskipun olahan barang tersebut akan kembali ke luar negeri (*re-export*).
- f. Barang-barang di bawah ini tidak termasuk di dalam statistik ekspor:
 - 1) Pakaian dan barang-barang perhiasan penumpang
 - 2) Barang-barang yang dikirim untuk perwakilan Indonesia di luar negeri
 - 3) Barang-barang untuk ekspedisi dan eksibisi/pameran
 - 4) Pembungkus/peti kemas untuk diisi di luar negeri
 - 5) Uang dan surat-surat berharga
 - 6) Barang-barang contoh

g. Barang-barang di bawah ini tidak termasuk dalam statistik impor:

- 1) Pakaian dan barang-barang perhiasan penumpang.
- 2) Barang - barang untuk dipakai sendiri, kecuali lemari es, pesawat TV, dan sebagainya.
- 3) Barang - barang yang diimpor untuk keperluan perwakilan (kedutaan) suatu negara.
- 4) Barang-barang untuk ekspedisi dan eksibisi/pameran.
- 5) Sebagian barang - barang yang langsung diimpor oleh angkatan bersenjata.
- 6) Pembungkus/peti kemas.
- 7) Uang dan surat-surat berharga.
- 8) Barang-barang sebagai contoh.
- 9) Impor sementara.

1.5 KLASIFIKASI JENIS BARANG

Penggolongan barang yang digunakan dalam statistik ekspor maupun impor adalah mengacu pada Buku Tarif Kepabeanan Indonesia (BTKI) 2022 yang didasarkan atas *Harmonized System* (HS) 2022 yang merupakan pembaruan dari HS tahun 2017. Versi yang terakhir ini mengalami perubahan yang cukup mendasar dibandingkan dengan BTKI 2017. Perubahan tersebut diantaranya perubahan pada catatan bagian, catatan bab dan subpos, struktur pos tarif dan perubahan lainnya.

1.6 PERIODE REFERENSI

- a. Periode penentuan ekspor adalah tanggal diberikannya ijin muat barang tersebut oleh pejabat Bea dan Cukai setelah diadakan pemeriksaan seperlunya.

- b. Periode penentuan impor adalah tanggal penyelesaian oleh pejabat Bea dan Cukai yang terdapat dalam dokumen impor. Persyaratan fisik, seperti lokasi hotel dan kondisi bangunan;

1.7 NILAI BARANG

Nilai barang yang dicatat untuk statistik ekspor adalah merupakan nilai *Free On Board* (FOB) sedangkan untuk statistik impor menggunakan *Cost Insurance And Freight* (CIF), dalam dollar Amerika Serikat (US \$).

1.8 SATUAN BARANG

Berat barang ekspor maupun impor adalah berat bersih yang dinyatakan dalam satuan kilogram (Kg).

1.9 NEGARA TUJUAN

Negara tujuan adalah negara tujuan akhir (*last known destination*) yang diketahui dimana barang tersebut akan dikonsumsi atau diperdagangkan.

1.10 NEGARA ASAL

Negara asal adalah negara dimana barang-barang tersebut dihasilkan dan dokumennya telah diperiksa serta dinyatakan sesuai dengan peraturan yang berlaku oleh pejabat Bea dan Cukai.

1.11 PELABUHAN EKSPOR IMPOR

Pelabuhan ekspor adalah pelabuhan dimana surat izin muat tersebut dikeluarkan. Pelabuhan impor adalah pelabuhan dimana barang-barang dibongkar dari kapal pengangkut yang berasal dari luar negeri.

PERKEMBANGAN EKSPOR DAN IMPOR PROVINSI RIAU 2022



EKSPOR

▲ 12,62 %

Jika dibandingkan dengan Tahun 2021

IMPOR

▲ 83,70%

Jika dibandingkan dengan Tahun 2021

- Ekspor Non Migas
- Ekspor Migas
- Impor Non Migas
- Impor Migas

EKSPOR DAN IMPOR RIAU (Miliar US\$), 2012 - 2022

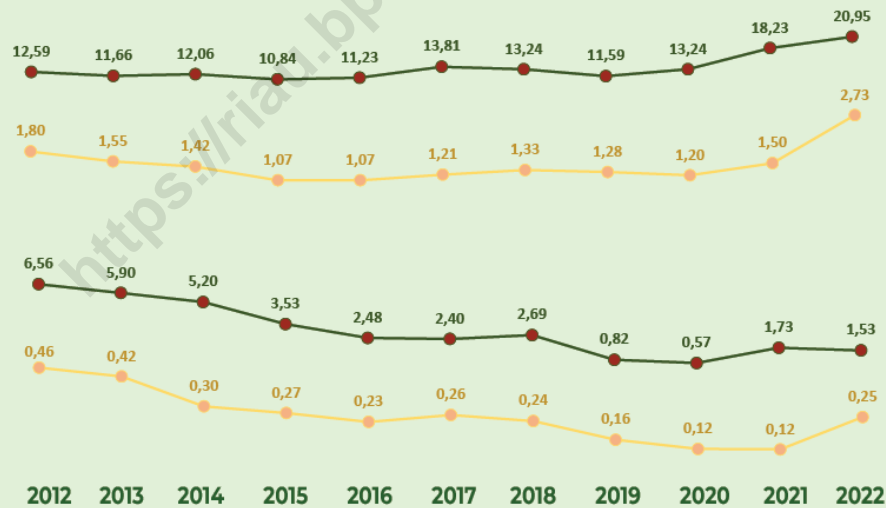


NON MIGAS



MIGAS

● EKSPOR
● IMPOR



NERACA PERDAGANGAN RIAU (Miliar US\$), 2012 - 2022



(Juta US\$)
Keterangan *) Angka Sementara

EKSPOR 2022
(Miliar US\$)

IMPOR 2022
(Miliar US\$)

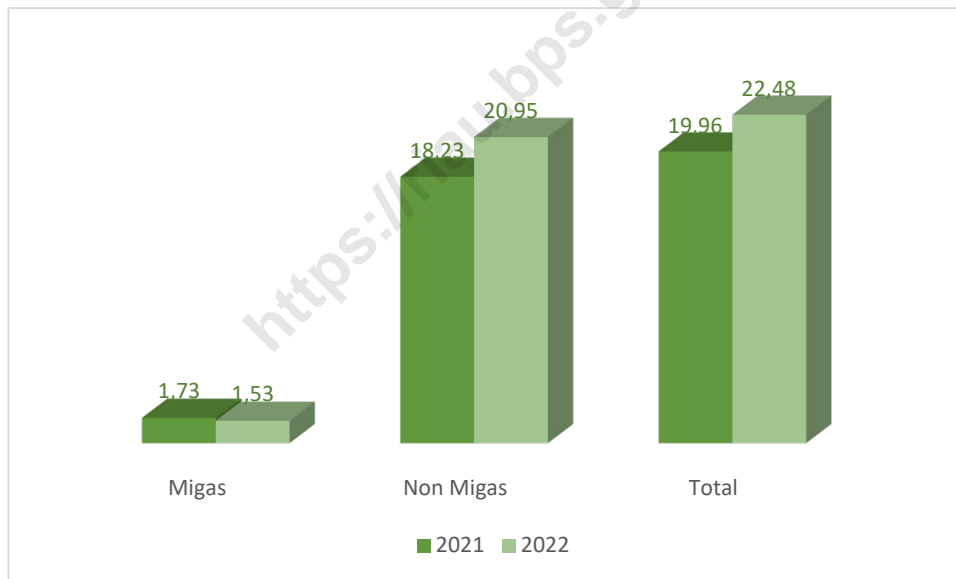
Tiongkok	4,01	Tiongkok	0,89
India	2,65	Kanada	0,51
Malaysia	2,00	Malaysia	0,27
Belanda	1,52	Singapura	0,25

ULASAN SINGKAT

2.1 EKSPOR

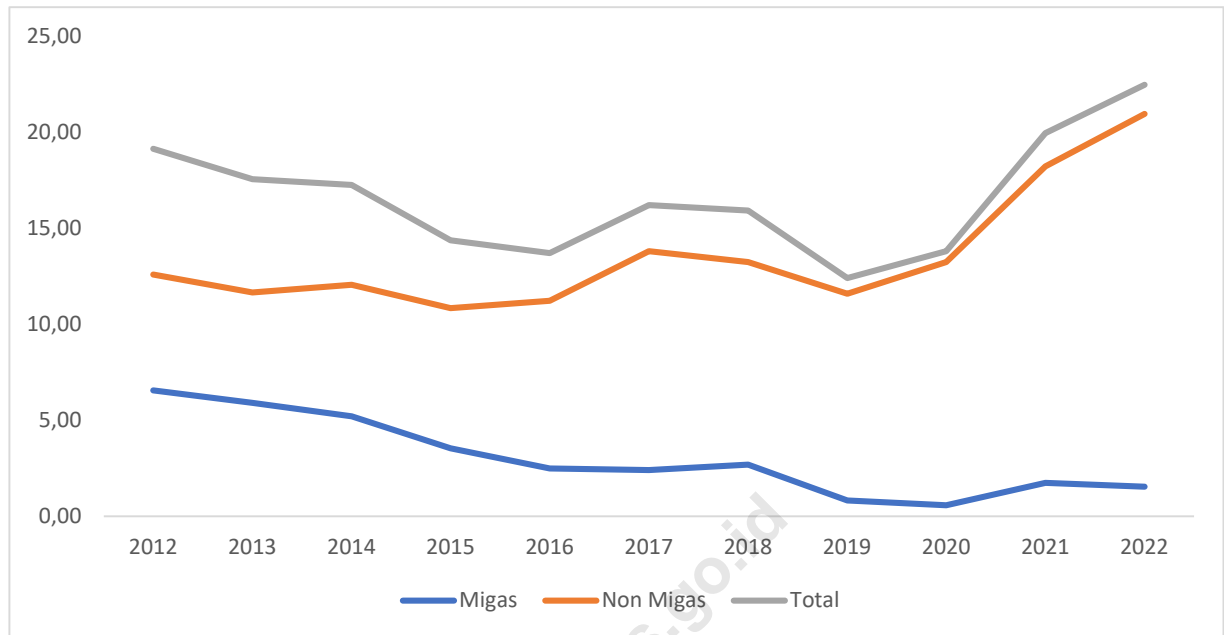
Selama tahun 2022 nilai ekspor Riau berdasarkan harga Free On Board (FOB) mencapai US\$ 22,48 miliar atau mengalami kenaikan sebesar 12,62 persen dibanding nilai ekspor tahun 2021 sebesar US\$ 19,96 miliar. Kenaikan nilai ekspor disebabkan oleh naiknya nilai ekspor nonmigas sebesar US\$ 2,72 miliar (14,93 persen) dari US\$ 18,23 miliar pada tahun 2021 menjadi US\$ 20,95 miliar pada tahun 2022. Akan tetapi nilai ekspor migas Riau pada tahun 2022 mengalami penurunan sebesar 11,66 persen dari US\$ 1,73 miliar pada tahun 2021 menjadi US\$ 1,53 miliar pada tahun 2022.

Gambar 1. Perbandingan Nilai Ekspor Riau Tahun 2021 - 2022 (US\$ Miliar)



Selama dekade 2012-2022, perkembangan nilai ekspor Provinsi Riau secara umum cukup berfluktuatif. Pada periode 2012-2016 terjadi penurunan cukup tajam, dimana terjadi penurunan mulai tahun 2013 sebesar 8,29 persen dengan nilai US\$ 17,56 miliar, terus berlanjut sampai tahun 2016 dengan nilai US\$ 13,71 miliar. Setelah itu pada tahun 2017 naik sebesar 18,25 persen menjadi US\$ 16,21 miliar. Namun kembali turun hingga tahun 2019 dengan nilai sebesar US\$ 12,41 miliar. Pada tahun 2021 kembali meningkat sebesar 11,28 persen dengan nilai US\$ 13,81 miliar. Demikian juga pada tahun 2022 meningkat cukup signifikan sebesar 12,62 persen, yaitu nilai ekspor menjadi sebesar US\$ 22,48 miliar.

Gambar 2. Perkembangan Ekspor Riau Tahun 2012 - 2022



Pertumbuhan ekspor Riau tahun 2022 dibanding tahun 2021 mengalami kenaikan sebesar 12,62 persen. Jika dilihat perkembangan dari tahun ke tahun, tingkat pertumbuhan ekspor Riau tertinggi terjadi pada tahun 2021 dengan pertumbuhan nilai ekspor mencapai 44,55 persen. Kemudian kenaikan pertumbuhan tertinggi kedua terjadi pada tahun 2022. Sedangkan tahun 2018 menjadi tahun dengan persentase penurunan tertinggi yaitu turun sebesar US\$ 3,5 miliar atau turun 22,10 persen dari US\$ 15,93 miliar pada tahun 2017 menjadi US\$ 12,41 miliar pada tahun 2018.

Selama tahun 2022, ekspor Riau menurut golongan barang utama (HS 2 digit) terbesar antara lain terjadi pada Lemak & Minyak Hewan/Nabati US\$ 12,24 miliar (54,42 persen), Berbagai Produk Kimia US\$ 2,67 miliar (11,87 persen), Kertas dan Karton US\$ 2,03 miliar (9,02 persen), Bubur Kayu (Pulp) US\$ 1,95 miliar (8,68 persen), Bahan Bakar Mineral yang berasal dari sektor migas US\$ 1,53 miliar (6,80 persen), Ampas dan Sisa Makanan Industri US\$ 628,98 juta (2,80 persen), Bahan Kimia Organik US\$ 550,83 juta (2,45 persen) dan jenis golongan barang utama lainnya dapat dilihat pada tabel 5.

Tujuan ekspor Provinsi Riau sebagian besar masih ke negara-negara di kawasan Asia (69,99 persen) seperti negara Tiongkok, India, Malaysia, Pakistan, Singapura, dan lain lain. Kemudian ke negara-negara di kawasan Eropa (14,87 persen) seperti negara Belanda, Spanyol, Italia, Rusia, Estonia, dan lain lain. Selanjutnya ke negara-negara kawasan Amerika (9,37 persen), seperti negara Amerika Serikat, Brazil, Colombia, Meksiko, Haiti, Peru, dan lain lain, Kawasan Afrika (5,48 persen), seperti negara Mesir, Kenya, Aljazair, Afrika Selatan, dan lain lain, sisanya ke negara-negara di kawasan Oceania dan Australia (0,30 persen).

Dilihat dari sebaran ekspor menurut kabupaten/kota tahun 2022, Kota Dumai masih mendominasi dengan nilai ekspor sebesar US\$ 17,13 miliar (76,17 persen) dari total nilai ekspor Provinsi Riau, disusul Kabupaten Siak Sri Indrapura sebesar US\$ 3,80 miliar (16,88 persen) dan Kabupaten Bengkalis US\$ 1,12 miliar (4,97 persen). Selebihnya tersebar di kabupaten/kota lainnya seperti terlihat pada Tabel 6.

2.2 IMPOR

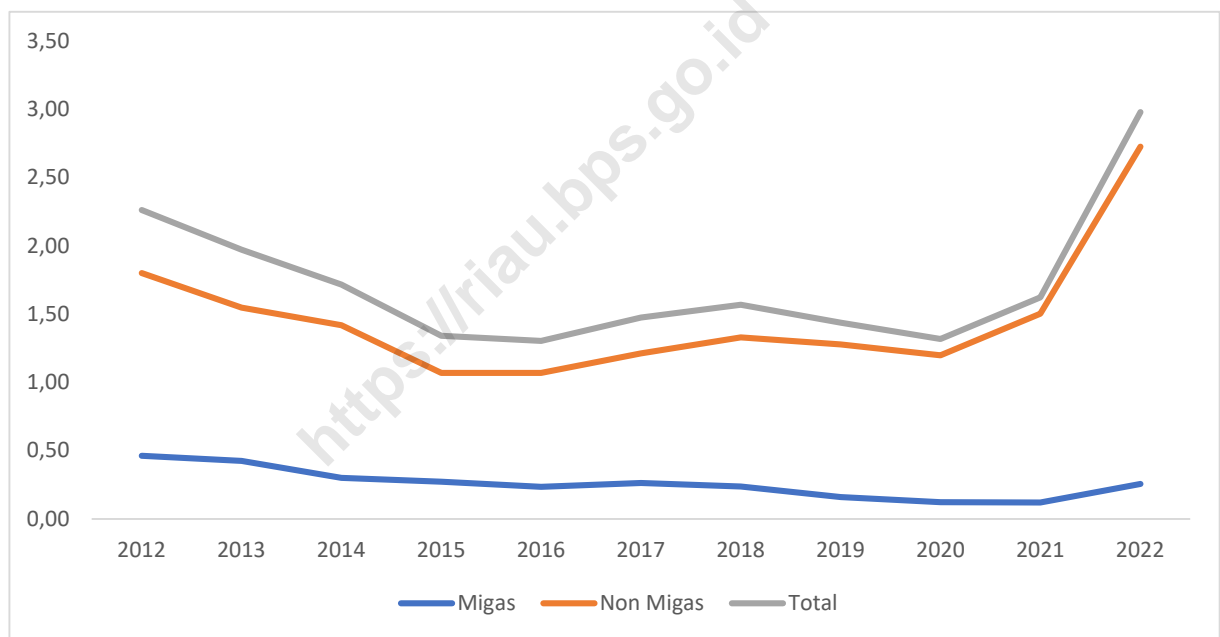
Selama tahun 2022 nilai impor Riau berdasarkan harga *Cost Insurance And Freight* (CIF) mencapai US\$ 2,98 miliar atau mengalami peningkatan sebesar 83,70 persen dibanding nilai impor tahun 2021 sebesar US\$ 1,62 miliar. Kenaikan ini menjadi kenaikan yang tertinggi dalam kurun waktu 2012-2022. Kenaikan nilai impor disebabkan naiknya nilai impor migas Riau tahun 2022 yang mengalami peningkatan sebesar 113,68 persen dari US\$ 119,14 juta pada tahun 2021 menjadi US\$ 254,57 juta pada tahun 2022. Begitu juga untuk impor nonmigas Riau yang mengalami peningkatan sebesar US\$ 1,22 miliar (81,32 persen) dari US\$ 1,50 miliar pada tahun 2021 menjadi US\$ 2,73 miliar pada tahun 2022. Nilai impor Riau pada tahun 2022 juga menjadi nilai impor tertinggi dalam kurun waktu 2012-2022. Sebelumnya nilai impor tertinggi terjadi pada tahun 2012 dengan nilai impor sebesar US\$ 2,26 miliar.

Perkembangan nilai impor Riau periode 2012-2022 cukup berfluktuasi. Dalam kurun waktu tersebut, terjadi kenaikan sebesar US\$ 0,72 miliar (31,75 persen) dari US\$ 2,26 miliar pada tahun 2012 menjadi US\$ 2,98 miliar pada tahun 2022. Nilai Impor terendah terjadi pada tahun 2016 dengan nilai impor sebesar US\$ 1,30 miliar. Sedangkan Penurunan terbesar terjadi pada tahun 2015. Pada tahun 2015 nilai Impor Riau sebesar US\$ 1,34 miliar atau turun sebesar US\$ 0,38 miliar (21,89 persen) dari nilai impor pada tahun 2014 yang sebesar US\$ 1,71 miliar.

Impor Provinsi Riau tahun 2022 didominasi oleh sektor non migas, seperti mesin-mesin/pesawat mekanik, pupuk, bahan kimia organik, bubur kayu (pulp), bahan kimia anorganik, dan sebagainya dengan nilai mencapai US\$ 2,73 miliar atau sebesar 91,46 persen dari total nilai impor Provinsi Riau. Sedangkan impor migas hanya sebesar US\$ 254,57 juta (8,54 persen).

Apabila dilihat menurut kabupaten/kota tahun 2022, impor Kota Pekanbaru berada di urutan teratas dengan nilai impor sebesar US\$ 1,21 miliar (40,71 persen), diikuti oleh Kota Dumai sebesar US\$ 1,07 miliar (35,93 persen), dan Kabupaten Siak sebesar US\$ 0,62 miliar (20,76 persen). Sedangkan untuk kabupaten/kota lainnya, seperti tampak pada Tabel 19.

Gambar 3. Perkembangan Impor Riau Tahun 2012 - 2022



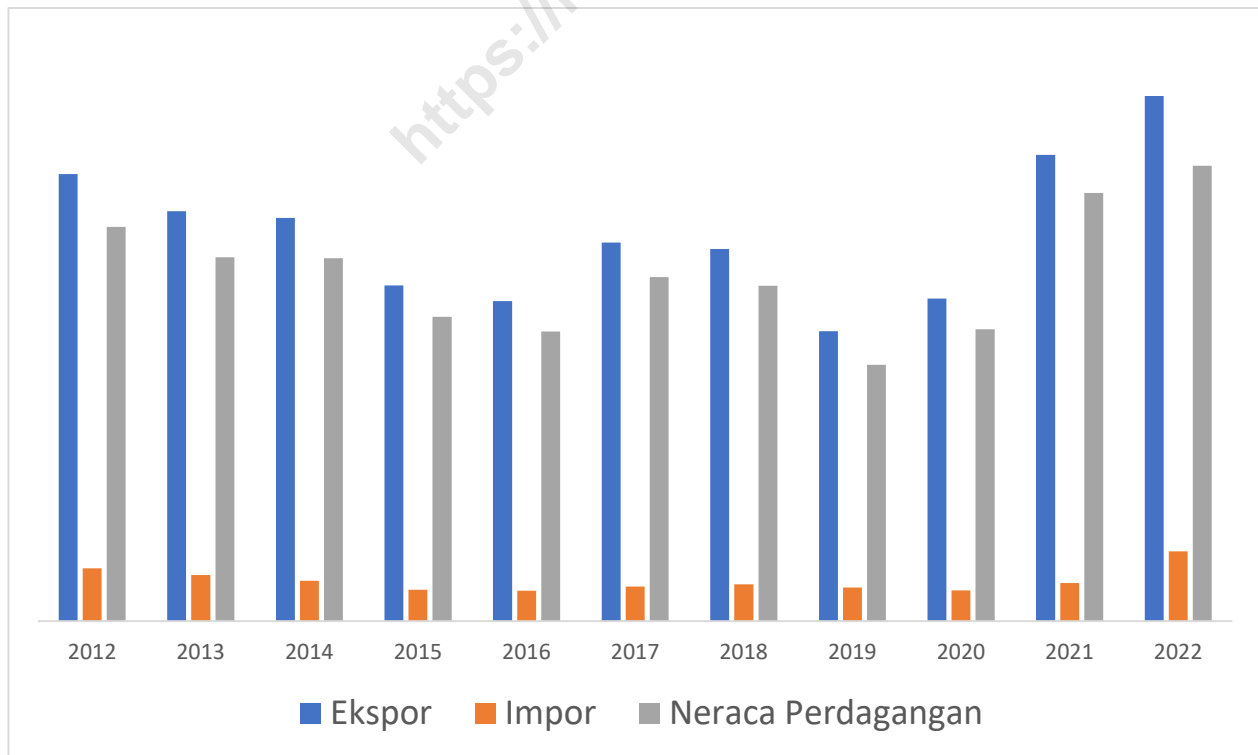
Menurut negara asal, impor Riau terutama dipasok dari negara-negara di kawasan Asia seperti Tiongkok, Singapura, Malaysia, Oman, Thailand, dan lain lain sebesar US\$ 1,89 miliar. Diikuti oleh negara-negara di kawasan Amerika yaitu Kanada, Amerika Serikat, Peru, dan lain lain sebesar US\$ 572,44 juta. Selanjutnya negara-negara di Eropa yaitu Finlandia, Rusia, Jerman, Swedia, dan lain lain sebesar US\$ 433,71 juta. Kemudian benua Australia US\$ 28,74 juta, kawasan Afrika US\$ 46,47 juta, dan kawasan Oceania US\$ 0,86 juta.

2.3 NERACA PERDAGANGAN

Neraca Perdagangan Provinsi Riau selama tahun 2012-2022 selalu mengalami surplus. Hal itu menandakan bahwasanya nilai ekspor lebih besar dari nilai impor. Neraca perdagangan Riau tahun 2022 merupakan yang terbesar yaitu surplus sebesar US\$ 19,50 miliar. Sebelumnya neraca perdagangan Riau yang terbesar terjadi pada tahun 2021 yang mengalami surplus sebesar US\$ 18,34 miliar. Dalam kurun waktu 2012 - 2022 terjadi kenaikan nilai neraca perdagangan provinsi Riau sebesar US\$ 2,62 (15,52 persen) miliar dari US\$ 16,88 miliar pada tahun 2012 naik menjadi US\$ 19,50 miliar pada tahun 2022.

Dalam kurun waktu 2012 - 2022, nilai neraca perdagangan paling rendah dan penurunan terbesar terjadi pada tahun 2019. Pada tahun tersebut nilai neraca perdagangan Provinsi Riau sebesar US\$ 10,97 miliar atau turun sebesar US\$ 3,39 miliar (23,61 persen). Sedangkan kenaikan tertinggi terjadi pada tahun 2021 yang mengalami kenaikan dari US\$ 12,49 miliar pada tahun 2020 menjadi US\$ 18,34 miliar atau naik sebesar US\$ 5,85 miliar (46,82 persen).

Gambar 4. Neraca Perdagangan Provinsi Riau, 2012 - 2022 (Miliar US\$)



EKSPOR DAN IMPOR PROVINSI RIAU TAHUN 2022

22,48 US\$ MILIAR

Nilai Ekspor Provinsi Riau Tahun 2022

(Naik 12,62%)

NEGARA TUJUAN UTAMA EKSPOR



Tiongkok, India, Malaysia, Belanda, dan Amerika Serikat merupakan 5 negara utama tujuan ekspor Provinsi Riau. Ekspor ke negara-negara tersebut mencapai 51,6% dari total ekspor.

NEGARA ASAL UTAMA BARANG IMPOR



TABEL 1. Perkembangan Neraca Perdagangan Luar Negeri Provinsi Riau, 2012 - 2022 (Ribu US\$)

Tahun	Ekspor (FOB)	Impor (CIF)	Neraca Perdagangan
(1)	(2)	(3)	(4)
2012	19.144.904,70	2.261.998,50	16.882.906,20
2013	17.557.157,09	1.972.524,97	15.584.632,12
2014	17.261.858,75	1.716.762,64	15.545.096,11
2015	14.371.733,95	1.340.991,42	13.030.742,53
2016	13.706.183,37	1.302.727,54	12.403.455,83
2017	16.207.279,35	1.475.382,80	14.731.896,55
2018	15.931.308,12	1.567.789,13	14.363.518,99
2019	12.409.847,71	1.437.967,19	10.971.880,53
2020	13.810.161,14	1.317.953,09	12.492.208,05
2021	19.963.112,16	1.622.328,05	18.340.784,11
2022	22.483.115,77	2.980.188,60	19.502.927,17

Sumber : BPS Provinsi Riau

TABEL 2. Ekspor Bulanan Provinsi Riau, 2021 - 2022 (Ribu US\$)

Bulan	2021	2022	Perkembangan Tahunan
			(YoY) (%)
(1)	(2)	(3)	(4)
JANUARI	1.536.677,88	1.712.478,11	11,44
FEBRUARI	1.108.916,02	1.639.851,93	47,88
MARET	1.792.091,69	1.960.820,00	9,42
APRIL	1.604.494,70	2.089.940,84	30,26
MEI	1.783.472,83	1.042.380,69	-41,55
JUNI	1.288.083,83	2.009.503,93	56,01
JULI	1.726.384,57	2.135.957,27	23,72
AGUSTUS	2.205.915,16	2.453.127,61	11,21
SEPTEMBER	1.667.888,18	1.816.018,93	8,88
OKTOBER	1.835.232,51	2.003.813,20	9,19
NOVEMBER	1.646.622,60	1.807.593,57	9,78
DESEMBER	1.767.332,18	1.811.629,69	2,51
JUMLAH	19.963.112,16	22.483.115,77	12,62

Sumber : BPS Provinsi Riau

TABEL 3. Perkembangan Ekspor Migas Dan Non Migas Provinsi Riau, 2012 - 2022 (Ribu US)

Tahun	Migas	Non Migas	Total
(1)	(2)	(3)	(4)
2012	6.556.107,80	12.588.796,86	19.144.904,66
2013	5.895.893,47	11.661.263,62	17.557.157,09
2014	5.204.520,06	12.057.338,69	17.261.858,75
2015	3.530.979,82	10.840.754,12	14.371.733,95
2016	2.478.745,00	11.227.438,37	13.706.183,37
2017	2.396.275,28	13.811.004,07	16.207.279,35
2018	2.693.001,34	13.238.306,77	15.931.308,12
2019	818.192,01	11.591.655,70	12.409.847,71
2020	573.165,52	13.236.995,62	13.810.161,14
2021	1.730.375,99	18.232.736,17	19.963.112,16
2022	1 528 536,48	20 954 579,29	22.483.115,77

Sumber : BPS Provinsi Riau

TABEL 4. Ekspor Provinsi Riau Menurut Kelompok Barang, 2021 - 2022

Kelompok Barang	2021		2022	
	Volume (Ribuan Kg)	Nilai (Ribuan US\$)	Volume (Ribuan Kg)	Nilai (Ribuan US\$)
(1)	(2)	(3)	(4)	(5)
Migas	3.408.013,90	1.730.375,99	1.845.535,22	1.528.536,48
Minyak Mentah	2.537.958,00	1.144.179,52	142.490,00	108.308,30
Hasil Minyak	870.055,90	586.196,47	1.703.045,22	1.420.228,18
Gas Alam	0	0	0,00	0,00
Non Migas	22.525.729,31	18.232.736,17	23.676.810,43	20.954.579,29
Hasil Pertanian	1.769.666,21	205.455,06	2.188.876,45	259.029,40
Hasil Industri	20.756.063,09	18.027.281,11	21.487.933,98	20.695.549,89
Hasil Tambang	0	0	0,00	0,00
RIAU	25.933.743,21	19.963.112,16	25.522.345,65	22.483.115,77

Sumber : BPS Provinsi Riau

TABEL 5. Ekspor Provinsi Riau Menurut Golongan Barang HS 2 Dijit, 2021 - 2022

Golongan Barang	2021		2022	
	Volume (Ribu Kg)	Nilai (Ribu US\$)	Volume (Ribu Kg)	Nilai (Ribu US\$)
(1)	(2)	(3)	(4)	(5)
Migas	3.408.013,90	1.730.375,99	1.845.535,22	1.528.536,48
Minyak Mentah	2.537.958,00	1.144.179,52	142.490,00	108.308,30
Bahan Bakar Mineral (27)	2.537.958,00	1.144.179,52	142.490,00	108.308,30
Hasil Minyak	870.055,90	586.196,47	1.703.045,22	1.420.228,18
Bahan Bakar Mineral (27)	870.055,90	586.196,47	1.703.045,22	1.420.228,18
Non Migas	22.525.729,31	18.232.736,17	23.676.810,43	20.954.579,29
Hasil Pertanian	1.769.666,21	205.455,06	2.188.876,45	259.029,40
Bahan-bahan Nabati (14)	1.525.515,08	148.339,69	1.949.208,62	204.940,77
Buah-buahan (08)	232.847,23	51.645,25	255.974,56	65.730,48
Ikan dan Udang (03)	6.424,15	3.511,96	8.705,86	7.343,60
Sayuran (07)	3.926,52	1.465,59	7.799,65	750,90
Biji-bijian Berminyak (12)	8,7	318,06	316,06	540,93
Kopi, Teh, Rempah-rempah (09)	319,69	86,68	284,82	289,48
Susu, Mentega, Telur (04)	57,45	46,22	33,87	31,26
Lak,Getah, dan Damar (13)	212,4	26,51	169,13	19,25
Pohon Hidup, dan Bunga Potong (06)	355	15,11	321,00	51,01

Sumber : BPS Provinsi Riau

LANJUTAN TABEL 5.

Golongan Barang	2021		2022	
	Volume (RibU Kg)	Nilai (RibU US\$)	Volume (RibU Kg)	Nilai (RibU US\$)
(1)	(2)	(3)	(4)	(5)
Non Migas	23.545.863,88	13.236.995,62	23.676.810,43	20.954.579,29
Hasil Industri	21.818.811,55	13.034.943,90	21.487.933,98	20.695.549,89
Lemak & Minyak Hewan/ Nabati (15)	12.601.588,38	8.315.591,01	11.068.941,93	12.236.798,87
Berbagai Produk Kimia (38)	1.367.850,77	951.092,26	2.066.162,84	2.668.325,87
Bubur Kayu (Pulp) (47)	2.877.950,99	1.189.738,65	3.088.474,09	1.952.492,53
Kertas dan Karton (48)	2.561.941,21	1.629.836,64	2.429.490,46	2.028.787,55
Bahan Kimia Organik (29)	355.540,76	254.827,72	430.906,54	550.833,62
Ampas dan Sisa Industri Makanan (23)	1.661.525,62	220.059,64	1.987.326,77	628.976,21
Serat Stapel Buatan (55)	134.489,60	138.399,03	160.458,43	268.267,87
Berbagai Makanan Olahan (21)	111.160,12	168.175,26	126.367,67	203.990,84
Tembakau (24)	1.900,52	69.895,39	2.888,72	83.300,62
Kayu, Barang dari Kayu (44)	42.325,85	16.491,08	36.066,12	16.982,40
Buah-buahan (08)	31.842,95	19.919,09	29.711,64	18.784,47
Minuman (22)	10.644,71	9.029,55	6.543,23	5.090,79
Hasil Penggilingan (11)	11.260,99	10.627,86	13.190,70	8.326,62
Olahan dari Buah-buahan/ Sayuran (20)	7.332,31	7.155,93	11.843,79	17.977,04
Bahan Kimia Anorganik (28)	27.471,00	1.413,81	24.423,00	1.961,88
Hasil Industri Lainnya	1.434,82	3.299,34	912,58	2768,90
RIAU	25.373.018,67	13.810.161,14	25.522.345,65	22.483.115,77

Sumber : BPS Provinsi Riau

TABEL 6. Ekspor Provinsi Riau Menurut Kabupaten/Kota Dan Pelabuhan Muat, 2021 - 2022

Kabupaten/Kota Pelabuhan Muat	2021		2022	
	Volume (Ribukg)	Nilai (Ribu US\$)	Volume (Ribukg)	Nilai (Ribu US\$)
(1)	(2)	(3)	(4)	(5)
Indragiri Hulu	3.001,46	2.071,01	131.072,78	56.527,31
Rengat	3.001,46	2.071,01	131.072,78	56.527,31
Indragiri Hilir	465.779,78	345.453,86	476.989,52	367.851,98
Sungai Guntung	259.469,80	276.475,29	249.111,74	276.250,81
Kuala Gaung	104.761,71	23.662,87	111.206,49	22.948,38
Kuala Enok	62.285,36	33.761,79	81.653,60	60.594,66
Tembilahan	37.767,75	8.196,61	34.824,07	7.670,30
Pulau Kijang	1.495,15	3.357,31	193,62	387,83
Siak Sri Indrapura	5.333.772,29	3.084.149,68	5.560.097,26	3.795.384,80
Buatan	2.936.489,99	1.795.776,70	3.100.499,45	2.138.958,47
Perawang	1.641.869,67	1.151.446,89	1.539.033,76	1.356.135,45
Siak Sri Indrapura	612.231,63	65.231,96	778.074,05	191.982,58
Lalang Terminal, ST	143.181,00	71.694,12	142.490,00	108.308,30
Bengkalis	1.592.248,34	862.188,45	1.598.321,64	1.117.113,61
Sungai Pakning	1.583.907,14	860.721,14	1.588.527,53	1.112.053,26
Tanjung Medang	6.208,17	900,2	5.321,82	728,55
Bengkalis	2.133,02	567,1	4.472,29	4.331,80

Sumber : BPS Provinsi Riau

LANJUTAN TABEL 6.

Kabupaten/Kota Pelabuhan Muat	2021		2022	
	Volume (Ribuan Kg)	Nilai (Ribuan US\$)	Volume (Ribuan Kg)	Nilai (Ribuan US\$)
(1)	(2)	(3)	(4)	(5)
Rokan Hilir	3.052,64	2.099,21	3.483,2	1.897,07
Panipahan	2.809,91	1.908,17	2.145,05	1.000,50
Bagan Siapi Api	242,73	191,04	1.338,15	896,57
Kepulauan Meranti	37.132,97	7.118,65	35.968,26	7.893,10
Selat Panjang	37.132,97	7.118,65	35.968,26	7.893,10
Pekanbaru	37.774,27	6.252,95	8.913,56	9.423,62
Pekanbaru (Rumbai)	33.452,93	2.845,69	-	-
Pekanbaru	4.321,34	3.407,26	8.896,45	7.687,64
Simpang Tiga (U)	-	-	17,11	1.735,98
Dumai	18.460.981,47	15.653.778,35	17.707.499,45	17.127.024,28
Dumai	18.460.981,47	15.653.778,35	17.707.499,45	17.127.024,28
JUMLAH	25.933.743,21	19.963.112,16	25.522.345,65	22.483.115,77

Sumber : BPS Provinsi Riau

TABEL 7. Ekspor Provinsi Riau Menurut Kawasan 2021-2022

Kawasan	2021		2022	
	Volume (Ribu Kg)	Nilai (Ribu US\$)	Volume (Ribu Kg)	Nilai (Ribu US\$)
(1)	(2)	(3)	(4)	(5)
ASIA	19.132.457,88	13.714.921,32	18.822.734,03	15.734.843,00
EROPA	3.903.884,96	3.364.121,31	3.577.615,16	3.342.321,05
AMERIKA	1.485.017,16	1.586.946,88	1.813.518,10	2.106.313,25
AFRIKA	1.208.945,96	1.231.498,39	1.142.183,18	1.232.777,43
AUSTRALIA & OCEANIA	203.437,25	65.624,26	166.295,19	66.861,04
JUMLAH	25.933.743,21	19.963.112,16	25.522.345,65	22.483.115,77

Sumber : BPS Provinsi Riau

TABEL 8. Ekspor Provinsi Riau ke Kawasan Asia, 2021 - 2022

Negara Tujuan	2021		2022	
	Volume (RibU Kg)	Nilai (RibU US\$)	Volume (RibU Kg)	Nilai (RibU US\$)
(1)	(2)	(3)	(4)	(5)
Tiongkok	5.545.021,94	3.754.741,21	4.912.777,06	4.007.225,52
India	2.325.708,93	2.340.069,41	2.646.500,64	2.654.947,69
Malaysia	2.181.592,11	1.480.738,40	2.087.688,56	1.996.112,46
Pakistan	870.438,93	905.734,96	986.661,54	1.065.144,07
Bangladesh	1.230.348,99	780.429,72	1.018.597,27	1.050.613,70
Singapura	896.343,29	772.549,36	1.147.500,37	1.026.548,32
Vietnam	821.753,35	730.797,28	835.538,83	783.625,67
Korea Selatan	1.013.530,13	610.216,47	1.014.380,25	669.299,46
Turki	482.246,64	456.390,28	460.267,20	460.429,11
Philipina	1.730.832,93	419.412,65	387.284,32	447.631,36
Jepang	665.463,04	287.349,81	1.973.747,39	410.800,96
Uni Emirat Arab	220.247,08	249.591,61	313.673,33	282.713,31
Saudi Arabia	244.623,82	244.739,22	244.118,20	209.931,14
Myanmar	266.845,80	219.143,37	212.383,95	208.939,81
Thailand	214.196,55	116.833,50	241.140,25	126.628,88
Oman	168.064,34	104.969,47	73.404,98	87.032,12
ASIA LAINNYA	255.200,00	241.214,63	267.069,90	247.219,44
JUMLAH	19.132.457,88	13.714.921,32	18.822.734,03	15.734.843,00

Sumber : BPS Provinsi Riau

TABEL 9. Ekspor Provinsi Riau ke Kawasan Eropa, 2021 - 2022

Negara Tujuan	2021		2022	
	Volume (Ribu Kg)	Nilai (Ribu US\$)	Volume (Ribu Kg)	Nilai (Ribu US\$)
(1)	(2)	(3)	(4)	(5)
Belanda	1.649.179,67	1.150.324,39	1.845.441,23	1.518.661,77
Spanyol	749.475,77	745.017,01	442.501,44	460.309,21
Italia	493.099,40	462.506,07	471.105,53	454.364,00
Rusia	237.075,68	243.615,68	285.351,08	368.713,81
Estonia	195.486,18	202.343,60	170.900,44	169.397,16
Yunani	83.745,39	76.720,52	104.074,04	106.812,50
Belgia	131.476,51	113.812,69	63.680,91	53.994,06
Perancis	68.520,09	75.446,36	35.579,70	47.637,44
Inggris	31.532,80	26.836,23	44.398,97	43.801,21
Jerman	45.184,31	47.619,51	39.798,49	40.491,12
Kroasia	3.272,66	2.498,04	24.325,80	24.189,58
Latvia	21.158,91	23.440,70	9.306,35	15.987,30
Rumania	4.192,70	2.689,67	13.893,22	11.336,63
Polandia	13.980,58	10.109,37	6.618,05	7.839,43
Slovenia	2.833,97	1.888,17	7.587,62	6.075,17
Ukraina	166.567,41	171.867,37	1.290,16	919,47
EROPA LAINNYA	7.102,94	7.385,94	11.762,14	11.791,18
JUMLAH	3.903.884,96	3.364.121,31	3.577.615,16	3.342.321,05

Sumber : BPS Provinsi Riau

TABEL 10. Ekspor Provinsi Riau ke Kawasan Amerika, 2021 - 2022

Negara Tujuan	2021		2022	
	Volume (Ribukg)	Nilai (Ribu US\$)	Volume (Ribukg)	Nilai (Ribu US\$)
(1)	(2)	(3)	(4)	(5)
Amerika Serikat	877.235,02	950.764,33	1.176.862,81	1.415.821,28
Brazil	232.976,55	274.712,66	149.856,44	214.489,01
Meksiko	78.586,61	72.776,60	164.366,26	155.000,18
Peru	33.371,76	32.246,22	65.263,76	59.624,10
Haiti	70.263,57	73.772,92	50.818,78	57.469,94
Colombia	81.896,66	91.606,89	45.243,11	53.293,93
Kanada	24.924,04	18.212,48	41.989,39	38.649,04
Honduras	19.199,44	20.460,15	22.793,12	20.588,43
Rep Dominica	4.134,30	3.282,62	18.477,28	19.514,86
Guatemala	5.854,33	5.873,34	20.645,60	17.794,92
Ekuador	22.275,87	22.260,48	13.316,87	10.883,05
Trinidad & Tobago	6.601,13	5.832,17	7.511,16	9.010,23
Jamaica	3.429,75	3.894,20	6.494,26	7.072,40
Chili	4.126,53	3.022,05	7.800,44	5.943,39
Panama	12.257,80	2.229,57	3.852,87	2.996,22
AMERIKA LAINNYA	7.883,79	6.000,19	18.225,95	18.162,27
JUMLAH	1.485.017,16	1.586.946,88	1.813.518,10	2.106.313,25

Sumber : BPS Provinsi Riau

TABEL 11. Ekspor Provinsi Riau ke Kawasan Afrika, 2021 - 2022

Negara Tujuan	2021		2022	
	Volume (Ribu Kg)	Nilai (Ribu US\$)	Volume (Ribu Kg)	Nilai (Ribu US\$)
(1)	(2)	(3)	(4)	(5)
Mesir	570.408,12	599.998,86	421.761,51	478.019,68
Afrika Selatan	70.152,16	78.767,25	115.638,11	130.064,20
Kenya	102.654,66	101.099,94	117.237,82	111.935,87
Aljazair	96.255,00	94.599,96	97.616,82	10.7854,64
Djibouti	65.562,79	68.573,38	82.494,98	96.605,31
Tunisia	22.463,53	23.644,63	87.346,78	90.542,79
Togo	45.196,57	47.327,07	34.811,83	40.048,64
Nigeria	25.581,79	15.575,62	42.055,11	36.288,97
Sudan	51.340,13	51.953,89	19.445,86	24.602,03
Mozambique	6.444,79	6.039,27	20.333,29	17.235,21
Ghana	5.971,30	4.454,65	17.297,76	15.691,76
Pantai Gading	3.934,60	2.757,54	15.051,37	13.644,57
Liberia	21.672,08	22.556,67	6.205,98	7.516,25
Tanzania	81.441,32	79.303,26	7.938,77	7.482,20
Congo d.r.	6.568,85	6.938,33	6.189,69	6.059,62
Benin	12.050,82	11.340,73	4.512,84	3.987,53
AFRIKA LAINNYA	21.247,45	16.567,36	46.244,64	45.198,16
JUMLAH	1.208.945,96	1.231.498,39	1.142.183,18	1.232.777,43

Sumber : BPS Provinsi Riau

TABEL 12. Ekspor Provinsi Riau ke Kawasan Australia & Oceania, 2021 - 2022

Negara Tujuan	2021		2022	
	Volume (Ribukg)	Nilai (Ribu US\$)	Volume (Ribukg)	Nilai (Ribu US\$)
(1)	(2)	(3)	(4)	(5)
AUSTRALIA	30.823,19	24.246,82	21.812,54	22.291,15
Australia	30.823,19	24.246,82	21.812,54	22.291,15
OCEANIA	172.614,06	41.377,43	166.295,19	66.861,04
Selandia Baru	169.865,80	39.429,65	130.890,26	30.566,14
Marshall Islands	-	-	9.316,80	10.495,61
Kaledonia Baru	1.001,55	797,19	1.478,46	1.656,31
Fiji	992,12	568,68	2.091,73	1.270,05
Samoa	189,07	130,59	245,61	181,53
Guam	188,22	175,6	138,92	150,09
OCEANIA LAINNYA	377,3	275,73	320,87	250,15
JUMLAH	203.437,25	65.624,26	166.295,19	66.861,04

Sumber : BPS Provinsi Riau

TABEL 13. Perkembangan Ekspor Provinsi Riau Menurut Kabupaten/Kota Dan Pelabuhan Muat, 2021 - 2022 (Ribu US)

Kabupaten/Kota Pelabuhan Muat	2021	2022	Perkembangan (%)
(1)	(2)	(3)	(4)
Indragiri Hulu	2.071,01	56.527,31	2.629,46
Rengat	2.071,01	56.527,31	2.629,46
Indragiri Hilir	345.453,86	367.851,98	6,48
Sungai Guntung	276.475,29	276.250,81	-0,08
Kuala Gaung	23.662,87	22.948,38	-3,02
Kuala Enok	33.761,79	60.594,66	79,48
Tembilahan	8.196,61	7.670,30	-6,42
Pulau Kijang	3.357,31	387,83	-88,45
Siak Sri Indrapura	3.084.149,68	3.795.384,8	23,06
Buatan	1.795.776,70	2.138.958,47	19,11
Perawang	1.151.446,89	1.356.135,45	17,78
Siak Sri Indrapura	65.231,96	191.982,58	194,31
Lalang Terminal, ST	71.694,12	108.308,30	51,07
Bengkalis	862.188,45	1.117.113,61	28,94
Sungai Pakning	860.721,14	1.112.053,26	29,20
Tanjung Medang	900,20	728,55	-19,07
Bengkalis	567,10	4.331,80	663,85

Sumber : BPS Provinsi Riau

LANJUTAN TABEL 13.

Kabupaten/Kota Pelabuhan Muat	2021	2022	Perkembangan (%)
(1)	(3)	(4)	(5)
Rokan Hilir	2.099,21	1.897,07	-9,63
Panipahan	1.908,17	1.000,50	-47,57
Bagan Siapi Api	191,04	896,57	369,31
Kepulauan Meranti	7.118,65	7.893,10	10,88
Selat Panjang	7.118,65	7.893,10	10,88
Pekanbaru	6.252,95	9.423,62	50,71
Pekanbaru (Rumbai)	2.845,69	-	-100%
Pekanbaru	3.407,26	7.687,64	125,63
Simpang Tiga (U)	-	1.735,98	-
Dumai	15.653.778,35	17.707.499,45	13,12
Dumai	15.653.778,35	17.707.499,45	13,12
JUMLAH	19.963.112,16	22.483.115,77	12,62

Sumber : BPS Provinsi Riau

TABEL 14. Ekspor Provinsi Riau Menurut *Harmonized System (HS)* 2022
Dan Komoditas, Tahun 2022

Kode HS	Komoditas	Volume (Ribukg)	Nilai (Ribukg US \$)
(1)	(2)	(3)	(4)
15119037	Liquid fractions of palm oil, refined oil, but not chemically modified, with iodine value 55 or more, but less than 60	4.354.583,00	4.734.318,60
15119020	Refined palm oil	3.240.169,63	3.706.744,17
15111000	Crude palm oil	1.563.131,44	1.552.934,46
15119031	Solid fractions of palm oil, refined oil, but not chemically modified, with iodine value 30 or more, but less than 40	926.211,20	1.017.181,72
47032900	Chemical wood pulp, soda or sulphate other than dissolving grades, semi-bleached or bleached, of non-coniferous wood	1.742.946,96	1.008.209,72
38231990	Industrial monocarboxylic fatty acids, other than acid oils from refining, other than palm fatty acid distillate and palm kernel fatty acid distillate	699.045,92	951.473,76
27101979	Fuel oils	1.208.303,67	949.516,11
47020020	Chemical wood pulp, dissolving grades, of non-coniferous	1.304.527,13	922.899,61
48025690	Paper and paperboard, used for writing, printing and other graphic purposes, 40-150 g/m ² , 1 side <435mm and other side <297mm, other than multi-ply paper	995.558,01	778.127,01
48030090	Toilet or facial tissue stock, towel or napkin stock and similar paper, of other than cellulose wedding/webs of cellulose fibres	422.565,94	487.837,23
48025590	Paper and paperboard, other than multi-ply paper	637.167,31	470.182,57
38231920	Industrial monocarboxylic fatty acids, other than acid oils from refining, palm fatty acid distillate	447.732,58	433.452,32
15132995	Palm kernel oil, refined, bleached and deodorised (rbd)	247.874,75	380.447,10
38231919	Industrial monocarboxylic fatty acids, acid oils from refining, other than coconut acid oil	293.178,77	360.188,01
23069090	Oil-cake & oth solid residues, w.o.n ground/in the form of pellets, resulting from the extraction of vegetable/microbial fats/oils, oth than those of heading 2304 / 2305, other than HS code 23061000 to 23069010	352.682,40	336.938,46

Sumber : BPS Provinsi Riau

LANJUTAN TABEL 14.

Kode HS	Komoditas	Volume (Ribukg)	Nilai (Ribukg US \$)
(1)	(2)	(3)	(4)
38237090	Industrial fatty alcohols other than in the form of wax	161.842,31	325.101,32
27101941	Lubricating oil feedstock	258.252,76	317.126,13
29054500	Glycerol	244.672,08	279.574,23
55041000	Artificial staple fibres, not carded, combed or otherwise processed for spinning; of viscose rayon	154.600,52	253.708,06
38260022	Biodesel, not containing petroleum oil, Palm Methyl Ester with ester alkyl content > 98 %	232.403,63	237.744,27
48025790	Paper and paperboard, other than multi-ply paper, unfolded state, weighing 40 g/m ² -150 g/m ²	306.825,69	230.227,27
14049091	Palm kernel shells	1.948.958,62	204.884,51
29159020	Lauric acid, myristic acid, their salts & esters	141.881,00	185.278,37
38249991	Chemical products & preparations of chemical/allied industries, naphthenic acids, their water insoluble salts & their esters	84.812,39	185.095,99
15132991	Solid fractions of refined palm kernel oil	78.504,75	164.167,99
15200010	Crude glycerol	204.332,46	162.723,10
23066090	Oil-cake & oth solid residues, of palm nuts or kernels, resulting from the extraction of vegetable/microbial fats/oils, oth than those of heading 2304 / 2305, other than ground/in the form of pellets	829.682,22	146.534,98
21069093	Coconut milk, whether or not powdered	89.764,69	141.810,99
23066010	Oil-cake & oth solid residues, of palm nuts or kernels, resulting from the extraction of vegetable/microbial fats/oils, oth than those of heading 2304 / 2305, ground or in the form of pellets	778.360,23	140.112,35
15132994	Palm kernel olein, refined, bleached and deodorised (rbd)	89.650,66	115.299,67
27090010	Crude petroleum oils	142.490,00	108.308,30
27131100	Petroleum coke, not calcined	175.765,35	98.003,33
38231100	Industrial monocarboxylic fatty acids, stearic acid	66.661,14	79.611,78
15119039	Liquid fractions of palm oil, refined oil, but not chemically modified, other than hs code 15119036 to 15111037	67.899,81	78.613,94

Sumber : BPS Provinsi Riau

LANJUTAN TABEL 14.

Kode HS	Komoditas	Volume (Ribuan Kg)	Nilai (Ribuan US \$)
(1)	(2)	(3)	(4)
24022020	Cigarettes containing tobacco, clove cigarettes	2.424,65	66.291,12
15179069	Liquid mixtures or preparations of vegetable fats or oils or of their fractions other than liquid margarine, other than HS code 15179061 to 15179068	63.499,33	58.863,90
21069099	Food preparations not elsewhere specified or included, other than HS code 21061000 to 21069098	34.323,78	55.644,50
15162046	Vegetable fats and oils and their fractions of fruit of the oil palm, hydrogenated, in other forms	46.798,05	52.151,14
27139000	Other residues of petroleum oils or of oils obtained from bituminous minerals, other than petroleum coke and petroleum bitumen	55.918,81	48.660,98
08011990	Coconuts, other than desiccated, in the inner shell (endocarp), and young coconut, fresh or dried, whether or not shelled or peeled	218.867,46	44.871,06
38231200	Industrial monocarboxylic fatty acids, oleic acid	25.395,72	43.524,26
29159090	Saturated acyclic monocarboxylic acids and their anhydrides, halides, peroxides and peroxyacids, their halogenated, sulphonated, nitrated or nitrosated derivatives, other than HS 29151100-29159040	18.464,50	43.313,39
15162022	Vegetable fats and oils and their fractions of the fruit of the oil palm, other than crude, re-esterified	41.247,18	43.230,89
15131990	Coconut (copra) and fractions thereof, other than crude oil and fractions of unrefined oil, whether or not refined, but not chemically modified	25.551,23	42.088,48
48025891	Paper and paperboard, weighing 150g/m ² - 225 g/m ² , unfolded state, other than HS 48025821 - HS 48025840	34.900,81	28.864,59
38260021	Biodiesel, not containing petroleum oil, Palm Methyl Ester, with ester alkyl content $\geq 96.5\%$ but $< 98\%$	29.999,53	27.904,39
38231930	Industrial monocarboxylic fatty acids, other than acid oils from refining, palm kernel fatty acid distillate	21.525,87	23.088,62
15132110	Crude palm kernel oil	24.997,94	21.615,10
47031900	Chemical wood pulp, soda or sulphate other than dissolving grades, unbleached, of non-coniferous wood	41.000,00	21.383,20
15119032	Solid fractions of palm oil, refined oil, but not chemically modified, with iodine value exceeding 40	17.549,47	21.347,71
29157010	Palmitic acid, its salts & esters	16.878,09	20.681,09

Sumber : BPS Provinsi Riau

LANJUTAN TABEL 14.

Kode HS	Komoditas	Volume (Ribukg)	Nilai (Ribukg US \$)
(1)	(2)	(3)	(4)
15220090	Residues resulting from the treatment of fatty substances or animal or vegetable waxes	20.150,10	20.607,54
15180060	Inedible mixtures or preparations of animal fats or oils or of fractions thereof and vegetable fats or oils or fractions thereof	20.499,72	20.419,52
08011100	Coconuts, desiccated, fresh or dried, whether or not shelled or peeled	30.258,26	19.779,18
24022090	Cigarettes containing tobacco, other than beedies and clove cigarettes	464,08	17.009,50
15180038	Inedible mixtures or preparations of of the fruit of the oil palm or of palm kernels, other	12.555,83	16.989,53
29051700	Dodecan-1-ol (lauryl alcohol), hexadecan-1-ol (cetyl alcohol) and octadecan-1-ol (stearyl alcohol)	6.675,99	15.302,75
55101100	Single yarn containing 85 % or more by weight of artificial staple fibres, not put up for retail sale	5.857,91	14.559,81
15131190	Crude coconut (copra) oil and its fractions, other than virgin coconut oil, whether or not refined, but not chemically modified	14.748,00	14.402,02
48025899	Paper and paperboard, weighing < 150g/m ² , unfolded state, other than HS 48025821 - HS 48025840	15.302,50	12.649,20
48181000	Toilet paper	9.332,49	11.369,72
20098930	Coconut water concentrate	3.905,84	11.046,37
48182000	Handkerchiefs, cleansing or facial tissues and towels	7.501,99	9.348,63
44022010	Wood charcoal (including shell or nut charcoal), whether or not agglomerated, of shell or nut , of coconut shell	14.460,29	7.668,98
27101946	Lubricating oils other than HS 27101941 to 27101946	4.804,63	6.921,63
21069055	Non-alcoholic preparations of a kind used for the making or for the manufacture of beverages, composite concentrates for simple dilution with water to make beverages	2.262,34	6.526,70
44123100	Plywood, consisting solely of sheets of wood (not bamboo), each ply ≤ 6mm thickness, with at least one outer ply of tropical wood	6.859,25	6.296,31
11063000	Flour, meal and powder of the products of chapter 8	3,00	5.862,00
20082090	Pineapples, otherwise prepared or preserved, whether or not containing added sugar or other sweetening matter or spirit, not elsewhere specified or included, not in airtight containers for retail sale	6.890,72	5.846,78

LANJUTAN TABEL 14.

Kode HS	Komoditas	Volume (Ribu Kg)	Nilai (Ribu US \$)
(1)	(2)	(3)	(4)
23065000	Oil-cake and oth solid residues, of coconut or copra, whether/not ground/in the form of pellets, resulting from the extraction of vegetable/microbial fats/oils, oth than those of heading 2304 or 2305	26.601,92	5.390,43
22029930	Coconut water based drinks	5.023,08	3.975,16
15162024	Vegetable fats and oils and their fractions of palm kernels, refined, bleached and deodorised (RBD), re-esterified	2.499,98	3.899,42
15119049	Fractions of unrefined palm oil, other than solid fractions, but not chemically modified, with packing of a net weight more than 25 kg	2.983,58	3.774,22
29159040	Capric acid, its salts & esters	605,00	3.748,34
03063632	Whiteleg shrimps (<i>litopenaeus vannamei</i>), fresh or chilled	1.268,08	3.171,63
15119036	Liquid fractions of palm oil, refined oil, but not chemically modified, in packing of a net weight not exceeding 25 kg	1.803,60	2.513,02
11062020	Flour, meal and powder of sago	11.831,04	2.461,45
28331100	Disodium sulphate	24.423,00	1.961,88
44029000	Wood charcoal (including shell or nut charcoal), whether or not agglomerated, of bamboo or shell or nut	12.764,50	1.937,07
03028919	Fresh or chilled marine fish, other than HS code 03028911 to 03028918	3.433,51	1.891,15
88023010	Aeroplanes; of an unladen weight exceeding 2,000 kg but not exceeding 15,000 kg	1,92	1.600,00
29157020	Stearic acid	1.119,90	1.566,11
15131910	Fractions of unrefined coconut oil	762,13	1.409,94
29159030	Caprylic acid, its salts & esters	609,98	1.369,34
38029020	Activated clays or activated earths	3.565,00	1.141,15
15179090	Edible mixtures/preparations of animal, vegetable/microbial fats/oils/of fractions of different fats/oils of this chapter, oth than edible fats and oils/their fractions of head 1516, nec in head 1517	750,07	814,58
22021090	Waters, containing added sugar or other sweetening matter or flavoured, other than HS code 22021020 to 22021030	965,15	791,41
20094900	Pineapple juice, of a brix value exceeding 21	433,01	726,45

Sumber : BPS Provinsi Riau

LANJUTAN TABEL 14.

Kode HS	Komoditas	Volume (Ribuan Kg)	Nilai (Ribuan US \$)
(1)	(2)	(3)	(4)
03077120	Clams, cockles and ark shells (families arcidae, arctiidae, cardiidae, donacidae, hiatellidae, mactridae, mesodesmatidae, myidae, semelidae, solecurtidae, solenidae, tridacnidae and veneridae), fresh/chilled	1.090,83	704,42
08045030	Mangosteens, fresh or dried	4.368,37	487,44
08028000	Areca nuts, fresh or dried, whether or not shelled or peeled	948,20	477,39
12119095	Agarwood (gaharu) chips, fresh, chilled, frozen or dried	8,50	433,86
07149019	Sago pith, fresh, chilled, or dried	2.576,50	383,47
20098920	Coconut water	613,75	357,15
17021900	Lactose and lactose syrup, not containing by weight 99 % or more lactose, expressed as anhydrous lactose, calculated on the dry matter	666,75	335,56
44123400	Plywood, consisting solely of sheets of wood (not bamboo), each ply ≤ 6mm thickness, with at least one outer ply of non-coniferous wood not specified under subheading 441233	261,31	326,76
03028914	Savalai hairtails (lepturacanthus savala), belanger's croakers (johnius belangerii), reeve's croakers (chrysochir aureus) and bigeye croakers (pennahia anea), fresh or chilled	913,14	326,48
22019090	Waters, not containing added sugar or other sweetening matter nor flavoured, other than mineral waters, aerated waters, ice and snow	555,00	324,22
44092900	Wood, non-coniferous, other than in heading 4409, continuously shaped along any of its edge, ends/faces, whether or not planed, sanded or end-jointed	386,49	265,69
03076020	Snails, other than sea snails, fresh, chilled or frozen	341,49	177,90
03063639	Other shrimps and prawns other than giant tiger prawns, whiteleg shrimps, and giant river prawns, fresh or chilled	311,31	174,82
84068290	Steam turbines and other vapour turbines of an output exceeding 5 MV but not exceeding 40 MW other than for marine propulsion	44,47	174,70
15179043	Shortening	171,60	166,80
03024900	Sardinella, brisling or sprats, indian mackerels, seerfishes, jacks, crevalles, silver pomfrets, pacific saury, scads, capelin, kawakawa, bonitos, marlins, sailfishes, spearfish, fresh or chilled	284,32	163,36

Sumber : BPS Provinsi Riau

LANJUTAN TABEL 14.

Kode HS	Komoditas	Volume (Ribukg)	Nilai (Ribukg)
(1)	(2)	(3)	(4)
48051990	Fluting paper other than semichemical and straw, weighing less than 150 g/m ² or more than 225 g/m ²	318,51	148,39
41021000	Raw skins of sheep or lambs with wool on	0,26	147,52
19059090	Bread,pastry,cakes,biscuits&oth bakers' wares, w.o.n containing cocoa, communion wafers,empty cachets suitable for pharmaceutical use,sealing wafers, rice paper&similar products, nec in head 1905	55,93	140,99
03077110	Clams, cockles and ark shells (families arcidae, arcticidae, cardiidae, donacidae, hiatellidae, mactridae, mesodesmatidae, myidae, semelidae, solecurtidae, solenidae, tridacnidae and veneridae), live	231,05	140,05
95069100	Articles and equipment for general physical exercise, gymnastics or athletics	15,19	135,98
07144090	Taro (colocasia spp), whether or not sliced or in the form of pellets, fresh, chilled, or dried	1.857,72	126,89
44125900	Blockboard, laminboard, and battenboard, with both outer plies of coniferous wood	197,54	112,39
09011120	Arabica, not roasted, not decaffeinated	29,21	106,26
19059040	Pastries	32,97	98,59
44125200	Blockboard, laminboard, and battenboard, with at least one outer ply of non-coniferous wood	157,22	85,83
44152000	Pallets, box pallets and other load boards, pallet collars of wood	223,32	85,27
07049090	Kohlrabi, kale and similar edible brassicas, fresh or chilled	1.294,40	81,82
07142090	Sweet potatoes, whether or not sliced or in the form of pellets, fresh, chilled, or dried	1.266,45	80,89
03022900	Flat fish (pleuronectidae, bothidae, cynoglossidae, soleidae, scophthalmidae and citharidae) other than halibut, plaice, sole, turbot, fresh or chilled	163,03	78,14
40114000	New pneumatic tyres, of rubber, of a kind used on motorcycles	29,32	74,21
12030000	Copra	192,00	73,18
15131110	Virgin coconut oil	16,10	72,67
09011220	Arabica or robusta, not roasted, decaffeinated	20,26	66,12

Sumber : BPS Provinsi Riau

LANJUTAN TABEL 14.

Kode HS	Komoditas	Volume (Ribu Kg)	Nilai (Ribu US \$)
(1)	(2)	(3)	(4)
03079110	Molluscs, whether in shell or not, not elsewhere classified in subheadings 030711 to 030788, live	98,20	65,41
03035920	Silver pomfrets (pampus spp), frozen	124,18	60,84
03028918	Mangrove red snappers (lutjanus argentimaculatus), fresh or chilled	25,05	60,56
44092200	Wood, non-coniferous of tropical wood, continuously shaped along any of its edge, ends/faces, whether or not planed, sanded/end-jointed	96,12	58,40
14049020	Vegetable products not elsewhere specified or included, of a kind used primarily in tanning or dyeing	250,00	56,27
03038919	Frozen marine fish, other than HS code 03038911 to 03038918	32,35	55,38
06042090	Foliage, branches and other parts of plants, without flowers or flower buds, and grasses, being goods of a kind suitable for bouquets or for ornamental purposes, fresh	321,00	51,01
03028911	Grouper, fresh or chilled	17,13	47,66
44188190	Engineered structural timber products, glue-laminated timber, in other than block shape	72,22	47,59
08039090	Bananas, not elsewhere classified in subheading 0803, fresh or dried,	938,40	40,34
08011910	Young coconut, fresh or dried, whether or not peeled	282,00	39,25
07141019	Manioc (cassava), sliced or in the form of pellets, other than dried chips	353,17	38,85
44022090	Wood charcoal (including shell or nut charcoal), whether or not agglomerated, of shell or nut, other than coconut shell	478,00	38,65
44072996	Wood, tropical wood, of rubber (Hevea brasiliensis), planed, sanded or end-jointed	62,88	34,17
03055990	Dried fish, other than edible fish offal, whether or not salted but not smoked of other fish other than marine fish	95,22	33,44
03063392	Crab other than blue crabs (callinectes spp) and snow crabs (crabs of the family oregoniidae), fresh or chilled	67,00	33,38
17029099	Other sugar, including invert sugar and other sugar and sugar syrup blends containing in the dry state 50 % by weight of fructose, other than HS code 17029011 to 17029091	49,24	31,65

Sumber : BPS Provinsi Riau

LANJUTAN TABEL 14.

Kode HS	Komoditas	Volume (Ribuan Kg)	Nilai (Ribuan US \$)
(1)	(2)	(3)	(4)
04090000	Natural honey	33,85	31,23
03069530	Shrimps and prawns, other than in airtight containers for retail sale	27,48	30,42
09011130	Robusta, not roasted, not decaffeinated	6,11	30,11
09012111	Arabica, roasted, unground, not decaffeinated	7,50	27,17
07089000	Leguminous vegetables other than peas and beans, shelled or unshelled, fresh or chilled	315,80	26,95
03048990	Frozen fillets of other fish, other than HS code 03048100 to 03048910	5,06	25,70
44188110	Engineered structural timber products, glue-laminated timber (glulam), in block shape	46,25	25,09
09011290	Coffee other than arabica or robusta, not roasted, decaffeinated	6,60	23,99
48119099	Paper, paperboard, cellulose wadding and webs of cellulose fibres other than HS 48119091 - 48119092	10,07	23,85
09109190	Spices other than curry, mixtures referred to in note 1(b) to this chapter	52,72	22,01
12119098	Plants & parts of plants, of a kind used primarily in perfumery/for insecticidal, fungicidal/similar purposes, fresh, chilled, frozen/dried, in cut, crushed/powdered form, other than HS code 12119091-12119097	5,00	21,05
08119000	Fruit and nuts, uncooked or cooked by steaming or boiling in water, frozen, whether or not containing added sugar or other sweetening matter, n.ec. in heading 0811	143,00	19,66
	Other Goods	973,14	210,47
	JUMLAH	25.522.345,65	22.483.115,77

Sumber : BPS Provinsi Riau

TABEL 15. Impor Bulanan Provinsi Riau, 2021 - 2022 (Ribuan US\$)

Bulan	2021	2022	Perkembangan Tahunan
			(YoY) (%)
(1)	(2)	(3)	(4)
JANUARI	89.751,01	224.084,79	149,67
FEBRUARI	101.574,21	176.910,47	74,17
MARET	119.256,13	295.779,54	148,02
APRIL	88.118,82	239.053,88	171,29
MEI	92.870,58	191.466,56	106,16
JUNI	152.128,85	277.192,38	82,21
JULI	128.399,74	225.537,25	75,65
AGUSTUS	131.788,88	184.472,90	39,98
SEPTEMBER	115.325,13	272.085,79	135,93
OKTOBER	187.862,19	299.932,99	59,66
NOVEMBER	147.284,94	244.650,55	66,11
DESEMBER	267.967,59	349.021,51	30,25
JUMLAH	1.622.328,05	2.980.188,60	83,70

Sumber : BPS Provinsi Riau

TABEL 16. Perkembangan Impor Migas Dan Non Migas Provinsi Riau, 2012 - 2022 (Ribu US)

Tahun	Migas	Non Migas	Total
(1)	(2)	(3)	(4)
2012	461.189,90	1.800.808,50	2.261.998,50
2013	424.579,27	1.547.945,70	1.972.524,97
2014	299.262,42	1.417.500,22	1.716.762,64
2015	271.530,45	1.069.460,97	1.340.991,42
2016	234.149,86	1.068.577,68	1.302.727,54
2017	263.104,16	1.212.278,64	1.475.382,80
2018	237.857,88	1.329.931,25	1.567.789,13
2019	159.359,18	1.278.608,01	1.437.967,19
2020	121.060,09	1.196.893,00	1.317.953,09
2021	119.135,34	1.503.192,71	1.622.328,05
2022	254.569,74	2.725.618,87	2.980.188,60

Sumber : BPS Provinsi Riau

TABEL 17. Impor Provinsi Riau Menurut Kelompok Barang, 2021 - 2022

Kelompok Barang	2021		2022	
	Volume (Ribuan Kg)	Nilai (Ribuan US\$)	Volume (Ribuan Kg)	Nilai (Ribuan US\$)
(1)	(2)	(3)	(4)	(5)
Migas	216.674,11	119.135,34	281.564,75	254.569,74
Minyak Mentah	0,00	0,00	0,00	0,00
Hasil Minyak	216.674,11	119.135,34	281.564,75	254.569,74
Gas Alam	0,00	0,00	0,00	0,00
Non Migas	3.464.992,94	1.503.192,71	3.881.299,72	2.725.618,87
Hasil Pertanian	51,70	51,75	46.754,27	13.717,04
Hasil Industri	3.218.005,50	1.488.214,44	3.593.871,68	2.697.945,86
Hasil Tambang	246.935,74	14.926,53	240.673,77	13.955,97
Hasil Lainnya	0,00	0,00	0,00	0,00
RIAU	3.681.667,05	1.622.328,05	4.162.864,47	2.980.188,60

Sumber : BPS Provinsi Riau

TABEL 18. Impor Provinsi Riau Menurut Golongan Barang HS 2 Dijit, 2021 - 2022

Golongan Barang	2021		2022	
	Volume (Ribu Kg)	Nilai (Ribu US\$)	Volume (Ribu Kg)	Nilai (Ribu US\$)
(1)	(2)	(3)	(4)	(5)
Migas	216.674,11	119.135,34	281564,75	254.569,74
Hasil Minyak	216.674,11	119.135,34	281564,75	254.569,74
Bahan Bakar Mineral (27)	216.674,11	119.135,34	281564,75	254.569,74
Non Migas	3.464.992,94	1.503.192,71	3.881.299,72	2.725.618,87
Hasil Pertanian	51,70	51,75	46.754,27	13.717,04
Sayuran (07)	51,25	43,27	697,38	570,28
Lak,Getah, dan Damar (13)	0,45	8,48	27,37	122,40
Kayu, Barang dari Kayu (44)	0,00	0,00	679.580,04	86.274,35
Biji-bijian Berminyak (12)	0,00	0,00	771,31	822,89
Gandum-gandum (10)	0,00	0,00	27.293,14	11.656,97
Hasil Industri	3.218.005,50	1.488.214,44	3.593.871,68	2.697.945,86
Mesin-mesin/Pesawat Mekanik (84)	26.442,17	419.141,13	74.278,48	1.026.117,19
Pupuk (31)	1.630.409,06	413.568,42	1.186.885,19	623.680,29
Bahan Kimia Organik (29)	275.776,07	110.866,34	297.872,48	127.297,48
Bubur Kayu (Pulp) (47)	102.545,96	84.952,73	96.075,72	95.171,18
Bahan Kimia Anorganik (28)	313.697,97	59.212,80	385.058,36	131.552,49
Benda-benda dari Besi dan Baja (73)	14.817,96	49.562,54	22.909,17	84.858,43
Kertas dan Karton (48)	13.890,37	44.468,53	18.259,94	46.861,21
Garam, Belerang, Kapur (25)	380.226,15	39.262,18	709.004,67	68.443,20

Sumber : BPS Provinsi Riau

LANJUTAN TABEL 18.

Golongan Barang	2021		2022	
	Volume (Ribu Kg)	Nilai (Ribu US\$)	Volume (Ribu Kg)	Nilai (Ribu US\$)
(1)	(2)	(3)	(4)	(5)
Hasil Industri	3.218.005,50	1.488.214,44	3.593.871,68	2.697.945,86
Besi dan Baja (72)	26.033,87	32.826,17	43.458,33	58.289,46
Lemak & Minyak Hewan/ Nabati (15)	18.924,75	30.491,63	20.009,43	42.119,58
Perekat, Enzim (35)	46.401,59	26.663,13	41.703,41	27.995,03
Berbagai Produk Kimia (38)	35.608,29	22.766,29	23.994,22	24.242,67
Benda-benda dari Batu, Gips, dan Semen (68)	216.001,14	21.014,48	117.861,74	15.213,20
Plastik dan Barang dari Plastik (39)	8.401,36	20.840,29	9.339,47	26.406,22
Mesin/Peralatan Listrik (85)	1.057,44	16.084,90	13.829,85	103.078,44
Kapal Terbang dan Bagiannya (88)	10,32	14.492,33	-	-
Kain Tenun Berlapis (59)	284,59	13.987,30	307,92	15.283,87
Hasil Penggilingan (11)	24.102,95	11.019,80	46.978,65	23.268,28
Sabun dan Preparat Pembersih (34)	4.065,50	8.903,87	4.251,90	9.210,16
Produk Keramik (69)	29.015,56	7.220,55	30.370,54	8.802,92
hasil Industri Lainnya	50.292,43	40.869,05	451.422,20	140.054,56
Hasil Tambang	246.935,74	14.926,53	240.673,77	13.955,97
Garam, Belerang, Kapur (25)	246.695,74	14.808,93	240.611,68	13.818,12
Bahan Bakar Mineral (27)	240	117,6	62,09	137,85
RIAU	3.681.667,05	1.622.328,05	4.162.864,47	2.980.188,60

Sumber : BPS Provinsi Riau

TABEL 19. Impor Provinsi Riau Menurut Kabupaten/Kota Dan Pelabuhan Bongkar, 2021 - 2022

Kabupaten/Kota Pelabuhan Bongkar	2021		2022	
	Volume (Ton)	Nilai (Ribu US\$)	Volume (Ton)	Nilai (Ribu US\$)
(1)	(2)	(3)	(4)	(5)
Indragiri Hulu	23,75	182,60	0,00	0,00
Rengat	23,75	182,60	0,00	0,00
Indragiri Hilir	20.733,43	71.969,32	20.827,95	73.143,63
Sungai Guntung	20.465,69	71.048,96	13.086,20	43.274,71
Tembilahan	240,43	746,35	7.722,25	29.791,37
Kuala Enok	27,31	174,02	19,50	77,55
Siak Sri Indrapura	1.581.786,98	868.441,28	1.613.711,70	618.913,33
Buatan	566.554,50	482.381,39	282.395,85	207.533,51
Perawang	721.256,56	252.603,58	1.054.199,76	295.456,10
Futong Terminal	293.951,01	133.316,59	276.545,70	115.850,94
Siak Sri Indrapura	24,91	139,72	7,75	72,78
Bengkalis	1.998,99	1.740,91	6.665,66	9.654,64
Bengkalis	1.998,99	1.740,91	3.171,66	2.023,74
Sungai Pakning	0,00	0,00	3.494,00	7.630,90
Rokan Hilir	32,07	29,70	76,82	86,10
Panipahan	32,07	29,70	76,82	86,10
Kepulauan Meranti	1.540,17	1.331,49	1.580,42	1.186,91
Selat Panjang	1.540,17	1.331,49	1.580,42	1.186,91
Pekanbaru	58.544,96	64.409,19	747.682,82	1.213.364,71
Pekanbaru	55.367,83	48.056,76	653.030,58	1.146.433,77
Simpang Tiga (U)	109,83	15.103,28	92.911,46	62.108,92
Pekanbaru (Rumbai)	3.067,30	1.249,15	1.740,78	4.822,02
Dumai	2.017.006,71	614.223,57	1.772.881,75	1.070.707,11
Dumai	2.017.006,71	614.223,57	1.772.881,75	1.070.707,11
JUMLAH	3.681.667,05	1.622.328,05	4.162.864,47	2.980.188,60

TABEL 20. Impor Provinsi Riau Menurut Negara Asal, 2021 - 2022

Negara Asal	2021		2022	
	Volume (Ribuan Kg)	Nilai (Ribuan US\$)	Volume (Ribuan Kg)	Nilai (Ribuan US\$)
(1)	(2)	(3)	(4)	(5)
ASIA	1.995.579,33	958.276,39	2.743.725,27	1.897.971,85
Tiongkok	519.002,68	209.830,84	597.831,53	890.055,93
Malaysia	193.388,15	125.290,10	695.473,08	265.128,22
Singapura	948.848,25	163.834,76	225.396,13	248.142,93
India	84.339,12	19.694,16	165.819,51	106.846,02
Thailand	49.409,31	42.358,62	300.709,61	88.493,95
Oman	92.666,26	45.912,65	199.328,12	62.644,91
Korea Selatan	137.898,00	18.884,52	58.413,56	59.484,34
Vietnam	49.634,18	11.864,64	263.909,59	44.513,51
Filipina	91.918,55	30.449,89	17.023,42	37.643,06
Jepang	13.054,28	13.288,91	43.936,54	30.563,40
Brunei Darussalam	31.538,20	16.967,98	66.103,74	26.251,17
Saudi Arabia	57.155,90	12.533,62	31.337,08	12.641,54
Taiwan	18.556,22	2.866,70	12.685,01	10.093,72
Uni Emirat Arab	9.310,52	6.371,89	18.053,68	2.289,98
ASIA LAINNYA	5.764,11	4.193,59	47.704,67	13.179,17

Sumber : BPS Provinsi Riau

LANJUTAN TABEL 20.

Negara Asal	2021		2022	
	Volume (Ribu Kg)	Nilai (Ribu US\$)	Volume (Ribu Kg)	Nilai (Ribu US\$)
(1)	(2)	(3)	(4)	(5)
EROPA	23.036,10	106.376,85	141.023,73	433.709,61
Finlandia	103.300,81	41.053,82	29.102,42	241.623,87
Jerman	12.513,92	33.472,95	35.262,29	83.489,43
Swedia	99.270,00	26.511,22	10.472,08	45.179,28
Rusia	67.475,05	39.737,90	30.109,00	20.250,38
Belarusia	20.998,04	16.458,61	28.300,00	16.392,30
Inggris	203,73	6.060,05	650,83	6.185,01
Perancis	4.149,81	7.151,96	3.098,36	4.573,47
Austria	63,81	3.281,32	108,49	4.406,38
Denmark	140,28	681,49	302,89	2.901,68
Spanyol	55,86	3.866,57	409,09	1.646,57
Italia	395,41	5.992,72	96,85	1.606,18
Swiss	52,63	1.028,30	21,19	1.265,08
Polandia	970,10	758,22	3,17	120,37
Rep Ceko	68,64	472,38	1,22	94,82
Lithuania	33,48	1.835,85	1,70	40,18
Estonia	19,79	1.280,97	0,75	29,59
EROPA LAINNYA	1.781,27	1.181,08	3.083,40	3.905,03

Sumber: BPS Provinsi Riau

LANJUTAN TABEL 20.

Negara Tujuan	2021		2022	
	Volume (RibU Kg)	Nilai (RibU US\$)	Volume (RibU Kg)	Nilai (RibU US\$)
(1)	(2)	(3)	(4)	(5)
AMERIKA	842.004,73	313.163,52	731.272,31	572.441,10
Kanada	745.679,66	267.733,80	625.161,56	511.066,99
Amerika Serikat	32.749,29	34.975,61	33.426,31	44.116,02
Peru	62.950,45	7.879,07	71.500,00	13.300,00
Meksiko	308,63	1.458,15	382,67	1.795,46
Brazil	16,55	953,13	684,51	1.915,33
AMERIKA LAINNYA	300,16	163,75	117,26	247,30
AUSTRALIA	225.186,52	27.344,72	212.831,81	28.741,12
Australia	225.186,52	27.344,72	212.831,81	28.741,12
AFRIKA	282.291,09	23.988,79	333.482,51	46.465,61
Mesir	282.290,87	23.981,27	208.444,83	27.046,70
Afrika Selatan	0,22	7,52	125.037,28	19.418,03
Nigeria	0,00	0	0,19	0,47
AFRIKA LAINNYA	0,00	0	0,21	0,42
OCEANIA	3.857,93	3.533,45	528,85	859,32
Selandia Baru	3.857,93	3.533,45	526,11	844,01
SOLOMON ISLANDS	0,00	0	2,74	15,31
JUMLAH	3.681.667,05	1.622.328,05	3.681.667,05	1.622.328,05

Sumber: BPS Provinsi Riau

TABEL 21. Perkembangan Impor Provinsi Riau Menurut Kabupaten/Kota Dan Pelabuhan Bongkar, 2021 - 2022 (Ribu US)

Kabupaten/Kota Pelabuhan Bongkar	2021	2022	Perkembangan (%)
(1)	(2)	(3)	(4)
Indragiri Hulu	182,60	0,00	-100,00
Rengat	182,60	0,00	-100,00
Indragiri Hilir	71.969,32	73.143,63	1,63
Sungai Guntung	71.048,96	43.274,71	-39,09
Tembilahan	746,35	29.791,37	3891,61
Kuala Enok	174,02	77,55	-55,44
Siak Sri Indrapura	868.441,28	618.913,33	-28,73
Buatan	482.381,39	207.533,51	-56,98
Perawang	252.603,58	295.456,10	16,96
Futong Terminal	133.316,59	115.850,94	-13,10
Siak Sri Indrapura	139,72	72,78	-47,91
Bengkalis	1.740,91	9.654,64	454,57
Bengkalis	1.740,91	2.023,74	16,25
Sungai Pakning	0,00	7.630,90	-
Rokan Hilir	29,70	86,1	189,90
Panipahan	29,70	86,1	189,90
Kepulauan Meranti	1.331,49	1.186,91	-10,86
Selat Panjang	1.331,49	1.186,91	-10,86
Pekanbaru	64.409,19	1.213.364,71	1783,84
Pekanbaru	48.056,76	1.146.433,77	2285,58
Simpang Tiga (U)	15.103,28	62.108,92	311,23
Pekanbaru (Rumbai)	1.249,15	4.822,02	286,02
Dumai	614.223,57	1.070.707,11	74,32
Dumai	614.223,57	1.070.707,11	74,32
JUMLAH	1.622.328,05	2.980.188,60	83,70

TABEL 22. Impor Provinsi Riau Menurut *Harmonized System (HS)* 2022
Dan Komoditas, Tahun 2022

Kode HS (1)	Komoditas (2)	Volume (Kg) (3)	Nilai (US \$) (4)
07132090	Chickpeas (garbanzos), dried, shelled, whether or not skinned or split, not suitable for sowing	200	1
07133190	Beans of the species <i>vigna mungo</i> (l) hepper or <i>vigna radiata</i> (l) wilczek, dried, shelled, whether or not skinned or split, not suitable for sowing	697.178	570.275
08041000	Dates, fresh or dried	1.135	1.093
08135030	Mixtures of which dates predominate by weight	21.548	16.863
09042110	Chillies (fruits of the genus <i>capsicum</i>), dried, neither crushed nor ground	160.461	259.600
10019919	Wheat, other than durum wheat and wheat grain, other than seed, fit for human consumption	27.293.140	11.656.972
11041910	Rolled or flaked grains of maize (corn)	2.500	577
11063000	Flour, meal and powder of the products of chapter 8	43.200	178.200
11081100	Wheat starch	432.000	188.352
11081400	Manioc (cassava) starch	46.500.950	22.901.148
12024200	Ground-nuts, not roasted or otherwise cooked, whether or not shelled or broken, other than seed, shelled, whether or not broken	771.109	822.892
12074010	Sesamum seeds, edible	200	1
13021940	Vegetable saps and extracts of pyrethrum or of the roots of plants containing rotenone	3.691	2.365
13023200	Mucilages and thickeners, whether or not modified, derived from locust beans, locust bean seeds or guar seeds	21.603	91.125
13023990	Mucilages and thickeners, whether or not modified, derived from vegetable products, other than HS code 13023100 to 13023919	2.076	28.911
15131190	Crude coconut (copra) oil and its fractions, other than virgin coconut oil, whether or not refined, but not chemically modified	16.000.000	35.489.824
15131910	Fractions of unrefined coconut oil	3.002.000	5.893.955
15152919	Maize (corn) oil, fractions of unrefined oil, other than solid fractions	1.707	1.402
15152999	Maize (corn) oil, fractions of refined oil, other than solid fractions	162	142
15155090	Sesame oil and its fractions, other than crude oil and unrefined oil	481	349

Sumber: BPS Provinsi Riau

LANJUTAN TABEL 22.

Kode HS	Komoditas	Volume (Kg)	Nilai (US \$)
(1)	(2)	(3)	(4)
15159099	Other fixed vegetable oils, but not chemically modified, other than HS code 15151100 to 15159039, other than crude oil and unrefined oil	3.877	3.033
15200090	Glycerol waters and glycerol lyes	1.001.199	730.875
16041311	Prepared or preserved sardines, whole or in pieces, but not minced, in airtight containers for retail sale	85.700	76.650
16042030	Fish ball	1.250	923
16055410	Cuttle fish and squid, prepared or preserved, in airtight containers for retail sale	42	32
16055710	Abalone, prepared or preserved, in airtight containers for retail sale	16	12
17011400	Other cane sugar	1.755.000	932.175
17019910	Refined sugar	500.000	343.570
17021900	Lactose and lactose syrup, not containing by weight 99 % or more lactose, expressed as anhydrous lactose, calculated on the dry matter	2.105	1.612
17025000	Chemically pure fructose	56	107
17026010	Fructose, containing in the dry state more than 50 % by weight of fructose, excluding invert sugar	649.100	216.154
17026020	Fructose syrup, containing in the dry state more than 50 % by weight of fructose, excluding invert sugar	63.340	33.574
17049099	Sugar confectionery other than chewing gum, medicated pastilles and drops, and white chocolate, not containing cocoa, other than soft, containing gelatin	5.635	4.523
18061000	Cocoa powder, containing added sugar or other sweetening matter	21.026	16.628
18062090	Chocolate, liquid, paste, granular or other bulk form in containers or immediate packings, of a content exceeding 2 kg	339	1.383
18069010	Chocolate confectionery in tablets or pastilles	15.844	12.694
18069090	Chocolate and other food preparation containing cocoa, other than HS code 18061000 to 18069040	8.306	13.676
19019031	Filled milk, of goods of heading 0401 to 0404	37.896	27.397
19021920	Rice vermicelli (including bee hoon), uncooked pasta, not stuffed or otherwise prepared, not containing eggs	2.229	2.215
19023040	Instant noodles, whether or not cooked or otherwise prepared, other than stuffed	9.901	9.370

Sumber: BPS Provinsi Riau

LANJUTAN TABEL 22.

Kode HS	Komoditas	Volume (Ribukg)	Nilai (Ribukg US \$)
(1)	(2)	(3)	(4)
19041090	Prepared food obtained by the swelling or roasting of cereals or cereal products, not containing cocoa	372	327
19042010	Prepared foods obtained from unroasted cereal flakes	227	227
19042090	Prepared foods obtained from mixtures of unroasted cereal flakes and roasted cereal flakes or swelled cereals	4.094	3.590
19049010	Rice preparations, including pre-cooked rice	2.283	2.099
19053110	Sweet biscuits, not containing cocoa	43.153	36.582
19053220	Wafers	3.279	3.116
19059020	Unsweetened biscuits, other than teething biscuits	22.297	19.154
19059030	Cakes	125.991	129.109
19059090	Bread,pastry,cakes,biscuits&oth bakers' wares, w.o.n containing cocoa, communion wafers,empty cachets suitable for pharmaceutical use,sealing wafers, rice paper&similar products, nec in head 1905	37.487	35.291
20059100	Bamboo shoots, prepared or preserved otherwise than by vinegar or acetic acid, not frozen, other than products of heading 2006	152	116
20059910	Other vegetables and mixtures of vegetables, prepared or preserved otherwise than by vinegar or acetic acid, not frozen, other than products of heading 2006, in airtight containers for retail sale	604	529
20071000	Jams, fruit jellies, marmalades, fruit or nut purée and fruit or nut pastes, obtained by cooking, whether or not containing added sugar or other sweetening matter, homogenised preparations	85.603	78.551
20079990	Fruit pastes of mangoes, pineapples,strawberries,m armalades, fruit or /nut purée and fruit/nut pastes, obtained by cooking, w.o.n cont added sugar/other sweetening matter, not homogenised preparations	3.689	3.059
20082010	Pineapples, otherwise prepared or preserved, whether or not containing added sugar or other sweetening matter or spirit, not elsewhere specified or included, in airtight containers for retail sale	26	20
20094900	Pineapple juice, of a brix value exceeding 21	19.080	31.673
21011292	Coffee preparation with a basis of ground roasted coffee containing added sugar, whether or not containing creamer	5.084	4.338
21012090	Extracts, essences and concentrates, of tea or maté, and preparations with a basis of these extracts, essences or concentrates or with a basis of tea or maté, other than HS code 21012020 to 21012030	98	62

Sumber: BPS Provinsi Riau

LANJUTAN TABEL 22.

Kode HS	Komoditas	Volume (Ribu Kg)	Nilai (Ribu US \$)
(1)	(2)	(3)	(4)
21023000	Prepared baking powders	549	421
21031000	Soya sauce	5.629	4.098
21032000	Tomato ketchup and oth tomato sauces	1.886	1.327
21039011	Chilli sauce	3.377	2.538
21039013	Sauces other than chilli sauce or fish sauce	14.533	11.548
21039019	Sauces and preparations therefor, other than HS code 21039011 to 21039013	10.904	8.493
21039029	Mixed condiments and mixed seasonings, other than shrimp paste	3.234	2.596
21069055	Non-alcoholic preparations of a kind used for the making or for the manufacture of beverages, composite concentrates for simple dilution with water to make beverages	182.530	389.077
22021030	Other sparkling mineral waters or aerated waters, flavoured	422.233	279.302
22021090	Waters, containing added sugar or other sweetening matter or flavoured, other than HS code 22021020 to 22021030	35.190	22.637
22029920	Soya milk drinks	70.682	55.258
22029930	Coconut water based drinks	36	25
22029990	Other non-alcoholic beverages, not including fruit, nut or vegetable juices of heading 2009	41.070	30.599
22090000	Vinegar and substitutes for vinegar obtained from acetic acid	1.734	1.508
24041210	E-cigarette liquid or gel	1.000	3.728
25010093	Salt with sodium chloride content 97 % or more, calculated on a dry basis	234.581.000	13.854.355
25030000	Sulphur of all kinds, other than sublimed sulphur, precipitated sulphur and colloidal sulphur	70.940.520	20.464.915
25051000	Silica sands and quartz sands	180.000	36.656
25059000	Natural sands of all kinds, whether or not coloured, other than metal-bearing sands of chapter 26, other than silica sands and quartz sands	20.000	40.320
25061000	Quartz	690.000	45.248
25081000	Bentonite	36.919.200	2.714.156
25083000	Fire-clay	18.000	13.500

Sumber: BPS Provinsi Riau

LANJUTAN TABEL 22.

Kode HS	Komoditas	Volume (Kg)	Nilai (US \$)
(1)	(2)	(3)	(4)
25120000	Siliceous fossil meals (for example, kieselguhr, tripolite and diatomite) and similar siliceous earths, whether or not calcined, of an apparent specific gravity of 1 or less	150.000	113.064
25131000	Pumice stone	21.377	1.999
25199090	Magnesium oxide, whether or not pure, other than fused magnesia, dead-burned (sintered) magnesia	11.698.700	3.800.356
25210000	Limestone flux, limestone and other calcareous stone, of a kind used for the manufacture of lime or cement	175.301.000	3.477.438
25221000	Quicklime	162.820.472	20.295.675
25222000	Slaked lime	51.000	10.132
25262010	Natural steatite, whether or not roughly trimmed or merely cut, by sawing or otherwise, into blocks or slabs of a rectangular (including square) shape, talc powder	533.600	192.278
25280000	Natural borates and concentrates thereof (w.o.n calcined), but not incl borates separated from natural brine, natural boric acid containing not more than 85 % of H3BO3 calculated on the dry weight	100.000	65.000
25302010	Kieserite	14.979.799	3.318.108
27011100	Anthracite, whether or not pulverised, but not agglomerated	62.093	137.846
27101224	Motor spirit, unleaded, of RON 90 and above but below RON 97, unblended	33.654.958	33.046.076
27101946	Lubricating oils other than HS 27101941 to 27101946	338.098	803.350
27101971	Automotive diesel fuel	190.018.074	186.660.943
27101990	Petroleum oil&oil obtain from bituminous mineral oth than crude&preparation n.e.s/incl,cont by weight ≥70% of oils mention before, these oils being the basic constituents of the preparations, not cont biodiesel&oth than waste oils, oth than hs 27101211-27101989	4	343
27132000	Petroleum bitumen	57.553.620	34.059.023
28020000	Sulphur, sublimed or precipitated, colloidal sulphur	2.794.000	991.646
28092032	Food grade, phosphoric acid	779.700	1.398.686
28111100	Hydrogen fluoride (hydrofluoric acid)	4.726	154.175
28151200	Sodium hydroxide (caustic soda), in aqueous solution (soda lye or liquid soda)	288.842.496	97.645.682
28161000	Hydroxide and peroxide of magnesium	48.000	45.898

Sumber: BPS Provinsi Riau

LANJUTAN TABEL 22.

Kode HS	Komoditas	Volume (Kg)	Nilai (US \$)
(1)	(2)	(3)	(4)
28182000	Aluminium oxide, other than artificial corundum	12.000	1.200.000
28259000	Hydrazine and hydroxylamine and their inorganic salts, other inorganic bases, other metal oxides, hydroxides and peroxides, other than hs code 28251000 to 28258000	1.008.000	120.960
28272090	Calcium chloride, containing < 73 % and > 80 % by weight	1.308.000	385.651
28273910	Chlorides other than ammonium chloride and calcium chloride, of barium or of cobalt	302.000	224.963
28273990	Chlorides other than ammonium chloride and calcium chloride, other than HS code 28271000 to 28273990	6.872	26.460
28275900	Bromides and bromide oxides, other than bromides of sodium or of potassium	3.039	56.493
28291100	Chlorates, of sodium	2.689.000	2.021.869
28321000	Sodium sulphites	1	4
28331100	Disodium sulphate	40.415.600	3.796.412
28332100	Sulphates of magnesium	4.000.000	896.000
28332930	Sulphates of chromium	2.900.000	2.092.609
28352600	Phosphates of calcium other than calcium hydrogenorthophosphate	1.498	7.493
28352990	Phosphates, other than HS code 28352200 to 28352910	2.001	17.851
28362000	Disodium carbonate	241.975	122.881
28363000	Sodium hydrogencarbonate (sodium bicarbonate)	25.376	9.843
28401900	Disodium tetraborate (refined borax), other than anhydrous	21.320.000	12.152.400
28470010	Hydrogen peroxide, whether or not solidified with urea, in liquid form	18.354.000	8.182.171
28539010	Demineralized waters	71	2.343
29051100	Methanol (methyl alcohol)	286.123.312	112.335.486
29051900	Saturated monohydric alcohols, other than HS 29051100-29051700	2.074.500	2.011.388
29054500	Glycerol	1.000.443	797.785
29157030	Salts & esters of stearic acid	1.575	8.496
29159020	Lauric acid, myristic acid, their salts & esters	8.026.296	9.436.566
29181400	Citric acid	58.500	200.164
29224900	Amino-acids, other than those containing more than one kind of oxygen function, and their esters, salts thereof, other than HS 29224100-29224400	540.000	2.333.073

Sumber: BPS Provinsi Riau

LANJUTAN TABEL 22.

Kode HS	Komoditas	Volume (Ribu Kg)	Nilai (Ribu US \$)
(1)	(2)	(3)	(4)
29280090	Organic derivatives of hydrazine or of hydroxylamine other than Linuron	650	7.999
29291020	Toluene diisocyanate	40.000	116.000
29302000	Thiocarbamates and dithiocarbamates	4.800	14.011
29362700	Vitamin C and its derivatives	400	3.409
29400000	Sugars, chemically pure oth than sucrose ,lactose, maltose, glucose, & fructose	2.000	33.100
31010010	Fertilisers produced by of solely vegetable origin	68.000	8.483
31021000	Urea, whether or not in aqueous solution	29.300.000	18.674.400
31022100	Ammonium sulphate	76.826.600	19.544.577
31031190	Superphosphates containing by weight 35 % or more of diphosphorus pentaoxide (P2O5), other than feed grade	19.903.520	11.524.068
31039090	Mineral or chemical fertilisers, phosphatic, other than superphosphate & calcined phosphatic fertilisers	375.133.265	52.288.528
31042000	Potassium chloride	642.623.825	483.952.228
31049000	Mineral or chemical fertilisers, potassic, other than potassium chloride & potassium sulphate	6.813.979	2.884.099
31052000	Mineral or chemical fertilisers containing the three fertilising elements nitrogen, phosphorus and potassium	8.624.000	6.113.506
31053000	Diammonium hydrogenorthophosphate (diammonium phosphate)	26.880.000	28.262.380
31055900	Mineral/chemical fertilisers,contain the two fertilising elements nitrogen and phosphorus,oth contain nitrates and phosphates	700.000	419.300
31059000	Mineral/chemical fertilisers contain two/three of fertilising elements nitrogen,phosphorus&potassium, oth HS 31052000-31056000	12.000	8.722
32030010	Colouring matter of vegetable/animal origin incl dyeing extracts excluding animal black, of a kind used in the food/drink industries	2	3
32042000	Synthetic organic products of a kind used as fluorescent brightening agents	6.018.950	7.378.616
32049000	Synthetic organic colouring matter, prep as specified in Note 3 to this Chapter , other than HS 32041100-32042000	282.000	514.916

Sumber: BPS Provinsi Riau

LANJUTAN TABEL 22.

Kode HS	Komoditas	Volume (Kg)	Nilai (US \$)
(1)	(2)	(3)	(4)
32071000	Prepared pigments, prepared opacifiers, prepared colours and similar preparations	10	205
32082040	Antifouling and/or anticorrosive paints for ships' hulls based on acrylic or vinyl polymers	22.549	13.233
32089029	Varnishes(incl lacquers), ≤100oC heat resistance, not used in dentistry,oth based on polyesters,acrylic/ vinyl polymers	3.733	2.442
32089030	Antifouling and/or anticorrosive paints for ships'hulls other than based on polyestersandbased on acrylic or vinyl polymers	5.750	4.350
32089090	Paint&varnishes incl enamels&lacquers exc based on polyesters&based on acrylic/vinyl polymers &HS 32081010-32089030	19.420	13.314
32091090	Paints&varnishes including enamels based on acrylic or vinyl polymers, other than HS 32091010-32091050	33	29
32100099	Paints other than antifouling and/or anticorrosive paints for ships' hulls	19	40
32131000	Colours in sets, of a kind used by artists, students or signboard painters	86	245
32149000	Non-refractory surfacing preparations for facades, indoor walls, floors, ceilings or the like.	2.696	14.122
32159090	Ink, whether or not concentrated or solid, other than HS 32151110-32159070	1	1
33019090	Concentrates of essential oils in fats, in fixed oils, in waxes or the like, obtained by enfleurage or maceration, terpenic by-products of the deterpenation of essential oils	46	35
33021090	Odoriferous alcoholic preparations of a kind used in the food or drink industries, other than HS 33021010-33021020	4.757	176.168
33074110	Agarbatti and other odoriferous prep which operate by burning, Scented powders of a kind used during religious rites	6.140	4.076
33074190	Agarbatti and other odoriferous prep which operate by burning, other than scented powders of a kind used during religious rites	39.954	36.297
34011150	Soap for toilet use including bath soap other than medicated soap	5.535	4.490
34023190	Linear alkylbenzene sulphonic acids and their salts other than Sulphonated alkylbenzenes	3.709	47.847
34023990	Other linear alkylbenzene sulphonic acids and their salts other than sulphated fatty alcohols	1.240	13.677

Sumber: BPS Provinsi Riau

LANJUTAN TABEL 22.

Kode HS	Komoditas	Volume (Kg)	Nilai(US \$)
(1)	(2)	(3)	(4)
34024100	Cationic	196.800	847.041
34024290	Non ionic other than Hydroxyl-terminated polybutadiene	705.973	1.909.383
34024990	Other than cationic and non-ionic not suitable for use in fire-extinguishing preparations	460.350	881.700
34025012	Anionic washing preparations or cleaning preparations, including bleaching, cleansing or degreasing preparations put up for retail sale in liquid form	3.753	3.514
34025019	Preparations put up for retail sale o.t surface-active preparations and anionic washing preparations or cleaning preparations, including bleaching, cleansing or degreasing preparations in liquid form	604	1.310
34025092	Anionic washing preparations or cleaning preparations, including bleaching, cleansing or degreasing preparations put up for retail sale in other than liquid form	234.403	113.593
34025099	Preparations put up for retail sale o.t surface-active preparations & anionic washing preparations or cleaning preparations, includ bleaching, cleansing or degreasing preparations in o.t liquid form	207.359	95.846
34029013	Washing/cleaning preparations, including bleaching, cleansing/degreasing prep in liquid form other than anionic prep	362.601	167.757
34029019	Surf active prep, wash prep incl aux wash&clean prep,cont soap/not,in liq form, oth than HS3401, 34029011-34029014, retail	196.000	440.891
34029092	Anionic washing or cleaning reparations,incluing bleaching,cleansing or degreasing preparations not in liquid form	391.681	1.081.712
34029094	Anionic surface active preparations not in liquid form other than anionic wetting agents and washing preparations	11.760	29.106
34029099	Surface active prep,wash prep incl aux wash&clean prep,cont soap/not,not in liq form,oth than of 3401,HS 34029091-34029094	309.600	635.040
34031119	Prep for treatm of textile/oth material,in liquid form,contain petrol oil/oil from bituminous mineral, other than lubricating	733.681	2.243.377
34031912	Lubricating prep cont. petroleum oil, not for treatment textile material/leather/furskins cont. silicone oil in liquid	2	95

Sumber: BPS Provinsi Riau

LANJUTAN TABEL 22.

Kode HS	Komoditas	Volume (Kg)	Nilai (US \$)
(1)	(2)	(3)	(4)
34039111	Lubricating preparation contain silicone oil-for treatment of textile/leather/furskins, not contain petrol,in liquid form	4	260
34039990	Lubricating preparations,not containing petroleum oil,not for treatment of textile/leather/furskins, not in liquid form	343	19.890
34049090	Artificial waxes & prepared waxes, other than HS 34042000-34049010	390.100	637.938
34060000	Candles, tapers and the like	36.406	35.694
35019010	Caseinates and other casein derivatives	72.000	1.271.077
35051090	Dextrins, other than soluble or roasted starches	41.327.520	25.479.921
35052000	Glues, based on starches, or on dextrins or other modified starches	1.896	11.153
35061000	Products suitable for use as glues or adhesives, put up for retail sale as glues or adhesives, net weight ≤ 1 kg	364	843
35069190	Optically clear free-film adhesives and optically clear curable liquid adhesives not of a kind used solely or principally for the manufacture of flat panel displays or touch-sensitive screen panels	1	184
35069900	Glues and other adhesives, prepared, n.e.c. in heading no. 3506, not exceeding a net weight of 1kg	290.629	1.099.854
35079000	Enzymes, other than rennet & concentrates thereof	11.000	132.000
38021010	Activated carbon based on coconut shell charcoal	80.000	303.919
38021090	Activated carbon based on other than coconut shell charcoal	13.860	552.803
38029020	Activated clays or activated earths	97.000	51.346
38040090	Resid lyes from the manufact of wood pulp,Oth than concentrate sulphite lye and Calcium lignin sulphonat binder	472.773	1.755.317
38089330	Plant-growth regulators	21.982	21.132
38089490	Disinfectants, other than containing mixtures of coal tar acid and alkalis, other than in aerosol containers	59.408	145.449
38099200	Finishing agents, dye carriers to accelerate dyeing or fixing of dye-stuffs with other than amylaceous substances, of a kind used in the paper or like industries	7.414.493	12.747.806
38119010	Oxidation and gum inhibitors, viscosity improvers, anti-corrosive preparation, rust preventatives or corrosion inhibitor	258.072	811.165

Sumber: BPS Provinsi Riau

LANJUTAN TABEL 22.

Kode HS	Komoditas	Volume (Ribukg)	Nilai (Ribukg US \$)
(1)	(2)	(3)	(4)
38119090	Oxidation&gum inhibitor, viscosity improver, anti-corrosive prep, oth prep additive mineral oil/liquid, n.e.c. in heading 3811	437.128	1.400.667
38122000	Plasticisers, compound, for rubber or plastics	5.000	3.219
38140000	Organic composite solvents and thinners, not elsewhere specified or included, prepared paint or varnish removers.	65	1.940
38151100	Catalyst,support; reaction initiator/ accelerator&catalytic prep, with nickel/nickel compound as the active substance	1.050	8.925
38159000	Reaction initiators, reaction accelerators and catalytic preparations, unsupported, n.e.c. or included	369.680	804.939
38160010	Refractory cements, other than products of heading no. 3801	104.261	236.637
38160090	Mortars, concretes & similar compositions, other than products of heading 3801.	289.584	330.087
38210010	Prepared culture media for the development of microorganisms	2	832
38210090	Prepared culture media for the development of plant, human or animal cells	35	983
38244000	Prepared additives for cements, mortars or concretes	442.071	937.200
38249910	Ink removers, stencil correctors, other correcting fluids & correction tapes(other than head 9612), packings for retail sale	507	1.120
38249999	Prepared binders for foundry moulds/ cores;chemical product&prep of chemical/allied industry; other than HS 38241000-38249991	13.927.249	4.127.184
39011099	Ethylene polymers,polyethylene w/ specific gravity of < 0.94,in oth than liquid/paste form, oth than Polyethylene containing 5 % or less alpha-olefin monomers)	1.448.500	2.538.951
39019090	Ethylene polymers, in primary forms, other than 3901.10 - 3901.40, other than in dispersion	822.000	1.299.455
39069020	Acrylic polymers, other than poly(methyl methacrylate), in primary forms, in dispersion	94.500	169.175
39069099	Acrylic polymers, other than poly(methyl methacrylate), in primary forms,other than in dispersion, other than sodium polyacrylate	1.588.225	2.248.607
39071000	Polyacetals, in primary forms	17	53

Sumber: BPS Provinsi Riau

LANJUTAN TABEL 22.

Kode HS	Komoditas	Volume (Kg)	Nilai (US \$)
(1)	(2)	(3)	(4)
39072100	Other polyethers, in primary forms, bis(poyoxyethylene) methylphosphonate	130.000	318.003
39072990	Other polyethers, in primary forms, other than bis(poyoxyethylene) methylphosphonate, other than polytetramethylene ether glycol	900.800	2.116.256
39073090	Epoxide resins, in primary forms, other than of a kind used for coating in powder form, other than in liquids/pastes form	30.847	306.718
39123100	Cellulose ethers, carboxymethylcellulose and its salts, in primary forms	15.000	265.414
39139090	Natural polymers & modified natural polymers, in primary forms, other than HS 39131000-39139030	86.554	514.394
39140000	Ion-exchangers based on polymers of heading no. 3901 to 3913, in primary forms	323	5.276
39162020	Rods, sticks & profile shapes, whether or not surface-worked but not otherwise worked, of polymers of vinyl chloride	170.279	270.011
39171090	Artificial guts (sausage casings) of cellulosic materials	1.054	1.800
39172100	Tubes, pipes and hoses, rigid, of polymers of ethylene	707	507
39172300	Tubes, pipes and hoses, rigid, of polymers of vinyl chloride	3.881	35.373
39172919	Tubes, pipes and hoses, rigid, further worked than merely surface worked, other than HS 39172911-39172912	3	553
39173119	Flexible tube, pipe & hose, min burst pressure 27.6 Mpa, further worked than merely surface worked, other than HS 39173111-39173112	1.192	1.071
39173390	Tubes, pipe & hose, oth than HS 39173100, with fittings, other than further worked than merely surface-worked	225	1.403
39173999	Tubes, pipe & hose, oth than HS 39173100-39173300, other than further worked than merely surface-worked, other than 39173991-39173994	385	9.432
39174000	Fittings (e.g. joints, elbows, flanges), of plastics	275.255	3.447.487
39181090	Floor coverings, of polymers of vinyl chloride, whether or not self-adhesive, in other than the form of tiles and rolls	5.470	14.225
39189091	Wall or ceiling coverings of plastic, of polyethylene	47.628	100.780
39191020	Self-adhesive plates, sheets, film, foil, tape, strip and other flat shapes, of polyethylene, in rolls of a width ≤ 20 cm	2.060	19.160

Sumber: BPS Provinsi Riau

LANJUTAN TABEL 22.

Kode HS	Komoditas	Volume (Kg)	Nilai (US \$)
(1)	(2)	(3)	(4)
39191099	Self-adhesive plates, sheets, film, foil, tape, strip and other flat shapes, in rolls of a width ≤ 20 cm, other than HS 39191091-39191092	34.964	491.279
39199091	Self-adhesive plates, sheets, film, foil, tape, strip and other flat shapes, of chemical derivatives of natural rubber, in rolls of a width > 20 cm	637	60.071
39199099	Self-adhesive plates, sheets, film, foil, tape, strip and other flat shapes, in rolls of a width > 20 cm, other than HS 39199091-39199092	58.635	581.257
39201019	Plates and sheets, of polymers of ethylene, non-cellular and not reinforced, laminated, supported or similarly combined with other materials, other than rigid	154.349	245.230
39201090	Film, foil and strip, of polymers of ethylene	82.259	145.526
39202099	Plastics, film, foil & strip, other than biaxially oriented polypropylene film, of polymer propylene, non-cellular & not reinforced	474.704	2.805.910
39206110	Plastics, plates & sheets, of polycarbonates, non-cellular & not reinforced, laminate, support/combined with other materials	76.198	312.555
39206190	Plastics, film, foil and strip, of polycarbonates, non-cellular & not reinforced, laminate, support/combine with oth materials	16	59
39206291	Plastics, of poly(ethylene terephthalate), solar protection film	22.400	31.360
39206299	Plastics, of poly(ethylene terephthalate), other than solar protection film	44.800	69.216
39207199	Plastics, plates, sheets, film, foil and strip (not self-adhesive), of regenerated cellulose, other than printed sheets	349	8.297
39209990	Plastics, of plastics n.e.c. in heading 3920, laminated, supported/combine oth material, other than HS 39201011-39209939	715	7.477
39211191	Plastics, plates & sheets, of polymers of styrene, cellular, not rigid	406	833
39211200	Plastics, plates, sheets, film, foil and strip, of polymers of vinyl chloride, cellular	90.970	61.438
39211912	Other plates, sheets, film, foil and strip, of plastics, Cellular, of other plastics, plates and sheets of addition polymerisation products, other of polyethylene	794	1.300
39219041	Plastics, plates & sheets, other than cellular, of condensation or rearrangement polymerisation products	21	50

Sumber: BPS Provinsi Riau

LANJUTAN TABEL 22.

Kode HS	Komoditas	Volume (Ribu Kg)	Nilai (Ribu US \$)
(1)	(2)	(3)	(4)
39219090	Plastics, plates, sheets, film, foil and strip, other than cellular, of other than HS 39219010-39219060	711.862	1.023.185
39221019	Plastics, baths, other than bathtubs having rectangular or oblong interior shape	1.266	8.028
39221090	Baths, shower-baths, sinks and wash-basins, other than bathtubs having rectangular or oblong interior shape of plastics	4.643	1.264
39229090	Plastics, bidets, lavatory pans, flushing cisterns and similar sanitary ware n.e.c. in heading no. 3922	379	1.183
39231020	Plastics, other of specially shaped or fitted for the conveyance or packing of semiconductor wafers, masks or reticles, for the conveyance or packing of goods	1	106
39231090	Plastics, boxes, crates and similar articles, for the conveyance or packing of goods	187.368	160.254
39232111	Ethylene polymer; aseptic bag reinforced with aluminium foil, width >315 mm and length >410mm, incorporating a sealed gland	9.469	96.820
39232119	Ethylene polymer; aseptic bag reinforced with aluminium foil, width ≤315 mm & length ≤410mm, incorporating a sealed gland	133.913	1.435.643
39232199	Ethylene polymer; aseptic bag not reinforced with aluminium foil, width ≤315 mm and length ≤410mm, incorporating sealed gland	436.692	1.158.832
39232990	Ethylene polymer; aseptic bags reinforced/not with aluminium foil, width ≤315 mm & length ≤410 mm, incorporating a sealed gland	251.291	1.355.157
39233090	Plastic; carboy, bottle, flask and similar, other than multilayer fibreglass containers, for compressed/liquefied gas; for conveyance/packing	1.427	12.381
39235000	Spools, cops, bobbins & similar supports, stoppers, lids, caps and other closures, for the conveyance or packing of goods	215.204	1.215.003
39239090	Spools, cops, bobbins and similar supports, other than toothpaste tubes	221.521	438.515
39241099	Plastics, tableware and kitchenware, other of melamine, other than baby feeding bottles	56.013	55.958
39249090	Plastics, household articles and hygienic or toilet articles n.e.c. in heading no. 3924	37.587	36.909
39252000	Plastics, doors, windows and their frames and thresholds for doors	3.148	2.628
39259000	Plastics, builders' ware, n.e.c. or included in heading no. 3925	235.704	206.085
39261000	Plastics, office or school supplies	17.879	49.098

Sumber: BPS Provinsi Riau

LANJUTAN TABEL 22.

Kode HS	Komoditas	Volume (Kg)	Nilai (US \$)
(1)	(2)	(3)	(4)
39262010	Plastics, glove, aprons, babies' bibs	308	830
39262090	Plastics, articles of clothing accessories (including gloves, mittens & mitts)	1.011	2.583
39264000	Plastics, statuettes and other ornamental articles	7.293	14.629
39269010	Plastics, floats for fishing nets	23.618	16.625
39269020	Plastics, fans and hand screens, frames and handles therefor, and parts thereof	38	311
39269039	Plastics, hygienic, medical and surgical articles, other than plastic moulds with denture imprints	219	281
39269049	Plastics, safety and protective devices, other than HS 39269041 - 39269044	577	41.324
39269053	Plastics, articles for industrial uses, transmission or conveyor belts or belting	4.252	139.444
39269059	Plastics, articles for industrial uses, other than HS 39269053 - 39269055	92.059	367.722
39269093	Plastics, buckles, adjusters, hooks and cord stoppers	51	270
39269099	Plastics, n.e.c. in heading no. 3923	17.459	39.144
40021910	SBR, XSBR other than latex, in primary forms or in vulcanised, uncompound plates, sheets, or strips	6	132
40024990	Chloroprene (chlorobutadiene) rubber (CR) other than latex, other than in primary forms	569	33.916
40026090	Isoprene rubber (IR) other than in primary forms	211	2.334
40069090	Form and article of unvulcanised rubber, other than natural gums or ôCamel-backö strips for retreading rubber tyres	4	202
40070000	Vulcanised rubber thread and cord.	210	554
40081190	Plates, sheets and strip of vulcanised cellular rubber, other than HS 40081110 and 40081120	15	1.551
40082140	Plates, sheets and strip of vulcanised non-cellular rubber, rubber soling sheet	462	23.398
40082900	Vulcanised non-cellular rubber (other than hard rubber), other than plates, sheets and strip	1.071	55.946
40091100	Tubes, pipes & hoses, vulcanised rubber other than hard rubber, not reinforced/otherwise combined with oth materials without fittings	24	2.891
40091290	Tubes, pipes & hoses, vulcanised rubber other than hard rubber, not reinforced/combined w/ oth material with fittings, other than HS 40091210	691	9.016

Sumber: BPS Provinsi Riau

LANJUTAN TABEL 22.

Kode HS	Komoditas	Volume (Kg)	Nilai (US \$)
(1)	(2)	(3)	(4)
40092190	Tubes, pipes&hoses of vulcanised rubber other than hard rubber,reinforced/combined with metal,without fittings, other than HS 40092110	4.829	3.389
40094210	Mining slurry suction&discharge hoses,vulcanised rubber other than hard rubber,reinforced/combined w/ oth material,with fitting	88	966
40094290	Tubes/pipes&hoses,vulcanised rubber other than hard rubber,reinforced/combined with other materials,with fittings n.e.c. 400942	42.986	355.102
40101900	Conveyor belts or belting, of vulcanised rubber, other than reinforced only with metal or textile material	176.895	772.875
40103100	Endless transmission belts trapezoidal cross-section (V-belts),V-ribbed,vulc rubber,outside circum>60 cm but not<180 cm	1	80
40103200	Endless transm belts trapezoidal cross-section (Vbelts),oth thn V-ribbed,outside circum exceed 60 cm but not exceed 180 cm	6	180
40103900	Transmission belts or belting, of vulcanised rubber, other than HS 40103100-40103600	207.098	1.677.050
40111000	New pneumatic tyres, of rubber, of a kind used on motor cars (including station wagons and racing cars)	114.111	315.096
40112013	New pneumatic tyres, of rubber, of a kind used on buses or lorries, of a width not exceeding 450 mm: having a width exceeding 230 mm but not exceeding 385 mm	658.042	1.784.877
40118011	New pneumatic tyres, of rubber, used on tractors, machinery of heading 8429 or 8430, forklifts, wheelbarrows or other industrial handling vehicles and machines, fitting a rim of a diameter ≤ 24 inch	3.472	9.762
40118031	New pneumatic tyres, of rubber, fitting a rim of a diameter >24 inch, of a kind used on machinery of heading 8429 or 8430	29.285	82.351
40119090	New pneumatic tyres, of rubber, n.e.c. in heading 4011 of a width not exceeding 450 mm	111	31.757
40129080	Tyre flaps of rubber	68.318	90.149
40131011	Inner tubes of rubber,of a kind used on motor cars,suitable for fitting to tyres of a width < 450 mm	7.732	22.054
40131021	Inner tubes of rubber, of a kind used on buses or lorries, suitable for fitting to tyres of a width not exceeding 450 mm	34.693	97.319
40139011	Inner tubes of rubber,kind used on machinery of head 8429 or 8430, suitable for fitting to tyres of a width ≤450 mm	616	1.734

Sumber: BPS Provinsi Riau

LANJUTAN TABEL 22.

Kode HS	Komoditas	Volume (Kg)	Nilai (US \$)
(1)	(2)	(3)	(4)
40139019	Inner tubes of rubber,a kind used on machinery of head 8429 or 84.30, suitable for fitting to tyres of a width >450 mm	877	2.465
40149010	Teats for feeding bottles and similar articles	1.482	1.331
40151990	Other than gloves, mittens and mitts , of a kind used for medical, surgical, dental or veterinary purposes of a kind used on machinery purposes other of vulcanised natural rubber	1.600	12.800
40159090	Articles apparel & clothing accessories of vulcanised rubber other than hard rubber, n.e.c. in heading 4015	11	132
40161010	Padding for articles of apparel or clothing accessories, of cellular rubber	13	165
40161090	Other articles of cellular rubber, other than padding apparel and floor/wall tiles	534	2.396
40169110	Mats of vulcanised rubber other than hard rubber, non-cellular rubber	2.499	4.860
40169290	Erasers other than eraser tips of vulcanised rubber other than hard rubber and non-cellular rubber	1.624	4.846
40169310	Gaskets, washers and other seals of a kind used to insulate the terminal leads of electrolytic capacitors	285	10.738
40169320	Gaskets and o-rings, of a kind used on motor vehicles of heading 8702, 8703, 8704 or 8711	139	8.936
40169390	Gaskets, washers and other seals of vulcanised rubber other than hard rubber, n.e.c. sub heading 401693	32.690	2.865.769
40169500	Inflatable articles, other than boat or dock fenders of vulcanised rubber, other than hard rubber, non-cellular rubber	787	4.634
40169919	Parts&accessories of a kind used for vehicles of Chapter 87 of vulcanised rubber exc hard rubber other than HS 40169911-40169919	38	715
40169930	Rubber bands, of vulcanised rubber other than hard rubber, non-cellular rubber	6.406	134.112
40169991	Table coverings of vulcanised rubber other than hard rubber, non-cellular rubber	2.139	7.082
40169999	Articles of vulcanised rubber other than hard rubber, non-cellular rubber, n.e.c. in heading 4016	2.375	55.761
41141000	Chamois (including combination chamois) leather	496	1.054
42010000	Saddlery & harness for any animal (traces,leads,knee pads,muzzles,saddle cloths,saddle bags,dog coats),of any material	4	9

Sumber: BPS Provinsi Riau

LANJUTAN TABEL 22.

Kode HS	Komoditas	Volume (Kg)	Nilai (US \$)
(1)	(2)	(3)	(4)
42021110	Cases & containers,suit-case/brief-case with outer surface of leather/composition leather, max dimensions 56cmx45cmx25 cm	60	190
42021219	School satchels with outer surface other than vulcanised fibre	42.341	44.765
42021299	Cases and containers,suit-case/brief-case with other than outer surface vulcanised fibre, other than school satchels	2.428	7.576
42022220	Handbags, whether or not with shoulder strap, including those without handle , with outer surface of sheeting of plastics or of textile materials, with outer surface of textile materials	1.906	3.032
42022900	Other than handbags, whether or not with shoulder strap, including those without handle :	1.778	3.849
42029290	Cases and containers, other than toiletry bags and bowling bags, of sheeting of plastics	4.907	10.754
42029990	Cases & containers, n.e.c. in head 4202,of vulcanised fibre/of paperboard/wholly/mainly covered with such materials/w paper	730	4.974
42032910	Clothing accessories, protective work gloves, of leather or composition leather	338	1.893
42050020	Industrial safety belts and harnesses of composition leather	28	5.143
44012200	Wood in chips or particles, from non-coniferous	659.101.977	84.214.066
44021000	Wood charcoal (including shell or nut charcoal), whether or not agglomerated, of bamboo	113	87
44039990	Wood, in the rough, whether or not stripped of bark/sapwood, or roughly squared, untreated, other than in heading 4403	18.763.556	1.489.790
44111200	Medium density fibreboard (MDF), of a thickness not exceeding 5 mm, whether or not bonded with resins or other organic substances	1.702.824	507.208
44123300	Plywood,consisting solely of sheets of wood(not bamboo),each ply≤6mm thickness,with at least one outer ply of non-coniferous wood of the species alder,ash,beech,birch,cherry,chestnut,elm,eucalyptus,hickory,horset chestnut,lime,maple,oak,plane tree,poplar&aspens,robinia,tulipwood/walnut	900	650
44123400	Plywood, consisting solely of sheets of wood (not bamboo), each ply ≤ 6mm thickness, with at least one outer ply of non-coniferous wood not specified under subheading 441233	6.762	39.499
44123900	Plywood, consisting solely of sheets of wood (not bamboo), each ply ≤ 6mm thickness, with both outer plies of coniferous wood	3.909	23.047

Sumber: BPS Provinsi Riau

LANJUTAN TABEL 22.

Kode HS	Komoditas	Volume (Kg)	Nilai (US \$)
(1)	(2)	(3)	(4)
47020010	Chemical wood pulp, dissolving grades, of coniferous	8.458.756	11.076.432
47020020	Chemical wood pulp, dissolving grades, of non-coniferous	5.294.242	6.620.239
47032100	Chemical wood pulp, soda or sulphate other than dissolving grades, semi-bleached or bleached, of coniferous wood	81.932.574	77.293.029
47062000	Pulp of fibres derived from recovered (waste and scrap) paper or paperboard	390.144	181.475
48025590	Paper and paperboard, other than multi-ply paper	26.169	16.019
48025790	Paper and paperboard, other than multi-ply paper, unfolded state, weighing 40 g/m ² -150 g/m ²	24.656	17.447
48030030	Toilet or facial tissue stock, towel or napkin stock and similar paper, of cellulose wadding or of webs of cellulose fibres	3.527	7.401
48030090	Toilet or facial tissue stock, towel or napkin stock and similar paper, of other than cellulose wedding/ webs of cellulose fibres	196.031	259.413
48045190	Kraft paper and paperboard weighing 225 g/m ² or more, unbleached, other than HS 48045110 - 48045130	3.738	10.752
48084000	Kraft paper, creped or crinkled, whether or not embossed or perforated	2.388	9.774
48109290	Paper and paperboard, multi-ply, in rolls of >150 mm in width or sheets of which side >360 mm in the unfolded state	2.800.424	2.319.651
48114120	Gummed or adhesive paper and paperboard, self-adhesive, in rolls of <15cm in width or in rectangular (include square) sheets of which side <36cm unfolded	179	6.200
48115920	Paper and paperboard covered on both faces with transparent films of plastics and with a lining of aluminium foil, for the packaging of liquid food products, bleached, weigh ≤150 g/m ²	6.515.329	29.859.848
48115999	Paper and paperboard coated, bleached, weigh ≤150g/m ² , in roll of >15cm in width, or in sheets of which side >36cm unfold state, other than floor covering	1.117.120	1.799.245
48116099	Paper & paperboard, coated, soak/covered with wax, parfin wax, starin, oil/glicerol, in rolls ≥15cm width/rectangular (include square) sheets of which side >36cm, unfolded state, o.t floor coverings	32	184
48119093	Paper and paperboard, cellulose wadding and web cellulose fibre, in roll >15cm width or rectangular sheets of which side <36cm unfold state, other than floor coverings and marbled paper	3.300	64.350

Sumber: BPS Provinsi Riau

LANJUTAN TABEL 22.

Kode HS	Komoditas	Volume (Ribuan Kg)	Nilai (Ribuan US \$)
(1)	(2)	(3)	(4)
48189000	Cellulose wadding or webs of cellulose fibres, of a kind used for household or sanitary purposes, in rolls of a width not exceeding 36 cm, or cut to size or shape	407	1.160
48191000	Cartons, boxes and cases of corrugated paper or paperboard	4.842.142	6.375.901
48192000	Folding cartons, boxes and cases of non-corrugated paper or paperboard	886.452	4.297.665
48193000	Sacks and bags having a base of a width of 40 cm or more	207.108	374.790
48194000	Other sacks and bags of paper, paperboard, cellulose wadding or webs of cellulose fibres, including cones	175.676	390.816
48195000	Other packing containers of paper, paperboard, cellulose wadding or webs of cellulose fibres, including record sleeves	249.244	556.364
48201000	Registers, account books, note books, order books, receipt books, letter pads, memorandum pads, diaries and similar articles	1.445	3.904
48209000	Other articles of stationery of paper or paperboard	9.460	31.912
48219090	Other than labels of a kind used for jewellery, including objects of personal adornment or articles of personal use normally carried in the pocket, in the handbag or on the person; not printed	32.592	229.330
48239020	Display cards of a kind used for jewellery, including objects of personal adornment or articles of personal use normally carried in the pocket, in the handbag or on the person	400	379
48239092	Joss paper	1.154.939	125.460
48239096	Other than kraft paper in rolls of a width of 209 mm of a kind used as wrapper for dynamite sticks, cut to shape other than rectangular or square	18	1.382
48239099	Other articles of paper pulp, paper, paperboard, cellulose wadding or webs of cellulose fibres; n.e.c. in heading 4823	7.166	101.864
49030000	Children's picture, drawing or colouring books	228	576
49100000	Calendars of any kind, printed, including calendar blocks	1.241	902
49111090	Trade advertising material, commercial catalogues and the like; other than catalogues listing only educational, technical, scientific, historical or cultural books and publications	6	86

Sumber: BPS Provinsi Riau

LANJUTAN TABEL 22.

Kode HS	Komoditas	Volume (Kg)	Nilai (US \$)
(1)	(2)	(3)	(4)
49119940	Printed matter which grants the right to access,install,reproduce/otherwise use software(games),data,internet content(in-game/in-app content)/services,or telecommunications services(mobile services)	2	806
49119990	Printed matter, other than trade advertising material, commercial catalogues and the like; other than pictures, designs and photographs, n.e.c. in heading 4911	9	2.790
54022000	Synthetic filament yarn, not put up for retail sale; high tenacity yarn of polyesters, whether or not textured	1.000	3.982
54024410	Synthetic filament yarn, not put up for retail sale; single, untwisted or with a twist not exceeding 50 turns per metre; elastomeric; of polyesters	97	1.268
56029000	Felt, impregnated, coated, covered or laminated; other than needleloom felt and stich-bonded fibre fabrics	7	1.639
56039400	Nonwovens, whether or not impregnated, coated, covered or laminated; other than of man-made filaments; weighing more than 150 g/m ²	1	223
56072900	Twine, whether/not plaited/braided and whether/not impregnated, coated, covered/sheathed with rubber/plastics; oth than binder or baler twine; of sisal or other textile fibres of the genus Agave	1.696	2.003
56074900	Twine, whether/not plaited/braided and whether/not impregnated, coated, covered/sheathed with rubber/plastics; oth than binder or baler twine; of polyethylene or polypropylene	12.946	26.473
56075010	Oth synthetic fibres;V-belt cord of man-made fibres treated w/resorcinol formaldehyde;polyamide&p olytetrafluoro-ethylene yarns measuring >10,000 decitex, used for sealing pumps,valves&similar articles	4	1.962
56075090	Other synthetic fibres; other than HS 56075010	564	3.365
56079090	Cordage,ropes&cables,whether/not plaited/braided/impregnated,coated,covered/sheathed with rubber/plastics;oth than of abaca (Manila hemp/Musa textile Nee)/jute/oth textile bast fibres of heading 5303	38	27
56081100	Knotted netting of twine, cordage or rope; made up fishing nets; of man-made textile materials	66.490	85.394
56089090	Knotted netting of twine, cordage or rope; other than net bags; other than of man-made textile materials	17	113

Sumber: BPS Provinsi Riau

LANJUTAN TABEL 22.

Kode HS	Komoditas	Volume (Kg)	Nilai (US \$)
(1)	(2)	(3)	(4)
56090000	Articles of yarn, strip or the like of heading 5404 or 5405, twine, cordage, rope or cables, not elsewhere specified or included	15.357	37.300
59080090	Textile woven, plaited or knitted, for lamps, stoves, lighters, candles or the like; tubular knitted gas mantle fabric therefor, whether or not impregnated	150	67
59100000	Transmission or conveyor belts or belting, of textile material, whether or not impregnated, coated, covered or laminated with plastics, or reinforced with metal or other material	28.775	196.430
59113100	Textile fabrics and felts, endless or fitted with linking devices, used in paper-making or similar machines, weighing less than 650 g/m ²	8.053	1.477.456
59113200	Textile fabrics and felts, endless or fitted with linking devices, used in paper-making or similar machines, weighing 650 g/m ² or more	134.228	6.116.743
59114000	Filtering or straining cloth of a kind used in oil presses or the like, including that of human hair	132	5.947
59119010	Textile products and articles, for technical uses, specified in Note 8 to this Chapter; gaskets and seals	1.419	22.677
59119090	Textile products and articles, for technical uses, specified in Note 8 to this Chapter; other than gaskets and seals	135.160	7.464.545
61099020	T-shirts, singlets and other vests, knitted or crocheted; of other textile materials; for men or boys, of other textile materials	443	319
62101019	Protective work garments; other than used for protection from chemical substances, radiation or fire; made up of fabrics of heading 5602, 5603	1.304	5.796
63053320	Sacks and bags, of a kind used for the packing of goods; of polyethylene or polypropylene strip or the like; of woven fabrics of strip or the like	20.724	82.800
63080000	Sets consisting of woven fabric&yarn, whether/not with accessories for making up into rugs, tapestries, embroidered table cloths/serviettes/similar textile articles, put up in packings for retail sale	31	120
64019210	Waterproof footwear with outer soles and uppers of rubber or of plastics; covering the ankle but not covering the knee; incorporating a protective non-metal toe-cap	11.568	13.129
64019290	Waterproof footwear with outer soles and uppers of rubber or of plastics; covering the ankle but not covering the knee; other than incorporating a protective non-metal toe-cap	18.849	15.181

Sumber: BPS Provinsi Riau

LANJUTAN TABEL 22.

Kode HS	Komoditas	Volume (Kg)	Nilai(US \$)
(1)	(2)	(3)	(4)
65010000	Hat-forms, hat bodies and hoods of felt, neither blocked to shape nor with made brims; plateaux and manchons (including slit manchons), of felt	8	6
65050090	Hats, knitted or crocheted, or made up from lace, felt or other textile fabric, in the piece (but not in strips), whether or not lined or trimmed; whether or not lined or trimmed	6.082	8.196
65061020	Industrial safety helmets and firefighters' helmets, excluding steel helmets, whether or not lined or trimmed	107	558
65061090	Safety headgear; other than helmets for motorcyclists or Industrial safety helmets and firefighters' helmets, excluding steel helmets or steel helmets or water polo; whether or not lined or trimmed	23	1.080
65069990	Headgear; other than safety headgear, whether or not lined or trimmed; of other materials; other than of furskin	48	126
66011000	Garden or similar umbrellas	1.351	2.214
67021000	Artificial flowers, foliage, fruit and parts thereof; of plastics	32.016	89.470
67029090	Artificial flowers, foliage, fruit and parts thereof; of other materials; other than of paper or of textile materials	1.293	2.690
67042000	Wigs, false beards, eyebrows and eyelashes, switches and the like; of human hair	2.343	7.110
68022100	Marble, travertine and alabaster; simply cut or sawn, with a flat or even surface	1.358	1.078
68029390	Other articles monumental or building stone; granite; other than polished slabs	95.292	36.089
68042200	Millstones, grindstones, grinding wheels and the like; of other agglomerated abrasives or of ceramics	1.228	10.126
68042300	Millstones, grindstones, grinding wheels and the like; of natural stone	2.580	9.386
68043000	Hand sharpening or polishing stones	475	40.428
68051000	Natural or artificial abrasive powder or grain on a base of woven textile fabric only	370	2.468
68053000	Natural or artificial abrasive powder or grain on a base of other materials	377	773
68061000	Slag wool, rock wool and similar mineral wools in bulk or sheets or rolls	3.088.313	3.138.780
68062000	Exfoliated vermiculite, expanded clays, foamed slag and similar expand mineral materials	37.500	49.200

Sumber: BPS Provinsi Riau

LANJUTAN TABEL 22.

Kode HS	Komoditas	Volume (Ribuan Kg)	Nilai (Ribuan US \$)
(1)	(2)	(3)	(4)
68109900	Articles of cement, of concrete, of artificial stone, whether or not reinforced; other than tiles, flagstones, bricks and similar articles other than prefabricated structural components for building/ civil engineering	114.627.842	11.856.209
68129930	Paper, millboard and felt, other than of crocidolite	678	17.385
68138900	Friction material and articles thereof, not mounted; not containing asbestos; other than brake lining and pad	5.703	50.856
68151990	Articles of carbon fibres for non-electrical uses; other articles of graphite or other carbon for non-electrical uses; other than those of HS 68151100 - 68151920	20	424
69021000	Refractory bricks, blocks, tiles and similar refractory ceramic constructional goods containing by weight more than 50 % of the elements Mg, Ca or Cr, expressed as MgO, CaO or Cr ₂ O ₃	595.534	200.381
69022000	Refractory bricks, blocks, tiles and similar refractory ceramic constructional goods containing by weight more than 50% of alumina (Al ₂ O ₃), of silica (SiO ₂) of a mixture or compound of these products	1.589.371	1.831.934
69029000	Refractory bricks, blocks, tiles and similar refractory ceramic constructional goods, other than those of siliceous fossil meals or similar siliceous earths; n.e.c. in heading 6902	428.598	355.987
69031000	Other refractory ceramic goods containing by weight more than 50 % of free carbon	19.000	2.135
69072191	Flag and paving, hearth/wall tile; unglazed other than of subheading 690730 & 690740 in a square the side of which is 7 cm or more and water absorption coefficient by weight not exceeding by 0.5%	20.632.723	4.478.993
69072193	Flag and paving, hearth/wall tile; glazed other than of subheading 690730 & 690740 in a square the side of which is 7 cm or more and water absorption coefficient by weight not exceeding by 0.5%	5.721.309	1.364.082
69072293	Flag and paving, hearth/wall tile; glazed other than of subheading 690730 & 690740 in a square the side of which is ≥ 7 cm and water absorption coefficient by weight exceeding 0.5% but not exceeding 10%	754.691	128.856
69072393	Flag and paving, hearth/wall tile; glazed other than of subheading 690730 & 690740 in a square the side of which is ≥ 7 cm and water absorption coefficient by weight exceeding 10%	325.864	89.037

Sumber: BPS Provinsi Riau

LANJUTAN TABEL 22.

Kode HS	Komoditas	Volume (Kg)	Nilai (US \$)
(1)	(2)	(3)	(4)
69091200	Article having a hardness equivalent to 9 or more on the Mohs scale for laboratory, chemical other technical use	129.000	153.577
69101000	Ceramic sinks, wash basins, wash basin, of porcelain or china	48.502	46.206
69111000	Tableware and kitchenware, of porcelain or china	53.781	43.641
69131090	Statuettes and other ornamental ceramic articles, of porcelain or china; other than ornamental cigarette boxes and ashtrays	70.153	105.097
69141000	Other ceramic articles, of porcelain or china	2.010	2.990
70023990	Glass in tubes, unworked, n.e.c. in heading 7002	37.277	639.909
70052120	Other non-wired glass, optically worked in profile shape; coloured throughout, opacified, flashed or merely surface ground; not having an absorbent, reflecting or non- reflecting layer	18.439	9.132
70052920	Other non-wired glass, optically worked in profile shape; not coloured throughout, opacified, flashed or merely surface ground; not having an absorbent, reflecting or non- reflecting layer	1.146.585	427.358
70052990	Other non-wired glass; not coloured throughout, opacified, flashed or merely surface ground; not having an absorbent, reflecting or non- reflecting layer	568.305	205.294
70071990	Toughened (tempered) safety glass suitable for other machinery	1.282	72.683
70091000	Rear-view mirrors for vehicles	2.295	17.138
70109099	Flasks, jars, pots, and other containers, of glass, of a kind used for the conveyance or packing of goods; preserving jars of glass; of a capacity not exceeding 1 l	3.187	5.152
70131000	Glassware of a kind used for table, kitchen, toilet, office, indoor decoration or similar purposes (other than that of heading 7010 or 7018), of glass-ceramic	702	500
70132800	Stemware drinking glasses, other than of glass ceramics; other than of lead crystal	310	635
70133700	Drinking glasses, other than of glass ceramics; other than of lead crystal	1.782	3.828
70134900	Glassware of a kind used for table (other than drinking glasses) or kitchen purposes, other than of glass-ceramics; other than those in HS 70134100 - 70134200	17.358	15.035

Sumber: BPS Provinsi Riau

LANJUTAN TABEL 22.

Kode HS	Komoditas	Volume (Kg)	Nilai (US \$)
(1)	(2)	(3)	(4)
70139900	Glassware of a kind used for table, kitchen, toilet, office, indoor decoration or similar purposes; other than those of subheading 701310 - 701349; other than of lead crystal	8.731	19.980
70171090	Laboratory, hygienic or pharmaceutical glassware, whether or not graduated or calibrated; of other fused silica	18.606	182.251
70189090	Statuettes and other ornaments of lamp- worked glass, other than imitation jewellery	2.488	8.868
70191300	Other yarn, slivers	26.000	21.888
70198010	Glass wool	7.214	6.764
70200019	Glass moulds, of a kind other than used for the manufacture of acrylic goods	2	174
71171920	Imitation jewellery of base metal, whether or not plated with precious metal; other than cuff-links and studs; other than bangles	71	298
71179099	Part of imitation jewellery, other than of base metal; other than those of HS 71179094	55	130
72044900	Waste and scrap of iron or steel; other than turning, shaving, chip, milling waste, sawdust, filing, trimming and stamping, whether or not in bundle	19.899.640	10.127.463
72085490	Flat-rolled products of iron/non-alloy steel not in coils, of a width ≥ 600 mm; of a thickness > 0.17 mm but < 3 mm; containing carbon $< 0.6\%$; not further worked than hot-rolled, not clad, plated/coated	673	1.067
72089090	Flat-rolled products of iron/non-alloy steel, other than coil and not coils, of a width ≥ 600 mm; other than with of a thickness ≤ 0.17 mm and containing carbon $< 0.6\%$; hot-rolled, not clad, plated/coated	217.359	793.371
72102010	Flat-rolled products of iron or non-alloy steel, of a width ≥ 600 mm, clad, plated or coated with lead, including terne-plate; containing by weight ≥ 0.6 % of carbon	908.800	2.049.492
72106111	Flat-rolled products of iron or non-alloy steel, of a width ≥ 600 mm, clad, plated or coated with aluminium-zinc alloys; by weight < 0.6 % of carbon; of a thickness ≤ 1.2 mm	1.695.547	1.863.493
72107012	Flat-rolled products of iron or non-alloy steel, of a width ≥ 600 mm, clad, painted after coating with zinc; varnished or coated with plastics; by weight < 0.6 % of carbon & of a thickness ≤ 1.5 mm	365.286	456.607

Sumber: BPS Provinsi Riau

LANJUTAN TABEL 22.

Kode HS	Komoditas	Volume (Ribukg)	Nilai (Ribukg US \$)
(1)	(2)	(3)	(4)
72107013	Flat-rolled products of iron/non-alloy steel, of a width \geq 600mm, clad, painted after coating with aluminium-zinc alloys; varnished/coated w/ plastics; by weight $<$ 0.6% of carbon & of a thickness \leq 1.5mm	4.421.157	4.633.974
72107019	Flat-rolled products of iron/non-alloy steel, of width \geq 600mm, clad, painted oth than after coating w/ zinc/aluminium-zinc alloys; varnished/coated w/ plastic; by weight $<$ 0.6% of carbon & of thickness \leq 1.5mm	4.674	4.347
72119099	Flat-rolled products of iron/non-alloy steel, not clad, plated/coated; further worked than hot-rolled or cold-rolled; weight \geq 0.6% carbon; of a thickness of $>$ 0.17 mm	299	45.846
72125024	Flat-rolled products of iron/non-alloy steel; plated/coated with aluminium-zinc alloys; hoop and strip, of a width $>$ 25 mm; universal plates	2.127.160	2.437.694
72125099	Flat-rolled products of iron/non-alloy steel; other than plated/coated with chromium oxides/with chromium & chromium oxides/with aluminium-zinc alloys; other than hoop & strip; other than universal plate	1.915	827.716
72126099	Flat-rolled products of iron/non-alloy steel; clad; weight \geq 0.6 % of carbon; other than hoop and strip	114	3.156
72161000	Angles, shapes & sections of iron/non-alloy steel; U, I or H sections, not further worked than hot-rolled, hot-drawn/extruded, of a height $<$ 80 mm	196	279
72165019	Angles, shapes & sections of iron/non-alloy steel; other angles, shapes and sections, not further worked than hot-rolled, hot-drawn/extruded, of a height $<$ 80 mm; weight $<$ 0.6% of carbon	3.334	4.905
72166100	Angles, shapes & sections of iron/non-alloy steel; not further worked than cold- formed or cold-finished; obtained from flat-rolled products	561.400	570.214
72172099	Wire iron/non-alloy steel; plated/coated with zinc; weight \geq 0.45 % of carbon; other than steel core wire of a kind used for steel reinforced aluminium conductors (ACSR)	981.567	1.204.585
72191200	Flat-rolled products of stainless steel, of a width of 600 mm or more; not further worked than hot-rolled, in coils; of a thickness of 4.75 mm or more but not exceeding 10 mm	17.524	67.200
72192100	Flat-rolled products of stainless steel, of a width of 600 mm or more; not further worked than hot-rolled, not in coils; of a thickness exceeding 10 mm	190.404	665.087

Sumber: BPS Provinsi Riau

LANJUTAN TABEL 22.

Kode HS (1)	Komoditas (2)	Volume (Kg) (3)	Nilai (US \$) (4)
72192200	Flat-rolled products of stainless steel, of a width of 600 mm or more; not further worked than hot-rolled, not in coils; of a thickness of 4.75 mm or more but not exceeding 10 mm	916.105	3.153.135
72192300	Flat-rolled products of stainless steel, of a width of 600 mm or more; not further worked than hot-rolled, not in coils; of a thickness of 3 mm or more but less than 4.75 mm	4.379	11.290
72192400	Flat-rolled products of stainless steel, of a width of 600 mm or more; not further worked than hot-rolled, not in coils; of a thickness of less than 3 mm	1.250	7.542
72209090	Flat-rolled products of stainless steel, of a width < 600 mm; other than not further worked than hot-rolled or cold-rolled; hoop and strip, of a width > 400 mm	3.676.398	17.746.568
72223090	Other bars and rods of stainless steel; other than not further worked than hot-rolled or cold-formed; other than of circular cross-section	3	1.682
72224090	Angles, shapes and sections of stainless steel; other than not further worked than hot-rolled, hot-drawn or extruded	65.558	319.815
72259990	Flat-rolled products of other alloy steel, width ≥ 600mm; other than of high speed steel; other than those of subheadings 722591, 722592	7.240.074	10.467.698
72269999	Hoop and strip, of a width > 400 mm, of other alloy steel; other than plated or coated with zinc; other than not further worked than hot-rolled or cold-rolled (cold-reduced)	3.960	5.141
72279090	Bars and rods, hot-rolled, in irregularly wound coils, of other alloy steel; other than of high speed steel or of silico-manganese steel; containing by weight less than 0.5 % of chromium	11	4.425
72283010	Other bars and rods of other alloy steel, not further worked than hot-rolled, hot-drawn or extruded; of circular cross-section	102.752	129.414
72286090	Other bars and rods of other alloy steel, other than of circular cross-section; other than those of subheading 722810-722850	50.791	686.254
73030019	Tubes and pipes, of cast iron; other than hubless tubes and pipes	12.723	252.315
73041100	Line pipe of a kind used for oil or gas pipelines; of stainless steel	85.435	327.020
73041900	Line pipe of a kind used for oil or gas pipelines; other than of stainless steel	87.308	124.071

Sumber: BPS Provinsi Riau

Kode HS	Komoditas	Volume (Ribu Kg)	Nilai (Ribu US \$)
(1)	(2)	(3)	(4)
73042390	Drill pipe, of iron/other than cast iron, of a kind used in drilling for oil or gas; with yield strength < 80,000 psi, with threaded end; or with yield strength ≥ 80,000 psi, whether/not with threaded end	14	2.755
73042420	Casing and tubing with yield strength less than 80,000 psi, with threaded end; of stainless steel	3.675	104.598
73042430	Casing and tubing with yield strength 80,000 psi or more, whether or not with threaded end; of stainless steel	114	6.709
73043940	Tubes, pipes & hollow profiles, seamless, of circular cross-section, of iron/ non-alloy steel; other than cold-drawn/ cold-rolled; having an external diameter < 140 mm and < 0.45 % by weight of carbon	44.936	55.847
73043990	Tubes, pipes & hollow profiles, seamless, of circular cross-section, of iron/ non-alloy steel; cold-drawn/ cold-rolled; other than those of HS 73043920 - 73043940	217.363	344.936
73044100	Tubes, pipes & hollow profiles, seamless, of circular cross-section, of stainless steel; cold-drawn or cold-rolled (cold-reduced)	1.354	21.513
73044900	Tubes, pipes & hollow profiles, seamless, of circular cross-section, of stainless steel; other than cold-drawn or cold-rolled (cold-reduced)	8.140	195.143
73045990	Tubes, pipes & hollow profiles, seamless, of circular cross-section, of other alloy steel; other than cold-drawn or cold-rolled; other than high-pressure pipe with a yield strength ≥ 42,000 psi	600	8.001
73049090	Tubes, pipes & hollow profiles, seamless, of iron/ steel; oth than high-pressure pipe; oth than having an external diameter <140 mm & <0.45% by weight of carbon; oth than in subheading 730411 - 730459	11.000.445	40.960.832
73061990	Line pipe of a kind used for oil or gas pipelines; other than welded, of stainless steel; other than longitudinally electric resistance welded (ERW); other than spiral or helical submerged arc welded	15.850	24.479
73063019	Boiler tubes, welded, of circular cross-section, of iron or non-alloy steel; with an external diameter not less than 12.5 mm	78.373	129.756
73063030	Pipe of a kind used to make sheath pipe (heater pipe) for heating elements of electric flat irons or rice cookers, with an external diameter not exceeding 12 mm	2	314
73064020	Stainless steel pipes and tubes, with an external diameter exceeding 105 mm; welded, of circular cross-section, of stainless steel	235.106	882.215

Kode HS	Komoditas	Volume (Kg)	Nilai (US \$)
(1)	(2)	(3)	(4)
73064090	Other tubes, pipes and hollow profiles; welded, of circular cross-section, of stainless steel; other than those of HS 73064011 - 73064030	3.032	11.555
73065019	Boiler tubes; welded, of circular cross-section, of other alloy steel; with an external diameter not less than 12.5 mm	5.987	58.754
73066190	Other tubes, pipes and hollow profiles; welded, of non-circular cross-section; of square or rectangular cross-section; with an external diagonal cross-section not less than 12.5 mm	2.960	3.969
73069099	Other tubes, pipes and hollow profiles of iron or steel; n.e.c. in heading 7306	301	4.500
73072110	Flanges; of stainless steel; having an internal diameter of less than 15 cm	6.353	26.041
73072190	Flanges; of stainless steel; having an internal diameter of not less than 15 cm	9.201	51.441
73072210	Threaded elbows, bends and sleeves; of stainless steel; having an internal diameter of less than 15 cm	1	14
73072290	Threaded elbows, bends and sleeves; of stainless steel; having an internal diameter of not less than 15 cm	22.163	165.090
73072310	Butt welding fittings; of stainless steel; having an internal diameter of less than 15 cm	7.463	27.020
73072390	Butt welding fittings; of stainless steel; having an internal diameter of not less than 15 cm	24.961	112.917
73072910	Tube or pipe fittings; of stainless steel; other than flanges or threaded elbows, bends and sleeves or butt welding fittings; having an internal diameter of less than 15 cm	103	404
73072990	Tube or pipe fittings; of stainless steel; other than flanges or threaded elbows, bends and sleeves or butt welding fittings; having an internal diameter of not less than 15 cm	111	1.976
73079110	Flanges of iron or steel; other than of stainless steel; having an internal diameter of less than 15 cm	1.111	1.980
73079190	Flanges of iron or steel; other than of stainless steel; having an internal diameter of not less than 15 cm	539.908	2.391.828
73079290	Threaded elbows, bends and sleeves of iron or steel; other than of stainless steel; having an internal diameter of not less than 15 cm	159.141	853.111
73079310	Butt welding fittings of iron or steel; other than of stainless steel; having an internal diameter of less than 15 cm	582	1.033

Kode HS	Komoditas	Volume (Ribuan Kg)	Nilai (Ribuan US \$)
(1)	(2)	(3)	(4)
73079390	Butt welding fittings of iron or steel; other than of stainless steel; having an internal diameter of not less than 15 cm	3.568	9.897
73079910	Tube or pipe fittings of iron or steel; other than of stainless steel; other than flanges or threaded elbows, bends and sleeves or butt welding fittings; having an internal diameter of less than 15 cm	13	21
73079990	Tube/pipe fittings of iron or steel; other than of stainless steel; other than flanges or threaded elbows, bends and sleeves or butt welding fittings; having an internal diameter of not less than 15 cm	2.355.136	14.801.329
73089020	Structures&parts of iron/steel;other than bridges&bridge-sections/towers&lattice masts/equipment for scaffolding,shuttering,propping / pit-propping;prefabricated modular type joined by shear connectors	3.472	111.328
73089060	Structures and parts of structures, of iron or steel; perforated cable trays	961	29.961
73089099	Plates, rods, angles, shapes, sections, tubes and the like, prepared for use in structures, of iron or steel	557.424	1.046.935
73090099	Reservoirs, tanks, vats and similar containers for any material of iron or steel, of a capacity > 300 l; other than of a kind used for the conveyance or packing of goods; not lined or heat-insulated	216.000	3.175.689
73101099	Tanks, casks, drums, cans, boxes and similar containers, for any material, of iron or steel; of a capacity ≥ 50 l but ≤ 300 l; other than casting, forging or stamping, in the rough state	2.048.513	5.014.218
73110025	Seamless steel cylinders; of a capacity of 30 l or more, for Liquefied Petroleum Gas (LPG)	289	610
73110029	Seamless steel cylinders; other than those of HS 73110021 - 73110027	1.753	12.848
73110099	Containers for compressed or liquefied gas, of iron or steel; other than seamless steel cylinders; of a capacity of 110 l or more	20.310	85.440
73121030	Stranded wire, ropes and cables, of iron or steel, not electrically insulated; plated or coated with aluminium	1.686	13.144
73121099	Stranded wire, ropes and cables, of iron or steel, not electrically insulated; other than subheading 731210; other than stranded steel wire for prestressing concrete	4.536.043	6.357.299
73129000	Plaited bands, slings and the like, of iron or steel, not electrically insulated	9.408	177.626

Kode HS	Komoditas	Volume (Ribuan Kg)	Nilai (Ribuan US \$)
(1)	(2)	(3)	(4)
73141990	Other woven cloth, other than of stainless steel	144	2.725
73142000	Grill, netting and fencing cloth, welded at the intersection, of wire with a maximum cross-sectional dimension of 3 mm or more and having a mesh size of 100 cm ² or more	5.688	819.722
73144900	Other cloth, grill, netting and fencing of iron or steel wire; other than plated or coated with zinc; other than coated with plastic	7.144	176.863
73151199	Articulated link chain and parts thereof; transmission type roller chain, of a pitch length more than 32 mm of iron or steel	51.763	600.608
73158990	Chain of iron or steel; other than articulated link chain; other than in subheading of 731581 and 731582; other than bicycles or motorcycle chain	101.175	976.964
73159090	Parts of chain of iron or steel; other than parts of bicycle or motorcycle chain	1.707	42.836
73160000	Anchors, grapnels and parts thereof, of iron or steel	733	6.566
73170010	Wire nails of iron or steel	76.032	107.582
73181510	Threaded articles; other screws and bolts, whether or not with their nuts or washers, having a shank of an external diameter not exceeding 16 mm	74	5.266
73181590	Threaded articles; other screws and bolts, whether or not with their nuts or washers, having a shank of an external diameter exceeding 16 mm	125.327	2.090.618
73181690	Threaded articles; nuts, whether or not with their nuts or washers, having a shank of an external diameter exceeding 16 mm	5.896	143.363
73181990	Threaded articles; having a shank of an external diameter exceeding 16 mm; other than those of subheading 731811 - 731816	15.993	253.531
73182100	Non-threaded articles; spring washers and other lock washers	83	7.100
73182200	Non-threaded articles; other washers	1.333	77.287
73182390	Non-threaded articles; rivets having an external diameter exceeding 16 mm	9	2.357
73182990	Non-threaded articles; having a shank of an external diameter exceeding 16 mm; other than those of subheading 731821 - 731824	4.970	252.441

Kode HS	Komoditas	Volume (Kg)	Nilai (US \$)
(1)	(2)	(3)	(4)
73194020	Other pins	1.339	4.399
73199090	Other sewing needles, knitting needles, bodkins, crochet hooks, embroidery stiletos and similar articles, for use in the hand, of iron or steel; safety pins and other pins of iron or steel, NEC	233	620
73202090	Helical springs; not suitable for use on motor vehicles or machinery of heading 8429 or 8430	842	173.859
73229000	Air heaters & hot air distributors (incl distributors which can also distribute fresh/conditioned air), not electrically heated, incorporating a motor-driven fan/blower, & parts thereof, of iron/steel	9.880	327.686
73239110	Kitchenware and parts thereof; of cast iron, not enamelled	6.845	10.744
73239190	Household articles other than kitchenware and ashtrays and parts thereof; of cast iron, not enamelled	16	11
73239200	Household articles and parts thereof; of cast iron, enamelled	3.186	5.068
73239310	Kitchenware and parts thereof; of stainless steel	7.786	14.534
73239320	Ashtrays and parts thereof; of stainless steel	147	274
73239390	Household articles other than kitchenware and ashtrays and parts thereof; of stainless steel	2.179	4.067
73239920	Ashtray; of iron other than stainless steel and cast iron	856	601
73251090	Other cast articles of iron or steel; of non-malleable iron other than manhole covers, gratings, frames therefor, spouts and cups for latex collection	109	231
73259920	Manhole covers, gratings and frames therefor; of non-malleable cast iron	1.574	35.008
73259990	Manhole covers, gratings and frames therefor; of malleable cast iron	24.148	162.779
73261900	Other articles of iron or steel, other than grinding balls and similar articles for mills, forged or stamped but not further worked	71	2.172
73269030	Stainless steel clamp assemblies with rubber sleeves of a kind used for hubless cast iron pipes and pipe fittings; of iron or steel	6.748	77.827
73269099	Other articles of iron or steel, n.e.c. in heading 7326	115.747	484.241
74072900	Bars, rods and profiles, of copper alloys other than copper-zinc base alloys (brass)	1.010	2.651
74111000	Copper tubes and pipes; of refined copper	234	3.516
74121000	Copper tube or pipe fittings; of refined copper	2	83

Kode HS	Komoditas	Volume (Kg)	Nilai (US \$)
(1)	(2)	(3)	(4)
74122091	Tube or pipe fittings of copper-zinc base alloys (brass), other than hose fittings	4.977	24.049
74122099	Tube or pipe fittings other than of copper-zinc base alloys (brass), other than hose fittings	687	58.077
74152100	Washers (including spring washers) not threaded (other than those of heading 8305); of cooper	4	28
74152900	Rivets, cotters, cotter-pins and similar articles, not threaded (other than those of heading 8305); of cooper	5	466
74153310	Screws threaded (other than those of heading 8305); of copper	19	146
74153320	Bolts and nuts threaded (other than those of heading 8305); of copper	198	2.646
74198090	Other articles of copper n.e.c. of heading 7419	1	1.064
75072000	Tube or pipe fittings; of nickel	141	6.327
75081000	Cloth, grill and netting; of nickel wire	20	870
75089090	Other articles of nickel	16	1.190
76042190	Other hollow profiles of aluminium alloys	204.111	890.716
76042910	Extruded bars and rods; of aluminium alloys	151.163	398.705
76042990	Other extruded bars, rods and profiles; of non aluminium alloys	489.715	1.797.852
76061190	Aluminium plates, sheets and strip, of a thickness not exceeding 0.2 mm; rectangular (including square) plain or figured by rolling or pressing, not otherwise surface treated; of aluminium not alloyed	83.647	70.343
76071900	Aluminium foil rolled but not further worked of a thickness (excluding any backing) exceeding 02 mmn, not backed	15.906	92.410
76072099	Aluminium foil not for thermal insulation, backed	49.598	200.018
76081000	Aluminium tubes and pipes; of aluminium, not alloyed	572	526
76082000	Aluminium tubes and pipes; of aluminium, alloys	43.633	178.139
76090000	Aluminium tube or pipe fittings (for example, couplings, elbows, sleeves)	155	3.647
76101010	Aluminium structure for doors & their frames & thresholds for doors	18.506	46.866
76151090	Tableware, kitchenware or Other household articles and parts thereof; of aluminium	4.518	5.608
76161090	tacks, screws,screw hooks, rivets, cotters, cotter-pins, washers and similar articles :of aluminium	17	152
76169100	Cloth, grill, netting and fencing; of aluminium wire	3.540	827

Kode HS	Komoditas	Volume (Kg)	Nilai (US \$)
(1)	(2)	(3)	(4)
76169990	Other articles of aluminium	76.456	327.006
79050090	Zinc plates, sheets, strip and foil of a thickness exceeding 015 mm	129.601	48.227
79070092	Other household articles; of zinc	25.924	17.154
81089000	Other articles of titanium	2.594	935.899
82023100	Circular saw blades (including slitting or slotting saw blades) with working part of steel	1.290	3.588
82031000	Files, rasps and similar tools	69	156
82032000	Pliers (including cutting pliers), pincers, tweezers and similar tools	1.583	28.823
82033000	Metal cutting shears and similar tools	16	124
82041100	Hand-operated spanners and wrenches; non-adjustable	954	5.976
82041200	Hand-operated spanners and wrenches; adjustable	1.113	15.475
82042000	Interchangeable spanner sockets, with or without handles	7	53
82052000	Hammers and sledge hammers	1.142	3.870
82053000	Planes, chisels, gouges and similar cutting tools for working wood	1	196
82054000	Screwdrivers	3.232	8.963
82055100	Household tools	630	1.073
82055900	Glaziers' diamondstools	1.392	6.168
82057000	Vices, clamps and the like	7.747	539.715
82060000	Tools of two or more of the headings 8202 to 8205, put up in sets for retail sale	1.217	38.061
82073000	Tools for pressing, stamping or punching Interchangeable tools for hand tools	56	1.910
82074000	Tools for tapping or threading Interchangeable tools for hand tools	2	15
82075000	Tools for drilling, other than for rock drilling Interchangeable tools for hand tools	260	973
82076000	Tools for boring or broaching Interchangeable tools for hand tools	2	18
82079000	Screw driving, interchangeable tools	270	2.587
82081000	Knives and cutting blades for metal working	1.342	346
82082000	Knives and cutting blades for wood working	755	13.419

Kode HS	Komoditas	Volume (Kg)	Nilai (US \$)
(1)	(2)	(3)	(4)
82083000	Knives and cutting blades for kitchen appliances or for machines used by the food industry	50	7.575
82089000	Knives and cutting blades, other than for metal working or wood working or for kitchen appliances or machines used by the food industry or agricultural, horticultural or forestry machines	23.439	1.315.019
82119100	Table knives having fixed blades serrated or not other than knives of heading 8208	1.139	3.557
82119250	Knives having fixed blades of a kind used for agriculture, horticulture or forestry serrated or not other than knives of heading 8208	15	50
82119299	Knives having fixed blades excluding table knives or of a kind used for agriculture, horticulture or forestry or hunting, diving, and scouts' knives	483	2.570
82119329	Knives having other than fixed blades of a kind used for agriculture, horticulture or forestry with handle other than of base metal	8	972
82119390	Flick knives or spring knives; penknives with blades of 15 cm less in length	1.328	3.729
82119490	Blades for knives of a kind used other than for agriculture, horticulture or forestry	4	1.661
82130000	Scissors, tailors' shears and similar shears, and blades therefor	2.837	7.534
82141000	Paper knives, letter openers, erasing knives, pencil sharpeners and blades therefor	1.962	5.879
82142000	Manicure or pedicure sets and instruments (including nail files)	353	828
82149000	Hair clippers, butchers' or kitchen cleavers, choppers and mincing knives	1.019	1.904
82159900	Spoons, forks, ladles, skimmers, cake-servers, fish-knives, butter-knives, sugar tongs and similar kitchen or tableware not plated with precious metal	6.991	11.390
83011000	Padlocks (key, combination or electrically operated); of base metal	6.087	12.578
83013000	Locks of a kind used for furniture; of base metal	10	875
83014090	Locks not used for motor vehicles or furniture other than handcuffs or door locks	26	1.735
83016000	Parts of padlocks and locks; of base metal	29	6.886
83017000	Keys presented separately of padlocks and lock; of base metal	191	5.317
83021000	Hinges; of base metal	23	85
83022090	Castors with mounting of base metal of a diameter (including tyres) exceeding 250 mm	698	17.068

Kode HS	Komoditas	Volume (Kg)	Nilai (US \$)
(1)	(2)	(3)	(4)
83023010	Hasps suitable for motor vechiles; of base metal	129	274
83024991	Hasps of base metal a kind suitable for trunks, chests, caskets or the like	248	3.000
83024999	Base metal fittings and similar articles of a kind suitablefor trunks, chests, caskets or the like	861	637
83025000	Hat-racks, hat-pegs, brackets and similar fixtures; of base metal	18.788	442.244
83026000	Automatic door closers; of base metal	210	1.720
83030000	Armoured or reinforced safes, strong-boxes and doors and safe deposit lockers for strong-rooms, cash or deed boxes and the like; of base metal	535	1.277
83040010	Filing cabinets and card-index cabinets; of base metal	120.205	235
83040091	Paper trays, paper rests, pen trays, office-stamp stands and similar office or desk equipment; of aluminium, other than office furniture of heading 9403	663	583
83040099	Paper trays, paper rests, pen trays, office-stamp stands and similar office or desk equipment; of base metal, other than office furniture of heading 9403	1.096	3.106
83051090	Fittings for loose-leaf binders or files other than for double loop wire binder; of base metal	97	164
83059010	Paper clips; of base metal	148	4.800
83059090	Letter clips, letter corners, indexing tags and similar office articles, of base metal, including parts	465	1.280
83062990	Statuetes and other ornamen; of iron or steel	2.183	5.486
83063099	Photograph, picture or similar frames; mirrors made of basemetal other than copper	748	890
83071000	Flexible tubing with or without fittings; of iron or steel	351	480
83079000	Flexible tubing with or without fittings; of base metal other than of iron or steel	4.922	388.501
83081000	Hooks, eyes, eyelets used for clothing/clothingacc, footwear, jewellery, watches, books, awnings and leather; of base metal	5.033	9.837
83099070	Other caps for cans; of base metal	448.221	1.443.557
83099091	Bottle caps, screw caps; of base metal other than aluminium	12.125	48.195
83099099	Other packing accessorie; of base metal	28	215
83100000	Sign-plates, name-plates, address-plates and similar plates, numbers, letters and other symbols, of base metal, excluding those of heading 9405	6	141
83111090	Coated electrodes , for electric arc-welding; of base metal in a forms other than rolls	280	2.800

Kode HS	Komoditas	Volume (Kg)	Nilai (US \$)
(1)	(2)	(3)	(4)
83112090	Cored wire for electric arc-welding made of base metal other than alloy steel	24.030	49.067
83119000	Wire and rods of agglomerated base metal powder used for metal spraying	71.990	389.027
84021211	Watertube boilers with a steam production exceeding 15 t but not exceeding 45 t per hour electrically operated other than central heating hot water	1.588.417	3.559.572
84021919	Other vapour generating boilers including hybrid boilers other than central heating hot water with a steam production not exceeding 15 t per hour electrically operated	16.846	49.742
84029010	Boiler bodies, shells or casings, parts for Steam or other vapour generating boilers	2.254	18.531
84029090	Parts for steam or other vapour generating boilers other than boiler bodies, shells or casings	119.769	1.765.381
84039090	Parts for central heating boilers other than Boiler bodies, shells or casings than those of heading 8402	13.599	437.512
84041019	Economisers, super-heaters and gas recoverers for steam or other vapour power units for use with boilers of heading 8402	30	2.490
84042000	Condensers for steam or other vapour power units for use with boilers of heading 8402 or 8403	13.742	70.466
84049090	Part for use condensers or Auxiliary plant of subheadings 8404.20.00	24.604.253	277.692.633
84068290	Steam turbines and other vapour turbines of an output exceeding 5 MV but not exceeding 40 MW other than for marine propulsion	1.969.015	19.877.857
84069000	Parts of steam turbines and other vapour turbines	1.073.493	24.466.750
84099115	Cylinder heads and head covers ; for machinery of heading 8429 or 8430	279	26.202
84099145	Cylinder heads and head covers ; for other vehicles of chapter 87	7.249	44.517
84099179	Part of for other engines	18	31.714
84099914	Other cylinder liners ; for engines of machinery of heading 8429 or 8430	84	7.895
84099921	Carburettors and parts thereof ; for engines of vehicles of heading 8701	1	61
84099945	Cylinder heads and head covers ; for engines of other vehicles of chapter 87	39	177
84099949	Part of For engines of other vehicles of Chapter 87	16.952	59.768
84099965	Other piston ; For marine propulsion engines of a power exceeding 2238 kW	113	1.492
84099978	Piston rings and gudgeon pins ; for other engines	103	9.200
84109000	Parts, including regulators	3.231	5.515

Kode HS	Komoditas	Volume (Kg)	Nilai (US \$)
(1)	(2)	(3)	(4)
84119900	Otherthan part Of turbo-jets or turbo-propellers	1.382	31.192
84122100	Hydraulic power engines and motors ; linear acting (cylinders)	7.781	361.623
84122900	Hydraulic power engines and motors ; otherthan linear acting (cylinders)	30	2.010
84123100	Pneumatic power engines and motors ; linear acting (cylinder)	4	287
84123900	Pneumatic power engines and motors ; otherthan linear acting (cylinder)	561	7.077
84129010	Parts ; Of engines of subheading 841210	4	1.262
84129090	Parts otherthan	1	29
84131910	Pumps fitted or designed to be fitted with a measuring device ; other electrically operated	7	51
84132010	Hand pumps, other than those of subheading 841311 or 841319 ; water pumps	2.381	4.066
84132090	Other Hand pumps, other than those of subheading 841311 or 841319	109	3.362
84133030	Fuel, lubricating or cooling medium pumps for internal combustion piston engines ; of motor vehicles of heading 8702,8703 or 8704	270	1.470
84133040	Fuel, lubricating or cooling medium pumps for internal combustion piston engines ; for water pump of motor vehicles of heading 8702,8703 or 8704	10	57
84133090	Fuel, lubricating Other, centrifugal type other	51	191
84135031	Water pumps, with a flow rate not exceeding 8,000 m3/h ; electrically operated	137	102
84135090	Other reciprocating positive displacement pumps otherthan water pumps with a flow rate not exceeding 8000 m3/h and exceeding 8000 m3/h but not exceeding 13000 m3/h	4.475	221.363
84136090	Other rotary positive displacement pumps otherthan water pumps with a flow rate not exceeding 8000 m3/h and exceeding 8000 m3/h but not exceeding 13000 m3/h	6.779	73.134
84137019	Single stage, single suction horizontal shaft water pumps suitable for belt drive or direct coupling, other than pumps with shafts common with the prime mover ; other	11	904
84137039	Submersible water pumps otherthan With an inlet diameter not exceeding 200 mm	1.449	33.575
84137042	Other water pumps, with a flow rate not exceeding 8,000 m3/h ; with inlet diameter not exceeding 200 mm, electrically operated	98	1.769

Kode HS	Komoditas	Volume (Kg)	Nilai (US \$)
(1)	(2)	(3)	(4)
84137049	Other water pumps, with a flow rate not exceeding 8,000 m ³ /h ; otherthan with inlet diameter not exceeding 200 mm, electrically operated and not electrically operated	1.417	29.897
84137099	Other centrifugal pumps otherthan With an inlet diameter not exceeding 200 mm	7.252	85.528
84138114	Water pumps with a flow rate not exceeding 8,000 m ³ /h, not electrically operated	1.505	105.280
84138119	Other water pumps	17.493	685.582
84139110	Part ; Of pumps of subheading 84132010	1.566	33.117
84139120	Part ; Of pumps of subheadings 84132020 and 84132090	2.868	160.251
84139140	Part ; Of other centrifugal pumps	3.893	78.527
84139190	Part ; Of other pumps	517.156	8.909.400
84141000	Vacuum pumps	16.942	4.255.816
84142010	Hand- or foot-operated air pumps ; bicycle pumps	640	1.048
84142090	Other Hand- or foot-operated air pumps	529	1.893
84143090	Other Compressors of a kind used in refrigerating equipment	4.818	184.816
84145910	Fans of a kind used solely/principally for cooling microprocessors, telecommunication apparatus, automatic data processing machines/units of automatic data processing machines ; of a capacity < 125 kw	326	1.063
84143090	Explosion-proof air fans, of a kind used in underground mining ; of a capacity not exceeding 125 kw	2.719	26.000
84145920	Blowers ; Of a capacity not exceeding 125 kW	6.200	113.000
84145930	Table fans other With fan guard	231	3.018
84145991	Other table fans otherthan with fan guard and Explosion-proof air fans, of a kind used in underground mining	13.076	267.283
84145999	Laminar airflow cabinets ; fitted with filters	133	2.480
	Other Goods	71.971.556	821.633.307
	Jumlah	4.162.864.472	2.980.188.600

DATA

MENCERDASKAN BANGSA

<https://riau.bps.go.id>



BADAN PUSAT STATISTIK PROVINSI RIAU

Jl. Pattimura No. 12 Pekanbaru, 28131

Telp. (0761) 23042 - 21336 Fax (0761) 21336

Homepage : <http://riau.bps.go.id> // Email: bps1400@bps.go.id

ISSN 2354-8096



9 772354 809608 >