

Buletin Statistik Ekspor  
*Export Statistics Bulletin*

ISSN : 0126 - 5775

No. Publikasi / *Publication Number* : 05410.0609

Katalog BPS / *BPS Catalogue*: 8101.

Ukuran Buku / *Book Size* : 21 Cm X 28 Cm

Jumlah Halaman / *Total Pages* : 147 Halaman / *Pages*

Naskah / *Manuscript* :

Bagian Statistik Ekspor

*Export Statistics Division*

Gambar Kulit / *Cover Design* :

Bagian Statistik Ekspor

*Export Statistics Division*

Diterbitkan oleh / *Published by* :

Badan Pusat Statistik, Jakarta - Indonesia

*CBS, Indonesia*

Dicetak oleh / *Printed by* :

CV Nario Sari

Boleh dikutip dengan menyebut sumbernya

*May be cited with reference to the source*

<https://www.bps.go.id>

## KATA PENGANTAR

Buletin Statistik Ekspor yang diterbitkan secara bulanan memuat ringkasan perkembangan ekspor Indonesia, perkembangan ekspor komoditi pertanian, perkembangan ekspor komoditi industri, perkembangan ekspor komoditi pertambangan dan Perkembangan ekspor Indonesia menurut komoditi dan negara tujuan secara kumulatif dari Januari sampai bulan berjalan.

Buletin ini juga menyajikan ulasan singkat tentang perbandingan, pertumbuhan dan peranan serta data pokok terkait ekspor Indonesia yang cukup menonjol atau yang mengalami perubahan yang signifikan. Diharapkan dengan adanya informasi ini, para pengguna data ekspor dapat melihat dan mengikuti perkembangan ekspor secara garis besar.

Kepada para pengguna data, sangat diharapkan saran dan kritik yang bersifat konstruktif demi penyempurnaan publikasi ini, sehingga usaha BPS untuk meningkatkan pelayanan dan pemasyarakatan statistik (khususnya data Statistik Ekspor) dapat dilakukan dengan lebih baik dan berkesinambungan.

Jakarta, Juli 2006

BADAN PUSAT STATISTIK

KEPALA,

**DR. Rusman Heriawan**

NIP. 340003999

## **ISI / CONTENT**

Halaman / Page

Kata Pengantar / <i>Preface</i> .....	iii
Isi / <i>Content</i> .....	iv
Ringkasan / <i>Highlight</i> .....	v - xiv

### **Jilid / Volume**

Tabel 1. Ringkasan Perkembangan Ekspor Indonesia .....	1
Tabel 2. Perkembangan Ekspor Komoditi Pertanian .....	1
Tabel 3. Perkembangan Ekspor Komoditi Industri .....	2
Tabel 4. Perkembangan Ekspor Komoditi Pertambangan .....	4
Tabel 5. Perkembangan Ekspor Indonesia Menurut Komoditi dan Negara Tujuan .....	5

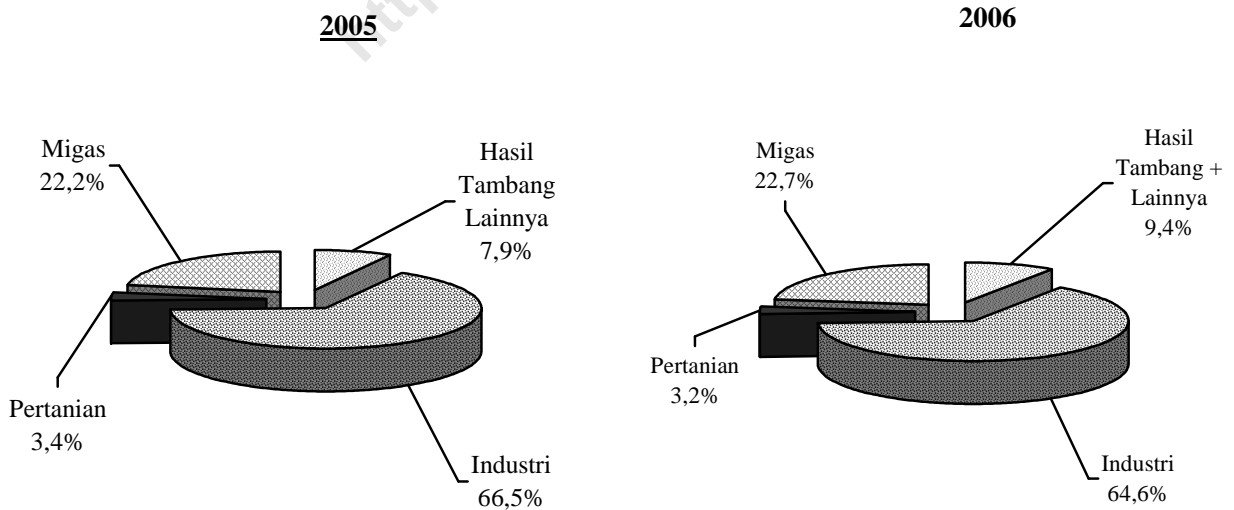
## RINGKASAN

Ekspor Indonesia pada periode Januari - April 2006 mencapai nilai US\$ 30 093,4 juta dengan volume 93 929,1 ribu ton, yang terdiri dari US\$ 6 841,5 juta hasil ekspor minyak dan gas bumi dan US\$ 23 251,8 juta hasil ekspor komoditi non migas.

Dibandingkan periode yang sama tahun 2005, nilai ekspor naik US\$ 3 424,1 juta, karena adanya kenaikan ekspor non migas senilai US\$ 2 492,9 juta, demikian juga dari kelompok migas mengalami

kenaikan sebesar US\$ 931,1 juta atau naik 15,75 persen dibanding periode yang sama tahun sebelumnya. Walaupun demikian, diperlihatkan bahwa penerimaan dari sektor migas masih bisa diharapkan, karena perkembangan harga di pasaran internasional menunjukkan peningkatan. Bulan April 2006 harga minyak mentah Indonesia US\$ 68,92 per barelnya, naik sebesar US\$ 14,06 per barel dibandingkan bulan April 2005.

**Grafik 1 : PERBANDINGAN NILAI EKSPOR INDONESIA PADA JANUARI-APRIL 2005 & 2006**

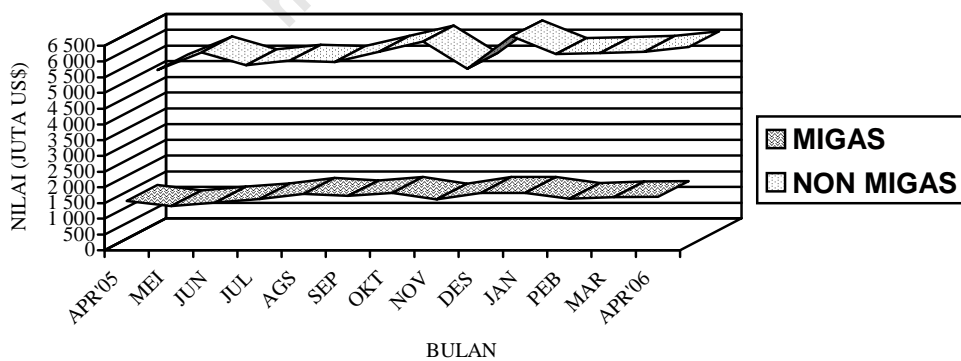


Pada Grafik 1 ditampilkan perbandingan nilai ekspor selama Periode Januari - April 2005 dan 2006. Sedangkan trend perkembangannya dari bulan April 2005 sampai dengan April 2006 disajikan pada Grafik 2, 3, dan 4. Nilai ekspor kelompok migas pada Januari - April 2005 senilai US\$ 5 910,4 juta yang terdiri dari minyak mentah, hasil minyak dan gas masing-masing senilai US\$ 2 587,8 juta, US\$ 510,6 juta, dan US\$ 2 812,0 juta. Sedangkan pada Januari - April 2006 nilai untuk kelompok

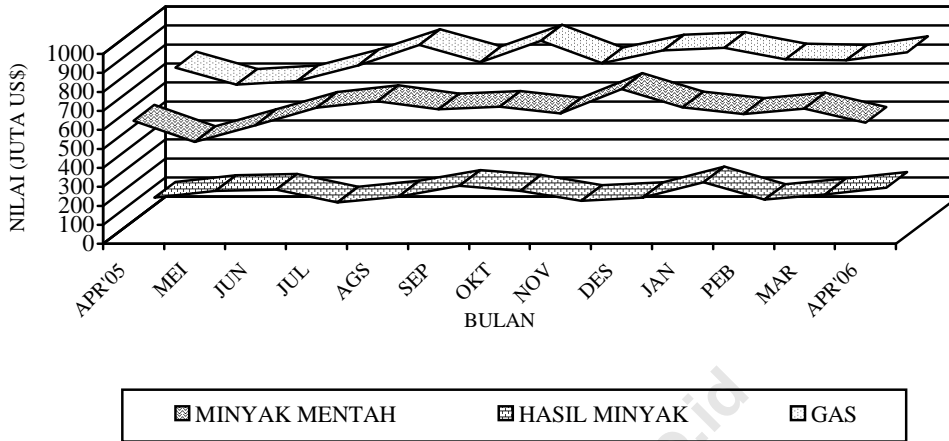
migas masing-masing sebesar US\$ 2 749,6 juta, US\$ 782,0 juta dan US\$ 3 309,9 juta.

Nilai ekspor untuk kelompok non migas yang terdiri dari hasil pertanian, industri serta hasil tambang dan lainnya pada bulan Januari - April 2005 masing-masing US\$ 913,5 juta, US\$ 17 732,5 juta, dan US\$ 2 112,9 juta. Sementara itu pada periode Januari - April 2006 masing-masing mencapai US\$ 969,9 juta, US\$ 19 455,0 juta, dan US\$ 2 826,9 juta.

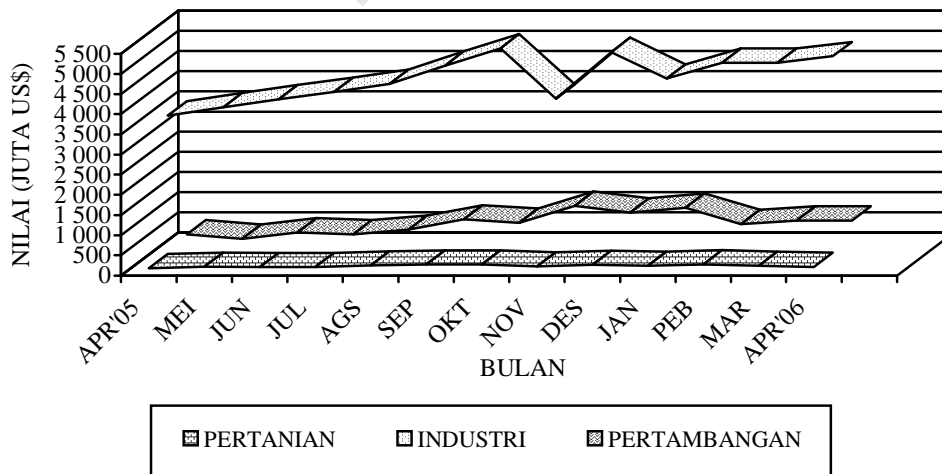
**Grafik 2 : PERKEMBANGAN NILAI EKSPOR MIGAS DAN NON MIGAS SELAMA APRIL 2005 SAMPAI DENGAN APRIL 2006**



**Grafik 3 : PERKEMBANGAN NILAI EKSPOR KOMODITI MIGAS  
SELAMA APRIL 2005 SAMPAI DENGAN APRIL 2006**



**Grafik 4 : PERKEMBANGAN NILAI EKSPOR KOMODITI NON MIGAS  
SELAMA APRIL 2005 SAMPAI DENGAN APRIL 2006**



**Tabel A. RINGKASAN EKSPOR NON MIGAS INDONESIA  
(JUTA US\$)**

<b>Tahun dan Bulan</b>	<b>Hasil sektor pertanian <sup>2)</sup></b>	<b>Hasil sektor industri</b>	<b>Hasil sektor tambang</b>	<b>Total</b>
<b>[1]</b>	<b>[2]</b>	<b>[3]</b>	<b>[4]</b>	<b>[6]</b>
2004				
April	180,1	3 607,5	306,0	4 093,6
Mei	215,6	3 813,6	202,7	4 231,9
Juni	210,1	4 015,7	353,0	4 578,8
Juli	207,0	4 195,4	311,1	4 713,5
Agustus	248,2	4 392,7	424,6	5 065,5
September	230,7	4 956,0	579,6	5 766,3
Oktober	263,2	5 214,3	500,5	5 978,0
November	208,6	3 955,2	564,0	4 727,8
Desember	237,5	4 317,0	731,6	5 286,1
2005				
Januari	209,6	4 258,4	439,7	4 907,7
April	232,4	4 359,6	447,6	5 039,6
April	233,0	4 633,1	723,9	5 590,0
April	238,5	4 481,5	501,6	5 221,6
Mei	218,9	4 842,9	719,9	5 781,7
Juni	218,8	4 534,1	624,5	5 377,4
Juli	289,7	4 572,5	667,1	5 529,3
Agustus	214,3	4 563,4	699,3	5 477,0
September	273,7	4 852,8	675,6	5 802,1
Oktober	267,3	5 273,5	590,9	6 131,7
November	221,4	4 034,4	1 016,0	5 271,8
Desember	262,7	5 187,5	848,4	6 298,6
2006				
Januari	237,4	4 527,8	968,6	5 733,8
Pebruari	279,1	4 920,0	561,2	5 760,3
Maret	240,9	4 922,2	645,3	5 808,4
April	212,5	5 085,0	651,8	5 949,3

Dipandang dari negara tujuan ekspor (Tabel B), pada bulan April 2006 kelompok migas yang ditujukan ke kawasan Singapura dan Jepang, sebesar masing-masing US\$ 78,7 juta, dan US\$ 737,5 juta memperlihatkan peningkatan dibanding tahun 2005. Negara yang memperlihatkan peningkatan ekspor kelompok migas lainnya, adalah

Malaysia dengan persentase peningkatan sebesar 39 771,1 persen, serta Kawasan Australia dan Oseania dengan persentase peningkatan 125,5 persen. Dari Tabel B juga terlihat bahwa ekspor komoditi migas pada bulan April 2006 menunjukkan peningkatan pesat ke Amerika Serikat hingga mencapai US\$ 84,7 juta.

**Tabel B : Perkembangan Ekspor Migas & Non Migas Indonesia Menurut Negara Tujuan, April 2005 & April 2006 (Juta US\$)**

Kawasan Negara Ekspor	Migas			Non Migas		
	April 2005	April 2006	Perubahan (%)	April 2005	April 2006	Perubahan (%)
• <b>Asia Timur</b>	1 434,3	1 362,1	-5,0	1 492,9	1 893,3	26,8
- Jepang	726,6	737,5	1,5	816,1	902,8	10,6
- China	215,6	199,0	-7,7	282,3	437,3	54,9
• <b>Asia Selatan &amp; Tenggara</b>	88,0	139,7	58,7	1 599,1	1 632,8	2,1
- Muangthai	13,8	12,2	-11,9	157,2	154,4	-1,8
- Singapura	71,0	78,7	10,9	750,4	604,3	-19,5
- Philipina	3,1	1,5	-52,6	79,7	90,8	13,9
- Malaysia	0,1	29,8	39 771,1	237,2	313,0	32,0
• <b>Asia Barat</b>	-	-	-	203,5	271,5	33,4
• <b>Afrika</b>	-	0,1	-	118,1	146,3	23,8
• <b>Australia &amp; Oseania</b>	46,7	105,4	125,5	102,1	135,3	32,5
• <b>Amerika Utara</b>	0,0	84,7	-	747,3	864,8	15,7
- Amerika Serikat	0,0	84,7	-	713,2	821,7	15,2
• <b>Amerika Tengah &amp; Selatan</b>	-	-	-	95,3	120,6	26,5
• <b>Eropa Barat</b>	0,0	0,0	-	762,8	815,4	6,9
• <b>Eropa Timur</b>	-	0,1	-	100,6	69,5	-30,9
<b>Total Ekspor</b>	<b>1 569,1</b>	<b>1 692,0</b>	<b>7,8</b>	<b>5 221,6</b>	<b>5 949,3</b>	<b>13,9</b>



Pada kelompok non migas nilai ekspor mengalami peningkatan yakni sebesar US\$ 727,7 juta, kecuali ke beberapa negara seperti Muangthai, Singapura, dan kawasan Eropa Timur yang mengalami penurunan ekspor, yaitu masing-masing sebesar US\$ 2,8 juta, US\$ 146,1 juta, dan US\$ 31,1 juta.

Pada tabel 1 disajikan ekspor menurut sektor. Disini terlihat bahwa perolehan devisa terbesar pada periode Januari - April 2006 berasal dari sektor industri dengan nilai US\$ 19 455,0 juta atau sekitar 64,6 persen dari total ekspor, sedangkan pada periode Januari - April 2005 juga berasal dari sektor industri dengan nilai US\$ 17 732,5 juta atau sekitar 66,5 persen dari total ekspor. Dibandingkan periode yang sama tahun sebelumnya, sektor industri mengalami peningkatan 9,71 persen.

Pada tabel 2 disajikan perkembangan ekspor komoditi hasil pertanian, selama periode Januari - April 2006, komoditi andalan sektor pertanian antara lain udang segar/beku dengan nilai US\$ 302,0 juta (31,1 persen); kopi dengan nilai US\$ 159,4 juta (16,4 persen); biji coklat dengan nilai US\$ 155,4 juta (16,0 persen); ikan dan lain-lain dengan nilai US\$ 145,8 juta (15,0 persen); rempah-rempah dengan nilai US\$ 52,1 juta (5,4 persen); buah-buahan dengan nilai US\$ 34,3 juta (3,5 persen); hasil

pertanian lainnya dengan nilai US\$ 27,3 juta (2,8 persen); tembakau dengan nilai US\$ 24,0 juta (2,5 persen); teh dengan nilai US\$ 16,3 juta (1,7 persen); bahan nabati lainnya dengan nilai US\$ 14,4 juta (1,5 persen).

Pada tabel 3 disajikan perkembangan ekspor komoditi hasil industri, selama periode Januari - April 2006, komoditi andalan sektor industri antara lain tekstil dengan nilai US\$ 2 919,7 juta (15,0 persen); alat listrik, ukur, fotografi, dll dengan nilai US\$ 2 349,2 juta (12,1 persen); barang dari logam tidak mulia dengan nilai US\$ 2 056,9 juta (10,6 persen); minyak nabati dengan nilai US\$ 1 682,0 juta (8,6 persen); karet alam olahan dengan nilai US\$ 1 669,1 juta (8,6 persen); kayu olahan dengan nilai US\$ 943,2 juta (4,8 persen); kertas dan barang dari kertas dengan nilai US\$ 905,6 juta (4,7 persen); bahan kimia dengan nilai US\$ 677,4 juta (3,5 persen); mebel dan bagian-bagiannya dengan nilai US\$ 660,1 juta (3,4 persen); makanan olahan dengan nilai US\$ 600,6 juta (3,1 persen).

Pada tabel 4 disajikan perkembangan ekspor komoditi hasil pertambangan, selama periode Januari - April 2006, komoditi andalan sektor pertambangan antara lain batu bara dengan nilai US\$ 1 711,7 juta (60,6 persen) dan biji tembaga dengan nilai

US\$ 1 005,2 juta (35,6 persen). Ekspor batu bara mengalami peningkatan 60,0 persen dibanding periode yang sama tahun sebelumnya, dan biji tembaga mengalami peningkatan 4,5 persen dibanding periode yang sama tahun sebelumnya.

Perkembangan ekspor Indonesia menurut komoditi dan negara tujuan yang disajikan pada Tabel 5, memperlihatkan bahwa ekspor selama ini lebih banyak bertumpu pada 15 komoditi utama, (ringkasan disajikan pada Tabel C yang diurut menurut nilai ekspor). Lima belas komoditi tersebut pada periode Januari - April 2006 menyumbang sekitar 58,3 persen dari ekspor non migas.

Batu bara mempunyai nilai US\$ 1 711,7 juta, naik US\$ 641,7 juta dari tahun lalu, komoditi ini menyumbang sekitar 7,4 persen ekspor non migas nasional pada periode Januari - April 2006.

Nilai ekspor pakaian jadi selama periode Januari - April 2006 naik US\$ 107,7 juta menjadi US\$ 1 667,1 juta.

Pada periode Januari - April 2006 nilai ekspor alat listrik US\$ 1 379,9 juta, yang naik dibanding tahun lalu sebesar US\$ 40,9 juta atau naik sekitar 3,1 persen.

Komoditi minyak kelapa sawit diekspor dengan nilai US\$ 1 329,5 juta atau 5,7 persen, crumb rubber diekspor dengan

nilai US\$ 1 112,2 juta atau sekitar 4,8 persen dari perolehan devisa non migas.

Selama periode Januari - April 2006, biji tembaga nilai ekspornya mencapai US\$ 1 005,2 juta, sedangkan tahun sebelumnya senilai US\$ 962,0 juta, atau terjadi peningkatan sekitar US\$ 43,2 juta (4,5 persen). Audio visual nilai ekspornya turun US\$ 140,3 juta (14,3 persen) menjadi US\$ 838,8 juta.

Perolehan devisa dari kertas dan barang dari kertas pada periode Januari - April 2006 diekspor dengan nilai US\$ 905,6 juta atau sekitar 3,9 persen dari kelompok non migas. Tembaga, pada periode Januari - April 2006 diekspor dengan nilai US\$ 598,8 juta, sedangkan tahun sebelumnya US\$ 376,0 juta.

Besi / baja nilai ekspornya naik US\$ 124,0 juta menjadi US\$ 561,5 juta. Sedangkan nilai ekspor damar tiruan, bahan plastik dalam periode Januari - April 2006 naik 7,3 persen menjadi US\$ 538,9 juta.

Alas kaki ( kulit, karet dan kanvas ) nilai ekspornya naik US\$ 72,9 juta menjadi US\$ 530,6 juta, komputer dan bagiannya, nilai ekspornya turun US\$ 18,6 juta menjadi US\$ 486,1 juta. Kayu olahan lain nilai ekspornya turun US\$ 19,3 juta menjadi US\$ 460,6 juta. Kain tenun nilai ekspornya turun US\$ 8,9 juta menjadi US\$ 428,5 juta.

**Tabel C : Ekspor Utama Barang Bukan Migas**  
**Periode Januari - April, 2005 dan 2006**

HS	Nilai FOB (Juta US\$)		Perubahan		% Peran 2006 (Terhadap Non Migas)
	2005	2006	Absolut	Persen	
Batu bara	1 070,0	1 711,7	641,7	60,0	7,4
Pakaian jadi	1 559,4	1 667,1	107,7	6,9	7,2
Alat listrik	1 339,0	1 379,9	40,9	3,1	5,9
Minyak kelapa sawit	1 048,5	1 329,5	281,0	26,8	5,7
Crumb rubber	622,8	1 112,2	489,4	78,6	4,8
Biji tembaga	962,0	1 005,2	43,2	4,5	4,3
Kertas dan barang dari kertas	687,2	905,6	218,4	31,8	3,9
Audio visual	979,1	838,8	-140,3	-14,3	3,6
Tembaga	376,0	598,8	228,8	59,3	2,6
Besi / baja	437,5	561,5	124,0	28,3	2,4
Damar tiruan, bahan plastik	502,2	538,9	36,7	7,3	2,3
Alas kaki (kulit, karet dan kanvas)	457,7	530,6	72,9	15,9	2,3
Komputer dan bagiannya	504,7	486,1	-18,6	-3,7	2,1
Kayu olahan lain	479,9	460,6	-19,3	-4,0	2,0
Kain tenun	437,4	428,5	-8,9	-2,0	1,8
<b>Total Komoditi Utama</b>	<b>11 463,4</b>	<b>13 555,0</b>	<b>2 091,6</b>	<b>18,2</b>	<b>58,3</b>

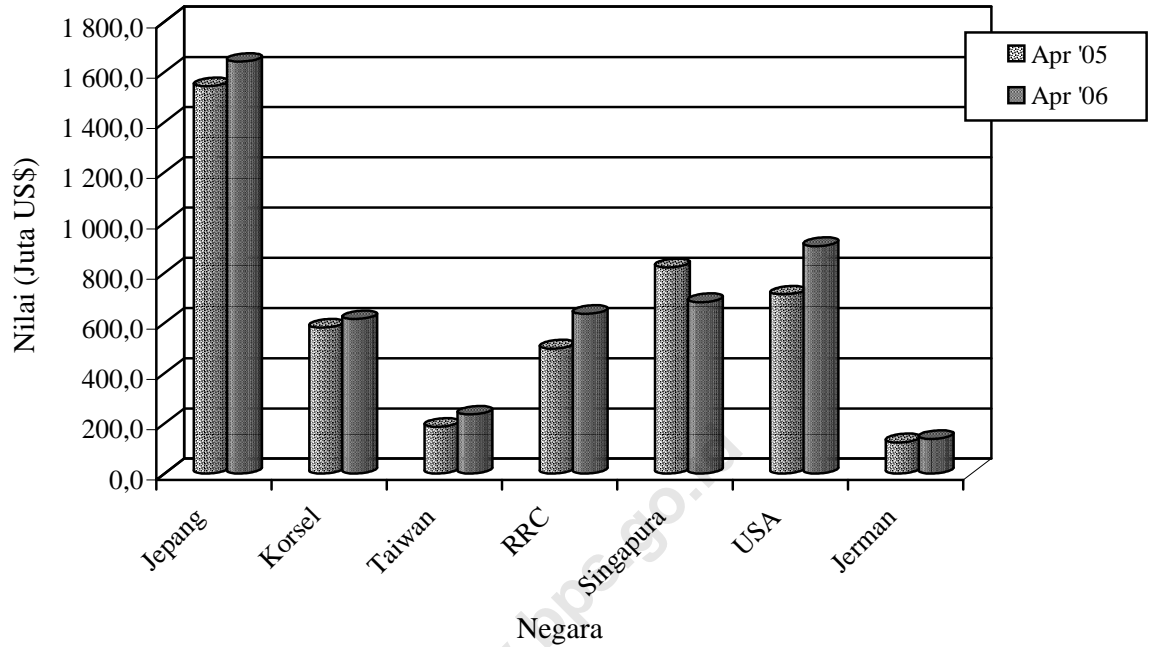
Nilai ekspor periode Januari - April 2006, menurut negara kelompok ekonomi, ke kelompok negara APEC adalah yang terbesar yaitu mencapai US\$ 22 958,4 juta, diantaranya 24,4 persen (US\$ 5 593,6 juta) ke ASEAN dan 16,3 persen (US\$ 3 743,4 juta) ke NAFTA, kemudian ke Uni Eropa sebesar 11,7 persen (US\$ 3 530,7 juta) dan ke Timur Tengah sebesar 3,2 persen (US\$ 968,8 juta). Ditinjau dari perkembangannya, nilai ekspor ke negara-negara APEC naik 13,6 persen dibanding keadaan tahun 2005 yang terdiri dari peningkatan ekspor menuju Korea Selatan sebesar 14,1 persen, menuju Jepang sebesar 14,6 persen, menuju ASEAN sebesar 13,2 persen, menuju NAFTA sebesar 10,2 persen.

Nilai ekspor periode Januari - April 2006, menuju tujuh negara tujuan utama

yaitu Jepang, Korea Selatan, Taiwan, RR China, Singapura, Amerika dan Jerman mencapai sebesar US\$ 18 807,6 juta atau sekitar 62,5 persen dari total ekspor. Dibandingkan periode tahun sebelumnya nilai ini naik US\$ 2 025,4 juta atau sekitar 12,1 persen.

Selain tujuh negara tujuan utama di atas, negara tujuan yang membeli produk nasional di atas US\$ 70 juta pada bulan April 2006 antara lain Hongkong, Malaysia dan Australia masing-masing dengan nilai US\$ 126,6 juta, US\$ 342,8 juta dan US\$ 211,6 juta. Sedangkan dari kawasan Eropa antara lain ke Belanda dan Inggris masing-masing dengan nilai US\$ 196,3 juta dan US\$ 112,4 juta.

**Grafik 5: EKSPOR INDONESIA MENURUT NEGARA TUJUAN UTAMA BULAN APRIL 2005 & 2006**



Perbandingan nilai ekspor bulan April 2005 dan 2006 ke beberapa negara tertentu disajikan pada Grafik 5.

TABEL 1. RINGKASAN PERKEMBANGAN EKSPOR INDONESIA

JENIS BARANG	BERAT BERSIH (RIBU TON)		PERUB	NILAI FOB (JUTA US \$)		PERUB
	JAN-APR 2005	JAN-APR 2006	%	JAN-APR 2005	JAN-APR 2006	%
(1)	(2)	(3)	(4)	(5)	(6)	(7)
<b>Total Ekspor</b>	<b>77,048.4</b>	<b>93,929.1</b>	<b>21.91</b>	<b>26,669.3</b>	<b>30,093.4</b>	<b>12.84</b>
<b>MIGAS</b>	17,825.1	15,798.0	-11.37	5,910.4	6,841.5	15.75
MINYAK MENTAH	7,466.6	6,089.9	-18.44	2,587.8	2,749.6	6.25
HASIL MINYAK	1,810.5	1,960.0	8.25	510.6	782.0	53.16
GAS ALAM	8,547.9	7,748.1	-9.36	2,812.0	3,309.9	17.71
<b>NON MIGAS</b>	59,223.4	78,131.1	31.93	20,758.9	23,251.8	12.01
HASIL PERTANIAN	706.9	744.1	5.26	913.5	969.9	6.18
HASIL INDUSTRI	15,895.5	17,636.9	10.95	17,732.5	19,455.0	9.71
HASIL TAMBANG	42,619.0	59,749.3	40.19	2,109.7	2,824.6	33.88
LAINNYA	1.9	0.9	-54.69	3.2	2.3	-26.44

TABEL 2. PERKEMBANGAN EKSPOR KOMODITI HASIL PERTANIAN

JENIS BARANG	BERAT BERSIH (RIBU TON)		PERUB	NILAI FOB (RIBU US \$)		PERUB
	JAN-APR 2005	JAN-APR 2006	%	JAN-APR 2005	JAN-APR 2006	%
(1)	(2)	(3)	(4)	(5)	(6)	(7)
<b>TOTAL PERTANIAN</b>	<b>706,909</b>	<b>744,117</b>	<b>5.26</b>	<b>913,477</b>	<b>969,890</b>	<b>6.18</b>
KARET ALAM	1,575	2,159	37.10	1,783	2,872	61.06
KOPI	129,702	122,554	-5.51	136,044	159,447	17.20
KAYU BULAT	155	17	-89.13	68	10	-85.26
UDANG SEGAR/BEKU	41,241	46,714	13.27	268,496	302,048	12.50
TEH	16,518	14,833	-10.20	17,179	16,346	-4.85
REMPAH-REMPAH	33,482	36,762	17.56	52,211	52,100	-0.21
-LADA HITAM	6,291	7,396	17.56	8,614	9,761	13.32
-LADA PUTIH	5,781	4,230	-26.84	12,904	8,923	-30.85
-KAYU MANIS DAN BUNGANYA	12,247	11,991	-2.09	6,612	7,014	6.08
-BIJI PALA & BUNGANYA DAN KAPULAGA	5,783	6,474	11.94	18,130	16,240	-10.42
-PANILI	26	49	85.25	963	926	-3.82
-LAINNYA	3,353	6,623	97.51	4,988	9,235	85.14
TEMBAKAU	11,667	11,443	-1.92	24,971	23,981	-3.97
BIJI COKLAT	102,796	131,591	28.01	137,140	155,405	13.32
IKAN DAN LAIN-LAIN	170,163	120,646	-17.68	178,747	145,828	-18.42
-IKAN TONGKOL/TUNA	14,259	11,738	-17.68	42,912	36,136	-15.79
-UBUR-UBUR	1,409	584	-58.53	2,084	1,223	-41.32
-KEPITING KERANG-KERANGAN	16,165	12,942	-19.94	49,329	45,401	-7.96
-BEKICOT	951	916	-3.75	1,388	1,609	15.95
-IKAN LAINNYA	137,378	94,466	-31.24	83,035	61,460	-25.98
BIJI-BIJIAN	27,444	56,113	-83.94	7,611	12,037	58.15
-BIJI BUNGA	256	41	-83.94	761	872	14.64
-BIJI KAPAS	581	202	-65.22	96	28	-71.08
-BIJI LAINNYA	26,606	55,870	109.99	6,754	11,137	64.89
BULU BEBEK	190	88	-53.46	163	90	-44.83
DAAPR DAN GETAH DAAPR	8,888	8,313	-6.46	4,349	6,078	39.75
KOPAL DAN LAIN-LAIN	9,643	9,411	-2.41	5,344	6,627	24.00
SAYUR-SAYURAN	15,920	21,754	36.64	6,018	8,217	36.53
BUAH-BUAHAN	57,170	73,765	29.03	27,148	34,344	26.51
KULIT KERANG DAN LAIN-LAIN	1,724	2,007	16.43	709	1,028	45.02
TANAMAN OBAT	3,225	1,628	-49.52	2,409	1,743	-27.67

TABEL 2. PERKEMBANGAN EKSOR KOMODITI HASIL PERTANIAN

JENIS BARANG	BERAT BERSIH (RIBU TON)		PERUB	NILAI FOB (RIBU US \$)		PERUB
	JAN-APR 2005	JAN-APR 2006	%	JAN-APR 2005	JAN-APR 2006	%
(1)	(2)	(3)	(4)	(5)	(6)	(7)
BAHAN NABATI LAINNYA	27,597	34,334	29.90	12,077	14,376	19.04
-GANGGANG LAUT	18,580	24,134	29.90	9,998	11,867	18.69
-IJUK DAN SEBANGSANYA	5,750	6,395	11.22	826	1,009	22.11
-LAINNYA	3,267	3,804	16.45	1,252	1,500	19.78
HASIL PERTANIAN LAINNYA	47,809	49,985	-20.51	31,010	27,315	-11.92
-MUTIARA	0	0	-20.51	3,314	2,715	-18.09
-LAINNYA	47,809	49,985	4.55	27,696	24,600	-11.18

TABEL 3. PERKEMBANGAN EKSPOR KOMODITI HASIL INDUSTRI

JENIS BARANG	BERAT BERSIH (RIBU TON)		PERUB	NILAI FOB (RIBU US \$)		PERUB
	JAN-APR 2005	JAN-APR 2006	%	JAN-APR 2005	JAN-APR 2006	%
(1)	(2)	(3)	(4)	(5)	(6)	(7)
<b>TOTAL INDUSTRI</b>	<b>15,895,513</b>	<b>17,636,854</b>	<b>10.95</b>	<b>17,732,511</b>	<b>19,455,002</b>	<b>9.71</b>
KAYU OLAHAN	1,756,597	1,350,180	-23.14	1,122,403	943,207	-15.97
-KAYU LAPIS	893,746	576,702	-35.47	548,961	377,348	-31.26
-KAYU GERGAJIAN	124,226	136,251	9.68	93,572	105,231	12.46
-KAYU OLAHAN LAIN	738,625	637,226	-13.73	479,870	460,628	-4.01
BARANG DARI LOGAM TIDAK MULIA	744,906	1,027,271	37.91	1,712,581	2,056,859	20.10
-TIMAH	40,096	43,552	8.62	277,346	301,531	8.72
-ALUMINIUM	96,933	109,875	13.35	215,654	279,626	29.66
-NIKEL	37,568	28,686	-23.64	339,806	259,085	-23.76
-BESI/BAJA	455,806	725,215	59.11	437,466	561,525	28.36
-TEMBAGA	92,021	99,874	8.53	375,996	598,771	59.25
-SENG	1,566	1,536	-1.88	1,846	2,310	25.13
-LOGAM TIDAK MULIA LAIN	20,917	18,533	-11.40	64,468	54,011	-16.22
TEKSTIL	556,588	600,510	7.89	2,739,718	2,919,724	6.57
-PAKAIAN JADI	113,864	115,702	1.61	1,559,415	1,667,074	6.90
-KAIN TENUN	95,563	91,617	-4.13	437,428	428,546	-2.03
-TEKSTIL LAINNYA	347,162	393,190	13.26	742,874	824,104	10.93
KARET ALAM OLAHAN	789,199	898,910	13.90	1,068,501	1,669,053	56.21
-BARANG DARI KARET	129,776	143,136	10.29	296,760	375,637	26.58
-SHEET	122,740	102,895	-16.17	144,585	178,207	23.25
-CRUMB RUBBER	533,026	651,164	22.16	622,783	1,112,227	78.59
-CREPE	3,656	1,715	-53.11	4,373	2,983	-31.79
MAKANAN TERNAK	797,736	849,206	6.45	45,861	53,074	15.73
-BUNGKIL KELAPA	120,369	108,329	-10.00	9,044	5,642	-37.61
-DEDAK/BEKATUL	114,931	117,862	2.55	10,790	11,056	2.46
-LAINNYA	562,436	623,015	10.77	26,028	36,376	39.76
MINYAK ATSIRI DAN LAINNYA	19,164	17,047	-11.05	68,319	66,456	-2.73
-MINYAK NILAM	834	936	12.25	13,966	14,627	4.73
-MINYAK ATSIRI LAINNYA	447	368	-17.54	8,330	5,402	-35.15
-WANGI-WANGIAN DARI MINYAK ATSIRI	17,883	15,743	-11.97	46,023	46,426	0.88
ROTAN OLAHAN	6,448	6,639	2.97	4,716	5,880	24.68
MINYAK NABATI	3,527,494	4,362,435	23.67	1,385,056	1,682,017	21.44
-MINYAK KELAPA SAWIT	2,953,861	3,627,116	22.79	1,048,515	1,329,481	26.80
-MINYAK BIJI KELAPA SAWIT	309,617	426,207	37.66	179,699	203,643	13.32
-MINYAK NABATI LAIN	264,017	309,112	17.08	156,841	148,892	-5.07
ASAM BERLEMAK	213,820	232,449	8.71	116,322	114,591	-1.49
-STEARIN	64,872	61,403	-5.35	31,599	28,979	-8.29

TABEL 3. PERKEMBANGAN EKSPOR KOMODITI HASIL INDUSTRI

JENIS BARANG	BERAT BERSIH (RIBU TON)		PERUB	NILAI FOB (RIBU US \$)		PERUB
	JAN-APR 2005	JAN-APR 2006	%	JAN-APR 2005	JAN-APR 2006	%
	(1)	(2)	(3)	(4)	(5)	(6)
-ASAM BERLEMAK LAIN	148,948	171,046	14.84	84,722	85,611	1.05
ALAT LISTRIK UKUR FOGRAFI DLL	208,535	220,794	5.88	2,418,205	2,349,179	-2.85
-ALAT LISTRIK	148,317	163,317	10.11	1,339,025	1,379,935	3.06
-DIODE TRANSISTOR	489	469	-4.20	37,959	40,781	7.43
-AUDIO VISUAL	56,880	53,977	-5.10	979,127	838,837	-14.33
-FOTOGRAFI DAN OPTIK	1,004	1,127	12.29	39,550	67,047	69.52
-ALAT UKUR	117	80	-31.66	4,754	1,911	-59.80
-LONCENG ARLOJI DAN BAGIANNYA	1,728	1,824	5.58	17,790	20,669	16.18
MAKANAN OLAHAN	456,087	535,845	17.49	569,234	600,596	5.51
-COKLAT OLAHAN	27,539	36,035	30.85	63,060	74,303	17.83
-GULA TETES	27,663	148,033	435.14	2,095	14,313	583.20
-KERUPUK UDANG	1,691	1,773	4.89	2,230	2,536	13.71
-BUAH/SAYURAN OLAHAN	151,373	150,196	-0.78	93,311	80,831	-13.37
-MINUMAN OLAHAN	24,717	18,394	-25.58	11,942	9,503	-20.42
-ROKOK DAN TEMBAKAU OLAHAN	21,085	22,648	7.41	89,665	91,088	1.59
-DAGING TERNAK	1,211	1,278	5.58	3,358	5,090	51.56
-DAGING UNGGAS	0	0	-	0	18	-
-IKAN OLAHAN	50,709	48,277	-4.79	151,428	160,554	6.03
-BERAS GILING	27,460	379	-98.62	5,577	184	-96.71
-KOPI OLAHAN	484	2	-99.65	262	2	-99.39
-TEH OLAHAN	17,834	18,329	2.78	23,284	24,739	6.25
-GULA PASIR	31	50	60.20	47	61	28.78
-GULA LAINNYA	1,434	1,723	20.12	780	859	10.09
-MAKANAN OLAHAN LAINNYA	102,857	88,726	-13.74	122,193	136,515	11.72
SEMEN	1,366,858	1,834,164	34.19	36,817	54,169	47.13
BARANG ANYAMAN	9,215	10,085	9.44	22,772	24,860	9.17
-DARI ROTAN	3,869	2,945	-23.87	8,789	7,646	-13.01
-DARI BAHAN LAINNYA	5,346	7,139	33.55	13,982	17,214	23.11
MEUBEL DAN BAGIAN-BAGIANNYA	318,659	304,236	-4.53	695,723	660,075	-5.12
-DARI ROTAN	46,823	44,062	-5.90	127,069	120,964	-4.80
-DARI BAHAN LAINNYA	271,836	260,174	-4.29	568,654	539,111	-5.20
BAHAN KIMIA	1,433,975	1,305,721	-8.94	747,023	677,409	-9.32
-AN ORGANIK	472,492	516,855	9.39	113,835	160,711	41.18
-ORGANIK	825,553	664,674	-19.49	581,615	469,385	-19.30
-LAINNYA	135,930	124,191	-8.64	51,573	47,314	-8.26
PUPUK	133,443	57,887	-56.62	30,481	12,646	-58.51
PRODUK PHARMASI	2,850	2,512	-11.86	37,581	36,256	-3.52
KULIT DAN BARANG DARI KULIT	5,104	5,713	11.94	38,944	55,347	42.12
KACA DAN BARANG DARI KACA	262,362	254,058	-3.17	124,003	127,226	2.60
KERTAS DAN BARANG DARI KERTAS	930,993	1,233,011	32.44	687,191	905,581	31.78
INDUSTRI LAINNYA	2,355,481	2,528,183	7.33	4,061,062	4,440,797	9.35
-GLISEROL DAN LARUTAN ALKALI	8,849	6,126	-30.78	4,422	2,022	-54.28
-APRGARIN DAN LEMAK LAINNYA	86,504	109,599	26.70	41,091	51,826	26.12
-SABUN MANDI DAN CUCI	144,812	157,759	8.94	104,875	112,102	6.89
-BAHAN CELUP ORGANIK SINTETIK	12,740	13,944	9.46	37,453	41,366	10.45
-PREPARAT PEMBASMI KUMAN DLL	11,708	16,540	41.27	23,541	35,735	51.80
-DAAPR TIRUAN BAHAN PLASTIK	351,029	398,416	13.50	502,197	538,925	7.31
-BAHAN KERTAS	531,874	715,564	34.54	188,763	268,655	42.32
-ALAS KAKI (KULIT KARET DAN KANVAS)	34,764	37,596	8.15	457,744	530,635	15.92
-PRODUK KERAMIK	200,279	194,700	-2.79	86,586	95,737	10.57
-EMAS BATANGAN	7	13	89.73	81,434	199,809	145.36
-PESAWAT UDARA DAN BAGIANNYA	949	2,789	193.81	32,379	137,759	325.45
-KAPAL LAUT DAN SEJENISNYA	109,000	66,431	-39.05	93,931	61,851	-34.15



TABEL 3. PERKEMBANGAN EKSPOR KOMODITI HASIL INDUSTRI

JENIS BARANG	BERAT BERSIH (RIBU TON)		PERUB	NILAI FOB (RIBU US \$)		PERUB
	JAN-APR 2005	JAN-APR 2006	%	JAN-APR 2005	JAN-APR 2006	%
(1)	(2)	(3)	(4)	(5)	(6)	(7)
-PERLENGKAPAN OLAHRAGA DAN MAINAN	7,154	8,377	17.09	50,480	51,776	2.57
-PENA DAN PENSIL	2,316	3,348	44.56	15,309	21,422	39.93
-BATU SEMI PERMATA	0	18	9,268.09	4	130	3,301.26
-KOPER TAS DOMPET PLASTIK/TEKSTIL	3,972	2,784	-29.92	16,243	16,064	-1.10
-BARANG DARI LOGAM MULIA	105	92	-12.19	25,842	21,695	-16.04
-PETI KEMAS	22,013	1,156	-94.75	22,734	1,510	-93.36
-KOMPUTER DAN BAGIANNYA	28,368	30,619	7.94	504,720	486,120	-3.69
-KENDARAAN BERMOTOR RODA 2 DAN 3	1,086	1,366	25.77	8,591	10,413	21.20
-KENDARAAN BERMOTOR RODA 4 DAN LEE	11,284	15,055	33.42	77,944	86,872	11.45
-SUKU CADANG MESIN	32,644	32,711	0.20	484,251	235,387	-51.39
-SUKU CADANG KENDARAAN	52,457	64,044	22.09	302,881	382,954	26.44
-UBI KAYU OLAHAN	55,381	13,326	-75.94	5,395	1,441	-73.30
-INDUSTRI LAINNYA	646,186	635,811	-1.61	892,252	1,048,589	17.52

TABEL 4. PERKEMBANGAN EKSPOR KOMODITI HASIL PERTAMBANGAN

JENIS BARANG	BERAT BERSIH (RIBU TON)		PERUB	NILAI FOB (RIBU US \$)		PERUB
	JAN-APR 2005	JAN-APR 2006	%	JAN-APR 2005	JAN-APR 2006	%
(1)	(2)	(3)	(4)	(5)	(6)	(7)
<b>TOTAL PERTAMBANGAN</b>	<b>42,619,010</b>	<b>59,749,274</b>	<b>40.19</b>	<b>2,109,735</b>	<b>2,824,610</b>	<b>33.88</b>
BIJI TEMBAGA	758,505	592,611	-21.87	961,990	1,005,214	4.49
BIJI NIKEL	914,105	1,076,490	17.76	37,429	41,785	11.64
BAUKSIT	528,990	1,871,141	253.72	6,719	15,515	130.90
BIJI TIMAH/TIN	1,181	162	-86.27	339	67	-80.28
BATU BARA	35,058,221	51,098,575	45.75	1,069,985	1,711,722	59.98
GRANIT	2,745,338	2,052,608	-25.23	9,803	6,833	-30.30
PASIR ALAM	1,224,857	1,197,369	-2.24	2,482	8,527	243.61
HASIL TAMBANG LAIN	1,387,813	1,860,318	34.05	20,988	34,948	66.51

TABEL 5. PERKEMBANGAN EKSPOR INDONESIA MENURUT KOMODITI DAN NEGARA TUJUAN

JENIS BARANG	BERAT BERSIH (KG)		PERUB	NILAI FOB (US \$)		PERUB
	JAN-APR 2005	JAN-APR 2006	%	JAN-APR 2005	JAN-APR 2006	%
	(1)	(2)	(3)	(4)	(5)	(6)
<b>MINYAK MENTAH</b>	<b>7,466,626,196</b>	<b>6,089,885,158</b>	<b>-18.4</b>	<b>2,587,773,599</b>	<b>2,749,621,420</b>	<b>6.3</b>
JAPAN	1,859,518,321	2,197,434,000	18.2	650,160,855	993,700,364	52.8
HONG KONG	22,246,000	0	-100.0	7,293,088	0	-100.0
KOREA, REPUBLIC OF	2,002,486,000	1,070,203,000	-46.6	668,496,512	470,872,935	-29.6
TAIWAN	37,383,000	366,804,000	881.2	11,991,928	157,039,921	1,209.6
CHINA	1,603,505,000	640,334,000	-60.1	555,702,575	284,416,695	-48.8
THAILAND	248,299,000	369,245,000	48.7	88,562,583	164,247,486	85.5
SINGAPORE	308,589,069	136,690,003	-55.7	100,589,995	63,769,724	-36.6
MALAYSIA	27,689,043	225,895,089	715.8	9,023,496	101,511,281	1,025.0
AUSTRALIA	1,023,144,000	706,141,000	-31.0	381,037,628	343,328,244	-9.9
NEW ZEALAND	121,659,000	77,489,000	-36.3	46,311,826	36,610,304	-21.0
UNITED STATES	212,070,000	299,250,029	41.1	68,602,973	134,124,220	95.5
CANADA	0	37	-	0	90	-
NETHERLANDS	37,763	0	-100.0	140	0	-100.0
FRANCE	0	400,000	-	0	156	-
<b>HASIL MINYAK</b>	<b>1,810,535,862</b>	<b>1,959,980,998</b>	<b>8.3</b>	<b>510,557,907</b>	<b>781,977,072</b>	<b>53.2</b>
JAPAN	872,197,319	1,235,830,835	41.7	244,475,268	470,021,211	92.3
KOREA, REPUBLIC OF	136,119,015	133,507,075	-1.9	31,316,680	52,164,311	66.6
TAIWAN	81,472,003	5,000,000	-93.9	38,437,163	1,000,000	-97.4
CHINA	58,934,134	71,045,430	20.6	16,310,886	29,602,162	81.5
THAILAND	1,985,019	814,310	-59.0	1,121,613	653,360	-41.8
SINGAPORE	367,326,464	419,992,515	14.3	117,934,682	188,808,821	60.1
PHILIPPINES	489,238	12,756,372	2,507.4	267,803	6,931,337	2,488.2
MALAYSIA	79,644,429	34,199,907	-57.1	15,694,072	12,016,129	-23.4
VIET NAM	0	34	-	0	210	-
INDIA	34,458,007	37,744,908	9.5	2,894,317	16,347,996	464.8
BANGLADESH	20,818	770,900	3,603.1	47,214	622,318	1,218.1
CONGO	365	0	-100.0	140	0	-100.0
NIGERIA	0	450	-	0	4,760	-
DJIBOUTI	0	66,640	-	0	56,977	-
SOUTH AFRICA	0	277,960	-	0	153,718	-
AUSTRALIA	59,022,552	27,206	-100.0	12,960,785	26,598	-99.8
NEW ZEALAND	0	71,980	-	0	75,163	-
EAST TIMOR	7,970,778	7,705,340	-3.3	3,729,937	3,325,359	-10.9
UNITED STATES	110,889,243	0	-100.0	25,364,611	0	-100.0
GUATEMALA	0	13,600	-	0	11,668	-
UNITED KINGDOM	6,000	2,340	-61.0	2,510	3,020	20.3
FRANCE	0	19,880	-	0	16,699	-
GERMANY, FED. REP. OF	6	0	-100.0	6	0	-100.0
BELGIUM	20	0	-100.0	21	0	-100.0
SWITZERLAND	0	13	-	0	10	-
FINLAND	0	3	-	0	4	-
ITALY	0	20	-	0	39	-
CZECHOSLOVAKIA	364	0	-100.0	140	0	-100.0
UKRAINE	0	16,660	-	0	15,244	-
RUSSIA FEDERATION	88	116,620	132,422.7	59	119,958	203,218.6
<b>GAS ALAM</b>	<b>8,547,899,190</b>	<b>7,748,084,569</b>	<b>-9.4</b>	<b>2,812,047,096</b>	<b>3,309,935,530</b>	<b>17.7</b>
JAPAN	5,548,351,277	4,738,910,503	-14.6	1,702,006,376	1,790,565,941	5.2
KOREA, REPUBLIC OF	1,889,454,261	1,858,589,397	-1.6	688,272,850	932,162,962	35.4
TAIWAN	935,634,876	0	-100.0	348,696,274	0	-100.0
CHINA	145,238,226	1,127,974,785	676.6	60,107,470	574,715,055	856.2
THAILAND	4,800,050	7,695,738	60.3	2,475,010	4,717,967	90.6
SINGAPORE	3,565,000	0	-100.0	1,067,336	0	-100.0
PHILIPPINES	14,181,200	9,293,300	-34.5	5,955,196	4,801,336	-19.4
MALAYSIA	0	7,500	-	0	3,494	-
VIET NAM	0	489	-	0	93	-
INDIA	0	1,500,757	-	0	942,716	-
AUSTRALIA	0	2,000,000	-	0	941,800	-

TABEL 5. PERKEMBANGAN EKSPOR INDONESIA MENURUT KOMODITI DAN NEGARA TUJUAN

JENIS BARANG	BERAT BERSIH (KG)		PERUB	NILAI FOB (US \$)		PERUB
	JAN-APR 2005	JAN-APR 2006	%	JAN-APR 2005	JAN-APR 2006	%
(1)	(2)	(3)	(4)	(5)	(6)	(7)
GUAM	0	2,090,100	-	0	1,071,367	-
EAST TIMOR	35,000	22,000	-37.1	14,148	12,799	-9.5
ITALY	6,639,300	0	-100.0	3,452,436	0	-100.0
<b>KARET ALAM</b>	<b>1,574,629</b>	<b>2,158,874</b>	<b>37.1</b>	<b>1,783,214</b>	<b>2,872,133</b>	<b>61.1</b>
JAPAN	133,318	53,000	-60.3	368,756	230,033	-37.6
HONG KONG	3,600	188,500	5,136.1	5,850	239,775	3,998.7
KOREA, REPUBLIC OF	68,275	47,062	-31.1	23,786	22,278	-6.3
TAIWAN	27,325	530	-98.1	25,920	83	-99.7
CHINA	0	1,135,500	-	0	1,519,830	-
THAILAND	0	2	-	0	90	-
SINGAPORE	280,041	278,150	-0.7	212,937	221,472	4.0
MALAYSIA	0	360,000	-	0	426,800	-
U.S. VIRGIN ISLANDS	2	0	-100.0	14	0	-100.0
AUSTRALIA	37,564	7,651	-79.6	86,608	19,083	-78.0
NEW ZEALAND	199,780	0	-100.0	154,940	0	-100.0
UNITED STATES	527,700	324	-99.9	566,747	15,048	-97.3
BRAZIL	200,409	20,216	-89.9	179,090	38,080	-78.7
NETHERLANDS	75,114	67,937	-9.6	139,417	139,534	0.1
GERMANY, FED. REP. OF	1	2	100.0	14	27	92.9
BELGIUM	21,500	0	-100.0	19,135	0	-100.0
<b>KOPI</b>	<b>129,702,216</b>	<b>122,554,116</b>	<b>-5.5</b>	<b>136,043,577</b>	<b>159,446,836</b>	<b>17.2</b>
JAPAN	20,731,154	18,252,045	-12.0	26,388,050	23,910,612	-9.4
HONG KONG	308,599	250,794	-18.7	324,521	369,367	13.8
KOREA, REPUBLIC OF	126,600	1,027,818	711.9	123,542	988,856	700.4
TAIWAN	1,748,352	1,048,198	-40.1	2,781,045	1,850,756	-33.5
CHINA	626,459	699,237	11.6	551,166	767,021	39.2
MACAU	18,000	18,000	0.0	14,810	43,200	191.7
SINGAPORE	3,486,795	4,318,294	23.9	2,967,364	5,521,322	86.1
PHILIPPINES	237,240	1,054,800	344.6	179,384	1,331,963	642.5
MALAYSIA	2,563,732	2,066,785	-19.4	1,962,241	2,024,308	3.2
VIET NAM	0	54,000	-	0	119,250	-
INDIA	5,586,766	2,891,287	-48.3	2,784,767	2,665,277	-4.3
IRAN (ISLAMIC REPUBLIC OF)	216,000	480,600	122.5	207,360	482,217	132.6
SAUDI ARABIA	0	57,500	-	0	105,853	-
JORDAN	56,400	307,200	444.7	96,422	284,947	195.5
LEBANON	0	37,800	-	0	40,558	-
OMAN	37,000	0	-100.0	44,390	0	-100.0
SYRIA ARAB REPUBLIC	0	57,600	-	0	55,610	-
UNITED ARAB EMIRATES	195,300	126,000	-35.5	198,679	167,670	-15.6
EGYPT	3,552,450	3,779,688	6.4	2,569,575	3,825,927	48.9
LIBYAN ARAB JAMAHIRIYA	36,000	0	-100.0	24,480	0	-100.0
MOROCCO	2,323,200	1,746,598	-24.8	1,685,205	1,830,067	8.6
ALGERIA	5,807,400	4,678,570	-19.4	3,523,309	4,341,583	23.2
SOUTH AFRICA	615,295	1,242,000	101.9	547,421	1,235,364	125.7
AUSTRALIA	377,100	537,600	42.6	941,990	1,154,861	22.6
NEW ZEALAND	46,040	105,500	129.2	139,647	273,007	95.5
UNITED STATES	25,043,763	28,662,522	14.5	41,269,234	48,946,814	18.6
CANADA	538,200	676,200	25.6	1,660,411	1,680,920	1.2
MEXICO	0	69,000	-	0	194,900	-
PANAMA	18,000	0	-100.0	11,070	0	-100.0
COLOMBIA	252,000	0	-100.0	274,220	0	-100.0
ECUADOR	1,696,800	2,116,500	24.7	872,688	1,914,673	119.4
UNITED KINGDOM	4,387,397	3,665,995	-16.4	3,417,268	4,004,785	17.2
NETHERLANDS	386,100	438,722	13.6	876,054	1,161,502	32.6
FRANCE	1,204,200	705,000	-41.5	777,675	721,234	-7.3
GERMANY, FED. REP. OF	21,162,231	17,478,196	-17.4	17,623,702	21,829,693	23.9
AUSTRIA	357,000	105,000	-70.6	236,264	94,248	-60.1
BELGIUM	3,771,320	1,712,700	-54.6	4,293,189	2,457,064	-42.8
SWITZERLAND	391,819	505,080	28.9	635,058	822,435	29.5

TABEL 5. PERKEMBANGAN EKSPOR INDONESIA MENURUT KOMODITI DAN NEGARA TUJUAN

JENIS BARANG	BERAT BERSIH (KG)		PERUB	NILAI FOB (US \$)		PERUB
	JAN-APR 2005	JAN-APR 2006	%	JAN-APR 2005	JAN-APR 2006	%
(1)	(2)	(3)	(4)	(5)	(6)	(7)
DENMARK	249,300	241,224	-3.2	389,454	383,830	-1.4
NORWAY	52,500	36,000	-31.4	136,195	76,797	-43.6
SWEDEN	195,000	215,892	10.7	194,322	398,894	105.3
FINLAND	18,000	0	-100.0	22,300	0	-100.0
IRELAND	90,000	90,000	0.0	244,813	290,327	18.6
ITALY	7,971,343	5,049,826	-36.7	6,065,691	5,353,654	-11.7
SPAIN	1,412,380	2,686,900	90.2	1,261,033	2,793,271	121.5
PORTUGAL	394,680	380,400	-3.6	334,524	428,800	28.2
GREECE	547,000	351,900	-35.7	406,628	318,388	-21.7
POLAND	2,173,800	2,832,460	30.3	1,219,696	2,362,148	93.7
ROMANIA	3,295,200	3,362,810	2.1	2,175,025	3,252,058	49.5
BULGARIA	2,392,900	2,291,400	-4.2	1,625,028	2,337,827	43.9
UKRAINE	19,200	36,000	87.5	10,560	93,600	786.4
LATVIA	115,198	195,000	69.3	134,178	176,475	31.5
ESTONIA	0	587,495	-	0	528,102	-
GEORGIA	2,348,403	2,887,980	23.0	1,495,012	2,909,729	94.6
CZECH REPUBLIC	504,000	84,000	-83.3	315,404	57,540	-81.8
RUSSIA FEDERATION	18,600	252,000	1,254.8	11,513	467,532	3,960.9
<b>KAYU BULAT</b>	<b>155,221</b>	<b>16,880</b>	<b>-89.1</b>	<b>67,584</b>	<b>9,961</b>	<b>-85.3</b>
JAPAN	1,959	16,067	720.2	1,701	3,423	101.2
HONG KONG	9	0	-100.0	187	0	-100.0
KOREA, REPUBLIC OF	1	0	-100.0	1	0	-100.0
TAIWAN	53,877	0	-100.0	24,102	0	-100.0
SINGAPORE	14,383	679	-95.3	32,301	3,152	-90.2
INDIA	84,690	0	-100.0	213	0	-100.0
UNITED ARAB EMIRATES	269	127	-52.8	8,792	3,312	-62.3
UNITED STATES	7	5	-28.6	65	46	-29.2
GERMANY, FED. REP. OF	15	0	-100.0	98	0	-100.0
BELGIUM	10	0	-100.0	122	0	-100.0
SWITZERLAND	0	2	-	0	28	-
SPAIN	1	0	-100.0	2	0	-100.0
<b>UDANG SEGAR/BEKU</b>	<b>41,240,793</b>	<b>46,713,786</b>	<b>13.3</b>	<b>268,495,812</b>	<b>302,047,568</b>	<b>12.5</b>
JAPAN	14,199,128	15,578,077	9.7	120,046,530	123,529,003	2.9
HONG KONG	1,419,227	2,032,283	43.2	5,505,361	8,304,387	50.8
KOREA, REPUBLIC OF	493,426	257,618	-47.8	1,383,017	1,602,552	15.9
TAIWAN	591,386	408,633	-30.9	1,516,273	753,281	-50.3
CHINA	1,030,688	848,778	-17.7	4,823,693	4,167,510	-13.6
THAILAND	114,541	50,480	-55.9	572,608	262,191	-54.2
SINGAPORE	1,075,633	896,126	-16.7	1,483,044	1,686,718	13.7
PHILIPPINES	37,699	23,147	-38.6	173,143	134,108	-22.5
MALAYSIA	1,419,021	1,023,086	-27.9	1,543,003	1,211,734	-21.5
VIET NAM	321,763	187,485	-41.7	2,008,186	1,480,563	-26.3
INDIA	98,603	2	-100.0	140,105	3	-100.0
JORDAN	7,945	0	-100.0	56,801	0	-100.0
UNITED ARAB EMIRATES	0	22	-	0	5	-
CYPRUS	0	9,000	-	0	73,985	-
EGYPT	0	3	-	0	2	-
REUNION	138,530	130,776	-5.6	805,411	896,419	11.3
SOUTH AFRICA	3,852	0	-100.0	23,690	0	-100.0
MAURITIUS	27,521	40,284	46.4	151,474	232,207	53.3
AUSTRALIA	691,744	325,516	-52.9	3,235,908	1,500,265	-53.6
NEW ZEALAND	6,857	0	-100.0	34,652	0	-100.0
AMERICAN SAMOA	16,344	0	-100.0	114,200	0	-100.0
UNITED STATES	11,720,271	16,459,171	40.4	79,307,484	107,936,901	36.1
CANADA	757,783	154,913	-79.6	4,920,608	886,701	-82.0
BRAZIL	0	21,730	-	0	133,044	-
PUERTO RICO	45,639	29,252	-35.9	223,664	189,910	-15.1
NETHERLANDS ANTILLES	0	4,045	-	0	41,406	-
UNITED KINGDOM	2,278,853	2,737,793	20.1	13,731,200	17,881,171	30.2

TABEL 5. PERKEMBANGAN EKSPOR INDONESIA MENURUT KOMODITI DAN NEGARA TUJUAN

JENIS BARANG	BERAT BERSIH (KG)		PERUB	NILAI FOB (US \$)		PERUB
	JAN-APR 2005	JAN-APR 2006	%	JAN-APR 2005	JAN-APR 2006	%
(1)	(2)	(3)	(4)	(5)	(6)	(7)
NETHERLANDS	336,538	334,138	-0.7	2,560,628	1,892,902	-26.1
FRANCE	381,132	516,027	35.4	2,691,704	2,989,684	11.1
GERMANY, FED. REP. OF	423,295	815,775	92.7	2,014,403	3,868,302	92.0
AUSTRIA	5	99	1,880.0	10	1,000	9,900.0
BELGIUM	2,805,196	2,958,059	5.5	15,857,220	16,487,697	4.0
SWITZERLAND	20,021	34,261	71.1	69,275	216,422	212.4
DENMARK	30,020	79,190	163.8	156,662	295,610	88.7
SWEDEN	41,520	46,786	12.7	119,148	333,288	179.7
ITALY	364,966	526,234	44.2	1,701,527	1,923,525	13.1
SPAIN	303,402	145,039	-52.2	1,360,974	841,821	-38.2
PORTUGAL	26,796	20,263	-24.4	90,040	198,212	120.1
GREECE	0	33	-	0	201	-
BULGARIA	11,448	0	-100.0	74,166	0	-100.0
LATVIA	0	19,662	-	0	94,838	-
<b>TEH</b>	<b>16,518,394</b>	<b>14,832,876</b>	<b>-10.2</b>	<b>17,179,128</b>	<b>16,346,105</b>	<b>-4.9</b>
JAPAN	5,206	41,469	696.6	12,878	152,446	1,083.8
HONG KONG	2,483	1,523	-38.7	2,605	7,929	204.4
KOREA, REPUBLIC OF	0	1,285	-	0	6,710	-
TAIWAN	58,079	87,454	50.6	87,576	122,125	39.5
CHINA	24,070	87,098	261.9	14,880	66,456	346.6
SINGAPORE	86,977	62,022	-28.7	94,517	78,100	-17.4
PHILIPPINES	0	168	-	0	982	-
MALAYSIA	1,953,759	1,601,771	-18.0	1,680,954	1,479,284	-12.0
INDIA	181,088	273,380	51.0	184,788	238,356	29.0
PAKISTAN	1,704,872	1,555,939	-8.7	2,091,626	2,076,598	-0.7
SRI LANKA	131,200	162,796	24.1	133,940	175,941	31.4
AFGHANISTAN	248,670	181,348	-27.1	249,376	192,810	-22.7
IRAN (ISLAMIC REPUBLIC OF)	383,332	106,669	-72.2	368,741	137,781	-62.6
SAUDI ARABIA	66,061	50,847	-23.0	148,025	82,217	-44.5
JORDAN	0	16,500	-	0	20,054	-
TURKEY	68,400	0	-100.0	80,119	0	-100.0
UNITED ARAB EMIRATES	326,971	891,510	172.7	312,196	711,147	127.8
SOMALIA	64,200	0	-100.0	22,851	0	-100.0
KENYA	157,400	45,000	-71.4	74,855	22,500	-69.9
NIGERIA	24,200	0	-100.0	28,072	0	-100.0
SOUTH AFRICA	10,000	10,000	0.0	8,600	9,701	12.8
AUSTRALIA	43,197	107,924	149.8	53,636	248,850	364.0
NEW ZEALAND	229,560	196,678	-14.3	213,334	159,483	-25.2
NORTHERN MARIANA ISLANDS	0	19	-	0	12	-
SAMOA	1,381	4,199	204.1	1,900	3,664	92.8
EAST TIMOR	4	0	-100.0	9	0	-100.0
UNITED STATES	970,821	879,497	-9.4	1,471,634	1,046,576	-28.9
CANADA	115,700	22,600	-80.5	115,924	18,952	-83.7
GUATEMALA	0	10,600	-	0	9,710	-
CHILE	77,200	21,999	-71.5	88,008	29,172	-66.9
UNITED KINGDOM	1,851,498	1,751,638	-5.4	1,964,183	2,040,180	3.9
NETHERLANDS	1,069,659	825,443	-22.8	1,021,362	962,547	-5.8
GERMANY, FED. REP. OF	1,666,149	2,108,501	26.6	1,581,428	2,240,222	41.7
BELGIUM	20,011	0	-100.0	13,666	0	-100.0
SWITZERLAND	21,200	22,896	8.0	20,118	54,905	172.9
IRELAND	0	24,800	-	0	26,536	-
ITALY	35	0	-100.0	1	0	-100.0
SPAIN	0	7,000	-	0	10,290	-
POLAND	911,736	205,150	-77.5	663,575	167,369	-74.8
KAZAKHSTAN	50,050	25,025	-50.0	63,074	32,038	-49.2
UKRAINE	296,279	419,578	41.6	303,255	438,455	44.6
LATVIA	0	23,665	-	0	30,168	-
SLOVENIA	75	0	-100.0	307	0	-100.0
RUSSIA FEDERATION	3,696,871	2,998,885	-18.9	4,007,115	3,245,839	-19.0

TABEL 5. PERKEMBANGAN EKSPOR INDONESIA MENURUT KOMODITI DAN NEGARA TUJUAN

JENIS BARANG	BERAT BERSIH (KG)		PERUB	NILAI FOB (US \$)		PERUB
	JAN-APR 2005	JAN-APR 2006	%	JAN-APR 2005	JAN-APR 2006	%
(1)	(2)	(3)	(4)	(5)	(6)	(7)
<b>-LADA HITAM</b>	<b>6,291,396</b>	<b>7,396,299</b>	<b>17.6</b>	<b>8,613,536</b>	<b>9,761,107</b>	<b>13.3</b>
JAPAN	145,446	58,174	-60.0	294,562	126,960	-56.9
HONG KONG	14,945	13,756	-8.0	20,952	19,797	-5.5
KOREA, REPUBLIC OF	15,000	0	-100.0	20,775	0	-100.0
TAIWAN	30,826	56,000	81.7	44,491	78,800	77.1
SINGAPORE	173,382	384,000	121.5	247,594	479,990	93.9
MALAYSIA	11,475	21,223	85.0	10,568	19,472	84.3
NEPAL	28,000	0	-100.0	25,050	0	-100.0
INDIA	189,400	391,000	106.4	260,060	381,580	46.7
NIGER	0	20,000	-	0	28,000	-
AUSTRALIA	273,085	75,000	-72.5	391,495	114,060	-70.9
UNITED STATES	4,788,042	5,788,920	20.9	6,488,607	7,777,263	19.9
CANADA	30,000	75,018	150.1	39,000	97,907	151.0
DOMINICA	0	4,113	-	0	6,651	-
NETHERLANDS	117,000	86,000	-26.5	164,745	126,634	-23.1
FRANCE	22,500	25,095	11.5	29,250	29,230	-0.1
GERMANY, FED. REP. OF	60,295	30,000	-50.2	95,400	49,444	-48.2
ROMANIA	0	8,000	-	0	1,000	-
BULGARIA	0	23,000	-	0	21,000	-
UKRAINE	0	185,000	-	0	215,780	-
RUSSIA FEDERATION	392,000	152,000	-61.2	480,987	187,539	-61.0
<b>-LADA PUTIH</b>	<b>5,781,050</b>	<b>4,229,531</b>	<b>-26.8</b>	<b>12,904,426</b>	<b>8,923,230</b>	<b>-30.9</b>
JAPAN	295,000	225,000	-23.7	557,317	527,522	-5.4
HONG KONG	0	16,000	-	0	32,300	-
TAIWAN	68,894	81,000	17.6	127,132	172,112	35.4
CHINA	15,000	72,000	380.0	48,450	68,544	41.5
SINGAPORE	3,507,560	1,701,499	-51.5	8,670,551	3,655,780	-57.8
PHILIPPINES	0	1	-	0	1	-
MALAYSIA	15,000	62,507	316.7	33,050	84,634	156.1
INDIA	58,600	171,600	192.8	111,206	348,966	213.8
PAKISTAN	14,000	0	-100.0	12,400	0	-100.0
EGYPT	38,400	0	-100.0	34,944	0	-100.0
SOUTH AFRICA	144,000	0	-100.0	89,280	0	-100.0
AUSTRALIA	32,796	1,905	-94.2	84,350	4,260	-95.0
UNITED STATES	448,800	588,037	31.0	874,384	1,242,883	42.1
CANADA	0	32	-	0	100	-
UNITED KINGDOM	30,000	75,000	150.0	69,455	158,200	127.8
NETHERLANDS	500,000	492,000	-1.6	1,169,234	1,056,464	-9.6
FRANCE	17,000	0	-100.0	46,850	0	-100.0
GERMANY, FED. REP. OF	246,000	644,500	162.0	358,885	1,359,923	278.9
BELGIUM	165,000	60,000	-63.6	359,388	124,800	-65.3
SWEDEN	47,000	0	-100.0	90,450	0	-100.0
ITALY	90,000	31,000	-65.6	54,900	77,700	41.5
GREECE	48,000	0	-100.0	112,200	0	-100.0
BULGARIA	0	7,450	-	0	9,041	-
<b>-KAYU MANIS DAN BUNGANYA</b>	<b>12,246,821</b>	<b>11,990,674</b>	<b>-2.1</b>	<b>6,612,012</b>	<b>7,014,059</b>	<b>6.1</b>
JAPAN	0	11,220	-	0	15,969	-
KOREA, REPUBLIC OF	102,264	18,646	-81.8	54,894	19,248	-64.9
TAIWAN	10,238	8,939	-12.7	7,557	6,241	-17.4
CHINA	24,000	72,000	200.0	15,600	54,720	250.8
THAILAND	530,766	608,499	14.7	292,265	357,868	22.5
SINGAPORE	491,441	188,242	-61.7	293,601	137,090	-53.3
PHILIPPINES	0	2	-	0	2	-
MALAYSIA	380,668	429,595	12.9	204,195	249,042	22.0
MALDIVES	0	301	-	0	464	-
INDIA	332,430	313,687	-5.6	212,301	243,719	14.8
PAKISTAN	140,000	0	-100.0	60,900	0	-100.0
SAUDI ARABIA	10,000	8,448	-15.5	2,550	2,835	11.2
JORDAN	7,999	0	-100.0	2,200	0	-100.0

TABEL 5. PERKEMBANGAN EKSPOR INDONESIA MENURUT KOMODITI DAN NEGARA TUJUAN

JENIS BARANG	BERAT BERSIH (KG)		PERUB	NILAI FOB (US \$)		PERUB
	JAN-APR 2005	JAN-APR 2006	%	JAN-APR 2005	JAN-APR 2006	%
(1)	(2)	(3)	(4)	(5)	(6)	(7)
LEBANON	0	8,000	-	0	5,120	-
SYRIA ARAB REPUBLIC	34,000	8,189	-75.9	18,700	6,656	-64.4
TURKEY	58,000	190,999	229.3	21,688	85,485	294.2
UNITED ARAB EMIRATES	248,272	104,510	-57.9	93,722	54,347	-42.0
CYPRUS	1,000	0	-100.0	443	0	-100.0
EGYPT	0	11	-	0	5,500	-
LIBYAN ARAB JAMAHIRIYA	20,000	0	-100.0	14,300	0	-100.0
MOROCCO	22,000	72,500	229.6	9,170	29,475	221.4
ALGERIA	302,137	20,299	-93.3	168,188	19,765	-88.3
SOUTH AFRICA	60,000	0	-100.0	40,200	0	-100.0
MAURITIUS	7,250	23,199	220.0	3,843	8,650	125.1
AUSTRALIA	57,696	34,951	-39.4	45,730	34,835	-23.8
UNITED STATES	5,073,100	5,469,908	7.8	2,693,152	3,258,670	21.0
CANADA	297,764	219,346	-26.3	151,509	129,687	-14.4
MEXICO	20,000	36,000	80.0	9,800	15,315	56.3
PANAMA	0	11,000	-	0	8,019	-
VENEZUELA	119,000	153,999	29.4	54,236	81,145	49.6
BRAZIL	634,896	595,992	-6.1	299,809	280,730	-6.4
DOMINICAN REPUBLIC	396,250	587,079	48.2	173,250	232,427	34.2
DOMINICA	51,000	721	-98.6	24,350	1,013	-95.8
UNITED KINGDOM	33,500	24,000	-28.4	16,428	25,479	55.1
NETHERLANDS	1,600,112	1,332,291	-16.7	904,130	763,133	-15.6
FRANCE	119,999	157,999	31.7	76,727	97,231	26.7
GERMANY, FED. REP. OF	462,451	327,270	-29.2	311,939	227,638	-27.0
BELGIUM	79,037	203,765	157.8	45,481	126,496	178.1
DENMARK	20,020	28,010	39.9	8,308	16,334	96.6
NORWAY	9,000	9,000	0.0	5,220	4,070	-22.0
SWEDEN	79,999	59,800	-25.3	37,020	27,110	-26.8
FINLAND	0	40,001	-	0	21,058	-
ITALY	56,000	19,473	-65.2	34,855	19,883	-43.0
SPAIN	62,996	70,998	12.7	30,840	39,200	27.1
PORTUGAL	56,999	116,999	105.3	49,595	63,740	28.5
GREECE	175,497	244,492	39.3	93,341	163,310	75.0
POLAND	0	85,000	-	0	36,720	-
ROMANIA	9,000	29,000	222.2	3,725	16,835	352.0
BULGARIA	0	2,294	-	0	1,950	-
RUSSIA FEDERATION	50,040	44,000	-12.1	26,250	19,835	-24.4
<b>KAPULAGA</b>	<b>5,783,045</b>	<b>6,473,823</b>	<b>11.9</b>	<b>18,130,001</b>	<b>16,240,317</b>	<b>-10.4</b>
JAPAN	185,581	162,786	-12.3	1,183,678	1,110,419	-6.2
HONG KONG	201,019	135,324	-32.7	541,312	316,467	-41.5
KOREA, REPUBLIC OF	24,021	25,766	7.3	50,065	54,372	8.6
TAIWAN	738	10,969	1,386.3	708	6,240	781.4
CHINA	79,710	79,475	-0.3	39,030	43,712	12.0
THAILAND	56,722	60,956	7.5	167,278	219,020	30.9
SINGAPORE	855,631	384,941	-55.0	4,084,824	1,444,350	-64.6
PHILIPPINES	12,000	14	-99.9	37,120	66	-99.8
MALAYSIA	264,870	330,309	24.7	639,842	504,083	-21.2
VIET NAM	1,281,198	2,356,983	84.0	1,606,583	3,249,581	102.3
INDIA	90,618	538,110	493.8	122,100	1,560,102	1,177.7
PAKISTAN	88,428	66,445	-24.9	373,046	192,472	-48.4
BANGLADESH	10,409	7,980	-23.3	31,460	47,880	52.2
SAUDI ARABIA	20,026	25,386	26.8	7,475	10,586	41.6
YEMEN	0	5,815	-	0	5,250	-
UNITED ARAB EMIRATES	7,300	20,060	174.8	57,919	26,696	-53.9
MOROCCO	46,400	0	-100.0	148,904	0	-100.0
GHANA	0	15,000	-	0	56,150	-
NIGERIA	10,000	28,660	186.6	21,500	25,250	17.4
BENIN	0	29,922	-	0	20,115	-
SOUTH AFRICA	0	47,048	-	0	187,120	-

TABEL 5. PERKEMBANGAN EKSPOR INDONESIA MENURUT KOMODITI DAN NEGARA TUJUAN

JENIS BARANG	BERAT BERSIH (KG)		PERUB	NILAI FOB (US \$)		PERUB
	JAN-APR 2005	JAN-APR 2006	%	JAN-APR 2005	JAN-APR 2006	%
(1)	(2)	(3)	(4)	(5)	(6)	(7)
AUSTRALIA	14,157	127,870	803.2	90,110	48,972	-45.7
NEW ZEALAND	0	134	-	0	144	-
UNITED STATES	163,022	499,271	206.3	671,828	1,740,609	159.1
CANADA	0	2,473	-	0	14,743	-
ARGENTINA	20,000	59,000	195.0	65,700	158,565	141.4
BRAZIL	254,843	57,297	-77.5	815,690	186,890	-77.1
DOMINICA	0	22,124	-	0	35,858	-
NETHERLANDS	1,194,785	777,919	-34.9	3,969,357	2,904,507	-26.8
FRANCE	15,000	111,499	643.3	49,185	361,855	635.7
GERMANY, FED. REP. OF	326,022	164,478	-49.6	1,364,107	684,951	-49.8
BELGIUM	282,537	119,906	-57.6	1,233,498	457,301	-62.9
ITALY	169,008	87,243	-48.4	460,475	351,000	-23.8
SPAIN	12,000	56,999	375.0	49,250	64,375	30.7
PORTUGAL	0	15,000	-	0	40,449	-
BULGARIA	0	12,262	-	0	14,881	-
RUSSIA FEDERATION	97,000	28,399	-70.7	247,957	95,286	-61.6
<b>-PANILI</b>	<b>26,228</b>	<b>48,588</b>	<b>85.3</b>	<b>963,237</b>	<b>926,442</b>	<b>-3.8</b>
JAPAN	30	52	73.3	1,596	1,444	-9.5
HONG KONG	50	0	-100.0	4,500	0	-100.0
SINGAPORE	32	130	306.3	3,575	3,095	-13.4
MALAYSIA	1,042	6,050	480.6	3,303	14,090	326.6
TURKEY	200	0	-100.0	13,800	0	-100.0
AUSTRALIA	200	100	-50.0	10,575	4,000	-62.2
NEW ZEALAND	0	100	-	0	3,500	-
EAST TIMOR	112	0	-100.0	1,400	0	-100.0
UNITED STATES	20,909	33,429	59.9	777,033	721,319	-7.2
CANADA	0	4,869	-	0	12,500	-
DOMINICA	200	230	15.0	15,600	7,695	-50.7
UNITED KINGDOM	153	1,124	634.6	8,605	52,489	510.0
NETHERLANDS	1,500	0	-100.0	42,810	0	-100.0
FRANCE	0	300	-	0	2,100	-
GERMANY, FED. REP. OF	1,750	2,158	23.3	77,940	102,500	31.5
SWITZERLAND	50	46	-8.0	2,500	1,710	-31.6
<b>-LAINNYA</b>	<b>3,353,234</b>	<b>6,622,894</b>	<b>97.5</b>	<b>4,988,123</b>	<b>9,234,826</b>	<b>85.1</b>
JAPAN	215,319	212,747	-1.2	541,319	558,640	3.2
HONG KONG	291,440	109,781	-62.3	198,722	213,018	7.2
KOREA, REPUBLIC OF	82,814	121,456	46.7	87,204	120,261	37.9
TAIWAN	17,055	23,262	36.4	7,163	10,204	42.5
CHINA	35,815	61,650	72.1	53,722	22,578	-58.0
THAILAND	31,544	10,090	-68.0	246,353	40,843	-83.4
SINGAPORE	657,650	1,701,374	158.7	1,598,948	1,443,122	-9.8
PHILIPPINES	0	34	-	0	164	-
MALAYSIA	238,270	983,928	313.0	106,979	453,519	323.9
NEPAL	0	108,000	-	0	137,590	-
VIET NAM	525,558	417,518	-20.6	547,106	303,022	-44.6
INDIA	335,999	1,525,818	354.1	312,638	4,050,528	1,195.6
PAKISTAN	83,950	143,649	71.1	30,672	185,271	504.0
BANGLADESH	79,182	49,000	-38.1	26,190	70,000	167.3
AFGHANISTAN	13,800	0	-100.0	770	0	-100.0
SAUDI ARABIA	169,921	215,158	26.6	539,085	597,932	10.9
JORDAN	10,000	0	-100.0	1,200	0	-100.0
LEBANON	0	18,000	-	0	3,906	-
YEMEN	0	31,295	-	0	48,387	-
SYRIA ARAB REPUBLIC	100,000	80,000	-20.0	25,269	16,500	-34.7
UNITED ARAB EMIRATES	176,299	291,305	65.2	224,629	248,629	10.7
EGYPT	0	88,250	-	0	38,360	-
BENIN	0	12,000	-	0	12	-
SOUTH AFRICA	0	24,025	-	0	25,202	-
AUSTRALIA	15,346	33,686	119.5	54,071	72,168	33.5



TABEL 5. PERKEMBANGAN EKSPOR INDONESIA MENURUT KOMODITI DAN NEGARA TUJUAN

JENIS BARANG	BERAT BERSIH (KG)		PERUB	NILAI FOB (US \$)		PERUB
	JAN-APR 2005	JAN-APR 2006	%	JAN-APR 2005	JAN-APR 2006	%
(1)	(2)	(3)	(4)	(5)	(6)	(7)
NEW ZEALAND	200	980	390.0	916	5,076	454.2
EAST TIMOR	192	417	117.2	47	225	378.7
UNITED STATES	97,694	85,922	-12.1	176,893	143,503	-18.9
CANADA	0	21,688	-	0	31,368	-
BRAZIL	0	3,019	-	0	12,600	-
UNITED KINGDOM	9,083	165	-98.2	4,631	290	-93.7
NETHERLANDS	99,486	178,343	79.3	106,852	323,880	203.1
FRANCE	10,500	7,800	-25.7	58,800	9,215	-84.3
GERMANY, FED. REP. OF	29,321	8,400	-71.4	13,513	2,260	-83.3
BELGIUM	1,000	41,750	4,075.0	4,000	30,951	673.8
ITALY	156	1,954	1,152.6	321	2,891	800.6
POLAND	14,640	0	-100.0	6,910	0	-100.0
BULGARIA	0	2,380	-	0	2,890	-
UKRAINE	11,000	8,050	-26.8	13,200	9,821	-25.6
<b>TEBAKAU</b>	<b>11,667,108</b>	<b>11,443,411</b>	<b>-1.9</b>	<b>24,971,242</b>	<b>23,980,651</b>	<b>-4.0</b>
JAPAN	500	880	76.0	1,000	50	-95.0
HONG KONG	0	38,400	-	0	158,096	-
SINGAPORE	346,332	191,779	-44.6	189,783	114,969	-39.4
PHILIPPINES	1,816,336	138,476	-92.4	1,942,462	145,349	-92.5
MALAYSIA	236,966	123,495	-47.9	606,209	85,895	-85.8
VIET NAM	60,431	37,820	-37.4	34,467	22,019	-36.1
SRI LANKA	124,376	48,091	-61.3	1,783,862	552,496	-69.0
UNITED ARAB EMIRATES	307,078	0	-100.0	556,722	0	-100.0
EGYPT	225,835	354,321	56.9	106,878	293,472	174.6
COTE D'IVOIRE	0	9,000	-	0	6,363	-
SOUTH AFRICA	60,000	40,000	-33.3	27,000	28,000	3.7
AUSTRALIA	59,450	118,800	99.8	95,120	154,440	62.4
UNITED STATES	1,189,952	2,013,196	69.2	1,230,543	1,854,238	50.7
CANADA	19,200	0	-100.0	4,416	0	-100.0
HONDURAS	32,561	18,060	-44.5	119,592	24,868	-79.2
NICARAGUA	53,324	81,123	52.1	199,614	217,455	8.9
ARGENTINA	0	2,160	-	0	2,484	-
URUGUAY	199,999	0	-100.0	109,000	0	-100.0
PARAGUAY	488,280	40,000	-91.8	192,498	26,000	-86.5
PUERTO RICO	108,264	180,000	66.3	166,726	108,000	-35.2
DOMINICAN REPUBLIC	104,754	63,050	-39.8	535,282	568,649	6.2
UNITED KINGDOM	106,920	342,540	220.4	117,612	549,847	367.5
NETHERLANDS	969,295	1,240,056	27.9	1,414,691	1,919,513	35.7
FRANCE	544,347	649,204	19.3	554,363	924,081	66.7
GERMANY, FED. REP. OF	291,780	599,021	105.3	6,584,537	7,519,309	14.2
BELGIUM	1,372,631	2,532,259	84.5	2,577,874	4,030,074	56.3
DENMARK	52,925	99,338	87.7	254,187	204,638	-19.5
NORWAY	192,493	57,661	-70.1	325,501	107,827	-66.9
SPAIN	615,075	281,274	-54.3	4,104,180	3,309,327	-19.4
PORTUGAL	0	500	-	0	3,313	-
POLAND	0	19,800	-	0	15,840	-
BELARUS	40,000	0	-100.0	16,000	0	-100.0
KAZAKHSTAN	57,420	19,800	-65.5	37,382	8,514	-77.2
UKRAINE	139,800	216,156	54.6	44,790	81,677	82.4
LITHUANIA	228,700	0	-100.0	210,884	0	-100.0
RUSSIA FEDERATION	1,622,084	1,887,151	16.3	828,067	943,848	14.0
<b>BIJI COKLAT</b>	<b>102,795,839</b>	<b>131,590,837</b>	<b>28.0</b>	<b>137,139,941</b>	<b>155,404,962</b>	<b>13.3</b>
JAPAN	150,000	84,000	-44.0	247,500	156,000	-37.0
CHINA	2,982,248	4,815,749	61.5	4,585,346	6,243,327	36.2
THAILAND	3,140,931	2,655,984	-15.4	4,778,945	3,372,993	-29.4
SINGAPORE	9,093,997	13,272,625	46.0	11,962,228	16,904,913	41.3
MALAYSIA	53,649,353	66,370,498	23.7	67,758,483	75,825,690	11.9
INDIA	0	100,000	-	0	138,830	-
PAKISTAN	157,000	25,200	-84.0	47,800	4,788	-90.0

TABEL 5. PERKEMBANGAN EKSPOR INDONESIA MENURUT KOMODITI DAN NEGARA TUJUAN

JENIS BARANG	BERAT BERSIH (KG)		PERUB	NILAI FOB (US \$)		PERUB
	JAN-APR 2005	JAN-APR 2006	%	JAN-APR 2005	JAN-APR 2006	%
(1)	(2)	(3)	(4)	(5)	(6)	(7)
SRI LANKA	0	90,000	-	0	135,375	-
MAURITIUS	0	200,000	-	0	262,277	-
UNITED STATES	26,511,133	38,419,742	44.9	37,355,501	45,354,650	21.4
MEXICO	1,575,063	0	-100.0	2,177,460	0	-100.0
BRAZIL	1,600,000	4,499,339	181.2	2,264,749	5,437,792	140.1
UNITED KINGDOM	3,700,000	0	-100.0	5,536,495	0	-100.0
NETHERLANDS	100,000	175,000	75.0	165,839	316,625	90.9
FRANCE	114	0	-100.0	139	0	-100.0
GERMANY, FED. REP. OF	100,000	800,000	700.0	218,056	1,161,122	432.5
BELGIUM	0	50,000	-	0	77,500	-
SPAIN	36,000	0	-100.0	41,400	0	-100.0
UKRAINE	0	32,700	-	0	13,080	-
<b>-IKAN TONGKOL/TUNA</b>	<b>14,259,143</b>	<b>11,738,045</b>	<b>-17.7</b>	<b>42,911,832</b>	<b>36,135,870</b>	<b>-15.8</b>
JAPAN	7,913,848	6,214,372	-21.5	29,179,032	24,145,674	-17.3
HONG KONG	227,357	54,647	-76.0	245,091	85,111	-65.3
REPUBLIC	0	1,067	-	0	5,335	-
KOREA, REPUBLIC OF	1,141,875	72,119	-93.7	1,398,636	88,225	-93.7
TAIWAN	381,286	184,690	-51.6	316,988	229,843	-27.5
CHINA	478,393	250,116	-47.7	374,121	347,068	-7.2
THAILAND	227,661	1,144,672	402.8	384,478	826,590	115.0
SINGAPORE	1,348,871	1,156,630	-14.3	3,705,513	3,382,546	-8.7
PHILIPPINES	259,098	51,264	-80.2	117,341	46,606	-60.3
MALAYSIA	195,715	51,295	-73.8	289,637	27,478	-90.5
VIET NAM	26,500	274,472	935.7	34,450	412,622	1,097.7
PAKISTAN	0	78,000	-	0	62,400	-
JORDAN	0	2,704	-	0	14,096	-
LEBANON	1,428	22,589	1,481.9	5,714	18,593	225.4
UNITED ARAB EMIRATES	2	0	-100.0	5	0	-100.0
REUNION	0	12,000	-	0	55,800	-
SOUTH AFRICA	68,368	0	-100.0	56,100	0	-100.0
MAURITIUS	0	20,765	-	0	37,802	-
AUSTRALIA	102,119	68,966	-32.5	516,827	281,694	-45.5
UNITED STATES	1,080,297	1,121,018	3.8	3,821,230	3,293,675	-13.8
CANADA	51	998	1,856.9	204	8,259	3,948.5
MEXICO	0	145,358	-	0	291,994	-
PUERTO RICO	19,974	9,689	-51.5	69,595	34,075	-51.0
UNITED KINGDOM	95,191	104,568	9.9	161,961	106,930	-34.0
NETHERLANDS	596,029	398,536	-33.1	2,016,578	1,246,170	-38.2
FRANCE	11,454	53,926	370.8	11,454	245,347	2,042.0
GERMANY, FED. REP. OF	35,038	56,789	62.1	115,778	111,751	-3.5
BELGIUM	21,721	113,790	423.9	73,247	376,374	413.8
SWITZERLAND	0	1	-	0	1	-
DENMARK	0	8,047	-	0	3,219	-
ITALY	0	24,004	-	0	159,238	-
SPAIN	24,979	34,501	38.1	12,490	171,931	1,276.6
HUNGARY	600	0	-100.0	1,500	0	-100.0
RUSSIA FEDERATION	1,288	6,452	400.9	3,862	19,423	402.9
<b>-UBUR-UBUR</b>	<b>1,408,914</b>	<b>584,292</b>	<b>-58.5</b>	<b>2,083,847</b>	<b>1,222,753</b>	<b>-41.3</b>
JAPAN	646,358	131,494	-79.7	1,389,239	518,991	-62.6
HONG KONG	14,175	797	-94.4	29,629	3,985	-86.6
KOREA, REPUBLIC OF	157,068	331,250	110.9	170,418	526,556	209.0
TAIWAN	269,438	30,027	-88.9	292,084	39,285	-86.6
CHINA	293,852	64,885	-77.9	155,632	93,790	-39.7
SINGAPORE	1,176	21,260	1,707.8	15,494	33,450	115.9
MALAYSIA	20,940	3,750	-82.1	17,684	4,934	-72.1
NEW ZEALAND	24	0	-100.0	50	0	-100.0
UNITED STATES	1,089	445	-59.1	1,290	900	-30.2
CANADA	0	25	-	0	50	-
UNITED KINGDOM	160	0	-100.0	575	0	-100.0

TABEL 5. PERKEMBANGAN EKSPOR INDONESIA MENURUT KOMODITI DAN NEGARA TUJUAN

JENIS BARANG	BERAT BERSIH (KG)		PERUB	NILAI FOB (US \$)		PERUB
	JAN-APR 2005	JAN-APR 2006	%	JAN-APR 2005	JAN-APR 2006	%
(1)	(2)	(3)	(4)	(5)	(6)	(7)
NETHERLANDS	89	0	-100.0	250	0	-100.0
FRANCE	3,796	207	-94.6	9,782	322	-96.7
GERMANY, FED. REP. OF	749	152	-79.7	1,720	490	-71.5
<b>-KEPITING, KERANG-KERANGAN</b>	<b>16,165,247</b>	<b>12,942,242</b>	<b>-19.9</b>	<b>49,328,794</b>	<b>45,401,104</b>	<b>-8.0</b>
JAPAN	603,706	544,860	-9.8	2,239,003	3,325,560	48.5
HONG KONG	948,858	806,070	-15.1	1,415,876	1,859,750	31.4
KOREA, REPUBLIC OF	362,370	539,362	48.8	756,578	936,677	23.8
TAIWAN	601,917	455,235	-24.4	899,393	706,800	-21.4
CHINA	3,030,960	2,287,661	-24.5	1,719,801	1,261,793	-26.6
MONGOLIA	347	0	-100.0	694	0	-100.0
THAILAND	1,831,219	296,947	-83.8	331,497	170,814	-48.5
SINGAPORE	921,161	980,796	6.5	1,808,517	1,927,748	6.6
PHILIPPINES	90,000	553	-99.4	50,740	2,805	-94.5
MALAYSIA	1,190,176	1,167,814	-1.9	1,481,887	1,436,157	-3.1
MYANMAR (FORM. BURMA)	0	420	-	0	840	-
BRUNEI DARUSSALAM	7,701	3	-100.0	9,889	11	-99.9
VIET NAM	533,003	326,487	-38.8	764,386	471,336	-38.3
INDIA	0	19,600	-	0	41,915	-
BANGLADESH	85	0	-100.0	61	0	-100.0
SRI LANKA	53	0	-100.0	125	0	-100.0
SAUDI ARABIA	0	77	-	0	183	-
LEBANON	0	1,227	-	0	953	-
UNITED ARAB EMIRATES	0	26	-	0	190	-
CYPRUS	18,000	10,366	-42.4	28,164	19,675	-30.1
SOUTH AFRICA	30,141	31,581	4.8	56,818	82,900	45.9
MAURITIUS	12,500	0	-100.0	21,250	0	-100.0
AUSTRALIA	25,264	69,940	176.8	168,082	412,220	145.3
NEW ZEALAND	93	36	-61.3	5,575	100	-98.2
SAMOA	5,080	0	-100.0	16,554	0	-100.0
EAST TIMOR	1,200	0	-100.0	864	0	-100.0
UNITED STATES	3,486,938	3,308,154	-5.1	31,026,994	27,663,697	-10.8
CANADA	162,531	220,826	35.9	280,058	493,290	76.1
MEXICO	20,413	11,751	-42.4	38,810	38,900	0.2
PANAMA	20,090	31,158	55.1	54,600	77,440	41.8
ARGENTINA	0	20,471	-	0	56,981	-
PUERTO RICO	204,468	67,205	-67.1	627,766	209,028	-66.7
MARTINIQUE	50,086	709	-98.6	104,074	1,920	-98.2
GUADELOUPE	50,409	0	-100.0	90,498	0	-100.0
UNITED KINGDOM	145,092	48,439	-66.6	866,455	256,274	-70.4
NETHERLANDS	32,673	30,319	-7.2	245,836	210,854	-14.2
FRANCE	99,770	14,201	-85.8	406,998	23,827	-94.2
GERMANY, FED. REP. OF	3,306	18,725	466.4	7,245	43,980	507.0
AUSTRIA	0	100	-	0	300	-
BELGIUM	91,163	55,745	-38.9	209,102	139,887	-33.1
SWITZERLAND	5,259	1,260	-76.0	14,157	626	-95.6
DENMARK	115	693	502.6	350	658	88.0
NORWAY	0	90	-	0	225	-
SWEDEN	244	159	-34.8	1,150	625	-45.7
IRELAND	16,341	0	-100.0	262,277	0	-100.0
ITALY	1,039,137	948,665	-8.7	2,138,807	1,913,798	-10.5
SPAIN	331,891	388,794	17.2	719,858	997,605	38.6
PORTUGAL	150,054	194,563	29.7	334,038	498,241	49.2
GREECE	40,800	19,997	-51.0	123,560	67,680	-45.2
POLAND	576	0	-100.0	232	0	-100.0
LATVIA	0	756	-	0	3,651	-
CROATIA	0	20,205	-	0	42,761	-
CZECH REPUBLIC	0	196	-	0	429	-
RUSSIA FEDERATION	57	0	-100.0	175	0	-100.0
<b>-BEKICOT</b>	<b>951,495</b>	<b>915,847</b>	<b>-3.8</b>	<b>1,387,529</b>	<b>1,608,903</b>	<b>16.0</b>

TABEL 5. PERKEMBANGAN EKSPOR INDONESIA MENURUT KOMODITI DAN NEGARA TUJUAN

JENIS BARANG	BERAT BERSIH (KG)		PERUB	NILAI FOB (US \$)		PERUB
	JAN-APR 2005	JAN-APR 2006	%	JAN-APR 2005	JAN-APR 2006	%
(1)	(2)	(3)	(4)	(5)	(6)	(7)
JAPAN	5,526	0	-100.0	35,811	0	-100.0
HONG KONG	100,457	66,448	-33.9	105,696	134,531	27.3
KOREA, REPUBLIC OF	30,494	11,015	-63.9	63,052	27,911	-55.7
TAIWAN	426,942	462,682	8.4	509,955	565,570	10.9
CHINA	19,378	37,650	94.3	10,523	20,708	96.8
MACAU	342	0	-100.0	1,026	0	-100.0
THAILAND	225	162	-28.0	113	324	186.7
SINGAPORE	63,445	44,389	-30.0	162,161	108,354	-33.2
MALAYSIA	32,053	10,284	-67.9	16,579	4,811	-71.0
CYPRUS	17	0	-100.0	33	0	-100.0
SOUTH AFRICA	37,824	76,392	102.0	68,880	186,425	170.7
SAMOA	423	0	-100.0	1,380	0	-100.0
UNITED STATES	0	15,840	-	0	42,075	-
CANADA	111,558	74,874	-32.9	198,791	180,087	-9.4
UNITED KINGDOM	369	647	75.3	727	1,369	88.3
FRANCE	122,268	95,097	-22.2	212,398	293,997	38.4
BELGIUM	0	19,998	-	0	41,900	-
NORWAY	0	42	-	0	143	-
SWEDEN	26	51	96.2	62	95	53.2
PORTUGAL	8	13	62.5	17	33	94.1
GREECE	21	6	-71.4	44	16	-63.6
HUNGARY	14	53	278.6	26	114	338.5
POLAND	7	104	1,385.7	14	222	1,485.7
LITHUANIA	35	12	-65.7	136	38	-72.1
RUSSIA FEDERATION	63	88	39.7	105	180	71.4
<b>-IKAN LAINNYA</b>	<b>137,377,894</b>	<b>94,465,978</b>	<b>-31.2</b>	<b>83,034,546</b>	<b>61,459,623</b>	<b>-26.0</b>
JAPAN	2,762,182	1,989,624	-28.0	5,557,545	4,183,376	-24.7
HONG KONG	2,395,104	3,085,744	28.8	9,303,654	9,419,863	1.3
KOREA, REPUBLIC OF	6,871,029	4,129,343	-39.9	5,569,320	3,485,218	-37.4
TAIWAN	10,723,133	8,243,015	-23.1	7,925,726	6,181,836	-22.0
CHINA	53,365,757	10,370,376	-80.6	12,750,056	4,110,211	-67.8
MACAU	325	60	-81.5	3,750	1,500	-60.0
THAILAND	29,146,257	41,811,502	43.5	4,315,396	4,286,568	-0.7
SINGAPORE	13,448,255	9,749,808	-27.5	14,704,968	11,130,114	-24.3
PHILIPPINES	2,211,791	1,906,942	-13.8	1,201,286	693,658	-42.3
MALAYSIA	9,020,831	7,894,480	-12.5	6,947,138	6,134,358	-11.7
BRUNEI DARUSSALAM	14,276	0	-100.0	18,333	0	-100.0
VIET NAM	94,805	824,126	769.3	152,391	1,211,734	695.2
INDIA	1,600	0	-100.0	3,200	0	-100.0
SRI LANKA	78,327	15,025	-80.8	69,095	6,100	-91.2
IRAN (ISLAMIC REPUBLIC OF)	15,549	360	-97.7	12,266	414	-96.6
SAUDI ARABIA	139,411	660	-99.5	166,854	11,310	-93.2
KUWAIT	560	813	45.2	1,688	1,427	-15.5
JORDAN	60	3,255	5,325.0	845	42,403	4,918.1
LEBANON	111,911	209,154	86.9	77,175	160,290	107.7
YEMEN	0	15	-	0	1,508	-
OMAN	52,000	0	-100.0	18,020	0	-100.0
SYRIA ARAB REPUBLIC	525	2,604	396.0	4,279	16,726	290.9
TURKEY	49	12,139	24,673.5	868	16,994	1,857.8
UNITED ARAB EMIRATES	15,510	25,456	64.1	13,660	16,353	19.7
BAHRAIN	848	705	-16.9	2,800	2,192	-21.7
CYPRUS	961	2,215	130.5	2,989	7,000	134.2
EGYPT	34	34	0.0	1,134	27	-97.6
KENYA	0	26,500	-	0	7,950	-
REUNION	12,000	24,000	100.0	33,000	111,600	238.2
MOZAMBIQUE	87,648	0	-100.0	86,785	0	-100.0
GHANA	31,000	73,000	135.5	28,100	60,000	113.5
SEYCHELLES	0	12,506	-	0	7,086	-
SAINT HELENA	0	2,000	-	0	920	-

TABEL 5. PERKEMBANGAN EKSPOR INDONESIA MENURUT KOMODITI DAN NEGARA TUJUAN

JENIS BARANG	BERAT BERSIH (KG)		PERUB	NILAI FOB (US \$)		PERUB
	JAN-APR 2005	JAN-APR 2006	%	JAN-APR 2005	JAN-APR 2006	%
(1)	(2)	(3)	(4)	(5)	(6)	(7)
SOUTH AFRICA	102,213	159	-99.8	76,821	2,200	-97.1
MAURITIUS	65,199	12,500	-80.8	46,790	5,239	-88.8
AUSTRALIA	1,562,853	330,946	-78.8	957,803	794,081	-17.1
NEW ZEALAND	999	1,311	31.2	7,973	7,785	-2.4
COOK ISLANDS	39,000	0	-100.0	37,450	0	-100.0
FIJI	0	26,000	-	0	33,020	-
SAMOA	3,245	0	-100.0	10,576	0	-100.0
SOLOMON ISLANDS	1,120	0	-100.0	1,680	0	-100.0
EAST TIMOR	6,919	30	-99.6	5,083	2,350	-53.8
UNITED STATES	2,020,536	1,413,209	-30.1	6,237,379	4,406,986	-29.4
CANADA	28,832	39,153	35.8	161,028	120,783	-25.0
MEXICO	32,671	0	-100.0	40,867	0	-100.0
GUATEMALA	33,293	0	-100.0	31,559	0	-100.0
PANAMA	756,000	621,000	-17.9	661,700	516,660	-21.9
VENEZUELA	20	0	-100.0	936	0	-100.0
BRAZIL	1,581	608	-61.5	1,095	462	-57.8
URUGUAY	80,590	0	-100.0	13,701	0	-100.0
PERU	0	52,000	-	0	47,200	-
PUERTO RICO	141,516	32,491	-77.0	608,080	112,409	-81.5
DOMINICAN REPUBLIC	36,225	21,245	-41.4	104,005	66,673	-35.9
MARTINIQUE	33,063	12,903	-61.0	101,653	34,904	-65.7
NETHERLANDS ANTILLES	0	4,333	-	0	44,355	-
UNITED KINGDOM	309,610	357,285	15.4	633,722	669,328	5.6
NETHERLANDS	52,801	219,891	316.5	211,655	641,783	203.2
FRANCE	233,560	49,144	-79.0	497,153	179,765	-63.8
GERMANY, FED. REP. OF	176,243	68,899	-60.9	413,815	279,510	-32.5
AUSTRIA	924	3,002	224.9	13,012	18,594	42.9
BELGIUM	431,363	117,501	-72.8	945,945	372,620	-60.6
SWITZERLAND	15,056	2,495	-83.4	16,214	6,938	-57.2
DENMARK	65,141	6,769	-89.6	138,777	41,429	-70.2
NORWAY	1,741	1,125	-35.4	7,399	6,007	-18.8
SWEDEN	1,616	2,115	30.9	15,741	26,584	68.9
FINLAND	113	0	-100.0	146	0	-100.0
IRELAND	24,560	0	-100.0	80,910	0	-100.0
ITALY	82,567	356,245	331.5	215,267	813,182	277.8
SPAIN	45,607	77,086	69.0	112,927	166,427	47.4
PORTUGAL	4,207	12,843	205.3	5,338	39,359	637.3
GREECE	41,490	14,635	-64.7	120,015	11,899	-90.1
HUNGARY	3,669	3,040	-17.1	7,231	6,150	-15.0
POLAND	329,104	144,168	-56.2	1,471,598	499,583	-66.1
BULGARIA	0	160	-	0	1,000	-
KAZAKHSTAN	120	0	-100.0	654	0	-100.0
UKRAINE	479	216	-54.9	563	724	28.6
LITHUANIA	274	245	-10.6	701	1,019	45.4
ESTONIA	148	36,064	24,267.6	172	127,666	74,124.4
GEORGIA	0	500	-	0	3,731	-
MALTA	275	592	115.3	1,271	3,143	147.3
SLOVENIA	304	0	-100.0	2,021	0	-100.0
CZECH REPUBLIC	2,000	2,037	1.9	11,913	16,868	41.6
RUSSIA FEDERATION	7,309	6,572	-10.1	31,886	22,471	-29.5
<b>-BIJI BUNGA</b>	<b>256,195</b>	<b>41,157</b>	<b>-83.9</b>	<b>760,771</b>	<b>872,151</b>	<b>14.6</b>
KOREA, REPUBLIC OF	300	0	-100.0	300	0	-100.0
TAIWAN	93,500	37,880	-59.5	63,640	26,572	-58.3
CHINA	162,000	0	-100.0	35,640	0	-100.0
SINGAPORE	63	176	179.4	132,590	321,548	142.5
MALAYSIA	0	2,833	-	0	6,075	-
UNITED STATES	26	0	-100.0	18,567	0	-100.0
UNITED KINGDOM	35	24	-31.4	73,704	64,647	-12.3
NETHERLANDS	217	189	-12.9	405,825	411,744	1.5

TABEL 5. PERKEMBANGAN EKSPOR INDONESIA MENURUT KOMODITI DAN NEGARA TUJUAN

JENIS BARANG	BERAT BERSIH (KG)		PERUB	NILAI FOB (US \$)		PERUB
	JAN-APR 2005	JAN-APR 2006	%	JAN-APR 2005	JAN-APR 2006	%
(1)	(2)	(3)	(4)	(5)	(6)	(7)
FRANCE	54	51	-5.6	30,505	20,464	-32.9
DENMARK	0	4	-	0	21,101	-
<b>-BIJI KAPAS</b>	<b>581,480</b>	<b>202,254</b>	<b>-65.2</b>	<b>96,263</b>	<b>27,842</b>	<b>-71.1</b>
KOREA, REPUBLIC OF	423,980	0	-100.0	71,738	0	-100.0
TAIWAN	157,500	202,254	28.4	24,525	27,842	13.5
<b>-BIJI LAINNYA</b>	<b>26,606,489</b>	<b>55,869,837</b>	<b>110.0</b>	<b>6,754,160</b>	<b>11,136,876</b>	<b>64.9</b>
JAPAN	22,761	245,541	978.8	9,596	254,229	2,549.3
HONG KONG	388,210	70,068	-82.0	241,826	60,089	-75.2
KOREA, REPUBLIC OF	2,453	83,261	3,294.3	14,281	31,771	122.5
TAIWAN	49,087	346,660	606.2	30,171	165,938	450.0
CHINA	160,165	259,759	62.2	101,987	359,137	252.1
THAILAND	57,155	19,897,330	34,712.9	124,444	562,953	352.4
SINGAPORE	226,348	229,606	1.4	129,639	349,542	169.6
PHILIPPINES	185,424	52,940	-71.5	84,168	20,043	-76.2
MALAYSIA	14,995,573	33,383,014	122.6	3,741,331	7,955,936	112.7
BRUNEI DARUSSALAM	19,041	93,689	392.0	27,542	93,154	238.2
VIET NAM	321,763	840,849	161.3	309,882	690,188	122.7
MALDIVES	0	43	-	0	240	-
INDIA	783,916	157,405	-79.9	793,167	194,463	-75.5
PAKISTAN	120	899	649.2	540	1,723	219.1
SAUDI ARABIA	15,979	2,615	-83.6	9,130	1,679	-81.6
JORDAN	44,400	99,681	124.5	78,600	160,730	104.5
UNITED ARAB EMIRATES	9,423	10,597	12.5	27,779	9,500	-65.8
MOROCCO	6,119	0	-100.0	7,322	0	-100.0
CAMEROON	225	0	-100.0	40,500	0	-100.0
MAURITIUS	0	791	-	0	18,005	-
AUSTRALIA	22,103	16,436	-25.6	48,026	27,549	-42.6
VANUATU	0	268	-	0	149	-
EAST TIMOR	32,542	12,789	-60.7	17,017	10,716	-37.0
UNITED STATES	2,308	23,922	936.5	7,135	78,342	998.0
CANADA	0	404	-	0	105	-
UNITED KINGDOM	18	0	-100.0	2	0	-100.0
NETHERLANDS	29,225	13,331	-54.4	51,659	38,550	-25.4
FRANCE	0	325	-	0	306	-
GERMANY, FED. REP. OF	0	2,521	-	0	10,058	-
BELGIUM	0	17,000	-	0	31,110	-
ITALY	9,232,131	1	-100.0	858,416	7	-100.0
SPAIN	0	5	-	0	12	-
PORTUGAL	0	8,087	-	0	10,652	-
<b>BULU BEBEK</b>	<b>190,067</b>	<b>88,461</b>	<b>-53.5</b>	<b>163,094</b>	<b>89,987</b>	<b>-44.8</b>
TAIWAN	183,100	87,058	-52.5	142,740	83,921	-41.2
INDIA	266	0	-100.0	2,292	0	-100.0
AUSTRALIA	186	0	-100.0	47	0	-100.0
NEW ZEALAND	3	0	-100.0	32	0	-100.0
GUAM	0	28	-	0	85	-
NETHERLANDS	6,069	0	-100.0	16,283	0	-100.0
FRANCE	110	0	-100.0	143	0	-100.0
GERMANY, FED. REP. OF	303	0	-100.0	615	0	-100.0
ITALY	30	0	-100.0	942	0	-100.0
SPAIN	0	149	-	0	871	-
YUGOSLAVIA	0	98	-	0	177	-
RUSSIA FEDERATION	0	1,128	-	0	4,933	-
<b>DAMAR DAN GETAH DAMAR</b>	<b>8,887,767</b>	<b>8,313,323</b>	<b>-6.5</b>	<b>4,349,229</b>	<b>6,078,055</b>	<b>39.8</b>
JAPAN	218,944	422,400	92.9	111,818	311,317	178.4
KOREA, REPUBLIC OF	474,000	287,999	-39.2	230,685	197,626	-14.3
TAIWAN	767,996	401,721	-47.7	373,705	286,319	-23.4
CHINA	133,200	18,000	-86.5	64,824	16,767	-74.1
THAILAND	38,399	156,250	306.9	19,034	120,199	531.5
SINGAPORE	0	45,620	-	0	95,623	-

TABEL 5. PERKEMBANGAN EKSPOR INDONESIA MENURUT KOMODITI DAN NEGARA TUJUAN

JENIS BARANG	BERAT BERSIH (KG)		PERUB	NILAI FOB (US \$)		PERUB
	JAN-APR 2005	JAN-APR 2006	%	JAN-APR 2005	JAN-APR 2006	%
(1)	(2)	(3)	(4)	(5)	(6)	(7)
PHILIPPINES	0	115,200	-	0	95,232	-
MALAYSIA	38,400	53,400	39.1	18,694	49,230	163.4
INDIA	1,831,194	1,798,698	-1.8	894,588	1,380,919	54.4
PAKISTAN	729,600	788,000	8.0	362,222	497,422	37.3
BANGLADESH	184,122	192,000	4.3	86,224	136,704	58.6
SRI LANKA	16,800	15,000	-10.7	3,790	8,400	121.6
SAUDI ARABIA	19,200	19,200	0.0	9,344	18,624	99.3
TURKEY	96,000	153,600	60.0	46,157	101,299	119.5
SOUTH AFRICA	56,400	38,400	-31.9	27,448	35,770	30.3
NEW ZEALAND	19,200	57,600	200.0	9,344	55,872	498.0
UNITED STATES	155,520	102,240	-34.3	75,687	99,173	31.0
COLOMBIA	249,600	268,800	7.7	121,474	194,774	60.3
ECUADOR	57,600	19,200	-66.7	28,032	10,656	-62.0
NETHERLANDS	1,151,997	1,228,798	6.7	563,171	841,698	49.5
FRANCE	863,999	96,000	-88.9	423,601	51,840	-87.8
GERMANY, FED. REP. OF	403,199	537,599	33.3	197,266	403,555	104.6
BELGIUM	287,999	172,800	-40.0	141,893	93,312	-34.2
ITALY	38,400	364,799	850.0	19,034	255,534	1,242.5
SPAIN	38,400	134,400	250.0	18,688	72,576	288.4
PORTUGAL	288,000	499,199	73.3	140,162	438,334	212.7
POLAND	710,398	326,400	-54.1	353,000	209,280	-40.7
ROMANIA	19,200	0	-100.0	9,344	0	-100.0
<b>KOPAL DAN LAIN-LAIN</b>	<b>9,642,994</b>	<b>9,410,592</b>	<b>-2.4</b>	<b>5,344,490</b>	<b>6,627,393</b>	<b>24.0</b>
JAPAN	571,309	606,111	6.1	542,075	715,990	32.1
HONG KONG	82,388	163,073	97.9	107,045	344,204	221.6
KOREA, REPUBLIC OF	48,136	59,150	22.9	55,846	67,781	21.4
TAIWAN	466,769	242,079	-48.1	240,476	125,640	-47.8
CHINA	167,040	207,547	24.3	165,927	146,536	-11.7
THAILAND	20,020	97,451	386.8	20,514	92,186	349.4
SINGAPORE	1,051,050	725,159	-31.0	1,168,223	733,188	-37.2
PHILIPPINES	131,969	44,200	-66.5	32,821	33,950	3.4
MALAYSIA	409,924	163,221	-60.2	212,811	121,185	-43.1
VIET NAM	259,709	58,933	-77.3	67,650	51,153	-24.4
INDIA	3,105,454	3,977,061	28.1	1,253,018	2,503,336	99.8
PAKISTAN	280,400	418,090	49.1	108,519	201,759	85.9
BANGLADESH	1,547,695	1,232,180	-20.4	257,425	225,141	-12.5
SRI LANKA	222,075	192,099	-13.5	81,273	79,476	-2.2
IRAN (ISLAMIC REPUBLIC OF)	0	38,400	-	0	35,770	-
SAUDI ARABIA	251,737	150,050	-40.4	121,996	81,145	-33.5
JORDAN	20,250	0	-100.0	9,618	0	-100.0
LEBANON	11,820	0	-100.0	5,614	0	-100.0
YEMEN	40,190	0	-100.0	11,834	0	-100.0
SYRIA ARAB REPUBLIC	0	48,500	-	0	49,953	-
UNITED ARAB EMIRATES	216,708	147,793	-31.8	117,884	67,785	-42.5
EGYPT	79,000	75,300	-4.7	73,445	36,367	-50.5
ALGERIA	60,000	94,400	57.3	76,200	65,980	-13.4
MOZAMBIQUE	82,430	0	-100.0	39,120	0	-100.0
NIGERIA	0	18,000	-	0	15,300	-
GABON	164	0	-100.0	151	0	-100.0
BENIN	0	20,800	-	0	8,980	-
AUSTRALIA	154,000	0	-100.0	17,710	0	-100.0
NEW CALEDONIA	26	0	-100.0	69	0	-100.0
EAST TIMOR	2	0	-100.0	3	0	-100.0
UNITED STATES	60,554	52,679	-13.0	45,468	70,574	55.2
CANADA	0	21,880	-	0	6,000	-
ARGENTINA	74	0	-100.0	192	0	-100.0
BRAZIL	825	900	9.1	6,188	7,600	22.8
COLOMBIA	40	0	-100.0	40	0	-100.0
UNITED KINGDOM	15,144	13,724	-9.4	14,033	13,737	-2.1

TABEL 5. PERKEMBANGAN EKSPOR INDONESIA MENURUT KOMODITI DAN NEGARA TUJUAN

JENIS BARANG	BERAT BERSIH (KG)		PERUB	NILAI FOB (US \$)		PERUB
	JAN-APR 2005	JAN-APR 2006	%	JAN-APR 2005	JAN-APR 2006	%
(1)	(2)	(3)	(4)	(5)	(6)	(7)
NETHERLANDS	0	12,500	-	0	9,375	-
FRANCE	54,460	35,037	-35.7	96,476	69,981	-27.5
GERMANY, FED. REP. OF	122,996	373,875	204.0	109,148	314,239	187.9
AUSTRIA	25	0	-100.0	45	0	-100.0
BELGIUM	22,000	0	-100.0	82,500	0	-100.0
SWEDEN	37	0	-100.0	96	0	-100.0
ITALY	83,400	98,400	18.0	199,854	302,682	51.5
SPAIN	3,035	22,000	624.9	2,796	30,400	987.3
HUNGARY	139	0	-100.0	387	0	-100.0
<b>SAYUR-SAYURAN</b>	<b>15,920,139</b>	<b>21,753,557</b>	<b>36.6</b>	<b>6,018,321</b>	<b>8,216,526</b>	<b>36.5</b>
JAPAN	1,634,052	1,302,971	-20.3	1,528,326	1,399,264	-8.4
HONG KONG	43,315	7,046	-83.7	43,617	23,738	-45.6
KOREA, REPUBLIC OF	2,266	19,292	751.4	5,060	93,819	1,754.1
TAIWAN	201,500	146,041	-27.5	81,638	33,071	-59.5
CHINA	361,164	0	-100.0	168,250	0	-100.0
THAILAND	137,153	72,851	-46.9	61,352	38,878	-36.6
SINGAPORE	4,453,887	7,632,540	71.4	1,113,783	2,161,837	94.1
PHILIPPINES	1,040,257	1,781,077	71.2	481,877	722,566	50.0
MALAYSIA	7,227,333	9,565,827	32.4	1,713,351	2,921,039	70.5
BRUNEI DARUSSALAM	11,702	16,326	39.5	23,441	49,457	111.0
NEPAL	27,000	0	-100.0	27,181	0	-100.0
INDIA	26,881	311,741	1,059.7	24,900	150,762	505.5
PAKISTAN	0	406,696	-	0	173,816	-
SAUDI ARABIA	35,015	61,499	75.6	17,834	62,224	248.9
KUWAIT	0	1,572	-	0	2,147	-
UNITED ARAB EMIRATES	18,001	50,668	181.5	3,171	39,416	1,143.0
AUSTRALIA	5,087	4,133	-18.8	8,770	7,181	-18.1
NEW ZEALAND	0	45	-	0	69	-
CHRISTMAS ISLANDS	0	1,379	-	0	2,930	-
EAST TIMOR	6,011	10,881	81.0	2,529	4,331	71.3
UNITED STATES	630,930	171,006	-72.9	655,502	193,099	-70.5
UNITED KINGDOM	20	0	-100.0	9	0	-100.0
NETHERLANDS	58,565	140,785	140.4	57,730	102,120	76.9
FRANCE	0	49,031	-	0	33,857	-
GERMANY, FED. REP. OF	0	150	-	0	905	-
<b>BUAH-BUAHAN</b>	<b>57,170,308</b>	<b>73,764,818</b>	<b>29.0</b>	<b>27,148,139</b>	<b>34,343,961</b>	<b>26.5</b>
JAPAN	122,377	32,102	-73.8	165,314	13,591	-91.8
HONG KONG	3,094,880	776,296	-74.9	3,066,708	596,585	-80.6
KOREA, REPUBLIC OF	164,918	54,309	-67.1	93,379	49,857	-46.6
TAIWAN	155,480	77,253	-50.3	81,470	23,320	-71.4
CHINA	2,994,585	2,009,844	-32.9	1,857,765	1,268,648	-31.7
THAILAND	72,515	40,977	-43.5	42,792	31,702	-25.9
SINGAPORE	316,362	2,072,607	555.1	268,208	956,438	256.6
PHILIPPINES	179,095	81,706	-54.4	15,077	6,298	-58.2
MALAYSIA	1,633,982	1,067,363	-34.7	634,770	344,141	-45.8
BRUNEI DARUSSALAM	2,873	1,759	-38.8	5,603	5,350	-4.5
NEPAL	1,357,200	2,758,666	103.3	503,273	1,058,512	110.3
VIET NAM	1,485,077	121,337	-91.8	1,507,912	95,223	-93.7
MALDIVES	82	0	-100.0	1,485	0	-100.0
INDIA	16,067,889	36,079,264	124.5	6,743,754	15,594,832	131.3
PAKISTAN	16,601,084	23,706,635	42.8	8,103,871	11,941,549	47.4
BANGLADESH	10,748,237	1,717,463	-84.0	2,848,835	854,525	-70.0
SRI LANKA	0	18,005	-	0	6,383	-
IRAN (ISLAMIC REPUBLIC OF)	1,183,520	2,119,260	79.1	413,769	681,533	64.7
SAUDI ARABIA	332,859	277,064	-16.8	179,346	160,837	-10.3
KUWAIT	6,704	16,496	146.1	4,621	20,107	335.1
UNITED ARAB EMIRATES	517,298	459,253	-11.2	408,643	356,105	-12.9
QATAR	6,088	5,804	-4.7	3,047	4,526	48.5
EGYPT	3,052	0	-100.0	3,280	0	-100.0



TABEL 5. PERKEMBANGAN EKSPOR INDONESIA MENURUT KOMODITI DAN NEGARA TUJUAN

JENIS BARANG	BERAT BERSIH (KG)		PERUB	NILAI FOB (US \$)		PERUB
	JAN-APR 2005	JAN-APR 2006	%	JAN-APR 2005	JAN-APR 2006	%
(1)	(2)	(3)	(4)	(5)	(6)	(7)
MAURITIUS	1,000	0	-100.0	561	0	-100.0
AUSTRALIA	1,893	254	-86.6	8,169	152	-98.1
COOK ISLANDS	0	179	-	0	353	-
FIJI	403	0	-100.0	144	0	-100.0
EAST TIMOR	10,805	941	-91.3	2,597	308	-88.1
UNITED STATES	8,035	65,949	720.8	62,764	80,757	28.7
NETHERLANDS	63,546	112,670	77.3	83,168	126,892	52.6
FRANCE	25,713	15,209	-40.9	34,979	26,909	-23.1
GERMANY, FED. REP. OF	460	24,014	5,120.4	1,134	17,411	1,435.4
AUSTRIA	16	0	-100.0	40	0	-100.0
BELGIUM	1,062	12,039	1,033.6	550	7,383	1,242.4
NORWAY	16	0	-100.0	256	0	-100.0
SPAIN	0	572	-	0	1,656	-
BULGARIA	0	39,528	-	0	12,078	-
MALTA	11,202	0	-100.0	855	0	-100.0
<b>KULIT KERANG DAN LAIN-LAIN</b>	<b>1,723,855</b>	<b>2,007,114</b>	<b>16.4</b>	<b>708,696</b>	<b>1,027,784</b>	<b>45.0</b>
JAPAN	247,899	151,747	-38.8	76,023	96,608	27.1
HONG KONG	108,065	69,458	-35.7	50,004	16,641	-66.7
KOREA, REPUBLIC OF	16,115	10,249	-36.4	14,985	45,373	202.8
TAIWAN	8,621	102	-98.8	14,214	523	-96.3
CHINA	1,189,496	1,470,848	23.7	316,867	454,030	43.3
THAILAND	14,118	39,066	176.7	2,668	101,801	3,715.6
SINGAPORE	16,039	8,788	-45.2	73,456	15,237	-79.3
PHILIPPINES	0	46,000	-	0	3,000	-
MALAYSIA	0	599	-	0	859	-
VIET NAM	20,408	160,292	685.4	27,503	80,233	191.7
INDIA	38,043	16,837	-55.7	13,119	4,298	-67.2
PAKISTAN	0	5,005	-	0	7,500	-
TURKEY	0	1,335	-	0	4,245	-
CONGO	0	1	-	0	39	-
SOUTH AFRICA	0	297	-	0	594	-
AUSTRALIA	28,396	11	-100.0	32,625	111	-99.7
NEW ZEALAND	208	101	-51.4	800	290	-63.8
NEW CALEDONIA	48	0	-100.0	42	0	-100.0
FIJI	3	0	-100.0	8	0	-100.0
UNITED STATES	22	412	1,772.7	36	840	2,233.3
CANADA	0	375	-	0	1,330	-
BRAZIL	114	120	5.3	175	189	8.0
PUERTO RICO	152	0	-100.0	324	0	-100.0
COSTA RICA	455	0	-100.0	531	0	-100.0
FRENCH POLYNESIA	431	0	-100.0	757	0	-100.0
NETHERLANDS	249	0	-100.0	393	0	-100.0
FRANCE	4,071	166	-95.9	8,056	305	-96.2
GERMANY, FED. REP. OF	950	8,512	796.0	5,414	4,313	-20.3
BELGIUM	4,415	0	-100.0	6,610	0	-100.0
NORWAY	187	0	-100.0	1,832	0	-100.0
SWEDEN	0	79	-	0	449	-
IRELAND	0	8	-	0	51	-
ITALY	25,047	16,290	-35.0	61,647	186,783	203.0
SPAIN	231	212	-8.2	531	1,443	171.8
GREECE	0	20	-	0	266	-
BULGARIA	72	0	-100.0	76	0	-100.0
CROATIA	0	66	-	0	213	-
SLOVENIA	0	118	-	0	220	-
<b>TANAMAN OBAT</b>	<b>3,225,272</b>	<b>1,627,983</b>	<b>-49.5</b>	<b>2,409,404</b>	<b>1,742,714</b>	<b>-27.7</b>
JAPAN	16,540	18,523	12.0	78,538	87,362	11.2
HONG KONG	359,501	47,815	-86.7	110,951	25,056	-77.4
KOREA, REPUBLIC OF	28,121	12,068	-57.1	18,960	17,365	-8.4
TAIWAN	1,389,830	532,848	-61.7	624,108	189,043	-69.7

TABEL 5. PERKEMBANGAN EKSPOR INDONESIA MENURUT KOMODITI DAN NEGARA TUJUAN

JENIS BARANG	BERAT BERSIH (KG)		PERUB	NILAI FOB (US \$)		PERUB
	JAN-APR 2005	JAN-APR 2006	%	JAN-APR 2005	JAN-APR 2006	%
(1)	(2)	(3)	(4)	(5)	(6)	(7)
CHINA	265,575	42,500	-84.0	54,115	17,000	-68.6
THAILAND	39,240	572	-98.5	52,052	5,490	-89.5
SINGAPORE	482,844	439,512	-9.0	609,982	710,303	16.5
MALAYSIA	51,605	24,014	-53.5	91,768	15,722	-82.9
VIET NAM	53,260	0	-100.0	15,841	0	-100.0
INDIA	74,176	51,115	-31.1	48,606	92,398	90.1
PAKISTAN	49,000	0	-100.0	9,162	0	-100.0
SRI LANKA	530	0	-100.0	4,394	0	-100.0
SAUDI ARABIA	206,425	207,167	0.4	123,131	287,417	133.4
YEMEN	0	3,000	-	0	900	-
TURKEY	159	0	-100.0	4,336	0	-100.0
UNITED ARAB EMIRATES	77,742	77,704	-0.1	32,441	32,030	-1.3
SUDAN	0	38,000	-	0	13,663	-
BENIN	0	38,000	-	0	7,600	-
AUSTRALIA	50	0	-100.0	1,108	0	-100.0
NEW CALEDONIA	0	47	-	0	120	-
UNITED STATES	5,313	420	-92.1	133,482	1,560	-98.8
CANADA	408	100	-75.5	9,085	150	-98.4
PANAMA	20	0	-100.0	909	0	-100.0
SURINAME	125	0	-100.0	1,987	0	-100.0
BRAZIL	107	0	-100.0	2,293	0	-100.0
NETHERLANDS	673	6,679	892.4	8,696	11,021	26.7
FRANCE	11,634	2,484	-78.7	117,529	68,400	-41.8
GERMANY, FED. REP. OF	35,000	49,105	40.3	53,977	78,574	45.6
SWITZERLAND	1,247	0	-100.0	36,118	0	-100.0
SWEDEN	0	19,000	-	0	3,800	-
ITALY	7,000	0	-100.0	9,584	0	-100.0
GREECE	605	0	-100.0	15,766	0	-100.0
LITHUANIA	6,432	0	-100.0	8,362	0	-100.0
LATVIA	32,020	0	-100.0	45,561	0	-100.0
RUSSIA FEDERATION	30,090	17,310	-42.5	86,562	77,740	-10.2
<b>-GANGGANG LAUT</b>	<b>18,579,813</b>	<b>24,134,457</b>	<b>29.9</b>	<b>9,998,273</b>	<b>11,866,781</b>	<b>18.7</b>
JAPAN	33,000	80,793	144.8	710,110	910,764	28.3
HONG KONG	2,048,699	4,946,847	141.5	634,132	1,384,591	118.3
KOREA, REPUBLIC OF	1,774,124	1,658,285	-6.5	1,037,173	930,293	-10.3
TAIWAN	118,572	49,958	-57.9	22,277	13,484	-39.5
CHINA	5,221,731	8,895,396	70.4	1,587,443	2,480,916	56.3
THAILAND	165,262	26,000	-84.3	119,756	17,420	-85.5
SINGAPORE	5,356	33,444	524.4	7,046	92,010	1,205.9
PHILIPPINES	1,308,278	1,579,935	20.8	761,810	757,800	-0.5
MALAYSIA	58,526	232,179	296.7	35,127	191,379	444.8
VIET NAM	78,000	506,735	549.7	85,344	242,142	183.7
UNITED ARAB EMIRATES	0	137	-	0	328	-
MOROCCO	115,350	0	-100.0	436,438	0	-100.0
TUNISIA	443,099	342,150	-22.8	263,010	201,005	-23.6
MADAGASCAR	25,000	0	-100.0	5,000	0	-100.0
SOUTH AFRICA	8,000	0	-100.0	11,200	0	-100.0
AUSTRALIA	144,000	145,000	0.7	153,450	321,050	109.2
NEW ZEALAND	18,000	0	-100.0	11,700	0	-100.0
UNITED STATES	726,750	1,458,472	100.7	614,183	1,181,323	92.3
CANADA	0	220,500	-	0	122,500	-
MEXICO	44,000	0	-100.0	24,200	0	-100.0
PANAMA	0	14,000	-	0	9,100	-
CURACAO	104,500	0	-100.0	70,732	0	-100.0
CHILE	702,245	329,344	-53.1	272,144	183,523	-32.6
ARGENTINA	24,000	175,000	629.2	9,600	61,250	538.0
BRAZIL	540,701	557,217	3.1	273,460	323,573	18.3
UNITED KINGDOM	244,725	238,600	-2.5	372,728	590,740	58.5
NETHERLANDS	0	40,000	-	0	148,000	-

TABEL 5. PERKEMBANGAN EKSPOR INDONESIA MENURUT KOMODITI DAN NEGARA TUJUAN

JENIS BARANG	BERAT BERSIH (KG)		PERUB	NILAI FOB (US \$)		PERUB
	JAN-APR 2005	JAN-APR 2006	%	JAN-APR 2005	JAN-APR 2006	%
(1)	(2)	(3)	(4)	(5)	(6)	(7)
FRANCE	1,124,040	144,000	-87.2	240,972	93,600	-61.2
GERMANY, FED. REP. OF	385,080	125,000	-67.5	402,594	255,600	-36.5
BELGIUM	84,000	104,000	23.8	86,100	204,300	137.3
DENMARK	1,788,311	529,120	-70.4	1,061,548	238,110	-77.6
SPAIN	1,137,384	1,510,345	32.8	603,390	662,410	9.8
PORTUGAL	67,080	129,000	92.3	42,556	39,570	-7.0
POLAND	21,000	21,000	0.0	13,650	73,500	438.5
LITHUANIA	21,000	42,000	100.0	29,400	136,500	364.3
<b>-IJUK DAN SEBANGSANYA</b>	<b>5,749,808</b>	<b>6,395,057</b>	<b>11.2</b>	<b>826,367</b>	<b>1,009,113</b>	<b>22.1</b>
JAPAN	1,148	0	-100.0	3,104	0	-100.0
TAIWAN	34,293	29,697	-13.4	25,187	25,083	-0.4
CHINA	11,823	12,505	5.8	27,515	27,963	1.6
THAILAND	0	9,150	-	0	2,663	-
SINGAPORE	12,000	66,066	450.6	10,686	35,046	228.0
MALAYSIA	75,411	111,191	47.5	6,971	24,746	255.0
INDIA	149,000	23,000	-84.6	17,780	2,690	-84.9
PAKISTAN	5,345,174	6,085,625	13.9	676,424	795,519	17.6
JORDAN	0	8,625	-	0	4,140	-
SOUTH AFRICA	2	0	-100.0	9	0	-100.0
COOK ISLANDS	1	0	-100.0	3	0	-100.0
UNITED STATES	100,000	0	-100.0	16,000	0	-100.0
UNITED KINGDOM	756	13,200	1,646.0	2,718	29,730	993.8
NETHERLANDS	7,200	10,000	38.9	15,270	19,582	28.2
GERMANY, FED. REP. OF	13,000	12,999	0.0	24,700	19,215	-22.2
BELGIUM	0	12,999	-	0	22,736	-
<b>-LAINNYA</b>	<b>3,267,062</b>	<b>3,804,456</b>	<b>16.5</b>	<b>1,252,097</b>	<b>1,499,797</b>	<b>19.8</b>
JAPAN	34,490	16,421	-52.4	118,558	8,794	-92.6
HONG KONG	41,019	0	-100.0	11,846	0	-100.0
KOREA, REPUBLIC OF	3,640	39,724	991.3	8,109	17,691	118.2
TAIWAN	1,741,887	2,350,736	35.0	569,273	920,109	61.6
CHINA	385,859	708,830	83.7	39,799	93,009	133.7
THAILAND	996	6,979	600.7	5,972	2,192	-63.3
SINGAPORE	360,362	14,726	-95.9	65,606	2,973	-95.5
PHILIPPINES	132,800	0	-100.0	15,900	0	-100.0
MALAYSIA	144,058	149,021	3.5	52,004	56,649	8.9
MALDIVES	0	135	-	0	196	-
INDIA	41,807	12	-100.0	19,702	14	-99.9
SAUDI ARABIA	53,342	65,649	23.1	11,805	18,008	52.6
OMAN	0	250	-	0	606	-
TURKEY	343	4,950	1,343.2	1,062	1,672	57.4
UNITED ARAB EMIRATES	1,700	0	-100.0	4,200	0	-100.0
BAHRAIN	0	30,000	-	0	2,421	-
EGYPT	21	0	-100.0	57	0	-100.0
REUNION	344	617	79.4	665	870	30.8
NIGERIA	140,000	75,000	-46.4	53,900	30,375	-43.7
GABON	438	0	-100.0	1,720	0	-100.0
SEYCHELLES	20	0	-100.0	20	0	-100.0
SOUTH AFRICA	420	417	-0.7	314	663	111.2
MAURITIUS	0	12,058	-	0	1,865	-
AUSTRALIA	83,900	81,396	-3.0	72,107	65,178	-9.6
NEW ZEALAND	77	924	1,100.0	141	1,661	1,078.0
GUAM	170	413	142.9	425	1,950	358.8
NEW CALEDONIA	0	88	-	0	911	-
NORTHERN MARIANA ISLANDS	0	143	-	0	233	-
VANUATU	0	535	-	0	221	-
MARSHALL ISLANDS	0	338	-	0	23	-
UNITED STATES	36,013	51,280	42.4	84,886	121,020	42.6
CANADA	85	8,884	10,351.8	259	13,117	4,964.5
MEXICO	1,757	0	-100.0	3,877	0	-100.0

TABEL 5. PERKEMBANGAN EKSPOR INDONESIA MENURUT KOMODITI DAN NEGARA TUJUAN

JENIS BARANG	BERAT BERSIH (KG)		PERUB	NILAI FOB (US \$)		PERUB
	JAN-APR 2005	JAN-APR 2006	%	JAN-APR 2005	JAN-APR 2006	%
(1)	(2)	(3)	(4)	(5)	(6)	(7)
BRAZIL	0	131	-	0	324	-
COLOMBIA	1,182	0	-100.0	767	0	-100.0
URUGUAY	0	864	-	0	462	-
BAHAMAS	0	4,038	-	0	1,360	-
COSTA RICA	0	22	-	0	15	-
CAYMAN ISLANDS	160	0	-100.0	1,300	0	-100.0
UNITED KINGDOM	4,006	4,938	23.3	6,153	10,556	71.6
NETHERLANDS	2,792	727	-74.0	4,230	1,131	-73.3
FRANCE	8,676	2,974	-65.7	44,835	1,512	-96.6
GERMANY, FED. REP. OF	8,802	2,849	-67.6	5,405	6,197	14.7
AUSTRIA	95	2	-97.9	241	13	-94.6
BELGIUM	14,245	73,686	417.3	1,497	8,953	498.1
SWITZERLAND	319	3,237	914.7	5,074	2,849	-43.9
DENMARK	771	5,641	631.7	1,053	3,597	241.6
NORWAY	4,270	0	-100.0	10,790	0	-100.0
SWEDEN	3	0	-100.0	3	0	-100.0
FINLAND	0	817	-	0	458	-
ITALY	6,868	12,159	77.0	7,395	18,856	155.0
SPAIN	7,425	487	-93.4	14,989	803	-94.6
PORTUGAL	277	5,132	1,752.7	350	23,243	6,540.9
GREECE	900	48,798	5,322.0	2,015	38,644	1,817.8
HUNGARY	66	4,000	5,960.6	71	1,725	2,329.6
POLAND	657	10,976	1,570.6	3,722	10,230	174.9
CROATIA	0	33	-	0	507	-
SLOVENIA	0	1,115	-	0	1,811	-
CZECH REPUBLIC	0	2,304	-	0	4,130	-
<b>-MUTIARA</b>	<b>390</b>	<b>310</b>	<b>-20.5</b>	<b>3,314,141</b>	<b>2,714,672</b>	<b>-18.1</b>
JAPAN	216	173	-19.9	2,001,179	1,415,613	-29.3
HONG KONG	1	13	1,200.0	121	51,143	42,166.9
KOREA, REPUBLIC OF	0	3	-	0	44,373	-
CHINA	0	1	-	0	310	-
SINGAPORE	23	44	91.3	43,449	22,037	-49.3
AUSTRALIA	146	76	-48.0	1,269,360	1,181,196	-7.0
BERMUDA	4	0	-100.0	32	0	-100.0
<b>-LAINNYA</b>	<b>47,808,644</b>	<b>49,984,839</b>	<b>4.6</b>	<b>27,695,596</b>	<b>24,599,995</b>	<b>-11.2</b>
JAPAN	4,617,974	3,831,828	-17.0	2,385,527	3,763,112	57.8
HONG KONG	528,411	1,290,998	144.3	512,833	1,331,126	159.6
KOREA, REPUBLIC OF	3,316,136	3,622,842	9.3	1,466,938	1,394,281	-5.0
TAIWAN	909,051	809,999	-10.9	371,888	357,536	-3.9
CHINA	1,012,336	965,779	-4.6	418,011	481,605	15.2
THAILAND	25,085	119,888	377.9	85,336	152,124	78.3
SINGAPORE	10,685,639	5,855,910	-45.2	12,302,816	5,571,394	-54.7
PHILIPPINES	5,989,459	14,028,027	134.2	1,616,164	1,704,179	5.5
MALAYSIA	16,333,910	16,207,275	-0.8	2,870,318	3,688,942	28.5
BRUNEI DARUSSALAM	16,058	252	-98.4	4,181	304	-92.7
VIET NAM	9,490	508,053	5,253.6	30,635	104,623	241.5
MALDIVES	37	20,005	53,967.6	198	14,435	7,190.4
INDIA	2,441,205	212,955	-91.3	1,475,459	135,114	-90.8
PAKISTAN	33,825	7,147	-78.9	27,532	6,081	-77.9
SRI LANKA	7,457	20,000	168.2	36,220	6,598	-81.8
IRAN (ISLAMIC REPUBLIC OF)	148,720	136	-99.9	51,480	201	-99.6
SAUDI ARABIA	18,201	1,050	-94.2	40,125	6,328	-84.2
KUWAIT	37,676	25,377	-32.6	8,159	13,384	64.0
JORDAN	953	0	-100.0	2,683	0	-100.0
LEBANON	0	415	-	0	1,681	-
YEMEN	0	6,814	-	0	4,310	-
TURKEY	5,687	18,184	219.8	37,800	12,503	-66.9
UNITED ARAB EMIRATES	49,438	4,893	-90.1	63,120	9,148	-85.5
BAHRAIN	78	32	-59.0	468	117	-75.0

TABEL 5. PERKEMBANGAN EKSPOR INDONESIA MENURUT KOMODITI DAN NEGARA TUJUAN

JENIS BARANG	BERAT BERSIH (KG)		PERUB	NILAI FOB (US \$)		PERUB
	JAN-APR 2005	JAN-APR 2006	%	JAN-APR 2005	JAN-APR 2006	%
(1)	(2)	(3)	(4)	(5)	(6)	(7)
CYPRUS	19,841	249	-98.8	4,285	858	-80.0
EGYPT	273	0	-100.0	551	0	-100.0
MOROCCO	15,605	7,575	-51.5	14,043	7,575	-46.1
TUNISIA	26	0	-100.0	36	0	-100.0
REUNION	1,367	261	-80.9	375	155	-58.7
DJIBOUTI	600	0	-100.0	600	0	-100.0
SOUTH AFRICA	10,518	5,276	-49.8	18,871	6,891	-63.5
MAURITIUS	538	193	-64.1	2,482	1,161	-53.2
AUSTRALIA	45,942	44,157	-3.9	170,652	131,827	-22.8
NEW ZEALAND	1,474	25,678	1,642.1	2,802	15,215	443.0
GUAM	0	25	-	0	76	-
NEW CALEDONIA	13	0	-100.0	19	0	-100.0
FIJI	9,400	0	-100.0	33,432	0	-100.0
TONGA	1,162	0	-100.0	614	0	-100.0
EAST TIMOR	0	1,110	-	0	1,808	-
UNITED STATES	701,167	1,119,171	59.6	1,381,756	1,792,152	29.7
CANADA	41,273	35,032	-15.1	177,692	173,320	-2.5
SURINAME	81	119	46.9	2,006	2,773	38.2
ARGENTINA	0	186	-	0	350	-
BRAZIL	2,204	1,137	-48.4	1,233	1,175	-4.7
COLOMBIA	262	2,000	663.4	624	10,000	1,502.6
PERU	0	40	-	0	100	-
DOMINICAN REPUBLIC	0	162	-	0	472	-
HAITI	17,836	0	-100.0	17,123	0	-100.0
FRENCH POLYNESIA	20	0	-100.0	251	0	-100.0
MARTINIQUE	0	1	-	0	3	-
NETHERLANDS ANTILLES	36	11,374	31,494.4	680	3,970	483.8
UNITED KINGDOM	59,273	73,981	24.8	91,188	180,382	97.8
NETHERLANDS	224,560	235,973	5.1	596,931	1,135,016	90.1
FRANCE	40,704	104,732	157.3	58,847	586,801	897.2
GERMANY, FED. REP. OF	121,191	357,915	195.3	286,044	342,270	19.7
AUSTRIA	1,300	918	-29.4	3,092	6,794	119.7
BELGIUM	7,071	18,763	165.4	8,737	18,435	111.0
SWITZERLAND	3,136	1,739	-44.6	3,093	8,098	161.8
DENMARK	95,157	164,371	72.7	483,351	813,243	68.3
NORWAY	2,111	2,299	8.9	4,079	4,989	22.3
SWEDEN	2,487	3,590	44.4	7,275	6,395	-12.1
FINLAND	953	3,011	216.0	818	26,863	3,184.0
IRELAND	0	12,250	-	0	26,756	-
ITALY	99,787	92,560	-7.2	402,524	298,046	-26.0
SPAIN	39,666	36,921	-6.9	52,506	125,479	139.0
PORTUGAL	4,138	1,298	-68.6	4,331	2,451	-43.4
GREECE	12,733	16,193	27.2	8,724	9,859	13.0
HUNGARY	3,378	2,804	-17.0	5,719	32,223	463.4
POLAND	5,537	5,104	-7.8	7,888	32,278	309.2
KAZAKHSTAN	79	0	-100.0	150	0	-100.0
UKRAINE	759	1,107	45.9	918	1,377	50.0
LITHUANIA	791	1,660	109.9	1,854	4,906	164.6
ESTONIA	116	15,995	13,688.8	144	11,084	7,597.2
CROATIA	283	0	-100.0	1,023	0	-100.0
MALTA	34	71	108.8	161	223	38.5
SLOVENIA	40	0	-100.0	266	0	-100.0
CZECH REPUBLIC	3,948	2,110	-46.6	16,767	5,128	-69.4
RUSSIA FEDERATION	22,948	17,869	-22.1	11,148	11,892	6.7
<b>-KAYU LAPIS</b>	<b>893,746,059</b>	<b>576,702,353</b>	<b>-35.5</b>	<b>548,960,786</b>	<b>377,347,784</b>	<b>-31.3</b>
JAPAN	352,075,655	232,454,466	-34.0	226,176,933	164,196,459	-27.4
HONG KONG	14,036,338	7,429,154	-47.1	7,303,184	4,091,371	-44.0
KOREA, REPUBLIC OF	56,506,414	29,830,924	-47.2	34,118,631	16,739,061	-50.9
TAIWAN	54,076,256	35,228,734	-34.9	25,647,123	17,004,338	-33.7

TABEL 5. PERKEMBANGAN EKSPOR INDONESIA MENURUT KOMODITI DAN NEGARA TUJUAN

JENIS BARANG	BERAT BERSIH (KG)		PERUB	NILAI FOB (US \$)		PERUB
	JAN-APR 2005	JAN-APR 2006	%	JAN-APR 2005	JAN-APR 2006	%
(1)	(2)	(3)	(4)	(5)	(6)	(7)
CHINA	99,152,735	51,659,593	-47.9	55,611,095	26,519,225	-52.3
THAILAND	6,859,495	1,434,854	-79.1	2,723,314	732,752	-73.1
SINGAPORE	9,098,181	7,592,676	-16.6	5,002,139	4,782,598	-4.4
PHILIPPINES	0	16,603	-	0	9,280	-
MALAYSIA	1,608,212	398,205	-75.2	858,925	237,374	-72.4
VIET NAM	139,071	34,718	-75.0	133,592	21,251	-84.1
MALDIVES	27,991	0	-100.0	18,030	0	-100.0
INDIA	665,313	624,308	-6.2	347,703	370,912	6.7
PAKISTAN	67,754	0	-100.0	50,298	0	-100.0
BANGLADESH	187,500	0	-100.0	52,744	0	-100.0
SRI LANKA	92,084	14,000	-84.8	37,065	7,140	-80.7
IRAN (ISLAMIC REPUBLIC OF)	975,754	797,006	-18.3	669,278	578,335	-13.6
SAUDI ARABIA	43,123,454	26,280,777	-39.1	27,271,999	18,133,463	-33.5
KUWAIT	17,078,178	5,750,213	-66.3	11,688,640	3,933,542	-66.4
JORDAN	15,600,201	10,528,989	-32.5	11,065,651	6,971,455	-37.0
LEBANON	697,758	1,211,983	73.7	425,845	837,226	96.6
YEMEN	3,918,433	2,860,092	-27.0	1,243,946	1,394,632	12.1
OMAN	1,730,702	2,058,994	19.0	1,020,201	1,391,773	36.4
SYRIA ARAB REPUBLIC	2,095,062	185,311	-91.2	1,105,316	106,105	-90.4
TURKEY	0	3,018,653	-	0	1,635,913	-
UNITED ARAB EMIRATES	43,957,660	26,881,685	-38.9	25,711,604	16,052,829	-37.6
QATAR	2,821,213	4,965,609	76.0	1,734,376	3,200,386	84.5
BAHRAIN	1,251,848	872,501	-30.3	879,057	476,275	-45.8
EGYPT	4,983,081	4,086,992	-18.0	2,184,721	2,317,357	6.1
LIBYAN ARAB JAMAHIRIYA	0	390,677	-	0	177,222	-
MOROCCO	0	379,987	-	0	234,023	-
ALGERIA	9,109,538	5,565,681	-38.9	4,652,483	3,255,841	-30.0
TOGO	3,951	0	-100.0	109,000	0	-100.0
ANGOLA	0	27,916	-	0	13,168	-
CAMEROON	0	102,210	-	0	71,640	-
SEYCHELLES	16	0	-100.0	14	0	-100.0
SOUTH AFRICA	141,597	45,096	-68.2	81,030	25,542	-68.5
MAURITIUS	79,516	38,074	-52.1	50,688	26,353	-48.0
AUSTRALIA	7,656,898	6,201,363	-19.0	6,363,450	5,177,968	-18.6
NEW ZEALAND	191,573	31,023	-83.8	165,233	38,575	-76.7
UNITED STATES	73,966,872	63,989,914	-13.5	45,152,780	45,626,308	1.1
CANADA	1,887,551	1,698,422	-10.0	1,270,790	1,197,979	-5.7
MEXICO	2,777,787	3,622,961	30.4	1,983,715	2,279,637	14.9
GUATEMALA	0	19,840	-	0	24,800	-
PANAMA	51,668	0	-100.0	34,707	0	-100.0
CURACAO	0	64,320	-	0	35,449	-
BRAZIL	53,460	162,608	204.2	36,887	105,383	185.7
TRINIDAD AND TOBAGO	27,279	76,211	179.4	17,982	56,089	211.9
JAMAICA	201,736	150,446	-25.4	149,566	116,822	-21.9
PUERTO RICO	49,596	74,147	49.5	44,608	67,748	51.9
EL SALVADOR	18,751	0	-100.0	26,572	0	-100.0
COSTA RICA	54,600	0	-100.0	20,292	0	-100.0
UNITED KINGDOM	17,917,067	8,621,842	-51.9	11,336,797	5,596,284	-50.6
NETHERLANDS	11,052,184	8,461,036	-23.4	9,217,966	6,482,944	-29.7
FRANCE	2,245,473	740,566	-67.0	1,469,977	518,686	-64.7
GERMANY, FED. REP. OF	9,522,913	5,878,113	-38.3	7,567,293	4,773,392	-36.9
BELGIUM	19,446,269	10,405,271	-46.5	12,978,203	7,069,445	-45.5
DENMARK	1,020,755	0	-100.0	917,295	0	-100.0
NORWAY	230,427	413,280	79.4	171,322	321,336	87.6
SWEDEN	258,017	256,693	-0.5	130,858	179,112	36.9
IRELAND	8,250	0	-100.0	12,045	0	-100.0
ITALY	2,377,719	2,940,609	23.7	1,468,554	2,046,824	39.4
SPAIN	135,000	0	-100.0	108,539	0	-100.0
GREECE	242,019	11,145	-95.4	184,330	7,574	-95.9

TABEL 5. PERKEMBANGAN EKSPOR INDONESIA MENURUT KOMODITI DAN NEGARA TUJUAN

JENIS BARANG	BERAT BERSIH (KG)		PERUB	NILAI FOB (US \$)		PERUB
	JAN-APR 2005	JAN-APR 2006	%	JAN-APR 2005	JAN-APR 2006	%
(1)	(2)	(3)	(4)	(5)	(6)	(7)
ANDORRA	0	35,162	-	0	23,106	-
LATVIA	0	12,402	-	0	14,898	-
BOSNIA AND HERZEGOVINA	37,812	0	-100.0	37,450	0	-100.0
MALTA	83,492	23,268	-72.1	73,669	18,430	-75.0
SLOVENIA	69,930	0	-100.0	45,281	0	-100.0
RUSSIA FEDERATION	0	45,030	-	0	24,154	-
<b>-KAYU GERGAJIAN</b>	<b>124,226,075</b>	<b>136,251,205</b>	<b>9.7</b>	<b>93,571,842</b>	<b>105,231,258</b>	<b>12.5</b>
JAPAN	31,012,039	27,414,310	-11.6	33,076,752	27,943,336	-15.5
HONG KONG	1,295,187	716,023	-44.7	747,094	393,798	-47.3
REPUBLIC	0	10,756	-	0	9,515	-
KOREA, REPUBLIC OF	9,773,949	14,926,496	52.7	6,789,315	11,103,123	63.5
TAIWAN	30,672,875	30,787,193	0.4	12,317,378	14,908,645	21.0
CHINA	13,728,546	17,257,145	25.7	5,155,305	7,130,432	38.3
MACAU	0	7,234	-	0	9,159	-
THAILAND	148,707	147,471	-0.8	184,582	169,182	-8.3
SINGAPORE	1,314,665	1,544,871	17.5	1,021,877	1,006,906	-1.5
PHILIPPINES	5,250	16,379	212.0	9,996	16,243	62.5
MALAYSIA	3,584,177	5,978,894	66.8	1,842,019	3,106,741	68.7
VIET NAM	1,467,536	1,675,660	14.2	541,089	548,378	1.4
INDIA	0	73,800	-	0	52,610	-
SAUDI ARABIA	430,910	305,944	-29.0	299,200	233,582	-21.9
KUWAIT	110,110	574,591	421.8	64,095	405,654	532.9
JORDAN	144,444	1,645,718	1,039.4	75,774	1,228,973	1,521.9
LEBANON	0	305,444	-	0	237,341	-
UNITED ARAB EMIRATES	180	41,646	23,036.7	26	49,327	189,619.2
QATAR	17,010	30,888	81.6	21,735	23,799	9.5
BAHRAIN	0	129,953	-	0	71,934	-
CYPRUS	10,500	0	-100.0	13,246	0	-100.0
EGYPT	42,955	2,153,170	4,912.6	27,469	1,246,476	4,437.8
LIBYAN ARAB JAMAHIRIYA	0	3,009	-	0	18,393	-
REUNION	11,036	0	-100.0	8,641	0	-100.0
SOUTH AFRICA	187,530	627,095	234.4	166,160	702,097	322.5
COMOROS	71,738	0	-100.0	25,679	0	-100.0
MAURITIUS	0	733	-	0	327	-
AUSTRALIA	249,456	1,100,279	341.1	296,737	1,120,152	277.5
NEW ZEALAND	0	89,172	-	0	43,947	-
TOKELAU	0	12,269	-	0	8,256	-
UNITED STATES	409,518	1,610,414	293.3	542,494	1,379,533	154.3
CANADA	93,119	223,148	139.6	95,372	231,325	142.6
GUATEMALA	232,129	116,945	-49.6	114,515	57,658	-49.7
VENEZUELA	0	34,189	-	0	26,342	-
COSTA RICA	23,802	0	-100.0	36,612	0	-100.0
FRENCH POLYNESIA	11,392	0	-100.0	5,699	0	-100.0
NETHERLANDS ANTILLES	0	48,964	-	0	89,490	-
GUADELOUPE	0	9,273	-	0	15,078	-
UNITED KINGDOM	132,226	192,472	45.6	180,517	277,023	53.5
NETHERLANDS	6,077,757	6,480,495	6.6	6,549,769	8,059,530	23.1
FRANCE	289,944	509,409	75.7	428,710	620,643	44.8
GERMANY, FED. REP. OF	13,757,082	11,681,817	-15.1	13,292,640	13,948,152	4.9
BELGIUM	1,329,847	1,455,283	9.4	1,461,162	1,655,855	13.3
SWITZERLAND	0	11,913	-	0	8,934	-
LUXEMBOURG	21,104	0	-100.0	32,816	0	-100.0
DENMARK	224,883	214,675	-4.5	235,402	274,578	16.6
NORWAY	1,809	0	-100.0	16,950	0	-100.0
SWEDEN	90	0	-100.0	6	0	-100.0
IRELAND	0	14,500	-	0	6,534	-
ITALY	5,889,447	4,202,394	-28.7	5,962,769	4,238,688	-28.9
SPAIN	36,599	76,100	107.9	53,768	87,528	62.8
GREECE	318,008	138,105	-56.6	379,140	182,233	-51.9

TABEL 5. PERKEMBANGAN EKSPOR INDONESIA MENURUT KOMODITI DAN NEGARA TUJUAN

JENIS BARANG	BERAT BERSIH (KG)		PERUB	NILAI FOB (US \$)		PERUB
	JAN-APR 2005	JAN-APR 2006	%	JAN-APR 2005	JAN-APR 2006	%
(1)	(2)	(3)	(4)	(5)	(6)	(7)
HUNGARY	5	0	-100.0	26	0	-100.0
POLAND	925,269	1,583,432	71.1	1,317,637	2,234,830	69.6
BULGARIA	42,000	0	-100.0	50,017	0	-100.0
UKRAINE	45,739	15,742	-65.6	22,001	8,631	-60.8
SLOVENIA	52,095	33,192	-36.3	73,421	29,583	-59.7
CZECH REPUBLIC	33,411	0	-100.0	36,230	0	-100.0
RUSSIA FEDERATION	0	22,600	-	0	10,764	-
<b>-KAYU OLAHAN LAIN</b>	<b>738,625,308</b>	<b>637,226,459</b>	<b>-13.7</b>	<b>479,870,272</b>	<b>460,628,260</b>	<b>-4.0</b>
JAPAN	145,035,521	109,680,443	-24.4	77,137,181	55,372,402	-28.2
HONG KONG	16,773,137	12,777,139	-23.8	9,302,210	7,002,113	-24.7
REPUBLIC	0	45	-	0	195	-
KOREA, REPUBLIC OF	46,266,174	32,729,384	-29.3	19,450,987	22,600,636	16.2
TAIWAN	49,981,388	39,017,877	-21.9	15,016,626	11,809,493	-21.4
CHINA	168,072,162	156,099,538	-7.1	49,668,973	44,983,041	-9.4
MACAU	0	504	-	0	2,246	-
THAILAND	983,759	868,412	-11.7	432,581	623,205	44.1
SINGAPORE	15,770,359	12,456,129	-21.0	8,843,756	8,081,203	-8.6
PHILIPPINES	3,389,683	6,700,634	97.7	675,906	1,690,894	150.2
MALAYSIA	12,883,494	13,537,779	5.1	5,454,152	5,269,408	-3.4
MYANMAR (FORM. BURMA)	1,409	0	-100.0	4,986	0	-100.0
CAMBODIA	0	3,253	-	0	3,160	-
BRUNEI DARUSSALAM	77,591	62,272	-19.7	62,748	52,860	-15.8
LAO PEOPLE'S DEMOCRATIC REPUBLIC	61,978	0	-100.0	32,253	0	-100.0
NEPAL	0	86	-	0	1,065	-
VIET NAM	7,272,468	10,242,541	40.8	2,856,854	2,920,572	2.2
MALDIVES	101,181	210,769	108.3	277,577	416,234	50.0
INDIA	323,816	6,520,696	1,913.7	416,811	3,437,208	724.6
PAKISTAN	648,718	723,476	11.5	487,316	590,566	21.2
BANGLADESH	200	978	389.0	867	408	-52.9
SRI LANKA	98,448	240,935	144.7	93,832	306,289	226.4
IRAQ	52,778	0	-100.0	90,907	0	-100.0
IRAN (ISLAMIC REPUBLIC OF)	133,536	68,335	-48.8	119,791	75,490	-37.0
SAUDI ARABIA	23,170,955	14,374,821	-38.0	6,353,655	3,357,122	-47.2
KUWAIT	1,534,525	1,380,066	-10.1	603,938	391,043	-35.3
JORDAN	2,259,980	155,195	-93.1	823,753	103,954	-87.4
LEBANON	7,662	78,154	920.0	9,841	178,514	1,714.0
YEMEN	3,401,952	1,204,719	-64.6	892,065	292,639	-67.2
OMAN	11,997	29,761	148.1	15,010	25,322	68.7
SYRIA ARAB REPUBLIC	2,298,919	0	-100.0	347,805	0	-100.0
TURKEY	2,745,942	1,374,540	-49.9	2,775,617	1,674,542	-39.7
UNITED ARAB EMIRATES	2,008,563	2,645,368	31.7	1,297,344	1,546,101	19.2
QATAR	1,296,559	650,618	-49.8	385,927	294,675	-23.6
BAHRAIN	502,002	44,778	-91.1	214,814	33,780	-84.3
CYPRUS	82,937	110,427	33.2	107,067	193,254	80.5
EGYPT	4,926,432	5,579,726	13.3	1,062,459	860,251	-19.0
LIBYAN ARAB JAMAHIRIYA	135	44,258	32,683.7	173	39,875	22,949.1
MOROCCO	5,312	28,114	429.3	1,086	57,124	5,160.0
TUNISIA	45,801	21,668	-52.7	72,233	42,609	-41.0
ALGERIA	743,321	619,725	-16.6	441,262	191,613	-56.6
SUDAN	13,627	21,515	57.9	12,146	40,020	229.5
ETHIOPIA	303	0	-100.0	265	0	-100.0
TANZANIA, UNITED REPUBLIC OF	5,403	1,080	-80.0	2,880	4,126	43.3
MADAGASCAR	670	9,483	1,315.4	1,332	6,402	380.6
SOMALIA	29,705	16,157	-45.6	59,360	50,505	-14.9
KENYA	92	623	577.2	683	833	22.0
REUNION	314,967	127,315	-59.6	371,531	155,073	-58.3
MOZAMBIQUE	29,653	1,418	-95.2	25,179	679	-97.3
TOGO	0	8,400	-	0	14,280	-
GUINEA	1,525	0	-100.0	1,321	0	-100.0



TABEL 5. PERKEMBANGAN EKSPOR INDONESIA MENURUT KOMODITI DAN NEGARA TUJUAN

JENIS BARANG	BERAT BERSIH (KG)		PERUB	NILAI FOB (US \$)		PERUB
	JAN-APR 2005	JAN-APR 2006	%	JAN-APR 2005	JAN-APR 2006	%
(1)	(2)	(3)	(4)	(5)	(6)	(7)
ANGOLA	686	0	-100.0	903	0	-100.0
CONGO	203	26	-87.2	104	472	353.9
NIGERIA	1,998	7,120	256.4	600	12,936	2,056.0
GABON	3,241	0	-100.0	4,045	0	-100.0
COTE D'IVOIRE	4,800	686	-85.7	4,067	631	-84.5
SENEGAL	0	1,506	-	0	3,266	-
U.S. VIRGIN ISLANDS	10,754	1,838	-82.9	35,928	4,295	-88.1
SEYCHELLES	4,884	73,532	1,405.6	21,168	128,729	508.1
CENTRAL AFRICAN REPUBLIC	96,999	0	-100.0	44,697	0	-100.0
NIGER	17,475	0	-100.0	23,008	0	-100.0
SOUTH AFRICA	5,575,893	5,186,222	-7.0	4,813,436	4,933,284	2.5
MAURITIUS	101,177	125,657	24.2	91,670	96,190	4.9
VIRGIN ISLANDS (BRITISH)	28,580	18,000	-37.0	35,000	10,524	-69.9
AUSTRALIA	37,630,945	30,581,843	-18.7	34,848,929	32,009,083	-8.2
NEW ZEALAND	4,524,882	4,731,568	4.6	3,735,150	4,209,551	12.7
MICRONESIA, FEDERATED STATES OF	5,337	0	-100.0	7,465	0	-100.0
GUAM	21,734	49,397	127.3	47,973	149,762	212.2
PALAU	3,408	67	-98.0	4,440	488	-89.0
NEW CALEDONIA	106,290	283,709	166.9	161,722	382,228	136.4
NORTHERN MARIANA ISLANDS	11,691	13,769	17.8	21,157	22,109	4.5
SAINT VINCENT AND THE GRENADINES	16,289	0	-100.0	10,244	0	-100.0
VANUATU	2,736	27,668	911.3	4,402	17,962	308.0
WALLIS AND FUTUNA ISLANDS	1,248	7,361	489.8	1,801	10,187	465.6
BRITISH INDIAN OCEAN TERRITORY	1,158	0	-100.0	12,720	0	-100.0
AMERICAN SAMOA	48,629	0	-100.0	50,425	0	-100.0
COOK ISLANDS	10,210	1,589	-84.4	18,945	6,300	-66.8
FIJI	46,741	30,610	-34.5	94,179	61,183	-35.0
SAMOA	1,406	0	-100.0	989	0	-100.0
TONGA	2,535	0	-100.0	3,894	0	-100.0
CHRISTMAS ISLANDS	500	2,060	312.0	1,750	5,669	223.9
ISLAND	22	0	-100.0	45	0	-100.0
EAST TIMOR	7,007	25,321	261.4	3,120	45,985	1,373.9
UNITED STATES	40,569,683	42,097,740	3.8	69,825,562	85,015,427	21.8
CANADA	3,178,238	3,182,463	0.1	4,698,232	5,487,807	16.8
MEXICO	296,656	509,931	71.9	489,306	1,192,371	143.7
GUATEMALA	3,233	0	-100.0	4,478	0	-100.0
HONDURAS	571	0	-100.0	785	0	-100.0
NICARAGUA	0	2,489	-	0	1,075	-
PANAMA	38,566	58,706	52.2	81,590	54,063	-33.7
CUBA	0	58	-	0	93	-
CURACAO	327,855	0	-100.0	54,022	0	-100.0
SURINAME	10	1,159	11,490.0	329	5,468	1,562.0
CHILE	140,492	139,663	-0.6	223,797	232,175	3.7
VENEZUELA	59,606	29,878	-49.9	168,905	48,852	-71.1
ARGENTINA	17,430	49,767	185.5	35,642	69,746	95.7
BRAZIL	220,782	94,941	-57.0	297,121	180,130	-39.4
COLOMBIA	31,921	45,594	42.8	41,478	55,428	33.6
URUGUAY	12,496	1,711	-86.3	41,774	1,937	-95.4
ECUADOR	4,078	109	-97.3	4,033	33	-99.2
PERU	1,611	8	-99.5	4,292	236	-94.5
TRINIDAD AND TOBAGO	46	383	732.6	59	495	739.0
BAHAMAS	26,956	9,282	-65.6	12,088	5,086	-57.9
JAMAICA	24,989	42,990	72.0	63,435	92,578	45.9
PUERTO RICO	39,945	76,314	91.1	90,266	183,123	102.9
BELIZE	0	4,364	-	0	18,364	-
DOMINICAN REPUBLIC	85,955	63,682	-25.9	163,945	65,636	-60.0
EL SALVADOR	0	7,005	-	0	14,478	-
COSTA RICA	37,845	77,670	105.2	48,617	57,344	18.0
HAITI	0	839	-	0	570	-

TABEL 5. PERKEMBANGAN EKSPOR INDONESIA MENURUT KOMODITI DAN NEGARA TUJUAN

JENIS BARANG	BERAT BERSIH (KG)		PERUB	NILAI FOB (US \$)		PERUB
	JAN-APR 2005	JAN-APR 2006	%	JAN-APR 2005	JAN-APR 2006	%
(1)	(2)	(3)	(4)	(5)	(6)	(7)
BARBADOS	32	9,393	29,253.1	28	7,885	28,060.7
ANTIGUA AND BARBUDA	3,045	1,631	-46.4	4,342	1,012	-76.7
ANGUILLA	7,866	0	-100.0	23,099	0	-100.0
ARUBA	11,962	2,977	-75.1	17,035	4,681	-72.5
BERMUDA	3,130	2,878	-8.1	20,926	19,494	-6.8
CAYMAN ISLANDS	7,479	0	-100.0	9,630	0	-100.0
DOMINICA	997	0	-100.0	2,571	0	-100.0
FALKLAND ISLANDS (MALVINAS)	0	3,616	-	0	13,475	-
FRENCH GUIANA	4,841	9,327	92.7	7,788	22,585	190.0
FRENCH POLYNESIA	253,434	252,902	-0.2	237,933	278,269	17.0
GRENADA	22,545	0	-100.0	16,227	0	-100.0
MARTINIQUE	18,914	11,798	-37.6	19,447	35,978	85.0
NETHERLANDS ANTILLES	41,230	55,844	35.5	45,620	85,138	86.6
NORFOLK ISLANDS	0	3,049	-	0	4,229	-
SAINT LUCIA	26,790	1,825	-93.2	62,102	2,595	-95.8
TURKS AND CAICOS ISLANDS	195,370	187,242	-4.2	227,450	176,561	-22.4
GUADELOUPE	47,714	40,735	-14.6	90,702	56,257	-38.0
SAINT KITTS AND NEVIS	12	57	375.0	118	82	-30.5
UNITED KINGDOM	17,720,503	13,516,456	-23.7	25,444,183	21,582,281	-15.2
NETHERLANDS	34,775,435	33,622,181	-3.3	33,171,589	36,074,507	8.8
FRANCE	11,085,245	9,568,978	-13.7	13,085,380	12,647,070	-3.4
GERMANY, FED. REP. OF	17,975,092	19,539,266	8.7	19,516,551	22,636,938	16.0
AUSTRIA	40,151	116,174	189.3	107,613	332,471	209.0
BELGIUM	19,650,601	15,299,989	-22.1	16,136,772	14,606,820	-9.5
SWITZERLAND	159,986	291,659	82.3	296,122	343,935	16.2
DENMARK	3,397,084	3,219,588	-5.2	4,622,086	4,658,384	0.8
NORWAY	3,123,057	2,575,184	-17.5	5,074,911	5,104,418	0.6
SWEDEN	1,073,028	882,922	-17.7	2,095,807	1,582,761	-24.5
FINLAND	1,279,134	981,504	-23.3	1,928,712	1,248,565	-35.3
IRELAND	1,712,125	1,259,647	-26.4	2,440,653	2,406,734	-1.4
ITALY	8,639,860	7,387,273	-14.5	14,147,309	12,374,156	-12.5
SPAIN	3,309,370	3,507,766	6.0	5,421,014	6,123,702	13.0
PORTUGAL	1,436,235	840,230	-41.5	2,499,049	1,497,130	-40.1
ICELAND	17,868	22	-99.9	18,587	48	-99.7
MONTSERRAT	0	7,425	-	0	28,463	-
GREECE	1,124,689	783,974	-30.3	1,417,058	1,206,048	-14.9
HUNGARY	64,290	114,319	77.8	101,554	148,648	46.4
POLAND	2,449,193	2,843,102	16.1	2,127,802	2,999,299	41.0
ROMANIA	4,816	1,929	-60.0	5,908	4,850	-17.9
BULGARIA	52,818	91,623	73.5	137,909	121,058	-12.2
YUGOSLAVIA	61,766	31,735	-48.6	71,423	37,793	-47.1
ALBANIA	18,510	0	-100.0	35,711	0	-100.0
AZERBAIJAN	57,628	0	-100.0	48,274	0	-100.0
KAZAKHSTAN	17,615	52,805	199.8	27,361	70,382	157.2
UKRAINE	172,131	169,420	-1.6	175,853	205,651	16.9
UZBEKISTAN	1	0	-100.0	5	0	-100.0
LITHUANIA	383,573	565,755	47.5	377,838	628,151	66.3
LATVIA	118,737	182,479	53.7	130,650	199,194	52.5
ESTONIA	10,960	18,974	73.1	16,931	21,262	25.6
GEORGIA	10,400	735	-92.9	39,863	3,470	-91.3
CROATIA	162,768	171,837	5.6	219,691	207,775	-5.4
BOSNIA AND HERZEGOVINA	35,925	0	-100.0	19,121	0	-100.0
MALTA	32,170	25,786	-19.8	49,058	34,774	-29.1
SLOVAKIA	17,546	30,723	75.1	30,975	30,318	-2.1
SLOVENIA	122,415	152,680	24.7	142,984	240,432	68.2
CZECH REPUBLIC	143,401	142,121	-0.9	145,421	176,464	21.4
RUSSIA FEDERATION	748,660	511,475	-31.7	998,734	649,694	-35.0
<b>-TIMAH</b>	<b>40,095,511</b>	<b>43,552,232</b>	<b>8.6</b>	<b>277,345,691</b>	<b>301,530,739</b>	<b>8.7</b>
JAPAN	302,184	3,748,013	1,140.3	2,202,454	22,444,881	919.1

TABEL 5. PERKEMBANGAN EKSPOR INDONESIA MENURUT KOMODITI DAN NEGARA TUJUAN

JENIS BARANG	BERAT BERSIH (KG)		PERUB	NILAI FOB (US \$)		PERUB
	JAN-APR 2005	JAN-APR 2006	%	JAN-APR 2005	JAN-APR 2006	%
(1)	(2)	(3)	(4)	(5)	(6)	(7)
HONG KONG	433,747	1,348,539	210.9	2,792,395	9,519,199	240.9
KOREA, REPUBLIC OF	631,124	234,135	-62.9	986,602	1,678,142	70.1
TAIWAN	101,656	1,986,967	1,854.6	736,219	8,123,749	1,003.4
CHINA	1,263,478	515,982	-59.2	9,111,178	3,375,314	-63.0
THAILAND	3,996,190	5,676,639	42.1	25,129,479	38,507,836	53.2
SINGAPORE	29,148,287	27,553,640	-5.5	215,474,004	202,649,189	-6.0
PHILIPPINES	17,708	14,911	-15.8	114,703	81,823	-28.7
MALAYSIA	2,254,364	1,500,574	-33.4	13,085,993	9,528,359	-27.2
VIET NAM	385	227,146	58,899.0	1,000	1,518,091	151,709.1
INDIA	40,000	147,155	267.9	330,306	681,669	106.4
PAKISTAN	873,065	7,717	-99.1	128,478	57,600	-55.2
UNITED ARAB EMIRATES	999	619	-38.0	3,550	4,550	28.2
AUSTRALIA	26,864	62,516	132.7	73,443	299,120	307.3
UNITED STATES	2,774	294,067	10,500.8	31,228	1,796,334	5,652.3
CANADA	298	0	-100.0	2,112	0	-100.0
EL SALVADOR	0	100,000	-	0	650,000	-
UNITED KINGDOM	42,000	0	-100.0	294,000	0	-100.0
NETHERLANDS	899,242	50,681	-94.4	6,784,343	299,526	-95.6
FRANCE	126	0	-100.0	4,264	0	-100.0
GERMANY, FED. REP. OF	61,020	57,648	-5.5	59,940	114,863	91.6
ITALY	0	25,283	-	0	200,494	-
<b>-ALUMINIUM</b>	<b>96,933,088</b>	<b>109,874,558</b>	<b>13.4</b>	<b>215,653,932</b>	<b>279,625,935</b>	<b>29.7</b>
JAPAN	54,400,727	64,567,119	18.7	104,829,998	148,888,569	42.0
HONG KONG	812,007	1,005,251	23.8	1,704,716	2,781,175	63.2
KOREA, REPUBLIC OF	4,043,733	2,231,333	-44.8	6,920,933	4,201,092	-39.3
TAIWAN	949,888	2,294,617	141.6	2,646,720	6,213,605	134.8
CHINA	729,894	1,098,923	50.6	1,384,825	2,415,014	74.4
PAPUA NEW GUINEA	183,072	218,457	19.3	653,379	636,731	-2.6
THAILAND	2,001,357	2,587,769	29.3	6,558,279	7,700,925	17.4
SINGAPORE	3,007,573	4,610,356	53.3	9,306,412	12,840,002	38.0
PHILIPPINES	3,854,455	3,347,697	-13.2	11,050,690	9,576,993	-13.3
MALAYSIA	8,514,922	6,967,717	-18.2	19,249,101	18,631,518	-3.2
MYANMAR (FORM. BURMA)	61,862	0	-100.0	228,018	0	-100.0
BRUNEI DARUSSALAM	25,679	7,408	-71.2	106,286	19,667	-81.5
NEPAL	335,676	0	-100.0	691,233	0	-100.0
VIET NAM	227,783	386,794	69.8	647,497	1,509,771	133.2
MALDIVES	18,301	4,872	-73.4	39,596	25,267	-36.2
INDIA	304,226	419,156	37.8	1,037,567	1,543,991	48.8
PAKISTAN	70,900	28,162	-60.3	181,606	77,526	-57.3
BANGLADESH	279,711	91,588	-67.3	743,845	359,227	-51.7
SRI LANKA	22,473	112,021	398.5	85,091	336,614	295.6
IRAN (ISLAMIC REPUBLIC OF)	136,606	18,542	-86.4	337,365	57,091	-83.1
SAUDI ARABIA	28,998	169,465	484.4	54,015	518,163	859.3
KUWAIT	0	2,613	-	0	8,438	-
LEBANON	13,429	0	-100.0	18,522	0	-100.0
YEMEN	482,400	0	-100.0	1,093,271	0	-100.0
TURKEY	18,870	16,339	-13.4	65,095	69,750	7.2
UNITED ARAB EMIRATES	130,462	105,055	-19.5	441,400	406,015	-8.0
CYPRUS	161	0	-100.0	221	0	-100.0
LIBYAN ARAB JAMAHIRIYA	6,553	0	-100.0	37,500	0	-100.0
MOROCCO	33,809	40,527	19.9	160,022	148,245	-7.4
TUNISIA	0	8,926	-	0	32,352	-
SUDAN	0	418,333	-	0	1,248,562	-
ETHIOPIA	357,447	5,578,398	1,460.6	842,247	15,519,894	1,742.7
MADAGASCAR	5	7,084	141,580.0	15	17,564	116,993.3
REUNION	16,810	0	-100.0	59,520	0	-100.0
TOGO	0	24,888	-	0	71,014	-
GHANA	0	496	-	0	4,060	-
GUINEA	11,999	0	-100.0	27,480	0	-100.0

TABEL 5. PERKEMBANGAN EKSPOR INDONESIA MENURUT KOMODITI DAN NEGARA TUJUAN

JENIS BARANG	BERAT BERSIH (KG)		PERUB	NILAI FOB (US \$)		PERUB
	JAN-APR 2005	JAN-APR 2006	%	JAN-APR 2005	JAN-APR 2006	%
(1)	(2)	(3)	(4)	(5)	(6)	(7)
NIGERIA	0	730	-	0	4,448	-
SENEGAL	23	27,809	120,808.7	40	86,668	216,570.0
SEYCHELLES	0	16,923	-	0	72,464	-
SOUTH AFRICA	53,060	86,511	63.0	213,929	321,954	50.5
MAURITIUS	152,481	270,239	77.2	495,046	748,726	51.2
AUSTRALIA	1,714,062	1,033,249	-39.7	4,749,345	3,501,101	-26.3
NEW ZEALAND	198,226	198,070	-0.1	517,967	649,241	25.3
PALAU	0	1	-	0	12	-
NEW CALEDONIA	1,868	115,832	6,100.9	4,654	285,250	6,029.1
VANUATU	1	0	-100.0	1	0	-100.0
FIJI	41,265	46,837	13.5	81,166	125,700	54.9
MARSHALL ISLANDS	2,406	0	-100.0	52,637	0	-100.0
CHRISTMAS ISLANDS	400	0	-100.0	871	0	-100.0
EAST TIMOR	516	793	53.7	437	1,117	155.6
UNITED STATES	12,410,809	9,239,171	-25.6	33,608,243	29,687,058	-11.7
CANADA	660,361	1,029,332	55.9	2,121,470	3,234,868	52.5
MEXICO	853	3	-99.7	5,561	66	-98.8
CHILE	5,919	17,616	197.6	32,785	104,696	219.3
BRAZIL	15,751	2,200	-86.0	34,713	10,900	-68.6
COLOMBIA	0	17,665	-	0	55,115	-
PERU	0	2	-	0	8	-
BAHAMAS	2,600	0	-100.0	11,908	0	-100.0
PUERTO RICO	0	68,917	-	0	205,645	-
EL SALVADOR	0	12,889	-	0	40,168	-
COSTA RICA	0	9	-	0	2	-
HAITI	9,037	5,258	-41.8	20,140	23,067	14.5
ANTIGUA AND BARBUDA	0	8	-	0	159	-
FRENCH POLYNESIA	1,251	48	-96.2	789	90	-88.6
GUADELOUPE	1	34	3,300.0	1	60	5,900.0
UNITED KINGDOM	181,756	289,678	59.4	809,057	1,333,510	64.8
NETHERLANDS	57,221	58,653	2.5	234,368	317,613	35.5
FRANCE	65,068	106,206	63.2	353,747	610,798	72.7
GERMANY, FED. REP. OF	47,962	17,438	-63.6	275,846	72,629	-73.7
AUSTRIA	19	0	-100.0	49	0	-100.0
BELGIUM	48,200	41,776	-13.3	167,351	176,115	5.2
SWITZERLAND	8,088	8,744	8.1	19,008	15,296	-19.5
DENMARK	0	2,923	-	0	29,388	-
SWEDEN	10,866	2,200	-79.8	40,642	6,250	-84.6
ITALY	130,350	50,755	-61.1	467,666	211,412	-54.8
SPAIN	17,658	13,204	-25.2	55,351	48,004	-13.3
PORTUGAL	2,500	0	-100.0	5,880	0	-100.0
GREECE	571	3,031	430.8	3,194	7,890	147.0
HUNGARY	6,787	626	-90.8	58,216	25,375	-56.4
ROMANIA	164	0	-100.0	492	0	-100.0
CROATIA	3,200	6,150	92.2	8,897	19,802	122.6
MALTA	0	2,332	-	0	13,014	-
SLOVENIA	0	3,500	-	0	12,999	-
CZECH REPUBLIC	0	7,246	-	0	33,075	-
RUSSIA FEDERATION	0	700,044	-	0	1,675,347	-
<b>-NIKEL</b>	<b>37,568,365</b>	<b>28,685,842</b>	<b>-23.6</b>	<b>339,806,182</b>	<b>259,084,704</b>	<b>-23.8</b>
JAPAN	37,159,259	28,616,022	-23.0	339,043,364	258,665,853	-23.7
HONG KONG	5,144	0	-100.0	7,758	0	-100.0
TAIWAN	15,440	0	-100.0	30,880	0	-100.0
CHINA	23,708	39,770	67.8	48,910	152,869	212.6
THAILAND	3,075	0	-100.0	14,256	0	-100.0
SINGAPORE	164,061	11,341	-93.1	455,275	126,136	-72.3
INDIA	21,380	0	-100.0	42,760	0	-100.0
PAKISTAN	0	582	-	0	35,085	-
AUSTRALIA	135,158	132	-99.9	109,265	330	-99.7

TABEL 5. PERKEMBANGAN EKSPOR INDONESIA MENURUT KOMODITI DAN NEGARA TUJUAN

JENIS BARANG	BERAT BERSIH (KG)		PERUB	NILAI FOB (US \$)		PERUB
	JAN-APR 2005	JAN-APR 2006	%	JAN-APR 2005	JAN-APR 2006	%
(1)	(2)	(3)	(4)	(5)	(6)	(7)
UNITED STATES	0	17,958	-	0	99,650	-
UNITED KINGDOM	3,326	0	-100.0	15,384	0	-100.0
NETHERLANDS	37,814	29	-99.9	38,330	582	-98.5
GERMANY, FED. REP. OF	0	8	-	0	4,199	-
<b>-BESI/BAJA</b>	<b>455,806,349</b>	<b>725,215,488</b>	<b>59.1</b>	<b>437,465,753</b>	<b>561,525,323</b>	<b>28.4</b>
JAPAN	39,051,716	20,534,694	-47.4	47,981,156	34,734,192	-27.6
HONG KONG	2,128,448	2,549,282	19.8	3,725,730	3,515,929	-5.6
KOREA, REPUBLIC OF	6,803,151	19,768,312	190.6	11,463,520	25,030,183	118.4
TAIWAN	16,289,939	26,750,434	64.2	8,560,898	25,707,374	200.3
CHINA	25,024,549	66,034,932	163.9	25,830,176	32,457,711	25.7
MACAU	318	0	-100.0	4,011	0	-100.0
PAPUA NEW GUINEA	2,713,965	1,717,001	-36.7	3,831,270	2,345,269	-38.8
THAILAND	14,273,228	17,224,944	20.7	17,178,631	19,543,513	13.8
SINGAPORE	71,491,141	172,193,593	140.9	86,542,583	122,695,690	41.8
PHILIPPINES	5,522,001	12,084,531	118.8	6,527,468	8,424,060	29.1
MALAYSIA	38,357,651	44,048,094	14.8	26,856,003	25,377,432	-5.5
MYANMAR (FORM. BURMA)	455,336	444,524	-2.4	918,329	1,955,841	113.0
CAMBODIA	0	379	-	0	10,937	-
BRUNEI DARUSSALAM	207,042	456,260	120.4	278,199	998,943	259.1
VIET NAM	8,508,480	19,046,969	123.9	7,570,318	15,173,769	100.4
MALDIVES	122,459	82,484	-32.6	249,402	141,846	-43.1
INDIA	16,151,767	78,105,767	383.6	13,658,919	31,051,316	127.3
PAKISTAN	5,242,268	11,603,680	121.4	3,148,597	7,208,651	129.0
BANGLADESH	1,262,750	1,356,712	7.4	564,774	765,226	35.5
SRI LANKA	4,270,898	5,920,062	38.6	2,880,395	2,807,082	-2.6
IRAN (ISLAMIC REPUBLIC OF)	15,823,182	11,395,881	-28.0	11,084,755	12,465,298	12.5
SAUDI ARABIA	24,791,138	7,404,386	-70.1	8,985,216	4,002,822	-55.5
KUWAIT	2,802,907	2,299,979	-17.9	1,392,206	2,902,706	108.5
LEBANON	0	15,310	-	0	39,849	-
YEMEN	475,657	501,273	5.4	651,701	769,232	18.0
OMAN	41,765	17,116	-59.0	114,863	59,158	-48.5
SYRIA ARAB REPUBLIC	0	1,729,260	-	0	3,582,952	-
TURKEY	904,564	402,207	-55.5	1,328,538	568,896	-57.2
UNITED ARAB EMIRATES	12,109,916	12,058,991	-0.4	10,463,146	9,317,544	-11.0
QATAR	4,164,020	5,353,774	28.6	7,215,945	6,465,528	-10.4
BAHRAIN	11,919	6,839,795	57,285.6	36,578	3,387,037	9,159.8
CYPRUS	211,398	7,640	-96.4	1,022,400	43,421	-95.8
EGYPT	2,322,372	1,692,333	-27.1	3,523,631	3,059,482	-13.2
LIBYAN ARAB JAMAHIRIYA	21,692	108,979	402.4	87,932	279,871	218.3
MOROCCO	3,304	10,796	226.8	13,649	45,581	234.0
TUNISIA	940	0	-100.0	1,845	0	-100.0
ALGERIA	2,061	915,966	44,342.8	17,007	3,327,990	19,468.4
SUDAN	0	5,565	-	0	10,719	-
ERITREA	133,448	0	-100.0	113,159	0	-100.0
ETHIOPIA	63	0	-100.0	55	0	-100.0
TANZANIA, UNITED REPUBLIC OF	29,515	0	-100.0	24,671	0	-100.0
MADAGASCAR	115	513,386	446,322.6	170	317,947	186,927.7
KENYA	6,199	111,644	1,701.0	23,652	470,558	1,889.5
REUNION	6,313	7,680	21.7	15,178	18,785	23.8
MOZAMBIQUE	3,537	275	-92.2	2,074	132	-93.6
TOGO	4,958	7,144	44.1	5,540	19,425	250.6
GHANA	24,352	12,522	-48.6	26,845	14,666	-45.4
GUINEA	0	543,587	-	0	159,025	-
ANGOLA	760	0	-100.0	14,220	0	-100.0
CONGO	3,127	34,033	988.4	1,200	22,429	1,769.1
CAMEROON	18,167	16,516	-9.1	37,699	31,362	-16.8
NIGERIA	232,598	1,267,331	444.9	537,869	2,229,054	314.4
GABON	24	0	-100.0	23	0	-100.0
COTE D'IVOIRE	454	21,906	4,725.1	250	42,932	17,072.8

TABEL 5. PERKEMBANGAN EKSPOR INDONESIA MENURUT KOMODITI DAN NEGARA TUJUAN

JENIS BARANG	BERAT BERSIH (KG)		PERUB	NILAI FOB (US \$)		PERUB
	JAN-APR 2005	JAN-APR 2006	%	JAN-APR 2005	JAN-APR 2006	%
(1)	(2)	(3)	(4)	(5)	(6)	(7)
SENEGAL	0	2,737	-	0	3,961	-
MAURITANIA	0	48,151	-	0	67,472	-
SEYCHELLES	440,625	949,567	115.5	326,973	843,747	158.1
UGANDA	140	1	-99.3	320	12	-96.3
NIGER	146,260	0	-100.0	428,044	0	-100.0
SAO TOME AND PRINCIPE	1,940	0	-100.0	383	0	-100.0
SOUTH AFRICA	971,213	972,038	0.1	813,278	772,317	-5.0
MALAWI	1	0	-100.0	55	0	-100.0
MAURITIUS	1,537,752	1,583,174	3.0	2,285,562	2,304,625	0.8
VIRGIN ISLANDS (BRITISH)	9	0	-100.0	37	0	-100.0
AUSTRALIA	20,147,054	30,016,577	49.0	15,715,400	21,844,790	39.0
NEW ZEALAND	2,079,091	4,725,386	127.3	1,828,597	2,869,567	56.9
MICRONESIA, FEDERATED STATES OF	2,158	0	-100.0	3,874	0	-100.0
GUAM	847	13,258	1,465.3	2,072	7,236	249.2
PALAU	0	2	-	0	72	-
NEW CALEDONIA	17,304	13,630	-21.2	18,636	19,801	6.3
NORTHERN MARIANA ISLANDS	643	41	-93.6	1,963	74	-96.2
SAINT VINCENT AND THE GRENADINES	440	0	-100.0	248	0	-100.0
VANUATU	52	2,299	4,321.2	798	1,115	39.7
WALLIS AND FUTUNA ISLANDS	0	243	-	0	311	-
COOK ISLANDS	117	46	-60.7	488	223	-54.3
FIJI	181,090	35,852	-80.2	165,922	29,042	-82.5
MARSHALL ISLANDS	0	2,873	-	0	7,020	-
SAMOA	40	0	-100.0	3,175	0	-100.0
TONGA	1,794	0	-100.0	951	0	-100.0
CHRISTMAS ISLANDS	25,418	200	-99.2	34,504	200	-99.4
EAST TIMOR	419,850	337,363	-19.7	309,998	213,713	-31.1
UNITED STATES	14,966,417	19,251,550	28.6	23,410,677	27,161,387	16.0
CANADA	2,417,128	16,885,092	598.6	3,828,431	8,408,619	119.6
MEXICO	66,627	14,390	-78.4	166,594	54,395	-67.4
GUATEMALA	45,969	65,202	41.8	109,064	146,563	34.4
NICARAGUA	0	597	-	0	258	-
PANAMA	6,622	4,902	-26.0	13,741	29,096	111.8
CHILE	6,683	22,278	233.4	14,471	132,790	817.6
VENEZUELA	40	9,927	24,717.5	123	41,963	34,016.3
ARGENTINA	58,365	64,628	10.7	165,473	406,553	145.7
BRAZIL	448,622	293,799	-34.5	479,517	1,487,014	210.1
COLOMBIA	714	351	-50.8	2,186	403	-81.6
PERU	5,710	14,870	160.4	18,301	72,720	297.4
TRINIDAD AND TOBAGO	38,610	0	-100.0	163,536	0	-100.0
JAMAICA	24	7,382	30,658.3	46	12,810	27,747.8
PUERTO RICO	223	93	-58.3	1,178	530	-55.0
DOMINICAN REPUBLIC	155	118	-23.9	219	155	-29.2
COSTA RICA	9,410	5,094	-45.9	49,683	2,594	-94.8
ANTIGUA AND BARBUDA	221	5,320	2,307.2	816	2,378	191.4
ANGUILLA	335	0	-100.0	779	0	-100.0
BERMUDA	50	11	-78.0	395	346	-12.4
CAYMAN ISLANDS	297	0	-100.0	350	0	-100.0
FALKLAND ISLANDS (MALVINAS)	0	43	-	0	163	-
FRENCH GUIANA	0	17	-	0	112	-
FRENCH POLYNESIA	4,149	13,519	225.8	4,937	34,816	605.2
MARTINIQUE	2,444	156	-93.6	1,407	401	-71.5
NETHERLANDS ANTILLES	213	2,848	1,237.1	848	27,104	3,096.2
SAINT LUCIA	168	0	-100.0	359	0	-100.0
GUADELOUPE	1,179	530	-55.1	3,552	720	-79.7
UNITED KINGDOM	772,549	15,359,096	1,888.1	2,149,680	7,637,514	255.3
NETHERLANDS	31,099,271	39,075,281	25.7	22,675,214	29,705,444	31.0
FRANCE	277,684	436,043	57.0	969,937	1,282,413	32.2
GERMANY, FED. REP. OF	12,742,889	10,017,097	-21.4	10,917,593	6,406,842	-41.3

TABEL 5. PERKEMBANGAN EKSPOR INDONESIA MENURUT KOMODITI DAN NEGARA TUJUAN

JENIS BARANG	BERAT BERSIH (KG)		PERUB	NILAI FOB (US \$)		PERUB
	JAN-APR 2005	JAN-APR 2006	%	JAN-APR 2005	JAN-APR 2006	%
(1)	(2)	(3)	(4)	(5)	(6)	(7)
AUSTRIA	141	360	155.3	164	993	505.5
BELGIUM	8,807,022	7,714,159	-12.4	7,133,118	5,369,995	-24.7
SWITZERLAND	50,324	5,340,320	10,511.9	87,290	17,491,259	19,938.1
DENMARK	83,930	5,906,198	6,937.1	194,430	3,029,877	1,458.3
NORWAY	3,863	1,433	-62.9	8,198	25,187	207.2
SWEDEN	14,386	38,508	167.7	31,870	75,936	138.3
FINLAND	5,515	19,018	244.8	39,020	99,136	154.1
IRELAND	2,602	932	-64.2	6,657	1,358	-79.6
ITALY	10,113,336	7,032,392	-30.5	8,586,494	5,285,706	-38.4
SPAIN	17,275,968	435,635	-97.5	13,639,940	1,609,812	-88.2
PORTUGAL	8,327,332	18,079	-99.8	5,869,444	77,671	-98.7
GREECE	45,443	46,057	1.4	166,510	84,491	-49.3
CZECHOSLOVAKIA	22,953	0	-100.0	13,664	0	-100.0
HUNGARY	659	1,716	160.4	1,152	1,641	42.5
POLAND	5,110	4,908,883	95,964.3	12,207	2,374,978	19,355.9
ROMANIA	243	0	-100.0	272	0	-100.0
BULGARIA	66,944	1,330	-98.0	50,850	2,395	-95.3
YUGOSLAVIA	0	213	-	0	383	-
AZERBAIJAN	0	17,391	-	0	22,608	-
UKRAINE	5,668	6,985	23.2	17,867	30,035	68.1
UZBEKISTAN	120	0	-100.0	1,010	0	-100.0
LITHUANIA	0	88	-	0	300	-
GEORGIA	0	67	-	0	322	-
CROATIA	183	0	-100.0	515	0	-100.0
MALTA	16	125	681.3	30	227	656.7
SLOVAKIA	45	2,816	6,157.8	95	10,795	11,263.2
SLOVENIA	0	5,610	-	0	16,226	-
CZECH REPUBLIC	101	5,352	5,199.0	630	37,190	5,803.2
RUSSIA FEDERATION	267	240,220	89,870.0	1,545	236,036	15,177.4
<b>-TEMBAGA</b>	<b>92,020,607</b>	<b>99,873,684</b>	<b>8.5</b>	<b>375,995,600</b>	<b>598,771,263</b>	<b>59.3</b>
JAPAN	1,213,080	907,953	-25.2	87,961,581	73,729,810	-16.2
HONG KONG	6,814,742	4,945,923	-27.4	18,950,699	20,667,414	9.1
KOREA, REPUBLIC OF	1,078,424	2,346,128	117.6	2,687,576	83,381,074	3,002.5
TAIWAN	9,712,010	9,496,788	-2.2	31,776,688	47,030,219	48.0
CHINA	18,978,271	24,245,053	27.8	55,115,193	89,726,555	62.8
THAILAND	23,257,426	15,978,586	-31.3	77,331,743	80,039,790	3.5
SINGAPORE	6,222,570	6,421,049	3.2	18,378,334	27,654,051	50.5
PHILIPPINES	6,174,194	7,436,190	20.4	21,973,574	36,581,416	66.5
MALAYSIA	15,594,685	24,176,790	55.0	51,410,226	119,392,677	132.2
BRUNEI DARUSSALAM	3,809	3,169	-16.8	6,178	3,484	-43.6
VIET NAM	1,722,449	3,045,556	76.8	5,602,946	16,072,749	186.9
MALDIVES	0	2,313	-	0	14,715	-
INDIA	441,619	80,084	-81.9	1,527,058	415,489	-72.8
BANGLADESH	62	100,547	162,072.6	60	521,754	869,490.0
SRI LANKA	0	2	-	0	360	-
LEBANON	2,081	0	-100.0	3,252	0	-100.0
TURKEY	5,355	192	-96.4	8,033	331	-95.9
UNITED ARAB EMIRATES	6,920	0	-100.0	42,667	0	-100.0
CYPRUS	32	0	-100.0	44	0	-100.0
EGYPT	0	268	-	0	570	-
MADAGASCAR	94,445	75,000	-20.6	116,510	33,000	-71.7
KENYA	0	64	-	0	72	-
MOZAMBIQUE	50,000	0	-100.0	26,500	0	-100.0
NIGERIA	4,837	0	-100.0	30,500	0	-100.0
U.S. VIRGIN ISLANDS	3	0	-100.0	6	0	-100.0
SEYCHELLES	0	59	-	0	207	-
SOUTH AFRICA	25,530	3,625	-85.8	144,598	4,812	-96.7
AUSTRALIA	11,541	5,598	-51.5	42,508	11,486	-73.0
NEW ZEALAND	399	615	54.1	1,316	1,958	48.8

TABEL 5. PERKEMBANGAN EKSPOR INDONESIA MENURUT KOMODITI DAN NEGARA TUJUAN

JENIS BARANG	BERAT BERSIH (KG)		PERUB	NILAI FOB (US \$)		PERUB
	JAN-APR 2005	JAN-APR 2006	%	JAN-APR 2005	JAN-APR 2006	%
(1)	(2)	(3)	(4)	(5)	(6)	(7)
GUAM	31	0	-100.0	510	0	-100.0
NEW CALEDONIA	19	229	1,105.3	58	354	510.3
FIJI	1,245	1,576	26.6	4,401	2,854	-35.2
EAST TIMOR	12,396	0	-100.0	3,823	0	-100.0
UNITED STATES	356,161	447,784	25.7	2,015,266	2,974,006	47.6
CANADA	38,035	11,634	-69.4	200,434	38,712	-80.7
MEXICO	442	0	-100.0	1,547	0	-100.0
CHILE	87	0	-100.0	362	0	-100.0
BRAZIL	38	352	826.3	69	1,211	1,655.1
COLOMBIA	1,548	0	-100.0	1,547	0	-100.0
URUGUAY	597	0	-100.0	1,043	0	-100.0
ECUADOR	3,000	0	-100.0	13,020	0	-100.0
PUERTO RICO	2	0	-100.0	7	0	-100.0
COSTA RICA	829	0	-100.0	737	0	-100.0
ANGUILLA	337	0	-100.0	781	0	-100.0
BERMUDA	42	0	-100.0	236	0	-100.0
FRENCH POLYNESIA	127	248	95.3	273	1,906	598.2
UNITED KINGDOM	12,274	9,165	-25.3	133,173	24,781	-81.4
NETHERLANDS	75,922	84,658	11.5	138,329	188,557	36.3
FRANCE	11,692	7,017	-40.0	118,515	21,782	-81.6
GERMANY, FED. REP. OF	23,223	19,904	-14.3	62,270	107,156	72.1
AUSTRIA	73	123	68.5	301	578	92.0
BELGIUM	26,837	5,765	-78.5	107,394	92,847	-13.6
SWITZERLAND	240	745	210.4	566	1,442	154.8
DENMARK	51	397	678.4	161	836	419.3
NORWAY	2,196	0	-100.0	3,061	0	-100.0
SWEDEN	1,104	2,512	127.5	2,763	2,006	-27.4
FINLAND	4	204	5,000.0	50	390	680.0
IRELAND	20	0	-100.0	76	0	-100.0
ITALY	7,331	1,497	-79.6	19,387	3,200	-83.5
SPAIN	27,431	5,035	-81.6	19,087	8,713	-54.4
GREECE	228	160	-29.8	304	378	24.3
HUNGARY	83	429	416.9	83	5,127	6,077.1
POLAND	1,030	677	-34.3	884	1,541	74.3
UKRAINE	1,441	1,905	32.2	7,279	8,603	18.2
CROATIA	0	69	-	0	195	-
MALTA	7	47	571.4	13	95	630.8
<b>-SENG</b>	<b>1,565,671</b>	<b>1,536,313</b>	<b>-1.9</b>	<b>1,845,935</b>	<b>2,309,862</b>	<b>25.1</b>
JAPAN	383,967	769,472	100.4	290,036	1,043,159	259.7
HONG KONG	0	19,000	-	0	19,000	-
KOREA, REPUBLIC OF	38,000	96,187	153.1	23,730	126,186	431.8
TAIWAN	64,063	8,229	-87.2	49,659	2,820	-94.3
CHINA	9,610	60,360	528.1	26,633	133,016	399.4
THAILAND	0	40,120	-	0	81,228	-
SINGAPORE	269,972	107,094	-60.3	422,358	183,078	-56.7
PHILIPPINES	24,982	86,269	245.3	39,520	138,158	249.6
MALAYSIA	4,247	164,887	3,782.4	9,082	268,841	2,860.2
BRUNEI DARUSSALAM	3,396	0	-100.0	10,078	0	-100.0
VIET NAM	20,200	20,000	-1.0	27,611	42,803	55.0
INDIA	25,027	0	-100.0	4,031	0	-100.0
BANGLADESH	309,947	0	-100.0	325,441	0	-100.0
SRI LANKA	66,322	34,487	-48.0	114,046	57,799	-49.3
UNITED ARAB EMIRATES	500	0	-100.0	1,500	0	-100.0
TOGO	2,392	0	-100.0	66,000	0	-100.0
NIGERIA	24,000	20,000	-16.7	3,504	20,000	470.8
MALI	0	118	-	0	502	-
MAURITIUS	54,140	0	-100.0	25,119	0	-100.0
AUSTRALIA	29,179	68,086	133.3	60,544	94,251	55.7
EAST TIMOR	227,930	34,709	-84.8	298,292	49,973	-83.3



TABEL 5. PERKEMBANGAN EKSPOR INDONESIA MENURUT KOMODITI DAN NEGARA TUJUAN

JENIS BARANG	BERAT BERSIH (KG)		PERUB	NILAI FOB (US \$)		PERUB
	JAN-APR 2005	JAN-APR 2006	%	JAN-APR 2005	JAN-APR 2006	%
(1)	(2)	(3)	(4)	(5)	(6)	(7)
BRAZIL	0	6,437	-	0	44,006	-
UNITED KINGDOM	7,751	851	-89.0	48,222	4,683	-90.3
FRANCE	11	0	-100.0	310	0	-100.0
GERMANY, FED. REP. OF	20	0	-100.0	195	0	-100.0
RUSSIA FEDERATION	15	7	-53.3	24	359	1,395.8
<b>-LOGAM TIDAK MULIA LAIN</b>	<b>20,916,589</b>	<b>18,532,550</b>	<b>-11.4</b>	<b>64,467,595</b>	<b>54,010,971</b>	<b>-16.2</b>
JAPAN	7,158,951	3,538,775	-50.6	16,453,076	12,986,380	-21.1
HONG KONG	429,589	370,044	-13.9	1,627,655	1,207,554	-25.8
KOREA, REPUBLIC OF	111,415	147,583	32.5	206,382	316,514	53.4
TAIWAN	22,864	48,153	110.6	31,920	144,306	352.1
CHINA	155,428	220,535	41.9	510,082	656,924	28.8
MONGOLIA	0	86	-	0	8,490	-
PAPUA NEW GUINEA	389,810	149,437	-61.7	1,049,730	390,282	-62.8
THAILAND	720,001	1,009,441	40.2	3,415,813	4,749,524	39.1
SINGAPORE	2,740,275	4,994,494	82.3	14,444,991	8,546,727	-40.8
PHILIPPINES	864,703	394,073	-54.4	1,482,155	868,863	-41.4
MALAYSIA	741,332	1,008,592	36.1	2,640,331	2,974,986	12.7
MYANMAR (FORM. BURMA)	204,517	17,215	-91.6	11,785	36,425	209.1
CAMBODIA	134	553	312.7	953	3,759	294.4
BRUNEI DARUSSALAM	5,402	19,491	260.8	9,791	29,204	198.3
LAO PEOPLE'S DEMOCRATIC REPUBLIC	0	440	-	0	9,267	-
VIET NAM	433,549	230,163	-46.9	506,656	688,953	36.0
MALDIVES	7,139	5,828	-18.4	13,502	11,767	-12.9
INDIA	134,671	205,586	52.7	811,781	485,669	-40.2
PAKISTAN	59,407	55,818	-6.0	205,226	163,112	-20.5
BANGLADESH	19,821	21,241	7.2	63,885	67,074	5.0
SRI LANKA	4,025	20,581	411.3	16,477	56,864	245.1
IRAN (ISLAMIC REPUBLIC OF)	0	21,868	-	0	37,120	-
SAUDI ARABIA	10,875	261,193	2,301.8	108,080	218,540	102.2
KUWAIT	6,123	38,344	526.2	10,284	41,426	302.8
JORDAN	1,200	8,697	624.8	25,000	14,103	-43.6
LEBANON	16,602	7,825	-52.9	20,187	12,924	-36.0
YEMEN	0	227	-	0	437	-
OMAN	1,298	158	-87.8	700	1,230	75.7
SYRIA ARAB REPUBLIC	20,500	95,437	365.6	20,055	70,986	254.0
TURKEY	84,189	3,128	-96.3	325,008	7,822	-97.6
UNITED ARAB EMIRATES	819,606	280,355	-65.8	1,128,515	515,047	-54.4
QATAR	8,295	29,668	257.7	12,852	27,140	111.2
BAHRAIN	0	2,835	-	0	8,573	-
CYPRUS	5,341	25,985	386.5	11,868	22,334	88.2
EGYPT	3,620	13,861	282.9	130,546	77,499	-40.6
LIBYAN ARAB JAMAHIRIYA	25,000	20,000	-20.0	30,210	19,870	-34.2
MOROCCO	3,445	15,943	362.8	22,633	35,508	56.9
SUDAN	8,295	0	-100.0	15,309	0	-100.0
TANZANIA, UNITED REPUBLIC OF	15,387	2,586	-83.2	33,772	26,087	-22.8
MADAGASCAR	4,343	4,745	9.3	1,706	2,153	26.2
KENYA	17,444	35,379	102.8	33,128	80,368	142.6
REUNION	4,276	1,574	-63.2	10,554	1,324	-87.5
TOGO	0	8,704	-	0	20,105	-
GHANA	0	696	-	0	816	-
GUINEA	6,736	16,229	140.9	20,160	9,130	-54.7
CAMEROON	0	12,500	-	0	26,420	-
NIGERIA	75,474	320,191	324.2	158,076	701,877	344.0
BURKINA FASO	9,401	0	-100.0	22,724	0	-100.0
U.S. VIRGIN ISLANDS	46	0	-100.0	56	0	-100.0
SEYCHELLES	916	689	-24.8	2,666	3,195	19.8
UGANDA	0	790	-	0	1,986	-
SOUTH AFRICA	149,160	151,658	1.7	419,296	524,056	25.0
MAURITIUS	312,798	33	-100.0	827,600	53	-100.0

TABEL 5. PERKEMBANGAN EKSPOR INDONESIA MENURUT KOMODITI DAN NEGARA TUJUAN

JENIS BARANG	BERAT BERSIH (KG)		PERUB	NILAI FOB (US \$)		PERUB
	JAN-APR 2005	JAN-APR 2006	%	JAN-APR 2005	JAN-APR 2006	%
(1)	(2)	(3)	(4)	(5)	(6)	(7)
VIRGIN ISLANDS (BRITISH)	1	0	-100.0	3	0	-100.0
AUSTRALIA	470,773	393,990	-16.3	1,372,674	1,839,509	34.0
NEW ZEALAND	61,780	54,929	-11.1	208,615	205,025	-1.7
GUAM	91	420	361.5	509	1,829	259.3
NEW CALEDONIA	2,711	22,641	735.2	5,566	46,027	726.9
NORTHERN MARIANA ISLANDS	0	1	-	0	4	-
SAINT VINCENT AND THE GRENADINES	764	0	-100.0	616	0	-100.0
VANUATU	0	1,756	-	0	824	-
WALLIS AND FUTUNA ISLANDS	0	683	-	0	279	-
AMERICAN SAMOA	3,755	0	-100.0	4,213	0	-100.0
FIJI	4,741	3,081	-35.0	30,552	14,656	-52.0
TONGA	8,432	0	-100.0	6,720	0	-100.0
ISLAND	20	0	-100.0	40	0	-100.0
TOKELAU	0	15,749	-	0	15,200	-
EAST TIMOR	9,205	15,380	67.1	6,817	12,676	86.0
UNITED STATES	1,191,231	986,805	-17.2	6,450,411	6,057,568	-6.1
CANADA	128,577	112,583	-12.4	605,298	560,892	-7.3
MEXICO	2,041	19,635	862.0	7,542	134,487	1,683.2
PANAMA	10,464	9,383	-10.3	78,843	37,445	-52.5
CHILE	217	61,042	28,030.0	150	342,124	227,982.7
VENEZUELA	0	109	-	0	63	-
ARGENTINA	20,252	39,524	95.2	33,080	148,671	349.4
BRAZIL	5,411	14,271	163.7	58,343	75,330	29.1
COLOMBIA	148	686	363.5	156	437	180.1
URUGUAY	84	0	-100.0	147	0	-100.0
ECUADOR	4,000	70	-98.3	3,956	10,640	169.0
PERU	653	0	-100.0	4,339	0	-100.0
TRINIDAD AND TOBAGO	14,057	0	-100.0	14,540	0	-100.0
BAHAMAS	0	125	-	0	90	-
PUERTO RICO	703	740	5.3	2,180	2,433	11.6
BELIZE	0	62	-	0	229	-
DOMINICAN REPUBLIC	919	524	-43.0	687	1,047	52.4
EL SALVADOR	0	32	-	0	67	-
COSTA RICA	1,098	2,154	96.2	989	1,159	17.2
BARBADOS	8,589	391	-95.5	11,385	340	-97.0
ARUBA	0	2,446	-	0	3,912	-
BERMUDA	284	220	-22.5	2,214	1,540	-30.4
FRENCH GUIANA	103	0	-100.0	142	0	-100.0
FRENCH POLYNESIA	4,855	2,111	-56.5	5,315	1,761	-66.9
GRENADA	0	2,254	-	0	3,086	-
NETHERLANDS ANTILLES	1,205	235	-80.5	3,513	377	-89.3
NORFOLK ISLANDS	50	0	-100.0	16,239	0	-100.0
SAINT LUCIA	0	41	-	0	53	-
GUADELOUPE	0	2	-	0	11	-
SAINT KITTS AND NEVIS	78	246	215.4	741	349	-52.9
UNITED KINGDOM	986,927	1,034,984	4.9	2,337,991	1,749,365	-25.2
NETHERLANDS	331,192	161,302	-51.3	1,575,300	756,134	-52.0
FRANCE	242,595	304,423	25.5	605,035	614,448	1.6
GERMANY, FED. REP. OF	422,096	379,157	-10.2	1,632,551	2,149,265	31.7
AUSTRIA	6,804	4,201	-38.3	25,113	13,289	-47.1
BELGIUM	155,810	101,545	-34.8	266,521	153,813	-42.3
SWITZERLAND	3,621	5,269	45.5	24,878	51,867	108.5
DENMARK	42,390	8,804	-79.2	63,498	15,347	-75.8
NORWAY	56,269	25,523	-54.6	127,759	43,013	-66.3
SWEDEN	79,265	76,867	-3.0	262,444	262,068	-0.1
FINLAND	1,825	15,982	775.7	164,325	59,108	-64.0
IRELAND	180,805	250,708	38.7	318,448	552,406	73.5
ITALY	407,040	290,558	-28.6	725,403	479,954	-33.8
SPAIN	179,588	198,578	10.6	412,004	440,213	6.9

TABEL 5. PERKEMBANGAN EKSPOR INDONESIA MENURUT KOMODITI DAN NEGARA TUJUAN

JENIS BARANG	BERAT BERSIH (KG)		PERUB	NILAI FOB (US \$)		PERUB
	JAN-APR 2005	JAN-APR 2006	%	JAN-APR 2005	JAN-APR 2006	%
(1)	(2)	(3)	(4)	(5)	(6)	(7)
PORTUGAL	1,308	2,547	94.7	2,055	6,262	204.7
GREECE	6,855	18,391	168.3	26,499	40,268	52.0
HUNGARY	3,149	6,636	110.7	4,546	26,041	472.8
POLAND	28,318	26,379	-6.9	45,128	79,011	75.1
BULGARIA	232	3,871	1,568.5	457	21,870	4,685.6
YUGOSLAVIA	1,303	2,244	72.2	2,187	4,774	118.3
AZERBAIJAN	0	490	-	0	42,068	-
ESTONIA	256	0	-100.0	500	0	-100.0
CROATIA	339	1,707	403.5	1,227	5,932	383.5
MALTA	5,400	707	-86.9	7,527	2,419	-67.9
SLOVAKIA	0	9	-	0	64	-
SLOVENIA	1,804	6,334	251.1	2,242	5,203	132.1
CZECH REPUBLIC	539	955	77.2	3,796	1,732	-54.4
RUSSIA FEDERATION	164	631	284.8	450	4,124	816.4
<b>-PAKAIAN JADI</b>	<b>113,863,626</b>	<b>115,702,220</b>	<b>1.6</b>	<b>1,559,415,031</b>	<b>1,667,073,853</b>	<b>6.9</b>
JAPAN	3,107,636	3,700,523	19.1	47,589,803	48,633,121	2.2
HONG KONG	644,656	547,276	-15.1	5,113,586	5,722,222	11.9
REPUBLIC	7,700	1,695	-78.0	152,064	40,430	-73.4
KOREA, REPUBLIC OF	646,176	571,738	-11.5	7,336,781	7,504,442	2.3
TAIWAN	270,386	193,462	-28.5	2,591,305	2,546,836	-1.7
CHINA	123,059	299,056	143.0	2,153,117	1,467,059	-31.9
MACAU	35	394	1,025.7	1,826	10,778	490.3
PAPUA NEW GUINEA	161,157	222,688	38.2	332,544	869,899	161.6
THAILAND	68,979	285,338	313.7	780,693	2,660,652	240.8
SINGAPORE	4,047,490	2,283,913	-43.6	42,116,134	19,674,829	-53.3
PHILIPPINES	255,173	175,359	-31.3	2,752,627	1,734,395	-37.0
MALAYSIA	2,309,160	3,486,102	51.0	9,640,750	9,581,216	-0.6
MYANMAR (FORM. BURMA)	4,663	330	-92.9	70,577	645	-99.1
CAMBODIA	912	1,709	87.4	3,008	11,531	283.3
BRUNEI DARUSSALAM	42,178	92,098	118.4	421,148	574,414	36.4
LAO PEOPLE'S DEMOCRATIC REPUBLIC	0	5,999	-	0	27,992	-
NEPAL	15,365	19,642	27.8	195,746	207,537	6.0
VIET NAM	22,907	48,079	109.9	336,328	124,604	-63.0
MALDIVES	109,270	17,739	-83.8	520,146	99,706	-80.8
INDIA	51,714	27,557	-46.7	289,303	368,880	27.5
PAKISTAN	45,666	160,316	251.1	438,696	1,067,705	143.4
BANGLADESH	29,370	5,292	-82.0	335,400	47,386	-85.9
SRI LANKA	632,647	530,959	-16.1	5,527,837	3,081,906	-44.3
AFGHANISTAN	2,663	0	-100.0	14,120	0	-100.0
IRAQ	0	32,161	-	0	199,344	-
IRAN (ISLAMIC REPUBLIC OF)	42,848	2,476	-94.2	451,698	4,240	-99.1
SAUDI ARABIA	2,476,236	1,843,182	-25.6	17,945,988	15,167,171	-15.5
KUWAIT	120,204	142,961	18.9	933,129	1,180,493	26.5
JORDAN	9,512	1,179	-87.6	88,476	8,280	-90.6
LEBANON	795	5,078	538.7	50,481	164,170	225.2
PALESTINA	0	330	-	0	10,001	-
YEMEN	127,284	68,993	-45.8	1,298,830	749,051	-42.3
OMAN	8,264	18	-99.8	99,536	231	-99.8
SYRIA ARAB REPUBLIC	0	2,775	-	0	8,204	-
TURKEY	253,018	83,875	-66.9	1,179,725	1,704,865	44.5
UNITED ARAB EMIRATES	4,446,623	3,498,386	-21.3	51,518,572	35,646,912	-30.8
QATAR	3,065	4,637	51.3	55,174	90,872	64.7
BAHRAIN	24,382	9,604	-60.6	366,289	72,917	-80.1
CYPRUS	12,879	3,252	-74.8	164,045	47,088	-71.3
EGYPT	196,361	384,494	95.8	2,417,195	4,441,602	83.8
LIBYAN ARAB JAMAHIRIYA	8,103	8,695	7.3	32,092	117,500	266.1
MOROCCO	29,313	36,537	24.6	292,849	407,976	39.3
TUNISIA	297	13,877	4,572.4	400	73,651	18,312.8
ALGERIA	234,743	127,763	-45.6	3,011,757	1,306,643	-56.6

TABEL 5. PERKEMBANGAN EKSPOR INDONESIA MENURUT KOMODITI DAN NEGARA TUJUAN

JENIS BARANG	BERAT BERSIH (KG)		PERUB	NILAI FOB (US \$)		PERUB
	JAN-APR 2005	JAN-APR 2006	%	JAN-APR 2005	JAN-APR 2006	%
(1)	(2)	(3)	(4)	(5)	(6)	(7)
SUDAN	781,071	671,272	-14.1	12,841,522	7,627,329	-40.6
ERITREA	1,696	0	-100.0	4,495	0	-100.0
NAMIBIA	20,649	3,313	-84.0	170,088	37,110	-78.2
ETHIOPIA	688,955	280,538	-59.3	11,644,506	3,645,675	-68.7
TANZANIA, UNITED REPUBLIC OF	144,834	130,227	-10.1	249,359	171,321	-31.3
MADAGASCAR	51,994	51,147	-1.6	264,732	144,389	-45.5
SOMALIA	55,382	49,433	-10.7	352,758	727,117	106.1
KENYA	466,109	495,308	6.3	1,624,946	1,035,111	-36.3
REUNION	17,873	14,011	-21.6	79,985	76,599	-4.2
MOZAMBIQUE	100,730	23,813	-76.4	191,719	75,160	-60.8
BOTSWANA	2,525	0	-100.0	14,040	0	-100.0
EQUATORIAL GUINEA	0	37,835	-	0	84,304	-
TOGO	1,284,927	2,500,551	94.6	4,410,609	4,507,665	2.2
GHANA	506,799	351,274	-30.7	2,037,760	687,262	-66.3
LIBERIA	96,876	47,531	-50.9	171,968	56,160	-67.3
GUINEA	1,178,539	654,110	-44.5	4,127,370	663,320	-83.9
ANGOLA	210,577	315,885	50.0	1,970,263	455,409	-76.9
CONGO	285,471	244,526	-14.3	530,750	347,747	-34.5
CAMEROON	146,539	322,185	119.9	241,989	445,685	84.2
NIGERIA	2,399,623	338,126	-85.9	18,073,904	838,635	-95.4
GABON	43,579	21,333	-51.1	53,884	31,205	-42.1
COTE D'IVOIRE	68,364	73,706	7.8	122,983	116,673	-5.1
SENEGAL	485,862	712,726	46.7	444,798	795,290	78.8
MAURITANIA	184,476	50,899	-72.4	1,508,750	513,761	-66.0
MALI	377,179	120,000	-68.2	795,064	184,176	-76.8
BENIN	678,901	1,125,686	65.8	5,894,921	6,426,345	9.0
BURKINA FASO	48,000	0	-100.0	79,136	0	-100.0
GAMBIA	122,306	86,427	-29.3	202,162	79,200	-60.8
U.S. VIRGIN ISLANDS	515	241	-53.2	2,849	1,654	-41.9
SEYCHELLES	6,160	703	-88.6	17,269	20,635	19.5
UGANDA	56,365	46,457	-17.6	137,871	195,764	42.0
CENTRAL AFRICAN REPUBLIC	0	76	-	0	10,519	-
NIGER	215,713	220,186	2.1	1,197,638	1,417,116	18.3
DJIBOUTI	258,699	352,782	36.4	1,086,438	1,428,302	31.5
SAINT HELENA	100	0	-100.0	1,692	0	-100.0
SAO TOME AND PRINCIPE	3,402	7,991	134.9	3,213	6,204	93.1
SWAZILAND	2,211	40	-98.2	24,463	2,148	-91.2
SOUTH AFRICA	278,796	243,640	-12.6	3,378,117	2,383,887	-29.4
ZIMBABWE	50,151	12,879	-74.3	252,011	75,098	-70.2
ZAMBIA	614	0	-100.0	5,148	0	-100.0
MALAWI	5,671	0	-100.0	6,825	0	-100.0
MAURITIUS	22,931	26,695	16.4	110,158	149,314	35.6
VIRGIN ISLANDS (BRITISH)	619	0	-100.0	18,155	0	-100.0
AUSTRALIA	662,071	819,002	23.7	13,083,677	14,253,601	8.9
NEW ZEALAND	96,994	75,284	-22.4	1,507,635	1,313,481	-12.9
GUAM	2,287	1,128	-50.7	48,058	17,000	-64.6
PALAU	21	47	123.8	120	291	142.5
NEW CALEDONIA	258,109	28,678	-88.9	314,694	333,403	6.0
NORTHERN MARIANA ISLANDS	216	927	329.2	8,197	28,072	242.5
SAINT VINCENT AND THE GRENADINES	193	51	-73.6	123	369	200.0
VANUATU	2,734	1,521	-44.4	9,798	4,546	-53.6
WALLIS AND FUTUNA ISLANDS	439	689	57.0	635	1,451	128.5
BRITISH INDIAN OCEAN TERRITORY	217	0	-100.0	9,378	0	-100.0
AMERICAN SAMOA	6,745	674	-90.0	50,998	4,200	-91.8
COOK ISLANDS	1,444	664	-54.0	9,424	4,734	-49.8
FIJI	37,823	31,955	-15.5	530,679	204,469	-61.5
KIRIBATI	0	4,722	-	0	6,500	-
SAMOA	43	13,196	30,588.4	62	77,792	125,371.0
SOLOMON ISLANDS	2,526	3,071	21.6	3,734	8,001	114.3

TABEL 5. PERKEMBANGAN EKSPOR INDONESIA MENURUT KOMODITI DAN NEGARA TUJUAN

JENIS BARANG	BERAT BERSIH (KG)		PERUB	NILAI FOB (US \$)		PERUB
	JAN-APR 2005	JAN-APR 2006	%	JAN-APR 2005	JAN-APR 2006	%
(1)	(2)	(3)	(4)	(5)	(6)	(7)
TONGA	13,526	18,688	38.2	12,562	13,899	10.6
CHRISTMAS ISLANDS	111	0	-100.0	486	0	-100.0
EAST TIMOR	26,132	38,472	47.2	72,826	32,648	-55.2
UNITED STATES	55,048,644	58,691,967	6.6	870,258,542	1,004,508,250	15.4
CANADA	1,694,119	1,713,424	1.1	30,150,514	32,893,572	9.1
MEXICO	465,659	383,257	-17.7	8,351,911	6,487,221	-22.3
HONDURAS	75,197	0	-100.0	308,257	0	-100.0
NICARAGUA	0	235	-	0	102	-
PANAMA	653,776	631,908	-3.3	8,179,749	5,902,970	-27.8
SURINAME	81	8,726	10,672.8	2,466	44,583	1,707.9
CHILE	109,771	129,346	17.8	1,007,920	1,647,726	63.5
VENEZUELA	36,263	204,398	463.7	164,466	517,003	214.4
ARGENTINA	71,436	50,239	-29.7	426,209	815,456	91.3
BRAZIL	141,133	309,701	119.4	904,323	1,700,480	88.0
COLOMBIA	2,829	629	-77.8	26,542	10,035	-62.2
BOLIVIA	0	95	-	0	3,376	-
URUGUAY	34,544	5,209	-84.9	209,803	98,009	-53.3
PARAGUAY	75	9	-88.0	158	239	51.3
ECUADOR	2,050	3,138	53.1	35,861	65,120	81.6
PERU	6,551	571	-91.3	98,884	10,479	-89.4
TRINIDAD AND TOBAGO	38	1	-97.4	1,538	52	-96.6
BAHAMAS	0	4,582	-	0	2,025	-
JAMAICA	1,506	4,550	202.1	18,244	36,839	101.9
PUERTO RICO	42,884	84,395	96.8	651,594	1,159,331	77.9
BELIZE	9,247	9,625	4.1	48,464	57,878	19.4
DOMINICAN REPUBLIC	1,278	10,424	715.7	2,984	78,574	2,533.2
EL SALVADOR	11,203	826	-92.6	41,885	5,189	-87.6
COSTA RICA	59,772	8,974	-85.0	34,440	31,707	-7.9
HAITI	0	2,993	-	0	20,780	-
BARBADOS	11	124	1,027.3	559	4,548	713.6
ANTIGUA AND BARBUDA	144	1,476	925.0	3,741	22,037	489.1
ARUBA	3,401	0	-100.0	30,671	0	-100.0
BERMUDA	1,331	667	-49.9	13,895	7,736	-44.3
FRENCH GUIANA	37	1,074	2,802.7	336	5,745	1,609.8
FRENCH POLYNESIA	37,616	28,685	-23.7	160,557	181,529	13.1
GRENADA	1,507	0	-100.0	16,259	0	-100.0
MARTINIQUE	2,742	4,142	51.1	14,818	12,177	-17.8
NETHERLANDS ANTILLES	144,513	71,513	-50.5	1,360,020	783,522	-42.4
SAINT LUCIA	193	1,829	847.7	5,757	2,600	-54.8
GUADELOUPE	4,537	3,319	-26.9	32,049	19,740	-38.4
SAINT KITTS AND NEVIS	316	2,747	769.3	420	3,888	825.7
UNITED KINGDOM	5,608,680	6,673,503	19.0	91,878,442	103,955,827	13.1
NETHERLANDS	1,524,409	1,800,776	18.1	27,427,208	31,229,976	13.9
FRANCE	2,330,689	2,118,912	-9.1	32,885,751	32,927,866	0.1
GERMANY, FED. REP. OF	6,380,522	6,835,112	7.1	99,909,233	123,150,794	23.3
AUSTRIA	80,983	89,197	10.1	1,238,614	1,842,680	48.8
BELGIUM	1,782,206	1,805,453	1.3	31,213,384	33,167,588	6.3
SWITZERLAND	258,691	216,025	-16.5	4,157,549	3,504,812	-15.7
LUXEMBOURG	0	1,942	-	0	25,178	-
GIBRALTAR	0	96	-	0	3,320	-
MONACO	0	2,062	-	0	55,010	-
DENMARK	100,752	101,465	0.7	1,436,884	1,537,770	7.0
NORWAY	65,279	77,248	18.3	1,014,115	1,293,447	27.5
SWEDEN	163,365	235,503	44.2	2,669,196	3,847,510	44.1
FINLAND	56,087	42,335	-24.5	632,846	528,341	-16.5
IRELAND	122,921	144,396	17.5	1,807,489	2,284,706	26.4
ITALY	1,418,683	1,406,323	-0.9	23,827,808	26,078,811	9.5
SPAIN	1,151,183	1,327,717	15.3	11,393,114	16,390,330	43.9
PORTUGAL	29,019	52,182	79.8	366,934	371,255	1.2

TABEL 5. PERKEMBANGAN EKSPOR INDONESIA MENURUT KOMODITI DAN NEGARA TUJUAN

JENIS BARANG	BERAT BERSIH (KG)		PERUB	NILAI FOB (US \$)		PERUB
	JAN-APR 2005	JAN-APR 2006	%	JAN-APR 2005	JAN-APR 2006	%
(1)	(2)	(3)	(4)	(5)	(6)	(7)
ICELAND	351	0	-100.0	9,594	0	-100.0
GREECE	311,669	63,498	-79.6	757,692	624,238	-17.6
CZECHOSLOVAKIA	395,957	189,090	-52.2	751,987	451,360	-40.0
HUNGARY	26,199	20,969	-20.0	154,540	245,559	58.9
POLAND	50,354	72,969	44.9	607,335	1,071,358	76.4
ROMANIA	120	2,651	2,109.2	1,411	35,236	2,397.2
BULGARIA	5,659	5,243	-7.4	146,400	92,118	-37.1
YUGOSLAVIA	1,574	466	-70.4	11,979	11,793	-1.6
BELARUS	0	33	-	0	2,170	-
MOLDOVA, REPUBLIC OF	8	83	937.5	220	1,667	657.7
UKRAINE	102,124	120,398	17.9	1,301,340	1,469,753	12.9
UZBEKISTAN	4	0	-100.0	40	0	-100.0
LITHUANIA	5,624	7,876	40.0	80,444	88,098	9.5
LATVIA	16,176	37,464	131.6	165,856	201,512	21.5
ESTONIA	3,028	6,712	121.7	58,131	68,321	17.5
GEORGIA	0	8	-	0	4	-
CROATIA	14,899	25,958	74.2	163,317	134,564	-17.6
MALTA	3,621	58,500	1,515.6	26,854	377,358	1,305.2
SLOVAKIA	765	7,724	909.7	8,763	85,756	878.6
SLOVENIA	1,829	6,031	229.7	36,779	7,369	-80.0
CZECH REPUBLIC	15,130	10,756	-28.9	232,905	284,076	22.0
RUSSIA FEDERATION	114,359	140,888	23.2	1,847,872	3,258,662	76.4
<b>-KAIN TENUN</b>	<b>95,562,724</b>	<b>91,617,093</b>	<b>-4.1</b>	<b>437,428,432</b>	<b>428,546,327</b>	<b>-2.0</b>
JAPAN	9,152,453	9,932,614	8.5	34,560,812	38,821,412	12.3
HONG KONG	3,507,879	3,251,000	-7.3	26,445,365	18,424,898	-30.3
REPUBLIC	0	147	-	0	2,283	-
KOREA, REPUBLIC OF	1,193,988	1,150,129	-3.7	4,989,405	4,313,034	-13.6
TAIWAN	836,950	356,321	-57.4	3,787,474	1,182,193	-68.8
CHINA	1,857,161	1,972,948	6.2	10,991,482	12,440,712	13.2
MACAU	87,951	74,983	-14.7	551,911	522,387	-5.4
PAPUA NEW GUINEA	27,337	63,452	132.1	110,707	332,253	200.1
THAILAND	2,948,123	2,503,432	-15.1	13,642,900	11,113,439	-18.5
SINGAPORE	1,835,263	1,512,557	-17.6	14,462,130	8,185,123	-43.4
PHILIPPINES	2,152,583	1,720,985	-20.1	9,668,064	14,500,216	50.0
MALAYSIA	7,655,696	6,073,504	-20.7	27,438,726	22,638,113	-17.5
MYANMAR (FORM. BURMA)	202,439	258,457	27.7	1,270,403	1,556,300	22.5
CAMBODIA	913,152	1,347,403	47.6	3,593,442	4,905,502	36.5
BRUNEI DARUSSALAM	12,569	25,134	100.0	64,581	166,986	158.6
LAO PEOPLE'S DEMOCRATIC REPUBLIC	36,806	19,422	-47.2	110,123	79,543	-27.8
NEPAL	5,002	2,024	-59.5	17,564	7,190	-59.1
VIET NAM	1,228,186	1,452,269	18.3	7,714,136	9,467,108	22.7
MALDIVES	78,580	44,403	-43.5	362,263	147,499	-59.3
INDIA	597,259	807,736	35.2	3,452,911	4,787,568	38.7
PAKISTAN	382,460	275,866	-27.9	1,647,544	967,174	-41.3
BANGLADESH	3,813,817	3,500,735	-8.2	13,602,975	14,131,712	3.9
SRI LANKA	1,893,696	1,543,580	-18.5	10,410,527	8,946,631	-14.1
AFGHANISTAN	127,559	49,618	-61.1	489,468	161,164	-67.1
IRAQ	3,803	0	-100.0	36,034	0	-100.0
IRAN (ISLAMIC REPUBLIC OF)	208,561	502,228	140.8	885,352	2,282,636	157.8
SAUDI ARABIA	3,163,403	2,936,240	-7.2	17,758,869	17,247,698	-2.9
KUWAIT	222,300	340,340	53.1	1,703,632	2,308,542	35.5
JORDAN	270,024	459,066	70.0	1,090,538	2,262,936	107.5
LEBANON	91,641	77,390	-15.6	482,657	482,669	0.0
YEMEN	541,216	482,481	-10.9	3,202,888	2,713,152	-15.3
OMAN	84,956	158,416	86.5	413,319	853,625	106.5
SYRIA ARAB REPUBLIC	833,250	571,731	-31.4	3,424,070	3,141,124	-8.3
TURKEY	4,832,227	7,239,211	49.8	18,767,538	30,869,103	64.5
UNITED ARAB EMIRATES	7,596,482	7,370,828	-3.0	43,597,377	44,397,420	1.8
QATAR	17,180	53,263	210.0	107,130	268,635	150.8

TABEL 5. PERKEMBANGAN EKSPOR INDONESIA MENURUT KOMODITI DAN NEGARA TUJUAN

JENIS BARANG	BERAT BERSIH (KG)		PERUB	NILAI FOB (US \$)		PERUB
	JAN-APR 2005	JAN-APR 2006	%	JAN-APR 2005	JAN-APR 2006	%
(1)	(2)	(3)	(4)	(5)	(6)	(7)
BAHRAIN	30,037	63,605	111.8	190,197	451,689	137.5
CYPRUS	55,275	69,844	26.4	274,304	420,173	53.2
EGYPT	792,477	846,616	6.8	2,684,062	2,940,469	9.6
LIBYAN ARAB JAMAHIRIYA	9,528	153,294	1,508.9	37,941	739,624	1,849.4
MOROCCO	205,351	310,434	51.2	915,768	1,917,259	109.4
TUNISIA	59,645	40,987	-31.3	290,364	223,475	-23.0
ALGERIA	116,788	157,010	34.4	402,622	282,280	-29.9
SUDAN	208,546	136,676	-34.5	706,378	777,760	10.1
LESOTHO	231,326	261,287	13.0	751,263	840,162	11.8
ETHIOPIA	0	19,200	-	0	67,047	-
TANZANIA, UNITED REPUBLIC OF	11,481	0	-100.0	53,520	0	-100.0
MADAGASCAR	39,279	174,924	345.3	168,926	658,263	289.7
SOMALIA	2,574	21,132	721.0	12,615	193,104	1,430.8
KENYA	473,504	472,881	-0.1	2,042,745	1,953,914	-4.4
REUNION	9	0	-100.0	4	0	-100.0
MOZAMBIQUE	259,607	199,996	-23.0	421,292	295,371	-29.9
BOTSWANA	73,269	0	-100.0	361,033	0	-100.0
TOGO	63,980	19,779	-69.1	362,671	76,681	-78.9
GHANA	287,461	113,694	-60.5	1,285,781	504,062	-60.8
GUINEA	5,035	23,600	368.7	1,392	23,386	1,580.0
CONGO	0	1	-	0	16	-
CAMEROON	0	9,424	-	0	63,808	-
NIGERIA	1,377,745	30,552	-97.8	7,684,474	380,613	-95.1
GABON	3,054	9,255	203.1	5,940	13,666	130.1
COTE D'IVOIRE	19,025	502	-97.4	55,686	2,014	-96.4
SENEGAL	6,416	5,555	-13.4	30,438	5,550	-81.8
MALI	0	1,428	-	0	12,071	-
BENIN	91,915	36,095	-60.7	563,786	255,606	-54.7
BURKINA FASO	1,292	0	-100.0	6,392	0	-100.0
GAMBIA	0	3,882	-	0	13,507	-
U.S. VIRGIN ISLANDS	44	0	-100.0	174	0	-100.0
NIGER	77,329	0	-100.0	382,567	0	-100.0
DJIBOUTI	44,176	42,684	-3.4	163,783	181,083	10.6
SWAZILAND	346,165	20,126	-94.2	1,012,295	46,202	-95.4
SOUTH AFRICA	1,167,615	748,415	-35.9	5,018,063	3,739,088	-25.5
ZIMBABWE	96,653	58,738	-39.2	432,309	252,228	-41.7
MAURITIUS	60,084	45,237	-24.7	289,339	163,611	-43.5
ZAIRE	0	12,600	-	0	99,351	-
VIRGIN ISLANDS (BRITISH)	27,798	0	-100.0	317,389	0	-100.0
AUSTRALIA	1,211,393	837,195	-30.9	4,020,785	2,951,025	-26.6
NEW ZEALAND	209,735	117,892	-43.8	1,033,720	553,706	-46.4
GUAM	0	334	-	0	596	-
NEW CALEDONIA	2,549	0	-100.0	10,615	0	-100.0
VANUATU	68	0	-100.0	1,538	0	-100.0
AMERICAN SAMOA	1,724	522	-69.7	9,045	4,106	-54.6
COOK ISLANDS	56	0	-100.0	354	0	-100.0
FIJI	105,199	94,780	-9.9	423,759	429,879	1.4
KIRIBATI	0	2,877	-	0	3,960	-
SAMOA	4,219	0	-100.0	22,623	0	-100.0
TONGA	569	0	-100.0	302	0	-100.0
EAST TIMOR	891	2,673	200.0	1,011	2,169	114.5
UNITED STATES	5,246,394	4,440,515	-15.4	24,131,192	22,332,231	-7.5
CANADA	564,228	498,941	-11.6	3,059,678	2,773,933	-9.3
MEXICO	712,305	1,558,314	118.8	3,928,521	5,735,122	46.0
GUATEMALA	45,341	69,825	54.0	313,942	241,612	-23.0
HONDURAS	383,938	65,210	-83.0	2,143,679	483,896	-77.4
NICARAGUA	149,848	33,141	-77.9	397,884	115,182	-71.1
PANAMA	378,273	178,103	-52.9	1,771,821	854,024	-51.8
CUBA	1,438	0	-100.0	4,337	0	-100.0

TABEL 5. PERKEMBANGAN EKSPOR INDONESIA MENURUT KOMODITI DAN NEGARA TUJUAN

JENIS BARANG	BERAT BERSIH (KG)		PERUB	NILAI FOB (US \$)		PERUB
	JAN-APR 2005	JAN-APR 2006	%	JAN-APR 2005	JAN-APR 2006	%
	(1)	(2)	(3)	(4)	(5)	(6)
CHILE	123,258	178,214	44.6	587,852	733,969	24.9
VENEZUELA	70,463	89,471	27.0	447,708	383,844	-14.3
ARGENTINA	691,591	226,663	-67.2	2,141,779	899,997	-58.0
BRAZIL	397,723	489,699	23.1	2,333,892	2,873,236	23.1
COLOMBIA	171,628	149,780	-12.7	822,269	774,026	-5.9
BOLIVIA	447	768	71.8	22,558	4,525	-79.9
URUGUAY	29,362	25	-99.9	150,943	1,530	-99.0
PARAGUAY	11,920	11,965	0.4	119,208	80,551	-32.4
ECUADOR	63,982	20,466	-68.0	257,683	111,524	-56.7
PERU	158,139	102,910	-34.9	734,028	531,790	-27.6
GUYANA	25,784	0	-100.0	113,292	0	-100.0
TRINIDAD AND TOBAGO	4,018	0	-100.0	14,829	0	-100.0
JAMAICA	0	18,873	-	0	101,524	-
DOMINICAN REPUBLIC	92,828	110,709	19.3	492,431	625,906	27.1
EL SALVADOR	39,084	236,541	505.2	157,121	1,184,862	654.1
COSTA RICA	1,897	163	-91.4	11,097	232	-97.9
FRENCH POLYNESIA	2,534	3,208	26.6	35,030	43,813	25.1
NETHERLANDS ANTILLES	3,950	561	-85.8	25,346	3,938	-84.5
GUADELOUPE	299	0	-100.0	639	0	-100.0
UNITED KINGDOM	2,259,114	1,792,573	-20.7	8,893,346	8,971,168	0.9
NETHERLANDS	2,311,351	2,504,199	8.3	9,351,122	9,530,994	1.9
FRANCE	655,104	597,999	-8.7	3,291,429	3,512,861	6.7
GERMANY, FED. REP. OF	3,337,398	3,145,196	-5.8	15,714,475	15,066,597	-4.1
AUSTRIA	16,845	10,915	-35.2	126,930	69,799	-45.0
BELGIUM	1,793,863	1,716,842	-4.3	5,436,803	6,107,415	12.3
SWITZERLAND	103,074	699	-99.3	70,546	2,433	-96.6
DENMARK	30,579	65,543	114.3	258,362	518,283	100.6
NORWAY	13,478	17,095	26.8	58,870	76,101	29.3
SWEDEN	22,587	18,677	-17.3	284,677	115,259	-59.5
FINLAND	85,555	238,305	178.5	566,743	1,537,544	171.3
IRELAND	1,405	42,263	2,908.0	13,714	167,798	1,123.6
ITALY	5,629,598	6,288,194	11.7	18,563,268	20,597,805	11.0
SPAIN	1,681,866	1,594,345	-5.2	6,110,596	5,638,290	-7.7
PORTUGAL	258,787	288,654	11.5	1,339,167	1,176,820	-12.1
ICELAND	1,837	0	-100.0	14,374	0	-100.0
GREECE	467,695	210,294	-55.0	2,143,527	1,256,514	-41.4
HUNGARY	185,754	270,893	45.8	961,742	1,335,306	38.8
POLAND	466,333	530,784	13.8	2,587,148	3,197,478	23.6
ROMANIA	8,913	34,137	283.0	56,820	186,433	228.1
BULGARIA	327,772	46,634	-85.8	1,940,492	229,228	-88.2
BELARUS	52,299	25,316	-51.6	332,801	176,359	-47.0
UKRAINE	192,076	204,674	6.6	1,211,340	1,266,992	4.6
UZBEKISTAN	19,506	98,635	405.7	4,877	226,359	4,541.4
LITHUANIA	119	0	-100.0	1,601	0	-100.0
LATVIA	210	301	43.3	4,020	4,531	12.7
ESTONIA	226	5,750	2,444.3	6,197	19,496	214.6
MALTA	0	114	-	0	423	-
SLOVAKIA	21,280	12,273	-42.3	144,514	97,591	-32.5
SLOVENIA	1,032	5,553	438.1	8,823	37,539	325.5
CZECH REPUBLIC	19,431	22,691	16.8	125,420	147,172	17.3
RUSSIA FEDERATION	34,127	47,841	40.2	282,347	217,918	-22.8
<b>-TEKSTIL LAINNYA</b>	<b>347,162,043</b>	<b>393,190,204</b>	<b>13.3</b>	<b>742,874,233</b>	<b>824,103,987</b>	<b>10.9</b>
JAPAN	29,081,291	26,664,081	-8.3	83,011,316	74,276,452	-10.5
HONG KONG	15,233,421	14,930,928	-2.0	32,456,987	29,538,525	-9.0
REPUBLIC	861,567	505,235	-41.4	1,652,317	1,060,491	-35.8
KOREA, REPUBLIC OF	29,073,324	27,925,424	-4.0	61,949,988	68,003,828	9.8
TAIWAN	14,438,166	11,996,911	-16.9	25,873,471	20,681,581	-20.1
CHINA	16,633,091	15,503,966	-6.8	29,923,844	33,475,009	11.9
MONGOLIA	0	162	-	0	1,209	-



TABEL 5. PERKEMBANGAN EKSPOR INDONESIA MENURUT KOMODITI DAN NEGARA TUJUAN

JENIS BARANG	BERAT BERSIH (KG)		PERUB	NILAI FOB (US \$)		PERUB
	JAN-APR 2005	JAN-APR 2006	%	JAN-APR 2005	JAN-APR 2006	%
(1)	(2)	(3)	(4)	(5)	(6)	(7)
MACAU	70,397	1,707,288	2,325.2	168,763	4,445,227	2,534.0
PAPUA NEW GUINEA	173,910	97,668	-43.8	317,982	225,572	-29.1
THAILAND	8,591,920	8,803,198	2.5	20,532,142	21,407,678	4.3
SINGAPORE	5,856,004	11,451,690	95.6	15,895,555	22,339,678	40.5
PHILIPPINES	8,622,762	10,207,768	18.4	17,028,524	19,809,412	16.3
MALAYSIA	9,907,758	10,027,667	1.2	24,289,287	23,318,433	-4.0
MYANMAR (FORM. BURMA)	19,228	33,586	74.7	99,908	217,709	117.9
CAMBODIA	148,221	257,084	73.5	649,926	829,284	27.6
BRUNEI DARUSSALAM	62,679	48,040	-23.4	171,844	114,942	-33.1
NEPAL	0	17,372	-	0	23,417	-
VIET NAM	8,985,557	9,025,998	0.5	16,773,695	15,833,246	-5.6
MALDIVES	25,336	10,569	-58.3	123,084	53,934	-56.2
INDIA	16,924,886	18,972,190	12.1	31,208,904	27,488,514	-11.9
PAKISTAN	5,031,667	11,320,852	125.0	8,917,922	16,911,875	89.6
BANGLADESH	7,972,657	7,303,467	-8.4	18,358,723	18,338,624	-0.1
SRI LANKA	4,089,131	4,291,004	4.9	11,182,627	11,874,465	6.2
AFGHANISTAN	18,096	10,625	-41.3	76,935	21,075	-72.6
IRAN (ISLAMIC REPUBLIC OF)	6,124,446	8,326,865	36.0	11,383,940	13,772,379	21.0
SAUDI ARABIA	794,672	733,144	-7.7	3,797,832	3,200,198	-15.7
KUWAIT	11,765	40,427	243.6	85,627	292,032	241.1
JORDAN	324,446	327,918	1.1	611,628	645,478	5.5
LEBANON	7,809	17,715	126.9	88,475	68,363	-22.7
YEMEN	296,206	330,314	11.5	1,094,702	967,328	-11.6
OMAN	45,802	21,276	-53.6	88,294	77,764	-11.9
SYRIA ARAB REPUBLIC	2,153,781	1,718,754	-20.2	3,750,338	3,057,447	-18.5
TURKEY	22,693,566	22,378,445	-1.4	41,204,437	41,697,782	1.2
UNITED ARAB EMIRATES	2,269,821	1,436,993	-36.7	7,525,125	7,767,959	3.2
QATAR	205	13,846	6,654.2	601	68,103	11,231.6
BAHRAIN	130,959	60	-100.0	320,228	278	-99.9
CYPRUS	7,928	3,729	-53.0	36,140	11,330	-68.7
EGYPT	13,225,778	17,346,039	31.2	20,923,023	27,475,860	31.3
LIBYAN ARAB JAMAHIRIYA	0	16,422	-	0	44,903	-
MOROCCO	768,221	2,770,415	260.6	1,133,988	3,231,791	185.0
TUNISIA	260,489	119,390	-54.2	457,881	266,585	-41.8
ALGERIA	935,760	1,262,330	34.9	1,521,389	2,094,625	37.7
SUDAN	49,345	62,792	27.3	61,181	115,381	88.6
ERITREA	9,576	0	-100.0	31,601	0	-100.0
ETHIOPIA	13,200	18,000	36.4	45,540	46,140	1.3
TANZANIA, UNITED REPUBLIC OF	151,509	181,002	19.5	361,206	305,675	-15.4
MADAGASCAR	148,776	128,721	-13.5	361,970	371,491	2.6
SOMALIA	0	41,141	-	0	439,105	-
KENYA	365,532	290,933	-20.4	863,403	479,356	-44.5
REUNION	25,682	19,638	-23.5	58,378	37,997	-34.9
MOZAMBIQUE	0	3,151	-	0	9,165	-
BOTSWANA	0	6,768	-	0	15,909	-
EQUATORIAL GUINEA	0	1,014	-	0	946	-
TOGO	17,989	15,779	-12.3	115,873	41,400	-64.3
GHANA	96,046	291,821	203.8	369,039	953,114	158.3
LIBERIA	0	240	-	0	5,000	-
GUINEA	29,155	54,920	88.4	73,155	132,118	80.6
ANGOLA	174	0	-100.0	300	0	-100.0
CONGO	6,934	22,687	227.2	36,763	78,385	113.2
CAMEROON	990	727	-26.6	4,017	1,015	-74.7
NIGERIA	244,629	81,311	-66.8	1,472,881	174,738	-88.1
SIERRA LEONE	0	14,563	-	0	37,300	-
GABON	71,600	89,330	24.8	98,791	116,535	18.0
COTE D'IVOIRE	34,234	92,721	170.8	86,380	248,240	187.4
SENEGAL	44,212	44,449	0.5	144,376	128,950	-10.7
MAURITANIA	305,623	33,511	-89.0	804,465	241,920	-69.9

TABEL 5. PERKEMBANGAN EKSPOR INDONESIA MENURUT KOMODITI DAN NEGARA TUJUAN

JENIS BARANG	BERAT BERSIH (KG)		PERUB	NILAI FOB (US \$)		PERUB
	JAN-APR 2005	JAN-APR 2006	%	JAN-APR 2005	JAN-APR 2006	%
(1)	(2)	(3)	(4)	(5)	(6)	(7)
BENIN	44,823	90,731	102.4	346,133	640,653	85.1
GAMBIA	10,338	10,103	-2.3	15,675	8,746	-44.2
U.S. VIRGIN ISLANDS	5,119	50	-99.0	3,475	376	-89.2
SEYCHELLES	2,871	5,532	92.7	12,281	12,666	3.1
UGANDA	0	1,772	-	0	18,060	-
NIGER	117,648	3,680	-96.9	313,965	29,800	-90.5
DJIBOUTI	1,019,798	1,658,947	62.7	2,422,096	3,504,013	44.7
SOUTH AFRICA	2,118,436	1,706,652	-19.4	4,502,558	3,795,914	-15.7
ZIMBABWE	175,674	17,711	-89.9	594,429	90,034	-84.9
ZAMBIA	42,443	8,191	-80.7	73,461	19,694	-73.2
MAURITIUS	384,297	385,550	0.3	899,012	1,086,890	20.9
RWANDA	0	23,520	-	0	32,599	-
VIRGIN ISLANDS (BRITISH)	78	0	-100.0	119	0	-100.0
AUSTRALIA	5,195,088	4,968,488	-4.4	13,126,443	11,285,816	-14.0
NEW ZEALAND	1,106,488	858,411	-22.4	3,216,017	2,631,266	-18.2
MICRONESIA, FEDERATED STATES OF	799	0	-100.0	250	0	-100.0
GUAM	4,139	5,370	29.7	76,310	20,177	-73.6
PALAU	127	34	-73.2	255	4,728	1,754.1
NEW CALEDONIA	20,538	25,063	22.0	49,280	78,416	59.1
NORTHERN MARIANA ISLANDS	864	1,883	117.9	1,639	4,267	160.3
SAINT VINCENT AND THE GRENADINES	1,037	0	-100.0	2,009	0	-100.0
VANUATU	7,036	9,108	29.5	12,051	8,199	-32.0
WALLIS AND FUTUNA ISLANDS	0	4,640	-	0	7,299	-
AMERICAN SAMOA	0	95	-	0	12,955	-
COOK ISLANDS	4,701	2,132	-54.7	15,694	4,148	-73.6
FIJI	75,112	26,066	-65.3	322,279	174,527	-45.9
MARSHALL ISLANDS	0	214	-	0	525	-
SAMOA	269	0	-100.0	219	0	-100.0
TONGA	49	0	-100.0	88	0	-100.0
EAST TIMOR	402,511	25,644	-93.6	1,047,369	46,859	-95.5
UNITED STATES	17,985,975	31,143,029	73.2	40,320,874	68,440,260	69.7
CANADA	2,459,853	2,875,565	16.9	5,315,923	6,608,596	24.3
MEXICO	2,760,643	3,676,043	33.2	5,770,694	6,864,295	19.0
GUATEMALA	209,747	183,977	-12.3	437,666	348,990	-20.3
HONDURAS	436	77,656	17,711.0	3,221	165,659	5,043.1
NICARAGUA	0	11,731	-	0	23,653	-
PANAMA	134,007	211,137	57.6	285,379	402,074	40.9
CUBA	29,503	0	-100.0	40,605	0	-100.0
SURINAME	68,959	51,475	-25.4	127,706	102,953	-19.4
CHILE	1,049,666	1,376,746	31.2	2,110,106	3,053,667	44.7
VENEZUELA	3,654,727	2,667,838	-27.0	9,383,172	6,044,290	-35.6
ARGENTINA	6,359,168	6,071,108	-4.5	12,498,837	12,485,710	-0.1
BRAZIL	20,685,106	32,477,419	57.0	35,002,118	56,849,053	62.4
COLOMBIA	3,301,048	2,421,988	-26.6	7,160,839	5,071,737	-29.2
URUGUAY	147,700	286,871	94.2	241,008	618,279	156.5
PARAGUAY	39,597	0	-100.0	93,055	0	-100.0
ECUADOR	585,153	492,305	-15.9	983,759	865,146	-12.1
PERU	583,110	511,220	-12.3	984,294	1,290,682	31.1
GUYANA	3,499	0	-100.0	5,100	0	-100.0
TRINIDAD AND TOBAGO	46,198	37,541	-18.7	65,061	58,517	-10.1
BAHAMAS	0	573	-	0	735	-
JAMAICA	110,945	133,624	20.4	163,682	210,810	28.8
PUERTO RICO	2,500	1,012	-59.5	9,554	10,158	6.3
BELIZE	0	279	-	0	1,027	-
DOMINICAN REPUBLIC	72,162	116,262	61.1	130,692	379,724	190.6
EL SALVADOR	371,979	236,018	-36.6	626,684	420,481	-32.9
COSTA RICA	239,278	104,294	-56.4	954,178	161,499	-83.1
HAITI	0	58,473	-	0	81,130	-
BARBADOS	43	380	783.7	541	825	52.5

TABEL 5. PERKEMBANGAN EKSPOR INDONESIA MENURUT KOMODITI DAN NEGARA TUJUAN

JENIS BARANG	BERAT BERSIH (KG)		PERUB	NILAI FOB (US \$)		PERUB
	JAN-APR 2005	JAN-APR 2006	%	JAN-APR 2005	JAN-APR 2006	%
(1)	(2)	(3)	(4)	(5)	(6)	(7)
ANTIGUA AND BARBUDA	24	0	-100.0	89	0	-100.0
ANGUILLA	1,139	0	-100.0	4,953	0	-100.0
ARUBA	14	0	-100.0	163	0	-100.0
BERMUDA	190	411	116.3	1,486	2,877	93.6
CAYMAN ISLANDS	103	0	-100.0	122	0	-100.0
FRENCH GUIANA	1,810	977	-46.0	2,492	1,434	-42.5
FRENCH POLYNESIA	35,406	35,787	1.1	83,173	100,169	20.4
GRENADA	0	21,423	-	0	47,023	-
MARTINIQUE	3,508	6,432	83.4	8,784	9,723	10.7
NETHERLANDS ANTILLES	29,294	14,758	-49.6	24,226	44,473	83.6
SAINT LUCIA	4,828	0	-100.0	19,350	0	-100.0
TURKS AND CAICOS ISLANDS	11	417	3,690.9	16	120	650.0
GUADELOUPE	3,210	7,291	127.1	6,481	22,487	247.0
SAINT KITTS AND NEVIS	329	2,234	579.0	3,113	3,144	1.0
UNITED KINGDOM	3,538,600	3,143,539	-11.2	8,029,314	7,513,844	-6.4
NETHERLANDS	1,079,509	1,454,227	34.7	2,771,142	3,894,587	40.5
FRANCE	532,086	510,403	-4.1	2,100,707	2,190,806	4.3
GERMANY, FED. REP. OF	5,464,113	7,181,405	31.4	13,907,858	18,515,081	33.1
AUSTRIA	16,093	13,308	-17.3	69,628	90,349	29.8
BELGIUM	7,752,468	8,341,350	7.6	15,866,152	16,989,176	7.1
SWITZERLAND	13,009	226,636	1,642.2	42,487	456,634	974.8
LUXEMBOURG	0	129	-	0	442	-
DENMARK	226,727	263,212	16.1	712,098	1,157,265	62.5
NORWAY	19,600	18,191	-7.2	143,148	159,469	11.4
SWEDEN	508,742	763,810	50.1	2,792,646	4,772,597	70.9
FINLAND	235,937	104,456	-55.7	420,653	272,120	-35.3
IRELAND	70,486	457	-99.4	205,571	439	-99.8
ITALY	9,171,460	12,538,311	36.7	18,639,165	24,594,972	32.0
SPAIN	7,863,578	6,980,122	-11.2	16,308,036	14,646,568	-10.2
PORTUGAL	746,860	1,725,368	131.0	1,834,426	4,422,373	141.1
ICELAND	19,199	0	-100.0	30,135	0	-100.0
GREECE	1,976,032	2,023,099	2.4	4,315,601	4,742,582	9.9
CZECHOSLOVAKIA	35,475	255	-99.3	63,489	934	-98.5
HUNGARY	820,704	806,022	-1.8	1,426,343	1,583,528	11.0
POLAND	1,684,144	1,223,479	-27.4	3,004,613	2,462,237	-18.1
ROMANIA	96,382	100,135	3.9	213,313	183,159	-14.1
BULGARIA	1,252	25,210	1,913.6	2,952	41,669	1,311.6
YUGOSLAVIA	0	61	-	0	110	-
AZERBAIJAN	1,221	0	-100.0	12,658	0	-100.0
KAZAKHSTAN	11,822	0	-100.0	116,901	0	-100.0
UKRAINE	14	28,454	203,142.9	51	109,125	213,870.6
UZBEKISTAN	0	40	-	0	5	-
LITHUANIA	9,337	559,518	5,892.5	17,483	898,522	5,039.4
LATVIA	3,458	26,124	655.5	10,374	110,598	966.1
ESTONIA	20,026	10,818	-46.0	50,347	44,585	-11.4
GEORGIA	0	4,316	-	0	2,879	-
CROATIA	5,067	3,820	-24.6	14,099	8,035	-43.0
BOSNIA AND HERZEGOVINA	0	1,970	-	0	6,091	-
MALTA	2,625	7,024	167.6	17,504	51,267	192.9
SLOVAKIA	2,514	157,795	6,176.7	2,052	255,231	12,338.2
SLOVENIA	4,466	42,951	861.7	23,347	48,473	107.6
CZECH REPUBLIC	1,600	164,961	10,210.1	4,970	275,947	5,452.3
RUSSIA FEDERATION	18,357	113,273	517.1	105,956	281,996	166.1
<b>-BARANG DARI KARET</b>	<b>129,776,431</b>	<b>143,135,952</b>	<b>10.3</b>	<b>296,760,012</b>	<b>375,637,437</b>	<b>26.6</b>
JAPAN	22,827,301	27,820,625	21.9	59,596,027	76,772,261	28.8
HONG KONG	1,859,225	2,076,209	11.7	5,318,682	7,838,310	47.4
KOREA, REPUBLIC OF	1,587,346	1,539,121	-3.0	2,763,263	3,614,657	30.8
TAIWAN	1,960,316	1,626,825	-17.0	3,870,691	4,338,015	12.1
CHINA	2,051,190	1,895,111	-7.6	2,574,214	4,214,161	63.7

TABEL 5. PERKEMBANGAN EKSPOR INDONESIA MENURUT KOMODITI DAN NEGARA TUJUAN

JENIS BARANG	BERAT BERSIH (KG)		PERUB	NILAI FOB (US \$)		PERUB
	JAN-APR 2005	JAN-APR 2006	%	JAN-APR 2005	JAN-APR 2006	%
(1)	(2)	(3)	(4)	(5)	(6)	(7)
PAPUA NEW GUINEA	925,256	814,493	-12.0	1,794,407	1,858,236	3.6
THAILAND	2,695,918	2,925,083	8.5	8,159,494	9,224,997	13.1
SINGAPORE	4,312,276	2,655,681	-38.4	16,237,036	17,043,165	5.0
PHILIPPINES	4,184,519	5,143,639	22.9	7,197,390	8,012,030	11.3
MALAYSIA	7,654,357	5,133,751	-32.9	7,240,561	10,993,488	51.8
MYANMAR (FORM. BURMA)	201,910	353,965	75.3	425,365	774,656	82.1
CAMBODIA	66,943	180,776	170.0	142,704	417,421	192.5
BRUNEI DARUSSALAM	146,628	138,261	-5.7	246,333	285,136	15.8
LAO PEOPLE'S DEMOCRATIC REPUBLIC	25,107	23,611	-6.0	53,489	56,206	5.1
NEPAL	18,815	30,759	63.5	47,168	69,142	46.6
VIET NAM	1,466,269	1,233,166	-15.9	2,757,108	3,121,012	13.2
MALDIVES	907	6,104	573.0	2,205	14,782	570.4
INDIA	125,524	348,415	177.6	562,849	820,414	45.8
PAKISTAN	764,886	962,233	25.8	1,519,471	2,156,666	41.9
BANGLADESH	630,154	615,117	-2.4	1,150,025	1,304,589	13.4
SRI LANKA	849,468	720,908	-15.1	1,659,869	1,538,405	-7.3
AFGHANISTAN	22,441	45,658	103.5	32,550	117,501	261.0
IRAQ	0	94,234	-	0	224,206	-
IRAN (ISLAMIC REPUBLIC OF)	1,046,917	1,136,347	8.5	2,176,913	2,841,151	30.5
SAUDI ARABIA	5,424,233	6,800,226	25.4	10,516,731	15,249,990	45.0
KUWAIT	237,571	252,867	6.4	431,052	589,706	36.8
JORDAN	828,906	558,277	-32.7	1,336,274	1,072,192	-19.8
LEBANON	286,980	311,542	8.6	606,449	749,401	23.6
YEMEN	1,011,527	1,585,202	56.7	1,953,063	3,717,091	90.3
OMAN	195,288	224,136	14.8	405,825	531,773	31.0
SYRIA ARAB REPUBLIC	780,214	493,120	-36.8	1,674,634	1,114,850	-33.4
TURKEY	1,626,174	1,296,735	-20.3	3,102,646	3,209,713	3.5
UNITED ARAB EMIRATES	6,138,025	6,738,356	9.8	13,633,027	16,358,899	20.0
QATAR	100,470	150,074	49.4	231,370	352,977	52.6
BAHRAIN	119,521	90,722	-24.1	275,334	237,177	-13.9
CYPRUS	56,328	81,332	44.4	146,624	219,732	49.9
EGYPT	3,468,875	4,406,328	27.0	6,392,611	9,323,021	45.8
LIBYAN ARAB JAMAHIRIYA	834,135	760,100	-8.9	1,830,475	1,931,946	5.5
MOROCCO	91,232	90,779	-0.5	228,818	231,971	1.4
TUNISIA	17,805	30,440	71.0	42,870	76,741	79.0
ALGERIA	176,163	121,937	-30.8	390,557	314,508	-19.5
SUDAN	170,370	287,772	68.9	385,016	722,184	87.6
ERITREA	24,909	0	-100.0	53,471	0	-100.0
ETHIOPIA	63,998	0	-100.0	120,551	0	-100.0
TANZANIA, UNITED REPUBLIC OF	75,724	60,621	-19.9	132,752	135,555	2.1
MADAGASCAR	269	0	-100.0	1,250	0	-100.0
KENYA	49,221	34,756	-29.4	105,349	84,063	-20.2
REUNION	24,105	28,550	18.4	57,690	92,844	60.9
MOZAMBIQUE	6,164	14,208	130.5	8,504	34,625	307.2
BOTSWANA	129,863	67,320	-48.2	321,862	160,875	-50.0
TOGO	0	5,210	-	0	10,085	-
GHANA	198,390	161,385	-18.7	271,498	221,839	-18.3
GUINEA	0	750	-	0	1,500	-
ANGOLA	306	58,721	19,089.9	525	145,482	27,610.9
CONGO	19,514	0	-100.0	115,200	0	-100.0
CAMEROON	35,658	4,863	-86.4	54,538	11,076	-79.7
NIGERIA	723,687	668,142	-7.7	1,544,882	1,325,825	-14.2
COTE D'IVOIRE	12,076	44,569	269.1	13,756	103,008	648.8
SENEGAL	57,047	11,715	-79.5	101,510	23,912	-76.4
BENIN	0	27,655	-	0	72,469	-
SEYCHELLES	44	5,465	12,320.5	130	14,370	10,953.9
UGANDA	38,238	27,957	-26.9	60,935	71,407	17.2
DJIBOUTI	188,318	147,855	-21.5	366,988	311,563	-15.1
SOUTH AFRICA	452,171	313,487	-30.7	1,080,263	736,760	-31.8

TABEL 5. PERKEMBANGAN EKSPOR INDONESIA MENURUT KOMODITI DAN NEGARA TUJUAN

JENIS BARANG	BERAT BERSIH (KG)		PERUB	NILAI FOB (US \$)		PERUB
	JAN-APR 2005	JAN-APR 2006	%	JAN-APR 2005	JAN-APR 2006	%
(1)	(2)	(3)	(4)	(5)	(6)	(7)
MALAWI	20,160	5,516	-72.6	39,480	13,844	-64.9
BURUNDI	0	14,691	-	0	35,531	-
MAURITIUS	141,374	71,630	-49.3	251,125	185,178	-26.3
RWANDA	47,609	0	-100.0	85,517	0	-100.0
AUSTRALIA	2,470,523	1,826,108	-26.1	5,558,491	4,643,882	-16.5
NEW ZEALAND	576,948	629,255	9.1	1,240,653	1,572,867	26.8
MICRONESIA, FEDERATED STATES OF	710	14	-98.0	222	57	-74.3
NEW CALEDONIA	4,193	5,413	29.1	8,890	19,485	119.2
VANUATU	8,207	3,983	-51.5	18,348	9,530	-48.1
AMERICAN SAMOA	0	14,198	-	0	43,241	-
COOK ISLANDS	0	7,934	-	0	2,824	-
FIJI	150,039	63,801	-57.5	294,291	144,477	-50.9
SAMOA	26,633	46,169	73.4	53,793	116,283	116.2
SOLOMON ISLANDS	0	650	-	0	9,818	-
EAST TIMOR	81,966	51,789	-36.8	141,966	37,909	-73.3
UNITED STATES	20,807,784	27,538,095	32.4	49,514,533	71,980,586	45.4
CANADA	729,486	435,545	-40.3	1,388,783	848,319	-38.9
MEXICO	264,517	455,780	72.3	561,705	1,048,632	86.7
GUATEMALA	152,664	105,705	-30.8	302,724	270,147	-10.8
HONDURAS	112,961	203,180	79.9	131,941	414,649	214.3
NICARAGUA	21,622	0	-100.0	222,936	0	-100.0
PANAMA	120,496	48,492	-59.8	246,227	108,236	-56.0
CHILE	15,688	33,534	113.8	36,498	48,463	32.8
VENEZUELA	576,919	8,961	-98.5	1,184,990	12,670	-98.9
ARGENTINA	139,879	136,017	-2.8	439,881	341,327	-22.4
BRAZIL	461,896	552,807	19.7	867,049	1,082,681	24.9
COLOMBIA	300,104	201,481	-32.9	554,371	514,336	-7.2
BOLIVIA	0	8,234	-	0	23,920	-
URUGUAY	25,005	24,440	-2.3	56,225	49,714	-11.6
PARAGUAY	0	12,711	-	0	29,197	-
ECUADOR	28,061	20,888	-25.6	71,632	49,013	-31.6
PERU	93,507	116,226	24.3	193,946	313,749	61.8
TRINIDAD AND TOBAGO	48,181	12,351	-74.4	121,320	45,304	-62.7
JAMAICA	267,796	364,655	36.2	541,717	881,230	62.7
PUERTO RICO	16,020	130	-99.2	35,040	427	-98.8
DOMINICAN REPUBLIC	148,228	224,300	51.3	298,127	524,873	76.1
EL SALVADOR	37,160	7,220	-80.6	86,680	16,063	-81.5
COSTA RICA	146	222,717	152,445.9	171	513,547	300,219.9
HAITI	12,132	13,965	15.1	30,485	35,174	15.4
BARBADOS	0	9,025	-	0	23,554	-
DOMINICA	28,467	61,879	117.4	58,482	150,735	157.8
FRENCH POLYNESIA	0	4,130	-	0	10,197	-
GUADELOUPE	0	2	-	0	25	-
UNITED KINGDOM	5,865,391	5,467,991	-6.8	14,341,319	14,531,990	1.3
NETHERLANDS	1,741,574	2,028,675	16.5	4,300,897	4,609,297	7.2
FRANCE	766,644	741,375	-3.3	1,855,743	1,942,775	4.7
GERMANY, FED. REP. OF	2,998,256	5,936,513	98.0	11,432,792	19,918,736	74.2
AUSTRIA	20,010	52,311	161.4	86,200	149,306	73.2
BELGIUM	2,265,646	2,112,133	-6.8	4,956,906	4,988,999	0.7
SWITZERLAND	16,999	15,095	-11.2	43,920	38,218	-13.0
LUXEMBOURG	11,208	26	-99.8	36,948	139	-99.6
DENMARK	399,238	352,714	-11.7	855,708	740,459	-13.5
NORWAY	471,432	409,740	-13.1	1,325,823	1,158,818	-12.6
SWEDEN	670,110	527,619	-21.3	1,871,134	1,537,833	-17.8
FINLAND	612,603	535,971	-12.5	1,575,878	1,330,633	-15.6
IRELAND	225,564	187,016	-17.1	527,771	496,725	-5.9
ITALY	3,974,977	4,620,311	16.2	8,649,876	12,474,605	44.2
SPAIN	1,188,850	1,154,313	-2.9	2,692,080	3,063,069	13.8
PORTUGAL	573,842	595,536	3.8	1,451,247	1,709,494	17.8

TABEL 5. PERKEMBANGAN EKSPOR INDONESIA MENURUT KOMODITI DAN NEGARA TUJUAN

JENIS BARANG	BERAT BERSIH (KG)		PERUB	NILAI FOB (US \$)		PERUB
	JAN-APR 2005	JAN-APR 2006	%	JAN-APR 2005	JAN-APR 2006	%
(1)	(2)	(3)	(4)	(5)	(6)	(7)
ICELAND	2,364	0	-100.0	6,795	0	-100.0
GREECE	132,993	243,127	82.8	307,171	635,854	107.0
HUNGARY	27,419	122,225	345.8	60,019	418,568	597.4
POLAND	243,459	266,441	9.4	633,178	755,676	19.4
ROMANIA	14,333	0	-100.0	37,575	0	-100.0
BULGARIA	0	62,748	-	0	111,329	-
ALBANIA	0	12,667	-	0	21,180	-
ARMENIA	0	49,997	-	0	131,849	-
AZERBAIJAN	66,991	19,512	-70.9	149,630	46,531	-68.9
KAZAKHSTAN	0	10,305	-	0	25,262	-
KYRGYZSTAN	0	20,793	-	0	49,450	-
TURKMENISTAN	21,989	26,428	20.2	47,654	67,518	41.7
UKRAINE	10,801	36,048	233.8	24,756	80,753	226.2
LITHUANIA	56,922	71,996	26.5	139,614	183,009	31.1
LATVIA	71,627	147,399	105.8	138,664	315,044	127.2
ESTONIA	7,201	12,181	69.2	15,783	39,120	147.9
GEORGIA	0	35,566	-	0	86,158	-
CROATIA	110	176	60.0	399	602	50.9
MALTA	36,690	38,338	4.5	87,331	102,839	17.8
SLOVAKIA	0	8,643	-	0	24,125	-
SLOVENIA	77,438	8,004	-89.7	213,032	24,570	-88.5
CZECH REPUBLIC	6,985	14,331	105.2	219,563	63,635	-71.0
REP. OF MACEDONIA	0	19,499	-	0	44,600	-
FAEROE ISLANDS	12,559	0	-100.0	6,096	0	-100.0
RUSSIA FEDERATION	159,933	125,302	-21.7	507,427	335,238	-33.9
<b>-SHEET</b>	<b>122,740,069</b>	<b>102,895,183</b>	<b>-16.2</b>	<b>144,584,728</b>	<b>178,206,728</b>	<b>23.3</b>
JAPAN	32,408,094	27,996,889	-13.6	38,033,783	47,445,826	24.8
HONG KONG	0	164,753	-	0	308,377	-
KOREA, REPUBLIC OF	7,055,400	2,811,180	-60.2	8,090,468	5,029,546	-37.8
TAIWAN	679,878	2,112,915	210.8	807,440	3,840,804	375.7
CHINA	11,194,954	13,601,591	21.5	13,024,665	23,452,631	80.1
SINGAPORE	330,030	1,268,030	284.2	461,555	2,384,541	416.6
PHILIPPINES	604,800	1,099,947	81.9	723,206	1,885,143	160.7
MALAYSIA	0	185,560	-	0	357,354	-
MYANMAR (FORM. BURMA)	100,800	0	-100.0	114,408	0	-100.0
VIET NAM	54,918	452,555	724.1	71,668	765,988	968.8
INDIA	526,559	403,200	-23.4	637,450	730,468	14.6
PAKISTAN	241,920	443,520	83.3	281,332	764,789	171.9
SRI LANKA	108,864	40,320	-63.0	175,090	61,690	-64.8
IRAN (ISLAMIC REPUBLIC OF)	362,880	276,678	-23.8	431,343	533,749	23.7
JORDAN	0	100,800	-	0	186,480	-
TURKEY	662,400	432,000	-34.8	748,918	768,252	2.6
EGYPT	0	766,080	-	0	1,346,655	-
KENYA	193,440	80,640	-58.3	229,910	129,024	-43.9
SOUTH AFRICA	4,595,520	2,255,039	-50.9	5,404,041	3,935,339	-27.2
MAURITIUS	0	590	-	0	1,026	-
AUSTRALIA	1,753,920	645,120	-63.2	2,055,226	1,140,229	-44.5
NEW ZEALAND	1,512,000	161,280	-89.3	1,779,687	279,820	-84.3
NEW CALEDONIA	1	0	-100.0	5	0	-100.0
UNITED STATES	13,710,613	12,344,286	-10.0	16,791,228	21,781,514	29.7
CANADA	4,444,750	3,947,117	-11.2	5,231,760	6,939,402	32.6
MEXICO	2,822,401	1,310,399	-53.6	3,315,300	2,267,614	-31.6
CHILE	604,800	223,092	-63.1	712,656	396,229	-44.4
VENEZUELA	1,915,200	1,915,200	0.0	2,257,960	3,316,823	46.9
ARGENTINA	1,935,360	322,560	-83.3	2,247,657	573,955	-74.5
BRAZIL	1,184,896	639,426	-46.0	1,407,478	1,047,665	-25.6
COLOMBIA	2,096,640	141,120	-93.3	2,447,242	257,040	-89.5
PERU	282,240	100,800	-64.3	322,980	161,280	-50.1
COSTA RICA	504,000	120,960	-76.0	598,447	219,240	-63.4

TABEL 5. PERKEMBANGAN EKSPOR INDONESIA MENURUT KOMODITI DAN NEGARA TUJUAN

JENIS BARANG	BERAT BERSIH (KG)		PERUB	NILAI FOB (US \$)		PERUB
	JAN-APR 2005	JAN-APR 2006	%	JAN-APR 2005	JAN-APR 2006	%
(1)	(2)	(3)	(4)	(5)	(6)	(7)
FRENCH POLYNESIA	46	0	-100.0	168	0	-100.0
MARTINIQUE	0	64	-	0	303	-
GUADELOUPE	0	2	-	0	25	-
UNITED KINGDOM	3,142,679	3,510,358	11.7	3,688,885	5,977,829	62.1
NETHERLANDS	4,657,199	3,533,878	-24.1	5,371,310	6,083,376	13.3
FRANCE	2,478,623	647,677	-73.9	2,917,476	1,184,892	-59.4
GERMANY, FED. REP. OF	1,652,687	1,082,145	-34.5	2,003,856	1,971,128	-1.6
BELGIUM	7,604,262	7,349,261	-3.4	8,843,185	12,517,827	41.6
SWITZERLAND	2	0	-100.0	55	0	-100.0
LUXEMBOURG	241,920	0	-100.0	280,627	0	-100.0
ITALY	739,620	376,740	-49.1	882,364	647,835	-26.6
SPAIN	429,848	1,716,506	299.3	509,289	2,998,212	488.7
GREECE	0	80,640	-	0	170,956	-
HUNGARY	42,840	42,840	0.0	49,694	76,041	53.0
POLAND	5,389,092	6,455,279	19.8	6,319,601	11,005,579	74.2
ROMANIA	388,080	60,480	-84.4	456,549	99,187	-78.3
UKRAINE	963,735	805,457	-16.4	1,134,624	1,599,854	41.0
SLOVENIA	2,225,166	295,440	-86.7	2,635,012	531,316	-79.8
CZECH REPUBLIC	0	20,160	-	0	42,134	-
RUSSIA FEDERATION	896,992	554,609	-38.2	1,089,130	991,741	-8.9
<b>-CRUMB RUBBER</b>	<b>533,025,581</b>	<b>651,164,338</b>	<b>22.2</b>	<b>622,783,403</b>	<b>1,112,226,521</b>	<b>78.6</b>
JAPAN	48,960,383	92,281,780	88.5	56,511,194	155,085,732	174.4
HONG KONG	80,640	97,092	20.4	98,347	201,599	105.0
KOREA, REPUBLIC OF	16,987,020	20,360,140	19.9	19,543,819	35,050,903	79.4
TAIWAN	1,915,559	3,608,637	88.4	2,238,407	6,078,485	171.6
CHINA	42,851,345	79,893,285	86.4	50,540,162	137,983,697	173.0
SINGAPORE	37,812,899	42,121,524	11.4	43,320,759	73,570,879	69.8
PHILIPPINES	151,200	0	-100.0	179,247	0	-100.0
MALAYSIA	707,460	392,665	-44.5	834,749	649,720	-22.2
VIET NAM	0	4,656,960	-	0	8,181,387	-
INDIA	3,124,800	5,987,520	91.6	3,643,379	10,953,498	200.6
PAKISTAN	1,733,760	1,572,668	-9.3	2,039,934	2,645,119	29.7
SRI LANKA	1,022,457	322,560	-68.5	1,172,047	580,025	-50.5
IRAN (ISLAMIC REPUBLIC OF)	604,800	3,003,838	396.7	710,066	5,228,780	636.4
SAUDI ARABIA	60,480	0	-100.0	68,916	0	-100.0
TURKEY	8,184,575	8,261,838	0.9	9,771,971	14,480,839	48.2
UNITED ARAB EMIRATES	60,480	80,640	33.3	80,741	143,942	78.3
EGYPT	120,960	0	-100.0	164,506	0	-100.0
TUNISIA	0	322,560	-	0	510,454	-
ALGERIA	0	107,100	-	0	179,742	-
ETHIOPIA	302,400	0	-100.0	356,398	0	-100.0
TANZANIA, UNITED REPUBLIC OF	40,320	0	-100.0	48,000	0	-100.0
KENYA	362,879	100,800	-72.2	420,217	140,112	-66.7
MAURITANIA	0	120,960	-	0	201,049	-
DJIBOUTI	1,108,800	0	-100.0	1,331,668	0	-100.0
SOUTH AFRICA	6,317,398	8,477,759	34.2	7,541,661	14,931,638	98.0
ZIMBABWE	40,320	0	-100.0	48,666	0	-100.0
AUSTRALIA	3,548,154	4,919,039	38.6	4,052,066	8,146,157	101.0
NEW ZEALAND	201,600	1,232,759	511.5	243,994	2,130,402	773.1
EAST TIMOR	60,480	42,840	-29.2	81,043	68,944	-14.9
UNITED STATES	219,201,213	228,306,322	4.2	256,700,087	385,310,940	50.1
CANADA	18,843,930	19,242,434	2.1	22,261,847	32,611,872	46.5
OTH NORTH AMERICA	342,720	0	-100.0	387,273	0	-100.0
MEXICO	7,539,839	8,712,480	15.6	8,899,333	14,878,776	67.2
CHILE	3,346,557	3,180,276	-5.0	3,787,729	5,112,126	35.0
VENEZUELA	3,567,820	3,369,920	-5.6	4,160,504	5,768,803	38.7
ARGENTINA	5,631,885	8,162,946	44.9	6,539,970	13,902,583	112.6
BRAZIL	14,425,486	10,524,475	-27.0	17,066,447	17,833,762	4.5
COLOMBIA	5,402,882	6,546,984	21.2	6,458,415	11,347,279	75.7

TABEL 5. PERKEMBANGAN EKSPOR INDONESIA MENURUT KOMODITI DAN NEGARA TUJUAN

JENIS BARANG	BERAT BERSIH (KG)		PERUB	NILAI FOB (US \$)		PERUB
	JAN-APR 2005	JAN-APR 2006	%	JAN-APR 2005	JAN-APR 2006	%
(1)	(2)	(3)	(4)	(5)	(6)	(7)
ECUADOR	1,874,888	1,370,880	-26.9	2,055,597	2,367,260	15.2
PERU	1,753,189	1,653,120	-5.7	2,041,739	2,833,747	38.8
DOMINICAN REPUBLIC	0	80,640	-	0	154,224	-
COSTA RICA	181,440	318,156	75.4	213,664	515,930	141.5
NORFOLK ISLANDS	200,600	0	-100.0	231,113	0	-100.0
UNITED KINGDOM	2,997,840	3,251,355	8.5	3,522,208	5,404,459	53.4
NETHERLANDS	5,147,318	8,030,276	56.0	6,005,410	14,053,400	134.0
FRANCE	10,818,796	10,079,985	-6.8	12,372,325	17,509,328	41.5
GERMANY, FED. REP. OF	23,593,573	24,172,819	2.5	27,873,323	42,131,878	51.2
AUSTRIA	0	120,960	-	0	193,330	-
BELGIUM	2,209,698	2,352,636	6.5	2,548,123	3,975,641	56.0
LUXEMBOURG	1,310,400	2,782,080	112.3	1,652,631	5,167,614	212.7
SWEDEN	685,440	544,320	-20.6	828,237	986,201	19.1
IRELAND	0	235,620	-	0	399,148	-
ITALY	6,437,340	6,336,540	-1.6	7,743,872	11,076,021	43.0
SPAIN	7,228,021	9,810,360	35.7	8,229,950	17,088,992	107.6
PORTUGAL	0	100,800	-	0	173,621	-
GREECE	826,560	604,800	-26.8	1,044,536	945,698	-9.5
HUNGARY	933,660	753,480	-19.3	1,111,749	1,306,089	17.5
POLAND	3,914,478	3,930,875	0.4	4,213,838	6,919,775	64.2
ROMANIA	3,073,140	2,814,839	-8.4	3,590,113	5,014,097	39.7
YUGOSLAVIA	262,080	40,320	-84.6	313,447	63,778	-79.7
UKRAINE	1,048,317	109,836	-89.5	1,229,481	218,024	-82.3
SLOVAKIA	0	1,260	-	0	2,375	-
SLOVENIA	3,472,560	5,391,360	55.3	4,165,196	9,305,614	123.4
RUSSIA FEDERATION	392,742	266,220	-32.2	493,289	511,033	3.6
<b>-CREPE</b>	<b>3,656,497</b>	<b>1,714,674</b>	<b>-53.1</b>	<b>4,372,936</b>	<b>2,982,637</b>	<b>-31.8</b>
JAPAN	323	0	-100.0	11,333	0	-100.0
HONG KONG	7	0	-100.0	129	0	-100.0
KOREA, REPUBLIC OF	36,216	2	-100.0	56,520	2	-100.0
TAIWAN	685,440	40,320	-94.1	810,435	74,450	-90.8
CHINA	1,935,359	1,008,000	-47.9	2,297,667	1,800,734	-21.6
SINGAPORE	209	1	-99.5	1,024	2	-99.8
VIET NAM	269	20,639	7,572.5	1,881	15,399	718.7
PAKISTAN	80,640	0	-100.0	93,950	0	-100.0
SRI LANKA	100,800	0	-100.0	117,855	0	-100.0
SOUTH AFRICA	0	423,360	-	0	699,956	-
AUSTRALIA	181,450	152	-99.9	217,421	2,120	-99.0
NEW CALEDONIA	0	100	-	0	169	-
UNITED STATES	388,123	161,280	-58.5	456,636	274,176	-40.0
CANADA	161,314	20	-100.0	201,698	53	-100.0
FRENCH POLYNESIA	29	1	-96.6	36	25	-30.6
UNITED KINGDOM	11	3	-72.7	291	62	-78.7
NETHERLANDS	0	3	-	0	32	-
FRANCE	85,965	78	-99.9	103,546	164	-99.8
BELGIUM	8	0	-100.0	241	0	-100.0
DENMARK	0	154	-	0	334	-
ITALY	0	60,480	-	0	114,610	-
SPAIN	28	28	0.0	265	162	-38.9
PORTUGAL	306	53	-82.7	2,008	187	-90.7
<b>-BUNGKIL KELAPA</b>	<b>120,369,077</b>	<b>108,329,482</b>	<b>-10.0</b>	<b>9,043,728</b>	<b>5,642,043</b>	<b>-37.6</b>
JAPAN	0	324,000	-	0	52,725	-
KOREA, REPUBLIC OF	72,206,318	56,740,958	-21.4	4,972,701	2,534,435	-49.0
CHINA	0	10,661,000	-	0	586,355	-
MALAYSIA	217,890	65,000	-70.2	28,667	2,582	-91.0
VIET NAM	2,342,000	9,600,000	309.9	445,480	473,500	6.3
INDIA	26,837,850	6,863,200	-74.4	2,161,993	370,495	-82.9
PAKISTAN	0	398,860	-	0	72,728	-
MADAGASCAR	72,520	0	-100.0	31,909	0	-100.0



TABEL 5. PERKEMBANGAN EKSPOR INDONESIA MENURUT KOMODITI DAN NEGARA TUJUAN

JENIS BARANG	BERAT BERSIH (KG)		PERUB	NILAI FOB (US \$)		PERUB
	JAN-APR 2005	JAN-APR 2006	%	JAN-APR 2005	JAN-APR 2006	%
(1)	(2)	(3)	(4)	(5)	(6)	(7)
AUSTRALIA	36,475	0	-100.0	2,371	0	-100.0
NETHERLANDS	16,068,024	20,154,946	25.4	1,214,217	1,282,175	5.6
FRANCE	0	18,400	-	0	14,806	-
GERMANY, FED. REP. OF	2,588,000	3,400,000	31.4	186,390	224,400	20.4
GREECE	0	103,118	-	0	27,842	-
<b>-DEDAK/BEKATUL</b>	<b>114,930,986</b>	<b>117,861,775</b>	<b>2.6</b>	<b>10,789,875</b>	<b>11,055,842</b>	<b>2.5</b>
JAPAN	13,164,650	12,610,541	-4.2	1,149,053	1,191,683	3.7
KOREA, REPUBLIC OF	84,227,230	90,270,995	7.2	8,029,862	8,453,697	5.3
TAIWAN	39,847	3,547,960	8,804.0	2,350	320,656	13,544.9
THAILAND	0	216,000	-	0	31,355	-
PHILIPPINES	1,500	5,049,999	336,566.6	615	471,750	76,607.3
MALAYSIA	613,315	0	-100.0	85,027	0	-100.0
VIET NAM	16,884,218	6,050,000	-64.2	1,521,518	574,750	-62.2
GERMANY, FED. REP. OF	226	0	-100.0	1,450	0	-100.0
SWITZERLAND	0	116,280	-	0	11,951	-
<b>-LAINNYA</b>	<b>562,436,084</b>	<b>623,014,818</b>	<b>10.8</b>	<b>26,027,674</b>	<b>36,376,078</b>	<b>39.8</b>
JAPAN	8,096,796	5,858,620	-27.6	1,563,047	1,508,841	-3.5
HONG KONG	22,000	1	-100.0	8,493	23	-99.7
KOREA, REPUBLIC OF	111,869,264	58,295,212	-47.9	4,351,934	3,206,719	-26.3
TAIWAN	342,250	712,321	108.1	28,249	101,033	257.7
CHINA	275,000	5,014	-98.2	120,328	5,823	-95.2
THAILAND	499,395	40,750,316	8,059.9	177,675	1,673,110	841.7
SINGAPORE	28,022,370	25,408	-99.9	961,298	141,545	-85.3
PHILIPPINES	6,358,637	3,049,800	-52.0	228,312	167,362	-26.7
MALAYSIA	939,486	3,233,529	244.2	256,140	1,706,981	566.4
BRUNEI DARUSSALAM	148	1,400	846.0	1,260	13,774	993.2
VIET NAM	20,282,598	18,581,766	-8.4	1,392,118	1,035,470	-25.6
INDIA	1,429,310	1,227,310	-14.1	610,637	549,047	-10.1
PAKISTAN	0	1,035	-	0	2,268	-
BANGLADESH	1,260,250	1,000,000	-20.7	473,140	364,250	-23.0
SRI LANKA	42,000	0	-100.0	5,880	0	-100.0
SAUDI ARABIA	1	0	-100.0	27	0	-100.0
EGYPT	220,000	511,320	132.4	206,300	102,264	-50.4
TUNISIA	0	2,074,250	-	0	82,970	-
NIGERIA	245,600	400,000	62.9	123,344	202,000	63.8
SOUTH AFRICA	26,000	208,000	700.0	23,736	179,470	656.1
AUSTRALIA	2,817,800	895,045	-68.2	677,243	274,734	-59.4
EAST TIMOR	61,099	15	-100.0	7,255	6	-99.9
UNITED STATES	3,961	41,187	939.8	70,935	112,397	58.5
BRAZIL	53,216	0	-100.0	62,843	0	-100.0
UNITED KINGDOM	53	104,000	196,126.4	8,435	83,945	895.2
NETHERLANDS	332,265,939	435,386,544	31.0	12,756,673	22,899,625	79.5
GERMANY, FED. REP. OF	47,224,911	28,467,480	-39.7	1,837,653	1,299,304	-29.3
AUSTRIA	13,000	0	-100.0	11,669	0	-100.0
BELGIUM	0	3,140	-	0	34,181	-
NORWAY	0	13,000	-	0	8,888	-
IRELAND	13,000	13,000	0.0	13,650	12,350	-9.5
ITALY	0	22,000,105	-	0	489,471	-
SPAIN	0	52,000	-	0	37,520	-
PORTUGAL	0	13,000	-	0	11,830	-
POLAND	0	26,000	-	0	19,500	-
LITHUANIA	0	13,000	-	0	8,869	-
CZECH REPUBLIC	0	52,000	-	0	40,508	-
RUSSIA FEDERATION	52,000	0	-100.0	49,400	0	-100.0
<b>-MINYAK NILAM</b>	<b>833,752</b>	<b>935,846</b>	<b>12.3</b>	<b>13,966,042</b>	<b>14,626,987</b>	<b>4.7</b>
JAPAN	13,105	3,704	-71.7	63,831	24,275	-62.0
HONG KONG	1,112	3,409	206.6	6,488	76,395	1,077.5
TAIWAN	0	4	-	0	162	-
CHINA	72,437	73,558	1.6	329,323	301,396	-8.5

TABEL 5. PERKEMBANGAN EKSPOR INDONESIA MENURUT KOMODITI DAN NEGARA TUJUAN

JENIS BARANG	BERAT BERSIH (KG)		PERUB	NILAI FOB (US \$)		PERUB
	JAN-APR 2005	JAN-APR 2006	%	JAN-APR 2005	JAN-APR 2006	%
(1)	(2)	(3)	(4)	(5)	(6)	(7)
THAILAND	100	381	281.0	600	3,037	406.2
SINGAPORE	330,804	336,228	1.6	5,414,225	4,744,379	-12.4
PHILIPPINES	0	323	-	0	9,147	-
MALAYSIA	773	444	-42.6	4,162	2,072	-50.2
INDIA	57,440	58,278	1.5	419,209	814,793	94.4
TURKEY	13,600	1,032	-92.4	61,145	4,982	-91.9
UNITED ARAB EMIRATES	2,100	4,000	90.5	62,145	80,200	29.1
KENYA	0	180	-	0	220	-
SOUTH AFRICA	0	3,929	-	0	22,800	-
AUSTRALIA	0	350	-	0	18,155	-
NEW ZEALAND	440	0	-100.0	3,058	0	-100.0
UNITED STATES	87,185	146,612	68.2	1,670,894	2,523,286	51.0
CANADA	4,000	0	-100.0	32,440	0	-100.0
MEXICO	0	800	-	0	3,784	-
CHILE	0	2,000	-	0	23,800	-
BRAZIL	394	3,570	806.1	16,298	36,496	123.9
UNITED KINGDOM	51,322	9,904	-80.7	1,172,947	185,566	-84.2
NETHERLANDS	43,325	102,634	136.9	1,159,954	2,129,997	83.6
FRANCE	67,494	62,451	-7.5	1,654,759	1,303,910	-21.2
GERMANY, FED. REP. OF	11,834	28,475	140.6	302,124	589,063	95.0
BELGIUM	0	600	-	0	142,200	-
SWITZERLAND	17,548	64,593	268.1	368,500	1,118,634	203.6
ITALY	0	1,200	-	0	27,198	-
SPAIN	58,739	22,187	-62.2	1,223,940	434,540	-64.5
RUSSIA FEDERATION	0	5,000	-	0	6,500	-
<b>-MINYAK ATSIRI LAINNYA</b>	<b>446,708</b>	<b>368,334</b>	<b>-17.5</b>	<b>8,330,194</b>	<b>5,402,181</b>	<b>-35.2</b>
JAPAN	2,340	2,516	7.5	186,238	155,754	-16.4
HONG KONG	458	928	102.6	1,103	3,670	232.7
TAIWAN	66	35	-47.0	2,350	1,143	-51.4
CHINA	24,702	67	-99.7	94,396	5,532	-94.1
THAILAND	2,690	2,809	4.4	20,346	24,388	19.9
SINGAPORE	121,822	187,604	54.0	1,272,977	1,695,500	33.2
MALAYSIA	1,127	1,801	59.8	24,029	35,173	46.4
BRUNEI DARUSSALAM	62	4,886	7,780.7	1,023	25,197	2,363.1
MALDIVES	34	0	-100.0	1,012	0	-100.0
INDIA	12,327	10,737	-12.9	90,109	280,251	211.0
PAKISTAN	409	0	-100.0	19,930	0	-100.0
SAUDI ARABIA	0	878	-	0	2,011	-
TURKEY	14,400	15,556	8.0	60,180	74,381	23.6
SOUTH AFRICA	190	0	-100.0	5,600	0	-100.0
AUSTRALIA	2,000	53	-97.4	41,476	737	-98.2
NEW ZEALAND	440	0	-100.0	3,058	0	-100.0
UNITED STATES	160,490	90,668	-43.5	4,311,501	2,538,126	-41.1
CANADA	697	221	-68.3	8,709	8,520	-2.2
MEXICO	28,000	0	-100.0	115,550	0	-100.0
BRAZIL	1	903	90,200.0	2	20,369	1,018,350.0
FRENCH POLYNESIA	0	21	-	0	100	-
UNITED KINGDOM	22,142	16,881	-23.8	564,562	130,401	-76.9
NETHERLANDS	1,550	4,147	167.6	37,150	51,959	39.9
FRANCE	21,132	5,953	-71.8	686,799	176,481	-74.3
GERMANY, FED. REP. OF	17,380	2,715	-84.4	471,559	24,533	-94.8
SWITZERLAND	3,851	440	-88.6	149,180	25,800	-82.7
ITALY	190	8	-95.8	5,500	43	-99.2
SPAIN	8,058	18,367	127.9	155,318	121,727	-21.6
GREECE	150	0	-100.0	537	0	-100.0
POLAND	0	140	-	0	385	-
<b>-WANGI-WANGIAN DARI MINYAK ATSIRI</b>	<b>17,883,314</b>	<b>15,742,543</b>	<b>-12.0</b>	<b>46,022,680</b>	<b>46,426,440</b>	<b>0.9</b>
JAPAN	895,225	861,667	-3.8	3,051,301	2,530,011	-17.1
HONG KONG	309,415	296,450	-4.2	1,662,727	1,740,186	4.7

TABEL 5. PERKEMBANGAN EKSPOR INDONESIA MENURUT KOMODITI DAN NEGARA TUJUAN

JENIS BARANG	BERAT BERSIH (KG)		PERUB	NILAI FOB (US \$)		PERUB
	JAN-APR 2005	JAN-APR 2006	%	JAN-APR 2005	JAN-APR 2006	%
(1)	(2)	(3)	(4)	(5)	(6)	(7)
KOREA, REPUBLIC OF	35,095	62,933	79.3	178,232	297,965	67.2
TAIWAN	824,938	1,103,361	33.8	1,190,808	1,023,370	-14.1
CHINA	240,916	782,923	225.0	1,129,462	486,901	-56.9
MONGOLIA	0	18,101	-	0	72,497	-
PAPUA NEW GUINEA	94,789	83,488	-11.9	200,104	317,516	58.7
THAILAND	1,144,906	1,600,718	39.8	8,013,287	9,408,017	17.4
SINGAPORE	819,576	723,929	-11.7	3,326,195	3,175,085	-4.5
PHILIPPINES	2,269,870	436,928	-80.8	5,544,754	3,238,421	-41.6
MALAYSIA	2,630,095	3,618,957	37.6	5,662,376	8,691,495	53.5
MYANMAR (FORM. BURMA)	13,000	1,600	-87.7	149,781	34,740	-76.8
CAMBODIA	25,463	0	-100.0	55,655	0	-100.0
BRUNEI DARUSSALAM	116,770	123,260	5.6	459,806	450,009	-2.1
NEPAL	754	800	6.1	968	12,960	1,238.8
VIET NAM	3,218,972	891,381	-72.3	2,258,334	2,177,414	-3.6
MALDIVES	98,591	139,617	41.6	140,891	226,771	61.0
INDIA	89,787	78,703	-12.3	182,422	196,345	7.6
PAKISTAN	335,830	290,000	-13.7	738,144	709,527	-3.9
BANGLADESH	41,151	96	-99.8	60,396	1,300	-97.9
SRI LANKA	58,008	28,381	-51.1	219,625	43,335	-80.3
IRAQ	8,350	0	-100.0	18,164	0	-100.0
IRAN (ISLAMIC REPUBLIC OF)	20	33,852	169,160.0	360	172,634	47,853.9
SAUDI ARABIA	140,894	140,882	0.0	258,692	250,064	-3.3
KUWAIT	0	520	-	0	11,537	-
JORDAN	67,708	20,279	-70.1	135,359	50,498	-62.7
LEBANON	6,116	10,312	68.6	14,602	27,396	87.6
PALESTINA	0	500	-	0	9,950	-
YEMEN	4,230	207,177	4,797.8	21,525	351,805	1,534.4
OMAN	41,335	0	-100.0	96,998	0	-100.0
UNITED ARAB EMIRATES	2,796,443	2,195,878	-21.5	7,595,111	6,264,402	-17.5
QATAR	201	732	264.2	449	1,028	129.0
EGYPT	0	19,709	-	0	59,912	-
LIBYAN ARAB JAMAHIRIYA	43,853	29,254	-33.3	94,536	36,899	-61.0
MOROCCO	0	24,928	-	0	59,698	-
SUDAN	2,160	10,427	382.7	4,500	31,836	607.5
ERITREA	3,599	0	-100.0	10,282	0	-100.0
NAMIBIA	0	216	-	0	399	-
TANZANIA, UNITED REPUBLIC OF	28,257	19,394	-31.4	46,955	53,850	14.7
MADAGASCAR	21,671	16,712	-22.9	107,331	34,341	-68.0
KENYA	170,508	374,689	119.8	299,495	617,157	106.1
REUNION	198	1,192	502.0	667	1,618	142.6
MOZAMBIQUE	43,936	2,777	-93.7	118,729	10,147	-91.5
EQUATORIAL GUINEA	3,397	11,623	242.2	5,739	19,572	241.0
TOGO	0	17,795	-	0	14,548	-
GHANA	38,744	52,408	35.3	108,713	118,077	8.6
ANGOLA	65,997	37,754	-42.8	163,800	64,696	-60.5
CAMEROON	8,796	7,686	-12.6	20,904	7,768	-62.8
NIGERIA	47,864	9,084	-81.0	175,082	22,419	-87.2
GABON	7,202	8,280	15.0	14,843	23,782	60.2
COTE D'IVOIRE	949	1,268	33.6	2,151	4,769	121.7
SENEGAL	29,500	90,106	205.4	26,463	87,453	230.5
BENIN	16,212	72,100	344.7	36,922	358,573	871.2
BURKINA FASO	2,053	6,147	199.4	1,872	5,784	209.0
GAMBIA	15,273	4,567	-70.1	44,385	6,871	-84.5
SEYCHELLES	13,775	29,587	114.8	19,309	37,945	96.5
UGANDA	92,794	0	-100.0	129,800	0	-100.0
CENTRAL AFRICAN REPUBLIC	20,152	6,543	-67.5	46,382	10,090	-78.3
NIGER	1,148	196	-82.9	843	313	-62.9
CHAD	308	0	-100.0	230	0	-100.0
DJIBOUTI	22,643	15,138	-33.1	39,493	22,200	-43.8

TABEL 5. PERKEMBANGAN EKSPOR INDONESIA MENURUT KOMODITI DAN NEGARA TUJUAN

JENIS BARANG	BERAT BERSIH (KG)		PERUB	NILAI FOB (US \$)		PERUB
	JAN-APR 2005	JAN-APR 2006	%	JAN-APR 2005	JAN-APR 2006	%
(1)	(2)	(3)	(4)	(5)	(6)	(7)
SAO TOME AND PRINCIPE	392	0	-100.0	344	0	-100.0
SOUTH AFRICA	11,110	820	-92.6	26,145	7,236	-72.3
ZAMBIA	13,980	0	-100.0	25,866	0	-100.0
MAURITIUS	65,655	50,266	-23.4	138,873	96,526	-30.5
AUSTRALIA	56,929	197,554	247.0	177,118	412,784	133.1
NEW ZEALAND	4,389	4,215	-4.0	11,001	11,339	3.1
MICRONESIA, FEDERATED STATES OF	280	0	-100.0	22,088	0	-100.0
GUAM	64	1,778	2,678.1	318	6,261	1,868.9
NEW CALEDONIA	26	95	265.4	36	170	372.2
VANUATU	14,118	43,980	211.5	10,792	53,708	397.7
COOK ISLANDS	1,871	32,946	1,660.9	1,932	25,393	1,214.3
FIJI	9,476	21,632	128.3	26,750	57,677	115.6
KIRIBATI	5,469	7,119	30.2	6,190	9,369	51.4
SAMOA	3,222	12,879	299.7	3,908	23,161	492.7
SOLOMON ISLANDS	27,656	27,106	-2.0	55,402	76,541	38.2
TONGA	10,059	20,774	106.5	12,525	28,101	124.4
TUVALU	740	0	-100.0	614	0	-100.0
EAST TIMOR	270,987	60,434	-77.7	261,256	77,817	-70.2
UNITED STATES	74,388	91,684	23.3	432,904	326,337	-24.6
CANADA	11,782	13,268	12.6	21,800	36,095	65.6
MEXICO	221	6	-97.3	282	40	-85.8
CHILE	0	1,114	-	0	2,761	-
ARGENTINA	25	0	-100.0	460	0	-100.0
BRAZIL	11,662	93	-99.2	16,796	362	-97.8
COLOMBIA	25	0	-100.0	345	0	-100.0
JAMAICA	27	0	-100.0	700	0	-100.0
BELIZE	1,235	0	-100.0	2,516	0	-100.0
BARBADOS	0	3,002	-	0	3,886	-
FRENCH POLYNESIA	70	375	435.7	227	715	215.0
MARTINIQUE	10	10	0.0	25	62	148.0
NETHERLANDS ANTILLES	0	724	-	0	1,785	-
TURKS AND CAICOS ISLANDS	576	0	-100.0	787	0	-100.0
GUADELOUPE	19	257	1,252.6	42	365	769.1
UNITED KINGDOM	116,197	231,118	98.9	304,678	589,588	93.5
NETHERLANDS	4,696	40,598	764.5	6,823	84,582	1,139.7
FRANCE	41,543	55,832	34.4	237,422	257,980	8.7
GERMANY, FED. REP. OF	28,350	32,255	13.8	130,074	94,395	-27.4
AUSTRIA	0	75	-	0	6,180	-
BELGIUM	13,911	33,357	139.8	44,210	161,183	264.6
SWITZERLAND	2	458	22,800.0	48	4,822	9,945.8
NORWAY	180	0	-100.0	518	0	-100.0
SWEDEN	40	6	-85.0	230	50	-78.3
FINLAND	170	71	-58.2	1,606	116	-92.8
IRELAND	238	100	-58.0	2,738	1,245	-54.5
ITALY	678	102,158	14,967.6	20,104	146,678	629.6
SPAIN	2,715	4,217	55.3	4,535	26,188	477.5
PORTUGAL	82	0	-100.0	559	0	-100.0
GREECE	430	1,440	234.9	1,519	10,412	585.5
CZECHOSLOVAKIA	10,192	0	-100.0	19,887	0	-100.0
HUNGARY	131	3,239	2,372.5	276	5,580	1,921.7
POLAND	280	104	-62.9	2,820	2,541	-9.9
YUGOSLAVIA	322	0	-100.0	570	0	-100.0
UKRAINE	23,328	21,440	-8.1	62,208	81,408	30.9
LITHUANIA	0	140	-	0	479	-
GEORGIA	9,526	0	-100.0	22,335	0	-100.0
MALTA	2,829	0	-100.0	10,636	0	-100.0
SLOVENIA	0	375	-	0	120	-
CZECH REPUBLIC	1	50	4,900.0	2	847	42,250.0
RUSSIA FEDERATION	1,573	374	-76.2	4,886	9,659	97.7

TABEL 5. PERKEMBANGAN EKSPOR INDONESIA MENURUT KOMODITI DAN NEGARA TUJUAN

JENIS BARANG	BERAT BERSIH (KG)		PERUB	NILAI FOB (US \$)		PERUB
	JAN-APR 2005	JAN-APR 2006	%	JAN-APR 2005	JAN-APR 2006	%
(1)	(2)	(3)	(4)	(5)	(6)	(7)
<b>ROTAN OLAHAN</b>	<b>6,447,818</b>	<b>6,639,017</b>	<b>3.0</b>	<b>4,716,002</b>	<b>5,879,941</b>	<b>24.7</b>
JAPAN	359	5,933	1,552.7	1,167	32,654	2,698.1
HONG KONG	2,561,559	1,648,342	-35.7	1,631,270	1,434,019	-12.1
KOREA, REPUBLIC OF	120	8,927	7,339.2	378	9,827	2,499.7
TAIWAN	378,436	174,446	-53.9	109,323	94,703	-13.4
CHINA	1,611,685	3,606,815	123.8	1,445,256	3,116,184	115.6
THAILAND	35,368	189,512	435.8	38,565	140,349	263.9
SINGAPORE	1,395,981	526,253	-62.3	768,233	386,290	-49.7
MALAYSIA	109,442	58,081	-46.9	25,519	12,776	-49.9
VIET NAM	0	33,400	-	0	21,710	-
MALDIVES	209	302	44.5	3,530	9,481	168.6
INDIA	16,000	0	-100.0	14,080	0	-100.0
SRI LANKA	38,862	48,872	25.8	14,174	34,680	144.7
SAUDI ARABIA	0	15,000	-	0	12,350	-
KUWAIT	0	11,200	-	0	8,700	-
JORDAN	6,550	6,750	3.1	3,602	4,847	34.6
TURKEY	0	15	-	0	6	-
UNITED ARAB EMIRATES	2,068	0	-100.0	9,705	0	-100.0
CYPRUS	1,265	5,843	361.9	3,383	28,889	754.0
GABON	63	0	-100.0	251	0	-100.0
SOUTH AFRICA	518	41,945	7,997.5	635	28,424	4,376.2
MAURITIUS	74	0	-100.0	775	0	-100.0
AUSTRALIA	45,647	34,235	-25.0	41,269	56,981	38.1
NEW ZEALAND	6,999	4,000	-42.9	12,785	7,520	-41.2
GUAM	78	0	-100.0	195	0	-100.0
NEW CALEDONIA	0	85	-	0	217	-
VANUATU	0	1,253	-	0	1,506	-
UNITED STATES	90,656	67,410	-25.6	296,476	99,346	-66.5
CANADA	500	3,225	545.0	2,160	2,650	22.7
GUATEMALA	205	0	-100.0	335	0	-100.0
BRAZIL	0	13	-	0	136	-
BAHAMAS	0	827	-	0	1,056	-
PUERTO RICO	0	3,823	-	0	12,966	-
ARUBA	1,154	0	-100.0	3,300	0	-100.0
UNITED KINGDOM	144	3,483	2,318.8	466	4,043	767.6
NETHERLANDS	150	10,060	6,606.7	450	13,211	2,835.8
FRANCE	9,466	15,981	68.8	6,248	30,858	393.9
GERMANY, FED. REP. OF	64,111	78,416	22.3	109,312	141,893	29.8
BELGIUM	38,995	69	-99.8	126,447	641	-99.5
SWITZERLAND	0	156	-	0	240	-
DENMARK	0	106	-	0	143	-
SWEDEN	40	111	177.5	2	634	31,600.0
FINLAND	0	2	-	0	7	-
ITALY	180	3,586	1,892.2	2,211	18,051	716.4
SPAIN	19,163	15,791	-17.6	35,831	74,895	109.0
GREECE	0	1	-	0	1	-
UKRAINE	6,188	0	-100.0	3,870	0	-100.0
CROATIA	0	10	-	0	32	-
RUSSIA FEDERATION	5,583	14,738	164.0	4,799	37,025	671.5
<b>-MINYAK KELAPA SAWIT</b>	<b>2,953,860,536</b>	<b>3,627,116,301</b>	<b>22.8</b>	<b>1,048,515,386</b>	<b>1,329,481,078</b>	<b>26.8</b>
JAPAN	795,210	1,816,989	128.5	511,547	907,676	77.4
HONG KONG	4,347,106	350,512	-91.9	1,713,502	167,736	-90.2
KOREA, REPUBLIC OF	562,409	445,909	-20.7	321,502	249,786	-22.3
TAIWAN	20,000	58,400	192.0	8,000	26,858	235.7
CHINA	310,048,809	514,450,964	65.9	110,266,733	200,891,265	82.2
MACAU	0	4,000,000	-	0	1,570,000	-
PAPUA NEW GUINEA	478,423	720,622	50.6	345,003	403,539	17.0
THAILAND	4	84,447	2,111,075.0	8	41,269	515,762.5
SINGAPORE	127,015,134	223,183,450	75.7	44,736,772	80,036,204	78.9

TABEL 5. PERKEMBANGAN EKSPOR INDONESIA MENURUT KOMODITI DAN NEGARA TUJUAN

JENIS BARANG	BERAT BERSIH (KG)		PERUB	NILAI FOB (US \$)		PERUB
	JAN-APR 2005	JAN-APR 2006	%	JAN-APR 2005	JAN-APR 2006	%
(1)	(2)	(3)	(4)	(5)	(6)	(7)
PHILIPPINES	5,127,743	26,138,592	409.8	2,938,328	10,988,148	274.0
MALAYSIA	176,874,084	366,454,702	107.2	61,225,959	126,955,604	107.4
MYANMAR (FORM. BURMA)	40,320	44,649,032	110,636.7	16,531	17,103,253	103,361.7
BRUNEI DARUSSALAM	42,834	132,849	210.2	28,962	81,572	181.7
VIET NAM	11,536,281	32,726,503	183.7	4,080,091	12,158,187	198.0
MALDIVES	171,254	491,788	187.2	111,937	308,423	175.5
INDIA	909,315,804	693,410,640	-23.7	316,527,096	247,778,217	-21.7
PAKISTAN	127,196,257	271,396,223	113.4	47,690,611	102,165,490	114.2
BANGLADESH	103,801,009	110,224,329	6.2	36,717,386	40,831,144	11.2
SRI LANKA	46,960,798	185,614,069	295.3	16,630,351	69,043,487	315.2
IRAQ	7,123,457	2,500,000	-64.9	2,829,802	962,500	-66.0
IRAN (ISLAMIC REPUBLIC OF)	73,679,228	32,574,156	-55.8	27,379,984	12,945,996	-52.7
SAUDI ARABIA	0	7,000,000	-	0	2,738,750	-
KUWAIT	17,370	0	-100.0	9,379	0	-100.0
JORDAN	51,509,647	132,799,416	157.8	18,661,227	50,941,234	173.0
YEMEN	19,136,162	110,708	-99.4	6,908,906	78,801	-98.9
OMAN	3,948,000	5,000,000	26.7	1,544,980	1,925,000	24.6
SYRIA ARAB REPUBLIC	62,208	84,024	35.1	37,324	47,893	28.3
TURKEY	68,878,821	48,777,656	-29.2	24,754,607	16,914,037	-31.7
UNITED ARAB EMIRATES	7,777,530	6,710,293	-13.7	3,309,570	2,704,805	-18.3
QATAR	0	104,220	-	0	55,236	-
EGYPT	51,294,994	27,816,000	-45.8	18,114,208	11,248,380	-37.9
LIBYAN ARAB JAMAHIRIYA	22,000	0	-100.0	9,900	0	-100.0
MOROCCO	4,788,000	6,799,436	42.0	1,648,416	2,455,831	49.0
TUNISIA	500,000	0	-100.0	195,000	0	-100.0
ALGERIA	20,597,472	9,300,000	-54.9	7,193,401	3,414,350	-52.5
SUDAN	8,500,000	16,499,553	94.1	3,243,750	6,355,402	95.9
ETHIOPIA	0	105,251	-	0	58,150	-
TANZANIA, UNITED REPUBLIC OF	57,292,021	53,862,259	-6.0	20,135,469	19,557,589	-2.9
MADAGASCAR	7,422,814	0	-100.0	2,833,359	0	-100.0
KENYA	1,469,901	0	-100.0	489,617	0	-100.0
MOZAMBIQUE	12,982,575	3,129,768	-75.9	4,895,379	1,311,114	-73.2
EQUATORIAL GUINEA	665,759	344,328	-48.3	449,880	200,572	-55.4
TOGO	61,786	188,785	205.6	46,071	131,047	184.5
GHANA	2,172,460	9,544,904	339.4	1,235,790	4,327,523	250.2
LIBERIA	224,185	18,787	-91.6	126,266	10,542	-91.7
GUINEA	1,381,248	234,276	-83.0	752,881	124,765	-83.4
ANGOLA	3,308,109	3,722,483	12.5	1,819,451	2,022,388	11.2
CONGO	210,933	1,208,349	472.9	125,250	628,024	401.4
CAMEROON	541,340	1,821,588	236.5	300,202	1,000,859	233.4
NIGERIA	373,538	33,830	-90.9	286,416	25,740	-91.0
SIERRA LEONE	1,323,289	0	-100.0	466,962	0	-100.0
GABON	1,335,129	1,225,748	-8.2	816,512	722,100	-11.6
SENEGAL	2,409,088	4,035,734	67.5	1,286,223	2,153,723	67.5
MAURITANIA	1,384,666	1,172,629	-15.3	775,450	673,992	-13.1
BENIN	207,577	1,233,899	494.4	154,550	882,022	470.7
BURKINA FASO	500,000	999,433	99.9	80,000	329,812	312.3
GAMBIA	131,797	747,539	467.2	80,310	401,623	400.1
CENTRAL AFRICAN REPUBLIC	135,832	0	-100.0	105,456	0	-100.0
DJIBOUTI	733,008	1,034,972	41.2	358,931	544,087	51.6
SAO TOME AND PRINCIPE	285,075	95,025	-66.7	172,813	57,313	-66.8
SOUTH AFRICA	34,835,336	33,927,019	-2.6	12,956,160	12,932,001	-0.2
COMOROS	121,144	77,393	-36.1	81,622	45,316	-44.5
MAURITIUS	1,535,591	1,410,822	-8.1	641,211	569,721	-11.2
AUSTRALIA	0	48	-	0	90	-
NEW ZEALAND	17,370	3,606,180	20,661.0	8,685	1,412,281	16,161.2
NORTHERN MARIANA ISLANDS	0	16,567	-	0	10,815	-
VANUATU	78,165	82,512	5.6	57,893	60,442	4.4
FIJI	28,560	42,042	47.2	19,315	24,372	26.2

TABEL 5. PERKEMBANGAN EKSPOR INDONESIA MENURUT KOMODITI DAN NEGARA TUJUAN

JENIS BARANG	BERAT BERSIH (KG)		PERUB	NILAI FOB (US \$)		PERUB
	JAN-APR 2005	JAN-APR 2006	%	JAN-APR 2005	JAN-APR 2006	%
(1)	(2)	(3)	(4)	(5)	(6)	(7)
KIRIBATI	31,472	64,051	103.5	20,624	42,122	104.2
SAMOA	272,723	149,875	-45.0	179,017	88,222	-50.7
SOLOMON ISLANDS	78,328	50,815	-35.1	57,988	37,950	-34.6
TONGA	30,861	42,505	37.7	21,610	26,119	20.9
EAST TIMOR	356,748	406,010	13.8	219,659	233,964	6.5
UNITED STATES	1,105,000	27,150,192	2,357.0	339,100	9,945,356	2,832.9
CANADA	0	512,070	-	0	262,527	-
PANAMA	0	125,271	-	0	85,338	-
VENEZUELA	0	1,000,000	-	0	360,000	-
BRAZIL	4,000,000	3,920,772	-2.0	1,414,999	1,481,620	4.7
COLOMBIA	21,095	0	-100.0	11,612	0	-100.0
JAMAICA	0	42,918	-	0	19,110	-
DOMINICAN REPUBLIC	0	42,000	-	0	18,533	-
COSTA RICA	20,736	2,750,000	13,162.0	9,745	957,000	9,720.4
DOMINICA	0	105,000	-	0	48,825	-
NETHERLANDS ANTILLES	2,870,000	0	-100.0	889,700	0	-100.0
UNITED KINGDOM	12,022,000	31,139,772	159.0	2,702,400	11,227,734	315.5
NETHERLANDS	347,599,547	355,858,950	2.4	118,116,896	126,480,632	7.1
FRANCE	287,156	434,859	51.4	165,389	238,652	44.3
GERMANY, FED. REP. OF	112,453,888	101,718,490	-9.6	39,497,694	37,710,316	-4.5
BELGIUM	0	5,000,000	-	0	2,000,000	-
SWITZERLAND	42,191	0	-100.0	23,800	0	-100.0
DENMARK	18,200,433	2,500,000	-86.3	6,655,169	862,500	-87.0
ITALY	49,282,450	46,580,885	-5.5	18,696,398	17,198,573	-8.0
SPAIN	25,341,730	51,784,980	104.4	8,908,566	18,693,042	109.8
PORTUGAL	1,580,000	87,650	-94.5	733,200	47,285	-93.6
ICELAND	1,913,770	0	-100.0	684,172	0	-100.0
GREECE	4,728,624	4,088,000	-13.6	1,680,941	1,654,970	-1.6
CZECHOSLOVAKIA	1,138,146	241,132	-78.8	610,197	162,880	-73.3
POLAND	0	105,000	-	0	48,594	-
ROMANIA	0	21,583	-	0	10,634	-
BULGARIA	18,478,554	1,006,036	-94.6	6,277,181	451,504	-92.8
AZERBAIJAN	0	85,018	-	0	39,067	-
UKRAINE	52,949,213	63,980,407	20.8	19,485,485	12,643,263	-35.1
UZBEKISTAN	20,736	0	-100.0	11,819	0	-100.0
LITHUANIA	44,936	0	-100.0	29,545	0	-100.0
LATVIA	4,645,000	42,080	-99.1	1,640,857	19,177	-98.8
GEORGIA	42,736	86,012	101.3	18,131	39,325	116.9
RUSSIA FEDERATION	18,965,799	29,646,316	56.3	8,144,595	11,632,148	42.8
<b>-MINYAK BIJI KELAPA SAWIT</b>	<b>309,616,710</b>	<b>426,206,722</b>	<b>37.7</b>	<b>179,699,451</b>	<b>203,643,072</b>	<b>13.3</b>
KOREA, REPUBLIC OF	0	258	-	0	667	-
CHINA	42,299,414	37,959,150	-10.3	24,081,436	19,696,613	-18.2
SINGAPORE	1,851,022	224,967	-87.9	1,063,892	117,625	-88.9
MALAYSIA	40,160,413	91,097,181	126.8	24,322,630	47,086,871	93.6
INDIA	35,822,422	32,230,363	-10.0	20,986,612	16,251,963	-22.6
PAKISTAN	686,200	3,717,204	441.7	328,915	1,974,335	500.3
BANGLADESH	1,500,000	3,000,000	100.0	862,500	1,560,000	80.9
SRI LANKA	5,190,000	1,650,000	-68.2	2,960,750	884,000	-70.1
SAUDI ARABIA	0	1,700,000	-	0	964,200	-
JORDAN	4,549,998	1,000,000	-78.0	2,787,800	551,250	-80.2
OMAN	600,000	0	-100.0	351,000	0	-100.0
TURKEY	11,174,905	15,289,192	36.8	6,350,968	8,240,035	29.7
EGYPT	1,800,000	0	-100.0	1,064,173	0	-100.0
MOROCCO	300,000	0	-100.0	169,500	0	-100.0
TUNISIA	550,000	0	-100.0	284,750	0	-100.0
ALGERIA	82,944	2,664,413	3,112.3	60,963	1,226,500	1,911.9
TANZANIA, UNITED REPUBLIC OF	300,000	600,000	100.0	165,000	308,750	87.1
MOZAMBIQUE	300,000	0	-100.0	174,000	0	-100.0
SOUTH AFRICA	1,500,000	6,550,166	336.7	884,000	3,668,105	314.9

TABEL 5. PERKEMBANGAN EKSPOR INDONESIA MENURUT KOMODITI DAN NEGARA TUJUAN

JENIS BARANG	BERAT BERSIH (KG)		PERUB	NILAI FOB (US \$)		PERUB
	JAN-APR 2005	JAN-APR 2006	%	JAN-APR 2005	JAN-APR 2006	%
(1)	(2)	(3)	(4)	(5)	(6)	(7)
EAST TIMOR	109	0	-100.0	55	0	-100.0
UNITED STATES	9,500,117	26,774,781	181.8	5,777,576	14,805,809	156.3
BRAZIL	8,950,000	46,642,388	421.1	5,234,250	7,650,617	46.2
NETHERLANDS	128,504,740	138,556,332	7.8	73,663,980	69,776,214	-5.3
GERMANY, FED. REP. OF	1,000,000	3,300,000	230.0	540,000	1,915,450	254.7
ITALY	5,684,792	3,677,000	-35.3	3,178,167	1,952,825	-38.6
SPAIN	2,909,634	6,488,555	123.0	1,786,534	3,356,220	87.9
PORTUGAL	600,000	0	-100.0	356,000	0	-100.0
GREECE	850,000	1,500,000	76.5	522,500	780,000	49.3
CZECHOSLOVAKIA	0	1,000,000	-	0	509,000	-
UKRAINE	2,950,000	415,006	-85.9	1,741,500	241,038	-86.2
RUSSIA FEDERATION	0	169,766	-	0	124,985	-
<b>-MINYAK NABATI LAIN</b>	<b>264,016,950</b>	<b>309,112,071</b>	<b>17.1</b>	<b>156,840,743</b>	<b>148,892,484</b>	<b>-5.1</b>
JAPAN	176,481	536,494	204.0	149,936	884,742	490.1
HONG KONG	6,006	2,573	-57.2	1,548	8,682	460.9
KOREA, REPUBLIC OF	34,192	63,000	84.3	32,387	45,538	40.6
TAIWAN	15,199	83,510	449.4	12,143	53,919	344.0
CHINA	19,116,721	177,222,233	827.1	11,709,253	77,053,806	558.1
PAPUA NEW GUINEA	46,738	47,436	1.5	46,647	49,114	5.3
THAILAND	201,159	242,807	20.7	132,963	133,296	0.3
SINGAPORE	4,967,254	5,881,161	18.4	2,038,057	3,132,147	53.7
PHILIPPINES	561,693	541,168	-3.7	298,172	283,156	-5.0
MALAYSIA	50,522,079	34,354,346	-32.0	30,718,367	17,504,715	-43.0
MYANMAR (FORM. BURMA)	15,999	0	-100.0	12,610	0	-100.0
BRUNEI DARUSSALAM	27,777	0	-100.0	31,711	0	-100.0
VIET NAM	1,682,674	65,057	-96.1	1,228,406	58,048	-95.3
MALDIVES	2,097	172	-91.8	1,999	1,039	-48.0
INDIA	10,932,692	2,818,054	-74.2	3,067,890	1,587,500	-48.3
PAKISTAN	0	335,502	-	0	176,220	-
SRI LANKA	75,577	238,175	215.1	36,789	103,603	181.6
IRAN (ISLAMIC REPUBLIC OF)	100,000	809,030	709.0	77,000	546,017	609.1
SAUDI ARABIA	671,760	139,520	-79.2	384,125	72,374	-81.2
KUWAIT	0	22,000	-	0	14,850	-
JORDAN	999,999	0	-100.0	607,500	0	-100.0
OMAN	44,000	64,100	45.7	39,600	37,527	-5.2
SYRIA ARAB REPUBLIC	123,744	382,068	208.8	90,944	288,707	217.5
TURKEY	2,670,000	3,082,751	15.5	1,624,500	2,039,340	25.5
CYPRUS	0	492	-	0	1,314	-
EGYPT	812,700	1,338,599	64.7	644,445	966,449	50.0
MOROCCO	423,600	652,800	54.1	318,076	415,650	30.7
ALGERIA	3,847,200	2,685,000	-30.2	2,307,782	1,379,220	-40.2
TANZANIA, UNITED REPUBLIC OF	0	2,500,000	-	0	850,000	-
TOGO	16,979	16,915	-0.4	12,480	12,324	-1.3
CONGO	16,979	0	-100.0	12,792	0	-100.0
CAMEROON	22,000	0	-100.0	15,400	0	-100.0
NIGERIA	168,617	176,000	4.4	131,410	112,640	-14.3
COTE D'IVOIRE	220,000	132,000	-40.0	154,000	84,480	-45.1
SOUTH AFRICA	1,916,268	1,402,078	-26.8	982,432	896,167	-8.8
AUSTRALIA	542,159	1,595,262	194.2	411,661	917,157	122.8
NEW ZEALAND	141,464	147,000	3.9	88,654	87,465	-1.3
TONGA	2,108	8,703	312.9	2,641	8,825	234.2
EAST TIMOR	119,910	94,845	-20.9	121,175	70,566	-41.8
UNITED STATES	41,122,250	28,318,579	-31.1	24,249,869	14,110,900	-41.8
CANADA	259	0	-100.0	685	0	-100.0
CHILE	120,000	80,000	-33.3	53,200	35,200	-33.8
BRAZIL	39,999	0	-100.0	50,850	0	-100.0
BOLIVIA	0	22,000	-	0	14,080	-
COSTA RICA	0	88,000	-	0	50,820	-
UNITED KINGDOM	788	492	-37.6	2,509	2,938	17.1



TABEL 5. PERKEMBANGAN EKSPOR INDONESIA MENURUT KOMODITI DAN NEGARA TUJUAN

JENIS BARANG	BERAT BERSIH (KG)		PERUB	NILAI FOB (US \$)		PERUB
	JAN-APR 2005	JAN-APR 2006	%	JAN-APR 2005	JAN-APR 2006	%
(1)	(2)	(3)	(4)	(5)	(6)	(7)
NETHERLANDS	87,255,872	16,531,753	-81.1	51,485,021	8,481,580	-83.5
FRANCE	1,620	346	-78.6	76,488	953	-98.8
GERMANY, FED. REP. OF	1,411,707	46,598	-96.7	873,859	31,512	-96.4
SWITZERLAND	0	30,000	-	0	19,200	-
DENMARK	22,000	17,800	-19.1	19,800	16,732	-15.5
NORWAY	16	0	-100.0	250	0	-100.0
SWEDEN	5,000,655	2,242,299	-55.2	2,993,185	1,069,715	-64.3
ITALY	4,787,112	92	-100.0	2,789,409	367	-100.0
SPAIN	5,232,000	2,600,000	-50.3	3,344,710	1,387,500	-58.5
GREECE	946,000	682,000	-27.9	570,160	369,270	-35.2
HUNGARY	37,943	21,000	-44.7	27,945	15,015	-46.3
ROMANIA	22,000	258,461	1,074.8	19,800	169,076	753.9
BULGARIA	0	324,036	-	0	205,738	-
AZERBAIJAN	0	66,000	-	0	55,000	-
KAZAKHSTAN	87,368	0	-100.0	69,608	0	-100.0
KYRGYZSTAN	44,000	132,000	200.0	32,560	89,760	175.7
UKRAINE	3,721,807	3,671,532	-1.4	2,498,746	2,029,637	-18.8
LITHUANIA	291,568	84,748	-70.9	211,632	61,356	-71.0
LATVIA	170,736	41,472	-75.7	765,740	27,400	-96.4
GEORGIA	41,472	229,058	452.3	29,858	107,127	258.8
SLOVENIA	10,000	13,000	30.0	7,200	8,395	16.6
RUSSIA FEDERATION	12,405,953	15,929,954	28.4	9,122,164	10,656,616	16.8
<b>-STEARIN</b>	<b>64,871,626</b>	<b>61,402,654</b>	<b>-5.4</b>	<b>31,599,343</b>	<b>28,979,163</b>	<b>-8.3</b>
JAPAN	1,054,066	1,393,594	32.2	618,075	739,173	19.6
HONG KONG	364,000	342,499	-5.9	185,348	176,523	-4.8
KOREA, REPUBLIC OF	10,475,319	3,907,949	-62.7	5,147,281	1,883,952	-63.4
TAIWAN	8,455,197	7,533,373	-10.9	4,183,290	3,651,332	-12.7
CHINA	21,971,487	19,378,492	-11.8	10,320,264	9,207,758	-10.8
THAILAND	3,020,617	3,494,815	15.7	1,499,015	1,636,856	9.2
SINGAPORE	133,751	276,075	106.4	74,856	145,612	94.5
PHILIPPINES	757,906	943,316	24.5	368,824	452,337	22.6
MALAYSIA	6,000	12,000	100.0	4,116	8,742	112.4
MYANMAR (FORM. BURMA)	2,040	3,028,999	148,380.3	2,224	1,036,589	46,509.2
VIET NAM	626,387	515,486	-17.7	313,780	249,806	-20.4
INDIA	348,060	3,590,049	931.5	301,880	1,345,915	345.8
PAKISTAN	48,000	16,000	-66.7	23,841	7,881	-66.9
BANGLADESH	16,500	1,306,500	7,818.2	8,683	549,840	6,232.4
SRI LANKA	106,590	149,184	40.0	52,846	67,823	28.3
IRAN (ISLAMIC REPUBLIC OF)	205,000	328,000	60.0	94,530	138,889	46.9
JORDAN	16,000	112,000	600.0	7,369	57,481	680.0
SYRIA ARAB REPUBLIC	12,000	26,000	116.7	5,820	11,830	103.3
TURKEY	6,951,993	6,669,995	-4.1	3,355,044	3,337,282	-0.5
EGYPT	170,000	50,000	-70.6	91,353	23,108	-74.7
MOROCCO	0	33,000	-	0	18,180	-
TUNISIA	25,000	12,500	-50.0	13,500	6,750	-50.0
ALGERIA	33,000	0	-100.0	17,820	0	-100.0
TANZANIA, UNITED REPUBLIC OF	17,000	17,000	0.0	9,554	10,132	6.1
KENYA	34,000	34,000	0.0	18,274	15,980	-12.6
GHANA	16,500	51,500	212.1	8,910	22,820	156.1
CAMEROON	33,500	0	-100.0	17,329	0	-100.0
NIGERIA	474,000	254,170	-46.4	280,442	136,820	-51.2
COTE D'IVOIRE	198,000	417,500	110.9	106,014	222,161	109.6
SENEGAL	0	49,500	-	0	24,255	-
SOUTH AFRICA	264,057	159,930	-39.4	148,879	82,800	-44.4
ZIMBABWE	17,000	0	-100.0	8,274	0	-100.0
ZAIRE	0	68,000	-	0	46,648	-
AUSTRALIA	94,310	0	-100.0	54,937	0	-100.0
NEW ZEALAND	16,500	0	-100.0	8,085	0	-100.0
UNITED STATES	700,177	814,349	16.3	343,165	543,847	58.5

TABEL 5. PERKEMBANGAN EKSPOR INDONESIA MENURUT KOMODITI DAN NEGARA TUJUAN

JENIS BARANG	BERAT BERSIH (KG)		PERUB	NILAI FOB (US \$)		PERUB
	JAN-APR 2005	JAN-APR 2006	%	JAN-APR 2005	JAN-APR 2006	%
(1)	(2)	(3)	(4)	(5)	(6)	(7)
CANADA	81,000	65,000	-19.8	46,724	37,602	-19.5
MEXICO	100,500	247,501	146.3	48,465	137,189	183.1
GUATEMALA	33,000	16,500	-50.0	17,490	9,405	-46.2
CHILE	17,000	0	-100.0	8,245	0	-100.0
VENEZUELA	0	16,500	-	0	9,328	-
BRAZIL	200,000	16,000	-92.0	93,000	8,400	-91.0
COLOMBIA	98,000	99,000	1.0	52,688	49,211	-6.6
PERU	33,000	16,500	-50.0	17,103	8,910	-47.9
DOMINICAN REPUBLIC	0	148,500	-	0	79,038	-
COSTA RICA	16,500	16,500	0.0	8,840	9,240	4.5
UNITED KINGDOM	783,999	321,999	-58.9	397,931	167,658	-57.9
NETHERLANDS	3,502,677	2,318,669	-33.8	1,474,289	984,990	-33.2
FRANCE	72,000	24,000	-66.7	38,480	12,437	-67.7
GERMANY, FED. REP. OF	494,500	796,599	61.1	271,532	423,924	56.1
BELGIUM	480,500	298,500	-37.9	253,205	137,556	-45.7
SWEDEN	0	14,000	-	0	7,747	-
ITALY	58,000	206,277	255.7	32,386	109,698	238.7
SPAIN	719,000	632,102	-12.1	376,062	325,763	-13.4
PORTUGAL	1,185,994	424,180	-64.2	597,838	216,167	-63.8
GREECE	111,000	115,500	4.1	59,132	61,779	4.5
CZECHOSLOVAKIA	0	33,000	-	0	17,790	-
POLAND	102,999	329,500	219.9	53,583	168,966	215.3
BULGARIA	67,000	108,852	62.5	34,780	60,460	73.8
UKRAINE	51,000	17,000	-66.7	23,948	8,160	-65.9
RUSSIA FEDERATION	0	134,700	-	0	68,623	-
<b>-ASAM BERLEMAK LAIN</b>	<b>148,948,354</b>	<b>171,046,159</b>	<b>14.8</b>	<b>84,722,482</b>	<b>85,611,463</b>	<b>1.1</b>
JAPAN	4,161,330	3,349,878	-19.5	4,152,784	2,693,965	-35.1
HONG KONG	1,800	189,034	10,401.9	2,919	86,766	2,872.5
KOREA, REPUBLIC OF	1,639,239	2,042,472	24.6	1,395,556	1,581,790	13.3
TAIWAN	146,757	136,376	-7.1	156,846	87,293	-44.3
CHINA	7,143,510	5,568,569	-22.1	8,480,355	6,106,273	-28.0
THAILAND	336,088	262,118	-22.0	414,712	307,265	-25.9
SINGAPORE	11,481,757	9,724,828	-15.3	9,688,112	6,392,298	-34.0
PHILIPPINES	39,306	1,042,096	2,551.2	24,088	1,192,298	4,849.8
MALAYSIA	9,584,995	2,315,540	-75.8	4,333,956	950,148	-78.1
MYANMAR (FORM. BURMA)	0	2,980,541	-	0	1,020,835	-
NEPAL	0	90,650	-	0	34,114	-
VIET NAM	176,000	0	-100.0	13,996	0	-100.0
INDIA	24,890,246	35,709,869	43.5	7,562,093	12,451,559	64.7
PAKISTAN	4,890,018	2,753,812	-43.7	1,277,858	444,317	-65.2
SRI LANKA	6,232	0	-100.0	2,131	0	-100.0
IRAN (ISLAMIC REPUBLIC OF)	310,190	127,840	-58.8	409,302	99,466	-75.7
KUWAIT	0	21,250	-	0	6,019	-
JORDAN	0	21,812	-	0	16,949	-
LEBANON	18,130	0	-100.0	7,438	0	-100.0
TURKEY	2,928,228	2,493,469	-14.9	965,868	934,563	-3.2
EGYPT	0	34,489	-	0	38,059	-
TANZANIA, UNITED REPUBLIC OF	4,175,428	2,900,000	-30.6	1,364,528	991,000	-27.4
MOZAMBIQUE	1,021,600	3,063,600	199.9	323,310	1,067,062	230.0
GHANA	252,000	0	-100.0	87,318	0	-100.0
NIGERIA	76,080	14,117	-81.4	109,876	18,075	-83.6
SENEGAL	953,469	0	-100.0	338,140	0	-100.0
DJIBOUTI	0	290,080	-	0	110,230	-
SOUTH AFRICA	1,699,359	6,031,838	255.0	808,333	2,388,229	195.5
MAURITIUS	0	700,088	-	0	239,780	-
AUSTRALIA	279,949	314,416	12.3	364,552	372,985	2.3
NEW ZEALAND	0	4,530	-	0	2,898	-
UNITED STATES	8,522,981	9,290,248	9.0	11,101,215	8,146,150	-26.6
CANADA	28,800	43,420	50.8	24,048	37,233	54.8

TABEL 5. PERKEMBANGAN EKSPOR INDONESIA MENURUT KOMODITI DAN NEGARA TUJUAN

JENIS BARANG	BERAT BERSIH (KG)		PERUB	NILAI FOB (US \$)		PERUB
	JAN-APR 2005	JAN-APR 2006	%	JAN-APR 2005	JAN-APR 2006	%
(1)	(2)	(3)	(4)	(5)	(6)	(7)
MEXICO	24,000	125,600	423.3	38,169	120,629	216.0
ARGENTINA	192,000	203,174	5.8	268,950	201,330	-25.1
BRAZIL	2,240,250	3,897,600	74.0	2,911,581	4,059,297	39.4
NETHERLANDS ANTILLES	2,080,000	0	-100.0	603,200	0	-100.0
UNITED KINGDOM	824,751	7,709,296	834.7	965,734	2,955,450	206.0
NETHERLANDS	32,502,459	46,640,560	43.5	16,821,768	21,626,629	28.6
FRANCE	0	20,350	-	0	24,827	-
GERMANY, FED. REP. OF	4,364,270	5,546,000	27.1	1,794,620	2,806,832	56.4
BELGIUM	606,972	70,204	-88.4	522,024	98,048	-81.2
DENMARK	4,500,000	500,000	-88.9	1,449,000	171,250	-88.2
ITALY	903,234	1,029,350	14.0	700,523	843,092	20.4
SPAIN	15,905,306	13,772,545	-13.4	5,173,482	4,879,073	-5.7
PORTUGAL	0	14,500	-	0	7,387	-
GREECE	24,000	0	-100.0	36,080	0	-100.0
HUNGARY	17,620	0	-100.0	28,017	0	-100.0
<b>-ALAT LISTRIK</b>	<b>148,317,016</b>	<b>163,317,192</b>	<b>10.1</b>	<b>1,339,024,767</b>	<b>1,379,934,723</b>	<b>3.1</b>
JAPAN	17,387,997	18,800,823	8.1	222,686,313	237,411,301	6.6
HONG KONG	2,607,671	3,126,257	19.9	54,166,595	59,227,934	9.3
REPUBLIC	11	420	3,718.2	900	14,237	1,481.9
KOREA, REPUBLIC OF	2,078,359	2,727,563	31.2	20,083,058	34,023,454	69.4
TAIWAN	1,497,786	1,604,515	7.1	16,102,671	17,999,729	11.8
CHINA	4,576,709	5,018,035	9.6	35,837,379	36,078,266	0.7
MONGOLIA	1,303	0	-100.0	4,528	0	-100.0
MACAU	0	130	-	0	2,100	-
PAPUA NEW GUINEA	1,154,370	1,302,484	12.8	1,582,612	1,871,029	18.2
THAILAND	7,952,818	6,953,724	-12.6	44,270,058	40,375,315	-8.8
SINGAPORE	21,254,606	26,268,681	23.6	571,811,908	519,446,631	-9.2
PHILIPPINES	3,265,795	3,625,239	11.0	16,332,407	16,908,135	3.5
MALAYSIA	15,854,290	16,551,236	4.4	57,772,753	76,070,767	31.7
MYANMAR (FORM. BURMA)	256,653	47,546	-81.5	1,459,889	119,373	-91.8
CAMBODIA	11,870	31	-99.7	60,710	87	-99.9
BRUNEI DARUSSALAM	130,075	191,727	47.4	266,430	809,501	203.8
NEPAL	231,382	32,611	-85.9	467,669	45,218	-90.3
BHUTAN	415,179	0	-100.0	790,343	0	-100.0
VIET NAM	1,230,219	2,605,193	111.8	9,734,072	11,565,842	18.8
MALDIVES	3,766	12,757	238.7	5,188	28,723	453.6
INDIA	441,599	468,692	6.1	2,474,109	2,445,979	-1.1
PAKISTAN	649,443	584,344	-10.0	1,698,462	1,469,837	-13.5
BANGLADESH	724,172	80,532	-88.9	1,591,124	361,471	-77.3
SRI LANKA	362,411	453,332	25.1	1,206,115	1,196,798	-0.8
AFGHANISTAN	169,090	174,864	3.4	283,120	297,099	4.9
IRAN (ISLAMIC REPUBLIC OF)	377,501	668,351	77.1	585,889	1,146,393	95.7
SAUDI ARABIA	1,614,693	3,725,933	130.8	3,388,887	6,202,101	83.0
KUWAIT	1,386,345	639,465	-53.9	2,056,834	1,120,136	-45.5
JORDAN	127,632	97,574	-23.6	315,530	301,004	-4.6
LEBANON	642,564	430,235	-33.0	1,044,768	824,104	-21.1
YEMEN	853,731	470,019	-45.0	1,566,007	858,999	-45.2
OMAN	1,008,715	196,176	-80.6	3,007,551	360,546	-88.0
SYRIA ARAB REPUBLIC	21,463	15,508	-27.8	60,766	22,345	-63.2
TURKEY	3,817,641	7,717,763	102.2	9,458,487	18,992,733	100.8
UNITED ARAB EMIRATES	11,225,237	6,964,931	-38.0	19,884,250	16,989,412	-14.6
QATAR	835,150	1,027,001	23.0	2,675,196	3,324,505	24.3
BAHRAIN	42,090	80,822	92.0	78,208	353,642	352.2
CYPRUS	196,466	217,238	10.6	285,572	336,437	17.8
EGYPT	1,052,534	1,252,049	19.0	2,538,484	2,738,310	7.9
LIBYAN ARAB JAMAHIRIYA	44,658	160,072	258.4	63,780	238,795	274.4
MOROCCO	205,108	0	-100.0	208,067	0	-100.0
TUNISIA	117,986	0	-100.0	378,300	0	-100.0
ALGERIA	38,330	86	-99.8	141,492	752	-99.5

TABEL 5. PERKEMBANGAN EKSPOR INDONESIA MENURUT KOMODITI DAN NEGARA TUJUAN

JENIS BARANG	BERAT BERSIH (KG)		PERUB	NILAI FOB (US \$)		PERUB
	JAN-APR 2005	JAN-APR 2006	%	JAN-APR 2005	JAN-APR 2006	%
(1)	(2)	(3)	(4)	(5)	(6)	(7)
SUDAN	3,216,833	3,311,565	2.9	4,916,153	5,242,677	6.6
ERITREA	118,792	23,850	-79.9	156,053	29,484	-81.1
ETHIOPIA	7,912	266,276	3,265.5	28,807	502,016	1,642.7
TANZANIA, UNITED REPUBLIC OF	151,673	317,675	109.5	219,015	514,929	135.1
MADAGASCAR	26,764	70,095	161.9	31,748	125,582	295.6
KENYA	197,860	389,502	96.9	418,975	842,331	101.1
REUNION	0	2,243	-	0	19,730	-
MOZAMBIQUE	340,098	39,571	-88.4	658,012	94,679	-85.6
EQUATORIAL GUINEA	113,496	24,924	-78.0	162,023	37,296	-77.0
TOGO	0	7,812	-	0	14,156	-
GHANA	546,089	619,566	13.5	824,288	1,095,811	32.9
LIBERIA	21,713	0	-100.0	33,825	0	-100.0
GUINEA	7,941	46,218	482.0	10,752	46,616	333.6
ANGOLA	128,182	193,325	50.8	194,900	313,829	61.0
CONGO	22,244	0	-100.0	33,728	0	-100.0
CAMEROON	136,000	114,569	-15.8	131,058	190,255	45.2
NIGERIA	925,610	1,385,498	49.7	1,464,241	2,585,345	76.6
SIERRA LEONE	0	20,488	-	0	38,096	-
GABON	0	4,083	-	0	11,103	-
COTE D'IVOIRE	74,211	97,880	31.9	112,759	170,240	51.0
SENEGAL	77,563	77,280	-0.4	71,816	92,174	28.4
MAURITANIA	48,600	0	-100.0	60,480	0	-100.0
MALI	65,043	65,043	0.0	62,416	51,396	-17.7
BENIN	357	223,510	62,507.8	1,600	399,473	24,867.1
GAMBIA	0	194	-	0	276	-
SEYCHELLES	20,553	0	-100.0	53,713	0	-100.0
DJIBOUTI	179,172	526,851	194.1	283,496	952,842	236.1
SAINT HELENA	9,883	0	-100.0	132,962	0	-100.0
SWAZILAND	0	1,705	-	0	18,932	-
SOUTH AFRICA	1,103,885	832,180	-24.6	2,892,749	2,604,109	-10.0
ZIMBABWE	1,985	6,492	227.1	3,200	17,884	458.9
COMOROS	500	0	-100.0	30,808	0	-100.0
MAURITIUS	11,447	30,126	163.2	26,152	222,991	752.7
VIRGIN ISLANDS (BRITISH)	43	142	230.2	633	2,184	245.0
AUSTRALIA	2,966,287	4,376,953	47.6	22,934,344	25,191,897	9.8
NEW ZEALAND	667,209	1,105,252	65.7	3,383,057	7,702,234	127.7
NEW CALEDONIA	0	1,216	-	0	5,567	-
VANUATU	45,484	25,796	-43.3	69,188	41,301	-40.3
AMERICAN SAMOA	43	0	-100.0	562	0	-100.0
COOK ISLANDS	0	1,095	-	0	500	-
FIJI	200,130	125,969	-37.1	383,268	289,308	-24.5
MARSHALL ISLANDS	73	0	-100.0	2,640	0	-100.0
SAMOA	41,758	153,152	266.8	267,490	725,476	171.2
SOLOMON ISLANDS	136,172	194,192	42.6	189,042	276,881	46.5
TONGA	14,360	9,376	-34.7	24,171	19,699	-18.5
TUVALU	0	59,785	-	0	247,000	-
EAST TIMOR	7,630	28,692	276.0	15,733	45,047	186.3
UNITED STATES	12,287,936	13,114,077	6.7	96,300,162	105,259,247	9.3
CANADA	430,858	539,929	25.3	1,706,283	2,050,441	20.2
MEXICO	1,217,676	1,701,338	39.7	6,657,350	6,105,231	-8.3
GUATEMALA	21,764	189,145	769.1	44,224	412,009	831.6
HONDURAS	319	0	-100.0	5,822	0	-100.0
NICARAGUA	85,496	123,921	44.9	965,270	520,438	-46.1
PANAMA	46,356	84,309	81.9	96,734	227,270	134.9
CUBA	33,633	12,875	-61.7	51,876	31,110	-40.0
SURINAME	43,818	109,958	150.9	46,206	204,774	343.2
CHILE	525,075	715,788	36.3	831,245	1,295,961	55.9
VENEZUELA	172,111	241,015	40.0	348,811	726,604	108.3
ARGENTINA	633,532	249,911	-60.6	1,278,604	1,026,083	-19.8

TABEL 5. PERKEMBANGAN EKSPOR INDONESIA MENURUT KOMODITI DAN NEGARA TUJUAN

JENIS BARANG	BERAT BERSIH (KG)		PERUB	NILAI FOB (US \$)		PERUB
	JAN-APR 2005	JAN-APR 2006	%	JAN-APR 2005	JAN-APR 2006	%
(1)	(2)	(3)	(4)	(5)	(6)	(7)
BRAZIL	160,373	394,861	146.2	933,016	2,771,757	197.1
COLOMBIA	329,060	438,477	33.3	691,392	1,008,589	45.9
URUGUAY	3,315	3,950	19.2	11,783	19,850	68.5
PARAGUAY	17,366	169,405	875.5	109,219	243,291	122.8
ECUADOR	391,245	394,605	0.9	629,079	671,193	6.7
PERU	50,180	56,658	12.9	199,460	198,119	-0.7
GUYANA	0	66,823	-	0	200,000	-
TRINIDAD AND TOBAGO	20,213	33,696	66.7	38,049	72,901	91.6
BAHAMAS	33,081	0	-100.0	120,051	0	-100.0
JAMAICA	41,817	0	-100.0	49,408	0	-100.0
PUERTO RICO	40,176	0	-100.0	66,444	0	-100.0
DOMINICAN REPUBLIC	175,629	344,307	96.0	291,130	517,915	77.9
EL SALVADOR	21,861	0	-100.0	29,975	0	-100.0
COSTA RICA	5,510	131,056	2,278.5	41,055	225,404	449.0
HAITI	129,793	142,735	10.0	204,295	196,005	-4.1
CAPE VERDE	23,189	21,602	-6.8	42,805	44,355	3.6
DOMINICA	20,611	0	-100.0	31,477	0	-100.0
FRENCH GUIANA	353	0	-100.0	735	0	-100.0
FRENCH POLYNESIA	28,097	5,692	-79.7	73,287	21,962	-70.0
NETHERLANDS ANTILLES	36,699	113	-99.7	253,114	279	-99.9
GUADELOUPE	4,072	0	-100.0	6,751	0	-100.0
UNITED KINGDOM	1,708,623	1,660,616	-2.8	6,971,202	7,233,443	3.8
NETHERLANDS	1,550,888	1,683,564	8.6	8,913,366	9,137,291	2.5
FRANCE	1,214,403	1,136,933	-6.4	18,294,450	21,211,436	15.9
GERMANY, FED. REP. OF	711,211	1,909,470	168.5	13,720,920	18,381,811	34.0
AUSTRIA	1,712	25,474	1,388.0	73,653	334,617	354.3
BELGIUM	2,342,716	2,435,064	3.9	5,138,346	6,722,343	30.8
SWITZERLAND	20,401	43,331	112.4	92,778	361,446	289.6
DENMARK	22,383	10,417	-53.5	326,451	70,967	-78.3
NORWAY	44,390	78,167	76.1	192,851	475,793	146.7
SWEDEN	100,257	61,076	-39.1	159,955	2,467,061	1,442.4
FINLAND	47,634	49,283	3.5	177,907	1,183,670	565.3
IRELAND	78	22,522	28,774.4	778	115,072	14,690.8
ITALY	1,125,924	1,373,839	22.0	3,528,060	6,544,536	85.5
SPAIN	1,605,664	2,475,642	54.2	5,730,855	9,726,316	69.7
PORTUGAL	13,180	6,525	-50.5	69,841	26,367	-62.3
GREECE	878,974	934,184	6.3	1,544,091	1,783,105	15.5
ANDORRA	0	3,227	-	0	44,353	-
CZECHOSLOVAKIA	126,339	187,457	48.4	195,120	321,897	65.0
HUNGARY	99,999	124,003	24.0	2,402,626	2,777,312	15.6
POLAND	74,387	336,533	352.4	667,872	1,752,394	162.4
ROMANIA	155	1,535	890.3	12,030	5,237	-56.5
BULGARIA	0	2,433	-	0	75,152	-
YUGOSLAVIA	0	1	-	0	36	-
KAZAKHSTAN	5	0	-100.0	39,188	0	-100.0
UKRAINE	14	6,779	48,321.4	1,211	361,325	29,736.9
LITHUANIA	0	20,204	-	0	37,978	-
LATVIA	805,629	0	-100.0	2,180,747	0	-100.0
GEORGIA	74,522	39,074	-47.6	165,960	89,190	-46.3
SLOVAKIA	409,483	31,506	-92.3	5,325,425	487,698	-90.8
CZECH REPUBLIC	92,924	146,787	58.0	193,952	456,674	135.5
SOUTH GEORGIA AND THE SOUTH SA	0	23	-	0	787	-
FAEROE ISLANDS	16,630	0	-100.0	204,057	0	-100.0
RUSSIA FEDERATION	698,264	151,177	-78.4	1,833,625	1,338,242	-27.0
<b>-DIODE TRANSISTOR</b>	<b>489,219</b>	<b>468,681</b>	<b>-4.2</b>	<b>37,959,311</b>	<b>40,780,961</b>	<b>7.4</b>
JAPAN	50,269	59,535	18.4	16,869,726	18,709,293	10.9
HONG KONG	48,882	51,225	4.8	3,359,221	4,264,795	27.0
KOREA, REPUBLIC OF	13,962	10,805	-22.6	192,806	19,924	-89.7
TAIWAN	14,576	10,354	-29.0	737,401	799,577	8.4

TABEL 5. PERKEMBANGAN EKSPOR INDONESIA MENURUT KOMODITI DAN NEGARA TUJUAN

JENIS BARANG	BERAT BERSIH (KG)		PERUB	NILAI FOB (US \$)		PERUB
	JAN-APR 2005	JAN-APR 2006	%	JAN-APR 2005	JAN-APR 2006	%
(1)	(2)	(3)	(4)	(5)	(6)	(7)
CHINA	4,483	6,636	48.0	407,939	785,172	92.5
THAILAND	1,076	872	-19.0	5,750	7,187	25.0
SINGAPORE	351,722	297,253	-15.5	15,892,200	14,395,320	-9.4
PHILIPPINES	906	167	-81.6	45,815	16,502	-64.0
MALAYSIA	876	22,857	2,509.3	124,891	303,169	142.8
BRUNEI DARUSSALAM	0	1	-	0	11	-
INDIA	24	0	-100.0	375	0	-100.0
PAKISTAN	71	110	54.9	372	575	54.6
SRI LANKA	378	0	-100.0	935	0	-100.0
SOUTH AFRICA	1	0	-100.0	1	0	-100.0
UNITED STATES	1,063	2,802	163.6	154,180	304,041	97.2
BRAZIL	0	130	-	0	3,481	-
UNITED KINGDOM	0	1	-	0	128	-
FRANCE	22	0	-100.0	17,614	0	-100.0
GERMANY, FED. REP. OF	900	5,888	554.2	109,208	1,069,832	879.6
BELGIUM	2	0	-100.0	1,582	0	-100.0
FINLAND	0	23	-	0	96,180	-
SLOVAKIA	0	22	-	0	5,774	-
RUSSIA FEDERATION	6	0	-100.0	39,295	0	-100.0
<b>-AUDIO VISUAL</b>	<b>56,880,155</b>	<b>53,977,001</b>	<b>-5.1</b>	<b>979,126,939</b>	<b>838,836,661</b>	<b>-14.3</b>
JAPAN	4,522,536	2,079,266	-54.0	102,903,873	46,877,975	-54.4
HONG KONG	631,924	1,773,227	180.6	27,869,605	54,264,360	94.7
REPUBLIC	0	865	-	0	30,629	-
KOREA, REPUBLIC OF	482,450	550,108	14.0	27,749,655	28,256,319	1.8
TAIWAN	429,258	181,979	-57.6	4,487,682	3,017,668	-32.8
CHINA	317,495	479,247	51.0	11,506,117	14,847,150	29.0
PAPUA NEW GUINEA	3,943	18,397	366.6	22,979	104,818	356.2
THAILAND	1,610,268	1,244,185	-22.7	13,632,790	11,775,597	-13.6
SINGAPORE	13,146,431	18,595,124	41.5	145,439,401	180,459,180	24.1
PHILIPPINES	809,579	704,790	-12.9	7,722,746	5,818,695	-24.7
MALAYSIA	1,772,740	1,434,979	-19.1	26,489,933	20,167,503	-23.9
MYANMAR (FORM. BURMA)	44,787	54,214	21.1	172,869	127,418	-26.3
CAMBODIA	0	9,869	-	0	307,973	-
BRUNEI DARUSSALAM	0	741	-	0	4,655	-
LAO PEOPLE'S DEMOCRATIC REPUBLIC	2,911	0	-100.0	34,161	0	-100.0
NEPAL	0	467	-	0	2,342	-
VIET NAM	394,364	593,908	50.6	2,397,998	16,837,145	602.1
MALDIVES	244	0	-100.0	1,120	0	-100.0
INDIA	186,799	256,525	37.3	2,040,398	4,350,442	113.2
PAKISTAN	55,750	45,214	-18.9	387,608	193,908	-50.0
BANGLADESH	61,727	34,499	-44.1	274,289	133,628	-51.3
SRI LANKA	174,517	45,696	-73.8	592,145	187,419	-68.4
IRAQ	0	1	-	0	25	-
IRAN (ISLAMIC REPUBLIC OF)	547,804	66,513	-87.9	5,531,694	1,720,520	-68.9
SAUDI ARABIA	1,045,461	1,061,301	1.5	6,800,843	6,672,800	-1.9
KUWAIT	234,960	266,998	13.6	1,573,082	2,378,753	51.2
JORDAN	143,567	193,955	35.1	638,576	1,046,915	64.0
LEBANON	62,914	24,943	-60.4	425,330	97,838	-77.0
YEMEN	72,941	79,037	8.4	189,325	235,876	24.6
OMAN	166,816	179,810	7.8	1,046,914	1,169,295	11.7
SYRIA ARAB REPUBLIC	22,510	59,546	164.5	51,080	131,613	157.7
TURKEY	119,385	171,413	43.6	3,637,391	6,012,511	65.3
UNITED ARAB EMIRATES	4,316,413	3,006,867	-30.3	27,468,032	26,465,295	-3.7
QATAR	72,503	61,743	-14.8	512,630	462,165	-9.8
BAHRAIN	17,547	6,015	-65.7	75,399	24,480	-67.5
CYPRUS	360	729	102.5	11,750	15,470	31.7
EGYPT	230,738	181,252	-21.5	1,275,139	2,999,706	135.3
LIBYAN ARAB JAMAHIRIYA	14,475	77,085	432.5	114,133	342,378	200.0
MOROCCO	148,726	55,748	-62.5	774,357	306,423	-60.4

TABEL 5. PERKEMBANGAN EKSPOR INDONESIA MENURUT KOMODITI DAN NEGARA TUJUAN

JENIS BARANG	BERAT BERSIH (KG)		PERUB	NILAI FOB (US \$)		PERUB
	JAN-APR 2005	JAN-APR 2006	%	JAN-APR 2005	JAN-APR 2006	%
	(1)	(2)	(3)	(4)	(5)	(6)
TUNISIA	15,141	9,600	-36.6	76,860	42,000	-45.4
ALGERIA	16,058	0	-100.0	216,160	0	-100.0
SUDAN	63,810	14,460	-77.3	168,838	56,538	-66.5
ERITREA	0	951	-	0	33,524	-
NAMIBIA	100	0	-100.0	250	0	-100.0
ETHIOPIA	111,718	61,003	-45.4	303,395	152,975	-49.6
TANZANIA, UNITED REPUBLIC OF	20,460	0	-100.0	125,811	0	-100.0
KENYA	33,569	0	-100.0	177,713	0	-100.0
MOZAMBIQUE	92,648	0	-100.0	453,922	0	-100.0
EQUATORIAL GUINEA	0	2,767	-	0	6,791	-
TOGO	0	294	-	0	186	-
GHANA	119,986	114,700	-4.4	4,272,060	431,525	-89.9
LIBERIA	0	3,352	-	0	13,525	-
GUINEA	24,780	38,361	54.8	81,900	88,056	7.5
ANGOLA	54,622	15,013	-72.5	112,855	20,042	-82.2
NIGERIA	303,333	628,548	107.2	947,537	1,879,537	98.4
COTE D'IVOIRE	11,499	19,800	72.2	34,225	85,206	149.0
MAURITANIA	34,595	47,317	36.8	85,725	134,040	56.4
BENIN	6,173	2,860	-53.7	27,650	7,860	-71.6
SEYCHELLES	204	754	269.6	165	3,181	1,827.9
NIGER	135,499	0	-100.0	346,971	0	-100.0
DJIBOUTI	24,817	18,770	-24.4	72,932	106,145	45.5
SAO TOME AND PRINCIPE	5,966	4,508	-24.4	28,493	3,500	-87.7
SOUTH AFRICA	285,128	393,948	38.2	2,493,169	3,589,711	44.0
ZIMBABWE	55,000	0	-100.0	146,558	0	-100.0
ZAMBIA	60,528	0	-100.0	390,986	0	-100.0
MAURITIUS	27,357	43,024	57.3	204,236	193,377	-5.3
AUSTRALIA	911,356	791,338	-13.2	8,224,674	10,440,286	26.9
NEW ZEALAND	263,762	286,705	8.7	1,727,322	2,291,622	32.7
NEW CALEDONIA	835	14	-98.3	4,699	279	-94.1
NORTHERN MARIANA ISLANDS	2,514	0	-100.0	10,368	0	-100.0
VANUATU	2,838	1	-100.0	18,484	8	-100.0
FIJI	12,205	12,034	-1.4	60,266	47,106	-21.8
SAMOA	0	23	-	0	284	-
TONGA	4,850	32	-99.3	14,012	407	-97.1
CHRISTMAS ISLANDS	0	65	-	0	500	-
EAST TIMOR	78,854	147,242	86.7	120,434	2,485,766	1,964.0
UNITED STATES	9,385,390	5,217,611	-44.4	319,405,184	143,627,549	-55.0
CANADA	250,564	168,950	-32.6	6,624,387	6,928,179	4.6
MEXICO	896,517	467,691	-47.8	6,117,592	5,423,713	-11.3
GUATEMALA	10	11,741	117,310.0	982	88,971	8,960.2
PANAMA	101,563	79,270	-22.0	2,692,703	1,504,040	-44.1
CHILE	39,135	1,265	-96.8	685,032	310,939	-54.6
VENEZUELA	10	155	1,450.0	982	39,776	3,950.5
ARGENTINA	99	33,630	33,869.7	5,548	1,268,471	22,763.6
BRAZIL	282,126	260,553	-7.7	5,031,521	6,242,836	24.1
COLOMBIA	69,861	4,746	-93.2	1,956,023	160,703	-91.8
BOLIVIA	0	3,618	-	0	97,391	-
URUGUAY	466	730	56.7	7,942	21,896	175.7
ECUADOR	0	1,580	-	0	13,682	-
PERU	4,287	14,315	233.9	186,053	608,599	227.1
PUERTO RICO	5,056	3,312	-34.5	296,030	509,353	72.1
EL SALVADOR	10	14	40.0	982	3,262	232.2
COSTA RICA	10	97	870.0	982	25,199	2,466.1
CAPE VERDE	0	535	-	0	1,638	-
FRENCH GUIANA	0	7,478	-	0	33,667	-
FRENCH POLYNESIA	2,944	0	-100.0	14,080	0	-100.0
MARTINIQUE	0	7,478	-	0	33,667	-
NETHERLANDS ANTILLES	545	1,019	87.0	130,318	77,883	-40.2

TABEL 5. PERKEMBANGAN EKSPOR INDONESIA MENURUT KOMODITI DAN NEGARA TUJUAN

JENIS BARANG	BERAT BERSIH (KG)		PERUB	NILAI FOB (US \$)		PERUB
	JAN-APR 2005	JAN-APR 2006	%	JAN-APR 2005	JAN-APR 2006	%
(1)	(2)	(3)	(4)	(5)	(6)	(7)
GAUDELOUPE	0	7,478	-	0	33,667	-
UNITED KINGDOM	1,347,323	1,106,552	-17.9	15,421,800	8,402,867	-45.5
NETHERLANDS	601,905	873,558	45.1	24,656,342	37,765,774	53.2
FRANCE	462,856	303,543	-34.4	6,272,499	3,786,718	-39.6
GERMANY, FED. REP. OF	1,049,633	1,116,534	6.4	45,403,404	30,472,551	-32.9
AUSTRIA	109,502	11,796	-89.2	2,729,820	339,753	-87.6
BELGIUM	2,737,786	3,293,959	20.3	54,721,445	72,246,834	32.0
SWITZERLAND	1,541	11,439	642.3	101,803	317,752	212.1
DENMARK	19,420	18,991	-2.2	564,377	671,982	19.1
NORWAY	5,005	11,153	122.8	6,983	14,194	103.3
SWEDEN	33,017	97,949	196.7	440,525	2,727,523	519.2
FINLAND	1,614,196	1,373,443	-14.9	11,241,799	22,835,951	103.1
IRELAND	19,018	55	-99.7	90,587	1,469	-98.4
ITALY	460,834	438,540	-4.8	11,190,576	10,312,515	-7.9
SPAIN	380,817	236,736	-37.8	5,147,587	4,267,636	-17.1
PORTUGAL	1,685	0	-100.0	8,861	0	-100.0
GREECE	59,693	23,503	-60.6	534,429	141,021	-73.6
ANDORRA	96	1,991	1,974.0	558	27,366	4,804.3
CZECHOSLOVAKIA	57,146	7,980	-86.0	203,872	33,976	-83.3
HUNGARY	287,681	241,152	-16.2	727,764	1,053,433	44.8
POLAND	73,914	43,980	-40.5	1,532,989	1,265,755	-17.4
ROMANIA	8,170	15,809	93.5	701,547	2,789,808	297.7
BULGARIA	26,087	53,042	103.3	367,477	769,518	109.4
YUGOSLAVIA	0	11,575	-	0	365,388	-
ARMENIA	0	4,224	-	0	127,613	-
UKRAINE	388,940	368,270	-5.3	1,422,218	1,529,702	7.6
LITHUANIA	0	1	-	0	8	-
LATVIA	0	44	-	0	16,260	-
ESTONIA	0	9,005	-	0	44,848	-
CROATIA	1,998	7,047	252.7	52,064	206,362	296.4
SLOVAKIA	1,951	5,681	191.2	9,108	64,602	609.3
SLOVENIA	0	5,089	-	0	138,175	-
CZECH REPUBLIC	13,969	38,807	177.8	262,780	941,406	258.3
RUSSIA FEDERATION	1,432,331	1,698,547	18.6	7,357,670	8,141,956	10.7
<b>-FOTOGRAFI DAN OPTIK</b>	<b>1,003,636</b>	<b>1,127,001</b>	<b>12.3</b>	<b>39,550,063</b>	<b>67,046,543</b>	<b>69.5</b>
JAPAN	125,738	47,508	-62.2	6,169,509	4,668,819	-24.3
HONG KONG	9,029	14,509	60.7	301,951	1,426,907	372.6
KOREA, REPUBLIC OF	5,344	4,659	-12.8	147,172	148,112	0.6
TAIWAN	15,040	8,736	-41.9	2,885,194	1,451,708	-49.7
CHINA	919	7,675	735.2	73,168	1,801,911	2,362.7
THAILAND	84,528	26,301	-68.9	239,376	176,994	-26.1
SINGAPORE	106,272	482,401	353.9	1,495,146	38,696,244	2,488.1
PHILIPPINES	87	717	724.1	1,309	74,514	5,592.4
MALAYSIA	7,464	6,467	-13.4	698,857	208,345	-70.2
MYANMAR (FORM. BURMA)	0	39	-	0	8,342	-
VIET NAM	2,380	2,415	1.5	138,111	141,352	2.4
INDIA	12,806	20,878	63.0	301,156	451,082	49.8
PAKISTAN	293	6,949	2,271.7	1,740	28,976	1,565.3
BANGLADESH	3,313	1,648	-50.3	33,985	8,744	-74.3
SRI LANKA	0	1,212	-	0	24,526	-
SAUDI ARABIA	23	290	1,160.9	252	2,447	871.0
KUWAIT	0	10	-	0	171	-
LEBANON	489	364	-25.6	6,219	14,157	127.6
OMAN	2,657	0	-100.0	15,250	0	-100.0
SYRIA ARAB REPUBLIC	1,620	352	-78.3	10,790	4,827	-55.3
TURKEY	2,453	54	-97.8	41,762	10,149	-75.7
UNITED ARAB EMIRATES	3,457	2,489	-28.0	67,741	112,384	65.9
EGYPT	3,180	463	-85.4	32,183	751	-97.7
LIBYAN ARAB JAMAHIRIYA	30	0	-100.0	2,222	0	-100.0



TABEL 5. PERKEMBANGAN EKSPOR INDONESIA MENURUT KOMODITI DAN NEGARA TUJUAN

JENIS BARANG	BERAT BERSIH (KG)		PERUB	NILAI FOB (US \$)		PERUB
	JAN-APR 2005	JAN-APR 2006	%	JAN-APR 2005	JAN-APR 2006	%
(1)	(2)	(3)	(4)	(5)	(6)	(7)
ALGERIA	101	0	-100.0	1,500	0	-100.0
KENYA	76	0	-100.0	2,662	0	-100.0
NIGERIA	90	205	127.8	150	173	15.3
SOUTH AFRICA	5,254	32	-99.4	76,061	605	-99.2
MAURITIUS	43	68	58.1	756	929	22.9
AUSTRALIA	3,356	971	-71.1	159,274	33,828	-78.8
NEW ZEALAND	0	141	-	0	2,272	-
VANUATU	0	763	-	0	9,453	-
SOLOMON ISLANDS	0	771	-	0	2,166	-
EAST TIMOR	29,500	0	-100.0	47,045	0	-100.0
UNITED STATES	404,189	383,768	-5.1	17,859,938	11,254,552	-37.0
CANADA	9,467	2,275	-76.0	634,918	383,334	-39.6
MEXICO	1,622	4,131	154.7	22,166	30,419	37.2
VENEZUELA	0	1,319	-	0	60,175	-
ARGENTINA	0	1,158	-	0	15,390	-
BRAZIL	8,130	4,095	-49.6	71,932	89,795	24.8
COLOMBIA	4,004	4,869	21.6	75,671	108,439	43.3
ECUADOR	2,832	0	-100.0	93,810	0	-100.0
PERU	1,310	2,178	66.3	14,024	26,669	90.2
PUERTO RICO	28	0	-100.0	439	0	-100.0
DOMINICAN REPUBLIC	205	1,620	690.2	6,161	41,301	570.4
COSTA RICA	0	1,341	-	0	19,964	-
FRENCH POLYNESIA	547	0	-100.0	1,174	0	-100.0
NETHERLANDS ANTILLES	271	0	-100.0	29,886	0	-100.0
UNITED KINGDOM	27,137	23,059	-15.0	340,749	580,259	70.3
NETHERLANDS	975	772	-20.8	238,166	96,478	-59.5
FRANCE	426	338	-20.7	45,288	6,869	-84.8
GERMANY, FED. REP. OF	111,401	53,404	-52.1	6,837,821	4,634,287	-32.2
BELGIUM	3	0	-100.0	150	0	-100.0
LUXEMBOURG	0	268	-	0	44,828	-
DENMARK	0	431	-	0	4,200	-
FINLAND	0	43	-	0	3,999	-
ITALY	1,908	469	-75.4	50,914	12,170	-76.1
SPAIN	2,266	1,530	-32.5	234,942	88,149	-62.5
GREECE	47	229	387.2	598	3,437	474.8
VATICAN CITY STATE (HOLY SEE)	44	0	-100.0	1,980	0	-100.0
HUNGARY	822	190	-76.9	12,681	4,685	-63.1
ROMANIA	64	27	-57.8	16,622	7,589	-54.3
BULGARIA	30	0	-100.0	1,693	0	-100.0
YUGOSLAVIA	201	28	-86.1	3,746	13,604	263.2
SLOVAKIA	122	0	-100.0	2,745	0	-100.0
SLOVENIA	0	372	-	0	5,063	-
FAEROE ISLANDS	43	0	-100.0	1,308	0	-100.0
<b>-ALAT UKUR</b>	<b>117,469</b>	<b>80,278</b>	<b>-31.7</b>	<b>4,753,728</b>	<b>1,910,903</b>	<b>-59.8</b>
JAPAN	789	84	-89.4	835,339	18,543	-97.8
HONG KONG	324	266	-17.9	157	35,110	22,263.1
CHINA	385	748	94.3	168,051	372	-99.8
PAPUA NEW GUINEA	0	927	-	0	1,191	-
THAILAND	1,090	642	-41.1	13,924	162,826	1,069.4
SINGAPORE	43,587	50,606	16.1	1,290,971	700,942	-45.7
PHILIPPINES	595	24	-96.0	1,000	150	-85.0
MALAYSIA	14,473	6,090	-57.9	304,791	60,694	-80.1
BRUNEI DARUSSALAM	0	20	-	0	500	-
VIET NAM	9,081	0	-100.0	131,302	0	-100.0
INDIA	20,296	0	-100.0	353,719	0	-100.0
PAKISTAN	310	100	-67.7	34,523	450	-98.7
YEMEN	6,512	0	-100.0	83,258	0	-100.0
OMAN	0	200	-	0	689	-
UNITED ARAB EMIRATES	3,078	941	-69.4	279,508	30,979	-88.9

TABEL 5. PERKEMBANGAN EKSPOR INDONESIA MENURUT KOMODITI DAN NEGARA TUJUAN

JENIS BARANG	BERAT BERSIH (KG)		PERUB	NILAI FOB (US \$)		PERUB
	JAN-APR 2005	JAN-APR 2006	%	JAN-APR 2005	JAN-APR 2006	%
(1)	(2)	(3)	(4)	(5)	(6)	(7)
QATAR	200	0	-100.0	26,405	0	-100.0
EGYPT	601	0	-100.0	29,824	0	-100.0
LIBYAN ARAB JAMAHIRIYA	820	0	-100.0	173,000	0	-100.0
SUDAN	2,400	0	-100.0	291,131	0	-100.0
GHANA	188	0	-100.0	126	0	-100.0
GUINEA	0	47	-	0	130	-
AUSTRALIA	2,445	1,051	-57.0	229,527	22,010	-90.4
UNITED STATES	1,202	2,271	88.9	169,207	74,382	-56.0
CANADA	240	0	-100.0	29,042	0	-100.0
COSTA RICA	3,056	0	-100.0	114,209	0	-100.0
UNITED KINGDOM	25	2,029	8,016.0	2,000	168,465	8,323.3
NETHERLANDS	1,491	1,369	-8.2	65,493	73,945	12.9
FRANCE	0	651	-	0	84,869	-
GERMANY, FED. REP. OF	3,930	4,428	12.7	107,341	64,388	-40.0
DENMARK	0	35	-	0	4,597	-
SWEDEN	351	0	-100.0	19,880	0	-100.0
IRELAND	0	1,860	-	0	138,616	-
GREECE	0	2,214	-	0	150,964	-
UKRAINE	0	3,540	-	0	108,087	-
LITHUANIA	0	135	-	0	8,004	-
<b>-LONCENG, ARLOJI DAN BAGIANNYA</b>	<b>1,727,699</b>	<b>1,824,179</b>	<b>5.6</b>	<b>17,789,929</b>	<b>20,668,949</b>	<b>16.2</b>
JAPAN	79,335	68,368	-13.8	1,506,886	1,151,310	-23.6
HONG KONG	119,606	159,671	33.5	1,240,936	1,524,183	22.8
KOREA, REPUBLIC OF	1,615	4,337	168.5	37,967	87,627	130.8
TAIWAN	16,219	127,612	686.8	209,350	569,684	172.1
CHINA	2,095	11,154	432.4	55,896	103,476	85.1
MACAU	1,980	5,741	190.0	17,500	59,060	237.5
PAPUA NEW GUINEA	3,075	2,074	-32.6	6,872	8,057	17.2
THAILAND	17,888	51,617	188.6	563,494	499,121	-11.4
SINGAPORE	134,734	189,860	40.9	975,866	3,084,083	216.0
PHILIPPINES	130,432	22,284	-82.9	1,729,532	255,732	-85.2
MALAYSIA	101,218	238,832	136.0	1,500,950	1,390,993	-7.3
CAMBODIA	0	16,851	-	0	114,378	-
BRUNEI DARUSSALAM	170	3,729	2,093.5	2,550	60,250	2,262.8
VIET NAM	18,749	92,756	394.7	192,602	1,016,579	427.8
INDIA	287,543	149,761	-47.9	1,746,213	1,153,790	-33.9
PAKISTAN	0	1,088	-	0	19,583	-
SRI LANKA	41,614	1,321	-96.8	225,974	11,859	-94.8
SAUDI ARABIA	784	890	13.5	4,615	5,805	25.8
KUWAIT	4,236	229	-94.6	70,423	5,670	-92.0
JORDAN	24	0	-100.0	238	0	-100.0
LEBANON	5,221	0	-100.0	73,136	0	-100.0
YEMEN	0	62,352	-	0	521,581	-
OMAN	2,970	5,940	100.0	34,659	65,408	88.7
TURKEY	386	0	-100.0	6,673	0	-100.0
UNITED ARAB EMIRATES	3,586	3,381	-5.7	36,626	206,123	462.8
QATAR	0	960	-	0	4,348	-
EGYPT	1,200	0	-100.0	17,850	0	-100.0
LIBYAN ARAB JAMAHIRIYA	294	0	-100.0	94,974	0	-100.0
MOROCCO	31,991	60,729	89.8	194,175	486,418	150.5
TANZANIA, UNITED REPUBLIC OF	0	6	-	0	1,438	-
MADAGASCAR	0	789	-	0	6,216	-
KENYA	45	0	-100.0	118	0	-100.0
REUNION	31	0	-100.0	41	0	-100.0
TOGO	0	3,915	-	0	25,194	-
GUINEA	0	9,182	-	0	7,136	-
ANGOLA	6,165	0	-100.0	43,069	0	-100.0
CAMEROON	14,500	477	-96.7	112,194	37,000	-67.0
NIGERIA	863	8	-99.1	18,023	50	-99.7

TABEL 5. PERKEMBANGAN EKSPOR INDONESIA MENURUT KOMODITI DAN NEGARA TUJUAN

JENIS BARANG	BERAT BERSIH (KG)		PERUB	NILAI FOB (US \$)		PERUB
	JAN-APR 2005	JAN-APR 2006	%	JAN-APR 2005	JAN-APR 2006	%
	(1)	(2)	(3)	(4)	(5)	(6)
GABON	0	977	-	0	8,638	-
COTE D'IVOIRE	61,649	29,866	-51.6	494,025	227,386	-54.0
SENEGAL	33,261	33,371	0.3	192,528	220,519	14.5
MALI	6,849	0	-100.0	58,790	0	-100.0
BURKINA FASO	0	15,950	-	0	130,313	-
NIGER	0	6,525	-	0	55,593	-
CHAD	2,210	0	-100.0	20,101	0	-100.0
SOUTH AFRICA	36,866	7,018	-81.0	257,798	36,396	-85.9
ZIMBABWE	855	0	-100.0	698	0	-100.0
MAURITIUS	3	0	-100.0	10	0	-100.0
AUSTRALIA	70,708	62,065	-12.2	1,000,106	870,680	-12.9
NEW ZEALAND	2,919	6,135	110.2	75,157	96,444	28.3
FIJI	0	6,223	-	0	53,520	-
UNITED STATES	108,681	124,319	14.4	2,156,869	3,311,005	53.5
CANADA	1,377	3,464	151.6	24,995	49,350	97.4
MEXICO	3,038	14,106	364.3	48,266	240,915	399.1
PANAMA	0	22	-	0	79	-
CHILE	61,838	4,244	-93.1	112,857	72,339	-35.9
ARGENTINA	0	3	-	0	82	-
BRAZIL	382	10,553	2,662.6	30,750	160,364	421.5
URUGUAY	26,580	0	-100.0	42,452	0	-100.0
NETHERLANDS ANTILLES	37	0	-100.0	22	0	-100.0
UNITED KINGDOM	31,287	39,669	26.8	275,349	662,405	140.6
NETHERLANDS	593	379	-36.1	20,243	18,930	-6.5
FRANCE	3,620	7,509	107.4	63,896	79,026	23.7
GERMANY, FED. REP. OF	29,547	33,132	12.1	487,163	785,000	61.1
AUSTRIA	100	404	304.0	133,989	4,394	-96.7
BELGIUM	1,720	8	-99.5	5,992	14	-99.8
SWITZERLAND	19	111	484.2	100	3,379	3,279.0
DENMARK	34	25	-26.5	20,000	5,000	-75.0
FINLAND	0	53	-	0	1,226	-
ITALY	100	935	835.0	6,669	22,661	239.8
SPAIN	2,082	1,201	-42.3	64,860	22,701	-65.0
PORTUGAL	210,768	119,088	-43.5	1,450,429	1,024,482	-29.4
GREECE	5	0	-100.0	248	0	-100.0
CZECHOSLOVAKIA	1,322	0	-100.0	4,480	0	-100.0
HUNGARY	568	486	-14.4	16,632	11,148	-33.0
MOLDOVA, REPUBLIC OF	100	196	96.0	4,805	6,930	44.2
SLOVAKIA	0	70	-	0	5,372	-
SOUTH GEORGIA AND THE SOUTH SA REP. OF MACEDONIA	0	1	-	0	14	-
RUSSIA FEDERATION	0	157	-	0	492	-
	12	0	-100.0	248	0	-100.0
<b>-COKLAT OLAHAN</b>	<b>27,539,274</b>	<b>36,035,131</b>	<b>30.9</b>	<b>63,060,397</b>	<b>74,302,960</b>	<b>17.8</b>
JAPAN	319,407	653,686	104.7	470,152	1,596,617	239.6
HONG KONG	70,622	64,434	-8.8	114,484	168,985	47.6
KOREA, REPUBLIC OF	308,418	323,442	4.9	390,230	271,848	-30.3
TAIWAN	126,401	100,594	-20.4	1,342,743	198,243	-85.2
CHINA	497,179	1,114,370	124.1	551,219	685,794	24.4
PAPUA NEW GUINEA	1,541	8,754	468.1	3,841	7,791	102.8
THAILAND	388,633	705,254	81.5	708,336	1,425,622	101.3
SINGAPORE	591,740	647,051	9.4	985,289	1,012,100	2.7
PHILIPPINES	2,924,278	2,398,611	-18.0	3,498,108	1,882,437	-46.2
MALAYSIA	622,814	958,912	54.0	894,041	1,247,277	39.5
CAMBODIA	8,100	13,700	69.1	11,700	18,640	59.3
BRUNEI DARUSSALAM	63,571	10,198	-84.0	157,693	22,162	-86.0
VIET NAM	3,143	60,547	1,826.4	7,804	85,973	1,001.7
MALDIVES	2,952	2,322	-21.3	8,184	2,400	-70.7
INDIA	245,193	499,267	103.6	384,919	492,651	28.0
PAKISTAN	20,992	110,170	424.8	29,998	97,804	226.0

TABEL 5. PERKEMBANGAN EKSPOR INDONESIA MENURUT KOMODITI DAN NEGARA TUJUAN

JENIS BARANG	BERAT BERSIH (KG)		PERUB	NILAI FOB (US \$)		PERUB
	JAN-APR 2005	JAN-APR 2006	%	JAN-APR 2005	JAN-APR 2006	%
(1)	(2)	(3)	(4)	(5)	(6)	(7)
BANGLADESH	22,699	9,055	-60.1	6,273	3,600	-42.6
SRI LANKA	95,016	33,918	-64.3	123,458	42,175	-65.8
IRAN (ISLAMIC REPUBLIC OF)	342,995	448,999	30.9	378,320	398,240	5.3
SAUDI ARABIA	25,338	7,179	-71.7	62,363	27,463	-56.0
KUWAIT	22,065	30,486	38.2	52,350	60,075	14.8
JORDAN	0	499	-	0	2,240	-
LEBANON	20,999	0	-100.0	9,590	0	-100.0
YEMEN	178,965	17,091	-90.5	215,958	19,780	-90.8
OMAN	14,648	0	-100.0	31,051	0	-100.0
SYRIA ARAB REPUBLIC	0	197,999	-	0	118,460	-
TURKEY	16,999	199,300	1,072.4	15,754	121,641	672.1
UNITED ARAB EMIRATES	595,800	795,546	33.5	1,870,094	2,815,849	50.6
QATAR	106	74	-30.2	960	311	-67.6
BAHRAIN	34,840	10,672	-69.4	77,238	23,478	-69.6
EGYPT	134,100	145,200	8.3	264,110	433,078	64.0
MOROCCO	0	525	-	0	525	-
ALGERIA	195,000	0	-100.0	156,900	0	-100.0
SUDAN	0	69	-	0	715	-
ERITREA	10,800	0	-100.0	16,065	0	-100.0
TANZANIA, UNITED REPUBLIC OF	8,049	0	-100.0	16,678	0	-100.0
MADAGASCAR	5,529	10,374	87.6	11,091	15,628	40.9
KENYA	5,775	50,516	774.7	8,690	162,703	1,772.3
TOGO	43,200	43,200	0.0	60,000	61,200	2.0
GUINEA	0	2,084	-	0	3,150	-
NIGERIA	1,289	0	-100.0	5,269	0	-100.0
MAURITANIA	21,965	14,400	-34.4	29,050	20,800	-28.4
CENTRAL AFRICAN REPUBLIC	0	23,000	-	0	8,510	-
SOUTH AFRICA	779,024	999,896	28.4	1,494,347	1,952,695	30.7
ZIMBABWE	17,664	0	-100.0	19,905	0	-100.0
MAURITIUS	250	2,462	884.8	250	6,444	2,477.6
AUSTRALIA	546,937	3,163,443	478.4	1,354,323	9,601,340	608.9
NEW ZEALAND	162,972	466,000	185.9	413,000	1,089,580	163.8
VANUATU	1,781	4,402	147.2	4,875	8,037	64.9
FIJI	24,637	28,324	15.0	52,318	65,041	24.3
SAMOA	0	684	-	0	3,821	-
SOLOMON ISLANDS	0	1,392	-	0	2,612	-
TONGA	2,167	8,783	305.3	2,763	13,019	371.2
EAST TIMOR	2,790	13,414	380.8	3,806	15,931	318.6
UNITED STATES	6,943,137	7,145,197	2.9	24,204,752	23,670,098	-2.2
CANADA	0	200,522	-	0	701,289	-
MEXICO	216,000	720,200	233.4	275,760	427,175	54.9
ARGENTINA	46,497	0	-100.0	42,870	0	-100.0
BRAZIL	0	502,021	-	0	312,855	-
JAMAICA	8,686	8,777	1.1	22,982	22,703	-1.2
FRENCH POLYNESIA	0	1,660	-	0	3,252	-
UNITED KINGDOM	457,400	101,600	-77.8	864,420	355,600	-58.9
NETHERLANDS	1,680,040	1,815,850	8.1	5,594,521	6,133,095	9.6
FRANCE	2,020,000	2,164,000	7.1	7,634,403	7,882,624	3.3
GERMANY, FED. REP. OF	41,001	267,600	552.7	82,621	97,076	17.5
BELGIUM	1,231,121	1,846,800	50.0	3,712,199	6,155,437	65.8
SWITZERLAND	80,875	525	-99.4	70,892	8,663	-87.8
SWEDEN	0	9,054	-	0	22,892	-
SPAIN	2,785,600	6,244,030	124.2	1,773,615	1,816,780	2.4
GREECE	47,000	80,000	70.2	30,294	22,830	-24.6
HUNGARY	65,950	49,000	-25.7	63,215	28,519	-54.9
POLAND	15,998	16,000	0.0	12,050	6,120	-49.2
BULGARIA	1,706,087	56,998	-96.7	871,585	19,430	-97.8
UKRAINE	217,500	44,999	-79.3	423,070	24,156	-94.3
UZBEKISTAN	34,000	34,000	0.0	24,106	16,456	-31.7

TABEL 5. PERKEMBANGAN EKSPOR INDONESIA MENURUT KOMODITI DAN NEGARA TUJUAN

JENIS BARANG	BERAT BERSIH (KG)		PERUB	NILAI FOB (US \$)		PERUB
	JAN-APR 2005	JAN-APR 2006	%	JAN-APR 2005	JAN-APR 2006	%
(1)	(2)	(3)	(4)	(5)	(6)	(7)
LITHUANIA	14,000	264,000	1,785.7	16,800	211,200	1,157.1
LATVIA	27,999	0	-100.0	35,320	0	-100.0
ESTONIA	340,000	25,000	-92.7	953,582	10,625	-98.9
SLOVENIA	30,000	0	-100.0	35,250	0	-100.0
CZECH REPUBLIC	1,000	0	-100.0	500	0	-100.0
RUSSIA FEDERATION	0	37,000	-	0	39,600	-
<b>-GULA TETES</b>	<b>27,662,586</b>	<b>148,033,480</b>	<b>435.1</b>	<b>2,095,040</b>	<b>14,313,328</b>	<b>583.2</b>
JAPAN	5,000,001	0	-100.0	170,001	0	-100.0
HONG KONG	0	19,800	-	0	8,712	-
KOREA, REPUBLIC OF	11,388,620	77,902,199	584.0	626,374	8,379,077	1,237.7
TAIWAN	5,019,200	0	-100.0	346,468	0	-100.0
SINGAPORE	19,190	17,748	-7.5	11,349	10,171	-10.4
MALAYSIA	32,285	58,986	82.7	16,897	10,354	-38.7
VIET NAM	6,201,250	70,033,986	1,029.4	921,600	5,903,764	540.6
MALDIVES	0	761	-	0	1,250	-
VANUATU	2,040	0	-100.0	2,351	0	-100.0
<b>-KERUPUK UDANG</b>	<b>1,690,505</b>	<b>1,773,220</b>	<b>4.9</b>	<b>2,230,490</b>	<b>2,536,388</b>	<b>13.7</b>
JAPAN	3,382	50,305	1,387.4	11,222	87,173	676.8
HONG KONG	11,082	57,819	421.7	22,630	84,531	273.5
KOREA, REPUBLIC OF	403,120	286,700	-28.9	557,553	410,057	-26.5
TAIWAN	22,913	27,317	19.2	23,307	25,700	10.3
SINGAPORE	31,652	34,488	9.0	55,301	42,813	-22.6
MALAYSIA	131,789	62,395	-52.7	67,836	48,716	-28.2
INDIA	0	443	-	0	867	-
SAUDI ARABIA	120,708	144,215	19.5	101,160	139,588	38.0
UNITED ARAB EMIRATES	15,980	999	-93.8	13,132	2,260	-82.8
AUSTRALIA	2,818	7,530	167.2	5,603	13,536	141.6
UNITED STATES	48,255	36,858	-23.6	116,586	91,589	-21.4
CANADA	4,000	36	-99.1	7,720	288	-96.3
UNITED KINGDOM	95,684	150,380	57.2	139,387	187,517	34.5
NETHERLANDS	713,172	765,941	7.4	985,233	1,197,354	21.5
FRANCE	68,450	72,825	6.4	111,480	120,425	8.0
BELGIUM	17,500	26,977	54.2	12,340	19,062	54.5
ROMANIA	0	47,992	-	0	64,912	-
<b>-BUAH/SAYURAN OLAHAN</b>	<b>151,373,424</b>	<b>150,196,301</b>	<b>-0.8</b>	<b>93,311,168</b>	<b>80,830,958</b>	<b>-13.4</b>
JAPAN	4,832,288	5,629,422	16.5	4,550,163	4,704,573	3.4
HONG KONG	366,784	902,509	146.1	614,012	1,311,744	113.6
KOREA, REPUBLIC OF	568,284	621,224	9.3	457,616	449,465	-1.8
TAIWAN	760,662	2,141,877	181.6	927,935	871,258	-6.1
CHINA	841,565	3,516,088	317.8	232,124	583,721	151.5
PAPUA NEW GUINEA	2,490	700	-71.9	4,230	1,426	-66.3
THAILAND	64,806	371,140	472.7	67,135	81,641	21.6
SINGAPORE	30,408,813	25,146,372	-17.3	17,960,874	15,472,415	-13.9
PHILIPPINES	15,761,239	4,033,392	-74.4	5,505,014	1,710,132	-68.9
MALAYSIA	15,031,746	32,632,749	117.1	2,553,597	5,074,404	98.7
CAMBODIA	0	177,000	-	0	1,680	-
BRUNEI DARUSSALAM	1,901	984	-48.2	1,771	2,691	52.0
NEPAL	0	259,726	-	0	193,558	-
VIET NAM	5,942,224	1,911,231	-67.8	5,240,791	1,336,713	-74.5
MALDIVES	10,738	10,482	-2.4	15,646	14,954	-4.4
INDIA	18,430,041	8,236,106	-55.3	16,789,743	5,578,358	-66.8
PAKISTAN	395,718	775,504	96.0	154,841	241,562	56.0
BANGLADESH	18,896	25,000	32.3	9,543	250	-97.4
IRAN (ISLAMIC REPUBLIC OF)	0	45,450	-	0	16,300	-
SAUDI ARABIA	322,017	243,080	-24.5	287,801	224,326	-22.1
KUWAIT	0	42,073	-	0	17,039	-
LEBANON	53,145	42,210	-20.6	163,969	220,743	34.6
YEMEN	0	9,205	-	0	4,840	-
SYRIA ARAB REPUBLIC	39,049	14,062	-64.0	57,505	40,185	-30.1

TABEL 5. PERKEMBANGAN EKSPOR INDONESIA MENURUT KOMODITI DAN NEGARA TUJUAN

JENIS BARANG	BERAT BERSIH (KG)		PERUB	NILAI FOB (US \$)		PERUB
	JAN-APR 2005	JAN-APR 2006	%	JAN-APR 2005	JAN-APR 2006	%
(1)	(2)	(3)	(4)	(5)	(6)	(7)
TURKEY	72,000	68,282	-5.2	32,818	46,361	41.3
UNITED ARAB EMIRATES	839,613	1,420,528	69.2	745,680	803,319	7.7
QATAR	0	74,970	-	0	31,238	-
BAHRAIN	59,500	132,000	121.9	34,526	57,840	67.5
EGYPT	300,285	499,176	66.2	199,753	295,204	47.8
LIBYAN ARAB JAMAHIRIYA	35,460	0	-100.0	19,152	0	-100.0
MOROCCO	148,000	0	-100.0	87,410	0	-100.0
TUNISIA	0	12,500	-	0	2,500	-
ALGERIA	76,000	0	-100.0	64,533	0	-100.0
MADAGASCAR	0	1,781	-	0	4,968	-
TOGO	917	0	-100.0	1,025	0	-100.0
ANGOLA	0	25,000	-	0	5,000	-
NIGERIA	0	54,815	-	0	78,946	-
SEYCHELLES	0	2,005	-	0	10,840	-
SOUTH AFRICA	135,940	274,077	101.6	112,645	178,232	58.2
MAURITIUS	38,981	26,556	-31.9	28,333	24,354	-14.0
AUSTRALIA	1,087,243	723,291	-33.5	766,581	508,026	-33.7
NEW ZEALAND	48,717	179,536	268.5	30,782	150,054	387.5
MICRONESIA, FEDERATED STATES OF	0	4,214	-	0	3,284	-
GUAM	0	368	-	0	1,165	-
NEW CALEDONIA	7,150	0	-100.0	7,475	0	-100.0
VANUATU	0	807	-	0	1,465	-
COOK ISLANDS	0	7	-	0	35	-
FIJI	3,823	636	-83.4	8,260	646	-92.2
MARSHALL ISLANDS	135	0	-100.0	204	0	-100.0
SAMOA	0	562	-	0	3,330	-
SOLOMON ISLANDS	0	1,758	-	0	31,251	-
EAST TIMOR	2,631	89,470	3,300.6	3,054	35,910	1,075.8
UNITED STATES	18,362,124	19,617,126	6.8	16,945,841	16,653,848	-1.7
CANADA	437,993	146,668	-66.5	511,546	559,221	9.3
MEXICO	0	92,041	-	0	101,720	-
PANAMA	545	16,193	2,871.2	696	11,800	1,595.4
CHILE	786,426	1,335,068	69.8	434,810	707,744	62.8
ARGENTINA	769,114	2,337,156	203.9	444,070	1,369,134	208.3
BRAZIL	961,280	177,000	-81.6	553,548	102,940	-81.4
URUGUAY	118,707	118,057	-0.6	86,424	63,775	-26.2
PARAGUAY	0	25,000	-	0	18,250	-
PERU	109,944	92,472	-15.9	37,230	25,660	-31.1
PUERTO RICO	35,943	34,320	-4.5	32,426	29,172	-10.0
DOMINICAN REPUBLIC	0	48,988	-	0	37,721	-
FRENCH POLYNESIA	0	461	-	0	903	-
UNITED KINGDOM	491,686	1,038,615	111.2	292,748	696,293	137.9
NETHERLANDS	9,572,221	5,699,487	-40.5	4,192,597	3,436,305	-18.0
FRANCE	921,126	744,224	-19.2	530,096	472,284	-10.9
GERMANY, FED. REP. OF	10,869,339	10,600,909	-2.5	4,836,055	4,994,919	3.3
AUSTRIA	389,286	669,386	72.0	217,098	402,140	85.2
BELGIUM	624,562	966,184	54.7	396,359	771,666	94.7
SWITZERLAND	0	15,963	-	0	9,328	-
DENMARK	477,198	330,999	-30.6	256,007	203,405	-20.6
NORWAY	296,707	964,357	225.0	250,442	874,914	249.4
SWEDEN	197,296	597,802	203.0	111,742	390,589	249.6
FINLAND	324,369	1,776,105	447.6	285,062	1,006,096	252.9
IRELAND	18,210	18,210	0.0	9,250	8,750	-5.4
ITALY	1,211,990	1,630,186	34.5	703,294	789,849	12.3
SPAIN	4,241,010	5,015,962	18.3	2,664,840	3,545,338	33.0
PORTUGAL	218,790	78,000	-64.4	72,198	56,420	-21.9
ICELAND	0	18,027	-	0	9,302	-
GREECE	322,111	250,816	-22.1	172,066	147,334	-14.4
ANDORRA	0	26,000	-	0	10,400	-

TABEL 5. PERKEMBANGAN EKSPOR INDONESIA MENURUT KOMODITI DAN NEGARA TUJUAN

JENIS BARANG	BERAT BERSIH (KG)		PERUB	NILAI FOB (US \$)		PERUB
	JAN-APR 2005	JAN-APR 2006	%	JAN-APR 2005	JAN-APR 2006	%
(1)	(2)	(3)	(4)	(5)	(6)	(7)
HUNGARY	192,758	157,872	-18.1	89,780	75,367	-16.1
POLAND	888,746	940,104	5.8	570,894	603,415	5.7
ROMANIA	61,192	893,423	1,360.0	20,600	354,057	1,618.7
BULGARIA	25,000	37,000	48.0	5,000	26,820	436.4
BELARUS	0	20,000	-	0	15,200	-
UKRAINE	24,000	158,937	562.2	10,916	114,771	951.4
LATVIA	0	73,756	-	0	73,491	-
ESTONIA	26,000	0	-100.0	24,110	0	-100.0
CROATIA	24,000	12,500	-47.9	20,840	2,500	-88.0
BOSNIA AND HERZEGOVINA	0	20,000	-	0	15,200	-
MALTA	16,797	60,000	257.2	1,282	4,200	227.6
SLOVENIA	289,752	407,051	40.5	126,064	182,402	44.7
CZECH REPUBLIC	0	136,444	-	0	69,924	-
FAEROE ISLANDS	29,999	0	-100.0	3,700	0	-100.0
RUSSIA FEDERATION	1,328,402	2,417,507	82.0	664,996	1,358,445	104.3
<b>-MINUMAN OLAHAN</b>	<b>24,716,871</b>	<b>18,394,407</b>	<b>-25.6</b>	<b>11,941,568</b>	<b>9,503,117</b>	<b>-20.4</b>
JAPAN	4,154,957	1,613,099	-61.2	2,166,772	1,139,751	-47.4
HONG KONG	221,727	305,801	37.9	408,038	818,500	100.6
KOREA, REPUBLIC OF	55,665	15,411	-72.3	38,537	18,699	-51.5
TAIWAN	1,901,801	1,163,161	-38.8	1,112,795	735,917	-33.9
CHINA	1,190	387	-67.5	612	2,026	231.1
PAPUA NEW GUINEA	4,354	620,142	14,143.0	5,790	1,025,101	17,604.7
THAILAND	4,714,041	91,370	-98.1	2,480,518	123,179	-95.0
SINGAPORE	7,390,671	8,672,520	17.3	1,823,136	2,611,834	43.3
PHILIPPINES	1,501,674	315,255	-79.0	606,524	162,291	-73.2
MALAYSIA	1,333,434	747,712	-43.9	890,984	518,961	-41.8
CAMBODIA	0	37,102	-	0	13,260	-
BRUNEI DARUSSALAM	975,885	371,820	-61.9	644,206	247,550	-61.6
VIET NAM	185,511	25,216	-86.4	102,859	44,555	-56.7
MALDIVES	65,051	37,566	-42.3	45,849	40,338	-12.0
INDIA	13,125	5,165	-60.7	60,550	8,000	-86.8
PAKISTAN	0	1,490	-	0	825	-
BANGLADESH	0	9,441	-	0	23,422	-
SRI LANKA	3,109	0	-100.0	50	0	-100.0
SAUDI ARABIA	17,209	20,193	17.3	2,860	11,349	296.8
LEBANON	0	9,058	-	0	27,594	-
OMAN	209,307	255,859	22.2	143,551	167,477	16.7
TURKEY	0	9,360	-	0	26,715	-
UNITED ARAB EMIRATES	205,385	380,924	85.5	633,821	446,321	-29.6
BAHRAIN	0	14,167	-	0	9,550	-
EGYPT	17,820	0	-100.0	9,450	0	-100.0
TANZANIA, UNITED REPUBLIC OF	8,574	0	-100.0	9,852	0	-100.0
CONGO	308	0	-100.0	118	0	-100.0
CAMEROON	0	2,822	-	0	2,150	-
NIGERIA	74,953	0	-100.0	54,088	0	-100.0
SIERRA LEONE	0	16,896	-	0	12,320	-
BENIN	39,100	0	-100.0	24,150	0	-100.0
GAMBIA	10,356	1,471	-85.8	49,435	2,083	-95.8
SOUTH AFRICA	0	48,354	-	0	24,357	-
AUSTRALIA	135,631	2,431,334	1,692.6	95,264	343,061	260.1
NEW ZEALAND	0	1,474	-	0	2,033	-
NORTHERN MARIANA ISLANDS	0	15,222	-	0	3,120	-
VANUATU	52,404	36,741	-29.9	8,434	7,576	-10.2
KIRIBATI	0	758	-	0	1,044	-
SOLOMON ISLANDS	232,838	213,076	-8.5	23,984	177,206	638.9
TONGA	71,684	119,781	67.1	17,581	28,620	62.8
EAST TIMOR	553,703	365,268	-34.0	143,681	56,846	-60.4
UNITED STATES	287,460	167,742	-41.7	153,609	119,263	-22.4
CANADA	4,068	66,672	1,538.9	12,600	107,948	756.7

TABEL 5. PERKEMBANGAN EKSPOR INDONESIA MENURUT KOMODITI DAN NEGARA TUJUAN

JENIS BARANG	BERAT BERSIH (KG)		PERUB	NILAI FOB (US \$)		PERUB
	JAN-APR 2005	JAN-APR 2006	%	JAN-APR 2005	JAN-APR 2006	%
(1)	(2)	(3)	(4)	(5)	(6)	(7)
PANAMA	78	0	-100.0	100	0	-100.0
DOMINICAN REPUBLIC	38,198	0	-100.0	39,600	0	-100.0
UNITED KINGDOM	87,197	119	-99.9	31,514	420	-98.7
NETHERLANDS	60,815	129,732	113.3	36,893	140,963	282.1
GERMANY, FED. REP. OF	32,482	28,538	-12.1	35,975	56,131	56.0
AUSTRIA	0	110	-	0	349	-
BELGIUM	3	1,978	65,833.3	40	10,201	25,402.5
SWITZERLAND	0	133	-	0	1,625	-
DENMARK	54,308	0	-100.0	27,280	0	-100.0
FINLAND	0	352	-	0	679	-
IRELAND	86	40	-53.5	45	31	-31.1
SPAIN	91	17,575	19,213.2	185	138,328	74,671.9
GREECE	0	6,000	-	0	43,548	-
CZECHOSLOVAKIA	618	0	-100.0	238	0	-100.0
<b>-ROKOK DAN TEMBAKAU OLAHAN</b>	<b>21,085,041</b>	<b>22,647,785</b>	<b>7.4</b>	<b>89,664,851</b>	<b>91,087,826</b>	<b>1.6</b>
JAPAN	44,662	78,531	75.8	578,931	894,459	54.5
HONG KONG	0	3,780	-	0	35,299	-
KOREA, REPUBLIC OF	5,394	331	-93.9	45,228	3,670	-91.9
TAIWAN	474	14,533	2,966.0	4,260	49,666	1,065.9
MACAU	26,381	9,679	-63.3	128,805	46,650	-63.8
THAILAND	1,188,875	966,042	-18.7	4,184,747	3,109,140	-25.7
SINGAPORE	2,283,899	1,459,824	-36.1	22,226,171	17,120,991	-23.0
PHILIPPINES	2,515,080	1,265,362	-49.7	8,412,506	7,121,348	-15.4
MALAYSIA	1,448,325	2,074,901	43.3	10,169,840	14,893,589	46.5
MYANMAR (FORM. BURMA)	1,080,000	1,104,000	2.2	2,488,656	2,561,280	2.9
CAMBODIA	6,589,499	7,042,593	6.9	20,841,185	22,243,480	6.7
BRUNEI DARUSSALAM	21,559	14,019	-35.0	177,908	104,798	-41.1
LAO PEOPLE'S DEMOCRATIC REPUBLIC	306	0	-100.0	2,400	0	-100.0
VIET NAM	71,876	138,429	92.6	395,840	1,301,502	228.8
INDIA	11,000	739	-93.3	84,000	5,700	-93.2
PAKISTAN	0	1,200	-	0	4,290	-
SRI LANKA	0	34,662	-	0	414,658	-
SAUDI ARABIA	39,002	29,667	-23.9	449,584	357,940	-20.4
JORDAN	574,319	798,011	39.0	1,890,000	2,625,040	38.9
LEBANON	31,920	25,536	-20.0	105,000	84,000	-20.0
YEMEN	40	0	-100.0	150	0	-100.0
TURKEY	156,022	535,365	243.1	549,202	1,794,590	226.8
UNITED ARAB EMIRATES	30,721	92,807	202.1	173,105	375,773	117.1
QATAR	68	225	230.9	288	2,660	823.6
BAHRAIN	0	77	-	0	1,128	-
CYPRUS	9	0	-100.0	311	0	-100.0
EGYPT	16,000	0	-100.0	2,240	0	-100.0
SOUTH AFRICA	3	39,915	1,330,400.0	30	82,004	273,246.7
ZIMBABWE	72,343	0	-100.0	57,874	0	-100.0
MAURITIUS	0	31	-	0	2,494	-
AUSTRALIA	11,162	386,738	3,364.8	77,794	1,317,193	1,593.2
EAST TIMOR	17,977	7,234	-59.8	64,294	97,808	52.1
UNITED STATES	419,260	2,242,625	434.9	2,328,457	2,657,755	14.1
CANADA	1,121	12,902	1,050.9	23,794	72,700	205.5
HONDURAS	0	18,000	-	0	33,604	-
PANAMA	65,386	0	-100.0	386,631	0	-100.0
SURINAME	976	0	-100.0	1,846	0	-100.0
CHILE	28,143	75	-99.7	161,000	2,331	-98.6
ARGENTINA	257	83	-67.7	1,093	3,462	216.7
BRAZIL	4,519	0	-100.0	78,160	0	-100.0
BOLIVIA	292	0	-100.0	2,181	0	-100.0
PARAGUAY	33,273	35,796	7.6	572,929	612,480	6.9
PERU	896	0	-100.0	2,720	0	-100.0
PUERTO RICO	108,234	620,000	472.8	167,029	299,400	79.3



TABEL 5. PERKEMBANGAN EKSPOR INDONESIA MENURUT KOMODITI DAN NEGARA TUJUAN

JENIS BARANG	BERAT BERSIH (KG)		PERUB	NILAI FOB (US \$)		PERUB
	JAN-APR 2005	JAN-APR 2006	%	JAN-APR 2005	JAN-APR 2006	%
(1)	(2)	(3)	(4)	(5)	(6)	(7)
DOMINICAN REPUBLIC	0	43,387	-	0	520,642	-
UNITED KINGDOM	36,309	521	-98.6	64,928	8,988	-86.2
NETHERLANDS	775,540	504,358	-35.0	2,849,320	2,540,533	-10.8
FRANCE	152,678	53,460	-65.0	255,356	69,498	-72.8
GERMANY, FED. REP. OF	411,733	677,106	64.5	1,621,367	1,736,062	7.1
AUSTRIA	1,744	208,259	11,841.5	7,524	362,280	4,715.0
BELGIUM	1,194,974	345,366	-71.1	3,521,293	1,578,530	-55.2
SWITZERLAND	56,415	8,193	-85.5	143,045	12,068	-91.6
DENMARK	70,958	37,176	-47.6	864,784	483,560	-44.1
NORWAY	0	98,962	-	0	174,934	-
IRELAND	57,784	0	-100.0	66,453	0	-100.0
SPAIN	21,377	11,491	-46.3	130,666	92,843	-29.0
PORTUGAL	443	0	-100.0	587	0	-100.0
GREECE	75	0	-100.0	3,550	0	-100.0
HUNGARY	1,130	0	-100.0	5,921	0	-100.0
POLAND	2,339	2,274	-2.8	24,295	17,746	-27.0
ALBANIA	0	19,800	-	0	38,610	-
BELARUS	0	57,420	-	0	53,856	-
KAZAKHSTAN	138,600	99,000	-28.6	207,900	162,954	-21.6
UKRAINE	276,000	183,800	-33.4	993,600	321,992	-67.6
UZBEKISTAN	37,619	0	-100.0	100,683	0	-100.0
LITHUANIA	33	0	-100.0	911	0	-100.0
ESTONIA	0	12	-	0	210	-
CZECH REPUBLIC	1,197	648	-45.9	5,916	10,442	76.5
RUSSIA FEDERATION	948,820	1,242,840	31.0	1,960,563	2,569,196	31.0
<b>-DAGING TERNAK</b>	<b>1,210,967</b>	<b>1,278,496</b>	<b>5.6</b>	<b>3,358,429</b>	<b>5,090,057</b>	<b>51.6</b>
JAPAN	5,692	1,955	-65.7	19,505	5,025	-74.2
HONG KONG	52,581	67,477	28.3	84,498	160,265	89.7
KOREA, REPUBLIC OF	4,461	7,580	69.9	9,470	26,329	178.0
TAIWAN	11,931	31	-99.7	24,942	400	-98.4
SINGAPORE	113,570	29,818	-73.7	102,922	112,749	9.6
PHILIPPINES	0	2	-	0	30	-
MALAYSIA	10,726	15,027	40.1	8,500	16,011	88.4
AUSTRALIA	1,559	0	-100.0	9,374	0	-100.0
UNITED STATES	74	39,387	53,125.7	1,396	375,873	26,825.0
CANADA	0	16,200	-	0	62,021	-
PUERTO RICO	531	0	-100.0	9,799	0	-100.0
UNITED KINGDOM	0	12,240	-	0	85,779	-
NETHERLANDS	111,612	221,851	98.8	398,659	880,202	120.8
FRANCE	160,867	292,449	81.8	574,715	1,175,922	104.6
GERMANY, FED. REP. OF	225	0	-100.0	1,396	0	-100.0
BELGIUM	737,138	553,468	-24.9	2,113,253	2,123,847	0.5
SWITZERLAND	0	11	-	0	4	-
SPAIN	0	21,000	-	0	65,600	-
<b>-DAGING UNGGAS</b>	<b>0</b>	<b>19</b>	<b>-</b>	<b>0</b>	<b>18,223</b>	<b>-</b>
KOREA, REPUBLIC OF	0	4	-	0	20	-
CANADA	0	14	-	0	18,200	-
NETHERLANDS	0	1	-	0	3	-
<b>-IKAN OLAHAN</b>	<b>50,708,537</b>	<b>48,277,129</b>	<b>-4.8</b>	<b>151,428,098</b>	<b>160,554,087</b>	<b>6.0</b>
JAPAN	9,523,236	8,785,986	-7.7	37,974,945	30,070,489	-20.8
HONG KONG	620,613	581,482	-6.3	3,010,057	3,074,985	2.2
KOREA, REPUBLIC OF	476,799	770,201	61.5	727,467	962,022	32.2
TAIWAN	565,284	469,006	-17.0	683,126	586,721	-14.1
CHINA	1,054,735	756,450	-28.3	1,274,612	838,637	-34.2
THAILAND	3,648,408	1,210,218	-66.8	735,780	384,725	-47.7
SINGAPORE	3,187,635	2,662,332	-16.5	3,724,445	4,501,265	20.9
PHILIPPINES	6,636	67,890	923.1	16,814	70,332	318.3
MALAYSIA	1,153,588	1,504,274	30.4	732,472	885,111	20.8
CAMBODIA	30,186	0	-100.0	9,590	0	-100.0

TABEL 5. PERKEMBANGAN EKSPOR INDONESIA MENURUT KOMODITI DAN NEGARA TUJUAN

JENIS BARANG	BERAT BERSIH (KG)		PERUB	NILAI FOB (US \$)		PERUB
	JAN-APR 2005	JAN-APR 2006	%	JAN-APR 2005	JAN-APR 2006	%
(1)	(2)	(3)	(4)	(5)	(6)	(7)
BRUNEI DARUSSALAM	0	274	-	0	286	-
VIET NAM	78,659	304,131	286.6	159,022	579,955	264.7
MALDIVES	326	937	187.4	608	1,418	133.2
PAKISTAN	0	26,000	-	0	20,800	-
SRI LANKA	1,544,390	1,006,512	-34.8	731,343	551,242	-24.6
SAUDI ARABIA	629,029	874,801	39.1	2,047,809	2,804,470	37.0
JORDAN	790,700	1,093,873	38.3	1,968,852	2,530,116	28.5
LEBANON	1,238	36,352	2,836.4	4,952	72,740	1,368.9
UNITED ARAB EMIRATES	25,329	77,860	207.4	40,244	199,364	395.4
CYPRUS	20,008	20,004	0.0	58,565	57,645	-1.6
EGYPT	1,352,753	24,214	-98.2	2,927,587	50,850	-98.3
LIBYAN ARAB JAMAHIRIYA	0	1,501,454	-	0	3,269,262	-
MOROCCO	51,365	63,363	23.4	54,450	78,406	44.0
TUNISIA	56,250	0	-100.0	8,437	0	-100.0
ALGERIA	0	20,000	-	0	31,200	-
NAMIBIA	20,000	23,900	19.5	114,800	97,990	-14.6
REUNION	99,231	33,936	-65.8	493,565	131,762	-73.3
GHANA	0	77,500	-	0	75,250	-
ANGOLA	36,422	0	-100.0	59,736	0	-100.0
SOUTH AFRICA	99,038	12,959	-86.9	134,092	65,520	-51.1
BURUNDI	0	16,368	-	0	22,325	-
MAURITIUS	48,878	40,827	-16.5	118,722	46,798	-60.6
AUSTRALIA	327,670	554,777	69.3	1,123,428	1,764,396	57.1
NEW ZEALAND	42,298	65,799	55.6	61,422	81,562	32.8
EAST TIMOR	768	23,463	2,955.1	650	45,925	6,965.4
UNITED STATES	14,506,671	17,210,095	18.6	63,543,519	83,288,602	31.1
CANADA	172,533	643,725	273.1	603,156	2,453,876	306.8
MEXICO	0	62,936	-	0	156,935	-
GUATEMALA	0	33,293	-	0	38,189	-
PANAMA	27,189	15,500	-43.0	2,719	17,000	525.2
BOLIVIA	56,689	0	-100.0	97,422	0	-100.0
URUGUAY	47,363	0	-100.0	25,917	0	-100.0
TRINIDAD AND TOBAGO	0	50,415	-	0	20,166	-
PUERTO RICO	285,415	134,744	-52.8	1,167,708	518,069	-55.6
DOMINICAN REPUBLIC	18,152	36,602	101.6	71,439	150,064	110.1
MARTINIQUE	117,104	82,803	-29.3	385,524	264,033	-31.5
GUADELOUPE	46,556	19,460	-58.2	116,472	29,190	-74.9
UNITED KINGDOM	1,749,375	892,485	-49.0	4,880,796	2,953,009	-39.5
NETHERLANDS	861,198	983,459	14.2	2,930,221	3,902,647	33.2
FRANCE	601,200	421,664	-29.9	1,487,373	845,616	-43.2
GERMANY, FED. REP. OF	3,063,203	2,252,810	-26.5	6,135,048	4,521,197	-26.3
BELGIUM	1,208,049	898,572	-25.6	6,124,406	3,119,264	-49.1
SWITZERLAND	0	29,608	-	0	49,656	-
LUXEMBOURG	0	39,600	-	0	126,456	-
DENMARK	111,119	191,251	72.1	564,629	769,027	36.2
NORWAY	0	14,000	-	0	91,400	-
SWEDEN	41,998	52,429	24.8	223,549	248,511	11.2
IRELAND	36,096	18,048	-50.0	61,014	30,850	-49.4
ITALY	1,012,906	435,325	-57.0	1,688,877	765,358	-54.7
SPAIN	493,053	428,021	-13.2	888,941	683,821	-23.1
PORTUGAL	100,003	47,536	-52.5	178,396	79,528	-55.4
GREECE	69,537	52,788	-24.1	91,343	93,487	2.4
POLAND	136,575	69,000	-49.5	250,048	531,700	112.6
ROMANIA	16,316	32,634	100.0	21,214	45,298	113.5
BULGARIA	107,625	121,062	12.5	262,418	235,697	-10.2
YUGOSLAVIA	31,968	0	-100.0	43,740	0	-100.0
LITHUANIA	0	8,000	-	0	55,100	-
CROATIA	63,936	0	-100.0	87,480	0	-100.0
MALTA	55,891	13,264	-76.3	116,126	6,632	-94.3

TABEL 5. PERKEMBANGAN EKSPOR INDONESIA MENURUT KOMODITI DAN NEGARA TUJUAN

JENIS BARANG	BERAT BERSIH (KG)		PERUB	NILAI FOB (US \$)		PERUB
	JAN-APR 2005	JAN-APR 2006	%	JAN-APR 2005	JAN-APR 2006	%
(1)	(2)	(3)	(4)	(5)	(6)	(7)
SLOVENIA	128,538	150,751	17.3	191,468	226,440	18.3
CZECH REPUBLIC	0	32,634	-	0	45,298	-
RUSSIA FEDERATION	50,807	95,472	87.9	189,543	238,402	25.8
<b>-BERAS GILING</b>	<b>27,459,511</b>	<b>379,309</b>	<b>-98.6</b>	<b>5,577,262</b>	<b>183,713</b>	<b>-96.7</b>
HONG KONG	374	278	-25.7	566	625	10.4
TAIWAN	0	287,899	-	0	122,566	-
SINGAPORE	79,500	90,000	13.2	45,760	58,844	28.6
MALAYSIA	0	1,000	-	0	1,579	-
SUDAN	1,695	0	-100.0	300	0	-100.0
SOUTH AFRICA	27,377,250	0	-100.0	5,530,204	0	-100.0
AUSTRALIA	394	0	-100.0	300	0	-100.0
EAST TIMOR	298	107	-64.1	132	72	-45.5
NETHERLANDS	0	25	-	0	27	-
<b>-KOPI OLAHAN</b>	<b>484,325</b>	<b>1,677</b>	<b>-99.7</b>	<b>261,576</b>	<b>1,603</b>	<b>-99.4</b>
JAPAN	312,130	0	-100.0	59,240	0	-100.0
HONG KONG	0	1,490	-	0	1,510	-
TAIWAN	92,297	0	-100.0	85,168	0	-100.0
CHINA	43,275	0	-100.0	31,723	0	-100.0
AUSTRALIA	803	0	-100.0	1,589	0	-100.0
UNITED STATES	720	0	-100.0	1,216	0	-100.0
NETHERLANDS	18,000	0	-100.0	41,940	0	-100.0
GERMANY, FED. REP. OF	0	187	-	0	93	-
SWEDEN	17,100	0	-100.0	40,700	0	-100.0
<b>-TEH OLAHAN</b>	<b>17,833,511</b>	<b>18,329,195</b>	<b>2.8</b>	<b>23,283,998</b>	<b>24,738,823</b>	<b>6.3</b>
JAPAN	203,505	186,751	-8.2	314,044	301,522	-4.0
HONG KONG	691	737	6.7	5,213	3,065	-41.2
KOREA, REPUBLIC OF	13,370	1,224	-90.9	28,408	5,850	-79.4
TAIWAN	180,427	224,732	24.6	525,634	540,969	2.9
CHINA	0	21,080	-	0	22,621	-
MONGOLIA	2,879	6,838	137.5	14,664	36,207	146.9
THAILAND	7,046	8,949	27.0	39,927	45,121	13.0
SINGAPORE	261,237	278,619	6.7	642,931	738,760	14.9
PHILIPPINES	9,628	12,044	25.1	69,721	97,063	39.2
MALAYSIA	1,814,231	1,244,885	-31.4	2,453,020	1,812,113	-26.1
BRUNEI DARUSSALAM	1,293	126	-90.3	2,578	471	-81.7
VIET NAM	49,534	42,648	-13.9	215,549	189,223	-12.2
INDIA	437,740	344,280	-21.4	517,308	477,235	-7.8
PAKISTAN	2,477,900	2,272,825	-8.3	2,743,600	2,943,236	7.3
SRI LANKA	52,419	42,000	-19.9	118,221	63,950	-45.9
AFGHANISTAN	22,050	266,558	1,108.9	23,153	311,152	1,243.9
IRAQ	0	12,582	-	0	19,432	-
IRAN (ISLAMIC REPUBLIC OF)	0	80,450	-	0	92,521	-
SAUDI ARABIA	47,188	31,678	-32.9	88,938	89,643	0.8
KUWAIT	22,600	10,400	-54.0	21,656	11,190	-48.3
YEMEN	22,600	21,820	-3.5	21,639	46,222	113.6
TURKEY	158,220	63,280	-60.0	188,056	80,484	-57.2
UNITED ARAB EMIRATES	448,000	414,644	-7.5	521,301	718,729	37.9
EGYPT	258,100	378,060	46.5	295,370	476,783	61.4
KENYA	54,000	0	-100.0	50,220	0	-100.0
AUSTRALIA	880,197	603,585	-31.4	2,584,471	1,927,248	-25.4
NEW ZEALAND	211,141	158,426	-25.0	654,950	436,131	-33.4
GUAM	0	12	-	0	251	-
FIJI	0	42,840	-	0	44,696	-
EAST TIMOR	24,592	2,038	-91.7	35,668	1,823	-94.9
UNITED STATES	1,504,127	1,348,588	-10.3	1,644,959	1,404,469	-14.6
CANADA	286,760	131,121	-54.3	264,790	134,187	-49.3
CHILE	64,760	130,760	101.9	74,816	186,490	149.3
PUERTO RICO	540	540	0.0	648	756	16.7
UNITED KINGDOM	2,492,620	3,486,404	39.9	2,732,565	4,275,706	56.5

TABEL 5. PERKEMBANGAN EKSPOR INDONESIA MENURUT KOMODITI DAN NEGARA TUJUAN

JENIS BARANG	BERAT BERSIH (KG)		PERUB	NILAI FOB (US \$)		PERUB
	JAN-APR 2005	JAN-APR 2006	%	JAN-APR 2005	JAN-APR 2006	%
(1)	(2)	(3)	(4)	(5)	(6)	(7)
NETHERLANDS	738,286	1,349,423	82.8	1,020,641	1,415,571	38.7
FRANCE	4	0	-100.0	7	0	-100.0
GERMANY, FED. REP. OF	1,222,543	519,453	-57.5	1,115,148	527,761	-52.7
BELGIUM	0	12,500	-	0	11,088	-
FINLAND	50	0	-100.0	4,150	0	-100.0
IRELAND	156,040	86,520	-44.6	172,564	137,610	-20.3
ITALY	9	83	822.2	46	207	350.0
POLAND	592,320	680,760	14.9	662,607	877,967	32.5
BELARUS	20,900	0	-100.0	15,048	0	-100.0
KAZAKHSTAN	121,520	71,520	-41.2	126,435	79,152	-37.4
KYRGYZSTAN	0	24,480	-	0	28,152	-
UKRAINE	361,040	294,090	-18.5	382,724	301,702	-21.2
UZBEKISTAN	27,454	81,090	195.4	34,952	120,816	245.7
LATVIA	27,040	0	-100.0	32,575	0	-100.0
SOUTH GEORGIA AND THE SOUTH SA	22,400	0	-100.0	22,153	0	-100.0
RUSSIA FEDERATION	2,534,510	3,337,752	31.7	2,800,930	3,703,478	32.2
<b>-GULA PASIR</b>	<b>31,060</b>	<b>49,758</b>	<b>60.2</b>	<b>47,466</b>	<b>61,128</b>	<b>28.8</b>
JAPAN	275	0	-100.0	320	0	-100.0
HONG KONG	4,230	2,729	-35.5	6,590	4,904	-25.6
TAIWAN	216	0	-100.0	132	0	-100.0
SINGAPORE	13,863	213	-98.5	12,755	196	-98.5
MALAYSIA	0	4,749	-	0	5,279	-
SAUDI ARABIA	902	306	-66.1	650	700	7.7
UNITED ARAB EMIRATES	436	168	-61.5	2,941	400	-86.4
AUSTRALIA	4,169	11,242	169.7	7,123	20,342	185.6
COOK ISLANDS	0	553	-	0	506	-
UNITED STATES	5,477	5,640	3.0	13,841	14,000	1.2
CANADA	0	24,158	-	0	14,801	-
PANAMA	149	0	-100.0	191	0	-100.0
NETHERLANDS	261	0	-100.0	259	0	-100.0
GERMANY, FED. REP. OF	1,082	0	-100.0	2,664	0	-100.0
<b>-GULA LAINNYA</b>	<b>1,434,273</b>	<b>1,722,907</b>	<b>20.1</b>	<b>780,185</b>	<b>858,891</b>	<b>10.1</b>
JAPAN	15,116	19,126	26.5	18,570	17,525	-5.6
HONG KONG	14,405	52,364	263.5	25,971	33,701	29.8
TAIWAN	7,827	0	-100.0	18,552	0	-100.0
CHINA	0	3,000	-	0	42,000	-
PAPUA NEW GUINEA	34,760	18,878	-45.7	41,278	24,852	-39.8
THAILAND	0	414,361	-	0	170,695	-
SINGAPORE	153,009	311,846	103.8	111,420	172,634	54.9
PHILIPPINES	3,815	16	-99.6	12,781	1,218	-90.5
MALAYSIA	149,500	291,915	95.3	59,306	104,930	76.9
VIET NAM	262	198,811	75,782.1	765	76,346	9,879.9
MALDIVES	16,806	25,341	50.8	9,084	9,190	1.2
INDIA	3,427	0	-100.0	10,790	0	-100.0
PAKISTAN	4,473	637	-85.8	25,618	2,547	-90.1
SRI LANKA	2,667	0	-100.0	9,705	0	-100.0
SAUDI ARABIA	76	1,507	1,882.9	140	2,000	1,328.6
JORDAN	0	50,999	-	0	21,615	-
TURKEY	0	18,000	-	0	7,875	-
EGYPT	79,375	0	-100.0	30,591	0	-100.0
TANZANIA, UNITED REPUBLIC OF	0	18,000	-	0	6,964	-
SEYCHELLES	31	1,694	5,364.5	25	7,145	28,480.0
SOUTH AFRICA	280,000	18,000	-93.6	129,640	6,895	-94.7
MAURITIUS	1,920	0	-100.0	3,200	0	-100.0
AUSTRALIA	238,631	84,277	-64.7	121,130	43,027	-64.5
NEW ZEALAND	68,499	25,000	-63.5	30,415	13,075	-57.0
VANUATU	0	3,927	-	0	4,714	-
COOK ISLANDS	0	5,086	-	0	4,653	-
EAST TIMOR	23,414	18,529	-20.9	33,935	7,973	-76.5

TABEL 5. PERKEMBANGAN EKSPOR INDONESIA MENURUT KOMODITI DAN NEGARA TUJUAN

JENIS BARANG	BERAT BERSIH (KG)		PERUB	NILAI FOB (US \$)		PERUB
	JAN-APR 2005	JAN-APR 2006	%	JAN-APR 2005	JAN-APR 2006	%
(1)	(2)	(3)	(4)	(5)	(6)	(7)
UNITED STATES	126,200	46,271	-63.3	45,957	30,715	-33.2
CANADA	0	128	-	0	280	-
PANAMA	122	0	-100.0	157	0	-100.0
SURINAME	469	0	-100.0	887	0	-100.0
CHILE	275	7,057	2,466.2	275	2,525	818.2
TRINIDAD AND TOBAGO	0	188	-	0	1,660	-
UNITED KINGDOM	144,010	26,000	-82.0	7,330	11,220	53.1
NETHERLANDS	12,682	9,392	-25.9	12,234	9,126	-25.4
GERMANY, FED. REP. OF	1	57	5,600.0	1	261	26,000.0
BELGIUM	1	0	-100.0	3	0	-100.0
NORWAY	52,500	52,500	0.0	20,425	21,530	5.4
<b>-MAKANAN OLAHAN LAINNYA</b>	<b>102,856,943</b>	<b>88,726,334</b>	<b>-13.7</b>	<b>122,193,024</b>	<b>136,515,380</b>	<b>11.7</b>
JAPAN	4,129,766	3,597,518	-12.9	3,634,051	4,480,449	23.3
HONG KONG	2,046,360	2,815,181	37.6	9,526,815	12,888,746	35.3
KOREA, REPUBLIC OF	3,040,308	1,555,864	-48.8	3,051,612	1,896,856	-37.8
TAIWAN	6,377,078	5,028,005	-21.2	8,439,695	7,411,327	-12.2
CHINA	22,861,468	485,719	-97.9	2,391,455	768,123	-67.9
MONGOLIA	0	4,973	-	0	46,502	-
PAPUA NEW GUINEA	418,963	502,316	19.9	517,644	548,785	6.0
THAILAND	3,777,737	4,000,295	5.9	7,460,680	7,353,509	-1.4
SINGAPORE	3,714,450	7,939,983	113.8	8,163,919	12,687,417	55.4
PHILIPPINES	10,051,974	10,277,500	2.2	11,669,766	12,482,879	7.0
MALAYSIA	16,503,631	16,941,606	2.7	16,758,841	18,994,017	13.3
MYANMAR (FORM. BURMA)	24,893	60,041	141.2	59,829	201,614	237.0
CAMBODIA	1,610	3,306	105.3	37,565	130,445	247.3
BRUNEI DARUSSALAM	1,305,422	1,363,312	4.4	3,158,196	1,887,191	-40.2
LAO PEOPLE'S DEMOCRATIC REPUBLIC	0	72,000	-	0	380,410	-
NEPAL	27,922	13,635	-51.2	28,980	15,132	-47.8
VIET NAM	1,250,639	1,590,757	27.2	2,618,662	3,279,139	25.2
MALDIVES	280,119	320,305	14.4	421,567	413,333	-2.0
INDIA	91,988	199,105	116.5	151,745	258,935	70.6
PAKISTAN	135,858	296,627	118.3	251,569	524,055	108.3
BANGLADESH	226,178	181,746	-19.6	242,230	189,228	-21.9
SRI LANKA	161,647	176,582	9.2	589,587	292,002	-50.5
AFGHANISTAN	6,368	60,437	849.1	12,033	88,094	632.1
IRAQ	17,740	12,909	-27.2	36,160	24,344	-32.7
IRAN (ISLAMIC REPUBLIC OF)	45,318	94,351	108.2	95,024	105,204	10.7
SAUDI ARABIA	2,924,405	3,120,231	6.7	4,920,648	5,448,033	10.7
KUWAIT	361,958	518,669	43.3	483,231	731,539	51.4
JORDAN	532,026	491,614	-7.6	651,714	688,291	5.6
LEBANON	115,806	124,994	7.9	184,410	219,191	18.9
YEMEN	169,159	40,815	-75.9	230,046	57,428	-75.0
OMAN	87,800	100,210	14.1	103,874	128,226	23.4
SYRIA ARAB REPUBLIC	20,982	0	-100.0	24,358	0	-100.0
TURKEY	149,137	101,112	-32.2	197,186	147,565	-25.2
UNITED ARAB EMIRATES	1,475,764	1,668,972	13.1	2,724,305	2,456,651	-9.8
QATAR	129,108	317,439	145.9	153,663	369,032	140.2
BAHRAIN	138,294	93,865	-32.1	165,216	105,312	-36.3
CYPRUS	4,520	5,915	30.9	67,926	6,410	-90.6
EGYPT	153,150	72,209	-52.9	189,805	91,296	-51.9
LIBYAN ARAB JAMAHIRIYA	4,428	28,048	533.4	13,326	41,430	210.9
MOROCCO	47,970	51,613	7.6	40,624	76,449	88.2
TUNISIA	14,690	11,234	-23.5	20,341	18,219	-10.4
ALGERIA	0	4,608	-	0	14,400	-
SUDAN	5,470	207	-96.2	3,844	2,145	-44.2
ERITREA	19,440	0	-100.0	13,770	0	-100.0
NAMIBIA	11,412	0	-100.0	8,714	0	-100.0
TANZANIA, UNITED REPUBLIC OF	16,530	16,992	2.8	23,547	8,520	-63.8
MADAGASCAR	12,319	10,062	-18.3	10,052	6,877	-31.6

TABEL 5. PERKEMBANGAN EKSPOR INDONESIA MENURUT KOMODITI DAN NEGARA TUJUAN

JENIS BARANG	BERAT BERSIH (KG)		PERUB	NILAI FOB (US \$)		PERUB
	JAN-APR 2005	JAN-APR 2006	%	JAN-APR 2005	JAN-APR 2006	%
(1)	(2)	(3)	(4)	(5)	(6)	(7)
KENYA	38,412	33,435	-13.0	39,618	54,629	37.9
MOZAMBIQUE	16,750	17,865	6.7	46,344	29,143	-37.1
TOGO	14,801	6,177	-58.3	17,503	8,236	-53.0
GHANA	47,691	55,476	16.3	22,677	106,318	368.8
GUINEA	11,520	14,855	29.0	3,750	18,075	382.0
ANGOLA	64,500	79,626	23.5	45,150	72,310	60.2
CONGO	56,847	38,880	-31.6	56,948	43,026	-24.5
CAMEROON	14,486	30,465	110.3	72,818	26,536	-63.6
NIGERIA	1,621,334	1,997,046	23.2	3,901,929	4,878,585	25.0
MAURITANIA	86,009	56,374	-34.5	103,223	76,977	-25.4
BENIN	17,987	96,933	438.9	19,626	239,060	1,118.1
BURKINA FASO	2,460	4,920	100.0	35,260	84,050	138.4
GAMBIA	1,393	4,065	191.8	4,742	5,758	21.4
SEYCHELLES	1,200	8,877	639.8	1,560	51,030	3,171.2
SOUTH AFRICA	735,120	398,814	-45.8	854,989	454,941	-46.8
ZIMBABWE	11,929	0	-100.0	16,520	0	-100.0
ZAMBIA	9,121	0	-100.0	16,854	0	-100.0
MAURITIUS	172,190	110,400	-35.9	188,591	119,352	-36.7
AUSTRALIA	2,113,214	2,413,323	14.2	3,188,364	3,537,424	11.0
NEW ZEALAND	572,370	557,924	-2.5	731,936	776,370	6.1
MICRONESIA, FEDERATED STATES OF	7,957	42,000	427.8	17,765	43,046	142.3
GUAM	55	780	1,318.2	385	7,267	1,787.5
PALAU	2,914	0	-100.0	4,624	0	-100.0
NEW CALEDONIA	25,263	29,564	17.0	64,907	66,599	2.6
NORTHERN MARIANA ISLANDS	1,573	22,024	1,300.1	4,704	63,115	1,241.7
VANUATU	30,424	26,075	-14.3	56,718	34,930	-38.4
COOK ISLANDS	27,480	14,288	-48.0	29,724	15,896	-46.5
FIJI	207,752	139,070	-33.1	264,532	187,939	-29.0
MARSHALL ISLANDS	202	10,602	5,148.5	304	19,018	6,155.9
SAMOA	75,296	31,238	-58.5	37,478	50,326	34.3
SOLOMON ISLANDS	53,317	49,484	-7.2	48,723	137,914	183.1
TONGA	172,096	159,663	-7.2	150,007	151,563	1.0
EAST TIMOR	611,507	435,673	-28.8	524,065	372,934	-28.8
UNITED STATES	4,615,189	5,754,136	24.7	9,255,787	12,370,550	33.7
CANADA	591,439	684,516	15.7	2,033,915	2,035,397	0.1
MEXICO	110,777	128,152	15.7	143,100	358,848	150.8
GUATEMALA	7,621	0	-100.0	21,151	0	-100.0
PANAMA	5,199	0	-100.0	6,642	0	-100.0
SURINAME	43,184	44,508	3.1	56,494	48,866	-13.5
CHILE	25,654	0	-100.0	75,292	0	-100.0
BRAZIL	12,500	560	-95.5	5,313	500	-90.6
COLOMBIA	26	22,093	84,873.1	75	56,730	75,540.0
ECUADOR	4,074	0	-100.0	10,559	0	-100.0
TRINIDAD AND TOBAGO	0	16,333	-	0	37,286	-
JAMAICA	0	18,700	-	0	11,918	-
PUERTO RICO	57,341	340,008	493.0	134,307	273,207	103.4
EL SALVADOR	0	6,827	-	0	17,369	-
FRENCH POLYNESIA	37,303	56,093	50.4	70,067	71,125	1.5
NETHERLANDS ANTILLES	0	3,776	-	0	9,304	-
UNITED KINGDOM	1,034,250	337,440	-67.4	1,269,267	647,237	-49.0
NETHERLANDS	4,241,567	6,718,968	58.4	4,726,719	6,040,299	27.8
FRANCE	84,465	325,806	285.7	132,592	350,198	164.1
GERMANY, FED. REP. OF	229,377	300,402	31.0	1,269,545	600,252	-52.7
AUSTRIA	170	825	385.3	763	5,100	568.4
BELGIUM	53,574	163,439	205.1	221,862	471,345	112.5
SWITZERLAND	8,012	5,802	-27.6	10,036	11,900	18.6
DENMARK	17,501	18,179	3.9	10,060	11,658	15.9
NORWAY	15,153	123,100	712.4	34,453	137,790	299.9
SWEDEN	38,307	0	-100.0	80,330	0	-100.0

TABEL 5. PERKEMBANGAN EKSPOR INDONESIA MENURUT KOMODITI DAN NEGARA TUJUAN

JENIS BARANG	BERAT BERSIH (KG)		PERUB	NILAI FOB (US \$)		PERUB
	JAN-APR 2005	JAN-APR 2006	%	JAN-APR 2005	JAN-APR 2006	%
(1)	(2)	(3)	(4)	(5)	(6)	(7)
FINLAND	276,137	248,195	-10.1	254,056	227,853	-10.3
IRELAND	953	0	-100.0	6,703	0	-100.0
ITALY	108,637	122,589	12.8	276,095	635,192	130.1
SPAIN	686,376	913,647	33.1	848,483	1,030,771	21.5
PORTUGAL	92,342	64,446	-30.2	76,038	31,480	-58.6
GREECE	30,469	36,889	21.1	167,886	90,269	-46.2
CZECHOSLOVAKIA	78,110	58,910	-24.6	70,882	73,492	3.7
HUNGARY	638	0	-100.0	422	0	-100.0
POLAND	37,403	14,691	-60.7	53,871	42,482	-21.1
ROMANIA	34,890	92,351	164.7	36,878	125,987	241.6
BULGARIA	41,971	24,996	-40.4	68,486	50,151	-26.8
KAZAKHSTAN	10,734	0	-100.0	8,162	0	-100.0
UKRAINE	16,500	72,232	337.8	6,747	65,592	872.2
LITHUANIA	7,650	5,148	-32.7	20,445	8,905	-56.4
LATVIA	94,080	40,890	-56.5	137,078	95,204	-30.6
ESTONIA	0	139,644	-	0	206,390	-
MALTA	93,980	77,587	-17.4	124,075	101,944	-17.8
SLOVENIA	3,000	0	-100.0	13,800	0	-100.0
CZECH REPUBLIC	107,088	32,503	-69.7	87,154	25,225	-71.1
RUSSIA FEDERATION	186,327	453,155	143.2	246,871	440,447	78.4
<b>SEMEN</b>	<b>1,366,857,522</b>	<b>1,834,163,894</b>	<b>34.2</b>	<b>36,817,281</b>	<b>54,169,361</b>	<b>47.1</b>
JAPAN	55,867	3,177,579	5,587.8	21,549	146,519	579.9
KOREA, REPUBLIC OF	0	200,000	-	0	21,168	-
TAIWAN	6,188,000	6,857,717	10.8	419,512	489,041	16.6
CHINA	75	1,209	1,512.0	51	599	1,074.5
THAILAND	0	1,031	-	0	120	-
SINGAPORE	202,018,779	57,019,133	-71.8	4,452,715	1,678,253	-62.3
PHILIPPINES	0	439,850	-	0	45,904	-
MALAYSIA	20,167,615	175,479,734	770.1	423,523	4,921,011	1,061.9
MYANMAR (FORM. BURMA)	0	83,588	-	0	9,007	-
BRUNEI DARUSSALAM	0	22,000,000	-	0	502,040	-
VIET NAM	17,228,887	105,000	-99.4	612,348	8,682	-98.6
MALDIVES	0	10,002,958	-	0	365,370	-
BANGLADESH	283,283,935	297,817,403	5.1	5,723,718	6,459,587	12.9
SRI LANKA	65,864,419	281,747,226	327.8	1,600,839	9,492,418	493.0
KUWAIT	0	52,289,021	-	0	1,845,802	-
YEMEN	15,721,813	0	-100.0	475,428	0	-100.0
UNITED ARAB EMIRATES	1	104,191,993	-	15	3,000,647	-
SUDAN	15,500,000	0	-100.0	468,720	0	-100.0
MADAGASCAR	15,850	51,415,427	324,287.6	475,506	1,799,540	278.5
MOZAMBIQUE	0	80,075,341	-	0	2,307,771	-
GHANA	110,500,000	297,962,341	169.7	2,610,715	8,530,382	226.8
LIBERIA	0	28,000,000	-	0	793,800	-
GUINEA	0	50,000	-	0	2,600	-
SIERRA LEONE	15,000,000	15,000,000	0.0	354,450	429,750	21.2
GABON	0	20,000,000	-	0	573,000	-
BENIN	30,000,000	61,000,000	103.3	708,900	1,739,400	145.4
SEYCHELLES	0	5,000,000	-	0	174,850	-
MAURITIUS	109,309,096	67,432,813	-38.3	3,219,865	2,342,627	-27.2
AUSTRALIA	79,709,321	78,101,442	-2.0	1,782,223	2,293,480	28.7
NEW ZEALAND	26,299,133	40,000	-99.9	1,075,521	3,288	-99.7
VANUATU	0	600,000	-	0	22,680	-
AMERICAN SAMOA	2,540,000	4,400,000	73.2	97,479	168,030	72.4
COOK ISLANDS	0	2,804	-	0	998	-
FIJI	144	0	-100.0	16	0	-100.0
SAMOA	5,600,000	3,700,000	-33.9	206,416	141,000	-31.7
SOLOMON ISLANDS	0	100,000	-	0	3,780	-
TONGA	2,300,277	760,000	-67.0	84,925	28,728	-66.2
CHRISTMAS ISLANDS	501,000	1,503,000	200.0	17,755	63,923	260.0

TABEL 5. PERKEMBANGAN EKSPOR INDONESIA MENURUT KOMODITI DAN NEGARA TUJUAN

JENIS BARANG	BERAT BERSIH (KG)		PERUB	NILAI FOB (US \$)		PERUB
	JAN-APR 2005	JAN-APR 2006	%	JAN-APR 2005	JAN-APR 2006	%
(1)	(2)	(3)	(4)	(5)	(6)	(7)
EAST TIMOR	2,894,364	3,553,715	22.8	182,658	147,330	-19.3
UNITED STATES	338,086,944	56,296,069	-83.4	11,104,987	2,107,065	-81.0
BRAZIL	0	27,300,000	-	0	709,800	-
BAHAMAS	2,900,000	0	-100.0	106,894	0	-100.0
FRENCH POLYNESIA	15,172,000	16,657,500	9.8	590,551	645,546	9.3
BELGIUM	2	0	-100.0	2	0	-100.0
PORTUGAL	0	3,800,000	-	0	153,825	-
<b>-DARI ROTAN</b>	<b>3,869,013</b>	<b>2,945,437</b>	<b>-23.9</b>	<b>8,789,490</b>	<b>7,645,970</b>	<b>-13.0</b>
JAPAN	300,526	277,618	-7.6	1,290,062	1,365,094	5.8
HONG KONG	7,823	14	-99.8	17,856	7	-100.0
KOREA, REPUBLIC OF	194,563	145,795	-25.1	369,790	461,825	24.9
TAIWAN	40,122	22,204	-44.7	78,485	54,915	-30.0
CHINA	21,166	174	-99.2	41,767	176	-99.6
THAILAND	0	1,154	-	0	5,874	-
SINGAPORE	12,103	8,310	-31.3	26,353	10,329	-60.8
PHILIPPINES	273	0	-100.0	1,531	0	-100.0
MALAYSIA	6,364	12,025	89.0	16,378	12,467	-23.9
CAMBODIA	0	32	-	0	1,278	-
BRUNEI DARUSSALAM	31	0	-100.0	175	0	-100.0
MALDIVES	244	579	137.3	893	3,234	262.2
INDIA	3,235	498	-84.6	3,831	468	-87.8
SRI LANKA	346	2,900	738.2	380	4,950	1,202.6
SAUDI ARABIA	3,806	696	-81.7	8,072	1,897	-76.5
KUWAIT	3,792	0	-100.0	8,299	0	-100.0
JORDAN	1,414	0	-100.0	2,628	0	-100.0
LEBANON	6,262	3,990	-36.3	11,636	8,514	-26.8
YEMEN	2,101	0	-100.0	5,220	0	-100.0
OMAN	5,625	0	-100.0	28,987	0	-100.0
TURKEY	11,278	12,713	12.7	22,815	43,612	91.2
UNITED ARAB EMIRATES	6,751	0	-100.0	13,972	0	-100.0
EGYPT	2,632	14,399	447.1	6,318	13,946	120.7
TUNISIA	0	42,275	-	0	76,451	-
ALGERIA	0	8	-	0	60	-
ETHIOPIA	114	0	-100.0	100	0	-100.0
REUNION	459	546	19.0	473	1,052	122.4
MOZAMBIQUE	0	71	-	0	95	-
COTE D'IVOIRE	789	0	-100.0	421	0	-100.0
SENEGAL	142	0	-100.0	121	0	-100.0
SEYCHELLES	0	1,398	-	0	6,347	-
SOUTH AFRICA	2,795	601	-78.5	5,986	1,585	-73.5
MAURITIUS	5	0	-100.0	16	0	-100.0
AUSTRALIA	147,283	90,085	-38.8	270,618	169,791	-37.3
NEW ZEALAND	4,944	16,016	224.0	13,640	25,956	90.3
GUAM	1	76	7,500.0	7	832	11,785.7
PALAU	0	13	-	0	1,800	-
NEW CALEDONIA	127	0	-100.0	246	0	-100.0
VANUATU	0	1,275	-	0	399	-
FIJI	0	5,205	-	0	14,663	-
SOLOMON ISLANDS	0	1,312	-	0	2,978	-
UNITED STATES	485,581	503,957	3.8	1,620,390	1,490,825	-8.0
CANADA	75,442	7,599	-89.9	146,733	23,720	-83.8
MEXICO	645	3,762	483.3	1,460	9,294	536.6
PANAMA	0	983	-	0	2,775	-
CHILE	20	2,038	10,090.0	54	5,117	9,375.9
VENEZUELA	0	14	-	0	17	-
ARGENTINA	0	925	-	0	575	-
BRAZIL	2,339	1,034	-55.8	3,818	2,150	-43.7
COLOMBIA	108	724	570.4	73	2,590	3,448.0
PERU	0	4	-	0	108	-



TABEL 5. PERKEMBANGAN EKSPOR INDONESIA MENURUT KOMODITI DAN NEGARA TUJUAN

JENIS BARANG	BERAT BERSIH (KG)		PERUB	NILAI FOB (US \$)		PERUB
	JAN-APR 2005	JAN-APR 2006	%	JAN-APR 2005	JAN-APR 2006	%
(1)	(2)	(3)	(4)	(5)	(6)	(7)
TRINIDAD AND TOBAGO	0	2	-	0	69	-
PUERTO RICO	1,694	3	-99.8	1,734	40	-97.7
DOMINICAN REPUBLIC	1,616	0	-100.0	1,627	0	-100.0
COSTA RICA	236	879	272.5	275	566	105.8
BARBADOS	56	291	419.6	27	189	600.0
ANTIGUA AND BARBUDA	0	286	-	0	128	-
DOMINICA	110	0	-100.0	350	0	-100.0
FRENCH GUIANA	0	96	-	0	52	-
FRENCH POLYNESIA	1,342	5,816	333.4	1,990	10,488	427.0
MARTINIQUE	61	0	-100.0	79	0	-100.0
NETHERLANDS ANTILLES	0	22	-	0	47	-
GUADELOUPE	14	20	42.9	16	10	-37.5
UNITED KINGDOM	407,596	247,489	-39.3	958,698	556,882	-41.9
NETHERLANDS	296,915	439,430	48.0	571,981	898,336	57.1
FRANCE	303,725	68,267	-77.5	415,904	173,962	-58.2
GERMANY, FED. REP. OF	597,046	578,298	-3.1	1,272,580	1,158,231	-9.0
AUSTRIA	87,712	5,371	-93.9	99,783	21,988	-78.0
BELGIUM	110,406	116,851	5.8	227,089	296,777	30.7
SWITZERLAND	120,187	791	-99.3	155,598	700	-99.6
DENMARK	47,839	34,904	-27.0	74,070	69,278	-6.5
NORWAY	385	43	-88.8	1,623	80	-95.1
SWEDEN	56,865	120,975	112.7	121,275	284,960	135.0
FINLAND	13,430	17,762	32.3	64,186	57,035	-11.1
IRELAND	12,320	0	-100.0	48,158	0	-100.0
ITALY	188,707	56,470	-70.1	288,484	122,998	-57.4
SPAIN	185,250	20,463	-89.0	298,725	69,060	-76.9
PORTUGAL	22,521	1,726	-92.3	25,616	6,421	-74.9
ICELAND	4,436	0	-100.0	10,816	0	-100.0
GREECE	33,282	12,939	-61.1	85,162	20,650	-75.8
HUNGARY	1,877	782	-58.3	4,023	2,439	-39.4
POLAND	7,127	6,638	-6.9	7,654	14,019	83.2
BULGARIA	0	1,273	-	0	3,145	-
YUGOSLAVIA	922	1,191	29.2	1,250	2,168	73.4
KAZAKHSTAN	371	463	24.8	1,278	1,641	28.4
UKRAINE	0	1,190	-	0	3,435	-
LATVIA	0	122	-	0	564	-
CROATIA	254	1,667	556.3	919	5,441	492.1
SLOVENIA	299	1,642	449.2	894	1,957	118.9
CZECH REPUBLIC	240	314	30.8	961	1,039	8.1
RUSSIA FEDERATION	12,921	17,939	38.8	27,061	33,409	23.5
<b>-DARI BAHAN LAINNYA</b>	<b>5,345,771</b>	<b>7,139,368</b>	<b>33.6</b>	<b>13,982,099</b>	<b>17,213,827</b>	<b>23.1</b>
JAPAN	1,030,507	807,463	-21.6	4,551,292	3,380,029	-25.7
HONG KONG	12,204	11,564	-5.2	36,900	35,013	-5.1
REPUBLIC	0	1,489	-	0	6,372	-
KOREA, REPUBLIC OF	100,656	81,918	-18.6	202,127	240,705	19.1
TAIWAN	512,110	543,459	6.1	136,965	170,188	24.3
CHINA	41,875	853,381	1,937.9	53,748	183,153	240.8
PAPUA NEW GUINEA	3,840	0	-100.0	4,001	0	-100.0
THAILAND	3,346	5,545	65.7	7,901	15,140	91.6
SINGAPORE	108,492	25,418	-76.6	91,814	26,913	-70.7
PHILIPPINES	2,212	108	-95.1	1,914	85	-95.6
MALAYSIA	31,090	58,254	87.4	59,294	313,845	429.3
BRUNEI DARUSSALAM	716	110	-84.6	462	589	27.5
VIET NAM	9	150	1,566.7	74	440	494.6
MALDIVES	6,660	11,586	74.0	31,627	46,238	46.2
INDIA	4,433	2,585	-41.7	17,169	5,578	-67.5
PAKISTAN	14	0	-100.0	373	0	-100.0
BANGLADESH	0	1,845	-	0	8,703	-
SRI LANKA	1,609	8,471	426.5	683	23,316	3,313.8

TABEL 5. PERKEMBANGAN EKSPOR INDONESIA MENURUT KOMODITI DAN NEGARA TUJUAN

JENIS BARANG	BERAT BERSIH (KG)		PERUB	NILAI FOB (US \$)		PERUB
	JAN-APR 2005	JAN-APR 2006	%	JAN-APR 2005	JAN-APR 2006	%
(1)	(2)	(3)	(4)	(5)	(6)	(7)
IRAN (ISLAMIC REPUBLIC OF)	5,758	1,309	-77.3	4,551	2,077	-54.4
SAUDI ARABIA	11,972	4,545	-62.0	13,436	25,126	87.0
KUWAIT	1,561	137	-91.2	2,570	221	-91.4
JORDAN	0	6,262	-	0	7,978	-
LEBANON	3,207	20,515	539.7	601	6,136	921.0
YEMEN	0	122	-	0	184	-
OMAN	92	23	-75.0	50	837	1,574.0
TURKEY	13,571	88,768	554.1	19,734	198,463	905.7
UNITED ARAB EMIRATES	5,276	9,279	75.9	16,486	30,395	84.4
BAHRAIN	410	30,000	7,217.1	4,571	2,094	-54.2
CYPRUS	2,068	3,437	66.2	6,296	6,425	2.1
EGYPT	490	3,956	707.4	1,617	5,146	218.2
MOROCCO	70	11,806	16,765.7	735	12,115	1,548.3
TUNISIA	8,231	9,443	14.7	16,318	22,222	36.2
ALGERIA	129	89	-31.0	350	600	71.4
TANZANIA, UNITED REPUBLIC OF	0	186	-	0	713	-
MADAGASCAR	1,457	1,141	-21.7	3,211	639	-80.1
KENYA	0	532	-	0	597	-
REUNION	22,978	26,598	15.8	43,483	38,604	-11.2
MOZAMBIQUE	8,907	0	-100.0	6,948	0	-100.0
CONGO	0	1	-	0	52	-
GABON	10	0	-100.0	10	0	-100.0
COTE D'IVOIRE	2,102	267	-87.3	1,989	248	-87.5
SENEGAL	0	608	-	0	1,651	-
U.S. VIRGIN ISLANDS	1,592	0	-100.0	1,694	0	-100.0
SEYCHELLES	235	68,832	29,190.2	1,317	41,569	3,056.3
UGANDA	0	1	-	0	16	-
SOUTH AFRICA	35,207	49,679	41.1	52,587	65,055	23.7
MAURITIUS	9,295	1,499	-83.9	89,802	2,435	-97.3
VIRGIN ISLANDS (BRITISH)	927	0	-100.0	1,401	0	-100.0
AUSTRALIA	292,588	424,379	45.0	377,412	374,292	-0.8
NEW ZEALAND	25,566	34,354	34.4	68,053	92,592	36.1
MICRONESIA, FEDERATED STATES OF	1,058	0	-100.0	547	0	-100.0
GUAM	2,123	3,164	49.0	5,118	10,917	113.3
PALAU	1,198	4	-99.7	1,353	30	-97.8
NEW CALEDONIA	21,702	10,976	-49.4	37,364	20,699	-44.6
NORTHERN MARIANA ISLANDS	317	639	101.6	1,572	1,546	-1.7
SAINT VINCENT AND THE GRENADINES	1,508	0	-100.0	1,063	0	-100.0
VANUATU	1,623	1,255	-22.7	1,794	1,028	-42.7
WALLIS AND FUTUNA ISLANDS	155	951	513.6	225	1,211	438.2
AMERICAN SAMOA	629	0	-100.0	707	0	-100.0
COOK ISLANDS	89	28,123	31,498.9	297	5,410	1,721.6
FIJI	5,918	7,435	25.6	17,737	22,912	29.2
MARSHALL ISLANDS	0	16	-	0	41	-
SAMOA	133	0	-100.0	64	0	-100.0
TONGA	2,355	0	-100.0	1,835	0	-100.0
ISLAND	1	0	-100.0	1	0	-100.0
EAST TIMOR	67	287	328.4	112	178	58.9
UNITED STATES	955,701	1,536,329	60.8	3,160,375	6,199,849	96.2
CANADA	91,918	119,988	30.5	228,065	449,248	97.0
MEXICO	28,033	6,819	-75.7	77,275	23,520	-69.6
GUATEMALA	267	0	-100.0	371	0	-100.0
HONDURAS	51	0	-100.0	73	0	-100.0
NICARAGUA	0	401	-	0	174	-
PANAMA	9,956	1,532	-84.6	26,141	4,323	-83.5
SURINAME	0	623	-	0	2,942	-
CHILE	6,860	8,533	24.4	18,077	31,659	75.1
VENEZUELA	3,870	379	-90.2	6,088	489	-92.0
ARGENTINA	14,382	28,286	96.7	20,577	78,436	281.2

TABEL 5. PERKEMBANGAN EKSPOR INDONESIA MENURUT KOMODITI DAN NEGARA TUJUAN

JENIS BARANG	BERAT BERSIH (KG)		PERUB	NILAI FOB (US \$)		PERUB
	JAN-APR 2005	JAN-APR 2006	%	JAN-APR 2005	JAN-APR 2006	%
(1)	(2)	(3)	(4)	(5)	(6)	(7)
BRAZIL	45,214	17,480	-61.3	58,621	47,029	-19.8
COLOMBIA	5,717	6,879	20.3	8,160	8,964	9.9
URUGUAY	40	0	-100.0	71	0	-100.0
PERU	102	350	243.1	679	2,208	225.2
TRINIDAD AND TOBAGO	7	0	-100.0	10	0	-100.0
BAHAMAS	0	608	-	0	422	-
JAMAICA	9,103	3,947	-56.6	37,683	6,731	-82.1
PUERTO RICO	3,659	3,088	-15.6	11,255	7,727	-31.4
BELIZE	0	450	-	0	2,142	-
DOMINICAN REPUBLIC	21,253	20,066	-5.6	29,657	40,053	35.1
EL SALVADOR	0	16	-	0	61	-
COSTA RICA	7,666	3,787	-50.6	16,902	3,592	-78.8
HAITI	0	1,048	-	0	711	-
BARBADOS	0	832	-	0	1,127	-
ANTIGUA AND BARBUDA	1,253	2,742	118.8	1,256	1,235	-1.7
BERMUDA	23	116	404.4	181	813	349.2
FRENCH GUIANA	1,040	1,287	23.8	1,432	5,774	303.2
FRENCH POLYNESIA	14,085	15,779	12.0	31,218	38,388	23.0
MARTINIQUE	6,314	6,225	-1.4	9,833	12,606	28.2
NETHERLANDS ANTILLES	163	379	132.5	2,623	4,026	53.5
TURKS AND CAICOS ISLANDS	201	1,137	465.7	226	336	48.7
GUADELOUPE	1,538	3,813	147.9	3,007	9,589	218.9
SAINT KITTS AND NEVIS	0	18	-	0	26	-
UNITED KINGDOM	176,056	200,705	14.0	583,728	792,652	35.8
NETHERLANDS	187,934	359,017	91.0	411,961	514,376	24.9
FRANCE	301,496	311,641	3.4	665,216	813,940	22.4
GERMANY, FED. REP. OF	241,144	143,774	-40.4	513,549	333,543	-35.1
AUSTRIA	15,398	6,690	-56.6	32,838	29,788	-9.3
BELGIUM	73,993	108,024	46.0	185,134	236,265	27.6
SWITZERLAND	12,373	12,952	4.7	68,408	39,982	-41.6
DENMARK	15,916	22,627	42.2	62,230	64,058	2.9
NORWAY	2,134	1,807	-15.3	5,934	5,275	-11.1
SWEDEN	14,800	14,014	-5.3	23,472	51,229	118.3
FINLAND	10,040	13,283	32.3	22,346	25,542	14.3
IRELAND	13,019	6,956	-46.6	55,218	19,172	-65.3
ITALY	276,538	404,799	46.4	578,846	872,267	50.7
SPAIN	265,802	262,544	-1.2	682,615	596,514	-12.6
PORTUGAL	12,096	9,850	-18.6	33,171	37,116	11.9
GREECE	66,416	68,704	3.4	146,204	105,389	-27.9
HUNGARY	15,774	15,700	-0.5	31,105	17,449	-43.9
POLAND	17,358	18,673	7.6	22,866	28,954	26.6
ROMANIA	2,079	0	-100.0	2,366	0	-100.0
BULGARIA	5,018	12,359	146.3	13,851	19,510	40.9
YUGOSLAVIA	3,249	4,850	49.3	5,057	10,073	99.2
UKRAINE	0	19,438	-	0	31,857	-
UZBEKISTAN	1	0	-100.0	3	0	-100.0
LITHUANIA	0	17	-	0	59	-
ESTONIA	463	0	-100.0	815	0	-100.0
GEORGIA	0	24	-	0	119	-
CROATIA	4,568	4,520	-1.1	27,323	11,964	-56.2
MALTA	5,630	14,360	155.1	17,288	61,530	255.9
SLOVAKIA	1,683	280	-83.4	617	603	-2.3
SLOVENIA	311	10,068	3,137.3	457	10,170	2,125.4
CZECH REPUBLIC	10,843	19,154	76.7	7,350	9,353	27.3
RUSSIA FEDERATION	12,875	15,637	21.5	30,920	32,117	3.9
<b>-DARI ROTAN</b>	<b>46,822,941</b>	<b>44,062,138</b>	<b>-5.9</b>	<b>127,068,989</b>	<b>120,963,615</b>	<b>-4.8</b>
JAPAN	7,070,833	5,271,001	-25.5	18,727,832	15,095,027	-19.4
HONG KONG	377,190	65,051	-82.8	314,872	100,822	-68.0
KOREA, REPUBLIC OF	363,113	349,187	-3.8	558,305	500,699	-10.3

TABEL 5. PERKEMBANGAN EKSPOR INDONESIA MENURUT KOMODITI DAN NEGARA TUJUAN

JENIS BARANG	BERAT BERSIH (KG)		PERUB	NILAI FOB (US \$)		PERUB
	JAN-APR 2005	JAN-APR 2006	%	JAN-APR 2005	JAN-APR 2006	%
(1)	(2)	(3)	(4)	(5)	(6)	(7)
TAIWAN	516,926	413,005	-20.1	726,734	728,499	0.2
CHINA	204,045	400,605	96.3	567,188	292,234	-48.5
MONGOLIA	1,800	0	-100.0	6,180	0	-100.0
PAPUA NEW GUINEA	2,990	67	-97.8	10,207	192	-98.1
THAILAND	15,643	81,472	420.8	82,736	386,181	366.8
SINGAPORE	174,734	405,210	131.9	969,950	2,173,233	124.1
PHILIPPINES	6,419	6,459	0.6	16,729	22,492	34.5
MALAYSIA	728,431	757,789	4.0	1,473,099	1,795,584	21.9
BRUNEI DARUSSALAM	5,261	4,332	-17.7	2,238	13,004	481.1
VIET NAM	340	9,806	2,784.1	2,867	69,534	2,325.3
MALDIVES	7,469	51,954	595.6	25,300	39,363	55.6
INDIA	66,690	40,417	-39.4	111,842	111,063	-0.7
PAKISTAN	0	10,341	-	0	16,050	-
SRI LANKA	18,252	2,498	-86.3	49,201	5,175	-89.5
IRAN (ISLAMIC REPUBLIC OF)	5,467	113,302	1,972.5	15,836	289,858	1,730.4
SAUDI ARABIA	126,464	88,984	-29.6	428,849	154,818	-63.9
KUWAIT	233,294	172,913	-25.9	481,340	203,484	-57.7
JORDAN	16,453	26,479	60.9	38,801	47,810	23.2
LEBANON	92,876	136,690	47.2	217,711	410,088	88.4
YEMEN	877	0	-100.0	2,180	0	-100.0
OMAN	48,084	20,509	-57.4	94,685	57,182	-39.6
TURKEY	394,000	487,914	23.8	1,157,762	1,396,468	20.6
UNITED ARAB EMIRATES	298,226	103,753	-65.2	667,091	284,442	-57.4
QATAR	23,700	16,681	-29.6	89,644	41,541	-53.7
BAHRAIN	48,782	11,498	-76.4	113,069	16,801	-85.1
CYPRUS	83,766	177,623	112.1	272,324	660,497	142.5
EGYPT	145,674	146,508	0.6	316,882	262,670	-17.1
MOROCCO	49,044	68,125	38.9	107,711	144,199	33.9
TUNISIA	10,855	38,001	250.1	34,021	134,984	296.8
ALGERIA	3,016	0	-100.0	6,760	0	-100.0
SUDAN	72,326	9,910	-86.3	77,965	9,580	-87.7
NAMIBIA	5,139	1,063	-79.3	16,062	5,822	-63.8
TANZANIA, UNITED REPUBLIC OF	26,405	7,138	-73.0	34,534	5,908	-82.9
KENYA	18,019	19,992	11.0	15,217	16,168	6.3
REUNION	108,286	66,743	-38.4	247,968	128,218	-48.3
MOZAMBIQUE	3,306	2,726	-17.5	2,208	3,609	63.5
EQUATORIAL GUINEA	0	2,124	-	0	1,665	-
GHANA	0	28	-	0	143	-
CONGO	0	23,376	-	0	19,668	-
CAMEROON	0	4,422	-	0	10,265	-
GABON	71	7,000	9,759.2	65	15,303	23,443.1
COTE D'IVOIRE	623	473	-24.1	4,874	435	-91.1
SENEGAL	21,900	4,644	-78.8	17,056	3,653	-78.6
SEYCHELLES	2,840	10,500	269.7	13,245	14,695	11.0
DJIBOUTI	3,526	0	-100.0	3,444	0	-100.0
SOUTH AFRICA	385,968	397,749	3.1	974,802	936,274	-4.0
MAURITIUS	18,849	4,800	-74.5	42,897	3,953	-90.8
AUSTRALIA	1,304,572	1,018,837	-21.9	3,561,923	1,947,816	-45.3
NEW ZEALAND	88,068	58,857	-33.2	245,980	191,911	-22.0
GUAM	0	10,093	-	0	72,054	-
NEW CALEDONIA	16,965	4,787	-71.8	24,639	8,610	-65.1
NORTHERN MARIANA ISLANDS	8,637	0	-100.0	73,966	0	-100.0
VANUATU	0	7,634	-	0	16,152	-
BRITISH INDIAN OCEAN TERRITORY	0	6,384	-	0	13,102	-
COOK ISLANDS	4,437	0	-100.0	4,795	0	-100.0
FIJI	19,362	31,387	62.1	33,778	100,051	196.2
SAMOA	10,572	0	-100.0	59,091	0	-100.0
EAST TIMOR	2,933	0	-100.0	1,843	0	-100.0
UNITED STATES	6,789,622	4,909,796	-27.7	19,925,166	15,195,766	-23.7

TABEL 5. PERKEMBANGAN EKSPOR INDONESIA MENURUT KOMODITI DAN NEGARA TUJUAN

JENIS BARANG	BERAT BERSIH (KG)		PERUB	NILAI FOB (US \$)		PERUB
	JAN-APR 2005	JAN-APR 2006	%	JAN-APR 2005	JAN-APR 2006	%
(1)	(2)	(3)	(4)	(5)	(6)	(7)
CANADA	440,841	322,907	-26.8	1,221,907	1,171,732	-4.1
MEXICO	172,849	194,441	12.5	344,926	395,455	14.7
GUATEMALA	1,755	7,314	316.8	7,230	24,946	245.0
HONDURAS	0	6,294	-	0	29,650	-
NICARAGUA	2,281	4,850	112.6	8,964	12,916	44.1
PANAMA	19,248	58,053	201.6	37,544	85,901	128.8
CUBA	10,996	16,864	53.4	15,205	26,640	75.2
SURINAME	20,157	2,800	-86.1	21,030	1	-100.0
CHILE	5,612	13,535	141.2	22,181	52,336	136.0
VENEZUELA	17,362	28,304	63.0	37,487	89,657	139.2
ARGENTINA	27,449	37,261	35.8	77,512	84,962	9.6
BRAZIL	17,394	89,163	412.6	36,285	206,871	470.1
COLOMBIA	10,380	19,752	90.3	8,071	54,473	574.9
BOLIVIA	0	4,368	-	0	19,012	-
PARAGUAY	1,826	0	-100.0	2,600	0	-100.0
ECUADOR	0	6,186	-	0	15,044	-
PERU	5,390	3,899	-27.7	11,235	8,817	-21.5
GUYANA	5,203	0	-100.0	9,504	0	-100.0
TRINIDAD AND TOBAGO	6,803	0	-100.0	19,320	0	-100.0
BAHAMAS	6,089	11,771	93.3	12,084	22,128	83.1
JAMAICA	0	3,000	-	0	2,430	-
PUERTO RICO	134,130	52,378	-61.0	252,548	115,480	-54.3
BELIZE	0	2,498	-	0	8,260	-
DOMINICAN REPUBLIC	75,884	57,143	-24.7	133,777	136,698	2.2
EL SALVADOR	0	11,778	-	0	33,223	-
COSTA RICA	9,510	11,919	25.3	6,614	29,245	342.2
HAITI	2,330	0	-100.0	9,605	0	-100.0
BARBADOS	3,721	18,264	390.8	1,790	38,278	2,038.4
ARUBA	0	7,135	-	0	15,838	-
BERMUDA	1,382	0	-100.0	7,605	0	-100.0
DOMINICA	57,260	0	-100.0	168,982	0	-100.0
FRENCH GUIANA	16,870	10,380	-38.5	52,374	23,419	-55.3
FRENCH POLYNESIA	28,318	34,761	22.8	51,855	73,109	41.0
GRENADA	0	3,099	-	0	9,286	-
MARTINIQUE	76,329	44,360	-41.9	185,263	79,557	-57.1
NETHERLANDS ANTILLES	21,591	29,532	36.8	47,176	39,464	-16.4
NORFOLK ISLANDS	3,840	0	-100.0	6,930	0	-100.0
SAINT LUCIA	3,498	0	-100.0	10,515	0	-100.0
TURKS AND CAICOS ISLANDS	948	0	-100.0	2,391	0	-100.0
GUADELOUPE	145,861	114,715	-21.4	318,972	185,829	-41.7
UNITED KINGDOM	2,699,062	2,900,324	7.5	8,350,324	10,660,355	27.7
NETHERLANDS	3,022,699	2,848,114	-5.8	9,234,909	8,288,221	-10.3
FRANCE	1,360,194	1,882,529	38.4	3,868,859	4,494,262	16.2
GERMANY, FED. REP. OF	5,998,778	5,887,598	-1.9	16,235,533	15,896,135	-2.1
AUSTRIA	156,687	150,427	-4.0	700,819	320,407	-54.3
BELGIUM	1,461,031	1,581,599	8.3	4,618,388	5,192,761	12.4
SWITZERLAND	75,756	159,442	110.5	350,274	312,972	-10.7
DENMARK	603,000	396,223	-34.3	1,628,692	1,065,117	-34.6
NORWAY	260,335	182,006	-30.1	699,849	529,696	-24.3
SWEDEN	435,591	541,279	24.3	1,661,155	1,543,519	-7.1
FINLAND	651,517	556,167	-14.6	1,797,592	1,256,075	-30.1
IRELAND	215,086	73,305	-65.9	352,437	134,019	-62.0
ITALY	3,542,346	3,659,783	3.3	8,817,377	8,825,561	0.1
SPAIN	2,166,983	2,564,431	18.3	5,457,804	6,559,177	20.2
PORTUGAL	199,880	272,085	36.1	501,968	542,142	8.0
ICELAND	10,789	6,712	-37.8	12,062	17,094	41.7
GREECE	1,305,639	1,300,885	-0.4	3,536,562	3,209,792	-9.2
CZECHOSLOVAKIA	43,640	0	-100.0	38,500	0	-100.0
HUNGARY	97,036	125,785	29.6	215,982	339,793	57.3

TABEL 5. PERKEMBANGAN EKSPOR INDONESIA MENURUT KOMODITI DAN NEGARA TUJUAN

JENIS BARANG	BERAT BERSIH (KG)		PERUB	NILAI FOB (US \$)		PERUB
	JAN-APR 2005	JAN-APR 2006	%	JAN-APR 2005	JAN-APR 2006	%
(1)	(2)	(3)	(4)	(5)	(6)	(7)
POLAND	278,456	446,403	60.3	868,252	1,253,404	44.4
ROMANIA	117,348	157,483	34.2	210,964	377,936	79.2
BULGARIA	97,377	29,163	-70.1	120,439	66,408	-44.9
YUGOSLAVIA	22,648	23,187	2.4	43,592	20,244	-53.6
ARMENIA	3,300	0	-100.0	7,122	0	-100.0
AZERBAIJAN	0	3,300	-	0	10,876	-
BELARUS	3,112	6,188	98.8	8,255	13,869	68.0
KAZAKHSTAN	12,149	19,591	61.3	35,140	69,334	97.3
KYRGYZSTAN	0	3,879	-	0	2,946	-
MOLDOVA, REPUBLIC OF	0	4,139	-	0	7,396	-
UKRAINE	34,693	110,638	218.9	115,118	334,322	190.4
LITHUANIA	3,300	15,066	356.6	6,462	48,730	654.1
LATVIA	18,991	44,891	136.4	47,734	136,827	186.6
ESTONIA	13,333	25,524	91.4	33,907	49,767	46.8
GEORGIA	3,164	3,896	23.1	5,800	12,986	123.9
CROATIA	121,911	81,167	-33.4	237,717	186,776	-21.4
BOSNIA AND HERZEGOVINA	0	3,340	-	0	12,228	-
MALTA	5,181	0	-100.0	19,469	0	-100.0
SLOVAKIA	18,038	22,538	25.0	36,244	152,297	320.2
SLOVENIA	115,354	165,922	43.8	277,368	339,109	22.3
CZECH REPUBLIC	72,455	168,089	132.0	122,580	321,279	162.1
RUSSIA FEDERATION	169,835	321,679	89.4	572,794	1,094,311	91.1
<b>-DARI BAHAN LAINNYA</b>	<b>271,835,634</b>	<b>260,174,102</b>	<b>-4.3</b>	<b>568,653,613</b>	<b>539,111,136</b>	<b>-5.2</b>
JAPAN	27,704,328	28,334,285	2.3	45,220,077	46,957,366	3.8
HONG KONG	684,369	690,747	0.9	1,085,689	843,327	-22.3
REPUBLIC	0	7,284	-	0	10,432	-
KOREA, REPUBLIC OF	4,010,287	4,191,539	4.5	5,763,405	7,245,134	25.7
TAIWAN	3,032,631	2,693,265	-11.2	4,130,183	4,413,021	6.9
CHINA	3,571,644	4,314,380	20.8	3,253,326	3,325,047	2.2
MACAU	5,912	0	-100.0	13,528	0	-100.0
PAPUA NEW GUINEA	979	1,717	75.4	1,021	3,228	216.2
THAILAND	310,841	413,107	32.9	529,733	539,268	1.8
SINGAPORE	3,790,043	5,778,932	52.5	6,532,501	6,075,306	-7.0
PHILIPPINES	920,762	633,623	-31.2	435,309	343,692	-21.1
MALAYSIA	5,830,467	5,935,526	1.8	6,185,389	6,002,859	-3.0
MYANMAR (FORM. BURMA)	10,628	8,628	-18.8	12,622	9,920	-21.4
CAMBODIA	7,199	6,286	-12.7	4,301	4,165	-3.2
BRUNEI DARUSSALAM	123,779	52,162	-57.9	135,369	49,607	-63.4
NEPAL	5,500	0	-100.0	6,469	0	-100.0
VIET NAM	96,504	58,102	-39.8	380,704	149,328	-60.8
MALDIVES	670,219	806,071	20.3	1,012,289	780,724	-22.9
INDIA	430,232	878,602	104.2	584,250	945,587	61.9
PAKISTAN	49	25,485	51,910.2	183	35,888	19,510.9
BANGLADESH	66,338	37,101	-44.1	42,766	24,095	-43.7
SRI LANKA	328,982	276,130	-16.1	379,079	434,906	14.7
AFGHANISTAN	145,474	235,177	61.7	115,123	169,738	47.4
IRAQ	0	132,093	-	0	98,324	-
IRAN (ISLAMIC REPUBLIC OF)	277,492	175,260	-36.8	233,046	255,802	9.8
SAUDI ARABIA	1,080,621	1,699,840	57.3	985,225	1,284,630	30.4
KUWAIT	1,550,776	1,009,903	-34.9	1,455,086	987,426	-32.1
JORDAN	401,564	202,922	-49.5	439,000	305,047	-30.5
LEBANON	359,610	269,135	-25.2	435,376	403,013	-7.4
YEMEN	129,881	167,365	28.9	125,176	171,714	37.2
OMAN	356,258	272,914	-23.4	269,616	192,032	-28.8
SYRIA ARAB REPUBLIC	0	170	-	0	878	-
TURKEY	1,536,099	1,404,156	-8.6	3,506,126	3,298,173	-5.9
UNITED ARAB EMIRATES	11,986,053	10,108,073	-15.7	9,620,689	7,624,552	-20.8
QATAR	94,113	107,721	14.5	145,783	335,738	130.3
BAHRAIN	190,830	335,710	75.9	217,479	383,491	76.3

TABEL 5. PERKEMBANGAN EKSPOR INDONESIA MENURUT KOMODITI DAN NEGARA TUJUAN

JENIS BARANG	BERAT BERSIH (KG)		PERUB	NILAI FOB (US \$)		PERUB
	JAN-APR 2005	JAN-APR 2006	%	JAN-APR 2005	JAN-APR 2006	%
(1)	(2)	(3)	(4)	(5)	(6)	(7)
CYPRUS	236,995	336,151	41.8	556,720	646,001	16.0
EGYPT	248,569	274,562	10.5	316,282	324,860	2.7
LIBYAN ARAB JAMAHIRIYA	105,519	196,396	86.1	74,456	165,712	122.6
MOROCCO	726,942	580,818	-20.1	533,019	457,146	-14.2
TUNISIA	71,289	34,771	-51.2	112,070	156,574	39.7
ALGERIA	49,834	13,580	-72.8	66,615	20,510	-69.2
SUDAN	467,872	649,978	38.9	432,879	547,768	26.5
NAMIBIA	803	12,409	1,445.3	2,843	9,382	230.0
ETHIOPIA	26,893	21,357	-20.6	23,265	22,273	-4.3
TANZANIA, UNITED REPUBLIC OF	152,931	234,188	53.1	137,649	226,969	64.9
MADAGASCAR	19,036	15,900	-16.5	26,608	14,012	-47.3
KENYA	178,185	73,009	-59.0	133,229	48,104	-63.9
REUNION	639,986	605,813	-5.3	1,072,763	976,187	-9.0
MOZAMBIQUE	1,401	23,956	1,609.9	1,200	45,830	3,719.2
BOTSWANA	0	47,204	-	0	51,531	-
EQUATORIAL GUINEA	9,027	12,395	37.3	6,041	12,302	103.6
TOGO	0	3,499	-	0	6,950	-
GHANA	49,287	23,557	-52.2	49,609	24,159	-51.3
GUINEA	2,354	3,985	69.3	2,038	26,190	1,185.1
ANGOLA	5,033	101,427	1,915.2	5,625	70,628	1,155.6
CONGO	3,795	72,705	1,815.8	1,941	83,297	4,191.5
CAMEROON	24,319	14,685	-39.6	21,973	36,909	68.0
NIGERIA	83,539	54,107	-35.2	60,430	69,504	15.0
SIERRA LEONE	0	8,197	-	0	7,945	-
GABON	18,776	51,000	171.6	28,795	59,771	107.6
COTE D'IVOIRE	5,378	887	-83.5	4,135	818	-80.2
SENEGAL	19,579	1,288	-93.4	14,741	3,464	-76.5
MAURITANIA	7,828	0	-100.0	11,771	0	-100.0
BENIN	66,537	102,399	53.9	77,390	117,994	52.5
U.S. VIRGIN ISLANDS	38,098	48,687	27.8	56,631	151,776	168.0
SEYCHELLES	75,572	21,071	-72.1	188,255	34,194	-81.8
UGANDA	20,842	21,206	1.8	15,518	17,707	14.1
DJIBOUTI	56,561	347,980	515.2	21,412	245,780	1,047.9
SOUTH AFRICA	1,449,208	1,366,258	-5.7	1,981,632	1,918,370	-3.2
ZAMBIA	0	69,937	-	0	42,851	-
MAURITIUS	223,651	142,000	-36.5	256,746	188,482	-26.6
RWANDA	45,493	73,000	60.5	41,600	75,899	82.5
VIRGIN ISLANDS (BRITISH)	27,846	0	-100.0	45,036	0	-100.0
AUSTRALIA	9,660,945	9,687,491	0.3	14,810,097	14,958,193	1.0
NEW ZEALAND	884,493	961,347	8.7	1,365,723	1,482,656	8.6
MICRONESIA, FEDERATED STATES OF	17,530	0	-100.0	37,701	0	-100.0
GUAM	39,711	71,524	80.1	78,405	245,197	212.7
PALAU	34,028	0	-100.0	99,034	0	-100.0
NEW CALEDONIA	257,466	289,860	12.6	392,446	522,688	33.2
NORTHERN MARIANA ISLANDS	36,119	443	-98.8	108,103	792	-99.3
SAINT VINCENT AND THE GRENADINES	38,172	10,688	-72.0	33,389	22,801	-31.7
VANUATU	1,188	13,700	1,053.2	2,282	9,804	329.6
WALLIS AND FUTUNA ISLANDS	3,022	9,950	229.3	4,362	8,451	93.7
AMERICAN SAMOA	83,135	0	-100.0	328,358	0	-100.0
COOK ISLANDS	10,616	15,202	43.2	15,064	26,061	73.0
FIJI	134,648	111,082	-17.5	275,849	292,125	5.9
MARSHALL ISLANDS	5,300	2,059	-61.2	16,985	2,440	-85.6
SAMOA	6,249	0	-100.0	3,957	0	-100.0
TONGA	1,709	0	-100.0	1,730	0	-100.0
ISLAND	19	0	-100.0	39	0	-100.0
EAST TIMOR	267	58,049	21,641.2	294	117,169	39,753.4
UNITED STATES	68,930,807	67,062,397	-2.7	187,325,342	185,708,615	-0.9
CANADA	4,403,437	4,199,388	-4.6	10,564,148	9,771,817	-7.5
MEXICO	398,012	438,725	10.2	667,611	976,032	46.2

TABEL 5. PERKEMBANGAN EKSPOR INDONESIA MENURUT KOMODITI DAN NEGARA TUJUAN

JENIS BARANG	BERAT BERSIH (KG)		PERUB	NILAI FOB (US \$)		PERUB
	JAN-APR 2005	JAN-APR 2006	%	JAN-APR 2005	JAN-APR 2006	%
(1)	(2)	(3)	(4)	(5)	(6)	(7)
GUATEMALA	12,882	36,894	186.4	19,593	63,980	226.6
HONDURAS	2,685	8,493	216.3	3,686	2,265	-38.6
NICARAGUA	0	5,820	-	0	2,514	-
PANAMA	180,331	104,822	-41.9	307,370	284,902	-7.3
CUBA	178	231	29.8	297	204	-31.3
SURINAME	11,647	20,232	73.7	14,326	28,599	99.6
CHILE	55,349	66,876	20.8	86,785	100,271	15.5
VENEZUELA	23,315	37,499	60.8	62,475	67,493	8.0
ARGENTINA	132,178	99,813	-24.5	196,425	186,236	-5.2
BRAZIL	133,000	94,654	-28.8	422,760	157,139	-62.8
COLOMBIA	46,899	54,284	15.8	80,796	69,111	-14.5
BOLIVIA	28,817	6,800	-76.4	40,084	13,108	-67.3
URUGUAY	8,207	10,305	25.6	13,342	16,994	27.4
PARAGUAY	4,650	2,268	-51.2	5,028	1,691	-66.4
ECUADOR	0	4,228	-	0	1,280	-
PERU	19,055	3,397	-82.2	22,599	6,054	-73.2
GUYANA	13,576	0	-100.0	11,876	0	-100.0
TRINIDAD AND TOBAGO	17,936	9,181	-48.8	31,302	12,505	-60.1
BAHAMAS	30,510	66,785	118.9	74,563	112,579	51.0
JAMAICA	74,939	66,389	-11.4	135,327	71,450	-47.2
PUERTO RICO	385,714	272,878	-29.3	1,007,066	672,734	-33.2
BELIZE	14,612	317	-97.8	24,686	1,533	-93.8
DOMINICAN REPUBLIC	235,223	269,220	14.5	357,662	476,023	33.1
EL SALVADOR	20,517	10,883	-47.0	12,066	32,260	167.4
COSTA RICA	88,870	62,024	-30.2	137,582	70,517	-48.8
HAITI	0	4,721	-	0	3,201	-
BARBADOS	36,316	36,268	-0.1	74,534	56,186	-24.6
ANTIGUA AND BARBUDA	11,647	23,229	99.4	52,058	36,007	-30.8
ANGUILLA	11,416	0	-100.0	45,875	0	-100.0
ARUBA	45,428	33,566	-26.1	123,293	62,430	-49.4
BERMUDA	3,187	12,053	278.2	12,427	66,313	433.6
CAPE VERDE	10,188	0	-100.0	8,140	0	-100.0
CAYMAN ISLANDS	164,931	23,244	-85.9	97,695	38,627	-60.5
DOMINICA	38,561	0	-100.0	67,203	0	-100.0
FALKLAND ISLANDS (MALVINAS)	0	8,048	-	0	26,330	-
FRENCH GUIANA	54,864	39,465	-28.1	87,716	78,604	-10.4
FRENCH POLYNESIA	375,706	374,132	-0.4	528,548	537,710	1.7
MARTINIQUE	149,030	109,498	-26.5	229,850	152,381	-33.7
NETHERLANDS ANTILLES	100,244	130,567	30.3	151,117	267,985	77.3
NORFOLK ISLANDS	0	14,435	-	0	20,018	-
SAINT LUCIA	24,166	12,328	-49.0	104,538	34,322	-67.2
SAN MARINO	0	3,744	-	0	16,576	-
TURKS AND CAICOS ISLANDS	13,494	11,789	-12.6	35,889	10,116	-71.8
GUADELOUPE	214,000	194,786	-9.0	308,174	287,962	-6.6
SAINT KITTS AND NEVIS	3,432	2,032	-40.8	4,555	2,880	-36.8
UNITED KINGDOM	21,521,446	17,042,011	-20.8	44,146,240	31,810,979	-27.9
NETHERLANDS	17,034,826	15,923,611	-6.5	39,248,631	35,205,355	-10.3
FRANCE	15,981,788	14,282,793	-10.6	36,483,905	33,841,245	-7.2
GERMANY, FED. REP. OF	10,270,184	10,311,304	0.4	25,495,638	24,419,682	-4.2
AUSTRIA	235,095	249,017	5.9	642,534	685,979	6.8
BELGIUM	10,325,206	8,591,169	-16.8	28,851,000	23,815,920	-17.5
SWITZERLAND	220,762	294,084	33.2	821,862	986,700	20.1
LUXEMBOURG	13,760	14,740	7.1	18,325	88,534	383.1
DENMARK	4,060,847	3,041,379	-25.1	10,803,279	9,187,836	-15.0
NORWAY	451,379	382,843	-15.2	1,484,895	1,026,009	-30.9
SWEDEN	2,919,900	2,353,170	-19.4	6,286,933	5,830,923	-7.3
FINLAND	695,672	840,118	20.8	1,322,459	1,744,250	31.9
IRELAND	1,441,061	1,737,485	20.6	3,058,525	3,827,682	25.2
ITALY	8,614,062	8,676,776	0.7	17,649,140	18,527,604	5.0



TABEL 5. PERKEMBANGAN EKSPOR INDONESIA MENURUT KOMODITI DAN NEGARA TUJUAN

JENIS BARANG	BERAT BERSIH (KG)		PERUB	NILAI FOB (US \$)		PERUB
	JAN-APR 2005	JAN-APR 2006	%	JAN-APR 2005	JAN-APR 2006	%
(1)	(2)	(3)	(4)	(5)	(6)	(7)
SPAIN	11,808,343	10,241,360	-13.3	23,722,731	21,406,981	-9.8
PORTUGAL	531,449	575,791	8.3	1,166,119	1,079,853	-7.4
ICELAND	49,091	21,298	-56.6	142,140	64,890	-54.4
GREECE	1,689,246	1,336,519	-20.9	3,869,959	2,946,646	-23.9
CZECHOSLOVAKIA	61,195	26,385	-56.9	51,918	35,929	-30.8
HUNGARY	133,464	220,134	64.9	264,927	280,656	5.9
POLAND	310,094	385,651	24.4	618,632	716,385	15.8
ROMANIA	27,147	55,504	104.5	84,478	68,315	-19.1
BULGARIA	5,020	19,243	283.3	21,107	25,208	19.4
YUGOSLAVIA	43,040	39,140	-9.1	63,421	115,508	82.1
ARMENIA	19,100	0	-100.0	19,090	0	-100.0
BELARUS	0	399	-	0	386	-
KAZAKHSTAN	2,700	0	-100.0	5,158	0	-100.0
UKRAINE	51,952	136,946	163.6	105,327	269,903	156.3
LITHUANIA	6,000	29,054	384.2	15,451	52,141	237.5
LATVIA	35,492	81,175	128.7	38,360	203,119	429.5
ESTONIA	60,864	99,961	64.2	60,388	194,276	221.7
GEORGIA	19,040	14,467	-24.0	15,624	22,838	46.2
CROATIA	118,818	383,079	222.4	284,052	640,988	125.7
MALTA	75,965	60,464	-20.4	141,471	134,885	-4.7
SLOVAKIA	21,808	26,566	21.8	16,659	17,641	5.9
SLOVENIA	149,921	206,993	38.1	373,433	381,039	2.0
CZECH REPUBLIC	92,165	157,527	70.9	280,552	293,394	4.6
RUSSIA FEDERATION	123,717	112,070	-9.4	212,188	256,219	20.8
<b>-AN ORGANIK</b>	<b>472,491,573</b>	<b>516,855,459</b>	<b>9.4</b>	<b>113,835,119</b>	<b>160,710,616</b>	<b>41.2</b>
JAPAN	42,246,581	97,461,926	130.7	10,314,843	33,051,676	220.4
HONG KONG	208,938	504,000	141.2	61,525	58,917	-4.2
REPUBLIC	0	15,024,261	-	0	4,845,624	-
KOREA, REPUBLIC OF	88,555,099	80,174,306	-9.5	20,606,072	21,392,294	3.8
TAIWAN	101,894,624	130,124,307	27.7	21,981,121	37,862,706	72.3
CHINA	30,734,232	13,548,952	-55.9	8,301,558	7,004,960	-15.6
PAPUA NEW GUINEA	159,600	39,650	-75.2	25,465	8,557	-66.4
THAILAND	37,824,152	44,996,714	19.0	8,964,082	15,080,694	68.2
SINGAPORE	12,790,738	16,186,090	26.6	4,686,462	5,539,651	18.2
PHILIPPINES	38,631,419	18,523,220	-52.1	9,481,691	4,744,825	-50.0
MALAYSIA	28,075,292	24,722,360	-11.9	7,616,020	8,249,611	8.3
MYANMAR (FORM. BURMA)	26,021	938,306	3,506.0	27,931	215,673	672.2
CAMBODIA	0	1,910	-	0	16,020	-
BRUNEI DARUSSALAM	528,000	3,046,000	476.9	68,725	379,580	452.3
VIET NAM	19,041,335	17,969,608	-5.6	5,644,410	6,691,971	18.6
MALDIVES	40,453	7,583	-81.3	4,872	1,125	-76.9
INDIA	34,081,679	17,938,029	-47.4	7,162,046	5,668,354	-20.9
PAKISTAN	1,160,986	615,774	-47.0	192,952	190,520	-1.3
BANGLADESH	3,526,015	6,201,102	75.9	624,284	793,542	27.1
SRI LANKA	1,456,550	1,356,699	-6.9	460,002	354,610	-22.9
SAUDI ARABIA	18,480	457,398	2,375.1	13,529	323,992	2,294.8
TURKEY	96,096	22,000	-77.1	59,937	7,172	-88.0
UNITED ARAB EMIRATES	7,422	12,062	62.5	18,705	21,481	14.8
SUDAN	42,900	64,350	50.0	7,722	11,197	45.0
TANZANIA, UNITED REPUBLIC OF	0	1,202	-	0	1,795	-
MADAGASCAR	0	25,000	-	0	2,250	-
KENYA	6,000	204,000	3,300.0	7,500	25,120	234.9
GUINEA	0	44,000	-	0	6,424	-
NIGERIA	126	17,000	13,392.1	1,073	38,868	3,522.4
SOUTH AFRICA	489,206	885,683	81.0	123,222	259,488	110.6
MAURITIUS	1,412,559	1,199,600	-15.1	181,169	123,910	-31.6
AUSTRALIA	25,309,699	17,411,042	-31.2	5,708,608	5,337,924	-6.5
NEW ZEALAND	160,516	435,817	171.5	92,450	316,515	242.4
FIJI	5,627	0	-100.0	621	0	-100.0

TABEL 5. PERKEMBANGAN EKSPOR INDONESIA MENURUT KOMODITI DAN NEGARA TUJUAN

JENIS BARANG	BERAT BERSIH (KG)		PERUB	NILAI FOB (US \$)		PERUB
	JAN-APR 2005	JAN-APR 2006	%	JAN-APR 2005	JAN-APR 2006	%
(1)	(2)	(3)	(4)	(5)	(6)	(7)
EAST TIMOR	18	224	1,144.4	14	18	28.6
UNITED STATES	1,230,736	4,392,591	256.9	377,105	1,179,793	212.9
UNITED KINGDOM	125,010	186,081	48.9	35,576	86,859	144.2
NETHERLANDS	86,024	22,200	-74.2	62,998	8,412	-86.7
FRANCE	519,000	261,055	-49.7	143,280	88,499	-38.2
GERMANY, FED. REP. OF	211,050	202,051	-4.3	64,418	68,442	6.3
BELGIUM	397,000	335,024	-15.6	109,950	111,356	1.3
DENMARK	60,000	80,003	33.3	18,480	28,619	54.9
SWEDEN	17,821	9,918	-44.4	40,266	20,537	-49.0
FINLAND	40,000	59,861	49.7	14,000	24,080	72.0
ITALY	508,000	734,500	44.6	140,410	237,153	68.9
SPAIN	201,004	168,000	-16.4	56,560	57,458	1.6
PORTUGAL	42,000	44,000	4.8	11,235	14,344	27.7
GREECE	21,000	0	-100.0	5,250	0	-100.0
HUNGARY	412	0	-100.0	1,980	0	-100.0
ROMANIA	0	200,000	-	0	158,000	-
RUSSIA FEDERATION	502,153	0	-100.0	315,000	0	-100.0
<b>-ORGANIK</b>	<b>825,553,169</b>	<b>664,673,951</b>	<b>-19.5</b>	<b>581,615,032</b>	<b>469,384,680</b>	<b>-19.3</b>
JAPAN	109,772,147	85,698,820	-21.9	41,869,536	41,856,421	0.0
HONG KONG	13,491,368	3,945,779	-70.8	15,318,665	8,954,444	-41.6
KOREA, REPUBLIC OF	42,491,331	38,212,625	-10.1	25,491,875	23,243,205	-8.8
TAIWAN	42,208,154	11,713,495	-72.3	19,164,578	9,002,308	-53.0
CHINA	280,843,890	190,394,833	-32.2	222,001,309	144,044,145	-35.1
THAILAND	62,978,135	49,241,343	-21.8	44,081,485	23,069,817	-47.7
SINGAPORE	12,658,616	9,987,302	-21.1	8,728,787	10,566,180	21.1
PHILIPPINES	14,963,335	9,875,163	-34.0	8,513,453	5,819,850	-31.6
MALAYSIA	104,730,262	114,249,877	9.1	57,140,512	47,810,390	-16.3
MYANMAR (FORM. BURMA)	435,245	391,162	-10.1	476,607	238,561	-50.0
CAMBODIA	1,573,280	583,051	-62.9	1,423,274	694,900	-51.2
BRUNEI DARUSSALAM	19,358	17,928	-7.4	18,573	19,731	6.2
NEPAL	66,000	163,761	148.1	60,060	162,148	170.0
VIET NAM	16,768,417	9,908,051	-40.9	11,719,587	6,687,698	-42.9
INDIA	22,106,649	27,110,550	22.6	13,998,765	20,785,271	48.5
PAKISTAN	6,977,127	2,348,468	-66.3	8,279,929	2,812,874	-66.0
BANGLADESH	500,774	840,743	67.9	483,458	648,830	34.2
SRI LANKA	201,234	184,515	-8.3	176,211	239,553	36.0
AFGHANISTAN	0	50,746	-	0	191,877	-
IRAN (ISLAMIC REPUBLIC OF)	893,200	1,087,749	21.8	911,781	1,044,032	14.5
SAUDI ARABIA	542,437	460,196	-15.2	825,692	678,292	-17.9
KUWAIT	65,783	12,204	-81.5	100,464	62,934	-37.4
JORDAN	174,438	408,929	134.4	222,561	331,255	48.8
YEMEN	0	9,949	-	0	24,198	-
SYRIA ARAB REPUBLIC	83,080	0	-100.0	146,484	0	-100.0
TURKEY	679,356	877,612	29.2	737,958	832,421	12.8
UNITED ARAB EMIRATES	362,698	925,928	155.3	441,808	862,472	95.2
QATAR	283	1,326	368.6	2,550	5,502	115.8
EGYPT	1,122,804	1,228,181	9.4	1,010,834	867,102	-14.2
MOROCCO	260,180	286,400	10.1	554,229	234,262	-57.7
TUNISIA	0	20,000	-	0	12,900	-
ALGERIA	0	37,500	-	0	65,428	-
SUDAN	21,600	1,917	-91.1	7,672	19,800	158.1
ERITREA	1,037	0	-100.0	2,750	0	-100.0
ETHIOPIA	17,000	3,230	-81.0	31,450	52,173	65.9
TANZANIA, UNITED REPUBLIC OF	106,400	20,000	-81.2	45,201	12,358	-72.7
MADAGASCAR	51,209	80,024	56.3	41,003	104,127	154.0
KENYA	101,760	89,160	-12.4	147,073	90,945	-38.2
MOZAMBIQUE	40,000	40,000	0.0	32,600	26,000	-20.3
TOGO	174,361	0	-100.0	177,734	0	-100.0
GHANA	558,586	238,080	-57.4	463,283	219,703	-52.6

TABEL 5. PERKEMBANGAN EKSPOR INDONESIA MENURUT KOMODITI DAN NEGARA TUJUAN

JENIS BARANG	BERAT BERSIH (KG)		PERUB	NILAI FOB (US \$)		PERUB
	JAN-APR 2005	JAN-APR 2006	%	JAN-APR 2005	JAN-APR 2006	%
(1)	(2)	(3)	(4)	(5)	(6)	(7)
CAMEROON	0	21,600	-	0	7,236	-
NIGERIA	3,308,410	2,990,263	-9.6	1,746,342	2,001,560	14.6
SIERRA LEONE	88,530	229,156	158.9	84,988	248,137	192.0
COTE D'IVOIRE	191,200	172,800	-9.6	93,732	65,539	-30.1
SENEGAL	21,600	0	-100.0	7,070	0	-100.0
MALI	19,976	0	-100.0	21,773	0	-100.0
GAMBIA	14,940	0	-100.0	26,892	0	-100.0
SEYCHELLES	30	0	-100.0	350	0	-100.0
DJIBOUTI	40,000	20,000	-50.0	30,000	13,200	-56.0
SAINT HELENA	0	63,000	-	0	52,486	-
SOUTH AFRICA	872,713	1,308,425	49.9	1,196,786	1,368,963	14.4
MALAWI	60,000	100,000	66.7	45,844	63,400	38.3
MAURITIUS	89,429	34,150	-61.8	76,789	40,349	-47.5
AUSTRALIA	10,467,096	7,788,960	-25.6	9,243,171	7,651,602	-17.2
NEW ZEALAND	1,248,361	778,243	-37.7	1,323,437	783,998	-40.8
FIJI	16,106	20,387	26.6	15,638	23,017	47.2
SAMOA	1,272	0	-100.0	1,750	0	-100.0
SOLOMON ISLANDS	0	310	-	0	5,502	-
TOKELAU	0	100,000	-	0	102,100	-
EAST TIMOR	5,612	57,268	920.5	4,348	71,216	1,537.9
UNITED STATES	13,008,392	19,989,694	53.7	13,002,032	20,346,588	56.5
CANADA	847,539	1,304,987	54.0	869,828	1,154,543	32.7
MEXICO	109,798	615,822	460.9	218,178	680,249	211.8
GUATEMALA	0	19,980	-	0	7,140	-
PANAMA	17,000	0	-100.0	22,210	0	-100.0
CHILE	758,190	245,476	-67.6	925,657	195,154	-78.9
VENEZUELA	61,000	85,499	40.2	79,099	117,527	48.6
ARGENTINA	218,700	832,882	280.8	221,741	784,745	253.9
BRAZIL	717,495	2,520,551	251.3	879,221	2,065,801	135.0
COLOMBIA	352,998	369,098	4.6	460,137	433,381	-5.8
URUGUAY	400	17,700	4,325.0	102,600	202,085	97.0
PARAGUAY	0	12,000	-	0	24,600	-
ECUADOR	0	69,200	-	0	88,280	-
PERU	153,700	151,400	-1.5	194,590	331,160	70.2
TRINIDAD AND TOBAGO	21,000	262	-98.8	18,270	2,328	-87.3
JAMAICA	34,800	0	-100.0	31,748	0	-100.0
PUERTO RICO	1,400	5,000	257.1	63,700	342,365	437.5
DOMINICAN REPUBLIC	0	77,698	-	0	67,762	-
EL SALVADOR	0	19,500	-	0	5,265	-
COSTA RICA	33,519	21,600	-35.6	31,718	7,560	-76.2
HAITI	58,532	0	-100.0	59,400	0	-100.0
DOMINICA	0	108,000	-	0	39,280	-
UNITED KINGDOM	2,607,798	4,865,471	86.6	2,796,973	4,242,139	51.7
NETHERLANDS	16,140,507	11,825,205	-26.7	16,131,521	13,826,620	-14.3
FRANCE	658,086	1,083,737	64.7	1,290,763	1,713,596	32.8
GERMANY, FED. REP. OF	3,307,158	7,628,225	130.7	5,820,222	10,015,188	72.1
AUSTRIA	74,200	1,550	-97.9	195,575	113,111	-42.2
BELGIUM	19,494,837	16,911,768	-13.3	24,045,513	25,115,072	4.5
SWITZERLAND	353,011	77,684	-78.0	494,158	136,946	-72.3
DENMARK	529,000	51,000	-90.4	563,694	29,436	-94.8
NORWAY	362,879	64,240	-82.3	400,123	41,029	-89.8
SWEDEN	512,000	463,999	-9.4	666,506	650,219	-2.4
FINLAND	554,001	889,550	60.6	811,910	1,270,231	56.5
IRELAND	76,826	129,429	68.5	799,120	210,509	-73.7
ITALY	1,200,006	7,794,976	549.6	2,083,207	7,326,433	251.7
SPAIN	3,051,339	7,046,142	130.9	3,813,971	7,635,854	100.2
PORTUGAL	610,000	351,815	-42.3	556,300	352,199	-36.7
GREECE	509,000	73,800	-85.5	378,380	125,901	-66.7
CZECHOSLOVAKIA	27,000	68,663	154.3	38,746	81,903	111.4

TABEL 5. PERKEMBANGAN EKSPOR INDONESIA MENURUT KOMODITI DAN NEGARA TUJUAN

JENIS BARANG	BERAT BERSIH (KG)		PERUB	NILAI FOB (US \$)		PERUB
	JAN-APR 2005	JAN-APR 2006	%	JAN-APR 2005	JAN-APR 2006	%
(1)	(2)	(3)	(4)	(5)	(6)	(7)
HUNGARY	113,050	70,536	-37.6	210,790	149,138	-29.3
POLAND	1,171,500	66,000	-94.4	1,325,714	100,667	-92.4
ROMANIA	85,000	35,000	-58.8	110,424	41,072	-62.8
BULGARIA	46,000	222,319	383.3	59,980	178,029	196.8
UKRAINE	18,500	101,300	447.6	26,170	148,728	468.3
LITHUANIA	34,000	34,000	0.0	46,155	45,244	-2.0
LATVIA	17,000	35,000	105.9	26,246	43,476	65.7
ESTONIA	0	14,399	-	0	11,072	-
SLOVENIA	0	207,999	-	0	233,743	-
CZECH REPUBLIC	745,000	204,000	-72.6	899,828	218,224	-75.8
RUSSIA FEDERATION	2,374,199	3,458,636	45.7	2,074,213	3,540,676	70.7
<b>-LAINNYA</b>	<b>135,930,436</b>	<b>124,191,224</b>	<b>-8.6</b>	<b>51,573,277</b>	<b>47,314,112</b>	<b>-8.3</b>
JAPAN	9,006,541	3,150,670	-65.0	4,897,413	1,673,000	-65.8
HONG KONG	0	300	-	0	200	-
KOREA, REPUBLIC OF	39,400,750	39,697,685	0.8	23,463,300	21,193,297	-9.7
TAIWAN	21,000	2,091,296	9,858.6	20,968	1,589,292	7,479.6
CHINA	74,280	18,469,721	24,765.0	59,357	6,185,483	10,320.8
THAILAND	165,696	4,174,747	2,419.5	159,709	2,225,849	1,293.7
SINGAPORE	75,276,035	56,397,065	-25.1	18,619,004	14,208,324	-23.7
PHILIPPINES	967,848	52,361	-94.6	490,656	54,403	-88.9
MALAYSIA	10,927,948	39,251	-99.6	3,528,269	59,864	-98.3
MYANMAR (FORM. BURMA)	17,142	86,485	404.5	14,104	74,150	425.7
VIET NAM	573	3,002	423.9	1,270	8,414	562.5
MALDIVES	31,585	3,166	-90.0	179,152	6,847	-96.2
INDIA	25	4,291	17,064.0	25	3,646	14,484.0
BANGLADESH	9,900	7,109	-28.2	6,440	2,455	-61.9
SRI LANKA	57	4,596	7,963.2	242	9,999	4,031.8
UNITED ARAB EMIRATES	0	760	-	0	1,872	-
EGYPT	7,383	0	-100.0	11,600	0	-100.0
TOGO	21,844	0	-100.0	112,853	0	-100.0
COMOROS	103	0	-100.0	800	0	-100.0
AUSTRALIA	0	234	-	0	1,884	-
UNITED STATES	1,221	8,342	583.2	28	14,167	50,496.4
NICARAGUA	165	0	-100.0	5,554	0	-100.0
NETHERLANDS	229	117	-48.9	969	588	-39.3
GERMANY, FED. REP. OF	8	26	225.0	132	378	186.4
BELGIUM	50	0	-100.0	394	0	-100.0
MALTA	53	0	-100.0	1,038	0	-100.0
<b>PUPUK</b>	<b>133,443,050</b>	<b>57,886,704</b>	<b>-56.6</b>	<b>30,481,125</b>	<b>12,646,453</b>	<b>-58.5</b>
JAPAN	13,092,621	12,347,769	-5.7	1,565,410	1,652,780	5.6
HONG KONG	387	0	-100.0	660	0	-100.0
KOREA, REPUBLIC OF	28,193,520	152,000	-99.5	6,160,159	15,852	-99.7
TAIWAN	345,193	167,270	-51.5	49,511	27,714	-44.0
CHINA	221,000	37,856	-82.9	15,445	32,829	112.6
THAILAND	51,658,992	6,387,804	-87.6	13,773,161	1,497,829	-89.1
SINGAPORE	229,890	167,642	-27.1	161,450	22,990	-85.8
PHILIPPINES	21,720,000	5,635,810	-74.1	4,839,135	1,302,876	-73.1
MALAYSIA	471,446	9,290,501	1,870.6	82,128	2,189,745	2,566.3
VIET NAM	9,216,111	21,863,647	137.2	2,044,117	5,374,821	162.9
INDIA	24,000	1,000	-95.8	2,640	3,000	13.6
BANGLADESH	100	0	-100.0	650	0	-100.0
KENYA	79,000	144,000	82.3	19,075	36,720	92.5
AUSTRALIA	7,731,243	1,226,200	-84.1	1,682,718	169,475	-89.9
NEW ZEALAND	15,300	44,000	187.6	8,415	5,060	-39.9
FIJI	99,999	0	-100.0	31,840	0	-100.0
EAST TIMOR	49	0	-100.0	52	0	-100.0
UNITED STATES	81,200	34,999	-56.9	16,426	4,585	-72.1
NETHERLANDS	0	949	-	0	2,450	-
FRANCE	22,000	0	-100.0	1,540	0	-100.0

TABEL 5. PERKEMBANGAN EKSPOR INDONESIA MENURUT KOMODITI DAN NEGARA TUJUAN

JENIS BARANG	BERAT BERSIH (KG)		PERUB	NILAI FOB (US \$)		PERUB
	JAN-APR 2005	JAN-APR 2006	%	JAN-APR 2005	JAN-APR 2006	%
(1)	(2)	(3)	(4)	(5)	(6)	(7)
GERMANY, FED. REP. OF	0	950	-	0	2,655	-
AUSTRIA	0	72,000	-	0	9,360	-
BELGIUM	0	5,000	-	0	95,400	-
SWITZERLAND	0	52	-	0	1,930	-
IRELAND	220,000	220,000	0.0	25,300	25,300	0.0
ITALY	20,000	11,795	-41.0	1,200	67,482	5,523.5
SPAIN	0	75,460	-	0	105,600	-
PORTUGAL	999	0	-100.0	93	0	-100.0
<b>PRODUK PHARMASI</b>	<b>2,849,690</b>	<b>2,511,713</b>	<b>-11.9</b>	<b>37,580,739</b>	<b>36,256,061</b>	<b>-3.5</b>
JAPAN	45,258	43,641	-3.6	2,601,573	2,630,179	1.1
HONG KONG	33,476	27,418	-18.1	1,015,050	621,013	-38.8
KOREA, REPUBLIC OF	34,345	18,988	-44.7	9,232,743	11,564,570	25.3
TAIWAN	100,192	124,169	23.9	154,285	148,375	-3.8
CHINA	132,779	10,522	-92.1	54,096	99,118	83.2
MONGOLIA	0	7,555	-	0	28,902	-
MACAU	13	24	84.6	2,100	5,500	161.9
PAPUA NEW GUINEA	11,184	7,040	-37.1	29,620	136,054	359.3
THAILAND	118,942	127,294	7.0	4,660,974	5,833,527	25.2
SINGAPORE	308,711	121,842	-60.5	1,586,690	1,904,915	20.1
PHILIPPINES	139,821	155,250	11.0	2,258,022	2,601,552	15.2
MALAYSIA	400,750	257,924	-35.6	2,483,823	965,183	-61.1
MYANMAR (FORM. BURMA)	189,357	72,752	-61.6	505,604	603,727	19.4
CAMBODIA	21,869	22,924	4.8	474,969	408,513	-14.0
BRUNEI DARUSSALAM	1,880	7,373	292.2	29,822	37,523	25.8
VIET NAM	75,463	82,127	8.8	1,763,674	1,935,983	9.8
INDIA	693	1,598	130.6	2,310,579	1,359,435	-41.2
PAKISTAN	83,330	55,064	-33.9	872,953	87,353	-90.0
BANGLADESH	41,894	26,512	-36.7	38,636	339,735	779.3
SRI LANKA	430,200	1,071,611	149.1	906,065	1,421,063	56.8
SAUDI ARABIA	27,851	32,767	17.7	32,193	102,825	219.4
JORDAN	3,770	0	-100.0	23,678	0	-100.0
LEBANON	12,051	14	-99.9	14,207	752	-94.7
YEMEN	0	492	-	0	5,193	-
OMAN	0	70	-	0	95	-
UNITED ARAB EMIRATES	3,819	3,052	-20.1	83,837	55,963	-33.3
BAHRAIN	898	340	-62.1	14,692	5,062	-65.6
ALGERIA	1,570	1,622	3.3	366,000	366,050	0.0
SUDAN	0	6,962	-	0	82,253	-
LESOTHO	0	174	-	0	9,319	-
ETHIOPIA	0	939	-	0	50,351	-
TANZANIA, UNITED REPUBLIC OF	0	2,427	-	0	122,804	-
KENYA	3,561	0	-100.0	38,455	0	-100.0
MOZAMBIQUE	3	0	-100.0	20	0	-100.0
EQUATORIAL GUINEA	0	319	-	0	934	-
TOGO	6,375	12,237	92.0	70,500	139,065	97.3
GUINEA	0	8,077	-	0	733,106	-
CAMEROON	0	342	-	0	22,239	-
NIGERIA	507,378	41,700	-91.8	4,830,665	476,110	-90.1
COTE D'IVOIRE	6,373	6,528	2.4	70,298	73,555	4.6
BENIN	0	244	-	0	1,260	-
SOUTH AFRICA	4,343	6,486	49.3	30,967	258,950	736.2
MAURITIUS	31	0	-100.0	5,100	0	-100.0
AUSTRALIA	5,024	7,980	58.8	100,454	139,757	39.1
NEW ZEALAND	0	68	-	0	86	-
SAMOA	0	86	-	0	518	-
SOLOMON ISLANDS	87	0	-100.0	142	0	-100.0
TONGA	236	0	-100.0	296	0	-100.0
EAST TIMOR	3,090	16,303	427.6	5,681	75,682	1,232.2
UNITED STATES	74,003	96,798	30.8	95,576	60,213	-37.0

TABEL 5. PERKEMBANGAN EKSPOR INDONESIA MENURUT KOMODITI DAN NEGARA TUJUAN

JENIS BARANG	BERAT BERSIH (KG)		PERUB	NILAI FOB (US \$)		PERUB
	JAN-APR 2005	JAN-APR 2006	%	JAN-APR 2005	JAN-APR 2006	%
(1)	(2)	(3)	(4)	(5)	(6)	(7)
CANADA	0	2	-	0	20	-
MEXICO	671	1,284	91.4	235,585	225,069	-4.5
GUATEMALA	0	1,987	-	0	25,641	-
VENEZUELA	0	658	-	0	51,393	-
ECUADOR	448	8,346	1,763.0	33,067	109,984	232.6
PERU	74	118	59.5	5,448	9,080	66.7
EL SALVADOR	0	637	-	0	35,161	-
NETHERLANDS ANTILLES	1,359	1,480	8.9	37,745	30,691	-18.7
UNITED KINGDOM	420	1	-99.8	5,439	151	-97.2
NETHERLANDS	2,421	3,870	59.9	88,655	75,556	-14.8
FRANCE	285	981	244.2	20,013	51,336	156.5
GERMANY, FED. REP. OF	10,175	2,288	-77.5	335,885	85,793	-74.5
BELGIUM	289	2,015	597.2	2,932	15,244	419.9
SWITZERLAND	6	14	133.3	1	125	12,400.0
NORWAY	508	159	-68.7	15,749	10,038	-36.3
SWEDEN	227	10	-95.6	6,098	249	-95.9
FINLAND	6	14	133.3	11	20	81.8
ITALY	970	1	-99.9	220	32	-85.5
POLAND	1,089	0	-100.0	28,488	0	-100.0
UZBEKISTAN	0	20	-	0	5,890	-
LATVIA	122	0	-100.0	1,364	0	-100.0
CROATIA	0	13	-	0	26	-
RUSSIA FEDERATION	0	160	-	0	10,200	-
<b>KULIT DAN BARANG DARI KULIT</b>	<b>5,103,556</b>	<b>5,712,741</b>	<b>11.9</b>	<b>38,944,086</b>	<b>55,347,288</b>	<b>42.1</b>
JAPAN	68,756	67,044	-2.5	1,092,156	1,235,490	13.1
HONG KONG	627,819	510,218	-18.7	5,775,137	8,027,713	39.0
KOREA, REPUBLIC OF	61,022	193,003	216.3	792,052	889,806	12.3
TAIWAN	23,587	118,520	402.5	335,516	999,417	197.9
CHINA	401,256	572,804	42.8	2,191,614	5,739,379	161.9
MACAU	0	421	-	0	17,971	-
PAPUA NEW GUINEA	8	7,517	93,862.5	9	22,232	246,922.2
THAILAND	783,926	199,276	-74.6	3,738,875	2,307,525	-38.3
SINGAPORE	177,679	399,733	125.0	3,442,351	6,143,229	78.5
PHILIPPINES	10,046	6,379	-36.5	119,972	73,161	-39.0
MALAYSIA	120,726	420,808	248.6	867,787	6,104,244	603.4
CAMBODIA	0	8,728	-	0	204,944	-
VIET NAM	133,141	168,919	26.9	2,321,076	2,175,942	-6.3
MALDIVES	219	453	106.9	254	2,510	888.2
INDIA	299,036	564,429	88.8	2,226,780	4,630,240	107.9
PAKISTAN	13,039	25,708	97.2	35,913	31,012	-13.7
BANGLADESH	41,101	33,992	-17.3	155,780	154,599	-0.8
SRI LANKA	2,855	1,417	-50.4	155,999	57,298	-63.3
SAUDI ARABIA	4,233	14	-99.7	3,625	2,191	-39.6
KUWAIT	0	2,400	-	0	6,564	-
LEBANON	49	11,456	23,279.6	92	38,604	41,860.9
TURKEY	42,509	34,137	-19.7	35,646	23,582	-33.8
UNITED ARAB EMIRATES	3,068	432	-85.9	9,954	409	-95.9
CYPRUS	1,133	0	-100.0	3,872	0	-100.0
EGYPT	4,662	0	-100.0	11,663	0	-100.0
LIBYAN ARAB JAMAHIRIYA	144	0	-100.0	574	0	-100.0
TUNISIA	116	0	-100.0	156	0	-100.0
ETHIOPIA	1,050	0	-100.0	53,125	0	-100.0
TANZANIA, UNITED REPUBLIC OF	0	26	-	0	68	-
MADAGASCAR	2	0	-100.0	8	0	-100.0
REUNION	6,800	541	-92.0	9,210	1,793	-80.5
COTE D'IVOIRE	22	0	-100.0	12	0	-100.0
U.S. VIRGIN ISLANDS	51	0	-100.0	245	0	-100.0
SEYCHELLES	15	67	346.7	917	132	-85.6
UGANDA	0	20	-	0	418	-

TABEL 5. PERKEMBANGAN EKSPOR INDONESIA MENURUT KOMODITI DAN NEGARA TUJUAN

JENIS BARANG	BERAT BERSIH (KG)		PERUB	NILAI FOB (US \$)		PERUB
	JAN-APR 2005	JAN-APR 2006	%	JAN-APR 2005	JAN-APR 2006	%
(1)	(2)	(3)	(4)	(5)	(6)	(7)
SOUTH AFRICA	2,306	38	-98.4	10,635	590	-94.5
MAURITIUS	9	1,337	14,755.6	465	744	60.0
VIRGIN ISLANDS (BRITISH)	0	627	-	0	8,000	-
AUSTRALIA	45,088	8,979	-80.1	279,695	149,820	-46.4
NEW ZEALAND	825	1,101	33.5	9,151	19,899	117.5
GUAM	178	8	-95.5	2,747	26	-99.1
NEW CALEDONIA	428	4,197	880.6	2,318	10,443	350.5
VANUATU	12	0	-100.0	280	0	-100.0
FIJI	39	429	1,000.0	615	1,551	152.2
TONGA	1,183	0	-100.0	627	0	-100.0
EAST TIMOR	7	422	5,928.6	20	242	1,110.0
UNITED STATES	57,340	156,386	172.7	1,247,422	4,691,535	276.1
CANADA	1,480	8,577	479.5	9,647	186,068	1,828.8
MEXICO	630	1,653	162.4	24,502	56,309	129.8
HONDURAS	133	0	-100.0	183	0	-100.0
CHILE	0	165	-	0	317	-
VENEZUELA	0	38	-	0	771	-
BRAZIL	114,774	64,408	-43.9	596,317	378,806	-36.5
BAHAMAS	0	258	-	0	186	-
JAMAICA	88	0	-100.0	588	0	-100.0
PUERTO RICO	15	346	2,206.7	244	5,267	2,058.6
DOMINICAN REPUBLIC	304	91	-70.1	454	360	-20.7
COSTA RICA	11,147	38	-99.7	18,596	375	-98.0
BERMUDA	0	226	-	0	1,579	-
FRENCH GUIANA	0	48	-	0	455	-
FRENCH POLYNESIA	683	445	-34.9	839	2,363	181.6
MARTINIQUE	44	95	115.9	123	218	77.2
NETHERLANDS ANTILLES	810	285	-64.8	2,813	3,985	41.7
GUADELOUPE	482	0	-100.0	528	0	-100.0
UNITED KINGDOM	60,277	46,683	-22.6	1,528,766	524,940	-65.7
NETHERLANDS	266,348	181,639	-31.8	1,803,832	1,032,843	-42.7
FRANCE	26,316	38,162	45.0	207,467	537,835	159.2
GERMANY, FED. REP. OF	93,798	71,704	-23.6	2,053,826	1,452,484	-29.3
AUSTRIA	84	15	-82.1	149	67	-55.0
BELGIUM	102,172	4,360	-95.7	124,810	32,201	-74.2
SWITZERLAND	1,670	151	-91.0	20,249	9,921	-51.0
DENMARK	1,063	1,098	3.3	47,363	11,888	-74.9
NORWAY	503,997	1,181,563	134.4	1,198,564	2,416,845	101.7
SWEDEN	43,619	73,995	69.6	207,316	264,973	27.8
FINLAND	6,651	1,541	-76.8	27,302	3,788	-86.1
IRELAND	0	49	-	0	497	-
ITALY	276,927	212,181	-23.4	2,571,245	2,471,551	-3.9
SPAIN	564,375	291,488	-48.4	2,980,572	2,120,165	-28.9
PORTUGAL	76,580	790	-99.0	400,990	11,725	-97.1
ICELAND	5,304	5,130	-3.3	20,511	16,552	-19.3
GREECE	2,435	2,182	-10.4	18,996	11,701	-38.4
HUNGARY	137	340	148.2	524	2,476	372.5
POLAND	134	58	-56.7	387	453	17.1
BULGARIA	935	178	-81.0	3,321	9,974	200.3
YUGOSLAVIA	0	15	-	0	285	-
CROATIA	360	747	107.5	1,188	3,098	160.8
MALTA	630	0	-100.0	7,701	0	-100.0
SLOVAKIA	3,275	13	-99.6	127,754	644	-99.5
SLOVENIA	297	0	-100.0	2,009	0	-100.0
RUSSIA FEDERATION	97	0	-100.0	65	0	-100.0
<b>KACA DAN BARANG DARI KACA</b>	<b>262,362,231</b>	<b>254,057,672</b>	<b>-3.2</b>	<b>124,003,066</b>	<b>127,225,785</b>	<b>2.6</b>
JAPAN	18,254,959	27,398,718	50.1	12,571,585	19,039,200	51.5
HONG KONG	1,259,570	1,520,385	20.7	626,750	618,800	-1.3
KOREA, REPUBLIC OF	8,492,449	10,572,201	24.5	4,195,219	4,115,831	-1.9

TABEL 5. PERKEMBANGAN EKSPOR INDONESIA MENURUT KOMODITI DAN NEGARA TUJUAN

JENIS BARANG	BERAT BERSIH (KG)		PERUB	NILAI FOB (US \$)		PERUB
	JAN-APR 2005	JAN-APR 2006	%	JAN-APR 2005	JAN-APR 2006	%
(1)	(2)	(3)	(4)	(5)	(6)	(7)
TAIWAN	4,656,183	5,097,910	9.5	1,727,117	1,820,962	5.4
CHINA	11,254,986	9,784,653	-13.1	7,458,258	6,401,211	-14.2
PAPUA NEW GUINEA	1,446,113	500,430	-65.4	463,134	296,300	-36.0
THAILAND	26,598,699	17,835,463	-33.0	9,282,966	6,087,435	-34.4
SINGAPORE	10,632,421	11,561,608	8.7	8,644,496	11,307,187	30.8
PHILIPPINES	12,277,933	9,183,650	-25.2	4,522,533	3,454,358	-23.6
MALAYSIA	21,699,789	24,425,576	12.6	8,033,524	11,435,142	42.3
MYANMAR (FORM. BURMA)	1,620,460	2,334,272	44.1	439,394	441,914	0.6
CAMBODIA	250,173	273,680	9.4	68,157	96,481	41.6
BRUNEI DARUSSALAM	359,169	574,161	59.9	101,164	192,892	90.7
NEPAL	9,684	0	-100.0	5,184	0	-100.0
VIET NAM	2,691,029	3,235,599	20.2	1,354,817	2,005,441	48.0
MALDIVES	780,002	290,024	-62.8	230,017	109,803	-52.3
INDIA	9,199,030	17,559,099	90.9	3,922,157	6,822,766	74.0
PAKISTAN	4,218,232	3,383,670	-19.8	2,781,350	2,181,632	-21.6
BANGLADESH	9,450,192	2,023,160	-78.6	2,143,273	667,133	-68.9
SRI LANKA	1,663,315	1,507,277	-9.4	626,669	574,021	-8.4
AFGHANISTAN	603,178	355,485	-41.1	308,251	269,589	-12.5
IRAQ	0	57,488	-	0	47,353	-
IRAN (ISLAMIC REPUBLIC OF)	794,231	1,099,049	38.4	589,773	851,861	44.4
SAUDI ARABIA	2,473,283	1,431,916	-42.1	1,087,803	725,943	-33.3
KUWAIT	615,093	513,486	-16.5	241,456	226,515	-6.2
JORDAN	1,198,645	299,202	-75.0	692,208	174,504	-74.8
LEBANON	345,977	124,196	-64.1	147,623	50,684	-65.7
YEMEN	484,932	864,855	78.4	145,239	274,171	88.8
OMAN	57,323	27,474	-52.1	24,358	15,370	-36.9
SYRIA ARAB REPUBLIC	1,737,742	418,010	-76.0	1,467,694	466,570	-68.2
TURKEY	3,466,411	14,469,432	317.4	1,488,494	4,212,580	183.0
UNITED ARAB EMIRATES	4,346,570	2,160,206	-50.3	2,120,596	1,194,424	-43.7
QATAR	41,174	223,627	443.1	21,672	110,272	408.8
BAHRAIN	33,626	72,294	115.0	14,745	22,375	51.8
CYPRUS	157,396	150,601	-4.3	70,701	203,977	188.5
EGYPT	3,440,368	5,694,677	65.5	1,168,771	2,268,848	94.1
LIBYAN ARAB JAMAHIRIYA	68,101	51,230	-24.8	45,434	27,437	-39.6
MOROCCO	472,645	645,171	36.5	291,938	274,541	-6.0
TUNISIA	441,902	29,620	-93.3	116,041	14,628	-87.4
ALGERIA	704,474	645,606	-8.4	364,802	289,301	-20.7
SUDAN	2,083,823	1,834,250	-12.0	649,184	558,908	-13.9
ERITREA	16,080	0	-100.0	8,308	0	-100.0
NAMIBIA	4	0	-100.0	14	0	-100.0
ETHIOPIA	97	255,621	263,426.8	85	42,027	49,343.5
TANZANIA, UNITED REPUBLIC OF	44,417	220	-99.5	6,830	843	-87.7
MADAGASCAR	318,529	199,639	-37.3	105,816	80,797	-23.6
KENYA	2,528,489	1,648,468	-34.8	555,698	353,462	-36.4
REUNION	81,594	126,396	54.9	41,275	57,783	40.0
MOZAMBIQUE	1,058,019	395,243	-62.6	227,601	88,641	-61.1
TOGO	209,397	68,845	-67.1	67,722	31,159	-54.0
GHANA	1,072,530	432,316	-59.7	343,896	149,422	-56.6
LIBERIA	0	19,440	-	0	4,574	-
GUINEA	10,057	20,414	103.0	3,458	32,053	826.9
ANGOLA	748,793	740,656	-1.1	188,903	208,995	10.6
CONGO	59,502	58,634	-1.5	8,017	19,376	141.7
CAMEROON	615,977	333,669	-45.8	127,697	116,712	-8.6
NIGERIA	1,143,178	477,442	-58.2	260,299	113,620	-56.4
GABON	118	0	-100.0	109	0	-100.0
COTE D'IVOIRE	339,972	288,792	-15.1	100,351	87,467	-12.8
SENEGAL	277,539	119,101	-57.1	73,363	64,057	-12.7
BENIN	147,426	86,048	-41.6	42,114	26,232	-37.7
GAMBIA	23,294	722	-96.9	8,178	1,023	-87.5



TABEL 5. PERKEMBANGAN EKSPOR INDONESIA MENURUT KOMODITI DAN NEGARA TUJUAN

JENIS BARANG	BERAT BERSIH (KG)		PERUB	NILAI FOB (US \$)		PERUB
	JAN-APR 2005	JAN-APR 2006	%	JAN-APR 2005	JAN-APR 2006	%
(1)	(2)	(3)	(4)	(5)	(6)	(7)
U.S. VIRGIN ISLANDS	35	0	-100.0	80	0	-100.0
SEYCHELLES	2,425	1,179	-51.4	6,015	4,454	-26.0
UGANDA	17,891	0	-100.0	3,701	0	-100.0
DJIBOUTI	192,978	20,372	-89.4	61,370	10,150	-83.5
SOUTH AFRICA	9,081,623	6,086,467	-33.0	3,551,668	2,622,272	-26.2
ZIMBABWE	44,611	32,939	-26.2	31,974	11,835	-63.0
ZAMBIA	25,329	18,744	-26.0	14,359	11,953	-16.8
MAURITIUS	1,346,686	511,186	-62.0	783,275	180,708	-76.9
RWANDA	22,498	22,372	-0.6	5,867	6,408	9.2
VIRGIN ISLANDS (BRITISH)	17	0	-100.0	26	0	-100.0
AUSTRALIA	17,998,121	19,613,400	9.0	8,851,208	9,741,414	10.1
NEW ZEALAND	4,607,672	5,672,220	23.1	1,603,371	2,040,389	27.3
MICRONESIA, FEDERATED STATES OF	341	0	-100.0	612	0	-100.0
GUAM	1,705	1,266	-25.8	2,193	2,883	31.5
PALAU	4	0	-100.0	14	0	-100.0
NEW CALEDONIA	8,148	12,951	59.0	13,756	18,829	36.9
NORTHERN MARIANA ISLANDS	0	17	-	0	82	-
SAINT VINCENT AND THE GRENADINES	890	0	-100.0	376	0	-100.0
VANUATU	29,550	17,156	-41.9	16,974	13,811	-18.6
WALLIS AND FUTUNA ISLANDS	131	0	-100.0	190	0	-100.0
AMERICAN SAMOA	1,674	0	-100.0	10,400	0	-100.0
COOK ISLANDS	25	73	192.0	186	715	284.4
FIJI	292,085	81,507	-72.1	125,447	27,885	-77.8
MARSHALL ISLANDS	4,850	186	-96.2	5,538	455	-91.8
SAMOA	0	168,448	-	0	69,906	-
SOLOMON ISLANDS	0	8,946	-	0	9,352	-
TONGA	1,250	0	-100.0	701	0	-100.0
CHRISTMAS ISLANDS	28	0	-100.0	50	0	-100.0
EAST TIMOR	37,295	54,580	46.4	16,133	25,109	55.6
UNITED STATES	12,868,983	14,287,351	11.0	8,721,580	9,120,006	4.6
CANADA	4,767,244	2,958,264	-38.0	1,731,934	1,090,337	-37.1
MEXICO	1,369,817	2,035,936	48.6	465,061	785,827	69.0
GUATEMALA	1,157,651	585,387	-49.4	389,593	255,262	-34.5
HONDURAS	167,738	131,753	-21.5	76,425	43,390	-43.2
NICARAGUA	67,623	23,123	-65.8	17,948	8,553	-52.4
PANAMA	2,213,751	1,142,914	-48.4	930,927	375,664	-59.7
SURINAME	0	16,659	-	0	4,355	-
CHILE	1,426,559	1,564,793	9.7	807,913	577,219	-28.6
VENEZUELA	10,252	1	-100.0	5,037	24	-99.5
ARGENTINA	304,787	308,677	1.3	607,640	145,726	-76.0
BRAZIL	675,961	1,527,415	126.0	307,659	547,908	78.1
COLOMBIA	319,821	217,457	-32.0	222,868	160,669	-27.9
URUGUAY	205,523	92,091	-55.2	112,265	42,944	-61.8
ECUADOR	1,758,916	925,742	-47.4	709,504	318,597	-55.1
PERU	1,304,633	1,408,866	8.0	496,246	498,215	0.4
TRINIDAD AND TOBAGO	484,857	589,781	21.6	153,793	184,096	19.7
BAHAMAS	484	713	47.3	1,900	1,783	-6.2
JAMAICA	392,734	107,200	-72.7	130,666	29,579	-77.4
PUERTO RICO	593,351	524,944	-11.5	390,864	334,762	-14.4
BELIZE	9,363	0	-100.0	9,893	0	-100.0
DOMINICAN REPUBLIC	401,448	440,906	9.8	159,672	177,561	11.2
EL SALVADOR	45,809	91,544	99.8	13,703	28,135	105.3
COSTA RICA	7,621	40,211	427.6	8,312	19,777	137.9
HAITI	231,764	68,911	-70.3	53,144	21,565	-59.4
BARBADOS	123,239	199,530	61.9	35,984	80,202	122.9
ANTIGUA AND BARBUDA	0	1,331	-	0	617	-
ARUBA	839	373	-55.5	1,291	552	-57.2
BERMUDA	75	0	-100.0	589	0	-100.0
CAPE VERDE	67,621	0	-100.0	19,600	0	-100.0

TABEL 5. PERKEMBANGAN EKSPOR INDONESIA MENURUT KOMODITI DAN NEGARA TUJUAN

JENIS BARANG	BERAT BERSIH (KG)		PERUB	NILAI FOB (US \$)		PERUB
	JAN-APR 2005	JAN-APR 2006	%	JAN-APR 2005	JAN-APR 2006	%
(1)	(2)	(3)	(4)	(5)	(6)	(7)
CAYMAN ISLANDS	469	0	-100.0	483	0	-100.0
DOMINICA	488	18,204	3,630.3	1,440	11,648	708.9
FALKLAND ISLANDS (MALVINAS)	0	586	-	0	2,185	-
FRENCH GUIANA	0	113	-	0	320	-
FRENCH POLYNESIA	6,963	8,543	22.7	5,816	24,316	318.1
GRENADA	22,565	0	-100.0	5,805	0	-100.0
MARTINIQUE	707	94	-86.7	917	188	-79.5
NETHERLANDS ANTILLES	54,385	1,018	-98.1	17,517	1,570	-91.0
SAINT LUCIA	3,753	47,675	1,170.3	30,794	14,689	-52.3
GUADELOUPE	1,658	588	-64.5	3,624	1,310	-63.9
SAINT KITTS AND NEVIS	4	0	-100.0	39	0	-100.0
UNITED KINGDOM	3,054,674	615,974	-79.8	2,444,578	889,597	-63.6
NETHERLANDS	443,963	472,744	6.5	501,848	498,422	-0.7
FRANCE	219,332	493,044	124.8	325,454	513,491	57.8
GERMANY, FED. REP. OF	492,422	503,726	2.3	776,536	706,271	-9.1
AUSTRIA	713	42,116	5,806.9	2,268	32,298	1,324.1
BELGIUM	119,153	192,131	61.3	173,841	156,227	-10.1
SWITZERLAND	10,596	11,347	7.1	21,831	11,117	-49.1
DENMARK	189,058	179,272	-5.2	108,760	78,340	-28.0
NORWAY	62,096	103,242	66.3	42,082	60,182	43.0
SWEDEN	239,570	22,433	-90.6	142,035	13,279	-90.7
FINLAND	24,461	24,343	-0.5	26,398	11,435	-56.7
IRELAND	11,488	5,035	-56.2	30,602	11,731	-61.7
ITALY	870,318	411,484	-52.7	715,584	513,996	-28.2
SPAIN	8,615,817	524,326	-93.9	2,113,677	504,720	-76.1
PORTUGAL	277,829	206,924	-25.5	139,661	115,623	-17.2
ICELAND	57	0	-100.0	60	0	-100.0
GREECE	1,122,338	516,947	-53.9	464,390	235,182	-49.4
CZECHOSLOVAKIA	153,498	42,892	-72.1	51,529	17,888	-65.3
HUNGARY	11,941	28,622	139.7	12,746	24,162	89.6
POLAND	1,372,582	1,157,350	-15.7	705,846	661,906	-6.2
ROMANIA	203,314	0	-100.0	117,868	0	-100.0
BULGARIA	108,367	49,731	-54.1	55,663	19,922	-64.2
YUGOSLAVIA	177	0	-100.0	461	0	-100.0
ALBANIA	0	37,390	-	0	20,268	-
UKRAINE	79,200	191,247	141.5	83,520	243,058	191.0
LITHUANIA	0	35,911	-	0	47,351	-
ESTONIA	0	2,015	-	0	5,183	-
GEORGIA	0	51	-	0	245	-
CROATIA	21,726	100,323	361.8	9,404	68,486	628.3
BOSNIA AND HERZEGOVINA	0	106,847	-	0	59,231	-
MALTA	4,778	24	-99.5	14,631	312	-97.9
SLOVAKIA	78,325	61	-99.9	36,092	148	-99.6
SLOVENIA	0	226	-	0	518	-
CZECH REPUBLIC	226,138	289,219	27.9	129,762	158,318	22.0
RUSSIA FEDERATION	484,688	496,895	2.5	577,728	412,114	-28.7
<b>KERTAS DAN BARANG DARI KERTAS</b>	<b>930,993,271</b>	<b>1,233,011,011</b>	<b>32.4</b>	<b>687,190,690</b>	<b>905,581,015</b>	<b>31.8</b>
JAPAN	109,527,582	125,600,750	14.7	98,590,522	111,242,454	12.8
HONG KONG	44,716,298	50,580,508	13.1	28,912,570	36,211,763	25.3
KOREA, REPUBLIC OF	23,600,424	41,047,773	73.9	15,621,122	29,687,589	90.1
TAIWAN	48,540,089	65,905,399	35.8	24,880,244	37,392,915	50.3
CHINA	81,106,259	97,161,866	19.8	51,834,383	63,421,933	22.4
MONGOLIA	7,089	43	-99.4	9,908	10	-99.9
PAPUA NEW GUINEA	899,748	714,198	-20.6	740,723	718,079	-3.1
THAILAND	31,350,397	28,851,921	-8.0	23,980,856	22,861,557	-4.7
SINGAPORE	46,356,535	64,210,492	38.5	28,449,539	41,887,438	47.2
PHILIPPINES	14,975,747	32,130,175	114.6	13,069,046	21,732,564	66.3
MALAYSIA	103,125,585	130,282,845	26.3	64,200,420	86,502,129	34.7
MYANMAR (FORM. BURMA)	9,040,512	8,534,117	-5.6	5,849,862	5,723,695	-2.2

TABEL 5. PERKEMBANGAN EKSPOR INDONESIA MENURUT KOMODITI DAN NEGARA TUJUAN

JENIS BARANG	BERAT BERSIH (KG)		PERUB	NILAI FOB (US \$)		PERUB
	JAN-APR 2005	JAN-APR 2006	%	JAN-APR 2005	JAN-APR 2006	%
(1)	(2)	(3)	(4)	(5)	(6)	(7)
CAMBODIA	2,838,589	5,245,409	84.8	2,156,059	3,611,635	67.5
BRUNEI DARUSSALAM	164,732	267,607	62.5	192,001	284,564	48.2
LAO PEOPLE'S DEMOCRATIC REPUBLIC	27,277	15,311	-43.9	81,769	49,890	-39.0
NEPAL	0	58,120	-	0	190,342	-
VIET NAM	31,282,901	48,061,605	53.6	19,625,510	31,526,851	60.6
MALDIVES	158,949	214,254	34.8	387,794	284,952	-26.5
INDIA	16,323,618	24,306,308	48.9	9,452,669	15,030,049	59.0
PAKISTAN	11,315,626	26,405,887	133.4	8,451,050	20,601,853	143.8
BANGLADESH	4,607,078	8,876,355	92.7	3,363,302	6,069,370	80.5
SRI LANKA	15,925,386	22,935,138	44.0	8,382,367	13,426,627	60.2
AFGHANISTAN	0	93,460	-	0	141,734	-
IRAQ	19,234	17,802	-7.5	30,346	29,677	-2.2
IRAN (ISLAMIC REPUBLIC OF)	40,471,373	40,159,528	-0.8	25,454,649	27,363,984	7.5
SAUDI ARABIA	24,930,742	48,572,532	94.8	20,554,654	28,045,749	36.4
KUWAIT	2,780,540	4,061,545	46.1	2,559,223	3,592,712	40.4
JORDAN	6,564,199	5,747,874	-12.4	5,345,737	4,555,216	-14.8
LEBANON	1,745,603	1,353,737	-22.5	1,563,202	1,247,386	-20.2
YEMEN	1,897,065	6,059,430	219.4	1,565,271	4,418,152	182.3
OMAN	961,363	1,749,574	82.0	863,140	1,361,936	57.8
SYRIA ARAB REPUBLIC	5,352,184	4,560,237	-14.8	4,145,000	3,622,431	-12.6
TURKEY	10,704,177	15,338,950	43.3	7,900,799	11,642,951	47.4
UNITED ARAB EMIRATES	25,204,509	30,108,693	19.5	21,943,874	25,179,118	14.7
QATAR	1,628,889	2,354,767	44.6	1,463,670	2,290,460	56.5
BAHRAIN	1,557,814	2,064,747	32.5	1,392,612	1,728,079	24.1
CYPRUS	1,527,862	1,581,011	3.5	1,406,465	1,363,262	-3.1
EGYPT	21,924,755	14,802,603	-32.5	16,316,783	9,292,501	-43.1
LIBYAN ARAB JAMAHIRIYA	106,482	526,618	394.6	134,082	474,412	253.8
MOROCCO	470,773	95,599	-79.7	376,103	111,833	-70.3
TUNISIA	0	6,673	-	0	115,801	-
ALGERIA	1,444,134	100,000	-93.1	1,385,256	36,590	-97.4
SUDAN	5,374,520	7,317,462	36.2	4,149,302	5,745,302	38.5
ETHIOPIA	113,390	325,739	187.3	65,461	177,538	171.2
TANZANIA, UNITED REPUBLIC OF	802,819	2,103,460	162.0	682,576	1,331,878	95.1
MADAGASCAR	328,198	765,897	133.4	355,532	787,251	121.4
SOMALIA	0	14,550	-	0	277,499	-
KENYA	2,883,325	3,238,326	12.3	2,241,259	2,436,851	8.7
REUNION	254,296	713,889	180.7	225,253	603,372	167.9
MOZAMBIQUE	532,445	644,014	21.0	386,846	700,040	81.0
EQUATORIAL GUINEA	36,513	0	-100.0	27,804	0	-100.0
TOGO	601,582	2,143,865	256.4	902,046	1,766,056	95.8
GHANA	1,436,453	2,489,369	73.3	1,143,848	1,972,294	72.4
LIBERIA	75,815	29,134	-61.6	58,908	35,845	-39.2
GUINEA	300,843	586,896	95.1	261,383	444,462	70.0
ANGOLA	118,814	264,972	123.0	88,551	209,906	137.1
CONGO	740,615	335,899	-54.7	625,229	247,839	-60.4
CAMEROON	577,287	1,001,750	73.5	522,453	570,941	9.3
NIGERIA	8,371,373	17,673,158	111.1	6,513,383	12,609,684	93.6
SIERRA LEONE	32,504	204,592	529.4	39,181	118,678	202.9
GABON	282,505	12,825	-95.5	260,629	22,470	-91.4
COTE D'IVOIRE	251,084	535,666	113.3	256,345	480,454	87.4
SENEGAL	271,536	120,216	-55.7	202,341	89,707	-55.7
MAURITANIA	76,126	244,632	221.4	61,163	211,787	246.3
MALI	120,835	14,235	-88.2	447,582	9,519	-97.9
BENIN	238,826	619,723	159.5	210,181	520,443	147.6
BURKINA FASO	6,957	9,364	34.6	4,701	6,209	32.1
GAMBIA	33,138	61,100	84.4	22,865	40,457	76.9
SEYCHELLES	13,698	30,351	121.6	25,708	60,233	134.3
UGANDA	13,960	124,252	790.1	2,500	46,248	1,749.9
CENTRAL AFRICAN REPUBLIC	35,285	962	-97.3	53,739	1,378	-97.4

TABEL 5. PERKEMBANGAN EKSPOR INDONESIA MENURUT KOMODITI DAN NEGARA TUJUAN

JENIS BARANG	BERAT BERSIH (KG)		PERUB	NILAI FOB (US \$)		PERUB
	JAN-APR 2005	JAN-APR 2006	%	JAN-APR 2005	JAN-APR 2006	%
(1)	(2)	(3)	(4)	(5)	(6)	(7)
DJIBOUTI	5,567,027	7,290,293	31.0	4,202,476	5,727,667	36.3
SOUTH AFRICA	9,381,244	14,435,126	53.9	7,351,705	10,347,811	40.8
ZIMBABWE	652,564	638,007	-2.2	459,015	476,610	3.8
ZAMBIA	0	37,924	-	0	27,685	-
MALAWI	0	19,851	-	0	13,697	-
MAURITIUS	3,744,815	6,839,592	82.6	1,708,936	3,711,035	117.2
VIRGIN ISLANDS (BRITISH)	14,841	0	-100.0	10,764	0	-100.0
AUSTRALIA	51,011,083	55,657,772	9.1	42,678,998	48,524,861	13.7
NEW ZEALAND	11,704,211	13,078,075	11.7	8,891,389	9,947,153	11.9
MICRONESIA, FEDERATED STATES OF	556	0	-100.0	1,800	0	-100.0
GUAM	12,534	12,312	-1.8	18,809	23,151	23.1
PALAU	15	82	446.7	82	1,662	1,926.8
NEW CALEDONIA	22,876	157,828	589.9	22,586	138,426	512.9
NORTHERN MARIANA ISLANDS	0	3,608	-	0	5,373	-
VANUATU	26,449	27,415	3.7	32,571	34,960	7.3
WALLIS AND FUTUNA ISLANDS	0	727	-	0	297	-
BRITISH INDIAN OCEAN TERRITORY	514,834	0	-100.0	335,225	0	-100.0
OTH.OCEANIA	0	7,997	-	0	7,115	-
AMERICAN SAMOA	25,169	50,226	99.6	54,240	112,560	107.5
COOK ISLANDS	0	8,418	-	0	11,225	-
FIJI	299,526	933,837	211.8	271,300	727,981	168.3
KIRIBATI	18,937	0	-100.0	14,771	0	-100.0
SAMOA	7,238	0	-100.0	17,842	0	-100.0
SOLOMON ISLANDS	18,494	8,336	-54.9	22,069	24,377	10.5
TONGA	38,498	32,256	-16.2	27,328	20,259	-25.9
EAST TIMOR	8,812	10,069	14.3	6,862	7,512	9.5
UNITED STATES	32,361,217	52,699,409	62.9	31,802,056	46,685,123	46.8
CANADA	9,356,999	12,981,486	38.7	7,380,751	10,399,584	40.9
MEXICO	233,305	837,922	259.2	247,168	809,623	227.6
GUATEMALA	278,732	590,898	112.0	217,285	480,559	121.2
HONDURAS	0	76,044	-	0	49,238	-
NICARAGUA	422,423	449,668	6.5	207,492	260,946	25.8
PANAMA	361,181	307,267	-14.9	290,288	275,493	-5.1
CUBA	39,138	18,503	-52.7	37,634	13,032	-65.4
CURACAO	0	23,681	-	0	15,932	-
SURINAME	0	19,151	-	0	31,988	-
CHILE	371,234	315,860	-14.9	431,070	427,094	-0.9
VENEZUELA	812,236	1,201,468	47.9	672,587	1,192,441	77.3
ARGENTINA	519,885	553,331	6.4	580,669	649,417	11.8
BRAZIL	638	9,644,665	1,511,603.0	1,508	7,818,042	518,337.8
COLOMBIA	1,001,436	770,762	-23.0	923,362	919,769	-0.4
BOLIVIA	604	0	-100.0	740	0	-100.0
URUGUAY	32,080	81,008	152.5	41,119	88,641	115.6
PARAGUAY	71,551	115,808	61.9	92,678	146,948	58.6
ECUADOR	1,149,215	436,673	-62.0	996,054	606,075	-39.2
PERU	1,155,356	1,649,380	42.8	1,180,198	1,675,497	42.0
GUYANA	3,112	0	-100.0	4,536	0	-100.0
TRINIDAD AND TOBAGO	24,664	99,847	304.8	20,172	74,054	267.1
BAHAMAS	24,067	0	-100.0	15,669	0	-100.0
JAMAICA	91	60,986	66,917.6	605	71,751	11,759.7
PUERTO RICO	98,655	144,340	46.3	113,382	136,148	20.1
BELIZE	5,590	1,542	-72.4	8,363	5,672	-32.2
DOMINICAN REPUBLIC	473,979	153,484	-67.6	366,284	161,198	-56.0
EL SALVADOR	401,443	1,309,610	226.2	313,183	807,437	157.8
COSTA RICA	105,380	1,391,968	1,220.9	118,501	866,819	631.5
HAITI	25,402	206,474	712.8	10,415	231,992	2,127.5
ANTIGUA AND BARBUDA	0	2,636	-	0	9,400	-
DOMINICA	1,200	0	-100.0	2,539	0	-100.0
FRENCH GUIANA	0	37	-	0	20	-

TABEL 5. PERKEMBANGAN EKSPOR INDONESIA MENURUT KOMODITI DAN NEGARA TUJUAN

JENIS BARANG	BERAT BERSIH (KG)		PERUB	NILAI FOB (US \$)		PERUB
	JAN-APR 2005	JAN-APR 2006	%	JAN-APR 2005	JAN-APR 2006	%
(1)	(2)	(3)	(4)	(5)	(6)	(7)
FRENCH POLYNESIA	106,542	95,348	-10.5	106,344	83,457	-21.5
NETHERLANDS ANTILLES	8,125	234	-97.1	5,516	1,439	-73.9
GUADELOUPE	55,088	37,667	-31.6	61,438	30,402	-50.5
UNITED KINGDOM	4,563,727	6,877,410	50.7	5,320,490	6,776,130	27.4
NETHERLANDS	920,705	2,918,020	216.9	1,812,795	3,506,790	93.5
FRANCE	1,101,776	1,235,571	12.1	1,474,633	1,850,801	25.5
GERMANY, FED. REP. OF	1,710,268	1,451,585	-15.1	2,752,886	2,417,994	-12.2
AUSTRIA	728	1,703,995	233,965.3	1,194	1,134,121	94,885.0
BELGIUM	3,426,692	7,895,413	130.4	3,850,887	6,989,172	81.5
SWITZERLAND	17,827	27,762	55.7	51,184	61,971	21.1
DENMARK	452,159	408,833	-9.6	842,152	788,487	-6.4
NORWAY	63,080	255,034	304.3	187,899	228,731	21.7
SWEDEN	114,923	83,739	-27.1	206,472	216,343	4.8
FINLAND	150,794	163,985	8.8	279,260	326,842	17.0
IRELAND	1,194,978	825,692	-30.9	1,243,656	952,636	-23.4
ITALY	4,389,887	8,879,056	102.3	3,516,046	7,125,208	102.7
SPAIN	6,077,922	5,825,822	-4.2	5,703,314	5,326,021	-6.6
PORTUGAL	110	13,266	11,960.0	457	29,148	6,278.1
ICELAND	0	11,760	-	0	12,912	-
GREECE	2,236,157	1,918,385	-14.2	1,933,067	1,650,496	-14.6
LIECHTENSTEIN	100,236	128,487	28.2	249,082	328,855	32.0
CZECHOSLOVAKIA	168,145	555,885	230.6	137,996	498,315	261.1
HUNGARY	297	11,057	3,622.9	599	17,098	2,754.4
POLAND	114,495	130,330	13.8	177,128	222,505	25.6
ROMANIA	25,541	115,426	351.9	55,452	76,777	38.5
BULGARIA	3,077	4,383	42.4	7,718	9,806	27.1
YUGOSLAVIA	38,498	0	-100.0	28,103	0	-100.0
KAZAKHSTAN	137	0	-100.0	1,750	0	-100.0
KYRGYZSTAN	0	87,320	-	0	62,178	-
UKRAINE	663,499	462,580	-30.3	703,758	554,692	-21.2
UZBEKISTAN	14	0	-100.0	121	0	-100.0
LITHUANIA	24,734	36,600	48.0	31,104	34,639	11.4
LATVIA	104,110	57,722	-44.6	101,310	43,868	-56.7
ESTONIA	0	23,095	-	0	24,953	-
GEORGIA	215,101	931,871	333.2	171,651	658,169	283.4
CROATIA	129,501	3,738	-97.1	131,873	4,595	-96.5
MALTA	47,879	237,602	396.3	49,163	186,449	279.3
SLOVAKIA	0	93	-	0	204	-
SLOVENIA	332,477	233,265	-29.8	254,647	220,800	-13.3
CZECH REPUBLIC	335	283	-15.5	10	1,204	11,940.0
RUSSIA FEDERATION	926,310	1,581,279	70.7	1,065,108	1,728,873	62.3
<b>-GLISEROL DAN LARUTAN ALKALI</b>	<b>8,849,144</b>	<b>6,125,622</b>	<b>-30.8</b>	<b>4,422,382</b>	<b>2,021,751</b>	<b>-54.3</b>
JAPAN	1,475,591	2,224,350	50.7	630,548	718,966	14.0
KOREA, REPUBLIC OF	510,064	178,630	-65.0	303,485	104,125	-65.7
TAIWAN	345,926	100,000	-71.1	245,739	59,130	-75.9
CHINA	1,383,080	2,060,000	48.9	755,256	395,183	-47.7
THAILAND	180,000	12	-100.0	118,100	227	-99.8
PHILIPPINES	892,710	457,700	-48.7	395,458	93,037	-76.5
MALAYSIA	0	20,000	-	0	12,132	-
BANGLADESH	20,000	20,000	0.0	15,750	12,560	-20.3
IRAN (ISLAMIC REPUBLIC OF)	20,000	0	-100.0	15,400	0	-100.0
SAUDI ARABIA	0	100,000	-	0	60,000	-
JORDAN	0	140,000	-	0	80,500	-
TURKEY	0	20,000	-	0	11,586	-
UNITED ARAB EMIRATES	100,000	80,000	-20.0	79,700	45,600	-42.8
EGYPT	120,000	100,000	-16.7	72,000	54,500	-24.3
SUDAN	220,000	260,000	18.2	132,000	156,000	18.2
ETHIOPIA	60,000	0	-100.0	36,000	0	-100.0
KENYA	60,000	0	-100.0	64,000	0	-100.0

TABEL 5. PERKEMBANGAN EKSPOR INDONESIA MENURUT KOMODITI DAN NEGARA TUJUAN

JENIS BARANG	BERAT BERSIH (KG)		PERUB	NILAI FOB (US \$)		PERUB
	JAN-APR 2005	JAN-APR 2006	%	JAN-APR 2005	JAN-APR 2006	%
(1)	(2)	(3)	(4)	(5)	(6)	(7)
CAMEROON	20,000	0	-100.0	22,000	0	-100.0
SOUTH AFRICA	1,011,675	40,000	-96.1	263,036	25,420	-90.3
AUSTRALIA	119,980	40,000	-66.7	86,373	25,771	-70.2
NEW ZEALAND	20,000	20,000	0.0	15,400	11,400	-26.0
UNITED STATES	2,130,118	208,780	-90.2	1,048,850	120,717	-88.5
CANADA	60,000	56,150	-6.4	46,136	34,897	-24.4
RUSSIA FEDERATION	100,000	0	-100.0	77,151	0	-100.0
<b>-MARGARIN DAN LEMAK LAINNYA</b>	<b>86,504,161</b>	<b>109,599,197</b>	<b>26.7</b>	<b>41,091,412</b>	<b>51,826,146</b>	<b>26.1</b>
JAPAN	107,147	197,536	84.4	89,382	149,074	66.8
HONG KONG	7,199,762	8,398,241	16.7	2,536,081	3,009,669	18.7
KOREA, REPUBLIC OF	24,506	102,454	318.1	17,924	56,200	213.6
TAIWAN	94,552	192,924	104.0	49,500	98,652	99.3
CHINA	1,351,997	13,914,367	929.2	545,584	5,727,740	949.8
PAPUA NEW GUINEA	630,624	305,306	-51.6	311,673	178,389	-42.8
THAILAND	0	200	-	0	5	-
SINGAPORE	71,651	67,185	-6.2	100,440	29,855	-70.3
PHILIPPINES	1,872,552	899,725	-52.0	775,767	388,153	-50.0
MALAYSIA	50,992	33,796	-33.7	80,623	25,810	-68.0
MYANMAR (FORM. BURMA)	176,017	122,560	-30.4	114,141	49,651	-56.5
CAMBODIA	0	21,600	-	0	9,504	-
VIET NAM	3,472,400	5,308,470	52.9	1,503,165	2,136,638	42.1
MALDIVES	13,194	29,706	125.2	10,285	18,617	81.0
INDIA	42,800	732,937	1,612.5	19,184	317,761	1,556.4
SRI LANKA	5,228,519	5,860,000	12.1	2,312,161	2,539,920	9.9
IRAQ	32,533,320	36,371,649	11.8	16,869,001	19,115,340	13.3
IRAN (ISLAMIC REPUBLIC OF)	397,440	0	-100.0	200,703	0	-100.0
SAUDI ARABIA	1,635,669	1,228,725	-24.9	750,742	562,799	-25.0
KUWAIT	74,499	32,700	-56.1	42,936	23,870	-44.4
OMAN	80,399	40,100	-50.1	39,248	17,684	-54.9
SYRIA ARAB REPUBLIC	245,000	936,000	282.0	122,479	430,560	251.5
TURKEY	140,000	660,000	371.4	63,000	294,200	367.0
UNITED ARAB EMIRATES	236,891	180,780	-23.7	179,029	85,984	-52.0
QATAR	20,250	40,500	100.0	9,315	17,618	89.1
BAHRAIN	40,500	20,250	-50.0	17,820	8,647	-51.5
CYPRUS	20,250	19,500	-3.7	8,505	8,327	-2.1
EGYPT	1,002,200	601,600	-40.0	434,765	279,424	-35.7
ALGERIA	3,103,040	4,027,222	29.8	1,428,728	1,836,198	28.5
SUDAN	534,130	401,538	-24.8	243,546	195,613	-19.7
ETHIOPIA	166,400	241,520	45.1	74,712	107,888	44.4
TANZANIA, UNITED REPUBLIC OF	190,499	309,190	62.3	83,942	143,552	71.0
KENYA	20,000	0	-100.0	14,600	0	-100.0
MOZAMBIQUE	164,436	565,199	243.7	77,592	273,554	252.6
EQUATORIAL GUINEA	49,337	0	-100.0	28,317	0	-100.0
TOGO	326,829	536,461	64.1	167,728	282,543	68.5
GHANA	1,409,667	3,081,559	118.6	651,589	1,542,512	136.7
LIBERIA	189,935	202,403	6.6	103,126	108,726	5.4
GUINEA	0	17,190	-	0	9,626	-
ANGOLA	2,419,285	2,774,084	14.7	1,159,572	1,398,050	20.6
CONGO	512,483	236,160	-53.9	257,276	121,860	-52.6
CAMEROON	96,999	51,797	-46.6	41,384	29,453	-28.8
NIGERIA	690,252	567,548	-17.8	348,648	272,467	-21.9
SIERRA LEONE	196,194	128,874	-34.3	99,857	61,915	-38.0
GABON	16,498	16,358	-0.9	9,525	9,338	-2.0
COTE D'IVOIRE	313,800	100,000	-68.1	141,114	44,400	-68.5
MAURITANIA	0	16	-	0	10	-
BENIN	2,019,508	3,677,951	82.1	1,009,427	1,763,215	74.7
GAMBIA	15,767	31,680	100.9	6,916	17,424	151.9
DJIBOUTI	255,904	411,180	60.7	114,795	200,028	74.3
SAINT HELENA	20,000	0	-100.0	11,000	0	-100.0

TABEL 5. PERKEMBANGAN EKSPOR INDONESIA MENURUT KOMODITI DAN NEGARA TUJUAN

JENIS BARANG	BERAT BERSIH (KG)		PERUB	NILAI FOB (US \$)		PERUB
	JAN-APR 2005	JAN-APR 2006	%	JAN-APR 2005	JAN-APR 2006	%
(1)	(2)	(3)	(4)	(5)	(6)	(7)
SAO TOME AND PRINCIPE	126,839	36,400	-71.3	69,704	20,800	-70.2
SOUTH AFRICA	575,104	1,272,991	121.4	273,307	944,102	245.4
MALAWI	35,840	18,309	-48.9	17,640	9,909	-43.8
MAURITIUS	0	13,673	-	0	9,295	-
ZAIRE	0	53,184	-	0	28,778	-
AUSTRALIA	260,812	301,975	15.8	126,430	142,808	13.0
NEW ZEALAND	1,037,488	1,082,576	4.4	620,384	617,962	-0.4
MICRONESIA, FEDERATED STATES OF	0	5,475	-	0	2,464	-
NEW CALEDONIA	15,000	0	-100.0	12,915	0	-100.0
VANUATU	0	1,349	-	0	1,073	-
SOLOMON ISLANDS	0	4,472	-	0	4,802	-
TONGA	4,000	0	-100.0	1,153	0	-100.0
EAST TIMOR	30,663	29,276	-4.5	47,044	20,084	-57.3
UNITED STATES	2,998	68,425	2,182.4	3,487	38,802	1,012.8
CANADA	81,600	40,500	-50.4	52,224	20,655	-60.5
SURINAME	0	30,475	-	0	28,700	-
GUYANA	0	19,958	-	0	8,762	-
TRINIDAD AND TOBAGO	0	260,263	-	0	126,930	-
JAMAICA	730,219	1,214,512	66.3	301,703	522,578	73.2
COSTA RICA	0	60,063	-	0	28,980	-
NETHERLANDS	575	1,515,840	263,524.4	301	511,962	169,987.0
GERMANY, FED. REP. OF	0	56,000	-	0	24,850	-
ITALY	200	0	-100.0	86	0	-100.0
SPAIN	0	38,000	-	0	18,240	-
GREECE	0	21,029	-	0	10,498	-
CZECHOSLOVAKIA	677,429	168,750	-75.1	336,035	85,743	-74.5
HUNGARY	99,720	84,800	-15.0	38,912	35,912	-7.7
POLAND	81,600	0	-100.0	38,352	0	-100.0
ROMANIA	511,999	1,518,480	196.6	208,012	681,346	227.6
BULGARIA	0	520,000	-	0	228,800	-
KAZAKHSTAN	86,000	0	-100.0	41,360	0	-100.0
UKRAINE	2,152,484	1,346,242	-37.5	1,082,361	698,439	-35.5
UZBEKISTAN	84,000	0	-100.0	35,280	0	-100.0
LITHUANIA	42,000	0	-100.0	20,379	0	-100.0
SLOVENIA	170,000	130,000	-23.5	81,800	57,600	-29.6
CZECH REPUBLIC	40,500	40,500	0.0	17,415	19,238	10.5
RUSSIA FEDERATION	10,182,997	5,948,939	-41.6	4,388,281	2,877,571	-34.4
<b>-SABUN MANDI DAN CUCI</b>	<b>144,811,728</b>	<b>157,758,804</b>	<b>8.9</b>	<b>104,874,822</b>	<b>112,102,334</b>	<b>6.9</b>
JAPAN	4,300,375	3,932,023	-8.6	3,722,439	3,675,049	-1.3
HONG KONG	1,831,798	2,372,108	29.5	1,410,909	1,601,450	13.5
REPUBLIC	30,816	0	-100.0	19,753	0	-100.0
KOREA, REPUBLIC OF	1,444,907	1,166,314	-19.3	975,213	1,183,683	21.4
TAIWAN	1,429,874	2,234,902	56.3	1,347,618	2,040,858	51.4
CHINA	10,291,588	12,460,421	21.1	5,238,099	6,483,532	23.8
MONGOLIA	885,320	780,705	-11.8	424,892	365,237	-14.0
PAPUA NEW GUINEA	3,197,940	2,684,621	-16.1	1,613,323	1,501,024	-7.0
THAILAND	2,312,986	3,623,909	56.7	1,837,778	2,519,182	37.1
SINGAPORE	7,557,822	8,033,879	6.3	7,315,422	8,275,186	13.1
PHILIPPINES	4,358,960	3,894,975	-10.6	4,022,885	3,456,395	-14.1
MALAYSIA	19,602,969	19,231,676	-1.9	15,597,595	15,319,775	-1.8
MYANMAR (FORM. BURMA)	1,077,093	398,127	-63.0	543,445	217,345	-60.0
CAMBODIA	13,823	22,995	66.4	22,659	19,540	-13.8
BRUNEI DARUSSALAM	107,096	182,607	70.5	229,230	314,229	37.1
NEPAL	133,798	16,813	-87.4	140,139	19,780	-85.9
VIET NAM	1,101,058	1,346,364	22.3	1,589,705	1,489,829	-6.3
MALDIVES	565,757	590,269	4.3	474,067	497,036	4.9
INDIA	8,002,691	4,545,876	-43.2	4,216,776	2,965,441	-29.7
PAKISTAN	3,627,510	872,078	-76.0	2,442,234	957,897	-60.8
BANGLADESH	1,635,818	82,000	-95.0	846,086	62,607	-92.6

TABEL 5. PERKEMBANGAN EKSPOR INDONESIA MENURUT KOMODITI DAN NEGARA TUJUAN

JENIS BARANG	BERAT BERSIH (KG)		PERUB	NILAI FOB (US \$)		PERUB
	JAN-APR 2005	JAN-APR 2006	%	JAN-APR 2005	JAN-APR 2006	%
(1)	(2)	(3)	(4)	(5)	(6)	(7)
SRI LANKA	272,413	219,758	-19.3	304,545	192,664	-36.7
AFGHANISTAN	55,440	23,374	-57.8	50,081	37,131	-25.9
IRAQ	1,976,736	1,834,145	-7.2	1,287,266	1,493,075	16.0
IRAN (ISLAMIC REPUBLIC OF)	261,774	186,039	-28.9	267,561	204,710	-23.5
SAUDI ARABIA	474,081	615,862	29.9	509,534	652,998	28.2
KUWAIT	37,938	37,209	-1.9	38,639	38,994	0.9
JORDAN	18,989	32,934	73.4	21,987	35,918	63.4
LEBANON	233,382	222,582	-4.6	196,221	187,106	-4.7
YEMEN	1,861,724	962,577	-48.3	1,496,277	864,141	-42.3
OMAN	0	600,000	-	0	257,200	-
SYRIA ARAB REPUBLIC	0	12,627	-	0	10,253	-
TURKEY	16,800	0	-100.0	60,752	0	-100.0
UNITED ARAB EMIRATES	3,291,068	3,710,487	12.7	3,571,840	2,591,623	-27.4
QATAR	1,836	42	-97.7	4,071	651	-84.0
BAHRAIN	11,520	11,520	0.0	10,323	11,595	12.3
CYPRUS	14,598	30,300	107.6	18,733	38,090	103.3
EGYPT	3,309,511	3,436,450	3.8	1,788,776	1,807,510	1.1
LIBYAN ARAB JAMAHIRIYA	294,055	630,701	114.5	137,206	1,006,310	633.4
MOROCCO	32,067	0	-100.0	15,839	0	-100.0
ALGERIA	4,019,503	2,259,999	-43.8	1,417,188	859,845	-39.3
SUDAN	461,580	332,978	-27.9	462,250	337,398	-27.0
ERITREA	416,977	44,000	-89.5	214,880	28,160	-86.9
NAMIBIA	143,325	215,632	50.5	133,770	202,587	51.4
ETHIOPIA	3,333,912	6,732,257	101.9	1,500,467	3,349,470	123.2
TANZANIA, UNITED REPUBLIC OF	475,388	1,180,381	148.3	298,048	885,829	197.2
MADAGASCAR	717,078	1,136,056	58.4	532,689	855,034	60.5
SOMALIA	0	303,986	-	0	137,897	-
KENYA	1,156,879	412,019	-64.4	748,082	260,065	-65.2
REUNION	117	82	-29.9	247	199	-19.4
MOZAMBIQUE	1,339,464	1,185,518	-11.5	980,014	938,508	-4.2
EQUATORIAL GUINEA	219,937	281,605	28.0	153,156	206,473	34.8
TOGO	1,639,078	2,248,216	37.2	1,431,782	1,491,311	4.2
GHANA	3,058,447	2,484,837	-18.8	2,287,400	1,806,065	-21.0
LIBERIA	560,651	737,999	31.6	396,877	506,401	27.6
GUINEA	62,493	321,606	414.6	58,483	215,100	267.8
ANGOLA	4,323,843	9,035,851	109.0	3,452,087	5,238,982	51.8
CONGO	930,188	1,999,825	115.0	576,734	1,212,269	110.2
CAMEROON	500,771	755,564	50.9	351,888	530,381	50.7
NIGERIA	7,652,688	10,305,224	34.7	5,773,035	5,429,143	-6.0
SIERRA LEONE	704,732	703,141	-0.2	693,901	535,640	-22.8
GABON	169,672	301,511	77.7	124,527	206,386	65.7
COTE D'IVOIRE	115,384	62,481	-45.9	83,488	46,850	-43.9
SENEGAL	517,022	847,849	64.0	378,534	491,460	29.8
MAURITANIA	787,560	781,802	-0.7	562,085	479,132	-14.8
MALI	551,254	403,720	-26.8	396,547	296,331	-25.3
BENIN	3,851,946	6,129,025	59.1	3,614,195	5,066,502	40.2
BURKINA FASO	276,035	545,436	97.6	220,963	462,357	109.3
GUINEA BISSAU	0	126,717	-	0	60,825	-
GAMBIA	19,106	33,533	75.5	19,127	41,850	118.8
SEYCHELLES	87,770	177,929	102.7	34,609	104,958	203.3
UGANDA	28,577	69,120	141.9	28,083	67,200	139.3
CENTRAL AFRICAN REPUBLIC	234,156	134,689	-42.5	196,768	100,751	-48.8
NIGER	381,466	106,480	-72.1	450,137	76,438	-83.0
CHAD	11,469	0	-100.0	8,545	0	-100.0
DJIBOUTI	4,738,247	4,708,806	-0.6	2,299,292	2,720,302	18.3
SAO TOME AND PRINCIPE	35,086	111,542	217.9	32,412	67,321	107.7
SOUTH AFRICA	869,475	454,151	-47.8	573,874	327,536	-42.9
ZIMBABWE	0	23,909	-	0	23,928	-
ZAMBIA	14,852	0	-100.0	27,830	0	-100.0



TABEL 5. PERKEMBANGAN EKSPOR INDONESIA MENURUT KOMODITI DAN NEGARA TUJUAN

JENIS BARANG	BERAT BERSIH (KG)		PERUB	NILAI FOB (US \$)		PERUB
	JAN-APR 2005	JAN-APR 2006	%	JAN-APR 2005	JAN-APR 2006	%
(1)	(2)	(3)	(4)	(5)	(6)	(7)
MALAWI	1,827,410	3,293,504	80.2	595,893	1,161,252	94.9
COMOROS	43,940	45,058	2.5	28,155	42,554	51.1
BURUNDI	12,096	0	-100.0	11,550	0	-100.0
MAURITIUS	868,195	653,379	-24.7	526,948	352,580	-33.1
RWANDA	0	49,343	-	0	47,533	-
ZAIRE	95,550	61,719	-35.4	89,180	61,600	-30.9
AUSTRALIA	1,269,986	1,865,416	46.9	1,322,205	1,948,299	47.4
NEW ZEALAND	188,156	391,767	108.2	214,127	438,427	104.8
MICRONESIA, FEDERATED STATES OF	152,308	73,885	-51.5	112,493	55,650	-50.5
GUAM	60	28	-53.3	160	264	65.0
PALAU	6,532	3,058	-53.2	5,696	2,440	-57.2
NEW CALEDONIA	412	0	-100.0	386	0	-100.0
NORTHERN MARIANA ISLANDS	29,630	14	-100.0	40,103	67	-99.8
VANUATU	75,356	90,564	20.2	64,493	66,494	3.1
COOK ISLANDS	15,126	32,573	115.3	12,631	27,190	115.3
FIJI	1,275,624	1,872,732	46.8	655,544	1,068,548	63.0
KIRIBATI	82,317	169,190	105.5	66,226	133,752	102.0
MARSHALL ISLANDS	20,000	0	-100.0	20,300	0	-100.0
SAMOA	183,976	216,812	17.9	139,898	171,518	22.6
SOLOMON ISLANDS	129,253	120,838	-6.5	128,116	151,839	18.5
TONGA	35,202	39,818	13.1	20,608	45,721	121.9
TUVALU	37,845	0	-100.0	30,379	0	-100.0
EAST TIMOR	281,843	212,199	-24.7	306,508	202,162	-34.0
UNITED STATES	859,813	602,317	-30.0	645,606	599,091	-7.2
CANADA	3,437	372,173	10,728.4	18,285	321,854	1,660.2
MEXICO	15,000	15,000	0.0	27,719	27,604	-0.4
GUATEMALA	76,032	73,728	-3.0	73,090	67,250	-8.0
HONDURAS	24,768	0	-100.0	22,575	0	-100.0
PANAMA	500,523	700,127	39.9	442,363	627,596	41.9
SURINAME	84,315	23,103	-72.6	68,833	19,075	-72.3
CHILE	167,402	244,156	45.9	167,700	179,411	7.0
VENEZUELA	0	25,229	-	0	21,900	-
ARGENTINA	0	195	-	0	281	-
COLOMBIA	25,056	140,590	461.1	21,750	128,238	489.6
BOLIVIA	227,943	272,763	19.7	195,811	230,110	17.5
GUYANA	39,917	0	-100.0	34,650	0	-100.0
TRINIDAD AND TOBAGO	85,931	87,464	1.8	61,440	92,900	51.2
JAMAICA	585,000	300,000	-48.7	232,832	132,000	-43.3
BELIZE	44	251	470.5	144	1,250	768.1
DOMINICAN REPUBLIC	25,229	104,054	312.4	23,362	98,127	320.0
EL SALVADOR	49,536	24,768	-50.0	46,440	24,080	-48.2
COSTA RICA	65,146	25,229	-61.3	57,681	21,900	-62.0
HAITI	500,885	1,157,521	131.1	596,944	1,323,179	121.7
BARBADOS	0	10,474	-	0	14,085	-
CAPE VERDE	0	19,800	-	0	16,830	-
FRENCH POLYNESIA	8,291	1,085	-86.9	5,753	2,126	-63.1
NETHERLANDS ANTILLES	25,229	27,312	8.3	21,900	27,033	23.4
GUADELOUPE	0	16	-	0	83	-
UNITED KINGDOM	389,345	165,374	-57.5	517,352	170,868	-67.0
NETHERLANDS	148,842	278,197	86.9	182,912	384,565	110.3
FRANCE	276,867	336,783	21.6	192,487	206,306	7.2
GERMANY, FED. REP. OF	293	25,756	8,690.4	246	18,800	7,542.3
BELGIUM	274,204	283,911	3.5	143,917	279,318	94.1
SWITZERLAND	37	319	762.2	77	1,595	1,971.4
DENMARK	4	0	-100.0	17	0	-100.0
SWEDEN	48,220	0	-100.0	21,553	0	-100.0
ITALY	152,029	312,307	105.4	102,192	214,440	109.8
SPAIN	132,225	42,001	-68.2	206,118	67,980	-67.0
PORTUGAL	120,058	68	-99.9	61,028	100	-99.8

TABEL 5. PERKEMBANGAN EKSPOR INDONESIA MENURUT KOMODITI DAN NEGARA TUJUAN

JENIS BARANG	BERAT BERSIH (KG)		PERUB	NILAI FOB (US \$)		PERUB
	JAN-APR 2005	JAN-APR 2006	%	JAN-APR 2005	JAN-APR 2006	%
(1)	(2)	(3)	(4)	(5)	(6)	(7)
GREECE	61,255	62,380	1.8	99,505	60,963	-38.7
CZECHOSLOVAKIA	887,670	1,628,829	83.5	767,381	1,490,933	94.3
POLAND	605,252	141,285	-76.7	313,547	72,780	-76.8
BULGARIA	62,805	49,053	-21.9	58,856	46,815	-20.5
YUGOSLAVIA	136	0	-100.0	249	0	-100.0
UKRAINE	1,138,500	2,197,324	93.0	516,919	1,013,136	96.0
LITHUANIA	14,471	0	-100.0	13,261	0	-100.0
MALTA	419,127	0	-100.0	196,370	0	-100.0
RUSSIA FEDERATION	15	81,220	541,366.7	446	57,914	12,885.2
<b>-BAHAN CELUP ORGANIK SINTETIK</b>	<b>12,739,596</b>	<b>13,944,340</b>	<b>9.5</b>	<b>37,453,268</b>	<b>41,366,098</b>	<b>10.5</b>
JAPAN	1,180,649	1,015,513	-14.0	3,995,340	3,422,645	-14.3
HONG KONG	538,730	797,740	48.1	1,620,570	2,526,156	55.9
KOREA, REPUBLIC OF	303,152	389,666	28.5	577,975	1,223,952	111.8
TAIWAN	478,781	792,961	65.6	1,237,467	3,160,046	155.4
CHINA	1,635,609	1,848,443	13.0	3,135,066	4,166,195	32.9
THAILAND	263,822	187,314	-29.0	658,381	545,022	-17.2
SINGAPORE	2,401,644	1,924,605	-19.9	10,728,553	9,791,003	-8.7
PHILIPPINES	170,947	104,735	-38.7	83,118	61,133	-26.5
MALAYSIA	192,486	85,025	-55.8	305,386	281,514	-7.8
CAMBODIA	300	64,939	21,546.3	100	157,753	157,653.0
BRUNEI DARUSSALAM	27	0	-100.0	16	0	-100.0
NEPAL	150,000	50,000	-66.7	201,355	72,771	-63.9
VIET NAM	138,745	84,757	-38.9	434,349	282,906	-34.9
INDIA	1,933,622	2,103,396	8.8	2,604,189	2,143,395	-17.7
PAKISTAN	260,279	285,016	9.5	210,362	224,855	6.9
BANGLADESH	424,299	425,170	0.2	648,611	889,638	37.2
SRI LANKA	8,778	10,400	18.5	35,496	59,733	68.3
IRAN (ISLAMIC REPUBLIC OF)	13,587	23,998	76.6	34,370	49,500	44.0
SAUDI ARABIA	0	19,597	-	0	38,017	-
JORDAN	9,500	0	-100.0	12,098	0	-100.0
TURKEY	318,521	290,510	-8.8	1,089,078	1,142,256	4.9
UNITED ARAB EMIRATES	0	2,000	-	0	7,344	-
EGYPT	3,499	800	-77.1	16,600	9,040	-45.5
TANZANIA, UNITED REPUBLIC OF	0	18,601	-	0	27,782	-
NIGERIA	11,320	12,542	10.8	18,555	24,925	34.3
SOUTH AFRICA	11,706	12,160	3.9	38,755	42,172	8.8
AUSTRALIA	22,278	13,502	-39.4	67,489	58,195	-13.8
NEW ZEALAND	926	449	-51.5	1,777	4,567	157.0
NEW CALEDONIA	0	40,000	-	0	48,548	-
FIJI	9	0	-100.0	1	0	-100.0
UNITED STATES	411,568	1,819,541	342.1	1,400,123	3,051,620	118.0
CANADA	4,550	90	-98.0	27,107	230	-99.2
MEXICO	117,897	160,216	35.9	322,243	695,500	115.8
CHILE	0	2,999	-	0	9,110	-
ARGENTINA	9,000	27,994	211.0	22,410	91,840	309.8
BRAZIL	184,443	238,143	29.1	698,285	1,323,363	89.5
COLOMBIA	2,800	0	-100.0	20,561	0	-100.0
UNITED KINGDOM	62,498	57,623	-7.8	463,901	281,061	-39.4
NETHERLANDS	37,312	7,950	-78.7	148,789	21,802	-85.4
FRANCE	0	16	-	0	66	-
GERMANY, FED. REP. OF	948,928	617,001	-35.0	4,950,165	4,107,016	-17.0
BELGIUM	46,532	17,293	-62.8	289,287	88,606	-69.4
SWITZERLAND	12,073	23,996	98.8	42,881	95,400	122.5
DENMARK	9,999	0	-100.0	35,325	0	-100.0
ITALY	86,276	92,738	7.5	274,226	311,261	13.5
SPAIN	296,514	218,663	-26.3	884,445	698,802	-21.0
POLAND	35,986	56,238	56.3	118,311	129,358	9.3
RUSSIA FEDERATION	4	0	-100.0	152	0	-100.0
<b>-PREPARAT PEMBASMI KUMAN, DLL</b>	<b>11,707,847</b>	<b>16,540,072</b>	<b>41.3</b>	<b>23,541,044</b>	<b>35,735,045</b>	<b>51.8</b>

TABEL 5. PERKEMBANGAN EKSPOR INDONESIA MENURUT KOMODITI DAN NEGARA TUJUAN

JENIS BARANG	BERAT BERSIH (KG)		PERUB	NILAI FOB (US \$)		PERUB
	JAN-APR 2005	JAN-APR 2006	%	JAN-APR 2005	JAN-APR 2006	%
(1)	(2)	(3)	(4)	(5)	(6)	(7)
JAPAN	1,335,739	2,008,134	50.3	1,521,735	3,791,076	149.1
HONG KONG	170,882	41,518	-75.7	233,124	115,252	-50.6
KOREA, REPUBLIC OF	418,062	353,910	-15.4	886,529	810,040	-8.6
TAIWAN	1,029,109	469,392	-54.4	1,237,387	827,374	-33.1
CHINA	198,202	468,736	136.5	1,632,280	4,137,566	153.5
PAPUA NEW GUINEA	35,583	60,463	69.9	28,659	44,700	56.0
THAILAND	1,370,761	1,949,033	42.2	2,876,216	3,863,626	34.3
SINGAPORE	317,521	2,277,803	617.4	368,137	2,296,512	523.8
PHILIPPINES	483,765	807,918	67.0	1,853,702	1,991,927	7.5
MALAYSIA	1,358,872	1,546,464	13.8	4,909,074	4,129,761	-15.9
MYANMAR (FORM. BURMA)	61,440	30,720	-50.0	35,020	19,046	-45.6
BRUNEI DARUSSALAM	590	425	-28.0	3,397	895	-73.7
VIET NAM	633,227	505,233	-20.2	2,881,153	1,979,997	-31.3
MALDIVES	31,144	16,940	-45.6	36,059	27,964	-22.5
INDIA	108,241	148,299	37.0	68,618	108,891	58.7
PAKISTAN	762,848	1,063,563	39.4	571,177	1,217,073	113.1
BANGLADESH	64,297	195,968	204.8	172,271	375,682	118.1
SRI LANKA	209,855	12,557	-94.0	215,068	32,656	-84.8
SAUDI ARABIA	0	2,869	-	0	45,035	-
JORDAN	454	0	-100.0	5,257	0	-100.0
LEBANON	87,570	91,078	4.0	92,184	92,326	0.2
YEMEN	1,224	0	-100.0	6,289	0	-100.0
OMAN	328	244	-25.6	1,629	3,992	145.1
UNITED ARAB EMIRATES	62,308	96,518	54.9	42,157	62,434	48.1
ALGERIA	0	20,820	-	0	22,069	-
SUDAN	0	6,754	-	0	37,299	-
ERITREA	1,340	0	-100.0	3,553	0	-100.0
TANZANIA, UNITED REPUBLIC OF	20,448	28,274	38.3	12,960	16,778	29.5
MADAGASCAR	211,066	481,540	128.2	155,130	329,496	112.4
KENYA	40,600	184,604	354.7	28,054	154,170	449.6
REUNION	0	45,749	-	0	21,354	-
MOZAMBIQUE	0	41,760	-	0	27,734	-
EQUATORIAL GUINEA	0	4,130	-	0	11,381	-
TOGO	80,146	62,533	-22.0	58,026	43,586	-24.9
GHANA	501,838	61,823	-87.7	358,561	43,682	-87.8
GUINEA	0	21,600	-	0	11,344	-
ANGOLA	1,500	0	-100.0	1,054	0	-100.0
CONGO	0	42,600	-	0	27,936	-
CAMEROON	0	190	-	0	140	-
NIGERIA	956	0	-100.0	6,027	0	-100.0
GABON	20,500	0	-100.0	17,625	0	-100.0
COTE D'IVOIRE	50,724	105,450	107.9	48,424	84,807	75.1
SENEGAL	41,000	0	-100.0	34,475	0	-100.0
BENIN	20,160	1,961	-90.3	12,816	6,216	-51.5
GAMBIA	1,848	2,564	38.7	8,824	4,370	-50.5
UGANDA	107,775	0	-100.0	64,808	0	-100.0
NIGER	0	20,160	-	0	12,816	-
SOUTH AFRICA	67,996	232,039	241.3	75,670	243,889	222.3
ZIMBABWE	0	20,798	-	0	22,570	-
MALAWI	0	40,320	-	0	26,496	-
MAURITIUS	75,967	248,184	226.7	84,485	207,591	145.7
VIRGIN ISLANDS (BRITISH)	0	189	-	0	2,924	-
AUSTRALIA	103,852	119,610	15.2	102,722	113,002	10.0
NEW ZEALAND	9,165	7,959	-13.2	726,092	623,847	-14.1
GUAM	2,250	2,250	0.0	3,167	5,868	85.3
NEW CALEDONIA	0	15,885	-	0	31,260	-
VANUATU	2,000	267	-86.7	1,480	476	-67.8
AMERICAN SAMOA	7,275	14,550	100.0	10,937	28,286	158.6
COOK ISLANDS	0	4,351	-	0	4,181	-

TABEL 5. PERKEMBANGAN EKSPOR INDONESIA MENURUT KOMODITI DAN NEGARA TUJUAN

JENIS BARANG	BERAT BERSIH (KG)		PERUB	NILAI FOB (US \$)		PERUB
	JAN-APR 2005	JAN-APR 2006	%	JAN-APR 2005	JAN-APR 2006	%
(1)	(2)	(3)	(4)	(5)	(6)	(7)
FIJI	0	62,491	-	0	53,615	-
KIRIBATI	1,125	0	-100.0	1,347	0	-100.0
SAMOA	53,928	63,525	17.8	44,195	55,000	24.5
SOLOMON ISLANDS	840	138	-83.6	768	265	-65.5
TONGA	0	862	-	0	1,373	-
EAST TIMOR	20,720	2,114	-89.8	30,656	968	-96.8
UNITED STATES	32,718	17,440	-46.7	25,528	1,218,118	4,671.7
MEXICO	145,706	685,873	370.7	177,594	827,357	365.9
GUATEMALA	54,000	118,878	120.1	52,920	104,657	97.8
HONDURAS	90,000	554,762	516.4	88,200	456,772	417.9
NICARAGUA	54,000	158,504	193.5	52,920	129,061	143.9
PANAMA	0	20,250	-	0	16,407	-
SURINAME	1,008	1,246	23.6	16,872	21,248	25.9
VENEZUELA	14,220	0	-100.0	12,704	0	-100.0
ARGENTINA	0	44,200	-	0	29,622	-
PERU	0	8,595	-	0	98,594	-
TRINIDAD AND TOBAGO	0	27,228	-	0	26,393	-
JAMAICA	100,667	77,758	-22.8	126,457	119,765	-5.3
DOMINICAN REPUBLIC	132,000	18,082	-86.3	147,840	19,906	-86.5
EL SALVADOR	18,000	158,504	780.6	17,640	132,469	651.0
COSTA RICA	15,120	16,643	10.1	17,337	15,093	-12.9
HAITI	132,967	188,554	41.8	114,946	144,124	25.4
BARBADOS	8,250	18,082	119.2	8,744	20,410	133.4
FRENCH GUIANA	7,619	0	-100.0	15,798	0	-100.0
FRENCH POLYNESIA	0	20,309	-	0	18,868	-
MARTINIQUE	7,980	0	-100.0	10,671	0	-100.0
NETHERLANDS ANTILLES	0	611	-	0	1,506	-
UNITED KINGDOM	0	28	-	0	180	-
NETHERLANDS	14,467	11	-99.9	13,935	48	-99.7
FRANCE	0	490	-	0	518	-
GERMANY, FED. REP. OF	59,275	13	-100.0	120,461	66	-100.0
BELGIUM	198,000	0	-100.0	324,720	0	-100.0
SWITZERLAND	0	122	-	0	4,500	-
DENMARK	17,500	72	-99.6	11,750	136	-98.8
NORWAY	0	7	-	0	32	-
SWEDEN	0	29	-	0	120	-
IRELAND	34,560	84	-99.8	128,376	40	-100.0
ITALY	222,506	156,459	-29.7	325,816	3,922,129	1,103.8
SPAIN	0	7	-	0	20	-
GREECE	44,999	50,394	12.0	70,150	62,482	-10.9
CZECHOSLOVAKIA	78,270	20,160	-74.2	44,434	13,536	-69.5
LATVIA	36,974	60,848	64.6	46,253	80,254	73.5
<b>-DAMAR TIRUAN, BAHAN PLASTIK</b>	<b>351,029,354</b>	<b>398,415,716</b>	<b>13.5</b>	<b>502,196,746</b>	<b>538,924,951</b>	<b>7.3</b>
JAPAN	75,755,891	75,686,976	-0.1	115,903,012	115,168,342	-0.6
HONG KONG	19,776,261	22,463,557	13.6	15,981,599	16,573,816	3.7
REPUBLIC	12,249	12,870	5.1	13,557	32,256	137.9
KOREA, REPUBLIC OF	4,962,735	5,770,151	16.3	6,332,522	7,894,279	24.7
TAIWAN	3,616,902	5,851,799	61.8	6,525,580	10,458,621	60.3
CHINA	34,254,783	36,882,896	7.7	30,026,746	31,115,482	3.6
PAPUA NEW GUINEA	232,128	264,687	14.0	556,366	607,181	9.1
THAILAND	7,275,713	5,266,646	-27.6	14,925,722	15,572,688	4.3
SINGAPORE	24,513,678	25,760,527	5.1	34,396,585	35,861,908	4.3
PHILIPPINES	8,568,801	6,936,331	-19.1	15,642,315	15,955,624	2.0
MALAYSIA	27,085,169	27,651,754	2.1	36,144,032	36,029,645	-0.3
MYANMAR (FORM. BURMA)	1,094,724	1,077,519	-1.6	929,967	728,766	-21.6
CAMBODIA	102	30,961	30,253.9	892	68,875	7,621.4
BRUNEI DARUSSALAM	174,117	151,914	-12.8	278,622	221,583	-20.5
NEPAL	2,478,052	38,465	-98.5	2,954,645	73,012	-97.5
VIET NAM	15,562,728	9,241,192	-40.6	21,815,608	12,584,890	-42.3

TABEL 5. PERKEMBANGAN EKSPOR INDONESIA MENURUT KOMODITI DAN NEGARA TUJUAN

JENIS BARANG	BERAT BERSIH (KG)		PERUB	NILAI FOB (US \$)		PERUB
	JAN-APR 2005	JAN-APR 2006	%	JAN-APR 2005	JAN-APR 2006	%
(1)	(2)	(3)	(4)	(5)	(6)	(7)
MALDIVES	87,698	48,623	-44.6	96,527	65,685	-32.0
INDIA	13,422,374	12,822,581	-4.5	15,320,834	11,607,294	-24.2
PAKISTAN	563,681	1,046,562	85.7	1,569,164	2,504,004	59.6
BANGLADESH	5,036,048	8,665,832	72.1	4,981,634	7,678,478	54.1
SRI LANKA	758,840	3,135,186	313.2	1,567,126	3,269,517	108.6
IRAQ	2	0	-100.0	2	0	-100.0
IRAN (ISLAMIC REPUBLIC OF)	1,623,099	57,980	-96.4	1,774,441	124,943	-93.0
SAUDI ARABIA	1,012,895	2,129,662	110.3	2,680,071	3,608,070	34.6
KUWAIT	143,943	114,162	-20.7	271,811	293,144	7.9
JORDAN	46,782	53,476	14.3	98,119	85,591	-12.8
LEBANON	294,811	231,253	-21.6	462,901	453,061	-2.1
YEMEN	197,539	479,854	142.9	295,405	775,038	162.4
OMAN	88,166	85,986	-2.5	143,512	174,930	21.9
SYRIA ARAB REPUBLIC	240,017	132,965	-44.6	334,146	230,869	-30.9
TURKEY	7,790,332	15,304,760	96.5	8,685,985	12,096,170	39.3
UNITED ARAB EMIRATES	3,066,087	6,127,542	99.9	4,700,594	7,652,449	62.8
QATAR	9,848	27,583	180.1	25,941	80,568	210.6
BAHRAIN	54,908	32,525	-40.8	77,547	66,845	-13.8
CYPRUS	23,776	13,078	-45.0	44,530	27,070	-39.2
EGYPT	2,732,204	2,752,810	0.8	3,272,640	2,838,480	-13.3
LIBYAN ARAB JAMAHIRIYA	105,888	8,667	-91.8	192,593	48,600	-74.8
MOROCCO	26,282	33,311	26.7	51,641	37,764	-26.9
TUNISIA	23,445	26,391	12.6	47,964	57,784	20.5
ALGERIA	4,410	0	-100.0	25,200	0	-100.0
SUDAN	270,492	165,488	-38.8	413,804	411,033	-0.7
NAMIBIA	0	14,645	-	0	33,370	-
ETHIOPIA	170,569	154,948	-9.2	139,897	180,689	29.2
TANZANIA, UNITED REPUBLIC OF	471,851	487,081	3.2	648,459	656,009	1.2
MADAGASCAR	257,913	23,934	-90.7	337,622	33,290	-90.1
SOMALIA	43,780	0	-100.0	67,878	0	-100.0
KENYA	91,520	61,695	-32.6	204,183	203,703	-0.2
REUNION	52,859	80,214	51.8	79,850	107,770	35.0
MOZAMBIQUE	47,023	26,531	-43.6	40,573	32,965	-18.8
TOGO	22,091	106,228	380.9	14,483	157,252	985.8
GHANA	579,123	1,259,240	117.4	670,346	843,374	25.8
LIBERIA	47,758	53,122	11.2	53,438	59,192	10.8
GUINEA	332,673	1,563,535	370.0	346,637	1,742,905	402.8
ANGOLA	340,612	0	-100.0	484,993	0	-100.0
CONGO	67,983	15,886	-76.6	81,397	23,050	-71.7
CAMEROON	99,480	212,850	114.0	154,239	173,446	12.5
NIGERIA	928,827	2,984,517	221.3	1,847,568	4,631,066	150.7
GABON	36,056	18,000	-50.1	17,900	10,800	-39.7
COTE D'IVOIRE	24,648	11,957	-51.5	130,536	53,583	-59.0
SENEGAL	8,849	57,126	545.6	13,991	115,789	727.6
MAURITANIA	52,675	3,877	-92.6	75,573	5,465	-92.8
MALI	47,438	42,638	-10.1	32,223	28,987	-10.0
BENIN	25,371	57,872	128.1	25,857	50,065	93.6
BURKINA FASO	8,675	16,571	91.0	5,753	11,179	94.3
GUINEA BISSAU	0	119,700	-	0	466,830	-
GAMBIA	28,140	0	-100.0	37,278	0	-100.0
U.S. VIRGIN ISLANDS	16	0	-100.0	83	0	-100.0
SEYCHELLES	10,766	7,054	-34.5	33,932	17,071	-49.7
UGANDA	193	6,665	3,353.4	250	5,249	1,999.6
CENTRAL AFRICAN REPUBLIC	11,742	5,110	-56.5	8,109	7,322	-9.7
DJIBOUTI	359,021	85,933	-76.1	374,120	152,055	-59.4
SAO TOME AND PRINCIPE	0	1,893	-	0	1,470	-
SWAZILAND	156	0	-100.0	30	0	-100.0
SOUTH AFRICA	881,526	1,161,292	31.7	1,427,655	1,664,020	16.6
ZIMBABWE	3,513	9,180	161.3	2,931	9,241	215.3

TABEL 5. PERKEMBANGAN EKSPOR INDONESIA MENURUT KOMODITI DAN NEGARA TUJUAN

JENIS BARANG	BERAT BERSIH (KG)		PERUB	NILAI FOB (US \$)		PERUB
	JAN-APR 2005	JAN-APR 2006	%	JAN-APR 2005	JAN-APR 2006	%
(1)	(2)	(3)	(4)	(5)	(6)	(7)
ZAMBIA	0	21,000	-	0	26,603	-
MAURITIUS	668,367	1,285,833	92.4	871,560	1,484,013	70.3
RWANDA	0	1,710	-	0	4,664	-
VIRGIN ISLANDS (BRITISH)	0	98	-	0	850	-
AUSTRALIA	16,428,250	27,241,616	65.8	24,284,265	35,191,549	44.9
NEW ZEALAND	2,374,741	4,452,318	87.5	3,705,423	6,989,560	88.6
MICRONESIA, FEDERATED STATES OF	351	0	-100.0	202	0	-100.0
GUAM	84	283	236.9	217	2,153	892.2
PALAU	1	5	400.0	2	73	3,550.0
NEW CALEDONIA	30,640	30,064	-1.9	38,126	36,435	-4.4
NORTHERN MARIANA ISLANDS	13,033	18	-99.9	7,459	260	-96.5
VANUATU	112	817	629.5	184	1,091	492.9
WALLIS AND FUTUNA ISLANDS	0	1,010	-	0	417	-
AMERICAN SAMOA	873	0	-100.0	980	0	-100.0
COOK ISLANDS	223	0	-100.0	1,280	0	-100.0
FIJI	274,953	188,910	-31.3	553,729	630,448	13.9
MARSHALL ISLANDS	0	139	-	0	340	-
SAMOA	0	6,637	-	0	162,510	-
SOLOMON ISLANDS	996	4,082	309.8	1,473	1,941	31.8
TONGA	6,414	0	-100.0	5,446	0	-100.0
EAST TIMOR	832,512	1,337,653	60.7	1,346,520	1,956,073	45.3
UNITED STATES	35,933,817	48,703,022	35.5	64,980,818	78,720,292	21.1
CANADA	1,058,042	944,047	-10.8	2,882,276	2,205,592	-23.5
MEXICO	308,662	264,067	-14.5	770,495	680,774	-11.6
GUATEMALA	157,605	89,456	-43.2	186,600	127,417	-31.7
HONDURAS	22,283	23,339	4.7	52,920	40,766	-23.0
NICARAGUA	5,625	105	-98.1	115,855	46	-100.0
PANAMA	143,191	22,587	-84.2	282,482	59,418	-79.0
SURINAME	24,602	16,585	-32.6	32,722	103,458	216.2
CHILE	15,153	86,784	472.7	18,924	165,017	772.0
VENEZUELA	3,667	11,203	205.5	23,773	55,336	132.8
ARGENTINA	109,169	625,542	473.0	161,332	681,041	322.1
BRAZIL	92,370	1,636,079	1,671.2	155,241	2,014,783	1,197.8
COLOMBIA	16,245	128,551	691.3	133,833	428,590	220.2
URUGUAY	21	31,171	148,333.3	277	41,537	14,895.3
PARAGUAY	0	10,552	-	0	30,535	-
ECUADOR	29,974	11,069	-63.1	69,293	25,083	-63.8
PERU	129,829	81,960	-36.9	341,287	317,041	-7.1
GUYANA	18,689	0	-100.0	10,076	0	-100.0
TRINIDAD AND TOBAGO	0	750	-	0	2,913	-
JAMAICA	110	0	-100.0	2,054	0	-100.0
PUERTO RICO	59,866	24,291	-59.4	119,778	38,313	-68.0
BELIZE	6,931	2,916	-57.9	21,477	15,945	-25.8
DOMINICAN REPUBLIC	223	7,681	3,344.4	313	60,883	19,351.4
EL SALVADOR	0	17,588	-	0	23,467	-
COSTA RICA	3,535	14,085	298.4	10,366	37,242	259.3
HAITI	26,287	10,413	-60.4	57,655	23,182	-59.8
ANTIGUA AND BARBUDA	17,509	2,961	-83.1	8,235	21,014	155.2
ARUBA	6	0	-100.0	75	0	-100.0
BERMUDA	72	587	715.3	561	4,098	630.5
CAYMAN ISLANDS	244	0	-100.0	244	0	-100.0
FRENCH GUIANA	0	126	-	0	320	-
FRENCH POLYNESIA	2,894	2,204	-23.8	7,336	4,735	-35.5
MARTINIQUE	1,810	1,173	-35.2	4,499	1,572	-65.1
NETHERLANDS ANTILLES	12,970	8,517	-34.3	20,053	8,277	-58.7
GUADELOUPE	5,659	1,983	-65.0	9,285	5,526	-40.5
UNITED KINGDOM	3,558,795	8,471,499	138.0	7,138,840	12,360,459	73.1
NETHERLANDS	1,500,728	2,838,796	89.2	3,050,122	6,490,716	112.8
FRANCE	841,364	796,663	-5.3	2,732,848	3,325,659	21.7

TABEL 5. PERKEMBANGAN EKSPOR INDONESIA MENURUT KOMODITI DAN NEGARA TUJUAN

JENIS BARANG	BERAT BERSIH (KG)		PERUB	NILAI FOB (US \$)		PERUB
	JAN-APR 2005	JAN-APR 2006	%	JAN-APR 2005	JAN-APR 2006	%
(1)	(2)	(3)	(4)	(5)	(6)	(7)
GERMANY, FED. REP. OF	1,811,119	1,019,522	-43.7	4,027,183	2,661,492	-33.9
AUSTRIA	10,193	37,374	266.7	48,635	72,424	48.9
BELGIUM	2,783,780	914,666	-67.1	7,539,189	1,602,039	-78.8
SWITZERLAND	38,236	810,041	2,018.5	89,284	922,880	933.7
LUXEMBOURG	0	496	-	0	360	-
DENMARK	70,290	64,493	-8.3	163,371	199,713	22.3
NORWAY	18,641	24,732	32.7	39,003	64,353	65.0
SWEDEN	8,656	78,051	801.7	92,077	270,522	193.8
FINLAND	206,694	124,202	-39.9	325,897	197,497	-39.4
IRELAND	215,098	314,532	46.2	437,652	578,134	32.1
ITALY	1,938,870	561,799	-71.0	3,317,114	1,291,181	-61.1
SPAIN	600,903	910,720	51.6	1,633,715	2,333,704	42.9
PORTUGAL	55,478	1,656,215	2,885.4	210,565	1,888,619	796.9
ICELAND	405,616	88,000	-78.3	539,449	102,201	-81.1
GREECE	370,554	427,475	15.4	1,008,566	1,115,906	10.6
LIECHTENSTEIN	27	0	-100.0	2,322	0	-100.0
CZECHOSLOVAKIA	228,009	75,561	-66.9	293,520	107,310	-63.4
HUNGARY	39,028	55,843	43.1	81,249	108,134	33.1
POLAND	934,240	189,932	-79.7	1,405,486	580,664	-58.7
ROMANIA	3,187,691	1,237,629	-61.2	3,763,599	1,449,365	-61.5
BULGARIA	520,693	1,483	-99.7	645,338	5,641	-99.1
YUGOSLAVIA	944,000	0	-100.0	1,060,354	0	-100.0
ARMENIA	0	21,528	-	0	55,195	-
KAZAKHSTAN	51	0	-100.0	861	0	-100.0
UKRAINE	2,461,735	1,078,178	-56.2	2,823,986	1,184,264	-58.1
LITHUANIA	0	425	-	0	838	-
LATVIA	23,439	16,673	-28.9	55,675	30,245	-45.7
ESTONIA	868	0	-100.0	1,350	0	-100.0
GEORGIA	0	44,022	-	0	49,267	-
CROATIA	1,230,629	7,900	-99.4	1,134,878	13,429	-98.8
MALTA	519	2,053	295.6	4,844	19,891	310.6
SLOVAKIA	281	1,876	567.6	1,114	6,504	483.8
SLOVENIA	1,185	5,431	358.3	1,492	3,678	146.5
CZECH REPUBLIC	6,623	15,548	134.8	21,136	58,770	178.1
REP. OF MACEDONIA	0	982	-	0	3,078	-
FAEROE ISLANDS	11,799	0	-100.0	9,781	0	-100.0
RUSSIA FEDERATION	124,465	3,933,973	3,060.7	279,564	2,726,064	875.1
<b>-BAHAN KERTAS</b>	<b>531,874,145</b>	<b>715,564,439</b>	<b>34.5</b>	<b>188,762,639</b>	<b>268,655,034</b>	<b>42.3</b>
JAPAN	32,704,135	19,876,391	-39.2	14,470,874	8,548,155	-40.9
KOREA, REPUBLIC OF	143,727,966	128,987,181	-10.3	49,182,449	47,499,942	-3.4
TAIWAN	29,428,012	21,929,904	-25.5	11,466,245	7,771,051	-32.2
CHINA	202,000,503	393,096,803	94.6	70,456,459	149,701,985	112.5
THAILAND	1,496,433	1,994,937	33.3	520,768	851,828	63.6
SINGAPORE	208,629	44,506	-78.7	77,126	5,521	-92.8
PHILIPPINES	2,499,400	2,000,600	-20.0	842,293	688,694	-18.2
MALAYSIA	5,989,901	0	-100.0	2,390,593	0	-100.0
VIET NAM	17,915,267	15,308,039	-14.6	6,027,324	5,224,276	-13.3
INDIA	10,356,586	41,528,104	301.0	3,269,346	16,241,802	396.8
PAKISTAN	0	200,000	-	0	48,465	-
BANGLADESH	1,537,314	8,715,136	466.9	584,807	2,875,358	391.7
IRAN (ISLAMIC REPUBLIC OF)	0	440,000	-	0	129,182	-
SAUDI ARABIA	0	4,500,000	-	0	1,419,845	-
KUWAIT	2,008,275	3,498,322	74.2	843,776	1,341,974	59.0
JORDAN	0	103,269	-	0	439,862	-
UNITED ARAB EMIRATES	2,994,837	2,082,763	-30.5	1,222,246	765,256	-37.4
REUNION	0	595	-	0	848	-
DJIBOUTI	0	1,140,000	-	0	405,113	-
AUSTRALIA	1,990,500	2	-100.0	658,855	11	-100.0
UNITED STATES	0	382	-	0	254	-

TABEL 5. PERKEMBANGAN EKSPOR INDONESIA MENURUT KOMODITI DAN NEGARA TUJUAN

JENIS BARANG	BERAT BERSIH (KG)		PERUB	NILAI FOB (US \$)		PERUB
	JAN-APR 2005	JAN-APR 2006	%	JAN-APR 2005	JAN-APR 2006	%
(1)	(2)	(3)	(4)	(5)	(6)	(7)
CANADA	0	98	-	0	199	-
ARGENTINA	0	500,000	-	0	149,570	-
URUGUAY	0	134	-	0	72	-
UNITED KINGDOM	0	185	-	0	2,469	-
NETHERLANDS	16,279,126	7,007,519	-57.0	5,220,190	2,618,411	-49.8
FRANCE	23,378,774	24,431,181	4.5	8,237,023	8,983,447	9.1
GERMANY, FED. REP. OF	10,690,948	0	-100.0	4,503,478	0	-100.0
SWITZERLAND	0	999,997	-	0	352,791	-
ITALY	26,667,539	34,689,825	30.1	8,788,787	11,706,669	33.2
BULGARIA	0	2,488,566	-	0	881,984	-
<b>KANVAS)</b>	<b>34,764,071</b>	<b>37,596,342</b>	<b>8.2</b>	<b>457,743,735</b>	<b>530,635,373</b>	<b>15.9</b>
JAPAN	2,767,652	2,925,679	5.7	29,627,325	34,945,841	18.0
HONG KONG	303,268	264,195	-12.9	3,532,331	3,715,304	5.2
REPUBLIC	0	290	-	0	1,243	-
KOREA, REPUBLIC OF	363,969	796,943	119.0	5,721,272	9,272,654	62.1
TAIWAN	433,735	424,028	-2.2	3,299,018	3,832,427	16.2
CHINA	286,734	394,290	37.5	4,748,325	6,393,067	34.6
PAPUA NEW GUINEA	39,330	26,096	-33.7	135,237	241,276	78.4
THAILAND	165,877	207,695	25.2	1,808,648	2,278,660	26.0
SINGAPORE	586,363	1,226,884	109.2	8,093,450	14,387,541	77.8
PHILIPPINES	132,883	201,873	51.9	1,056,326	1,595,589	51.1
MALAYSIA	733,535	465,123	-36.6	5,813,319	4,688,455	-19.4
MYANMAR (FORM. BURMA)	16	5,426	33,812.5	324	17,950	5,440.1
BRUNEI DARUSSALAM	13,685	19,033	39.1	103,018	86,774	-15.8
NEPAL	557	863	54.9	6,640	7,638	15.0
VIET NAM	75,676	74,412	-1.7	1,027,805	603,994	-41.2
MALDIVES	94,920	108,015	13.8	181,340	165,509	-8.7
INDIA	71,511	89,459	25.1	782,096	1,328,477	69.9
PAKISTAN	7,417	3,185	-57.1	62,779	32,850	-47.7
BANGLADESH	9,010	1,196	-86.7	70,204	1,668	-97.6
SRI LANKA	38,496	11,361	-70.5	277,961	252,556	-9.1
SAUDI ARABIA	31,903	65,052	103.9	199,353	210,039	5.4
KUWAIT	10,012	7,368	-26.4	87,849	34,342	-60.9
JORDAN	5,397	6,593	22.2	13,069	27,564	110.9
P. DEM.REP. OF YEMEN	0	1,823	-	0	45,033	-
LEBANON	12,477	2,427	-80.6	127,901	44,227	-65.4
YEMEN	3,697	259	-93.0	45,621	366	-99.2
OMAN	0	36	-	0	468	-
SYRIA ARAB REPUBLIC	225	0	-100.0	1,350	0	-100.0
TURKEY	164,383	146,185	-11.1	1,424,221	2,006,256	40.9
UNITED ARAB EMIRATES	169,994	158,197	-6.9	2,003,952	1,875,358	-6.4
QATAR	0	300	-	0	7,496	-
CYPRUS	9,020	2,963	-67.2	118,595	57,436	-51.6
EGYPT	26,614	11,287	-57.6	295,977	139,953	-52.7
MOROCCO	476	3,130	557.6	7,716	9,931	28.7
TUNISIA	869	0	-100.0	8,313	0	-100.0
ALGERIA	0	1,747	-	0	4,540	-
TANZANIA, UNITED REPUBLIC OF	37,889	1,976	-94.8	126,527	2,593	-98.0
MADAGASCAR	32,235	20,176	-37.4	93,111	37,463	-59.8
KENYA	74	1,164	1,473.0	314	2,368	654.1
REUNION	19,788	3,484	-82.4	19,352	28,693	48.3
MOZAMBIQUE	41,804	113	-99.7	86,984	428	-99.5
TOGO	1,978	13,360	575.4	648	23,800	3,572.8
GHANA	9,970	3,740	-62.5	108,155	3,000	-97.2
LIBERIA	17,119	59,218	245.9	32,000	60,000	87.5
GUINEA	0	18,083	-	0	31,500	-
ANGOLA	8,000	9,030	12.9	4,212	12,325	192.6
CONGO	56,000	90,000	60.7	88,500	145,312	64.2
CAMEROON	0	2	-	0	43	-



TABEL 5. PERKEMBANGAN EKSPOR INDONESIA MENURUT KOMODITI DAN NEGARA TUJUAN

JENIS BARANG	BERAT BERSIH (KG)		PERUB	NILAI FOB (US \$)		PERUB
	JAN-APR 2005	JAN-APR 2006	%	JAN-APR 2005	JAN-APR 2006	%
(1)	(2)	(3)	(4)	(5)	(6)	(7)
NIGERIA	43,091	0	-100.0	33,172	0	-100.0
GABON	11,585	2,330	-79.9	13,920	3,225	-76.8
SENEGAL	22,000	22,000	0.0	30,000	37,500	25.0
MAURITANIA	0	818	-	0	4,272	-
U.S. VIRGIN ISLANDS	11	0	-100.0	59	0	-100.0
SEYCHELLES	1,241	10,130	716.3	5,265	14,809	181.3
UGANDA	1	137	13,600.0	41	3	-92.7
SAO TOME AND PRINCIPE	8,472	1,288	-84.8	8,000	1,001	-87.5
SOUTH AFRICA	234,305	275,090	17.4	2,927,945	3,633,030	24.1
COMOROS	304	0	-100.0	2,345	0	-100.0
MAURITIUS	23,879	12,205	-48.9	106,801	42,398	-60.3
VIRGIN ISLANDS (BRITISH)	823	702	-14.7	8,955	16,361	82.7
AUSTRALIA	344,583	395,275	14.7	6,880,758	5,955,563	-13.5
NEW ZEALAND	64,171	61,405	-4.3	738,591	917,742	24.3
GUAM	0	40	-	0	1,342	-
NEW CALEDONIA	1,096	2,535	131.3	9,839	18,273	85.7
NORTHERN MARIANA ISLANDS	627	0	-100.0	815	0	-100.0
SAINT VINCENT AND THE GRENADINES	1,489	40	-97.3	15,638	294	-98.1
VANUATU	105	284	170.5	172	601	249.4
AMERICAN SAMOA	4	0	-100.0	24	0	-100.0
FIJI	3,202	4,306	34.5	8,613	32,493	277.3
SOLOMON ISLANDS	0	892	-	0	2,504	-
TONGA	1,205	0	-100.0	639	0	-100.0
EAST TIMOR	62,349	14,478	-76.8	53,326	35,023	-34.3
UNITED STATES	12,109,866	10,486,850	-13.4	161,099,035	159,356,933	-1.1
CANADA	525,518	534,214	1.7	6,737,354	6,739,336	0.0
MEXICO	715,283	699,513	-2.2	6,823,373	7,366,794	8.0
GUATEMALA	2,059	0	-100.0	24,476	0	-100.0
HONDURAS	738	7,672	939.6	7,657	46,341	505.2
PANAMA	227,738	263,395	15.7	3,136,681	3,671,060	17.0
CUBA	11,121	0	-100.0	114,364	0	-100.0
SURINAME	0	775	-	0	3,002	-
CHILE	151,008	130,034	-13.9	1,820,638	2,068,692	13.6
VENEZUELA	17,258	2,944	-82.9	205,636	39,311	-80.9
ARGENTINA	65,927	177,242	168.9	832,164	2,477,887	197.8
BRAZIL	68,426	106,088	55.0	1,045,687	1,355,613	29.6
COLOMBIA	8,646	11,027	27.5	112,704	207,143	83.8
URUGUAY	10,693	17,076	59.7	155,243	265,914	71.3
PARAGUAY	0	3,061	-	0	36,990	-
ECUADOR	26,276	36,934	40.6	315,265	530,659	68.3
PERU	14,689	13,100	-10.8	192,864	238,442	23.6
GUYANA	389	0	-100.0	1,120	0	-100.0
BAHAMAS	0	48	-	0	982	-
JAMAICA	94	0	-100.0	866	0	-100.0
PUERTO RICO	2,372	816	-65.6	11,396	9,164	-19.6
DOMINICAN REPUBLIC	9,470	4,345	-54.1	93,765	24,383	-74.0
EL SALVADOR	27,326	56	-99.8	340,039	1,067	-99.7
COSTA RICA	1,638	171	-89.6	8,878	1,039	-88.3
ARUBA	113	0	-100.0	1,341	0	-100.0
BERMUDA	0	424	-	0	2,962	-
FRENCH GUIANA	0	42	-	0	527	-
FRENCH POLYNESIA	1,140	2,093	83.6	5,336	8,110	52.0
MARTINIQUE	5,967	327	-94.5	15,505	1,051	-93.2
NETHERLANDS ANTILLES	543	1,307	140.7	6,583	20,195	206.8
SAINT LUCIA	1,705	0	-100.0	6,835	0	-100.0
GUADELOUPE	4,535	294	-93.5	10,912	4,020	-63.2
SAINT KITTS AND NEVIS	0	175	-	0	251	-
UNITED KINGDOM	3,380,844	3,892,841	15.1	46,595,214	53,289,977	14.4
NETHERLANDS	1,817,812	2,573,458	41.6	25,942,069	39,183,727	51.0

TABEL 5. PERKEMBANGAN EKSPOR INDONESIA MENURUT KOMODITI DAN NEGARA TUJUAN

JENIS BARANG	BERAT BERSIH (KG)		PERUB	NILAI FOB (US \$)		PERUB
	JAN-APR 2005	JAN-APR 2006	%	JAN-APR 2005	JAN-APR 2006	%
(1)	(2)	(3)	(4)	(5)	(6)	(7)
FRANCE	794,000	630,264	-20.6	10,788,834	9,019,876	-16.4
GERMANY, FED. REP. OF	1,729,890	2,366,016	36.8	26,273,163	39,423,616	50.1
AUSTRIA	33,320	23,370	-29.9	462,954	270,341	-41.6
BELGIUM	1,927,648	2,259,429	17.2	30,711,267	37,098,310	20.8
SWITZERLAND	58,995	44,046	-25.3	640,262	548,622	-14.3
DENMARK	171,644	153,286	-10.7	1,814,786	2,508,946	38.3
NORWAY	56,287	54,688	-2.8	857,015	846,400	-1.2
SWEDEN	180,458	345,862	91.7	2,309,825	5,661,132	145.1
FINLAND	50,350	20,184	-59.9	939,455	358,571	-61.8
IRELAND	88,218	98,910	12.1	809,779	952,487	17.6
ITALY	1,606,724	2,175,588	35.4	17,117,101	25,020,320	46.2
SPAIN	553,100	965,257	74.5	6,439,809	11,199,073	73.9
PORTUGAL	178,180	99,260	-44.3	7,220,023	3,048,315	-57.8
GREECE	170,767	221,118	29.5	2,078,119	2,908,307	40.0
LIECHTENSTEIN	8	0	-100.0	117	0	-100.0
HUNGARY	22,162	7,111	-67.9	265,922	111,745	-58.0
POLAND	21,132	63,593	200.9	255,401	835,669	227.2
ROMANIA	0	2,443	-	0	42,204	-
BULGARIA	1,530	6,258	309.0	18,645	55,585	198.1
YUGOSLAVIA	792	5,004	531.8	10,990	34,232	211.5
UKRAINE	5,234	11,963	128.6	67,671	206,653	205.4
UZBEKISTAN	1	0	-100.0	6	0	-100.0
LITHUANIA	2,106	0	-100.0	39,237	0	-100.0
LATVIA	0	2,665	-	0	78,478	-
ESTONIA	1,586	432	-72.8	26,787	5,256	-80.4
CROATIA	19,000	8,199	-56.9	239,410	117,039	-51.1
MALTA	2,614	0	-100.0	4,362	0	-100.0
SLOVAKIA	183,737	267,993	45.9	9,569,347	12,167,892	27.2
SLOVENIA	4,931	11,322	129.6	59,043	131,069	122.0
CZECH REPUBLIC	9,222	10,840	17.6	139,831	187,204	33.9
RUSSIA FEDERATION	72,140	97,205	34.7	835,518	1,470,018	75.9
<b>-PRODUK KERAMIK</b>	<b>200,279,036</b>	<b>194,699,986</b>	<b>-2.8</b>	<b>86,585,947</b>	<b>95,736,974</b>	<b>10.6</b>
JAPAN	2,905,598	3,021,769	4.0	6,354,702	8,818,634	38.8
HONG KONG	246,047	433,234	76.1	412,590	570,793	38.3
KOREA, REPUBLIC OF	10,720,360	13,140,701	22.6	3,090,127	7,537,545	143.9
TAIWAN	7,584,306	12,290,148	62.1	6,750,691	3,615,807	-46.4
CHINA	295,819	180,274	-39.1	319,603	322,881	1.0
PAPUA NEW GUINEA	289,119	86,663	-70.0	57,372	18,653	-67.5
THAILAND	11,766,582	12,492,073	6.2	2,816,741	3,284,408	16.6
SINGAPORE	21,207,679	1,720,622	-91.9	3,243,063	1,449,593	-55.3
PHILIPPINES	1,785,443	2,860,194	60.2	547,258	797,976	45.8
MALAYSIA	23,355,115	15,112,673	-35.3	4,693,089	3,177,817	-32.3
MYANMAR (FORM. BURMA)	448,442	303,526	-32.3	98,334	48,592	-50.6
CAMBODIA	538,373	571,331	6.1	117,451	110,859	-5.6
BRUNEI DARUSSALAM	905,241	528,188	-41.7	271,010	145,968	-46.1
LAO PEOPLE'S DEMOCRATIC REPUBLIC	133,864	111,844	-16.5	40,971	38,369	-6.4
VIET NAM	112,238	375,782	234.8	51,870	117,926	127.4
MALDIVES	1,404,621	259,622	-81.5	309,440	111,801	-63.9
INDIA	693,724	488,910	-29.5	671,820	650,399	-3.2
PAKISTAN	4,216,620	2,524,046	-40.1	766,244	466,347	-39.1
BANGLADESH	48,302	150,516	211.6	97,926	123,120	25.7
SRI LANKA	1,900,376	3,973,570	109.1	396,337	800,946	102.1
AFGHANISTAN	24,320	24,320	0.0	21,432	21,615	0.9
IRAN (ISLAMIC REPUBLIC OF)	874	14,288	1,534.8	11,588	57,697	397.9
SAUDI ARABIA	5,711,610	10,075,614	76.4	976,351	1,536,630	57.4
KUWAIT	2,869,383	307,383	-89.3	594,160	100,457	-83.1
JORDAN	309,110	128,446	-58.5	53,207	31,733	-40.4
LEBANON	43,828	2,080	-95.3	11,192	2,859	-74.5
YEMEN	251,582	404,317	60.7	62,049	105,622	70.2

TABEL 5. PERKEMBANGAN EKSPOR INDONESIA MENURUT KOMODITI DAN NEGARA TUJUAN

JENIS BARANG	BERAT BERSIH (KG)		PERUB	NILAI FOB (US \$)		PERUB
	JAN-APR 2005	JAN-APR 2006	%	JAN-APR 2005	JAN-APR 2006	%
(1)	(2)	(3)	(4)	(5)	(6)	(7)
OMAN	680	22	-96.8	4,906	556	-88.7
TURKEY	1,295,682	1,736,981	34.1	581,448	727,463	25.1
UNITED ARAB EMIRATES	1,908,495	1,306,518	-31.5	955,570	1,051,478	10.0
QATAR	376,187	381,447	1.4	122,920	338,509	175.4
BAHRAIN	246,870	385,101	56.0	55,031	126,029	129.0
CYPRUS	65,263	17,997	-72.4	25,704	17,386	-32.4
EGYPT	185,458	375,911	102.7	162,099	208,603	28.7
MOROCCO	0	4,796	-	0	7,251	-
TUNISIA	595	3,427	476.0	1,416	4,640	227.7
SUDAN	0	1,100	-	0	250	-
ETHIOPIA	28	50	78.6	25	390	1,460.0
TANZANIA, UNITED REPUBLIC OF	70,656	343	-99.5	7,387	862	-88.3
MADAGASCAR	184	279	51.6	268	155	-42.2
KENYA	1	26,208	2,620,700.0	10	4,583	45,730.0
REUNION	289,682	587,496	102.8	680,452	125,667	-81.5
MOZAMBIQUE	2,289	42,122	1,740.2	1,905	7,493	293.3
TOGO	4,274	0	-100.0	1,400	0	-100.0
GHANA	11,076	0	-100.0	6,000	0	-100.0
GUINEA	100	265	165.0	87	721	728.7
ANGOLA	81,554	157,924	93.6	31,274	26,424	-15.5
NIGERIA	308,994	116,848	-62.2	75,709	43,255	-42.9
GABON	5,308	5,168	-2.6	6,151	7,242	17.7
COTE D'IVOIRE	2,822	20	-99.3	1,773	19	-98.9
SENEGAL	428	4,079	853.0	280	5,075	1,712.5
BENIN	0	1,195	-	0	5,250	-
SEYCHELLES	141	45,788	32,373.8	1,062	51,109	4,712.5
UGANDA	0	183	-	0	4	-
SAO TOME AND PRINCIPE	7,625	2,318	-69.6	7,200	1,800	-75.0
SOUTH AFRICA	2,680,121	3,082,893	15.0	2,122,816	4,211,989	98.4
MAURITIUS	1,193,480	1,053,759	-11.7	216,267	196,845	-9.0
AUSTRALIA	12,622,838	13,645,251	8.1	5,293,728	4,957,389	-6.4
NEW ZEALAND	1,072,080	872,569	-18.6	487,751	377,795	-22.5
GUAM	4,359	91,295	1,994.4	6,140	30,905	403.3
PALAU	0	72	-	0	273	-
NEW CALEDONIA	8,713	4,885	-43.9	18,880	9,317	-50.7
NORTHERN MARIANA ISLANDS	737	2,633	257.3	952	4,561	379.1
SAINT VINCENT AND THE GRENADINES	293	80	-72.7	187	777	315.5
VANUATU	184	190,444	103,402.2	122	70,256	57,486.9
AMERICAN SAMOA	49,440	0	-100.0	10,382	0	-100.0
COOK ISLANDS	46,982	43,547	-7.3	11,445	10,269	-10.3
FIJI	541,434	367,027	-32.2	213,891	115,581	-46.0
MARSHALL ISLANDS	0	3,758	-	0	708	-
TONGA	4,133	18,531	348.4	3,014	5,477	81.7
CHRISTMAS ISLANDS	591	0	-100.0	1,050	0	-100.0
ISLAND	157	0	-100.0	315	0	-100.0
EAST TIMOR	64,400	528,400	720.5	21,314	130,444	512.0
UNITED STATES	51,366,707	61,558,749	19.8	25,130,517	29,069,286	15.7
CANADA	4,237,575	4,051,671	-4.4	2,799,518	2,225,020	-20.5
MEXICO	307,782	325,174	5.7	251,683	426,864	69.6
GUATEMALA	370,217	301,890	-18.5	67,230	58,915	-12.4
HONDURAS	20	506	2,430.0	28	135	382.1
NICARAGUA	0	129	-	0	56	-
PANAMA	332,598	289,540	-13.0	71,880	61,574	-14.3
CUBA	10,610	0	-100.0	45,719	0	-100.0
CHILE	432,994	420,774	-2.8	143,848	147,467	2.5
VENEZUELA	39,057	7,819	-80.0	17,999	15,553	-13.6
ARGENTINA	17,178	21,211	23.5	19,069	14,799	-22.4
BRAZIL	8,231	2,455	-70.2	15,493	3,760	-75.7
COLOMBIA	79,528	4,297	-94.6	21,082	4,096	-80.6

TABEL 5. PERKEMBANGAN EKSPOR INDONESIA MENURUT KOMODITI DAN NEGARA TUJUAN

JENIS BARANG	BERAT BERSIH (KG)		PERUB	NILAI FOB (US \$)		PERUB
	JAN-APR 2005	JAN-APR 2006	%	JAN-APR 2005	JAN-APR 2006	%
(1)	(2)	(3)	(4)	(5)	(6)	(7)
URUGUAY	0	913	-	0	929	-
ECUADOR	174,288	72,892	-58.2	36,155	19,229	-46.8
PERU	185,234	23,729	-87.2	51,762	7,808	-84.9
TRINIDAD AND TOBAGO	128,177	49,110	-61.7	32,734	16,152	-50.7
BAHAMAS	4,680	5,165	10.4	33,875	55,814	64.8
JAMAICA	306,060	530,229	73.2	80,584	112,977	40.2
PUERTO RICO	1,434,834	429,762	-70.1	331,089	147,377	-55.5
BELIZE	1,470	35	-97.6	1,554	209	-86.6
DOMINICAN REPUBLIC	6,248	848	-86.4	12,325	976	-92.1
EL SALVADOR	3,735	171	-95.4	1,539	350	-77.3
COSTA RICA	76,657	5,549	-92.8	31,248	4,840	-84.5
HAITI	0	38	-	0	26	-
BARBADOS	0	1,933	-	0	1,599	-
ANTIGUA AND BARBUDA	722	106	-85.3	1,630	50	-96.9
ANGUILLA	1,370	0	-100.0	1,654	0	-100.0
ARUBA	2,161	7,574	250.5	3,326	14,826	345.8
BERMUDA	19	223	1,073.7	145	1,558	974.5
CAYMAN ISLANDS	145	0	-100.0	158	0	-100.0
DOMINICA	986	0	-100.0	2,542	0	-100.0
FRENCH GUIANA	0	1,029	-	0	688	-
FRENCH POLYNESIA	234,804	289,699	23.4	25,033	123,840	394.7
GRENADA	0	48,542	-	0	12,829	-
MARTINIQUE	26	918	3,430.8	46	1,798	3,808.7
NETHERLANDS ANTILLES	0	681	-	0	1,279	-
NORFOLK ISLANDS	0	509	-	0	706	-
SAINT LUCIA	0	24,370	-	0	5,193	-
TURKS AND CAICOS ISLANDS	0	4,469	-	0	1,283	-
GUADELOUPE	175	2,177	1,144.0	182	3,593	1,874.2
UNITED KINGDOM	1,594,006	2,664,037	67.1	3,167,748	4,231,335	33.6
NETHERLANDS	1,042,663	775,740	-25.6	950,289	542,434	-42.9
FRANCE	496,471	1,228,793	147.5	740,877	1,194,214	61.2
GERMANY, FED. REP. OF	400,191	533,799	33.4	954,184	911,277	-4.5
AUSTRIA	7,199	1,153	-84.0	21,123	10,166	-51.9
BELGIUM	974,912	844,401	-13.4	1,404,297	1,214,813	-13.5
SWITZERLAND	7,302	134,641	1,743.9	12,646	324,262	2,464.2
DENMARK	71,965	103,095	43.3	42,307	61,679	45.8
NORWAY	1,506,819	841,034	-44.2	394,574	289,052	-26.7
SWEDEN	391,807	452,497	15.5	417,156	167,953	-59.7
FINLAND	29,607	105,982	258.0	210,644	665,171	215.8
IRELAND	168,061	151,475	-9.9	103,748	232,508	124.1
ITALY	4,472,128	5,521,665	23.5	2,400,166	3,720,769	55.0
SPAIN	883,591	449,220	-49.2	796,860	716,128	-10.1
PORTUGAL	3,287	38,185	1,061.7	6,174	55,899	805.4
ICELAND	32,500	0	-100.0	33,077	0	-100.0
MONTSERRAT	0	17,280	-	0	2,957	-
GREECE	2,158,027	1,681,071	-22.1	544,788	347,197	-36.3
HUNGARY	1,786	24,661	1,280.8	2,457	16,613	576.2
POLAND	20,599	24,830	20.5	22,217	14,518	-34.7
ROMANIA	7,069	38,017	437.8	8,042	97,182	1,108.4
BULGARIA	272	1,076	295.6	582	775	33.2
YUGOSLAVIA	786	21,187	2,595.6	1,511	4,553	201.3
KAZAKHSTAN	0	3	-	0	67	-
UKRAINE	1,969,272	1,930,096	-2.0	583,689	606,593	3.9
UZBEKISTAN	1	0	-100.0	7	0	-100.0
LITHUANIA	0	203	-	0	931	-
LATVIA	0	11,165	-	0	24,020	-
ESTONIA	0	127,736	-	0	27,861	-
GEORGIA	0	47	-	0	226	-
CROATIA	24,507	1,589	-93.5	6,174	4,145	-32.9

TABEL 5. PERKEMBANGAN EKSPOR INDONESIA MENURUT KOMODITI DAN NEGARA TUJUAN

JENIS BARANG	BERAT BERSIH (KG)		PERUB	NILAI FOB (US \$)		PERUB
	JAN-APR 2005	JAN-APR 2006	%	JAN-APR 2005	JAN-APR 2006	%
(1)	(2)	(3)	(4)	(5)	(6)	(7)
MALTA	38,026	85,180	124.0	30,139	24,843	-17.6
SLOVAKIA	46	174,642	379,556.5	97	66,098	68,042.3
SLOVENIA	936	6,802	626.7	1,262	26,265	1,981.2
CZECH REPUBLIC	2,256	8,180	262.6	1,844	3,610	95.8
RUSSIA FEDERATION	1,285,746	1,524,754	18.6	520,672	617,559	18.6
<b>-EMAS BATANGAN</b>	<b>6,981</b>	<b>13,245</b>	<b>89.7</b>	<b>81,433,594</b>	<b>199,808,949</b>	<b>145.4</b>
JAPAN	345	1,704	393.9	6,727	224,189	3,232.7
HONG KONG	1,217	0	-100.0	16,809,708	0	-100.0
THAILAND	1,271	0	-100.0	17,427,398	0	-100.0
SINGAPORE	748	5,278	605.6	10,342,259	95,140,962	819.9
MALAYSIA	0	1,112	-	0	20,190,820	-
AUSTRALIA	3,400	3,205	-5.7	36,847,502	57,324,280	55.6
SWITZERLAND	0	1,946	-	0	26,928,698	-
<b>-PESAWAT UDARA DAN BAGIANNYA</b>	<b>949,287</b>	<b>2,789,097</b>	<b>193.8</b>	<b>32,379,325</b>	<b>137,758,813</b>	<b>325.5</b>
JAPAN	11,603	2,011	-82.7	847,078	649,416	-23.3
HONG KONG	33,003	1,720	-94.8	1,365,595	317,056	-76.8
KOREA, REPUBLIC OF	576	876	52.1	535,369	707,308	32.1
TAIWAN	182	3	-98.4	300	100	-66.7
CHINA	5	157,847	3,156,840.0	51	1,152,354	2,259,417.7
MACAU	2,500	0	-100.0	350,000	0	-100.0
PAPUA NEW GUINEA	24	2,850	11,775.0	12,950	562,300	4,242.1
THAILAND	26,447	46,284	75.0	1,487,560	849,984	-42.9
SINGAPORE	30,042	395,817	1,217.6	4,058,077	50,733,372	1,150.2
PHILIPPINES	152	568	273.7	43,632	455,133	943.1
MALAYSIA	15,355	345,469	2,149.9	5,882,180	42,333,121	619.7
BRUNEI DARUSSALAM	179	153	-14.5	48,876	30,166	-38.3
VIET NAM	0	21,370	-	0	501,150	-
INDIA	56	7,650	13,560.7	16,000	500,350	3,027.2
PAKISTAN	260	748	187.7	57,372	379,861	562.1
BANGLADESH	6,128	0	-100.0	1,305,000	0	-100.0
SRI LANKA	0	45	-	0	100	-
IRAN (ISLAMIC REPUBLIC OF)	0	874	-	0	30,000	-
SAUDI ARABIA	0	25	-	0	1	-
JORDAN	0	125	-	0	5,000	-
TURKEY	55,025	223	-99.6	1,540,628	145,531	-90.6
UNITED ARAB EMIRATES	2,815	137,297	4,777.3	358,746	812,731	126.6
LIBYAN ARAB JAMAHIRIYA	0	150,000	-	0	2,000,000	-
KENYA	12	87	625.0	680	2,900	326.5
BENIN	0	172	-	0	380	-
SOUTH AFRICA	5,456	100,124	1,735.1	10,334	1,015,000	9,722.0
AUSTRALIA	1,248	216,396	17,239.4	248,046	2,121,779	755.4
NEW ZEALAND	31,250	25	-99.9	2,880	371	-87.1
FIJI	192	0	-100.0	1,230	0	-100.0
EAST TIMOR	281	0	-100.0	219	0	-100.0
UNITED STATES	283,627	539,969	90.4	3,627,835	13,785,397	280.0
CANADA	0	184	-	0	54,800	-
FRENCH POLYNESIA	19	0	-100.0	1,579	0	-100.0
UNITED KINGDOM	197,376	527,195	167.1	6,515,994	10,009,974	53.6
NETHERLANDS	13,047	13,706	5.1	560,358	323,617	-42.3
FRANCE	1,645	9,651	486.7	149,505	847,992	467.2
GERMANY, FED. REP. OF	6,230	30,430	388.4	90,623	3,762,518	4,051.8
AUSTRIA	352	0	-100.0	10,000	0	-100.0
BELGIUM	742	4,525	509.8	150,411	533,900	255.0
SWITZERLAND	33,736	2,638	-92.2	227,355	86,803	-61.8
DENMARK	0	314	-	0	28,896	-
NORWAY	0	4,620	-	0	502,500	-
SWEDEN	4	0	-100.0	975	0	-100.0
IRELAND	70	32,140	45,814.3	700	503,250	71,792.9
ITALY	121	689	469.4	99,103	41,191	-58.4

TABEL 5. PERKEMBANGAN EKSPOR INDONESIA MENURUT KOMODITI DAN NEGARA TUJUAN

JENIS BARANG	BERAT BERSIH (KG)		PERUB	NILAI FOB (US \$)		PERUB
	JAN-APR 2005	JAN-APR 2006	%	JAN-APR 2005	JAN-APR 2006	%
(1)	(2)	(3)	(4)	(5)	(6)	(7)
SPAIN	183,227	2,925	-98.4	2,665,679	1,471,741	-44.8
GREECE	960	0	-100.0	771	0	-100.0
POLAND	518	102	-80.3	1,634	770	-52.9
ROMANIA	2,998	0	-100.0	84,000	0	-100.0
BULGARIA	1,824	0	-100.0	20,000	0	-100.0
RUSSIA FEDERATION	0	31,250	-	0	500,000	-
<b>-KAPAL LAUT DAN SEJENISNYA</b>	<b>108,999,801</b>	<b>66,431,011</b>	<b>-39.1</b>	<b>93,931,303</b>	<b>61,851,089</b>	<b>-34.2</b>
JAPAN	47	41,864	88,972.3	5,335	27,979	424.4
KOREA, REPUBLIC OF	112,020	23,401	-79.1	27,543	30,000	8.9
TAIWAN	90	0	-100.0	120	0	-100.0
CHINA	0	16,740,344	-	0	2,518,434	-
THAILAND	0	6,771,266	-	0	6,402,842	-
SINGAPORE	90,296,231	36,229,874	-59.9	37,264,781	45,785,718	22.9
PHILIPPINES	0	650	-	0	130	-
MALAYSIA	2,215,728	1,618,493	-27.0	5,180,910	1,736,608	-66.5
MYANMAR (FORM. BURMA)	3,934,754	0	-100.0	7,320,000	0	-100.0
VIET NAM	0	310,660	-	0	177,176	-
INDIA	137,800	398,660	189.3	111,474	1,316,779	1,081.2
SAUDI ARABIA	0	3,930	-	0	11,640	-
KUWAIT	0	984	-	0	29,700	-
UNITED ARAB EMIRATES	2,248,000	2,919,219	29.9	3,534,500	2,575,219	-27.1
KENYA	0	8,997	-	0	30,000	-
SOUTH AFRICA	561	0	-100.0	4,019	0	-100.0
MAURITIUS	0	5,301	-	0	5,721	-
AUSTRALIA	1,807,575	310,000	-82.9	2,912,060	726,300	-75.1
SOLOMON ISLANDS	0	15,257	-	0	18,478	-
UNITED STATES	2,848	68,172	2,293.7	58,685	14,880	-74.6
UNITED KINGDOM	0	2,604	-	0	65,789	-
NETHERLANDS	4,106	22,000	435.8	238,678	78,822	-67.0
FRANCE	41	1,950	4,656.1	858	27,000	3,046.9
DENMARK	0	11	-	0	1,000	-
FINLAND	0	424	-	0	217	-
ITALY	0	3,000	-	0	78,065	-
BULGARIA	0	931,000	-	0	152,092	-
RUSSIA FEDERATION	8,240,000	2,950	-100.0	37,272,340	40,500	-99.9
<b>MAINAN</b>	<b>7,153,891</b>	<b>8,376,769</b>	<b>17.1</b>	<b>50,479,538</b>	<b>51,776,085</b>	<b>2.6</b>
JAPAN	425,783	381,611	-10.4	6,880,401	6,161,679	-10.5
HONG KONG	115,421	89,769	-22.2	959,540	436,618	-54.5
KOREA, REPUBLIC OF	189,694	213,748	12.7	852,077	608,357	-28.6
TAIWAN	18,706	7,252	-61.2	87,995	51,891	-41.0
CHINA	116,056	187,580	61.6	789,137	1,386,658	75.7
MONGOLIA	5,197	0	-100.0	39,965	0	-100.0
THAILAND	13,230	20,780	57.1	99,693	103,573	3.9
SINGAPORE	32,900	107,374	226.4	785,153	963,286	22.7
PHILIPPINES	38,973	88,078	126.0	42,365	85,046	100.8
MALAYSIA	171,661	78,302	-54.4	516,103	435,934	-15.5
CAMBODIA	0	62,590	-	0	25,045	-
BRUNEI DARUSSALAM	146	1,264	765.8	417	26,931	6,358.3
VIET NAM	4,202	292	-93.1	12,486	2,099	-83.2
MALDIVES	214	1,281	498.6	596	3,045	410.9
INDIA	18,115	53,938	197.8	124,306	371,785	199.1
PAKISTAN	66,137	117,438	77.6	198,815	324,624	63.3
SRI LANKA	64,475	70,470	9.3	68,633	61,810	-9.9
SAUDI ARABIA	116,352	172,099	47.9	140,589	158,651	12.9
KUWAIT	1,752	396	-77.4	6,905	3,020	-56.3
JORDAN	11,045	18,461	67.1	20,522	38,012	85.2
LEBANON	14,487	19,024	31.3	31,290	41,692	33.2
YEMEN	0	78	-	0	118	-
OMAN	4,284	0	-100.0	10,322	0	-100.0

TABEL 5. PERKEMBANGAN EKSPOR INDONESIA MENURUT KOMODITI DAN NEGARA TUJUAN

JENIS BARANG	BERAT BERSIH (KG)		PERUB	NILAI FOB (US \$)		PERUB
	JAN-APR 2005	JAN-APR 2006	%	JAN-APR 2005	JAN-APR 2006	%
(1)	(2)	(3)	(4)	(5)	(6)	(7)
TURKEY	2,271	5,153	126.9	11,305	35,910	217.7
UNITED ARAB EMIRATES	59,154	39,677	-32.9	288,958	220,329	-23.8
BAHRAIN	80	43	-46.3	300	184	-38.7
CYPRUS	3,094	3,026	-2.2	6,252	22,947	267.0
EGYPT	1,879	4,606	145.1	11,280	29,426	160.9
MOROCCO	6,463	4,072	-37.0	37,006	30,232	-18.3
TUNISIA	0	436	-	0	2,489	-
ALGERIA	0	10,005	-	0	9,108	-
SUDAN	16,503	11,948	-27.6	102,878	76,727	-25.4
REUNION	3,759	0	-100.0	9,216	0	-100.0
MOZAMBIQUE	0	112	-	0	1,440	-
ANGOLA	0	199	-	0	375	-
CAMEROON	0	52	-	0	1,042	-
NIGERIA	12,385	6,066	-51.0	8,562	22,254	159.9
BENIN	0	579	-	0	682	-
UGANDA	0	535	-	0	3,467	-
DJIBOUTI	420	0	-100.0	535	0	-100.0
SOUTH AFRICA	5,708	2,427	-57.5	35,192	18,192	-48.3
ZIMBABWE	427	0	-100.0	349	0	-100.0
MAURITIUS	196	0	-100.0	2,500	0	-100.0
VIRGIN ISLANDS (BRITISH)	32,446	0	-100.0	195,575	0	-100.0
AUSTRALIA	184,836	195,183	5.6	1,165,964	868,326	-25.5
NEW ZEALAND	14,554	31,005	113.0	92,690	151,551	63.5
GUAM	79	70	-11.4	1,340	1,645	22.8
FIJI	340	1,467	331.5	95	671	606.3
EAST TIMOR	2,236	3,075	37.5	6,668	5,038	-24.5
UNITED STATES	1,851,596	1,672,029	-9.7	13,499,663	11,552,071	-14.4
CANADA	88,573	107,668	21.6	614,792	595,999	-3.1
MEXICO	389,488	274,338	-29.6	2,404,151	2,104,809	-12.5
PANAMA	2,168	4,383	102.2	18,992	43,885	131.1
CHILE	134,815	116,444	-13.6	565,443	651,040	15.1
VENEZUELA	28,236	36,903	30.7	192,358	288,566	50.0
ARGENTINA	66,564	86,671	30.2	391,985	556,884	42.1
BRAZIL	118,887	172,772	45.3	899,511	1,159,300	28.9
COLOMBIA	19,589	18,686	-4.6	144,578	123,742	-14.4
BOLIVIA	348	348	0.0	1,750	1,750	0.0
URUGUAY	3,341	1,064	-68.2	19,680	6,424	-67.4
ECUADOR	8,938	23,916	167.6	18,841	89,110	373.0
PERU	0	9,113	-	0	77,076	-
BELIZE	1,396	0	-100.0	1,475	0	-100.0
DOMINICAN REPUBLIC	991	0	-100.0	7,348	0	-100.0
EL SALVADOR	7,702	15,049	95.4	46,699	152,555	226.7
COSTA RICA	14,468	0	-100.0	42,445	0	-100.0
UNITED KINGDOM	369,866	446,713	20.8	2,728,702	3,073,101	12.6
NETHERLANDS	528,652	334,265	-36.8	3,671,843	2,087,253	-43.2
FRANCE	499,097	443,436	-11.2	3,165,209	2,832,421	-10.5
GERMANY, FED. REP. OF	484,678	1,597,763	229.7	4,268,163	7,247,888	69.8
AUSTRIA	10,762	30,549	183.9	53,911	257,287	377.2
BELGIUM	53,707	80,023	49.0	412,770	620,046	50.2
SWITZERLAND	24,256	14,058	-42.0	146,588	101,098	-31.0
DENMARK	62,546	42,109	-32.7	132,279	124,934	-5.6
NORWAY	29,720	28,804	-3.1	89,065	136,229	53.0
SWEDEN	150,784	149,726	-0.7	331,185	389,216	17.5
FINLAND	23,477	17,410	-25.8	55,692	68,735	23.4
IRELAND	4,995	781	-84.4	35,965	7,488	-79.2
ITALY	207,069	211,581	2.2	1,408,553	1,492,400	6.0
SPAIN	36,135	27,145	-24.9	248,656	249,744	0.4
GREECE	17,947	14,794	-17.6	119,297	44,322	-62.9
HUNGARY	404	35,920	8,791.1	9,960	192,255	1,830.3

TABEL 5. PERKEMBANGAN EKSPOR INDONESIA MENURUT KOMODITI DAN NEGARA TUJUAN

JENIS BARANG	BERAT BERSIH (KG)		PERUB	NILAI FOB (US \$)		PERUB
	JAN-APR 2005	JAN-APR 2006	%	JAN-APR 2005	JAN-APR 2006	%
(1)	(2)	(3)	(4)	(5)	(6)	(7)
POLAND	4,842	10,409	115.0	36,461	87,207	139.2
ROMANIA	2,447	9,504	288.4	22,573	23,056	2.1
BELARUS	0	1,261	-	0	11,941	-
UKRAINE	5,940	18,796	216.4	52,102	173,110	232.3
UZBEKISTAN	0	9,588	-	0	27,358	-
LITHUANIA	640	0	-100.0	8,120	0	-100.0
LATVIA	0	5,792	-	0	61,721	-
CROATIA	17,927	29,700	65.7	38,078	62,143	63.2
MALTA	160	0	-100.0	1,960	0	-100.0
SLOVAKIA	2,713	7,399	172.7	24,473	56,694	131.7
SLOVENIA	7,908	3,872	-51.0	18,756	9,192	-51.0
CZECH REPUBLIC	1,490	138,045	9,164.8	17,440	976,946	5,501.8
RUSSIA FEDERATION	92,969	116,381	25.2	868,051	1,167,180	34.5
<b>-PENA DAN PENSIL</b>	<b>2,315,858</b>	<b>3,347,782</b>	<b>44.6</b>	<b>15,308,962</b>	<b>21,422,460</b>	<b>39.9</b>
JAPAN	83,145	112,097	34.8	714,796	1,140,983	59.6
HONG KONG	55,311	35,752	-35.4	449,439	281,104	-37.5
KOREA, REPUBLIC OF	8,820	11,536	30.8	96,163	112,791	17.3
TAIWAN	13,919	11,066	-20.5	118,017	72,900	-38.2
CHINA	2,252	10,925	385.1	20,144	85,322	323.6
PAPUA NEW GUINEA	11,433	974	-91.5	10,416	10,827	4.0
THAILAND	58,716	80,542	37.2	404,369	603,573	49.3
SINGAPORE	46,275	40,239	-13.0	428,589	304,668	-28.9
PHILIPPINES	31,210	28,921	-7.3	178,562	187,009	4.7
MALAYSIA	78,639	78,582	-0.1	687,486	737,787	7.3
CAMBODIA	2,021	0	-100.0	6,472	0	-100.0
VIET NAM	1,866	0	-100.0	17,505	0	-100.0
MALDIVES	385	3,331	765.2	798	25,465	3,091.1
INDIA	1,487	2,270	52.7	15,240	35,055	130.0
PAKISTAN	7,843	6,663	-15.1	48,523	44,444	-8.4
BANGLADESH	8,032	12,863	60.2	74,362	108,660	46.1
SRI LANKA	0	840	-	0	2,104	-
IRAN (ISLAMIC REPUBLIC OF)	75,058	8,577	-88.6	338,359	55,862	-83.5
SAUDI ARABIA	19,507	140,132	618.4	122,220	1,300,702	964.2
KUWAIT	6,025	2,546	-57.7	64,790	30,865	-52.4
JORDAN	649	612	-5.7	7,122	3,499	-50.9
LEBANON	37,401	20,052	-46.4	155,568	146,057	-6.1
SYRIA ARAB REPUBLIC	2,120	0	-100.0	8,702	0	-100.0
TURKEY	28,774	48,812	69.6	169,720	280,881	65.5
UNITED ARAB EMIRATES	20,296	17,822	-12.2	216,301	172,487	-20.3
QATAR	5,408	6,801	25.8	69,494	76,591	10.2
BAHRAIN	604	966	59.9	7,046	12,257	74.0
CYPRUS	0	204	-	0	1,442	-
EGYPT	19,316	129,792	571.9	169,109	710,877	320.4
LIBYAN ARAB JAMAHIRIYA	281	0	-100.0	6,500	0	-100.0
MOROCCO	5,375	5,713	6.3	41,624	55,515	33.4
ETHIOPIA	0	256	-	0	400	-
SEYCHELLES	149	0	-100.0	120	0	-100.0
SOUTH AFRICA	2,889	318	-89.0	22,166	4,682	-78.9
AUSTRALIA	53,126	99,877	88.0	346,491	542,511	56.6
NEW ZEALAND	7,550	5,788	-23.3	70,398	48,893	-30.6
SOLOMON ISLANDS	13,047	0	-100.0	15,465	0	-100.0
EAST TIMOR	2,835	0	-100.0	480	0	-100.0
UNITED STATES	971,610	1,543,040	58.8	5,593,553	8,209,000	46.8
CANADA	13,571	17,860	31.6	175,014	233,846	33.6
MEXICO	131,293	172,893	31.7	796,971	1,038,603	30.3
VENEZUELA	38,777	48,354	24.7	259,337	257,444	-0.7
ARGENTINA	2,892	1,380	-52.3	36,115	17,184	-52.4
BRAZIL	0	80	-	0	10	-
COLOMBIA	76,519	91,896	20.1	464,879	469,812	1.1



TABEL 5. PERKEMBANGAN EKSPOR INDONESIA MENURUT KOMODITI DAN NEGARA TUJUAN

JENIS BARANG	BERAT BERSIH (KG)		PERUB	NILAI FOB (US \$)		PERUB
	JAN-APR 2005	JAN-APR 2006	%	JAN-APR 2005	JAN-APR 2006	%
(1)	(2)	(3)	(4)	(5)	(6)	(7)
BOLIVIA	26	0	-100.0	82	0	-100.0
ECUADOR	0	5,500	-	0	31,036	-
UNITED KINGDOM	68,164	104,360	53.1	647,947	1,022,518	57.8
NETHERLANDS	99,657	181,215	81.8	535,225	933,436	74.4
FRANCE	0	67,301	-	0	344,241	-
GERMANY, FED. REP. OF	90,913	114,800	26.3	675,323	906,774	34.3
BELGIUM	2,486	75	-97.0	15,178	784	-94.8
DENMARK	1,454	7,920	444.7	16,352	61,539	276.3
NORWAY	14,305	7,094	-50.4	130,150	80,339	-38.3
SWEDEN	20,350	23,108	13.6	220,420	263,513	19.6
FINLAND	0	2,516	-	0	29,924	-
IRELAND	9,932	0	-100.0	98,449	0	-100.0
ITALY	30,177	19,788	-34.4	254,507	208,507	-18.1
SPAIN	21,180	13,439	-36.6	166,045	115,923	-30.2
HUNGARY	1,325	0	-100.0	30,300	0	-100.0
CZECH REPUBLIC	9,463	294	-96.9	90,559	1,814	-98.0
<b>-BATU SEMI PERMATA</b>	<b>188</b>	<b>17,612</b>	<b>9,268.1</b>	<b>3,820</b>	<b>129,928</b>	<b>3,301.3</b>
JAPAN	186	0	-100.0	3,779	0	-100.0
HONG KONG	0	714	-	0	9,526	-
CHINA	0	16,598	-	0	118,402	-
UNITED STATES	0	300	-	0	2,000	-
CANADA	2	0	-100.0	41	0	-100.0
<b>-KOPER, TAS, DOMPET PLASTIK/TEKSTIL</b>	<b>3,971,635</b>	<b>2,783,519</b>	<b>-29.9</b>	<b>16,242,684</b>	<b>16,064,453</b>	<b>-1.1</b>
JAPAN	355,367	260,904	-26.6	2,450,052	1,734,709	-29.2
HONG KONG	17,109	21,108	23.4	242,342	419,204	73.0
KOREA, REPUBLIC OF	7,186	925	-87.1	29,169	2,727	-90.7
TAIWAN	13,684	13,814	1.0	42,767	39,311	-8.1
CHINA	80,415	24,953	-69.0	102,853	50,043	-51.4
PAPUA NEW GUINEA	1,234	2,007	62.6	3,933	5,136	30.6
THAILAND	66,212	22,001	-66.8	88,120	26,635	-69.8
SINGAPORE	195,110	21,429	-89.0	122,325	303,634	148.2
PHILIPPINES	9,138	6,909	-24.4	22,335	50,705	127.0
MALAYSIA	117,994	65,386	-44.6	184,077	178,943	-2.8
BRUNEI DARUSSALAM	96	1,988	1,970.8	1,314	6,339	382.4
VIET NAM	116	92	-20.7	1,994	80	-96.0
MALDIVES	1,667	4,092	145.5	3,493	11,248	222.0
INDIA	108,906	94,253	-13.5	420,319	322,807	-23.2
PAKISTAN	1,129	3,873	243.1	1,614	18,760	1,062.3
BANGLADESH	29,899	18,896	-36.8	77,256	48,700	-37.0
SRI LANKA	2,594	0	-100.0	4,184	0	-100.0
SAUDI ARABIA	9,027	21,167	134.5	74,221	92,101	24.1
JORDAN	1	0	-100.0	17	0	-100.0
LEBANON	0	1	-	0	104	-
TURKEY	590	7,056	1,095.9	1,815	21,434	1,080.9
UNITED ARAB EMIRATES	286,012	136,245	-52.4	1,200,146	562,461	-53.1
QATAR	55	0	-100.0	5,190	0	-100.0
CYPRUS	18	66	266.7	107	195	82.2
EGYPT	12,157	11,803	-2.9	58,209	70,493	21.1
ALGERIA	0	50	-	0	346	-
MADAGASCAR	0	926	-	0	732	-
KENYA	760	1,013	33.3	2,060	4,061	97.1
REUNION	321	258	-19.6	1,643	1,472	-10.4
MOZAMBIQUE	2	139	6,850.0	10	525	5,150.0
ANGOLA	0	1,880	-	0	7,476	-
NIGERIA	0	71	-	0	888	-
SEYCHELLES	0	6	-	0	868	-
SOUTH AFRICA	4,016	15,819	293.9	5,121	18,248	256.3
ZIMBABWE	445	0	-100.0	363	0	-100.0
MAURITIUS	0	1	-	0	330	-

TABEL 5. PERKEMBANGAN EKSPOR INDONESIA MENURUT KOMODITI DAN NEGARA TUJUAN

JENIS BARANG	BERAT BERSIH (KG)		PERUB	NILAI FOB (US \$)		PERUB
	JAN-APR 2005	JAN-APR 2006	%	JAN-APR 2005	JAN-APR 2006	%
(1)	(2)	(3)	(4)	(5)	(6)	(7)
AUSTRALIA	56,582	22,925	-59.5	104,271	122,732	17.7
NEW ZEALAND	1,154	3,147	172.7	12,055	17,699	46.8
MICRONESIA, FEDERATED STATES OF	0	97	-	0	386	-
GUAM	187	85	-54.6	729	957	31.3
NEW CALEDONIA	1,489	4,883	227.9	2,507	6,399	155.3
NORTHERN MARIANA ISLANDS	16	503	3,043.8	964	1,554	61.2
VANUATU	0	3,818	-	0	4,862	-
COOK ISLANDS	52	274	426.9	392	204	-48.0
FIJI	1,663	85	-94.9	5,517	925	-83.2
KIRIBATI	0	552	-	0	760	-
EAST TIMOR	23	0	-100.0	166	0	-100.0
UNITED STATES	1,098,748	882,410	-19.7	5,229,443	5,063,347	-3.2
CANADA	24,337	5,239	-78.5	119,802	31,339	-73.8
MEXICO	41,988	43,265	3.0	137,676	144,951	5.3
PANAMA	34,384	5,088	-85.2	57,340	8,020	-86.0
CHILE	3,638	2,320	-36.2	8,699	5,916	-32.0
VENEZUELA	0	49	-	0	701	-
ARGENTINA	14,856	12,194	-17.9	24,024	30,668	27.7
BRAZIL	16,950	8,815	-48.0	30,849	17,413	-43.6
COLOMBIA	0	19	-	0	282	-
URUGUAY	2,872	2,068	-28.0	7,286	4,229	-42.0
ECUADOR	3,419	3,942	15.3	5,945	7,433	25.0
PERU	0	10	-	0	273	-
TRINIDAD AND TOBAGO	0	14	-	0	396	-
BAHAMAS	0	1,869	-	0	5,668	-
JAMAICA	620	0	-100.0	15,950	0	-100.0
PUERTO RICO	351	702	100.0	2,950	8,584	191.0
EL SALVADOR	0	1	-	0	15	-
COSTA RICA	150	1	-99.3	819	90	-89.0
BARBADOS	0	10	-	0	120	-
BERMUDA	401	51	-87.3	3,131	361	-88.5
FRENCH POLYNESIA	503	314	-37.6	1,973	854	-56.7
MARTINIQUE	63	101	60.3	366	1,806	393.4
NETHERLANDS ANTILLES	35	240	585.7	500	3,527	605.4
GUADELOUPE	0	205	-	0	1,023	-
UNITED KINGDOM	158,988	101,361	-36.3	446,023	537,433	20.5
NETHERLANDS	146,728	125,827	-14.2	1,089,710	1,666,539	52.9
FRANCE	28,840	43,931	52.3	208,877	739,862	254.2
GERMANY, FED. REP. OF	221,506	115,281	-48.0	862,661	606,638	-29.7
AUSTRIA	11,408	6,504	-43.0	31,504	23,076	-26.8
BELGIUM	372,404	279,011	-25.1	903,963	1,048,294	16.0
SWITZERLAND	917	2,621	185.8	9,357	18,871	101.7
DENMARK	3,008	1,085	-63.9	11,980	1,761	-85.3
NORWAY	7,076	3,921	-44.6	135,409	86,336	-36.2
SWEDEN	97,688	2,259	-97.7	55,488	14,337	-74.2
FINLAND	0	503	-	0	6,915	-
IRELAND	848	4,170	391.8	2,265	6,390	182.1
ITALY	186,893	210,345	12.6	1,002,584	1,277,242	27.4
SPAIN	100,904	108,592	7.6	538,893	491,906	-8.7
PORTUGAL	1,149	3,022	163.0	4,948	6,001	21.3
GREECE	5,913	5,601	-5.3	9,190	23,582	156.6
HUNGARY	13	333	2,461.5	21	415	1,876.2
POLAND	0	1	-	0	8	-
BULGARIA	0	3,446	-	0	7,984	-
ESTONIA	0	515	-	0	900	-
CROATIA	100	259	159.0	363	636	75.2
MALTA	1,309	0	-100.0	1,670	0	-100.0
SLOVENIA	195	206	5.6	3,481	284	-91.8
CZECH REPUBLIC	0	72	-	0	436	-

TABEL 5. PERKEMBANGAN EKSPOR INDONESIA MENURUT KOMODITI DAN NEGARA TUJUAN

JENIS BARANG	BERAT BERSIH (KG)		PERUB	NILAI FOB (US \$)		PERUB
	JAN-APR 2005	JAN-APR 2006	%	JAN-APR 2005	JAN-APR 2006	%
(1)	(2)	(3)	(4)	(5)	(6)	(7)
RUSSIA FEDERATION	7	226	3,128.6	3,894	4,398	12.9
<b>-BARANG DARI LOGAM MULIA</b>	<b>105,147</b>	<b>92,332</b>	<b>-12.2</b>	<b>25,841,533</b>	<b>21,695,447</b>	<b>-16.0</b>
JAPAN	5,042	2,572	-49.0	186,601	96,516	-48.3
HONG KONG	122	366	200.0	110,472	54,887	-50.3
KOREA, REPUBLIC OF	1	94	9,300.0	15	1,398	9,220.0
TAIWAN	114	0	-100.0	370	0	-100.0
CHINA	77	66	-14.3	265	230	-13.2
THAILAND	950	6,214	554.1	216,834	359,600	65.8
SINGAPORE	39,881	29,940	-24.9	4,769,442	2,760,764	-42.1
PHILIPPINES	86	11	-87.2	560	165	-70.5
MALAYSIA	79	198	150.6	18,643	9,543	-48.8
BRUNEI DARUSSALAM	0	21	-	0	88	-
MALDIVES	0	9	-	0	163	-
INDIA	1	0	-100.0	1,360	0	-100.0
TURKEY	100	342	242.0	20,094	107,360	434.3
UNITED ARAB EMIRATES	272	208	-23.5	2,849,471	1,789,153	-37.2
CYPRUS	93	19	-79.6	22,337	11,530	-48.4
TANZANIA, UNITED REPUBLIC OF	0	456	-	0	1,743	-
REUNION	100	2	-98.0	394	1,588	303.1
U.S. VIRGIN ISLANDS	0	32	-	0	18,116	-
SOUTH AFRICA	2	4	100.0	52	80	53.9
MAURITIUS	3	0	-100.0	260	0	-100.0
VIRGIN ISLANDS (BRITISH)	0	6	-	0	56	-
AUSTRALIA	7,914	2,616	-66.9	147,631	120,981	-18.1
NEW ZEALAND	884	536	-39.4	9,370	31,242	233.4
PALAU	0	17	-	0	109	-
NEW CALEDONIA	197	0	-100.0	422	0	-100.0
NORTHERN MARIANA ISLANDS	0	5	-	0	217	-
FIJI	0	31	-	0	12	-
UNITED STATES	28,977	23,129	-20.2	15,365,119	14,408,073	-6.2
CANADA	193	1,267	556.5	12,799	41,214	222.0
BAHAMAS	0	27	-	0	548	-
PUERTO RICO	0	6	-	0	2,147	-
DOMINICAN REPUBLIC	0	502	-	0	1,419	-
ANTIGUA AND BARBUDA	6	0	-100.0	214	0	-100.0
BERMUDA	88	95	8.0	687	670	-2.5
MARTINIQUE	7	0	-100.0	90	0	-100.0
UNITED KINGDOM	3,909	5,122	31.0	558,305	413,302	-26.0
NETHERLANDS	6,359	8,980	41.2	175,432	157,609	-10.2
FRANCE	1,227	1,351	10.1	28,661	31,337	9.3
GERMANY, FED. REP. OF	1,605	1,507	-6.1	740,661	466,788	-37.0
AUSTRIA	6	19	216.7	7,933	538	-93.2
BELGIUM	139	346	148.9	18,682	1,370	-92.7
SWITZERLAND	372	317	-14.8	106,599	160,965	51.0
DENMARK	100	75	-25.0	138,472	166,704	20.4
NORWAY	107	129	20.6	29,363	70,650	140.6
SWEDEN	411	195	-52.6	3,656	11,386	211.4
FINLAND	0	124	-	0	873	-
IRELAND	17	0	-100.0	9,961	0	-100.0
ITALY	3,815	1,517	-60.2	213,725	246,159	15.2
SPAIN	1,322	1,052	-20.4	42,010	78,912	87.8
PORTUGAL	74	146	97.3	650	401	-38.3
ICELAND	5	4	-20.0	6,981	6,651	-4.7
GREECE	41	110	168.3	250	7,556	2,922.4
HUNGARY	30	0	-100.0	1,923	0	-100.0
POLAND	0	22	-	0	301	-
MALTA	409	2,485	507.6	10,479	31,701	202.5
CZECH REPUBLIC	10	0	-100.0	14,288	0	-100.0
RUSSIA FEDERATION	0	40	-	0	22,632	-

TABEL 5. PERKEMBANGAN EKSPOR INDONESIA MENURUT KOMODITI DAN NEGARA TUJUAN

JENIS BARANG	BERAT BERSIH (KG)		PERUB	NILAI FOB (US \$)		PERUB
	JAN-APR 2005	JAN-APR 2006	%	JAN-APR 2005	JAN-APR 2006	%
(1)	(2)	(3)	(4)	(5)	(6)	(7)
<b>-PETI KEMAS</b>	<b>22,013,001</b>	<b>1,155,614</b>	<b>-94.8</b>	<b>22,734,470</b>	<b>1,509,922</b>	<b>-93.4</b>
JAPAN	5,000	0	-100.0	3,010	0	-100.0
TAIWAN	3,402,000	0	-100.0	3,721,500	0	-100.0
THAILAND	28,907	4,000	-86.2	12,000	281	-97.7
SINGAPORE	212,569	168,001	-21.0	805,597	168,196	-79.1
MALAYSIA	128,107	41,420	-67.7	276,826	178,600	-35.5
MYANMAR (FORM. BURMA)	62,077	0	-100.0	23,892	0	-100.0
VIET NAM	0	26,227	-	0	109,337	-
UNITED ARAB EMIRATES	1,729	57,775	3,241.5	2,500	148,620	5,844.8
EAST TIMOR	10,000	0	-100.0	38,468	0	-100.0
UNITED STATES	2,802,000	0	-100.0	2,493,000	0	-100.0
PANAMA	378,000	0	-100.0	356,000	0	-100.0
BARBADOS	0	656,000	-	0	481,000	-
BERMUDA	834,000	0	-100.0	669,000	0	-100.0
UNITED KINGDOM	5,360	202,191	3,672.2	46,000	423,888	821.5
GERMANY, FED. REP. OF	3,658,252	0	-100.0	4,737,552	0	-100.0
DENMARK	8,261,000	0	-100.0	7,805,125	0	-100.0
MALTA	2,224,000	0	-100.0	1,744,000	0	-100.0
<b>-KOMPUTER DAN BAGIANNYA</b>	<b>28,368,209</b>	<b>30,619,350</b>	<b>7.9</b>	<b>504,720,108</b>	<b>486,120,350</b>	<b>-3.7</b>
JAPAN	4,506,673	2,378,384	-47.2	109,631,288	70,535,265	-35.7
HONG KONG	1,327,458	2,105,012	58.6	25,548,028	39,704,087	55.4
KOREA, REPUBLIC OF	144,562	733,083	407.1	2,604,942	12,591,806	383.4
TAIWAN	483,231	910,329	88.4	6,558,039	22,865,232	248.7
CHINA	1,199,123	1,818,572	51.7	15,130,188	45,164,149	198.5
THAILAND	283,497	1,440,818	408.2	4,154,890	13,481,085	224.5
SINGAPORE	2,930,757	2,882,404	-1.7	85,774,496	52,212,334	-39.1
PHILIPPINES	456,337	347,057	-24.0	4,738,420	3,952,297	-16.6
MALAYSIA	282,509	431,422	52.7	3,688,490	7,253,584	96.7
CAMBODIA	0	683	-	0	1,847	-
BRUNEI DARUSSALAM	1,000	50	-95.0	15,628	70	-99.6
VIET NAM	69,881	66,156	-5.3	516,652	406,620	-21.3
INDIA	585,371	698,682	19.4	8,014,878	9,516,251	18.7
PAKISTAN	20,479	14,006	-31.6	367,029	253,063	-31.1
BANGLADESH	0	4,030	-	0	58,766	-
SRI LANKA	13,872	593	-95.7	108,551	11,225	-89.7
IRAN (ISLAMIC REPUBLIC OF)	0	30,701	-	0	641,678	-
SAUDI ARABIA	0	11,356	-	0	201,472	-
KUWAIT	0	4	-	0	6,831	-
JORDAN	0	5,844	-	0	121,701	-
LEBANON	0	10,166	-	0	160,516	-
SYRIA ARAB REPUBLIC	0	19,239	-	0	175,209	-
TURKEY	95,681	121,588	27.1	924,414	722,100	-21.9
UNITED ARAB EMIRATES	450,807	429,349	-4.8	5,351,229	5,031,073	-6.0
EGYPT	16,965	32,639	92.4	184,528	484,922	162.8
LIBYAN ARAB JAMAHIRIYA	1,473	5,314	260.8	28,211	78,406	177.9
TUNISIA	2,078	1,435	-30.9	41,847	28,617	-31.6
ALGERIA	37,948	5,100	-86.6	408,015	17,100	-95.8
ETHIOPIA	0	766	-	0	7,850	-
GHANA	0	943	-	0	1,105	-
CONGO	573	0	-100.0	220	0	-100.0
NIGERIA	20,744	9,228	-55.5	159,476	57,015	-64.3
BENIN	0	28,800	-	0	15,600	-
SOUTH AFRICA	438	21,504	4,809.6	3,449	627,065	18,081.1
AUSTRALIA	338,498	523,825	54.8	6,668,902	7,663,350	14.9
NEW ZEALAND	0	226	-	0	2,754	-
SOLOMON ISLANDS	0	150	-	0	450	-
EAST TIMOR	5,332	8,318	56.0	74,270	4,289	-94.2
UNITED STATES	5,605,992	3,640,141	-35.1	97,384,427	53,272,034	-45.3
CANADA	8,562	56,742	562.7	168,896	725,142	329.3

TABEL 5. PERKEMBANGAN EKSPOR INDONESIA MENURUT KOMODITI DAN NEGARA TUJUAN

JENIS BARANG	BERAT BERSIH (KG)		PERUB	NILAI FOB (US \$)		PERUB
	JAN-APR 2005	JAN-APR 2006	%	JAN-APR 2005	JAN-APR 2006	%
(1)	(2)	(3)	(4)	(5)	(6)	(7)
MEXICO	799,857	710,477	-11.2	12,102,344	10,707,437	-11.5
GUATEMALA	0	5,681	-	0	136,142	-
PANAMA	0	99	-	0	722	-
CHILE	84,888	196,183	131.1	1,075,716	2,423,402	125.3
VENEZUELA	31,296	124,241	297.0	466,407	1,589,653	240.8
ARGENTINA	112,777	275,710	144.5	1,581,397	3,865,415	144.4
BRAZIL	696,100	813,241	16.8	5,394,854	7,525,676	39.5
COLOMBIA	34,568	95,617	176.6	444,546	1,128,689	153.9
ECUADOR	0	188	-	0	6,068	-
PERU	29,374	77,865	165.1	334,201	944,182	182.5
COSTA RICA	28,848	61,104	111.8	410,141	761,195	85.6
NETHERLANDS ANTILLES	1,350	52	-96.2	1,253	22,500	1,695.7
UNITED KINGDOM	41,016	57,412	40.0	1,268,021	1,624,135	28.1
NETHERLANDS	3,661,418	6,452,807	76.2	64,503,179	79,257,214	22.9
FRANCE	409	190	-53.6	10,543	5,198	-50.7
GERMANY, FED. REP. OF	1,249,743	964,803	-22.8	18,866,846	12,433,512	-34.1
BELGIUM	20	54	170.0	882	3,965	349.6
SWITZERLAND	0	25	-	0	2,372	-
DENMARK	0	366	-	0	16,400	-
SWEDEN	106	0	-100.0	250	0	-100.0
FINLAND	99,085	17,230	-82.6	2,363,002	280,314	-88.1
IRELAND	148,099	125,549	-15.2	3,347,925	3,411,487	1.9
ITALY	1,011	2,628	159.9	5,457	166,874	2,958.0
SPAIN	1,284	255	-80.1	6,844	10,512	53.6
PORTUGAL	0	6	-	0	8,061	-
GREECE	0	488	-	0	32,209	-
CZECHOSLOVAKIA	1,146	0	-100.0	440	0	-100.0
HUNGARY	2,265,804	82,933	-96.3	11,259,550	1,487,659	-86.8
POLAND	0	821	-	0	45,747	-
TURKMENISTAN	127	0	-100.0	2,832	0	-100.0
UZBEKISTAN	0	4,938	-	0	116,675	-
SLOVAKIA	0	7,344	-	0	106,034	-
SLOVENIA	0	1,677,149	-	0	8,870,432	-
CZECH REPUBLIC	190,042	69,235	-63.6	3,024,075	1,076,509	-64.4
<b>-KENDARAAN BERMOTOR RODA 2 DAN 3</b>	<b>1,085,763</b>	<b>1,365,541</b>	<b>25.8</b>	<b>8,591,295</b>	<b>10,412,780</b>	<b>21.2</b>
JAPAN	16,008	35,908	124.3	242,824	466,630	92.2
HONG KONG	178	0	-100.0	515	0	-100.0
TAIWAN	0	739	-	0	7,696	-
CHINA	1,080	98	-90.9	4,880	1,620	-66.8
THAILAND	680	16,145	2,274.3	4,760	327,821	6,787.0
SINGAPORE	70	315	350.0	877	1,799	105.1
PHILIPPINES	448,818	694,072	54.6	3,367,800	5,089,411	51.1
MALAYSIA	1,056	2,179	106.3	5,936	9,069	52.8
VIET NAM	21,888	34,278	56.6	280,320	391,100	39.5
INDIA	1,818	2,804	54.2	22,797	44,836	96.7
PAKISTAN	13,385	4,490	-66.5	104,910	34,562	-67.1
SRI LANKA	12	0	-100.0	299	0	-100.0
JORDAN	0	11,000	-	0	75,000	-
CYPRUS	0	200	-	0	842	-
ALGERIA	0	250	-	0	650	-
KENYA	3,914	0	-100.0	12,000	0	-100.0
GHANA	540	0	-100.0	39,000	0	-100.0
ANGOLA	3,300	10,853	228.9	22,200	66,830	201.0
CONGO	3,300	0	-100.0	22,200	0	-100.0
DJIBOUTI	0	2,640	-	0	18,000	-
SOUTH AFRICA	234	0	-100.0	2,700	0	-100.0
ZIMBABWE	3,300	0	-100.0	22,200	0	-100.0
AUSTRALIA	205	15,356	7,390.7	1,000	44,871	4,387.1
NEW ZEALAND	425	2,980	601.2	704	21,914	3,012.8

TABEL 5. PERKEMBANGAN EKSPOR INDONESIA MENURUT KOMODITI DAN NEGARA TUJUAN

JENIS BARANG	BERAT BERSIH (KG)		PERUB	NILAI FOB (US \$)		PERUB
	JAN-APR 2005	JAN-APR 2006	%	JAN-APR 2005	JAN-APR 2006	%
(1)	(2)	(3)	(4)	(5)	(6)	(7)
TONGA	310	0	-100.0	1,820	0	-100.0
CHRISTMAS ISLANDS	0	40	-	0	500	-
EAST TIMOR	5,279	1,049	-80.1	70,876	5,622	-92.1
UNITED STATES	3	600	19,900.0	23	2,700	11,639.1
MEXICO	0	28,800	-	0	222,428	-
GUATEMALA	0	5,760	-	0	42,000	-
HONDURAS	2,860	7,305	155.4	21,400	44,861	109.6
VENEZUELA	0	240	-	0	1,580	-
BRAZIL	63,700	200	-99.7	468,566	100	-100.0
COLOMBIA	307,323	386,856	25.9	2,421,721	2,809,961	16.0
PARAGUAY	0	120	-	0	750	-
DOMINICAN REPUBLIC	118,800	57,120	-51.9	810,000	368,060	-54.6
EL SALVADOR	3,300	6,240	89.1	22,500	42,100	87.1
COSTA RICA	0	2,880	-	0	21,000	-
BERMUDA	2,200	2,880	30.9	17,500	21,000	20.0
UNITED KINGDOM	1,728	2,042	18.2	24,000	16,680	-30.5
NETHERLANDS	788	0	-100.0	518	0	-100.0
FRANCE	7,645	4,998	-34.6	44,733	23,319	-47.9
GERMANY, FED. REP. OF	140	250	78.6	850	1,250	47.1
BELGIUM	0	588	-	0	856	-
NORWAY	0	150	-	0	1,150	-
FINLAND	0	4,256	-	0	2,174	-
ITALY	0	98	-	0	1,446	-
GREECE	51,476	18,762	-63.6	528,866	180,592	-65.9
<b>LEBIH</b>	<b>11,284,358</b>	<b>15,055,222</b>	<b>33.4</b>	<b>77,944,044</b>	<b>86,871,909</b>	<b>11.5</b>
JAPAN	128,440	105,324	-18.0	663,533	739,686	11.5
KOREA, REPUBLIC OF	150	0	-100.0	80	0	-100.0
TAIWAN	5,381	0	-100.0	37,802	0	-100.0
CHINA	1,500	2,365	57.7	14,000	19,708	40.8
PAPUA NEW GUINEA	479,741	0	-100.0	3,276,700	0	-100.0
THAILAND	6,255,726	1,736,784	-72.2	51,491,390	9,295,455	-82.0
SINGAPORE	696,105	557,431	-19.9	2,142,642	1,727,744	-19.4
PHILIPPINES	1,319,807	2,441,304	85.0	7,051,742	12,562,586	78.2
MALAYSIA	1,698,676	1,796,275	5.8	8,557,909	10,258,073	19.9
MYANMAR (FORM. BURMA)	0	31,969	-	0	97,512	-
BRUNEI DARUSSALAM	399,114	823,920	106.4	2,829,522	4,972,897	75.8
VIET NAM	52,962	755,953	1,327.4	235,200	2,521,095	971.9
PAKISTAN	1,950	626,108	32,008.1	18,134	3,928,454	21,563.5
BANGLADESH	9,000	0	-100.0	219,904	0	-100.0
SAUDI ARABIA	1,160	2,979,775	256,777.2	5,599	18,986,807	339,010.7
KUWAIT	0	198,771	-	0	1,488,126	-
LEBANON	0	28,620	-	0	248,354	-
YEMEN	0	54,015	-	0	295,846	-
OMAN	2,345	7,949	239.0	18,443	69,797	278.5
SYRIA ARAB REPUBLIC	0	65,894	-	0	466,093	-
UNITED ARAB EMIRATES	10,700	451,362	4,118.3	296,976	3,770,893	1,169.8
QATAR	0	99,571	-	0	660,810	-
BAHRAIN	0	42,925	-	0	379,673	-
MOROCCO	0	17,618	-	0	95,195	-
ALGERIA	0	1,270	-	0	8,985	-
TANZANIA, UNITED REPUBLIC OF	0	1,270	-	0	8,755	-
GUINEA	0	428,250	-	0	3,963,330	-
ANGOLA	0	34,096	-	0	192,837	-
SENEGAL	0	3,032	-	0	8,568	-
SEYCHELLES	0	3,810	-	0	26,266	-
SOUTH AFRICA	0	9,502	-	0	63,385	-
AUSTRALIA	45,244	351,086	676.0	239,398	2,673,141	1,016.6
NEW ZEALAND	32,480	26,880	-17.2	174,891	121,679	-30.4
SAINT VINCENT AND THE GRENADINES	0	16,237	-	0	73,633	-

TABEL 5. PERKEMBANGAN EKSPOR INDONESIA MENURUT KOMODITI DAN NEGARA TUJUAN

JENIS BARANG	BERAT BERSIH (KG)		PERUB	NILAI FOB (US \$)		PERUB
	JAN-APR 2005	JAN-APR 2006	%	JAN-APR 2005	JAN-APR 2006	%
(1)	(2)	(3)	(4)	(5)	(6)	(7)
VANUATU	0	3,544	-	0	19,667	-
FIJI	17,932	9,497	-47.0	158,765	58,358	-63.2
MARSHALL ISLANDS	0	3,544	-	0	20,463	-
SOLOMON ISLANDS	0	34,257	-	0	43,611	-
EAST TIMOR	56,397	5,250	-90.7	239,962	35,332	-85.3
UNITED STATES	3,019	239,538	7,834.4	4,057	1,348,231	33,132.2
GUATEMALA	0	72,647	-	0	387,472	-
HONDURAS	26,108	65,637	151.4	142,845	306,076	114.3
NICARAGUA	0	8,890	-	0	57,931	-
PANAMA	0	19,383	-	0	104,849	-
CHILE	0	369,431	-	0	1,752,376	-
BRAZIL	0	140	-	0	2,727	-
GUYANA	0	2,320	-	0	10,906	-
TRINIDAD AND TOBAGO	0	64,938	-	0	403,010	-
JAMAICA	0	37,364	-	0	212,007	-
PUERTO RICO	0	234,630	-	0	1,346,874	-
COSTA RICA	27,949	24,679	-11.7	25,323	140,423	454.5
BARBADOS	1,270	85,452	6,628.5	8,429	482,840	5,628.3
ARUBA	0	3,480	-	0	16,673	-
BERMUDA	0	12,480	-	0	76,341	-
DOMINICA	0	7,024	-	0	33,677	-
FRENCH POLYNESIA	0	11,029	-	0	73,374	-
NETHERLANDS ANTILLES	0	15,843	-	0	88,186	-
SAINT LUCIA	0	22,607	-	0	117,737	-
UNITED KINGDOM	8,048	1,500	-81.4	65,040	5,885	-91.0
FRANCE	1,900	0	-100.0	19,181	0	-100.0
GERMANY, FED. REP. OF	1,254	752	-40.0	6,577	1,500	-77.2
<b>-SUKU CADANG MESIN</b>	<b>32,644,136</b>	<b>32,710,896</b>	<b>0.2</b>	<b>484,251,292</b>	<b>235,387,348</b>	<b>-51.4</b>
JAPAN	5,666,687	8,771,994	54.8	27,322,666	20,587,533	-24.7
HONG KONG	7,482	125,815	1,581.6	937,933	92,969	-90.1
KOREA, REPUBLIC OF	65,470	1,474,434	2,152.1	146,819	1,558,898	961.8
TAIWAN	5,658	8,022	41.8	207,589	11,479	-94.5
CHINA	696,411	2,269,014	225.8	3,418,973	7,820,378	128.7
PAPUA NEW GUINEA	69,475	3,514	-94.9	160,418	11,601	-92.8
THAILAND	10,283,941	5,402,893	-47.5	17,716,979	9,629,705	-45.7
SINGAPORE	8,783,482	5,699,085	-35.1	365,427,567	137,382,628	-62.4
PHILIPPINES	144,422	130,399	-9.7	504,880	677,403	34.2
MALAYSIA	1,426,560	1,155,021	-19.0	43,595,870	27,331,130	-37.3
MYANMAR (FORM. BURMA)	5,720	0	-100.0	20,014	0	-100.0
BRUNEI DARUSSALAM	0	10,443	-	0	177,356	-
VIET NAM	170,401	177,331	4.1	321,094	899,252	180.1
MALDIVES	0	55	-	0	700	-
INDIA	134,044	46,832	-65.1	528,262	405,522	-23.2
PAKISTAN	2,900	26,875	826.7	68,298	484,790	609.8
BANGLADESH	350	151,139	43,082.6	6,955	392,794	5,547.7
SRI LANKA	0	545	-	0	4,700	-
IRAN (ISLAMIC REPUBLIC OF)	85,060	269,415	216.7	251,244	1,416,040	463.6
SAUDI ARABIA	101,914	14,801	-85.5	238,602	95,593	-59.9
KUWAIT	7,079	0	-100.0	43,559	0	-100.0
JORDAN	0	10,655	-	0	80,000	-
YEMEN	0	770	-	0	4,941	-
OMAN	11,389	0	-100.0	30,824	0	-100.0
TURKEY	60	91,831	152,951.7	933	268,502	28,678.4
UNITED ARAB EMIRATES	225,476	750,145	232.7	1,349,911	3,432,114	154.3
QATAR	61,380	30,770	-49.9	522,315	735,024	40.7
EGYPT	70	821	1,072.9	3,067	32,055	945.2
LIBYAN ARAB JAMAHIRIYA	0	286	-	0	737	-
SUDAN	208	0	-100.0	9,269	0	-100.0
TANZANIA, UNITED REPUBLIC OF	0	1,125	-	0	13,400	-

TABEL 5. PERKEMBANGAN EKSPOR INDONESIA MENURUT KOMODITI DAN NEGARA TUJUAN

JENIS BARANG	BERAT BERSIH (KG)		PERUB	NILAI FOB (US \$)		PERUB
	JAN-APR 2005	JAN-APR 2006	%	JAN-APR 2005	JAN-APR 2006	%
(1)	(2)	(3)	(4)	(5)	(6)	(7)
MOZAMBIQUE	0	340	-	0	5,000	-
BOTSWANA	0	280	-	0	3,100	-
GHANA	0	100	-	0	1,000	-
GUINEA	0	7,100	-	0	1,750	-
ANGOLA	2,322	1,695	-27.0	8,737	71,899	722.9
GABON	7,700	0	-100.0	19,632	0	-100.0
UGANDA	0	757	-	0	9,600	-
NIGER	0	1,190	-	0	10,600	-
SOUTH AFRICA	6,864	5,199	-24.3	115,268	18,080	-84.3
AUSTRALIA	426,518	177,496	-58.4	1,965,109	1,209,251	-38.5
NEW ZEALAND	51,077	2,486	-95.1	361,990	43,008	-88.1
NEW CALEDONIA	0	416	-	0	2,500	-
FIJI	0	62	-	0	300	-
EAST TIMOR	7	0	-100.0	330	0	-100.0
UNITED STATES	2,462,144	2,478,734	0.7	9,846,589	7,855,635	-20.2
CANADA	185,250	225,060	21.5	332,428	466,328	40.3
MEXICO	7,544	13,821	83.2	50,814	1,041,910	1,950.4
ARGENTINA	0	1,839	-	0	58,400	-
BRAZIL	46,020	34,254	-25.6	222,479	131,012	-41.1
URUGUAY	0	4,565	-	0	23,060	-
TRINIDAD AND TOBAGO	0	594,900	-	0	2,903,042	-
COSTA RICA	0	98	-	0	21,884	-
ANTIGUA AND BARBUDA	11,927	0	-100.0	113,893	0	-100.0
NETHERLANDS ANTILLES	0	349	-	0	46,998	-
UNITED KINGDOM	432,473	1,958,255	352.8	2,425,594	4,784,660	97.3
NETHERLANDS	110,616	69,983	-36.7	481,588	988,533	105.3
FRANCE	604,081	80,056	-86.8	3,087,860	207,546	-93.3
GERMANY, FED. REP. OF	75,514	170,290	125.5	614,686	567,575	-7.7
BELGIUM	2,596	1,640	-36.8	109,958	13,836	-87.4
LUXEMBOURG	0	54,398	-	0	27,309	-
DENMARK	104	0	-100.0	780	0	-100.0
NORWAY	19,998	0	-100.0	255,727	0	-100.0
SWEDEN	2,745	1,191	-56.6	246,638	18,965	-92.3
FINLAND	408	0	-100.0	17,448	0	-100.0
IRELAND	21,255	38,178	79.6	155,378	329,473	112.1
ITALY	20,780	77,058	270.8	52,163	142,758	173.7
SPAIN	4	1,582	39,450.0	92	26,090	28,258.7
GREECE	153	0	-100.0	5,549	0	-100.0
HUNGARY	3,814	3,434	-10.0	121,195	12,518	-89.7
POLAND	1,692	0	-100.0	82,387	0	-100.0
ROMANIA	0	2,700	-	0	450	-
MOLDOVA, REPUBLIC OF	52	0	-100.0	2,800	0	-100.0
LITHUANIA	278	0	-100.0	12,519	0	-100.0
ESTONIA	100	0	-100.0	2,104	0	-100.0
MALTA	0	435	-	0	2,618	-
SLOVAKIA	0	70,280	-	0	730,883	-
SLOVENIA	670	155	-76.9	1,330	368	-72.3
CZECH REPUBLIC	1,804	36	-98.0	40,503	2,447	-94.0
FAEROE ISLANDS	58	0	-100.0	1,065	0	-100.0
RUSSIA FEDERATION	181,929	6,454	-96.5	662,618	59,718	-91.0
<b>-SUKU CADANG KENDARAAN</b>	<b>52,457,064</b>	<b>64,043,740</b>	<b>22.1</b>	<b>302,880,887</b>	<b>382,953,828</b>	<b>26.4</b>
JAPAN	10,532,352	14,098,187	33.9	58,470,307	74,168,176	26.9
HONG KONG	58,402	43,042	-26.3	375,858	366,898	-2.4
KOREA, REPUBLIC OF	7,386	127,201	1,622.2	53,873	396,641	636.3
TAIWAN	2,502,796	1,278,876	-48.9	11,061,547	9,289,448	-16.0
CHINA	1,995,633	2,621,092	31.3	13,503,133	17,446,027	29.2
PAPUA NEW GUINEA	378	1,766	367.2	2,167	23,846	1,000.4
THAILAND	5,804,368	7,492,756	29.1	37,339,565	54,445,838	45.8
SINGAPORE	5,147,240	5,344,784	3.8	29,685,509	29,205,119	-1.6



TABEL 5. PERKEMBANGAN EKSPOR INDONESIA MENURUT KOMODITI DAN NEGARA TUJUAN

JENIS BARANG	BERAT BERSIH (KG)		PERUB	NILAI FOB (US \$)		PERUB
	JAN-APR 2005	JAN-APR 2006	%	JAN-APR 2005	JAN-APR 2006	%
(1)	(2)	(3)	(4)	(5)	(6)	(7)
PHILIPPINES	4,155,085	1,933,258	-53.5	24,381,644	12,058,604	-50.5
MALAYSIA	9,720,731	12,643,369	30.1	50,125,061	62,916,041	25.5
MYANMAR (FORM. BURMA)	29,844	29,210	-2.1	161,395	158,989	-1.5
CAMBODIA	36,672	0	-100.0	59,652	0	-100.0
BRUNEI DARUSSALAM	8,029	45,767	470.0	40,365	245,611	508.5
VIET NAM	917,910	2,919,116	218.0	9,095,872	16,194,444	78.0
MALDIVES	474	1,455	207.0	1,409	2,888	105.0
INDIA	597,858	593,614	-0.7	4,079,718	3,800,007	-6.9
PAKISTAN	538,661	534,063	-0.9	2,005,639	2,085,227	4.0
BANGLADESH	31,171	84,580	171.3	42,925	129,011	200.6
SRI LANKA	28,199	46,300	64.2	76,590	161,924	111.4
IRAN (ISLAMIC REPUBLIC OF)	97,834	20,622	-78.9	357,705	33,060	-90.8
SAUDI ARABIA	52,958	31,529	-40.5	186,654	147,104	-21.2
KUWAIT	0	1,672	-	0	20,702	-
JORDAN	45,465	51,060	12.3	155,358	203,474	31.0
LEBANON	42,570	24,946	-41.4	166,145	107,604	-35.2
YEMEN	666	33,236	4,890.4	7,134	143,237	1,907.8
OMAN	14,158	76,311	439.0	12,555	72,850	480.3
SYRIA ARAB REPUBLIC	32,265	0	-100.0	112,953	0	-100.0
TURKEY	84,568	168,003	98.7	254,588	513,845	101.8
UNITED ARAB EMIRATES	140,781	348,406	147.5	324,340	703,861	117.0
QATAR	0	40	-	0	952	-
BAHRAIN	1	336	33,500.0	23	5,293	22,913.0
CYPRUS	9,630	8,287	-14.0	68,942	75,212	9.1
EGYPT	130,587	114,183	-12.6	472,662	425,450	-10.0
TUNISIA	0	26,148	-	0	40,631	-
KENYA	165	1,108	571.5	519	5,488	957.4
MOZAMBIQUE	0	3,698	-	0	44,734	-
GHANA	0	72,000	-	0	440,000	-
GUINEA	0	44	-	0	15	-
ANGOLA	0	297	-	0	3,833	-
NIGERIA	16,796	2,830	-83.2	11,383	5,113	-55.1
COTE D'IVOIRE	169	85	-49.7	4,445	2,490	-44.0
DJIBOUTI	18	0	-100.0	25	0	-100.0
SOUTH AFRICA	96,001	188,111	96.0	886,119	2,017,710	127.7
MAURITIUS	8	0	-100.0	369	0	-100.0
AUSTRALIA	212,811	408,908	92.2	1,808,027	2,628,284	45.4
NEW ZEALAND	499	3,034	508.0	3,459	29,197	744.1
NEW CALEDONIA	552	0	-100.0	7,430	0	-100.0
SAINT VINCENT AND THE GRENADINES	0	95	-	0	1,120	-
VANUATU	0	426	-	0	7,476	-
FIJI	94	390	314.9	743	3,568	380.2
SOLOMON ISLANDS	0	272,913	-	0	330,527	-
EAST TIMOR	15,017	15,668	4.3	9,994	15,083	50.9
UNITED STATES	2,328,158	5,118,554	119.9	17,045,545	45,299,661	165.8
CANADA	56,642	26,758	-52.8	280,824	310,451	10.6
MEXICO	54,498	38,260	-29.8	128,371	72,981	-43.2
GUATEMALA	8,770	2,808	-68.0	72,718	35,372	-51.4
HONDURAS	65,090	0	-100.0	182,995	0	-100.0
NICARAGUA	0	1,057	-	0	11,005	-
PANAMA	0	1,164	-	0	21,717	-
CHILE	0	17,086	-	0	115,555	-
VENEZUELA	2,079	88	-95.8	27,254	171	-99.4
ARGENTINA	196,514	528,658	169.0	1,640,426	2,427,313	48.0
BRAZIL	374,202	592,740	58.4	2,223,241	6,072,468	173.1
COLOMBIA	69,263	141,757	104.7	312,241	1,200,447	284.5
PERU	43,688	1,112	-97.5	65,603	15,589	-76.2
GUYANA	0	242	-	0	3,408	-
TRINIDAD AND TOBAGO	0	2,799	-	0	19,371	-

TABEL 5. PERKEMBANGAN EKSPOR INDONESIA MENURUT KOMODITI DAN NEGARA TUJUAN

JENIS BARANG	BERAT BERSIH (KG)		PERUB	NILAI FOB (US \$)		PERUB
	JAN-APR 2005	JAN-APR 2006	%	JAN-APR 2005	JAN-APR 2006	%
(1)	(2)	(3)	(4)	(5)	(6)	(7)
PUERTO RICO	800	8,033	904.1	3,130	80,180	2,461.7
DOMINICAN REPUBLIC	0	4,380	-	0	40,901	-
EL SALVADOR	0	3,102	-	0	23,233	-
COSTA RICA	36	474	1,216.7	790	5,126	548.9
BARBADOS	0	2,504	-	0	16,735	-
ANTIGUA AND BARBUDA	29,890	211	-99.3	194,616	2,232	-98.9
ARUBA	0	1,003	-	0	13,697	-
BERMUDA	334	304	-9.0	3,961	1,917	-51.6
DOMINICA	0	82	-	0	1,991	-
FRENCH POLYNESIA	0	50	-	0	1,203	-
NETHERLANDS ANTILLES	102	173	69.6	503	834	65.8
SAINT KITTS AND NEVIS	0	137	-	0	1,142	-
UNITED KINGDOM	2,602,730	2,239,344	-14.0	20,382,350	20,639,852	1.3
NETHERLANDS	553,824	588,758	6.3	2,031,862	2,356,523	16.0
FRANCE	17,920	15,496	-13.5	102,680	109,046	6.2
GERMANY, FED. REP. OF	930,116	1,152,952	24.0	3,644,930	4,655,497	27.7
AUSTRIA	20,227	10,520	-48.0	85,874	39,935	-53.5
BELGIUM	173,148	22,213	-87.2	705,817	204,578	-71.0
SWITZERLAND	13,873	41	-99.7	102,591	640	-99.4
DENMARK	142,118	119,826	-15.7	579,960	548,086	-5.5
NORWAY	212,862	195,583	-8.1	889,951	871,002	-2.1
SWEDEN	347,091	259,895	-25.1	1,508,272	1,208,015	-19.9
FINLAND	244,687	159,707	-34.7	1,006,518	710,196	-29.4
IRELAND	0	17	-	0	306	-