



Katalog : 8202019

**BULETIN
STATISTIK PERDAGANGAN LUAR NEGERI**

EKSPOR

**MENURUT HARMONIZED SYSTEM
FEBRUARI 2022**



BADAN PUSAT STATISTIK

**BULETIN
STATISTIK PERDAGANGAN LUAR NEGERI**

EKSPOR

**MENURUT HARMONIZED SYSTEM
FEBRUARI 2022**



Buletin Statistik Perdagangan Luar Negeri Ekspor Menurut HS, Februari 2022

ISSN : 2745-3987

No. Publikasi: 06100.2217

Katalog: 8202019

Ukuran Buku: -

Jumlah Halaman: vi + 202 halaman

Naskah t:

Direktorat Statistik Distribusi

Penyunting:

Direktorat Statistik Distribusi

Desain Kover oleh:

Direktorat Diseminasi Statistik

Penerbit:

© BPS RI

Sumber Ilustrasi: -

Dilarang mengumumkan, mendistribusikan, mengkomunikasikan, dan/atau menggandakan sebagian atau seluruh isi buku ini untuk tujuan komersial tanpa izin tertulis dari Badan Pusat Statistik

KATA PENGANTAR

Buletin Statistik Perdagangan Luar Negeri Ekspor yang diterbitkan secara bulanan memuat data ekspor menurut 21 kelompok penggolongan barang, HS (*Harmonized System*) 2 digit, HS 8 digit, Negara Tujuan Ekspor, Provinsi, dan Pelabuhan Muat yang dirinci menurut Berat Bersih dan Nilai FOB. Buletin terbitan kali ini menyajikan data bulan Februari 2022 serta kumulatif bulan Januari sampai Februari 2022.

Buletin ini juga menyajikan gambaran singkat tentang perbandingan, pertumbuhan, dan peranan data ekspor menurut rincian diatas, serta data pokok yang cukup dominan atau yang mengalami perubahan signifikan. Diharapkan data ekspor ini dapat digunakan sebagai dasar evaluasi dan kajian perkembangan ekspor Indonesia.

Kepada para pengguna data, saran dan kritik yang bersifat konstruktif demi penyempurnaan publikasi ini, sangat diharapkan. Kiranya usaha BPS untuk meningkatkan pelayanan dan pemasyarakatan statistik (khususnya data Statistik Ekspor) dapat dilaksanakan secara baik dan berkesinambungan.

Jakarta, April 2022

Kepala Badan Pusat Statistik



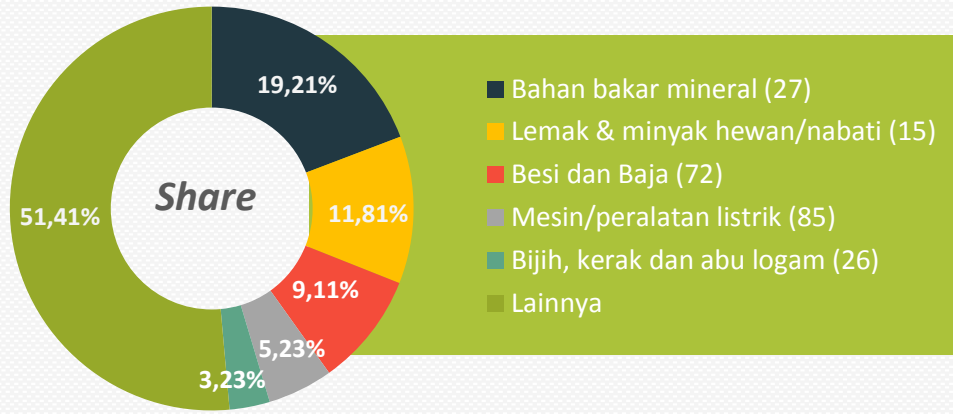
Dr. Margo Yuwono

DAFTAR ISI

	Halaman / Page
Kata Pengantar	iii
Daftar Isi	iv
Penjelasan.....	1-3
Ringkasan	4-10
 Tabel-Tabel	
Tabel 1. Ekspor Indonesia Menurut 21 Golongan Barang.....	11
Tabel 2. Ekspor Indonesia Menurut Kode HS 2 digit	12-14
Tabel 3. Ekspor Indonesia Menurut Komoditi (Kode HS 8 digit)	15-193
Tabel 4. Ekspor Indonesia Menurut Negara Tujuan.....	194-197
Tabel 5. Ekspor Indonesia Menurut Provinsi dan Pelabuhan Muat..	198-202

**EKSPOR
INDONESIA
MENURUT
HARMONIZED
SYSTEM**

**FEBRUARI
2022**



EKSPOR KE BEBERAPA NEGARA UTAMA

Amerika Serikat
=
US\$2,39 miliar

Tiongkok
=
US\$3,80 miliar

Jepang
=
US\$1,87 miliar

Ekspor Indonesia ke tiga negara tujuan utama (Tiongkok, Jepang, dan Amerika Serikat) pada Februari 2022 mencapai 39,38 persen dari keseluruhan ekspor Indonesia

EKSPOR DARI BEBERAPA PELABUHAN UTAMA

Ekspor Indonesia terbesar diangkut dari Pelabuhan Tanjung Priok yang berada di Provinsi DKI Jakarta

**Total Ekspor
Februari
2022
=
US\$ 20,47
miliar**



PENJELASAN

A. PENDAHULUAN

Penyajian buku publikasi Buletin Statistik Perdagangan Luar Negeri Ekspor menurut HS Februari 2022 terdiri dari :

- Bagian ulasan yang menjelaskan tentang ringkasan ekspor Indonesia dari sisi migas dan nonmigas, perkembangan nilai ekspor Indonesia (FOB), ekspor Indonesia menurut negara tujuan utama, ekspor golongan barang HS 2 digit utama, ekspor Indonesia menurut pelabuhan muat utama tiap provinsi.
- Bagian lampiran yang berisi Tabel 1. Ekspor Indonesia Menurut 21 Golongan Barang, Tabel 2. Ekspor Indonesia Menurut Kode HS 2 Digit, Tabel 3. Ekspor Indonesia Menurut Komoditi (Kode HS 8 Digit), Tabel 4. Ekspor Indonesia Menurut Negara Tujuan dan Tabel 5. Ekspor Indonesia Menurut Provinsi dan Pelabuhan Muat.

B. DAERAH PENCATATAN

Daerah pencatatan statistik dalam publikasi ini meliputi seluruh wilayah Republik Indonesia.

C. SUMBER DATA

Data Ekspor dikumpulkan berdasarkan dokumen ekspor atau Pemberitahuan Ekspor Barang (PEB) yang diisi oleh Eksportir dan telah diberikan ijin muat oleh Kantor Pelayanan Bea dan Cukai, selanjutnya dikirim ke Badan Pusat Statistik (BPS) dan Bank Indonesia (BI). Sejak tahun 2015, sumber data lainnya adalah catatan instansi lain, PT. POS Indonesia, dan survei ekspor perbatasan laut.

D. SISTEM PERDAGANGAN

Pencatatan Statistik Perdagangan Luar Negeri menggunakan sistem perdagangan umum (*General Trade*) dimana pencatatan dilakukan dari dokumen PEB dan non PEB yang dimuat dari pelabuhan di seluruh wilayah Indonesia termasuk kawasan berikat.

E. RUANG LINGKUP

Pencatatan Statistik Ekspor meliputi seluruh barang yang keluar dari wilayah Republik Indonesia, baik yang bersifat komersial maupun bukan komersial seperti bantuan barang kredit lunak, hadiah dan sebagainya.

- a. Ekspor kapal laut dan pesawat udara termasuk dalam statistik ekspor sedangkan ekspor bunker oil untuk kapal tidak tercatat dalam publikasi ini.
- b. Barang-barang yang diolah di luar negeri tetap dicatat sebagai ekspor, meskipun hasil olahan barang tersebut akan kembali masuk ke wilayah Indonesia.
- c. Barang-barang berikut ini tidak termasuk dalam statistik ekspor, yaitu : pakaian dan barang-barang perhiasan penumpang, barang-barang yang dikirim untuk perwakilan Indonesia di luar negeri, barang-barang untuk ekspedisi dan ekshibisi/pameran, pembungkus/peti kemas untuk diisi di luar negeri, uang dan surat-surat berharga, barang-barang contoh dan barang-barang yang dikirim ke luar negeri untuk diperbaiki.

F. SISTEM PENGOLAHAN

Data dalam publikasi ini mencakup dokumen-dokumen ekspor periode pencatatan Februari 2022 yang diterima Badan Pusat Statistik, yang terdiri dari dokumen kepabeanaan (PEB) dan dokumen dari sumber lainnya (non PEB).

G. KLASIFIKASI JENIS BARANG

Penggolongan barang di dalam publikasi periode Februari 2022 ini menggunakan Klasifikasi menurut Buku Tarif Kepabeanan Indonesia 2017 (BTKI-2017) yang didasarkan atas *Harmonized System* (HS) merupakan pembaruan dari BTKI tahun 2012. Versi yang terakhir ini mengalami perubahan yang relatif besar dibanding sistem pengkodean versi sebelumnya yaitu penggolongan barang dari 10 digit menjadi 8 digit serta perubahan pada penggolongan/pengelompokan barang maupun pendefinisianya.

H. PERIODE REFERENSI

Periode penentuan ekspor adalah tanggal diberikannya izin muat barang tersebut oleh pejabat Kantor Pelayanan Bea dan Cukai setelah diadakan pemeriksaan seperlunya.

I. NILAI BARANG

Nilai barang yang dicatat untuk Statistik Ekspor adalah nilai FOB (dolar AS).

J. SATUAN BARANG

Sejak tahun 1975 ekspor disajikan dalam berat bersih (kg).

K. NEGARA TUJUAN

Yang dimaksud dengan negara tujuan adalah negara tujuan akhir (*last known destination*) yang diketahui dimana barang tersebut akan dikonsumsi atau diperdagangkan.

L. PELABUHAN MUAT

Yang dimaksud dengan pelabuhan muat ekspor adalah pelabuhan muat dimana surat izin muat ekspor tersebut dikeluarkan.

RINGKASAN

Ekspor Indonesia pada bulan Februari 2022 mencapai nilai US\$20.472,9 juta dengan volume 44.630,4 ribu ton, yang terdiri dari US\$994,8 juta hasil ekspor minyak dan gas (migas) dan US\$19.478,1 juta hasil ekspor komoditi nonmigas.

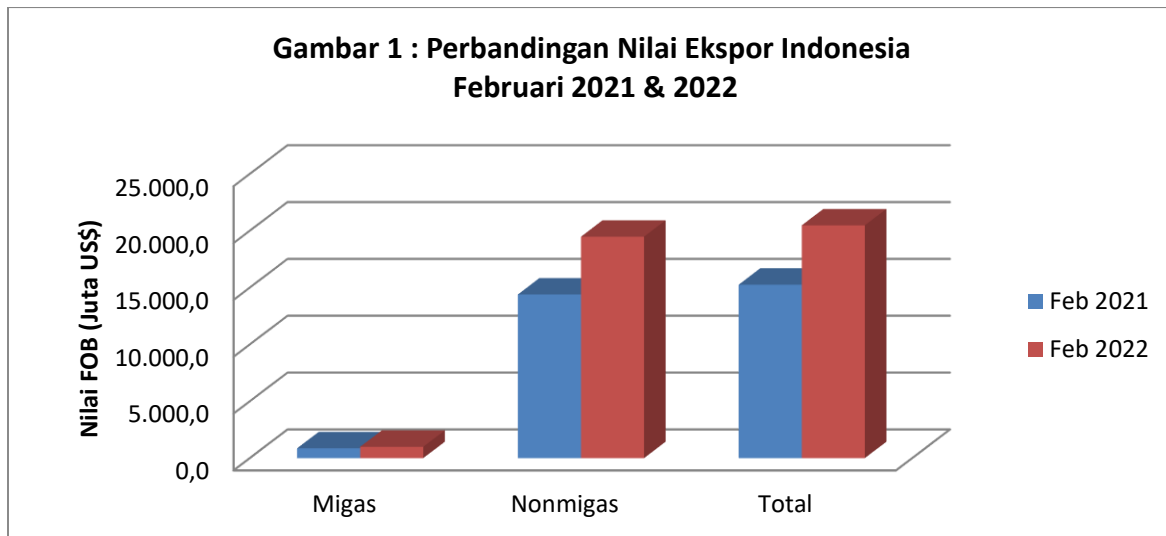
Dibandingkan periode yang sama tahun 2021, nilai ekspor naik US\$5.216,7 juta, karena adanya peningkatan ekspor dari kelompok migas sebesar US\$134,3 juta atau naik 15,60 persen. Demikian juga ekspor nonmigas mengalami peningkatan sebesar US\$5.082,5 juta.

Dengan demikian, dapat dilihat bahwa penerimaan dari sektor migas menunjukkan peningkatan. Walaupun kebijakan pemerintah yang mengutamakan

produksi migas yang ada untuk memenuhi kebutuhan dalam negeri dibanding ekspor, Namun ekspor migas terus mengalami peningkatan. Demikian juga pada ekspor nonmigas, terjadi peningkatan kinerja dibandingkan nilai ekspor nonmigas periode yang sama pada tahun 2021.

Peningkatan pada ekspor migas diakibatkan karena meningkatnya semua komponen migas, yaitu minyak mentah, hasil minyak dan gas.

Harga minyak mentah Indonesia pada bulan Februari 2022 sebesar US\$95,72 per barelnya, naik sebesar US\$35,36 per barel dibandingkan bulan Februari 2021.

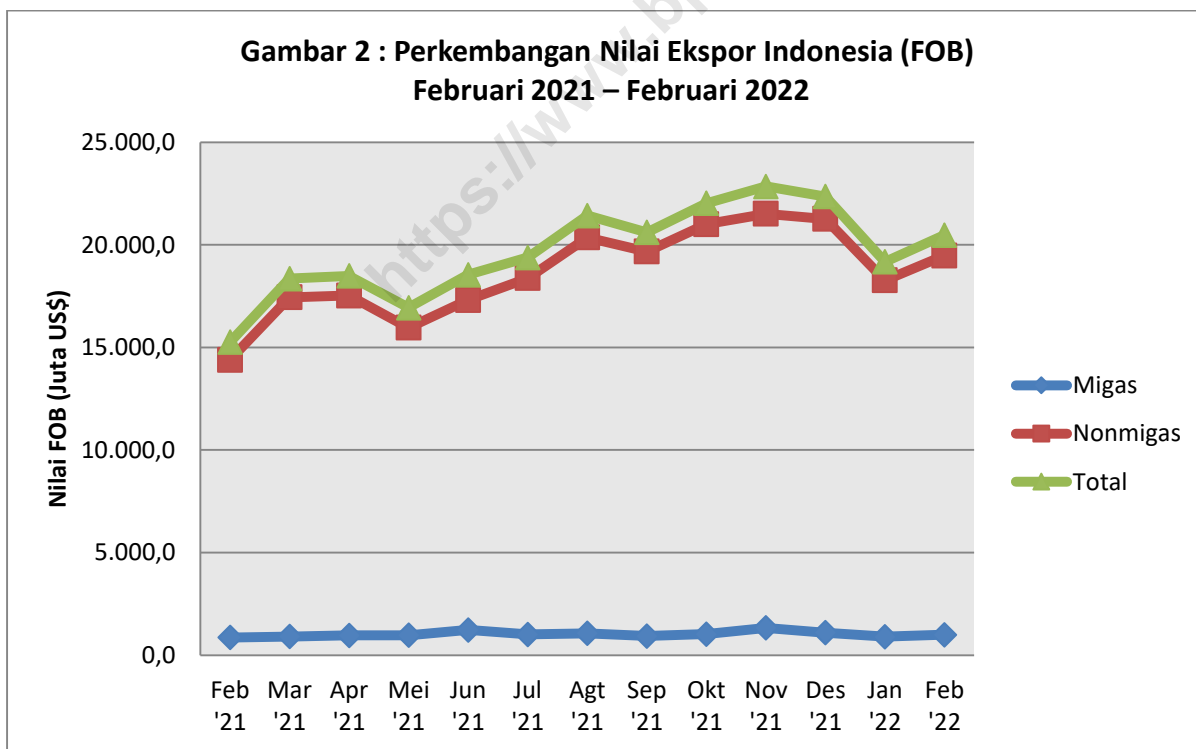


Sumber : dokumen PEB, non PEB, diolah

Pada Gambar 1 ditampilkan perbandingan nilai ekspor periode Februari 2021 dan 2022. Sedangkan trend perkembangannya dari bulan Februari 2021 sampai dengan Februari 2022 disajikan pada Gambar 2. Nilai ekspor kelompok migas pada Februari 2021 senilai US\$860,6 juta yang terdiri dari minyak mentah, hasil minyak dan gas masing-masing senilai US\$329,9 juta, US\$119,4 juta, dan US\$411,3 juta. Sedangkan pada Februari 2022 untuk kelompok migas memiliki rincian yang terdiri dari minyak mentah sebesar US\$98,6

juta, hasil minyak sebesar US\$327,2 juta dan gas sebesar US\$569,1 juta.

Nilai ekspor untuk kelompok nonmigas yang terdiri dari hasil pertanian, hasil industri pengolahan serta hasil tambang dan lainnya pada bulan Februari 2021 masing-masing US\$310,2 juta, US\$12.135,9 juta, dan US\$ 1.949,6 juta. Sementara itu pada periode Februari 2022 masing-masing mencapai US\$345,2 juta, US\$15.533,7 juta, dan US\$3.599,1 juta.



Sumber : dokumen PEB, non PEB, diolah

Nilai ekspor Indonesia Februari 2022 mencapai US\$20,47 miliar atau naik sebesar 6,78 persen dibanding ekspor Januari 2022, dan naik sebesar 34,19 persen dibanding ekspor Februari 2021.

Ekspor nonmigas Februari 2022 mencapai US\$19,48 miliar atau naik sebesar 6,60 persen dibanding nilai ekspor nonmigas Januari 2022, dan naik 35,31 persen dibanding ekspor nonmigas Februari 2021.

Dipandang dari negara tujuan ekspor utama (Tabel A) ekspor ke Tiongkok Februari 2022 mencapai angka terbesar yaitu US\$3,80 miliar, disusul Amerika Serikat US\$2,39 miliar dan Jepang US\$1,87 miliar, dengan kontribusi ketiganya mencapai 39,38 persen.

Untuk negara utama, peningkatan terjadi pada ekspor ke India dengan peningkatan sebesar US\$707,7 juta, Tiongkok dengan peningkatan sebesar US\$665,7 juta dan Jepang dengan peningkatan sebesar US\$597,5 juta.

Untuk ekspor ke Uni Eropa (27 negara) sebesar US\$1,60 miliar, menunjukkan peningkatan ekspor dibandingkan dengan nilai ekspor pada periode yang sama tahun 2021.

Sedangkan penurunan nilai pada negara tujuan utama, terbesar antara lain Australia dengan persentase penurunan 22,58 persen, Thailand dengan persentase

penurunan 5,58 persen, dan Yunani dengan persentase penurunan 0,10 persen.

Pada Tabel B ekspor golongan barang HS 2 digit utama terlihat sebagian meningkat, terbesar terjadi pada bahan bakar mineral sebesar US\$1.163,8 juta yang merupakan komoditi ekspor terbesar pertama pada Februari 2022 dan 2021.

Sedangkan penurunan terbesar ekspor golongan barang HS 2 digit utama Februari 2022 terjadi pada kendaraan dan bagiannya sebesar US\$49.8 juta yang merupakan komoditi ekspor terbesar ke-6 pada Februari 2022 dan terbesar ke-5 pada Februari 2021.

Menurut sektor, ekspor hasil industri pengolahan Februari 2022 naik sebesar 28,00 persen dibanding ekspor hasil industri pengolahan periode yang sama tahun 2021, ekspor hasil tambang & lainnya naik sebesar 84,61 persen, sedangkan ekspor hasil pertanian naik sebesar 11,28 persen.

Berdasarkan Tabel C total ekspor Indonesia menurut provinsi pelabuhan muat, ekspor Indonesia terbesar pada Februari 2022 berasal dari DKI (daerah khusus ibukota) Jakarta dengan nilai US\$5,88 miliar (28,73 persen), diikuti Kalimantan Timur sebesar US\$2,01 miliar (9,82 persen) dan Jawa Timur sebesar US\$1,86 miliar (9,08 persen).

**Tabel A. Total Ekspor Indonesia Menurut Negara Tujuan Utama
Februari 2021 dan Februari 2022**

Negara Tujuan	Nilai FOB (Juta US\$)				Perubahan Feb'22 thd Feb'21 (Juta US\$)
	Februari	Februari	Jan-Feb	Jan-Feb	
	2021	2022	2021	2022	
(1)	(2)	(3)	(4)	(5)	(6)
ASEAN	3.424,6	4.259,6	6.977,2	8.026,8	835,0
1 Singapura	771,8	1.101,5	1.608,9	2.077,1	329,7
2 Malaysia	820,9	1.117,8	1.697,0	2.114,1	296,9
3 Thailand	626,1	591,2	1.241,1	1.133,3	-34,9
Asean Lainnya	1.205,8	1.449,1	2.430,2	2.702,3	243,3
UNI EROPA	1.245,8	1.597,0	2.509,7	3.306,7	351,2
4 Jerman	211,7	246,3	451,8	537,2	34,6
5 Belanda	70,7	112,6	161,3	221,5	41,9
6 Italia	111,2	111,1	201,9	246,5	-0,1
Uni Eropa Lainnya	852,2	1.127,0	1.694,6	2.301,5	274,8
NEGARA UTAMA LAINNYA	8.376,8	11.353,2	16.602,0	21.916,5	2.976,3
7 Tiongkok	3.135,3	3.801,0	6.345,2	7.519,5	665,7
8 Jepang	1.271,6	1.869,0	2.670,1	3.518,5	597,5
9 Amerika Serikat	1.856,6	2.393,1	3.530,9	4.957,6	536,5
10 India	724,1	1.431,9	1.626,9	2.472,1	707,7
11 Australia	307,7	238,2	530,6	506,3	-69,5
12 Korea Selatan	591,9	1.009,9	1.152,7	1.846,2	418,0
13 Taiwan	489,7	610,1	745,4	1.096,2	120,4
Total 13 Negara Tujuan Utama	10.989,3	14.633,6	21.964,0	28.246,2	3.644,4
Lainnya	4.266,9	5.839,3	8.585,8	11.400,4	1.572,3
Total Ekspor Indonesia	15.256,2	20.472,9	30.549,8	39.646,6	5.216,7

Sumber : dokumen PEB, non PEB, diolah

Pada Tabel 1 disajikan ekspor menurut 21 golongan barang HS. Disini terlihat bahwa perolehan devisa terbesar pada bulan Februari 2022 dari kelompok golongan barang V (Produk mineral) dengan nilai US\$4.691,8 juta atau sekitar 22,92 persen dari total ekspor, kelompok golongan barang III (Lemak, Minyak, Malam Nabati/Hewani) senilai US\$2.417,5 juta atau sekitar 11,81 persen, serta kelompok golongan barang XV (Logam tidak mulia dan barang daripadanya) dengan nilai US\$2.904,7 juta atau sekitar 14,19 persen.

Dibandingkan periode yang sama tahun sebelumnya, produk mineral mengalami peningkatan 53,42 persen; demikian pula dengan lemak, minyak, malam nabati/hewani mengalami peningkatan sebesar 40,64 persen dan logam tidak mulia dan barang daripadanya naik sebesar 62,61 persen.

Pada Tabel 2 disajikan ekspor menurut HS 2 digit. Nilai ekspor yang mengalami pertumbuhan positif terbesar untuk bulan Februari 2022 dibandingkan dengan nilai ekspor Februari 2021 antara lain HS 81 (*other base metal; cermets; and articles thereof*) dengan tingkat pertumbuhan 6.282,37 persen dengan nilai ekspor US\$29,9 juta. Kemudian HS 43 (*furskins & artificial fur; manufactures thereof*) dengan besar

tingkat pertumbuhan mencapai 4.228,28 persen dan memiliki nilai ekspor mencapai US\$0,1 juta. selanjutnya HS 45 (*cork and articles of cork*) yang memiliki tingkat pertumbuhan 2.181,92 persen dengan nilai ekspor US\$74.392. Kemudian peningkatan terjadi pada HS 89 (*ships, boat, and floating structures*) dengan tingkat pertumbuhannya sebesar 434,83 persen dan nilai ekspor mencapai US\$9,9 juta, serta HS 37 (*photographic and cinematographic goods*) dengan tingkat pertumbuhan mencapai 340,68 persen dengan nilai ekspor mencapai US\$0,2 juta.

Adapun jenis barang yang mengalami penurunan antara lain HS 93 (*arms & ammunition; parts and accessories thereof*) dengan penurunan ekspor 86,61 persen dengan nilai ekspor US\$84.178, kemudian HS 31 (*fertilizers*) yang mengalami penurunan mencapai 81,67 persen dengan total nilai ekspor mencapai US\$4,7 juta. Selanjutnya HS 36 (*explosives; pyrotechnic products; matches; pyrophonic alloys; certain combustible preparations*) dengan penurunan ekspor 73,85 persen dengan nilai ekspor US\$0,2 juta, diikuti HS 11 (*products of the milling industry*) yang mengalami penurunan ekspor 69,22 persen dengan nilai ekspor sebesar US\$5,9 juta, dan HS 49 (*printed books, newspapers, pictures, and*

other product) yang mengalami penurunan ekspor sebesar 64,42 persen dengan nilai ekspor sebesar US\$1,4 juta.

**Tabel B. Total Ekspor Golongan Barang HS2 Digit Utama
Februari 2021 dan Februari 2022**

Golongan Barang (HS)	Nilai FOB (Juta US\$)				Perubahan Feb'22 thd Feb'21 (Juta US\$)
	Februari 2021	Februari 2022	Jan-Feb 2021	Jan-Feb 2022	
(1)	(2)	(3)	(4)	(5)	(6)
1 Bahan bakar mineral (27)	2.829,2	3.993,0	5.589,3	6.135,9	1.163,8
2 Lemak & minyak hewan/nabati (15)	1.718,9	2.417,5	4.077,3	4.842,1	698,6
3 Besi dan Baja (72)	1.235,0	1.864,2	2.229,5	4.101,3	629,2
4 Mesin/peralatan listrik (85)	837,7	1.071,1	1.698,0	2.136,3	233,5
5 Bijih, kerak dan abu logam (26)	181,0	661,8	503,5	1.613,4	480,8
6 Kendaraan dan Bagiannya (87)	813,5	763,7	1.539,9	1.507,2	-49,8
7 Berbagai Produk Kimia (38)	451,7	702,6	877,2	1.370,6	250,9
8 Perhiasan/Permata (71)	378,6	858,3	688,3	1.351,8	479,7
9 Alas kaki (64)	480,8	623,3	970,9	1.282,7	142,5
10 Mesin-mesin/Pesawat Mekanik (84)	502,7	581,3	1.047,3	1.189,7	78,5
Total 10 Golongan Barang	9.429,3	13.536,9	19.221,3	25.531,0	4.107,6
Lainnya	5.826,9	6.936,0	11.328,6	14.115,5	1.109,1
Total Ekspor Indonesia	15.256,2	20.472,9	30.549,8	39.646,6	5.216,7

Sumber : dokumen PEB, non PEB, diolah

**Tabel C. Total Ekspor Indonesia Menurut Pelabuhan Muat Utama Tiap Provinsi
Bulan Februari 2022 (Juta US\$)**

Provinsi	Nilai Fob (Juta US\$)	Pelabuhan Muat	Nilai Fob (Juta US\$)
(1)	(2)	(3)	(4)
ACEH	39,8	MEULABOH	36,7
SUMATERA UTARA	885,4	BELAWAN	789,5
SUMATERA BARAT	226,8	PADANG/TL.BAYUR	226,8
RIAU	1.637,7	DUMAI	1.215,2
JAMBI	111,1	JAMBI	91,1
SUMATERA SELATAN	394,7	MUSI RIVER/BOOM BARU	374,7
BENGKULU	17,5	PULAU BAAI	9,5
LAMPUNG	291,6	TARAHAN	180,7
KEPULAUAN BANGKA BELITUNG	255,1	PANGKAL BALAM	148,3
KEPULAUAN RIAU	1.457,8	BATU AMPAR	672,6
DKI JAKARTA	5.881,4	TANJUNG PRIOK	4.758,7
JAWA BARAT	140,8	BALONGAN	17,5
JAWA TENGAH	650,8	TANJUNG EMAS	617,0
DI YOGYAKARTA	-	YOGYAKARTA INTERNATIONAL AIRPORT(U)	-
JAWA TIMUR	1.858,0	TANJUNG PERAK	1.575,7
BANTEN	135,6	CIGADING	50,3
BALI	2,1	NGURAH RAI (U)	1,9
NUSA TENGGARA BARAT	149,9	BENETE	148,4
NUSA TENGGARA TIMUR	2,5	ATAPUPU	2,4
KALIMANTAN BARAT	231,4	PONTIANAK	166,1
KALIMANTAN TENGAH	130,8	KUMAI	109,9
KALIMANTAN SELATAN	1.134,6	BANJARMASIN	596,6
KALIMANTAN TIMUR	2.009,6	SAMARINDA	409,2
KALIMANTAN UTARA	157,0	LINGKAS TARAKAN	122,3
SULAWESI UTARA	81,6	BITUNG	67,2
SULAWESI TENGAH	1.115,6	KOLONEDALE	959,7
SULAWESI SELATAN	130,6	MALILI, SULAWESI	79,6
SULAWESI TENGGARA	286,1	KENDARI	286,1
GORONTALO	0,2	GORONTALO	0,2
SULAWESI BARAT	0,9	MAMUJU	0,9
MALUKU	0,2	BULA	-
MALUKU UTARA	560,5	OBISLAND	560,5
PAPUA BARAT	69,0	BINTUNI, IRIAN JAYA	67,7
PAPUA	426,1	AMAMAPARE	411,3
Total Ekspor Indonesia	20.472,9	Total Pelabuhan Utama	14.754,6

Sumber : dokumen PEB, non PEB, diolah

Tabel 1. Ekspor Indonesia menurut 21 Golongan Barang

Februari 2022

Golongan	Uraian golongan barang	Berat bersih (Kg)		Nilai F.O.B. (U S \$)	
		Bulan ini	Kumulatif	Bulan ini	Kumulatif
(1)	(2)	(3)	(4)	(5)	(6)
I	Binatang Hidup; Produk Hewani	58.676.597	127.495.014	330.082.269	733.407.003
II	Produk Nabati	531.563.869	1.070.978.896	313.173.150	653.462.719
III	Lemak, Minyak, Malam Nabati/hewani	1.844.580.674	3.747.979.195	2.417.509.336	4.842.139.890
IV	Olahan Makanan, minuman, Minuman Keras, Tembakau	798.061.320	1.640.443.240	787.485.402	1.585.446.442
V	Produk Mineral	36.850.128.878	55.706.779.355	4.691.793.675	7.823.900.081
VI	Produk Industri Kimia atau Produk Industri Terkait	1.050.622.621	2.226.613.898	1.443.791.241	2.969.586.340
VII	Plastik, Karet, dan Barang-barang Daripadanya	347.074.482	751.339.806	746.189.712	1.604.625.920
VIII	Kulit, Kulit Samak dan Barang Daripadanya	5.741.542	11.931.552	112.118.768	234.751.080
IX	Kayu dan Barang dari Kayu, Barang Anyaman, dll	534.483.022	1.080.929.923	465.165.378	913.281.273
X	Pulp, Kertas dan Barang Daripadanya	840.225.489	1.799.364.223	568.415.521	1.192.030.554
XI	Tekstil dan Barang Tekstil	178.207.380	369.255.034	1.178.081.678	2.500.622.863
XII	Alas Kaki, Payung, Bunga Tiruan, dll	32.033.262	65.972.902	665.660.131	1.365.880.902
XIII	Barang dari Batu, Semen, Mika, Keramik, Kaca, dll	91.738.973	184.213.869	69.326.672	142.349.897
XIV	Mutiara, Batu Mulia/Semi Mulia, Logam Mulia/Semi Mulia, dll	234.124	497.993	858.348.005	1.351.794.931
XV	Logam Tidak Mulia dan Barang Daripadanya	1.187.613.670	2.460.705.848	2.904.742.939	5.829.377.589
XVI	Mesin dan Perlengkapan Elektris, serta Aksesoris dari Barang Tersebut	116.319.023	229.828.679	1.652.386.191	3.325.963.020
XVII	Kendaraan, Pesawat Terbang, Kapal dll	84.176.693	166.297.353	780.035.363	1.546.218.388
XVIII	Alat Optis, Fotografi, Musik, Jam dll	7.114.188	14.984.966	136.691.802	284.882.411
XIX	Senjata dan Amunisi; Bagian dan Aksesorisnya	864	1.287	84.178	115.141
XX	Bermacam-macam Barang Hasil Pabrik	71.660.133	151.076.107	350.176.442	743.630.093
XXI	Karya Seni, Barang Kolektor dan Barang Antik	109.665	208.784	1.636.428	3.126.785
	Total Ekspor	44.630.366.469	71.806.897.925	20.472.894.279	39.646.593.323

Sumber : dokumen PEB dan non PEB, diolah

Tabel 2. Ekspor Indonesia menurut kode HS 2 digit

Februari 2022

H S	Uraian golongan barang	Berat bersih (Kg)		Nilai F.O.B. (U S \$)	
		Bulan ini	Kumulatif	Bulan ini	Kumulatif
(1)	(2)	(3)	(4)	(5)	(6)
01	Live animals	1.779.197	3.775.706	4.014.925	8.592.641
02	Meat and edible meat offal	165.348	319.398	986.862	1.956.026
03	Fish and crustaceans, Molluscs and other aquatic invertebrates	52.272.541	115.134.486	273.184.031	613.795.237
04	Dairy products, bird's eggs; natural honey, edible products of animal	3.101.986	5.853.345	47.944.878	101.549.839
05	Products of animal origin, not elsewhere specified or included	1.357.525	2.412.080	3.951.574	7.513.261
06	Live trees and other plants; bulbs, roots and the like; cut flowers and ornamental foliage	404.800	1.183.229	1.711.351	4.262.893
07	Edible vegetables and certain roots and tubers	5.610.419	12.046.939	4.343.884	10.586.176
08	Edible fruits and nuts; peel of citrus fruit or melons	107.574.440	205.647.284	75.067.639	156.942.504
09	Coffee, tea, mate, and spices	43.187.793	92.969.618	147.882.656	303.219.902
10	Cereals	453.879	555.639	384.198	474.210
11	Products of the milling industry; malt, starches; inulin; wheat gluten	10.111.729	20.500.083	5.859.852	13.822.806
12	Oil seeds and oleaginous fruits; miscellaneous grains, seed, and fruits; industrial or medical plants; straw and fodder	20.922.686	39.661.183	30.213.644	60.115.743
13	Lac; gums; resins and other vegetable saps and extracts	4.669.289	10.263.501	14.900.013	33.973.028
14	Vegetable plaiting materials; vegetable products not elsewhere	338.628.834	688.151.418	32.809.913	70.065.456
15	Animal or vegetable fats and oils and their cleavage products; prepared edible fats; animal or vegetable waxes	1.844.580.674	3.747.979.195	2.417.509.336	4.842.139.890
16	Preparations of meat/fish/crustaceans/molluscs or other aquatic	14.390.205	31.962.925	135.335.598	283.510.937
17	Sugar and sugar confectionery	39.210.185	140.246.994	35.609.028	82.370.577
18	Cocoa and cocoa preparations	28.635.817	59.083.922	90.905.007	182.252.682
19	Preparations of cereals, flour, starch or milk; pastrycooks' products	42.299.861	88.394.683	95.156.941	195.937.004
20	Preparations of vegetables, fruits, nuts or other part of plants	22.404.734	45.934.331	30.913.990	62.740.176
21	Miscellaneous edible preparations	54.545.502	106.558.998	126.686.506	253.769.464
22	Beverages, spirit, and vinegar	19.627.187	40.769.293	9.579.034	19.587.504
23	Residues and waste from the food industries; prepared animal fodder	564.338.015	1.104.321.611	157.210.890	301.424.145
24	Tobacco and manufactured tobacco substitutes	12.609.813	23.170.483	106.088.408	203.853.954
25	Salts; sulphur; earths and stone; plastering materials, lime and	1.547.940.720	3.137.965.054	36.969.520	74.630.825
26	Ores, slag, and ash	2.654.538.179	4.910.298.341	661.846.879	1.613.400.906
27	Mineral fuels, mineral oils and products of their distillation; bituminous substances; mineral waxes	32.647.649.979	47.658.515.960	3.992.977.275	6.135.868.350
28	Inorganic chemicals; organic or inorganic compounds of precious	291.965.040	662.397.441	169.352.501	400.951.952
29	Organic chemicals	210.084.828	429.172.590	320.480.492	677.919.192
30	Pharmaceutical products	2.094.456	3.763.896	44.026.767	75.594.438
31	Fertilizers	9.969.928	30.064.833	4.677.141	14.960.363
32	Tanning or dyeing extracts, tannins and their derivatives; dyes, pigments and other colouring matter; paints and varnishes; putty and other mastics; ink	10.529.109	20.527.586	41.664.239	84.010.430
33	Essential oils and resinoids; perfumery, cosmetic or toilet preparation	8.048.627	18.320.242	60.893.748	133.682.444
34	Soap, organic surface-active agents, washing, and lubricating	75.452.147	166.712.237	94.077.987	198.556.713
35	Albuminoidal substances; modified starches; glues; enzymes	2.196.569	5.367.248	5.666.607	12.194.479
36	Explosives; pyrotechnic products; matches; pyrophonic alloys; certain combustible preparations	105.900	369.478	174.632	571.209
37	Photographic and cinematographic goods	10.210	21.590	184.916	500.120
38	Miscellaneous chemical products	440.165.807	889.896.757	702.592.211	1.370.644.999
39	Plastics and articles thereof	133.888.431	273.358.940	241.224.389	494.960.563
40	Rubber and articles thereof	213.186.051	477.980.866	504.965.323	1.109.665.357
41	Raw hides, skins (other than furskins), and leather	376.049	776.312	8.482.549	16.230.560
42	Articles of leather; saddlery and harness; travel goods, handbags and similar containers; articles of animal gut (other than silk-worm gut)	5.355.919	11.137.769	103.509.021	218.347.885
43	Furskins and artificial fur; manufactures thereof	9.574	17.471	127.198	172.636
44	Wood and articles of wood; wood charcoal	532.172.759	1.075.972.458	452.586.369	885.749.778
45	Cork and articles of cork	9.765	9.875	74.392	75.031

Tabel 2. Ekspor Indonesia menurut kode HS 2 digit

Februari 2022

H S	Uraian golongan barang	Berat bersih (Kg)		Nilai F.O.B. (U S \$)	
		Bulan ini	Kumulatif	Bulan ini	Kumulatif
(1)	(2)	(3)	(4)	(5)	(6)
46	Manufactured of straw or other plaiting materials; basketware and	2.300.497	4.947.590	12.504.617	27.456.463
47	Pulp of wood or of other fibrous cellulosic material; recovered (waste and scrap) paper or paperboard	435.805.130	993.542.285	227.784.614	511.822.652
48	Paper and paperboard; articles of paper pulp or of paper/paperboard	404.170.477	805.106.246	339.216.505	675.753.135
49	Printed books, newspapers, pictures, and other products of the printing industry, manuscripts, typescripts and plans	249.882	715.692	1.414.402	4.454.767
50	Silk	1.495	6.666	485	33.670
51	Wool, fine or coarse animal hair; horse hair yarn, woven fabrics	71.285	97.823	105.173	141.693
52	Cotton	19.467.125	43.182.191	75.858.014	165.549.271
53	Other vegetable textile fibres; paper yarns and woven fabrics of	4.684.799	8.594.579	993.960	1.907.272
54	Man-made filaments	19.008.654	39.187.461	63.369.825	127.007.961
55	Man-made staple fibres	88.060.983	178.630.032	195.890.932	399.914.242
56	Wadding, felt, and non-wovens; special yarn; twine, cordage, ropes and cables and articles thereof	3.995.620	7.966.055	13.222.695	27.468.936
57	Carpets and other textile floor coverings	1.127.460	2.443.126	3.536.123	7.402.853
58	Special woven fabrics; tufted textile fabrics; lace; tapestries;	186.255	466.377	2.808.994	6.891.437
59	Impregnated, coated, covered or laminated textile fabrics; textile	2.540.386	5.300.686	13.173.686	27.852.188
60	Knitted or crocheted fabrics	1.470.086	3.248.528	9.590.456	21.935.489
61	Articles of apparel and clothing accessories, knitted or crocheted	19.938.393	42.124.345	399.940.886	846.894.882
62	Articles of apparel and clothing accessories, not knitted or crocheted	14.924.936	32.016.181	387.464.871	840.914.807
63	Other made up textile articles; sets; worn clothing and worn textile articles; rags	2.729.904	5.990.985	12.125.577	26.708.163
64	Footwear, gaiters and the like; parts of such articles	30.453.545	62.841.549	623.298.345	1.282.724.989
65	Headgear and parts thereof	501.200	1.019.707	6.296.245	13.916.740
66	Umbrellas, sun umbrellas, walking sticks, seat-sticks, whips, riding-	49.932	82.624	266.486	599.749
67	Prepared feathers and down and articles made of feathers or of	1.028.585	2.029.022	35.799.055	68.639.424
68	Articles of stone, plaster, cement, asbestos, mica or similar material	19.606.409	37.262.691	12.746.088	26.308.726
69	Ceramic products	30.378.977	62.175.083	29.973.017	61.742.171
70	Glass and glassware	41.753.586	84.776.095	26.607.567	54.299.000
71	Natural and cultured pearls, precious/semi precious stones, and precious metal, and articles thereof, imitation jewellery; coin	234.124	497.993	858.348.005	1.351.794.931
72	Iron and steel	1.033.302.490	2.185.929.043	1.864.202.079	4.101.287.191
73	Articles of iron and steel	58.616.818	103.871.640	170.257.501	314.315.603
74	Copper and articles thereof	31.285.443	57.598.027	259.392.933	502.648.198
75	Nickel and articles thereof	30.507.912	49.492.484	200.431.405	332.904.834
76	Aluminium and articles thereof	18.419.693	36.332.136	65.881.868	127.490.651
78	Lead and articles thereof	65.795	112.912	949.264	1.466.946
79	Zinc and articles thereof	1.088.166	3.044.831	2.586.728	6.955.962
80	Tin and articles thereof	6.759.242	7.974.662	292.249.494	343.140.611
81	Other base metal; cermets; and articles thereof	5.005.896	10.967.299	29.852.311	60.866.180
82	Tools, implements, cutlery, spoon and forks, of base metal and parts	751.986	1.432.916	10.023.334	19.938.554
83	Miscellaneous articles of base metal	1.810.230	3.949.897	8.916.023	18.362.858
84	Nuclear reactors, boilers, machinery and mechanical appliances;	72.860.068	138.009.295	581.257.655	1.189.662.050
85	Electrical machinery and equipments and parts thereof; sound	43.458.954	91.819.384	1.071.128.536	2.136.300.970
86	Railway and tramway locomotive, mechanical traffic, and all kinds	1.693.524	3.476.298	1.414.650	2.929.187
87	Vehicles other than railway/tramway rolling-stock, and parts and	80.229.611	159.682.094	763.739.076	1.507.221.473
88	Aircraft, spacecraft, and parts thereof	17.499	40.505	4.935.381	9.932.792
89	Ships, boat, and floating structures	2.236.059	3.098.456	9.946.256	26.134.936
90	Optical, photographic, cinematographic, measuring, checking,	2.337.393	5.182.675	65.423.073	136.368.158
91	Clocks and watches and parts thereof	29.143	66.518	3.208.869	6.079.112
92	Musical instruments; parts and accessories of such articles	4.747.652	9.735.774	68.059.860	142.435.141
93	Arms and ammunition; parts and accessories thereof	864	1.287	84.178	115.141

Tabel 2. Ekspor Indonesia menurut kode HS 2 digit

Februari 2022

HS	Uraian golongan barang	Berat bersih (Kg)		Nilai F.O.B. (U S \$)	
		Bulan ini	Kumulatif	Bulan ini	Kumulatif
(1)	(2)	(3)	(4)	(5)	(6)
94	Furnitures, bedding, mattresses, mattress supports, cushions and	57.519.983	121.556.595	263.184.448	560.139.168
95	Toys, games and sports requisiters; parts and accessories thereof	4.913.229	10.039.314	56.512.570	117.046.957
96	Miscellaneous manufactured articles	9.226.920	19.480.198	30.479.424	66.443.967
97	Works of arts, collectors' piece and antiques	57.985	100.017	617.316	984.008
99	Postal packages, parcels, and returned goods	51.681	108.767	1.019.112	2.142.777
	Total Ekspor	44.630.366.469	71.806.897.925	20.472.894.279	39.646.593.323

Sumber : dokumen PEB dan non PEB, diolah

<https://www.bps.go.id>

Tabel 3 : Ekspor Indonesia menurut Komoditi (Kode HS 8 digit)

Februari 2022

Kode H S	Uraian golongan barang	Berat bersih (Kg)		Nilai F.O.B. (U S \$)	
		Bulan ini	Kumulatif	Bulan ini	Kumulatif
		(1)	(2)	(3)	(4)
01039200	Live swine, other than breeding animals, weighing 50 kg or more	1.738.848	3.703.376	3.617.440	7.764.466
01041090	Live sheep, other than pure-bred breeding animals	19.046	32.200	72.657	136.034
01042090	Live goats, other than pure-bred breeding animals	5.019	8.710	18.098	34.145
01051110	Live breeding fowls of the species Gallus domesticus, weighing not more than 185g	1.152	1.728	15.864	23.019
01059441	Live fighting cocks of the species Gallus domesticus, weight less than 2 kg	56	64	1.840	2.320
01059449	Live fighting cocks of the species Gallus domesticus, weight more than 2 kg	22	194	1.980	17.780
01061400	Live rabbits and hares	230	308	1.757	2.210
01061900	Mammals other than primates, marine mammals, camels, rabbit and hares	298	835	3.755	10.117
01062000	Live reptiles (including snakes and turtles)	14.046	27.524	259.731	520.982
01063200	Live psittaciformes (including parrots, parakeets, macaws and cockatoos)	40	243	13.550	70.950
01069000	Live animals, other than mammals, reptiles, birds, and insects	441	524	8.252	10.617
02023000	Boneless of bovine animals, frozen	-	3	-	102
02071200	Meat and edible offal of fowls of the species Gallus domesticus, not cut in pieces, frozen	35.542	70.775	60.421	120.318
02071300	Meat and edible offal of fowls of the species Gallus domesticus, cuts and offal, fresh or chilled	-	10	-	101
02085000	Meat and edible meat offal of reptiles (incl snakes and turtles), fresh, chilled or frozen	27.000	27.000	34.500	34.500
02089010	Frogs' legs fresh, chilled or frozen	92.406	203.770	683.206	1.495.559
02109300	Meat & edible offal, incl edible flours, of reptiles (including snakes and turtles)	10.400	17.840	208.735	305.445
03011111	Botia (Chromobotia macracanthus), fry	282	803	10.722	32.039
03011119	Live freshwater ornamental fish, fry, other than Botia	4.881	9.324	34.782	85.447
03011191	Koi carp (Cyprinus carpio)	72	170	6.370	12.035
03011192	Goldfish (Carassius auratus)	531	1.048	40.047	65.366
03011193	Siamese fighting fish (Beta splendens)	609	1.601	18.913	60.601
03011194	Oscars (Astonotus ocellatus)	227	460	7.423	10.686
03011195	Arowanas (Scleropages formosus)	3.981	7.898	280.027	692.555
03011196	Arowanas Jardini (Scleropages jardini)	483	1.861	35.800	144.400
03011199	Live ornamental freshwater fish other than koi carp, goldfish, Beta splendens, oscars, and arowanas	77.834	152.602	1.593.301	3.305.536
03011910	Live marine ornamental fish, fry	707	1.227	14.242	21.611
03011991	Banggai cardinal fish (Pterapogon kauderni), live	-	7	-	315
03011999	Live marine ornamental fish, other than fry	40.905	81.581	588.078	1.289.119
03019100	Live Trout (Salmo trutta, Oncorhynchus mykiss, Onc clarki, Onc aguabonita, Onc gilae, Onc apache, Onc chrysogaster)	-	28	-	112
03019200	Live eels (Anguilla spp)	352.368	916.870	352.530	936.192
03019911	Live fry fish, Milkfish and Grouper, breeding	20.533	27.112	675.207	805.371
03019919	Live fry fish, Milkfish and Grouper, other than breeding	90	90	5.479	5.479
03019921	Live fry fish, other than Milkfish and Grouper, breeding	130	130	3.150	3.150
03019929	Live fry fish, other than Milkfish and Grouper, other than breeding	27	27	284	284
03019949	Live freshwater fish, other than ornamental, other tilapias and carp	11.237	25.242	83.224	185.775
03019952	Live Grouper	90.980	200.843	894.026	2.208.862
03019959	Live marine fish other than milkfish (breeding), grouper, trout, eels, carp,	9	23.932	19	189.577
03019990	Live fish, nec in heading 0301	530	530	2.167	2.167
03022100	Halibut (Reinhardtius hipp, Hippoglossus hipp, Hipp stenolepis) fresh or chilled, excl fish fillets	1.004	1.420	3.656	4.900
03022300	Sole (Solea spp) fresh or chilled, excl fish fillets	8.326	16.406	8.836	17.215
03022900	Fresh or chilled flat fish other than halibut, plaice, sole, and tubots, excl edible fish offal of subhead 030291-030299	100.741	178.710	111.097	205.270
03023200	Yellowfin tunas (Thunnus albacares), fresh or chilled, excl fish fillets	64.304	160.829	297.221	701.431
03023400	Bigeye tunas (Thunnus obesus) fresh or chilled, excl fish fillets	5.772	18.792	26.186	76.840

Tabel 3 : Ekspor Indonesia menurut Komoditi (Kode HS 8 digit)

Februari 2022

Kode H S	Uraian golongan barang	Berat bersih (Kg)		Nilai F.O.B. (U S \$)	
		Bulan ini	Kumulatif	Bulan ini	Kumulatif
(1)	(2)	(3)	(4)	(5)	(6)
03023600	Southern bluefin tunas (Thunnus maccoyii), fresh or chilled, excl fish fillets	2.453	4.017	8.956	14.401
03023900	Fresh/chilled Tunas excl 030291-030299, o.t	23.940	44.842	155.867	289.452
03024700	Swordfish (Xiphias gladius), fresh/chilled, excl fillets, edible fish offal of subhead 0302.91-99	9.326	16.076	83.957	166.229
03024900	Indian mckrl,seerfish,jack,crevalle,silv pomfret,P.saur,y,scad,capelin,Kawa2,bonito,marlin,sailfish,spearfish,fresh /chill	411.782	924.284	1.125.740	2.766.058
03027290	Catfish (Silurus spp., Clarias spp., Ictalurus spp.), fresh/chilled,excl subhead 030291-030299, o.t yellowtail catfish	2.083	2.147	2.433	2.561
03027900	Nile perch and snakeheads, fresh or chilled, excl fish fillets and edible fish offal of subheadings 0302.91 to 0302.99	16.880	34.641	17.558	35.977
03028200	Rays and skates (Rajidae), excl edible fish offal of subheadings 0302.91 to 0302.99	42.814	106.688	77.377	187.305
03028500	Seabream (Sparidae), excl edible fish offal of subheadings 0302.91 to 0302.99	5.953	6.840	7.966	10.409
03028911	Grouper, fresh or chilled, excluding edible fish offal	252.554	557.237	1.023.938	2.193.081
03028914	Fresh or chilled, excl edible fish offal of Savalai hairtails, Belanger's croakers, Reeve's croakers,bigeye croakersetc	98.513	378.052	193.152	769.189
03028916	Torpedo scads, spotted sicklefish and great barracudas, fresh or chilled, excluding edible fish offal	47.230	105.080	41.352	92.513
03028917	Black pomfrets (Parastromatus niger), fresh or chilled, excluding edible fish offal	58.802	103.999	167.212	293.815
03028918	Mangrove red snappers (Lutjanus argentimaculatus), fresh or chilled, excluding edible fish offal	70.094	111.898	194.401	314.527
03028919	Marine fish, nec in heading 0302, fresh/chilled, exclude fillets, fish meat of 0304&edible fish offal of 030291-030299	2.412.667	5.018.336	3.998.397	7.870.921
03028926	Indian threadfins (Polynemus indicus) and silver grunts (pomadasys argenteus), fresh or chilled, excl edible fish offal	-	397	-	833
03028929	Freshwater fish nec in head 0302,fresh/chilled,excl fish fillets&meat heading 03.04&edible offal subhead 0302.91-0302.99	111.393	264.939	202.118	465.200
03029100	Livers, roes and milt , fresh or chilled	222	556	1.332	3.336
03032300	Tilapias (Oreochromis spp), frozen, excl fillets	20.930	20.930	52.296	52.296
03032400	Catfish (Pangasius spp, Silurus spp, Clarias spp, Ictalurus spp) frozen, excl fillets	252.169	396.406	326.768	572.619
03032500	Carp frozen, excl fillets, fish meat of 0304, and edible fish offal of subheadings 030391 to 030399	76	116	152	232
03032600	Eels (Anguilla spp), frozen, excl fillets	208.830	546.398	305.714	762.515
03032900	Nile perch,snakeheads (Channa spp) frozen, excl fillets, fish meat of 0304, & edible fish offal of 030391 to 030399	-	19.919	-	32.344
03033100	Halibut (Reinhardtius hippoglossoides, Hippoglossus hippoglossus, Hippoglossus stenolepis) frozen, excl fillets	17.469	24.676	13.101	25.084
03033900	Flat fish other than halibut, plaice, sole, turbot, frozen, excl edible offal of subhead 0303.91-0303.99	17	17	48	48
03034100	Albacore or longfinned tunas (Thunnus alalunga), frozen, excluding fish fillets	353.526	823.509	1.023.057	2.360.408
03034200	Yellowfin tunas (Thunnus albacares), frozen, excluding fish fillets	1.025.080	2.020.427	4.719.687	8.800.567
03034300	Skipjack or stripe-bellied bonito, frozen, excluding fish fillets	1.806.010	4.933.822	2.837.645	7.763.565
03034400	Bigeye tunas (Thunnus obesus), frozen, excluding fish fillets	50.017	50.017	77.120	77.120
03034900	Tunas (genus Thunnus),o,t albacore/longfinned/yellowfin/bigeye/atlantic&pacific bluefin/southern bluefin tunas, frozen	30.514	40.514	181.262	211.262
03035300	Sardines, sardinella (Sardinella spp), brisling or sprats,frozen,excl fillets, edible fish offal of subhead 0303.91-99	25.000	25.000	8.750	8.750
03035410	Mackerel (Scomber scombrus, Scomber australasicus),frozen, excl fillets, edible fish offal of subhead 0303.91-99	72.039	108.540	151.142	226.800

Tabel 3 : Ekspor Indonesia menurut Komoditi (Kode HS 8 digit)

Februari 2022

Kode H S	Uraian golongan barang	Berat bersih (Kg)		Nilai F.O.B. (U S \$)	
		Bulan ini	Kumulatif	Bulan ini	Kumulatif
(1)	(2)	(3)	(4)	(5)	(6)
03035420	Pacific mackerel (<i>Scomber japonicus</i>), frozen, excl fillets, edible fish offal of subheadings 0303.91 to 0303.99	-	670	-	2.991
03035600	Cobia (<i>Rachycentron canadum</i>), frozen, excl fillets, edible fish offal of subheadings 0303.91 to 0303.99	26.969	31.723	46.033	54.265
03035700	Swordfish (<i>Xiphias gladius</i>), frozen, excl fillets, edible fish offal of subheadings 0303.91 to 0303.99	318.520	456.627	1.605.028	2.448.470
03035910	Indian mackerels, Island mackerels, frozen, excl fillets, edible fish offal of subheadings 0303.91 to 0303.99	79.240	674.120	177.400	1.510.309
03035920	Silver pomfrets (<i>Pampus</i> spp), frozen, excl fillets, edible fish offal of subheadings 0303.91 to 0303.99	102.156	165.879	146.685	223.625
03035990	Seerfish, anchovies, crevalle, Pacific saury, scad, capelin, Kawakawa, bonito, marlin, sailfish, spearfish, frozen	1.305.836	2.467.677	2.629.475	5.220.606
03036900	Fish of families Bregmacerotidae, Euclichthyidae, Macrouridae, Moridae & Muraenolepididae, frozen, excl subhead 0303.91-0303.99	29.505	48.774	60.559	89.376
03038100	Dogfish & other sharks, frozen, excl. edible fish offal of subheadings 0303.91-99	163.847	318.345	209.587	450.592
03038200	Rays and skates (<i>Rajidae</i>), frozen, excl. edible fish offal of subheadings 0303.91-99	17.648	53.238	26.605	93.777
03038911	Grouper, frozen, excl. edible fish offal of subheadings 0303.91-99	45.254	77.756	156.705	328.328
03038913	Bluntnose lizardfish, frozen, excl. edible fish offal of subheadings 0303.91-99	87.500	163.970	98.748	170.465
03038914	Savalai hairtails, belanger's, reeve's & bigeye, frozen, excl. edible fish offal of subheadings 0303.91-99	1.458.026	3.578.577	2.816.462	6.721.158
03038916	Torpedo scads, spotted sicklefish, frozen, excl. edible fish offal of subheadings 0303.91-99	27.074	35.486	41.522	64.654
03038917	Black pomfrets, frozen, excl. edible fish offal of subheadings 0303.91-99	135.369	249.690	287.473	532.050
03038918	Mangrove red snappers (<i>Lutjanus</i>), frozen, excl. edible fish offal of subheadings 0303.91-99	171.995	466.464	512.556	1.801.954
03038919	Marine fish nec in heading 0303, excluding fish fillets and other fish meat of heading 03.04, frozen	3.327.714	6.847.529	5.432.801	11.723.295
03038929	Freshwater fish, nec in heading 0303, excluding fish fillets and other fish meat of heading 03.04.	1.025.143	2.007.066	1.697.841	3.264.134
03039100	Livers, roes and milt of fish, frozen	29.559	62.348	116.460	402.196
03039200	Shark fins, frozen	10.084	10.084	16.135	16.135
03039900	Heads, tails, maws of fish and other edible fish offal	1.518	28.281	1.392	30.138
03044500	Fresh or chilled fillets of swordfish (<i>Xiphias gladius</i>)	2.672	2.672	33.742	33.742
03044900	Fresh or chilled fillets of oth fish subheading 030441 - 030449	79.766	175.582	1.043.646	2.350.598
03045100	Fish meat, whether/not minced, other than fillets; fresh/chilled, tilapias, catfish, carp, eels, Nile perch & snakeheads	-	10.312	-	60.850
03045900	Fish meat, whether/not minced, other than fillets; fresh or chilled, other than HS 0304.51.00-0304.57.00	72.751	166.977	247.937	571.740
03046100	Frozen fillets of Tilapias (<i>Oreochromis</i> spp)	625.505	1.422.872	4.230.498	9.714.139
03046200	Frozen fillets of Catfish (<i>Pangasius</i> spp, <i>Silurus</i> spp, <i>Clarias</i> spp, <i>Ictalurus</i> spp)	3.130	3.141	8.138	8.143
03046900	Frozen fillets of carp, eels & snakeheads	-	8.097	-	29.307
03048100	Frozen fillet of Pacific salmon (<i>Oncorhynchus</i> sp) Atlantic salmon (<i>Salmo salar</i>) and Danube salmon (<i>Hucho hucho</i>)	-	100.020	-	460.543
03048400	Frozen fillet of Swordfish (<i>Xiphias gladius</i>)	85.779	276.353	720.140	2.252.041
03048700	Frozen fillet of Tunas (of the genus <i>Thunnus</i>), skipjack or stripe-bellied bonito (<i>Euthynnus</i> (<i>Katsuwonus</i>) <i>pelamis</i>)	3.593.215	7.771.111	25.745.549	53.438.162
03048800	Frozen fillet of Dogfish, other sharks, rays and skates (<i>Rajidae</i>)	-	21.310	-	133.430
03048900	Frozen fillet of fish other than HS 0304.61.00-0304.89.00	2.106.771	4.636.464	14.577.426	31.570.870
03049100	Swordfish (<i>xiphias gladius</i>) meat (whether or not minced), other than fillets, frozen	-	5.200	-	6.129
03049300	Tilapias, Catfish, Carp, Eels, Nile perch & snakeheads meat (whether or not minced), other than fillets, frozen	49.642	97.030	20.829	37.717

Tabel 3 : Ekspor Indonesia menurut Komoditi (Kode HS 8 digit)

Februari 2022

Kode H S	Uraian golongan barang	Berat bersih (Kg)		Nilai F.O.B. (U S \$)	
		Bulan ini	Kumulatif	Bulan ini	Kumulatif
(1)	(2)	(3)	(4)	(5)	(6)
03049600	Dogfish and other sharks meat (whether or not minced), other than fillets, frozen	-	25.834	-	30.585
03049900	Fish Meat(won minced),o.t swordfish,Toothfish,Tilapia,Catfish,Carp,Eel,Nile perch&snakehead,Gadiforme,shark&Rajidae,froz	928.353	2.752.485	2.711.614	7.893.485
03051000	Flours, meals and pellets of fish	39.001	139.101	43.304	160.739
03052090	Livers, roes and milt of water marine fish, dried, smoked, salted or in brine	38.000	259.092	1.788.448	3.040.535
03053200	Fillets of the order Gadiformes, dried/salted/in brine but not smoked	-	23.172	-	96.999
03053992	Fillets of oth marine fish, dried, salted,or in brine, but not smoked	8.734	48.551	38.515	112.358
03053999	Fillets of fish other than freshwater or marine fish, dried, salted, or in brine, but not smoked	-	9.052	-	12.761
03054900	Smoked fish other then Tilapia,Catfish,Carp,Eel,Nile perch&snakehead,Trout,Herring,Salmon Pacific/Atlantic/Danube	254.705	483.998	1.982.682	3.424.512
03055400	Dried fish of Herrings, anchovies, sardines, brisling, mackerel, etc ot edible fish offal, won salted but not smoked	6.348	6.348	16.628	16.628
03055921	Dried fish of Anchovies, other than edible fish offal, whether or not salted but not smoked	20.279	78.977	140.904	426.000
03055929	Dried of marine fish, other than edible fish offal, whether or not salted but not smoked, other than anchovies	51.999	100.815	73.882	320.842
03055990	Dried of freshwater fish, other than edible fish offal, whether or not salted but not smoked	98.557	212.621	184.233	433.594
03056300	Anchovies (Engraulis spp) salted but not dried/smoked & fish in brine, ot edible fish offal	28.924	38.484	360.894	475.293
03056910	Marine fish, salted but not dried/smoked & fish in brine, ot edible fish offal, other than herring, cods, anchovies	-	52.204	-	72.428
03056990	Freshwater fish, salted but not dried/smoked & fish in brine,other than Tilapia,Catfish,Carp,Eel,Nile perch&snakehead	7.650	19.780	21.915	44.505
03057100	Shark fins, salted but not dried or smoked and fish in brine	6.577	49.612	181.888	1.643.383
03057219	Fish maws of other than cods, salted but not dried or smoked and fish in brine	12.919	38.966	178.076	603.988
03057990	Edible fish offal of other than Cod, salted or in brine, smoked whether/not cooked before or during the smoking process	3.251	26.556	64.733	357.576
03061110	Rock lobster & oth sea crawfish (Palinurus spp, Panulirus spp, Jasus spp), smoked, frozen,	-	30.685	-	321.906
03061190	Rock lobster & oth sea crawfish (Palinurus spp, Panulirus spp, Jasus spp), not smoked, frozen	7.047	21.870	81.346	208.469
03061290	Lobsters (Homarus spp), frozen, not smoked	-	69	-	138
03061410	Soft shell crabs, frozen	6.000	90.339	70.250	611.960
03061490	Frozen crabs, other than softshell crabs	44.853	117.741	367.470	1.376.697
03061500	Norway lobsters (Nephrops norvegicus), frozen	-	520	-	2.309
03061600	Cold-water shrimps and prawns (Pandalus spp, Crangon crangon), frozen	33.264	76.652	322.398	694.818
03061711	Giant tiger prawns (Penaeus monodon) headless, frozen	708.233	1.461.440	10.665.872	21.142.520
03061719	Giant tiger prawns (Penaeus monodon) with head, frozen	241.630	538.097	2.865.568	7.110.497
03061721	Whiteleg shrimps (Litopenaeus vannamei), headless, with tail frozen	2.260.359	5.314.313	21.369.075	49.703.887
03061722	Whiteleg shrimps (Litopenaeus vannamei), headless, without tail frozen	1.181.372	2.445.647	9.934.260	21.226.114
03061729	Whiteleg shrimps (Litopenaeus vannamei), with head and tail, frozen	5.927.295	15.224.874	55.076.020	140.888.271
03061790	Frozen shrimps and prawns, other than Giant tiger prawns, Whiteleg shrimp, Giant river prawns	1.387.555	3.088.122	11.770.202	27.267.258
03061900	Frozen crustaceans,other than subheading 0306.11-0306.17, including flours,meals&pellets, fit for human consumption	19.476	31.088	175.533	273.903
03063120	Rock lobster and other sea crawfish (Palinurus spp, Panulirus spp, Jasus spp) other than breeding, live	114.196	242.357	2.412.748	5.223.135

Tabel 3 : Ekspor Indonesia menurut Komoditi (Kode HS 8 digit)

Februari 2022

Kode H S	Uraian golongan barang	Berat bersih (Kg)		Nilai F.O.B. (U S \$)	
		Bulan ini	Kumulatif	Bulan ini	Kumulatif
(1)	(2)	(3)	(4)	(5)	(6)
03063130	Rock lobster and other sea crawfish (Palinurus spp, Panulirus spp, Jasus spp) other than breeding, fresh or chilled	-	1.315	-	10.524
03063220	Lobsters (Homarus spp), other than breeding, live	502	1.190	21.008	34.974
03063300	Crabs, live, fresh or chilled	1.337.206	3.087.691	8.516.563	19.645.890
03063520	Cold-water shrimps and prawns (Pandalus spp, Crangon crangon), other	470	470	11.128	11.128
03063530	Cold-water shrimps and prawns (Pandalus spp, Crangon crangon), other than breeding, fresh or chilled	52.934	114.902	122.183	280.522
03063612	Whiteleg shrimps (Litopenaeus vannamei), breeding	-	223	-	1.750
03063619	Shrimps and prawns, breeding, other than giant tiger prawns, whiteleg shrimps, giant river prawns	25	25	70	70
03063622	Whiteleg shrimps (Litopenaeus vannamei), live	-	25	-	39.440
03063629	Shrimps and prawns, live, other than breeding, other than giant tiger prawns, whiteleg shrimps, giant river prawns	69.300	165.281	1.434.527	3.384.695
03063631	Giant tiger prawns (Penaeus monodon), fresh or chilled	2.131	6.227	8.611	31.780
03063632	Whiteleg shrimps (Litopenaeus vannamei), fresh or chilled	126.298	417.451	524.010	1.818.564
03063633	Giant river prawns (Macrobrachium rosenbergii), fresh or chilled	1.700	3.200	3.249	6.114
03063639	Shrimps and prawns, fresh or chilled, other than giant tiger prawns, whiteleg shrimps, giant river prawns	123.289	285.454	200.013	511.810
03063910	Crustaceans, live, other than subheading 0306.31-0306.36	482	1.068	20.144	60.690
03063920	Crustaceans, fresh or chilled, other than subheading 0306.31-0306.36	20	60	1.046	2.746
03069329	Crabs other than smoked, in airtight containers for retail sale	24.434	72.218	979.460	3.116.670
03069521	Shrimps and prawns, in shell, cooked by steaming or boiling in water, in airtight containers for retail sale	7	7	78	78
03069529	Shrimps and prawns (other than in shell, cooked by steaming/boiling in water),in airtight containers for retail sale	10.000	20.000	7.166	14.330
03069530	Shrimps and prawns, not in airtight containers for retail sale	47.920	86.047	28.859	59.630
03069939	Crustaceans oth thn 0306.91-0306.95,oth thn smoked,including flour,meal&pellet,not in airtight container for retail sale	-	2.000	-	11.000
03071120	Oysters, Fresh or chilled	4.600	4.600	2.652	2.652
03072110	Scallops, including queen scallops, of the genera Pecten, Chlamys or	115	115	263	263
03072120	Scallops, including queen scallops, of the genera Pecten, Chlamys or	5.690	10.970	4.099	7.881
03072200	Scallops, including queen scallops, of the genera Pecten, Chlamys or Placopecten, frozen	66.970	177.810	103.262	312.402
03073200	Mussels (Mytilus spp, Perna spp), frozen	9.833	9.833	24.993	24.993
03074211	Cuttle fish (Sepia officinalis, Rossia macrosoma, Sepiola spp) and squid (Ommastrephes spp, Loligo spp, etc), live	1.100	2.400	550	1.200
03074221	Cuttle fish (Sepia officinalis, Rossia macrosoma, Sepiola spp), squid (Ommastrephes spp, Loligo spp,etc), fresh/chilled	66	66	132	132
03074229	Cuttle fish&squid o.t Sepia officinalis,Rossia macrosoma,Sepiola,Omastrephes,Loligo,Nototodarus,Sepioteuthis,fresh/	88.550	151.900	405.921	681.710
03074310	Cuttle fish (Sepia officinalis, Rossia macrosoma, Sepiola spp), squid (Ommastrephes spp, Loligo spp,etc), frozen	10.135.717	18.756.643	36.408.106	67.974.614
03074390	Cuttle fish&squid o.t Sepia officinalis,Rossia macrosoma,Sepiola,Omastrephes,Loligo,Nototodarus,Sepioteuthis, frozen	719.568	1.777.524	2.946.751	6.761.728
03074921	Cuttle fish (Sepia officinalis, Rossia macrosoma, Sepiola spp), squid (Ommastrephes spp, etc), dried, salted/in brine	31.289	518.600	90.701	3.270.258
03074929	Cuttle fish and squid other than HS 0307.49.21, dried, salted or in brine	250	250	4.787	4.787
03075200	Octopus (Octopus spp), Frozen	1.745.794	3.458.029	10.826.797	21.394.691
03075930	Octopus (Octopus spp), smoked	21.000	21.000	282.625	282.625
03076010	Snails, other than sea snails, live	48.851	119.063	178.204	417.565
03076020	Snails, other than sea snails, fresh, chilled or frozen	28.900	119.838	37.171	250.835
03076040	Snails, other than sea snails, Dried, salted or in brine	-	364	-	1.700

Tabel 3 : Ekspor Indonesia menurut Komoditi (Kode HS 8 digit)

Februari 2022

Kode H S	Uraian golongan barang	Berat bersih (Kg)		Nilai F.O.B. (U S \$)	
		Bulan ini	Kumulatif	Bulan ini	Kumulatif
(1)	(2)	(3)	(4)	(5)	(6)
03077110	Clams, cockles & ark shells, live	151.840	280.306	143.029	278.871
03077120	Clams, cockles & ark shells, fresh/chilled	6.000	22.640	4.300	13.546
03077200	Clams, cockles & ark shells, frozen	84.734	231.466	73.066	276.454
03078400	Frozen stromboid conchs (Strombus spp)	28.426	39.909	34.930	57.763
03078710	Abalone (haliotis spp), dried, salted or in brine	466	466	2.330	2.330
03079110	Molluscs, other than 0307.11 - 0307.88, live	124.704	239.804	249.595	563.881
03079120	Molluscs, other than 0307.11 - 0307.88, fresh/chilled	2	2	6	6
03079200	Molluscs, other than 0307.11 - 0307.88, frozen	6.000	17.236	14.551	54.014
03079930	Molluscs, other than 0307.11 - 0307.88, dried, salted or in brine	-	151	-	2.114
03081110	Sea cucumbers (stichopus japonicus, holothuroidea), live	11	13	12	497
03081120	Sea cucumbers (stichopus japonicus, holothuroidea), fresh or chilled	-	40	-	200
03081200	Sea cucumbers (stichopus japonicus, holothuroidea), frozen	-	27	-	486
03081920	Sea cucumbers (stichopus japonicus, holothuroidea), dried, salted or in brine	80.716	155.526	665.200	1.690.856
03082110	Sea urchins (strongylocentrotus spp,paracentrotus lividus,loxechinus albus,echinus esculentus),live	366	758	6.744	14.822
03083040	Jellyfish (rhopilema spp), dried, salted or in brine	439.025	721.276	935.802	1.571.878
03089010	Aquatic invertebrates, other than crustaceans&molluscs, other than sea cucumbers, sea urchins, jellyfish, live	8.787	15.848	118.808	290.074
03089030	Aquatic invertebrates, other than crustaceans&molluscs, other than sea cucumbers, sea urchins, jellyfish, frozen	50	124	49	129
03089040	Aquatic invertebrates,o.t crustaceans&molluscs,other than sea cucumbers,sea urchins,jellyfish, dried, salted or in brine	2.058	3.149	27.396	42.671
03089090	Flours, meals and pellets of aquatic invertebrates oth than crustaceans	642	1.126	15.969	36.434
04011010	Milk&cream,not concentrated nor containing added sugar/oth sweetening matter,fat content,weight<=1%, In liquid form	65.083	137.548	48.031	101.651
04011090	Milk&cream,not concentrated nor containing added sugar/oth sweetening matter,fat content,weight<=1%, not in liquid form	6.494	22.021	38.683	164.832
04012010	Milk&cream,not concentrated nor containing added sugar/oth sweetening matter,fat content, 1%<weight<=6%,in liquid form	350.377	767.224	303.646	680.428
04014010	Milk&cream,not concentrated nor containing added sugar/oth sweetener,fat content,6%<weight<=10%,milk in liquid form	12.194	32.807	11.340	34.453
04014020	Milk&cream,not concentrated nor containing added sugar/oth sweetener,fat content,6%<weight<=10%,milk in frozen form	60.476	60.476	78.882	78.882
04014090	Milk&cream,not concentrated nor contain added sugar/oth sweetener,fat content,6<weight<=10%,not in liquid/frozen form	11.976	52.098	94.986	359.302
04015010	Milk&cream,not concentrated nor containing added sugar/oth sweetening matter,fat content,weight>10%, In liquid form	10.664	21.037	22.753	44.817
04015090	Milk&cream,not concentrated nor containing added sugar/oth sweetening matter,fat content,weight>10%,not in liquid form	20	20	5	5
04021042	Milk/cream,in powder, granules/oth solid forms, fat <=1.5 %, not cont added sugar,oth sweetening,in containers,w<=2kg	1	154	37	226
04021049	Milk/cream,in powder, granules/oth solid forms, fat <=1.5 %, not cont added sugar,oth sweetening,in containers,2<w<20kg	67.123	148.021	561.817	1.235.976
04021092	Milk & cream, In powder, granules/oth solid forms, fat <=1.5%, cont added sugar/oth sweetening, In containers, w=<2 kg	5.398	10.462	6.543	14.046
04021099	Milk & cream, In powder, granules/oth solid forms, fat <=1.5%, cont added sugar/oth sweetening, In containers, 2<w<20kg	1.510	2.289	110.353	114.342

Tabel 3 : Ekspor Indonesia menurut Komoditi (Kode HS 8 digit)

Februari 2022

Kode H S	Uraian golongan barang	Berat bersih (Kg)		Nilai F.O.B. (U S \$)	
		Bulan ini	Kumulatif	Bulan ini	Kumulatif
(1)	(2)	(3)	(4)	(5)	(6)
04022190	Milk/cream,in powder, granules/oth solid forms, fat >1.5 %, not cont added sugar/oth sweetening,in containers,2<w<20kg	158.889	206.955	817.484	1.108.679
04022990	Milk & cream, In powder, granules/oth solid forms, fat >1.5%, cont added sugar/oth sweetening, In containers, 2<w<20kg	554	4.306	3.584	28.118
04029900	Milk and cream, not in solid forms, containing added sugar or other sweetening matter	240.871	412.071	288.034	490.171
04031021	Yogurt, In liquid form, whether or not condensed, flavoured or cont added fruits (incl pulp and jams), nuts or cocoa	152.044	451.134	211.066	547.736
04031029	Yogurt, In liquid form, whether or not condensed, not flavoured or not cont added fruits (incl pulp & jams), nuts/cocoa	75.671	293.801	103.401	383.940
04031091	Yogurt, not in liquid form, flavoured or cont added fruits (incl pulp n jams), nuts or cocoa	-	139	-	346
04031099	Yogurt, not in liquid form, not flavoured or not cont added fruits (incl pulp & jams), nuts/cocoa	9.187	27.653	28.797	59.543
04039090	Curdled Milk&cream,kephir&oth fermented/acidified milk&cream, won concentrated/cont add sugar/oth,flav/fruit/nuts/cocoa	1.463.730	2.285.505	1.440.796	2.303.851
04041010	Whey & modified whey, whether or not concentrated or containing added sugar or oth sweetening matter, In powder form	17	492	32	1.253
04049000	Products consist of natural milk constituent,whether/not cont added sugar/oth sweetening,not elsewhere specified/include	1.094	1.094	1.920	1.920
04051000	Butter	13.210	20.494	27.026	65.412
04059010	Anhydrous butterfat	45	45	610	610
04059030	Ghee	30	30	70	70
04061010	Fresh (unripened or uncured) cheese, including whey cheese	1.823	3.100	10.536	18.587
04062010	Grated or powdered cheese,of all kinds, In packages of a gross weight exceeding 20 kg	1.859	2.732	6.392	9.339
04062090	Grated or powdered cheese,of all kinds, In packages of a gross weight not exceeding 20 kg	684	881	3.445	4.366
04063000	Processed cheese, not grated or powdered	102.222	342.384	407.353	1.461.929
04069000	Cheese other than fresh cheese, whey cheese, grated/powder cheese, processed cheese, blue-veined cheese	183.912	335.530	669.645	1.213.435
04071110	Fertilised birds eggs for incubation,of fowls of the species gallus domesticus,for breeding	1.800	6.430	15.000	87.476
04081100	Eggyolks, dried	-	500	-	7.592
04090000	Natural honey	25.896	58.989	27.023	707.859
04100010	Birds nests, edible	77.130	144.186	42.605.588	90.133.790
04100090	Edible products of animal origin, not elsewhere specified or included, other than birds nests	-	735	-	84.855
05010000	Human hair, unworked, whether or not washed or scoured, waste of human hair	703	1.708	50.495	108.290
05051010	Duck feathers of a kind used for stuffing; down	43.982	165.199	110.742	399.361
05051090	Feathers of a kind used for stuffing, down, other than duck feathers	20.030	61.801	82.388	250.578
05059010	Duck feathers not for stuffing	135.238	189.217	373.992	494.441
05061000	Ossein and bones treated with acid	-	431	-	4.433
05069000	Bones&horn-cores, unworked,defatted, simply prepared,degelatinised,powder&waste of these product, other than ossein	143.013	161.008	367.059	691.969
05080020	Shells of molluscs, crustaceans/echinoderms, unworked or simply prepared but not cut to shape, powder and waste thereof	565.540	1.073.436	694.334	964.320
05080090	Coral&similar materials, cuttle-bone, unworked but not othwise worked, powder and waste thereof	83.659	159.671	1.355.736	2.977.383

Tabel 3 : Ekspor Indonesia menurut Komoditi (Kode HS 8 digit)

Februari 2022

Kode H S	Uraian golongan barang	Berat bersih (Kg)		Nilai F.O.B. (U S \$)	
		Bulan ini	Kumulatif	Bulan ini	Kumulatif
(1)	(2)	(3)	(4)	(5)	(6)
05100000	Ambergris,castoreum, civet&musk, cantharides, bile, won dried, glands & oth animal prod used in pharmaceutical product	30	31	1.500	1.850
05119110	Roes and milt of fish or crustaceans, molluscs or oth aquatic invertebrates	70	150	224	448
05119130	Fish Skin	161.201	327.494	247.376	568.400
05119190	Dead animals of chapter 1 or 3, unfit for human consumption.	203.732	271.088	594.153	974.756
05119990	Animal products not elsewhere specified or included, other than 0511.10.00 - 0511.99.30	327	847	73.575	77.033
06021090	Unrooted cuttings and slips, other than orchids and rubber trees	1	1	191	191
06029040	Budded stumps of the genus Hevea	20	20	580	580
06029050	Seedlings of the genus Hevea	199	199	32.013	32.013
06029090	Mushroom spawn and other live plants, nec in heading 0602	255.383	715.864	1.295.449	3.202.379
06031300	Orchids, cut or bud, suitable for bouquets or for ornamental purposes, fresh	2.000	2.000	10.000	10.000
06031400	Chrysanthemums, cut or bud, suitable for bouquets or for ornamental purposes, fresh	11.278	19.700	60.048	108.276
06031900	Flowers, cut/bud, other than rose, carnation, orchid, chrysanthemum, lilies, suitable for	32.279	183.959	83.347	337.477
06039000	Cut/buds flower of a kind suitable for bouquets/ornamental purposes, dried, dyed, bleached, impregnated/otherwise prepared	-	1	-	4
06042010	Mosses and lichens, being goods of a kind suitable for bouquets or for ornamental purposes, fresh	3.147	6.294	26.052	51.897
06042090	Foliage, branches & oth parts of plants, without flower/buds, grasses, suitable for bouquets/for ornamental purposes, fresh	91.940	219.027	156.859	385.456
06049010	Mosses and lichens, suitable for bouquets/for ornamental purposes, dried, dyed, bleached, impregnated/otherwise prepared	8.554	24.384	46.814	126.543
06049090	Foliage, branch & oth part of plant, w/o flower/bud, grass, for	-	11.780	-	8.078
07019090	Potatoes, fresh or chilled, other than seed and chipping potatoes	205.203	435.447	166.098	360.721
07020000	Tomatoes, fresh or chilled	4.306	18.437	11.995	32.492
07031019	Onions, other than for propagation, fresh or chilled	-	4	-	1
07031029	Shallots, other than for propagation, fresh or chilled	500	500	1.152	1.152
07039090	Leeks and oth alliaceous vegetables, other than for propagation, fresh or chilled	-	1	-	28
07042000	Brussels sprouts, fresh or chilled	3.120	5.860	3.355	6.495
07049010	Round (drumhead) cabbages, fresh or chilled	894.731	2.006.519	172.160	437.925
07049020	Chinese mustard, fresh or chilled	77.400	131.400	14.781	30.847
07049090	Edible brassicas, other than cauliflower, headed broccoli, brussels sprouts, round cabbage, chinese mustard, fresh/chilled	1.199.357	2.579.827	266.985	655.811
07051100	Cabbage lettuce (head lettuce), fresh or chilled	2.598	7.328	5.472	15.143
07051900	Lettuce (lactuca sativa), other than cabbage lettuce (head lettuce), fresh or chilled	67.248	142.110	60.860	136.635
07061010	Carrots, fresh or chilled	1.645	5.125	658	2.306
07061020	Turnips, fresh or chilled	3.464	5.468	1.235	1.783
07069000	Salad beetroot, salsify, celeriac, radishes and similar edible roots, fresh or chilled	100	7.800	3.700	11.985
07070000	Cucumbers and gherkins, fresh or chilled	10	348	34	1.484
07081000	Peas (pisum sativum), shelled or unshelled, fresh or chilled	-	400	-	148
07082010	French beans, shelled or unshelled, fresh or chilled	93.487	191.370	118.691	242.272
07082020	Long beans, shelled or unshelled, fresh or chilled	-	8	-	49
07082090	Beans (vigna spp, phaseolus spp), other than french and long beans, shelled or unshelled, fresh or chilled	6.122	16.056	15.329	32.381
07089000	Leguminous vegetables, shelled/unshelled, oth thn peas (Pisum sativum) & beans (Vigna spp., Phaseolus spp.) fresh/chilled	55.833	131.107	46.906	113.296

Tabel 3 : Ekspor Indonesia menurut Komoditi (Kode HS 8 digit)

Februari 2022

Kode H S	Uraian golongan barang	Berat bersih (Kg)		Nilai F.O.B. (U S \$)	
		Bulan ini	Kumulatif	Bulan ini	Kumulatif
(1)	(2)	(3)	(4)	(5)	(6)
07092000	Asparagus, fresh or chilled	68	172	1.148	2.998
07093000	Aubergines (egg-plants), fresh or chilled	3.311	18.891	987	11.652
07095100	Mushrooms of the genus agaricus, fresh or chilled	15.331	23.650	60.505	105.876
07095990	Mushrooms, other than genus agaricus, fresh or chilled	320	320	355	355
07096010	Chillies (fruits of genus capsicum), fresh or chilled	5.483	10.742	8.346	16.634
07097000	Spinach, new zealand spinach and orache spinach (garden spinach), fresh or chilled	-	50	-	163
07099300	Pumpkins, squash and gourds (cucurbita spp), fresh or chilled	31.726	51.977	8.093	15.610
07099920	Lady's finger (okra), fresh or chilled	231.475	526.780	455.395	1.020.252
07099990	Vegetables, edible, other than 0701.10.00 - 0709.99.20, fresh or chilled	63.044	147.354	86.326	210.095
07102200	Beans (vigna spp, phaseolus spp), shelled or unshelled, (uncooked or cooked by steaming or boiling in water), frozen	1.092	1.092	2.933	2.933
07102900	Leguminous veg, other than peas & beans, shelled/unshelled, (uncooked or cooked by steaming or boiling in water), frozen	287.847	535.186	567.375	1.096.625
07103000	Spinach, new zealand spinach&orache spinach (garden spinach), (uncooked/cooked by steaming or boiling), frozen	-	99	-	107
07104000	Sweet corn, (uncooked or cooked by steaming or boiling in water), frozen	73.504	195.032	101.108	266.585
07108000	Vegetables, uncooked or cooked by steaming or boiling in water, other than potato,leguminous,spinach,sweet corn, frozen	228.401	477.710	396.484	717.707
07109000	Mixtures of vegetables, (uncooked or cooked by steaming or boiling in water), frozen	11.620	29.120	26.656	60.881
07115190	Mushrooms (agaricus) preserved in brine/sulphur water/oth preservative solutions, unsuitable for immediate consumption	-	625	-	1.313
07119020	Chillies (fruits of genus capsicum) provisionally preserved, but unsuitable in that state for immediate consumption	1.135	2.855	7.106	18.589
07119050	Onions, preserved oth than by sulphur dioxide gas, but unsuitable in that state for immediate consumption	-	201	-	278
07122000	Onions, dried, whole, cut, sliced, broken or in powder, but not further prepared	201	204	646	660
07123100	Mushrooms of the genus Agaricus, dried, whole, cut, sliced, broken or in powder, but not further prepared	10.507	10.608	22.127	22.332
07123200	Wood ears (Auricularia spp), dried, whole, cut, sliced, broken or in powder, but not further prepared	-	160	-	800
07123920	Shitake (Dong-gu), dried, whole, cut, sliced, broken or in powder, but not further prepared	-	255	-	3.641
07123990	Mushroom o.t Agaricus,Wood ears,Jelly fungi,truffle,shitake,dried,whole,cut,sliced,broken/in powder,not further prepared	-	1.374	-	1.374
07129010	Garlic, dried, whole, cut, sliced, broken or in powder, but not further prepared	311	32.517	890	70.396
07129090	Vegetable,mix of vegetable, o.t garlic,mushroom,onion,dried,whole,cut,sliced,broken/in powder,but not further prepared	141.023	383.623	650.998	2.600.355
07133190	Beans of sp Vigna mungo, Hepper/Vigna radiata, Wilczek, dried, shelled, w.o.n skinned or split, not suitable for sowing	50.502	221.377	75.004	297.977
07133390	Kidney beans, incl white pea beans (Phaseolus vulgaris), dried, shelled, w.o.n skinned or split, not suitable for sowing	7.020	7.020	4.177	4.177
07139090	Dried leguminous veg,o.t peas,chickpeas,beans,lentils,broad&horse(bean),pigeon peas,shelled,w.o.n skin/split,not sowing	-	0	-	3
07141011	Manioc (cassava), sliced or in the form of pellets, dried chips	62.310	66.846	149.236	153.760
07141019	Manioc (cassava), sliced or in the form of pellets, other than dried chips	15.428	19.132	32.095	35.175
07141091	Manioc (cassava), other than sliced or in the form of pellets, frozen	962	1.062	563	625
07141099	Manioc (cassava), other than sliced or in the form of pellets, fresh,	5.154	29.631	2.925	18.018

Tabel 3 : Ekspor Indonesia menurut Komoditi (Kode HS 8 digit)

Februari 2022

Kode H S	Uraian golongan barang	Berat bersih (Kg)		Nilai F.O.B. (U S \$)	
		Bulan ini	Kumulatif	Bulan ini	Kumulatif
		(1)	(2)	(3)	(4)
07142010	Sweet potatoes whether or not sliced or in the form of pellets, frozen	250.797	557.184	317.794	700.171
07142090	Sweet potatoes whether or not sliced or in the form of pellets, fresh, chilled, or dried	588.067	1.168.361	335.468	692.776
07144010	Taro (Colocasia spp) whether or not sliced or in the form of pellets, frozen	-	24.178	-	34.902
07144090	Taro (Colocasia spp) whether or not sliced or in the form of pellets, fresh, chilled, or dried	203.158	478.439	50.591	138.534
07149019	Sago pith, fresh, chilled, or dried	705.501	1.338.001	89.142	178.892
08011100	Coconuts, desiccated, dried	8.741.942	19.394.902	14.350.896	32.400.728
08011200	Coconuts in the inner shell (endocarp)	31.134.316	47.882.057	7.903.645	12.027.553
08011910	Young coconut	283.488	283.488	40.737	40.737
08011990	Coconuts, other than desiccated, in the inner shell (endocarp), young coconut, fresh or dried	41.665.974	85.566.639	12.029.247	25.348.025
08012100	Brazil nuts in shell	-	1	-	23
08012200	Brazil nuts shelled	86	87	3.996	3.998
08013100	Cashew nuts in shell	306.192	763.427	402.136	1.020.795
08013200	Cashew nuts shelled	262.558	514.161	1.834.440	3.758.118
08021200	Almonds shelled	70.771	83.253	462.495	547.147
08023200	Walnuts shelled	88	88	295	295
08028000	Areca nuts	18.074.526	34.308.360	27.482.246	53.861.820
08029000	Nuts, other than 0801.11 - 0802.80, fresh or dried, whether or not shelled or peeled	840.992	1.769.071	1.260.217	2.551.451
08031000	Plantains, fresh or dried	767.208	2.168.128	252.536	649.834
08039010	Lady's finger banana, fresh or dried	16.526	25.609	10.800	18.856
08039090	Bananas other than lady's finger banana, fresh or dried	1.397.407	2.610.051	726.490	1.343.116
08041000	Dates, fresh or dried	13.390	16.020	34.544	43.137
08043000	Pineapples, fresh or dried	583.054	1.309.372	340.325	768.646
08044000	Avocados, fresh or dried	26.230	54.415	11.339	23.231
08045010	Guavas, fresh or dried	1.674	2.704	3.044	4.351
08045020	Mangoes, fresh or dried	795	884	368	1.368
08045030	Mangosteens, fresh or dried	2.397.440	6.967.547	6.792.421	20.368.330
08051010	Fresh oranges	3.280	18.452	2.086	28.475
08052100	Mandarins (including tangerines and satsumas), fresh or dried	150	150	248	248
08052200	Clementines, fresh or dried	-	42	-	428
08055010	Lemons (Citrus limon, Citrus limonum), fresh or dried	73	377	225	466
08055020	Limes (Citrus aurantifolia, Citrus latifolia), fresh or dried	48.920	50.168	55.215	69.219
08059000	Citrus fruit other than oranges, mandarins, clementines, wilkings, grapefruit, pomelos, lemons, limes, fresh or dried.	4.661	5.625	14.132	18.851
08062000	Grapes, dried	-	450	-	315
08071100	Watermelons, fresh	3.510	6.581	1.324	3.568
08071900	Melons, other than watermelons, fresh	385	485	179	193
08072000	Papaws (papayas), fresh	45	872	51	669
08081000	Apples, fresh	50	50	120	120
08092900	Cherries other than sour cherries (Prunus cerasus), fresh	150	150	274	274
08094010	Plums, fresh	8	16	48	92
08102000	Raspberries, blackberries, mulberries and loganberries, fresh	2.640	6.504	45.865	111.096
08106000	Durians, fresh	895	1.092	6.477	7.737
08109030	Rambutan, fresh	81.145	153.064	166.259	310.833
08109040	Langsat (Lanzones), fresh	105	315	95	408
08109050	Jackfruit (including Cempedak and Nangka), fresh	3.940	9.426	5.137	12.559
08109060	Tamarinds, fresh	3	50.409	26	20.751
08109070	Starfruit, fresh	6	6	29	29
08109091	Salacca (snake fruit), fresh	168.946	309.120	140.498	268.446
08109092	Dragon fruit, fresh	31.078	77.867	42.956	152.593
08109093	Sapodilla (ciku fruit), fresh	96	96	557	557

Tabel 3 : Ekspor Indonesia menurut Komoditi (Kode HS 8 digit)

Februari 2022

Kode H S	Uraian golongan barang	Berat bersih (Kg)		Nilai F.O.B. (U S \$)	
		Bulan ini	Kumulatif	Bulan ini	Kumulatif
(1)	(2)	(3)	(4)	(5)	(6)
08109094	Pomegranate, soursop/sweetsops, bell fruit, marian plum, passion fruit, cottonfruit, jujube and tampoi or rambai	2.908	10.726	3.860	9.905
08109099	Fruit other than 0803.10.00 - 0810.90.94, fresh	2.384	5.250	3.426	4.435
08119000	Fruit & nuts other than 0811.10 - 0811.20, uncooked or cooked by steaming/boiling, frozen, w.o.n cont added sugar or oth	468.188	826.143	418.624	714.850
08133000	Apples, dried	50	100	7	12
08134010	Longans, dried	-	48.000	-	20.160
08134020	Tamarinds, dried	2.810	80.270	36.975	128.414
08134090	Fruit, other than heading 0801-0806, apricots, prunes, apples, longans, tamarinds, dried	159.744	260.601	173.846	266.292
08135030	Mixtures of which dried dates predominate by weight	3.614	4.614	6.885	8.947
09011110	Coffee, Arabica WIB or Robusta OIB, not roasted, not decaffeinated	28.978.095	65.215.198	84.667.320	181.700.986
09011190	Coffee other than Arabica WIB or Robusta OIB, not roasted, not decaffeinated	375.751	1.021.726	677.529	1.760.046
09011210	Coffee, Arabica WIB or Robusta OIB, not roasted, decaffeinated	5.440	9.140	39.633	68.767
09011290	Coffee other than Arabica WIB or Robusta OIB, not roasted, decaffeinated	100	100	34	34
09012110	Coffee, roasted, not decaffeinated, unground	14.894	20.866	85.461	320.239
09012120	Coffee, roasted, not decaffeinated, ground	284.295	357.308	869.594	1.096.758
09012210	Coffee, roasted, decaffeinated, unground	201	6.201	3.374	64.817
09019010	Coffee husks and skins	-	580	-	4.917
09019020	Coffee substitutes containing coffee	56.592	228.395	158.912	642.037
09021010	Leaves green tea (not fermented), in immediate packings of not exceeding 3 kg, whether or not flavoured	608	7.168	406	15.370
09021090	Green tea (not fermented) other than leaves, in immediate packings of not exceeding 3 kg, whether or not flavoured	12.055	28.945	152.746	310.526
09022010	Leaves green tea (not fermented), in immediate packings of exceeding 3 kg, whether or not flavoured	386.011	755.000	797.220	1.440.786
09022090	Green tea (not fermented) other than leaves, in immediate packings of exceeding 3 kg, whether or not flavoured	50.662	106.134	126.936	246.222
09023010	Leaves black tea(fermented) &partly fermented tea, in immediate packings of not exceeding 3 kg, whether or not flavoured	172	172	1.915	1.915
09023090	Black tea(fermented)&partly fermented tea other than leaves, in immediate packings of <=3 kg, whether or not flavoured	317.825	676.230	1.795.941	3.892.496
09024010	Leaves black tea(fermented) &other partly fermented tea in immediate packings of exceeding 3 kg,whether or not flavoured	50.877	237.026	143.517	463.453
09024090	Black tea (fermented)&oth partly fermented tea other than leaves,in immediate packings of >3 kg,whether or not flavoured	2.834.412	5.690.740	4.263.151	8.606.894
09041110	White pepper, neither crushed nor ground	1.212.815	1.987.871	7.629.568	12.861.611
09041120	Black pepper, neither crushed nor ground	1.135.309	1.725.936	4.240.466	6.296.130
09041190	Pepper of the genus Piper other than white and black pepper, neither crushed nor ground	104.694	144.994	533.254	818.435
09041210	White pepper, crushed or ground	1.914	4.162	15.259	31.434
09041220	Black Pepper, crushed or ground	122.543	169.783	608.053	819.057
09041290	Pepper of the genus Piper other than white and black pepper, crushed or ground	1.107	4.211	15.322	41.308
09042110	Chillies (fruits of the genus Capsicum), dried, neither crushed nor ground	5	9.667	57	28.767
09042190	Fruits of the genus Capsicum or of the genus Pimenta, other than Chillies, dried, neither crushed nor ground	28.537	36.048	106.180	132.486
09042210	Chillies (Fruits of the genus Capsicum), crushed or ground	120.513	327.417	549.543	1.480.883
09042290	Fruits of the genus Capsicum or of the genus Pimenta, other than Chillies, crushed or ground	861	2.689	1.731	8.487
09051000	Vanila, neither crushed nor ground	183.921	204.001	1.626.789	3.907.163
09052000	Vanila, crushed or ground	207	4.826	20.457	437.528

Tabel 3 : Ekspor Indonesia menurut Komoditi (Kode HS 8 digit)

Februari 2022

Kode H S	Uraian golongan barang	Berat bersih (Kg)		Nilai F.O.B. (U S \$)	
		Bulan ini	Kumulatif	Bulan ini	Kumulatif
		(1)	(2)	(3)	(4)
09061100	Cinnamon (Cinnamomum zeylanicum Blume), neither crushed nor ground	679.188	1.449.817	4.210.301	8.632.187
09061900	Cinnamon other than Cinnamomum zeylanicum Blume and cinnamon-tree flowers, neither crushed nor ground	464.659	1.093.632	2.483.966	5.578.539
09062000	Cinnamon and Cinnamon-tree flowers, crushed or ground	827.235	1.890.838	3.742.536	8.733.717
09071000	Cloves (whole fruit, cloves and stems), neither crushed nor ground	987.264	1.493.313	5.680.267	8.420.416
09072000	Cloves (whole fruit, cloves and stems), crushed or ground	6.127	41.502	40.758	265.124
09081100	Nutmeg, neither crushed nor ground	1.361.486	2.219.083	8.416.440	14.233.241
09081200	Nutmeg, crushed or ground	344.649	707.224	3.033.035	6.091.035
09082100	Mace, neither crushed nor ground	179.776	419.933	2.695.122	6.197.329
09082200	Mace Crushed or ground	74.843	97.018	1.232.246	1.416.635
09083100	Cardamoms, neither crushed nor ground	1.067.667	2.165.279	6.139.515	13.500.893
09083200	Cardamoms, crushed or ground	8.007	8.007	31.363	31.363
09092100	Seeds of coriander, neither crushed nor ground	1.439	2.238	2.806	4.739
09092200	Seeds of coriander, crushed or ground	518	2.790	3.937	11.538
09093200	Seeds of cumin, crushed or ground	428	846	599	1.398
09096110	Seeds of anise, neither crushed nor ground	2.000	2.000	20.000	20.000
09096130	Seeds of caraway, neither crushed nor ground	50	50	143	143
09096190	Seeds of fennel, juniper berries, neither crushed nor ground	12.425	12.425	78.293	78.293
09096230	Seeds of caraway, crushed or ground	-	40	-	42
09101100	Ginger, neither crushed nor ground	186.059	422.430	81.996	310.920
09101200	Ginger, crushed or ground	3.782	10.936	26.639	61.843
09103000	Turmeric (curcuma)	594.500	1.740.108	551.938	1.600.791
09109110	Curry	400	686	4.127	6.341
09109190	Mixtures of spices in heading 0904 - 0910, other than curry	22.433	28.399	74.441	95.934
09109910	Thyme, bay leaves	3.278	4.724	16.662	23.298
09109990	Spices, not mixtures, other than HS 0904.11.10 - 0910.99.10	79.163	173.768	185.159	404.589
10051000	Maize (corn) seed	1	1	3	3
10059010	Popcorn	1.608	18.485	3.055	28.651
10059090	Maize (corn), other than seed & popcorn	62.250	117.100	40.470	76.533
10061010	Rice in the husk (paddy or rough), suitable for sowing	10.000	10.000	112.500	112.500
10061090	Rice in the husk (paddy or rough), not suitable for sowing	21	25	20	50
10062090	Husked (brown) rice, other than Hom Mali rice	-	27	-	75
10063030	Glutinous rice, semimilled or wholly milled glutinous rice, whether or not polished or glazed	4.000	4.000	6.200	6.200
10063099	Semi-milled/ wholly milled rice,whether or not polished or glazed, oth than glutinous rice,Hom Mali rice,parboiled rice	376.000	406.000	221.950	250.193
10064090	Broken rice, other than of a kind used for animal feed	-	1	-	6
11010011	Wheat flour, fortified	5.480.456	10.075.395	2.916.738	5.105.279
11010019	Wheat flour, other than fortified	478.123	846.084	257.094	443.793
11022000	Maize (corn) flour	164.380	213.034	82.447	125.797
11029010	Rice flour	42.947	88.432	36.806	76.110
11029020	Rye flour	1.030	2.072	761	1.509
11029090	Cereal flours other than wheat,meslin,maize(corn),rice,rye flour	31.158	56.275	35.228	57.227
11031100	Groats and meal of wheat	24	49	30	55
11031920	Groats and meal of rice	72	3.508	483	4.839
11031990	Groats and meal of cereals, other than wheat,maize(corn),meslin and rice	110	308	42	117
11042990	Worked cereal grains (for example, hulled, pearled, sliced or kibbled), other than oats, maize (corn) and barley	68	11.196	241	41.366
11043000	Germ of cereals, whole, rolled, flaked or ground	-	363.000	-	181.175
11051000	Flour, meal and powder of potatoes	3.802	7.534	3.785	8.171
11061000	Flour, meal and powder of the dried leguminous vegetables	178	178	409	409
11062010	Flour, meal and powder of manioc (cassava)	98.581	159.612	32.457	49.745
11062020	Flour, meal and powder of sago	657.400	1.182.400	127.834	258.974
11062030	Flour, meal and powder of sweet potato (Ipomoea Batatas)	102.060	137.260	32.684	44.760
11062090	Flour,meal & powder of oth sago/of roots/ tubers of 0714,oth than manioc/cassava,sago,sweet potato/Ipomoea batatas	100.001	467.131	228.026	1.403.308
11063000	Flour, meal and powder of the products of edible fruit and nuts	118.933	559.132	569.293	2.566.314
11081100	Wheat starch	620	620	975	975

Tabel 3 : Ekspor Indonesia menurut Komoditi (Kode HS 8 digit)

Februari 2022

Kode H S	Uraian golongan barang	Berat bersih (Kg)		Nilai F.O.B. (U S \$)	
		Bulan ini	Kumulatif	Bulan ini	Kumulatif
(1)	(2)	(3)	(4)	(5)	(6)
11081200	Maize (corn) starch	1.861.488	4.227.763	982.149	2.223.036
11081400	Manioc (cassava) starch	695.672	1.794.932	434.644	1.092.882
11081910	Sago starch	180.031	203.015	89.788	96.176
11081990	Starches other than wheat, maize(corn), potato, manioc(cassava), sago	94.594	101.148	27.938	40.779
11082000	Inulin	-	5	-	10
12019000	Soya beans, other than seed, whether or not broken	209.600	275.631	104.823	156.159
12024100	Ground-nuts, other than seed, not roasted or otherwise cooked, in shell	136.159	149.595	294.337	328.606
12024200	Ground-nuts, other than seed, not roasted or otherwise cooked, shelled, whether or not broken	1.440	1.440	2.469	2.469
12030000	Copra	2.718.496	5.219.443	3.080.237	5.766.393
12071010	Palm nuts suitable for sowing/planting, whether or not broken	1.861	3.586	262.925	477.365
12071090	Palm nuts not suitable for sowing/planting, whether or not broken	180.000	180.000	96.700	96.700
12072900	Cotton seeds, other than seed	391.525	660.355	116.576	202.679
12074090	Sesamum seeds, other than edible	18.490	23.990	66.170	80.003
12077000	Melon seeds	2	2	894	894
12079950	Fresh fruit bunch of oil palm	731.155	731.155	133.070	133.070
12079990	Oil seeds and oleaginous fruit other than HS 1201.10.10 - 1207.99.50, whether or not broken	96.000	120.000	42.240	53.280
12081000	Flours and meals of soya beans	750	750	1.110	1.110
12091000	Sugar beet seeds, of a kind used for sowing	-	53	-	48
12092990	Seeds of forage plants other than lucerne, clover, fescue, kentucky blue grass, rye grass, timothy grass, beet, for sowing	20.000	60.002	33.320	148.074
12093000	Seeds of herbaceous plants cultivated principally for their flowers	64	80	258.463	392.600
12099190	Vegetable seeds, other than onion seeds, for sowing	404.701	656.294	768.605	1.238.224
12099910	Rubber tree seeds, Kenaf seeds, for sowing	-	18	-	13
12099990	Seeds, fruit and spores, o.t seeds of (sugar beet, forage plants, herbaceous plants, onion, rubber tree, kenaf), for sowing	44.120	72.719	72.265	128.951
12102000	Hop cones, ground, powdered or in the form of pellets, lupulin	1	1	1	1
12112000	Ginseng roots, fresh, chilled, frozen or dried, whether or not cut, crushed or powdered	-	203	-	5.500
12119011	Cannabis used primarily in pharmacy, in cut, crushed or powdered form	-	120	-	720
12119016	Plants & its parts, used primarily in pharmacy, o.t HS 1211.90.11-1211.90.15, fresh, chilled, frozen/dried, in cut, crush/powder	2.015	2.015	4.030	4.030
12119019	Plant & its part, used primarily in pharmacy, o.t HS 1211.90.11-1211.90.16, fresh, chill, frozen/dried, not in cut, crush/powder	2.553	2.553	9.857	9.857
12119091	Pyrethrum used primarily in not pharmacy, in cut, crushed or powdered form, fresh, chilled, frozen/ dried	108.657	139.707	170.027	308.717
12119094	Sandalwood chips used primarily in not pharmacy, fresh, chilled, frozen/ dried, whether/ not cut, crushed/ powdered	12.509	13.309	102.094	110.094
12119095	Agarwood (Gaharu) chips used primarily in not pharmacy, fresh, chilled, frozen/ dried, whether/ not cut, crushed/ powdered	64.010	179.362	994.521	1.977.713
12119097	Bark of persea used primarily in not pharmacy, fresh, chilled, frozen/ dried, whether/ not cut, crushed/ powdered	5.600	15.600	9.095	28.922
12119098	Plant & its part, used primarily not in pharmacy, o.t HS 1211.90.91-1211.90.97 in cut/crush/powder, fresh, chill, frozen/dried	357.178	1.017.444	868.393	2.380.480
12119099	Plant & its part, primarily not in pharmacy, o.t HS 1211.90.91-1211.90.97, not in cut/crush/powder, fresh, chill, frozen/dried	409.275	800.174	689.608	2.014.678
12122111	Eucommia spinosum fit for human consumption, dried but not ground	895.267	2.356.025	552.925	1.547.805

Tabel 3 : Ekspor Indonesia menurut Komoditi (Kode HS 8 digit)

Februari 2022

Kode H S	Uraian golongan barang	Berat bersih (Kg)		Nilai F.O.B. (U S \$)	
		Bulan ini	Kumulatif	Bulan ini	Kumulatif
(1)	(2)	(3)	(4)	(5)	(6)
12122112	Euचेuma cottonii fit for human consumption, dried but not ground	7.072.396	13.551.446	17.292.930	33.363.592
12122113	Gracilaria spp fit for human consumption, dried but not ground	2.654.130	4.711.872	1.808.818	3.121.951
12122114	Gelidium spp fit for human consumption, dried but not ground	-	20.020	-	32.032
12122115	Sargassum spp fit for human consumption, dried but not ground	109.725	133.725	43.471	53.031
12122119	Seaweeds&other algae for human consumption,dried but not ground,o.t E.spinosum,E.cottonii,Gracilaria,Gelidium,Sargassum	11.000	45.880	12.450	29.179
12122190	Seaweeds and other algae fit for human consumption, other than dried and not ground	1.713.930	4.100.550	1.366.927	4.262.911
12122919	Seaweeds and other algae, fresh, chilled or dried, not fit for human consumption, other than used in pharmacy	2.003.476	3.413.526	564.839	919.496
12122920	Seaweeds&other algae,fresh,chilled/dried,not human consump,oth than in dyeing,tanning,perfumery,pharmacy,insect,fungi	124.121	349.661	42.570	152.505
12122930	Seaweeds&other algae,frozen, not human consumption, other than in dyeing, tanning, perfumery, pharmacy, insect, fungi	-	44.000	-	69.960
12129100	Sugar beet, fresh, chilled, frozen or dried, of a kind used primarily for human consumption	7.500	7.500	6.750	6.750
12129200	Locust beans (carob) fresh, chilled, frozen or dried, of a kind used primarily for human consumption	50	100	99	200
12129910	Stones and kernels of apricot, peach (including nectarine) or plum of a kind used primarily for human consumption	83.000	83.000	54.000	54.000
12129990	Vegetable products of a kind used primarily for human consumption other than HS 1212.21.11 - 1212.99.10	296.230	476.781	251.705	417.752
12130000	Cereal straw and husks, unprepared, whether or not chopped, ground, pressed or in the form of pellets	20.000	20.000	28.000	28.000
12149000	Swedes,mangolds,fodder roots,hay,clover,sainfoin,forage kale,lupines, vetches&other forage, or in the form of pellets	15.700	21.500	6.330	9.230
13012000	Gum Arabic	25.000	49.300	12.500	25.421
13019040	Lac	17.000	94.213	81.898	413.257
13019090	Natural gums, resins, gum-resins and oleoresins, other than gum arabic, cannabis resins, lac	3.499.336	7.283.425	4.961.192	10.521.901
13021200	Vegetable saps and extracts of liquorice	-	4	-	345
13021940	Vegetable saps and extracts of pyrethrum or of the roots of plants containing rotenone	5.782	13.057	51.262	165.268
13021950	Vegetable saps and extracts of japan (or Chinese) lacquer (natural lacquer)	103	129	2.765	3.004
13021990	Vegetable saps and extracts, other than of opium, liquorice, hops, ephedra, cannabis,pyrethrum,japan/chinese lacquer	104.450	279.790	57.762	216.275
13022000	Pectic substances, pectinates and pectates	36.947	36.947	63.110	63.110
13023100	Agar-agar	80.764	151.938	1.209.200	2.319.284
13023200	Mucilages and thickeners, whether or not modified, derived from locust beans, locust bean seeds or guar seeds	-	1.800	-	11.954
13023911	Carrageenan powder, Semirefined	708.179	1.808.422	6.613.092	15.368.263
13023912	Carrageenan powder, Refined	48.004	123.204	730.250	1.646.202
13023913	Carrageenan, alkali treated carrageenan chips (ATCC)	80.000	269.000	730.075	2.113.286
13023919	Carrageenan, other than powder(refined and semirefined), alkali treated carrageenan chips (ATCC)	20.149	40.149	86.118	172.118
13023990	Mucilages and thickeners, whether or not modified, other than agar-agar, locust bean, carrageenan	43.575	112.123	300.788	933.339
14011000	Bamboos, of a kind used primarily for plaiting	185.700	341.066	156.244	291.319
14019000	Vegetable materials of a kind used primarily for plaiting other than bamboo and rattans	8.723	30.514	53.867	118.989
14049020	Vegetable products nec or included of a kind used primarily in tanning or dyeing, other than cotton linters	174.862	347.004	126.715	231.031
14049030	Kapok	834.197	1.851.000	837.621	1.774.523
14049091	Palm kernel shells	335.828.174	681.535.566	31.188.839	64.646.010

Tabel 3 : Ekspor Indonesia menurut Komoditi (Kode HS 8 digit)

Februari 2022

Kode H S	Uraian golongan barang	Berat bersih (Kg)		Nilai F.O.B. (U S \$)	
		Bulan ini	Kumulatif	Bulan ini	Kumulatif
(1)	(2)	(3)	(4)	(5)	(6)
14049092	Empty fruit bunch of oil palm	-	3.200	-	229
14049099	Vegetable products nec or included oth used primarily in tanning/ dyeing,oth than HS 1404.20.00 - 1404.90.92	1.597.178	4.043.068	446.627	3.003.355
15019000	Poultry fat, other than that of heading 0209 or 1503	6.825	11.460	25.785	44.256
15042010	Fats and oils and their fractions, of fish, other than liver oils, solid fractions	72.903	157.010	120.873	273.994
15042090	Fats and oils and their fractions, of fish, other than liver oils, other than solid fractions	2	31.202	3	48.831
15091010	Virgin olive oil, not chemically modified, not solvent extraction, in packings of a net weight not exceeding 30 kg	14	51	183	679
15091090	Virgin olive oil, not chemically modified, not solvent extraction, in packings of a net weight exceeding 30 kg	-	70	-	70
15111000	Crude palm oil, not chemically modified	26.999.834	90.306.674	36.757.035	119.926.494
15119020	Refined palm oil, not chemically modified	845.865.397	1.435.619.812	1.074.150.318	1.781.606.060
15119031	Solid fractions of refined palm oil, not chemically modified, with iodine value 30 or more, but less than 40	102.071.243	246.382.926	129.108.447	302.022.815
15119032	Solid fractions of refined palm oil, not chemically modified, with iodine value 40 or more	30.318.449	52.789.357	39.772.906	68.905.848
15119036	Liquid fractions of refined palm oil, not chemically modified, in packing of a net weight not exceeding 25 kg	17.651.446	85.220.651	26.108.335	118.748.375
15119037	Liquid fractions of refined palm oil, not chemically modified, in packing of a net weight>25kg, with 55<=iodine value<60	437.096.373	1.031.711.669	560.354.993	1.299.379.881
15119039	Liquid fractions of refined palm oil,not chemically modified,packing net weight>25kg,iodine value<55 or iodine value>=60	14.600.868	28.028.884	17.486.229	32.875.582
15119049	Solid fractions of unrefined palm oil, not chemically modified, with packing of a net weight exceeding 25 kg	2.983.762	2.983.762	3.776.373	3.776.373
15121990	Sunflower-seed or safflower oil and fractions other than crude oil, unrefined, refined, not chemically modified	577	703	1.707	1.853
15122990	Cotton-seed oil and its fractions other than crude oil and fraction of unrefined oil, not chemically modified	-	1	-	1
15131100	Crude oil of coconut (copra) oil, not chemically modified	16.831.526	24.014.084	29.179.694	41.605.874
15131910	Fractions of unrefined coconut oil, not chemically modified	552.420	569.401	616.140	646.847
15131990	Coconut (copra) oil and its fractions other than crude oil and fraction of unrefined oil, not chemically modified	31.462.105	59.828.246	62.595.123	117.266.230
15132110	Crude oil of palm kernel, not chemically modified	3.699.547	4.399.495	9.075.483	10.696.563
15132190	Crude oil of babassu, not chemically modified	292	708	1.394	22.772
15132991	Solid fractions of refined palm kernel oil, not chemically modified	10.926.201	28.953.239	27.677.985	71.210.518
15132994	Palm kernel olein, refined, bleached and deodorized (RBD), not chemically modified	16.539.976	24.689.333	31.114.995	46.260.089
15132995	Palm kernel oil, RBD, not chemically modified	38.294.276	102.384.170	79.762.033	207.404.650
15151900	Linseed oil and its fractions, other than crude oil, not chemically modified	-	515	-	1.657
15152999	Fractions of refined maize (corn) oil, other than solid, but not chemically modified	-	400	-	3.440
15153090	Castor oil and its fractions, other than crude oil, but not chemically modified	0	0	0	0
15155090	Fractions of refined sesame oil, but not chemically modified	190	190	1.793	1.793
15159019	Fractions of refined Illipe nut oil, but not chemically modified	-	350	-	5.710
15159099	Fractions of refined oil of other fixed vegetable fats&oils, o.t HS 1515.11.00-1515.90.39, but not chemically modified	200.932	445.268	2.904.607	8.049.533
15162012	Vegetable fats and oils and their fractions of oil palm fruit, crude, reesterified, but not further prepared	-	318.050	-	350.934
15162013	Vegetable fats and oils & their fractions of oil palm fruit, oth than crude, reesterified, but not further prepared	3.999.531	11.997.600	4.238.153	11.544.958
15162014	Vegetable fats and oils and their fractions of coconuts, reesterified, but not further prepared	163.601	396.606	997.791	1.559.966
15162015	Vegetable fats and oils and their fractions of palm kernels, crude, reesterified, but not further prepared	914.692	2.964.770	3.119.604	9.865.816
15162016	Vegetable fats & oils and their fractions of palm kernels, refined, bleached and deodorized (RBD), reesterified	-	70.268	-	89.823

Tabel 3 : Ekspor Indonesia menurut Komoditi (Kode HS 8 digit)

Februari 2022

Kode H S	Uraian golongan barang	Berat bersih (Kg)		Nilai F.O.B. (U S \$)	
		Bulan ini	Kumulatif	Bulan ini	Kumulatif
(1)	(2)	(3)	(4)	(5)	(6)
15162019	Vegetable fats and oils and their fractions, reesterified, but not further prepared, other than HS 1516.20.11-1516.20.18	68.910	101.070	104.144	150.768
15162031	Vegetable fats&oils & their fractions of groundnuts, coconuts, soya beans, hydrogenated, in flakes, not further prepared	-	62.428	-	127.201
15162034	Vegetable fats & oils & their fractions of palm oil, hydrogenated, in flakes, not further prepared	2.210.360	5.764.630	2.787.931	7.101.394
15162035	Vegetable fats & oils & their fractions of palm kernels, hydrogenated, in flakes, not further prepared	906.400	1.812.800	1.642.918	3.395.146
15162039	Vegetable fats and oils and their fractions, hydrogenated, but not further prepared, other than HS 1516.20.31-1516.20.35	544.000	544.000	705.043	705.043
15162042	Vegetable fats & oils & their fractions of coconuts, hydrogenated, in oth forms, not further prepared	125.740	225.141	240.207	412.975
15162046	Vegetable fats & oils & their fractions of palm oil fruit, hydrogenated, in oth forms, not further prepared	15.821.881	37.647.789	19.439.695	43.709.102
15162047	Vegetable fats & oils & their fractions of palm oil kernels, hydrogenated, in oth forms, not further prepared	5.348.330	17.746.690	9.245.242	31.289.185
15162049	Vegetable fats&oils&their fractions, hydrogenated, in oth forms, not further prepared, oth than HS 1516.20.41-1516.20.48	862.880	1.557.080	1.085.193	2.148.046
15162052	Vegetable fats & oils & their fractions of olives, interesterified, not further prepared	20.767.560	35.826.990	30.122.968	48.442.791
15162054	Vegetable fats & oils & their fractions of groundnuts, palm oil & coconuts, interesterified, not further prepared	6.918.100	7.244.225	9.624.918	10.212.455
15162059	Vegetable fats&oils & their fractions, inter-esterified, not further prepared, other than HS 1516.20.51-1516.20.54	192.200	1.248.200	330.728	1.668.555
15162062	Refined bleached&deodorised (RBD) palm stearin, elaidinised, with an iodine value not exceeding 48,not further prepared	207.000	649.000	265.654	807.223
15162091	Palm stearin, elaidinised, with an iodine value exceeding 48, not further prepared	380.800	2.038.400	510.384	2.704.491
15162096	Refined, bleached and deodorised (RBD) palm kernel stearin, elaidinised, not further prepared	1.045.360	3.167.706	1.838.064	5.367.925
15162098	Fats & oils and their fractions of ground-nuts, of oil palm or of coconuts, elaidinised, not further prepared	604.380	1.793.480	1.005.226	2.812.560
15162099	Vegetables fats & oils and their fractions, elaidinised, not further prepared, other than HS 1516.20.91-1516.20.98	1.138.490	3.243.566	1.965.370	5.073.765
15171010	Margarine, excluding liquid margarine, in airtight container for retail sale	2.095.046	6.745.095	2.464.154	7.734.616
15171090	Margarine, excluding liquid margarine, other than in airtight container for retail sale	3.564.556	7.352.922	4.213.425	8.477.622
15179010	Imitation ghee	1.099.631	2.185.302	1.435.376	2.731.706
15179020	Liquid margarine	-	6	-	50
15179030	Edible mixtures or preparations of animal or vegetable fats or oils, of a kind used as mould release preparations	8.400	25.200	12.658	37.973
15179043	Shortening	79.926.381	170.053.637	95.074.648	200.542.360
15179062	Liquid mixtures/preparations of vegetable fats or oils or of their fractions in which crude palm oil predominates	-	2	-	2
15179063	Liquid mixtures/preparations of vegetable fats/oils/of their fractions, oth palm oil predominates, packings <= 25 kg	5.605	5.605	9.800	9.800
15179064	Liquid mixtures/preparations of vegetable fats/oils/of their fractions, oth palm oil predominates, packings >25 kg	-	230.400	-	573.301
15179068	Liquid mixtures/preparations of vegetable fats/oils or of their fractions in which illipe nut oil predominates	190	190	2.090	2.090
15179069	Liquid mixtures or preparations of vegetable fats or oils or of their fractions, oth than 1517.90.61-1517.90.68	-	9.999.939	-	12.849.922
15179090	Edible mix/preparations of animal/vegetable fats/oils/fractions of different fats/oils nec in 1517.90, o.t heading 15.16	10.783.322	20.774.067	17.549.087	32.718.850

Tabel 3 : Ekspor Indonesia menurut Komoditi (Kode HS 8 digit)

Februari 2022

Kode H S	Uraian golongan barang	Berat bersih (Kg)		Nilai F.O.B. (U S \$)	
		Bulan ini	Kumulatif	Bulan ini	Kumulatif
(1)	(2)	(3)	(4)	(5)	(6)
15180014	Groundnut/soyabean/palm/coconut oil, boiled/oxidised/dehydrated/sulphurised/blown/ polymerised /chemically modified	-	36.002	-	48.603
15180015	Linseed oil & its fractions, boiled/oxidised/dehydrated/sulphurised/blown/ polymerised /chemically modified	190	190	605	605
15180019	Veg fats&oil&its fractions, boiled/oxidise/dehydrate/sulphurise/blown/polymerised/chemically modified o.t 1518.00.14-16	-	42.200	-	28.907
15180020	Inedible mixtures or preparations of animal fats or oils or of fractions of different fats or oils	-	322.500	-	356.190
15180031	Inedible mixtures or preparations of the palm oil fruits or of palm oil kernels	-	9.014.880	-	11.571.654
15180039	Inedible mixtures/preparations of vegetable fats/oils/of fracti.ons of different fats/oils o.t 1518.00.31-1518.00.37	18.180	4.947.815	8.105	6.057.712
15180060	Inedible mixtures/preparations of animal fats/oils or of fractions thereof and vegetable fats/oils/fractions thereof	7.381.002	15.653.933	7.490.002	16.121.971
15200010	Crude glycerol	64.763.551	122.592.112	50.013.240	95.543.815
15200090	Glycerol, glycerol waters and glycerol lyes, oth than crude glycerol	136.008	176.008	56.603	86.284
15211000	Vegetable waxes, whether or not refined or coloured	6.234.001	6.350.004	9.646.993	9.785.455
15220090	Residues resulting from the treatment of fatty substances or animal or vegetable waxes	10.169.238	16.521.067	9.670.881	16.533.493
16010010	Sausages & similar products of meat/meat offal/blood, food preparation base on it, in airtight container for retail sale	1	108	2	170
16010090	Sausages&similar products of meat/meat offal/blood, food preparation based on, not in airtight container for retail sale	2.699	6.404	5.955	14.058
16021090	Homogenised prep of oth prepared/preserved meat, meat offal/blood not contain pork,in airtight container for retail sale	0	10	2	12
16023110	Prepared or preserved meat, meat offal or blood of turkeys, in airtight containers for retail sale	-	30	-	20
16023191	Meat, meat offal or blood, mechanically deboned or separated meat of turkey, not in airtight container for retail sale	-	3.233	-	8.747
16023290	Prepared/preserved of meat,meat offal/blood fowls of species Gallus domesticus, o.t chicken curry in airtight container	34	12.034	81	34.978
16023900	Prepared or preserved meat, meat offal or blood of poultry in heading 0105, other than turkeys&species Gallus domesticus	2	2	4	4
16024991	Prepared/preserved of swine,including mixtures, in airtight containers for retail sale, o.t hams,shoulder,luncheon meat	6.811	6.815	32.254	32.284
16025000	Prepared or preserved meat, meat offal or blood of bovine animals	1.820	11.360	3.290	6.732
16029010	Mutton curry, in airtight containers for retail sale	35	35	228	228
16029090	Prepared or preserved meat, meat offal, including blood of animals, other than 1602.10.10-1602.90.10	8.794	18.004	16.200	30.313
16030000	Extracts and juices of meat, fish or crustaceans, molluscs or oth aquatic invertebrates	36.280	57.200	76.966	134.945
16041311	Sardines, whole or in pieces, but not minced, in airtight containers for retail sale	1.043.124	2.064.266	2.692.984	5.427.642
16041319	Sardines, whole or in pieces, but not minced, not in airtight containers for retail sale	418.606	1.288.320	1.112.861	3.395.645
16041399	Sardinella and bristling or sparts, whole or in pieces, but not minced, not in airtight containers for retail sale	1	16.896	2	38.152
16041411	Tunas, whole or in pieces, but not minced, in airtight containers for retail sale	3.574.356	7.723.431	16.122.441	35.136.502
16041419	Skipjack and bonito (Sarda spp) whole or in pieces, but not minced, in airtight containers	209.209	535.165	1.045.132	2.533.155
16041490	Tunas, skipjack and bonito (Sarda spp), whole or in pieces, but not minced, not in airtight containers for retail sale	993.003	2.234.003	3.891.752	8.802.632

Tabel 3 : Ekspor Indonesia menurut Komoditi (Kode HS 8 digit)

Februari 2022

Kode H S	Uraian golongan barang	Berat bersih (Kg)		Nilai F.O.B. (U S \$)	
		Bulan ini	Kumulatif	Bulan ini	Kumulatif
(1)	(2)	(3)	(4)	(5)	(6)
16041590	Mackerel, whole or in pieces, but not minced, not in airtight containers for retail sale	-	53.973	-	60.330
16041610	Anchovies, whole or in pieces, but not minced, in airtight containers for retail sale	30.700	30.700	120.599	120.599
16041891	Shark fins, whole/in pieces, not minced, not ready for immediate consumption, in airtight containers for retail sale	-	15.661	-	102.976
16041899	Shark fins, whole/in pieces, not minced, not ready for immediate consumption, not in airtight containers for retail sale	1.958	2.758	66.555	93.755
16041990	Fish, whole or in pieces, but not minced, not in airtight containers for retail sale, oth than HS 1604.11.10-1604.19.20	28.741	69.897	348.127	700.495
16042030	Fish ball	17.325	30.900	57.173	108.195
16042040	Fish paste	126.000	300.000	375.800	894.050
16042091	Prepared or preserved fish, in airtight containers for retail sale, other than fish sausage, fish ball, fish paste	99.187	332.699	418.307	1.041.503
16042099	Prepared or preserved fish, not in airtight containers for retail sale, other than fish sausage, fish ball, fish paste	7.689	7.689	37.853	37.853
16051010	Crab, prepared or preserved, in airtight containers for retail sale	984.850	1.798.092	36.375.847	65.913.841
16051090	Crab, prepared or preserved, not in airtight containers for retail sale	337.714	756.739	10.355.960	24.385.324
16052100	Shrimps and prawns, prepared or preserveed, not in airtight container	4.904.707	10.456.444	49.083.720	100.757.313
16052920	Shrimp ball, in airtight container	164.548	1.011.936	1.265.376	6.937.775
16052930	Breaded shrimp, in airtight container	781.039	1.844.494	6.026.278	14.082.541
16052990	Prepared or preserved shrimps and prawns, in airtight container, other than shrimp ball & breaded shrimp	126.161	316.810	1.411.436	3.404.319
16053000	Lobster, prepared or preserved	2.820	7.370	14.213	37.078
16054000	Crustacean, other than crab, shrimps, prawns, and lobsters, prepared or preserved	51.603	107.296	1.681.590	3.554.424
16055410	Cuttle fish and squid, prepared or preserved, in airtight containers for retail sale	-	67	-	275
16055490	Cuttle fish and squid, prepared or preserved, not in airtight containers for retail sale	52.286	162.944	467.504	1.470.624
16055500	Octopus, prepared or preserved	30.808	83.044	428.339	1.163.314
16055600	Clams, cockles and arkshells, prepared or preserved	134.171	303.517	427.958	972.533
16055790	Abalone, prepared or preserved, not in airtight containers for retail sale	7.000	11.956	112.000	238.981
16055800	Snails, oth than sea snails prepared and preserved	86.670	127.789	432.733	783.587
16055900	Mollusc, o.t oysters,scallops,mussels,cuttle fish,squid,octopus,clams,cockles,arkshell,abalone,snail, prepared/preserved	46.345	51.550	179.266	197.996
16056100	Sea cucumbers, prepared or preserved	20.457	26.805	517.920	645.331
16056300	Jellyfish, prepared or preserved	52.650	67.650	130.890	169.890
16056900	Aquatic invertebrates, prepared or preserved, other than crustaceans, molluscs, sea cucumbers, sea urchins, jellyfish	-	6.828	-	39.819
17011200	Raw sugar of beet sugar in solid form, not containing added flavouring or colouring matter	850	1.258	1.246	1.782
17011400	Raw sugar of cane sugar,in solid form, not contain added flavouring/colouring matter, o.t specified in Subheading Note 2	2.913	3.113	8.995	9.435
17019100	Cane or beet sugars, chemically pure sucrose, in solid form, containing added flavouring or colouring matter	4.120	4.692	20.674	24.383
17019910	Refined sugar	30.362.505	53.580.537	18.769.450	33.286.707
17019990	Cane/beet sugars, chemically pure sucrose,in solid form,o.t raw sugar, contain flavouring/colouring matter,refined sugar	161.402	397.385	313.684	729.132
17021100	Lactose and lactose syrup, contain by 99 % or more lactose, expressed as anhydrous lactose, calculated on the dry matter	5.000	5.200	7.042	7.462

Tabel 3 : Ekspor Indonesia menurut Komoditi (Kode HS 8 digit)

Februari 2022

Kode H S	Uraian golongan barang	Berat bersih (Kg)		Nilai F.O.B. (U S \$)	
		Bulan ini	Kumulatif	Bulan ini	Kumulatif
		(1)	(2)	(3)	(4)
17021900	Lactose and lactose syrup, contain less than 99 % lactose, expressed as anhydrous lactose, calculated on the dry matter	72.864	81.400	35.889	44.117
17022000	Maple sugar and maple syrup	4.800	5.052	7.600	8.513
17023010	Glucose, not containing fructose or containing in the dry state less than 20 % by weight of fructose	85.298	198.298	71.483	166.522
17023020	Glucose syrup, not containing fructose or containing in the dry state less than 20 % by weight of fructose	742.291	1.468.724	751.220	1.544.855
17024000	Glucose & glucose syrup, containing in the dry state >= 20 % but < 50 % by weight of fructose, excluding invert sugar	12	34	6	17
17026020	Fructose syrup containing in the dry state more than 50 % by weight of fructose, excluding invert sugar	1.456.400	4.226.000	696.113	2.015.969
17029011	Chemically pure maltose,in dry state with fructose 50%	-	1	-	1
17029019	Maltose syrup,in dry state with fructose 50%	171.450	330.620	135.146	295.691
17029020	Artificial honey,whether/not mixed with natural honey,in dry with fructose 50%	31.337	37.195	72.872	89.896
17029030	Flavoured/colourd sugars (excl maltose), in dry with fructose 50%	15.447	16.987	30.029	31.783
17029040	Caramel, in dry with fructose 50%	657	747	1.779	2.042
17029091	Syrup of sugar, in dry state with fructose 50%	43.519	120.133	92.979	266.526
17029099	Sugar, including invert sugar and sugar syrup blends, in dry with fructose 50% other than 1702.90.11-1702.90.91	2.692.785	5.806.237	4.196.265	9.469.220
17031010	Cane molasses, containing added flavouring/colouring matter	59	59	706	706
17031090	Cane molasses, not containing added flavouring/colouring matter	-	66.645.737	-	11.535.144
17039010	Molasses, resulting from the extraction or refining of sugar, contain add flavour/colour matter,other than cane molasses	-	1.321	-	1.960
17039090	Molasses, resulting from the extraction or refining of sugar, not contain add flavour/colour matter, oth cane molasses	45.322	96.767	234.473	393.841
17041000	Chewing gum, whether or not sugar-coated	104.159	239.486	338.881	767.058
17049010	Medicated pastilles & drops, not containing cocoa	9.525	15.471	69.557	113.718
17049020	White chocolate, not containing cocoa	103.130	189.148	371.370	641.737
17049091	Sugar confectionery,not contain cocoa,soft,contain gelatin,o.t chewing gum, medicated pastilles&drops, white chocolate	940.462	2.021.580	3.458.167	7.579.548
17049099	Sugar confectionery,not contain cocoa,o.t soft&contain gelatin,o.t chewing gum, medical pastilles&drops, white chocolate	2.153.880	4.753.815	5.923.402	13.342.812
18010000	Cocoa beans, whole or broken, raw or roasted	1.175.095	3.611.627	3.218.651	9.968.705
18020000	Cocoa shells, husks, skins and oth cocoa waste	259.835	675.867	29.204	69.621
18031000	Cocoa paste, defatted	415.033	722.051	1.944.669	3.389.193
18032000	Cocoa paste, wholly or partly defatted	5.215.350	8.852.553	12.648.620	21.378.064
18040000	Cocoa butter, fat and oil	10.868.779	22.267.701	46.390.386	91.983.087
18050000	Cocoa powder, not containing added sugar or other sweetening matter	8.081.987	17.238.232	20.350.935	42.388.783
18061000	Cocoa powder, containing added sugar or other sweetening matter	400.133	965.784	272.470	666.571
18062010	Chocolate confectionery blocks, slabs or bars weighing more than 2 kg	606.118	1.126.582	1.551.969	2.836.130
18062090	Chocolate, liquid,paste,granular or other bulk form in containers or immediate packings, of a content exceeding 2 kg	87.311	195.741	353.747	703.762
18063100	Chocolate and other food preparations containing cocoa, filled, in blocks, slabs, bars, weight <= 2kg	43.302	83.169	284.704	525.143
18063200	Chocolate and other food preparations containing cocoa, not filled, in blocks, slabs, bars, weight <= 2kg	15.594	28.974	77.186	123.357
18069010	Chocolate confectionery in tablets or pastilles	108.496	202.846	556.004	1.027.230
18069030	Food preparations of flour, meal, starch/malt extract, contain >=40 % but < 50 % by weight of cocoa	854	4.804	6.077	26.268
18069040	Food preparation of head 04.01-04.04, contain >=5% but <10% by weight of cocoa,for infant/young children,not retail sale	36	233	361	3.599

Tabel 3 : Ekspor Indonesia menurut Komoditi (Kode HS 8 digit)

Februari 2022

Kode H S	Uraian golongan barang	Berat bersih (Kg)		Nilai F.O.B. (U S \$)	
		Bulan ini	Kumulatif	Bulan ini	Kumulatif
(1)	(2)	(3)	(4)	(5)	(6)
18069090	Chocolate and food preparation contain cocoa other than 1806.10.00-1806.90.40	1.357.895	3.107.758	3.220.024	7.163.170
19011010	Preparations suitable for infants or young children of malt extract, not contain or contain < 40% cocoa, for retail sale	46.476	46.476	243.708	243.708
19011020	Preparations suitable for infants or young children of HS 04.01-04.04, not contain or contain <5% cocoa,for retail sale	970.243	2.037.670	3.608.093	7.699.537
19011030	Preparations suitable for infants or young children of soya-bean powder, not contain/contain <40% cocoa,for retail sale	46.081	86.844	181.764	338.587
19011092	Food preparations of flour,groats,meal,starch,for children 1-3 years old, for retail sale, o.t HS 1901.10.10-1901.10.91	15	27	336	611
19011099	Food preparations of flour,groats,meal,starch for infant or >3 years old,for retail sale, o.t HS 1901.10.10-1901.10.91	672.543	1.399.495	2.660.054	5.143.231
19012010	Mixes&doughs for preparation of bakers' wares of head 19.05,of flour, groats, meal,starch/malt extract,not contain cocoa	230.060	513.273	419.801	784.340
19012030	Mixes&doughs for preparation of bakers' wares of HS 1905, not contain cocoa,oth of flour,groats,meal,starch/malt extract	147.898	276.778	262.015	527.248
19012040	Mixes&doughs for preparation of bakers' wares of HS 1905, contain cocoa, oth of flour,groats,meal,starch/malt extract	11.689	13.625	28.563	36.349
19019019	Food preparations suitable for infants/young children, not put up for retail sale, other than medical foods	34.632	47.398	66.998	99.909
19019020	Malt extract	57.667	57.667	507.860	507.860
19019031	Filled milk, of goods of heading 04.01 to 04.04	1	1	1	1
19019032	Food preparation of goods of HS 04.01-04.04, containing cocoa powder, other than filled milk	-	6.480	-	8.400
19019039	Food preparation of goods of HS 04.01-04.04, not containing cocoa powder, other than filled milk	168.509	382.742	603.059	1.351.269
19019041	Soya based preparation, in powder form	2.400	2.415	10.800	10.840
19019049	Soya based preparation, other than in powder form	5.403	32.365	29.555	74.859
19019099	Food preparations suitable not for infants/young children, other than 1901.10.10-1901.90.91	899.889	1.994.187	2.015.062	4.685.855
19021100	Uncooked pasta, not stuffed/othwise prepared, containing eggs	6.248	24.798	8.083	53.712
19021920	Rice vermicelli (including bee hoon), uncooked, not stuffed/othwise prepared, not containing eggs	5.942	12.887	9.121	12.896
19021931	Transparent vermicelli of corn, uncooked, not stuffed/otherwise prepared, not containing eggs	-	415	-	380
19021939	Transparent vermicelli, uncooked, not stuffed/otherwise prepared, not containing eggs, other than of corn	9.938	12.490	12.843	16.203
19021940	Noodles, uncooked, not stuffed/otherwise prepared, not containing eggs, oth than rice vermicelli& transparent vermicelli	209.310	440.981	270.002	556.746
19021990	Uncooked pasta, not stuffed/otherwise prepared, not containing eggs, other than rice vermicelli& transparent vermicelli	2.041.861	3.890.534	2.214.455	4.339.764
19022090	Stuffed pasta whether or not cooked/otherwise prepared,other than stuffed with meat/meat of fal,fish,crustaceans/molluscs	5.458	5.458	28.097	28.097
19023020	Rice vermicelli (including bee hoon), cooked or otherwise prepared, other than stuffed	9.416	15.229	12.020	19.686
19023030	Transparent vermicelli, cooked or otherwise prepared, other than stuffed	38.580	52.680	54.612	61.662
19023040	Instant noodles, whether or not cooked or otherwise prepared, other than stuffed	11.171.247	22.263.982	19.446.931	38.065.033
19023090	Cooked pasta, not stuffed, other than rice vermicelli, transparent vermicelli, instant noodles	550.182	1.321.339	2.017.575	4.672.230
19030000	Tapioca & substitutes therefor prepared from starch, in the form of flakes, grains, pearls, siftings or in similar forms	169.029	300.115	509.680	770.240
19041010	Prepared food obtained by the swelling/roasting of cereals/cereal products, containing cocoa	1.986	8.015	8.318	28.905

Tabel 3 : Ekspor Indonesia menurut Komoditi (Kode HS 8 digit)

Februari 2022

Kode H S	Uraian golongan barang	Berat bersih (Kg)		Nilai F.O.B. (U S \$)	
		Bulan ini	Kumulatif	Bulan ini	Kumulatif
(1)	(2)	(3)	(4)	(5)	(6)
19041090	Prepared food obtained by the swelling/roasting of cereals/cereal products, not containing cocoa	78.505	225.041	452.620	1.114.450
19042010	Prepared foods obtained from unroasted cereal flakes	13.765	25.021	20.770	35.250
19042090	Prepared foods obtained from mixtures of unroasted cereal flakes and roasted cereal flakes or swelled cereals	42.333	2.198.443	101.888	3.476.674
19043000	Bulgur wheat	-	125	-	966
19049010	Rice preparations, including pre-cooked rice	6.323	19.645	20.713	59.051
19049090	Cereals (oth maize (corn)), in grain form/other worked grains (except flour, groats&meal), pre?cooked/otherwise prepared	278.085	656.299	558.834	1.573.201
19051000	Crispbread, whether or not containing cocoa	79.112	305.857	149.670	455.496
19052000	Gingerbread and the like, whether or not containing cocoa	25.179	61.948	49.674	118.171
19053110	Sweet biscuits, not containing cocoa	4.926.666	9.577.674	12.712.581	25.162.977
19053120	Sweet biscuits, containing cocoa	5.771.428	10.371.746	12.657.663	22.566.104
19053210	Waffles	425.463	822.937	1.390.510	2.634.710
19053220	Wafers	10.585.506	22.685.638	25.636.053	54.472.907
19054090	Rusk, toasted bread & similar toasted product, containing added sugar, honey, eggs, fats, cheese or fruit	24.721	44.245	101.283	149.893
19059010	Unsweetened teething biscuits	753.585	1.831.987	1.715.754	4.303.029
19059020	Unsweetened biscuits, other than teething biscuits	78.723	205.071	194.790	502.298
19059030	Cakes	135.856	279.874	406.433	857.290
19059040	Pastries	12.354	92.336	31.404	163.890
19059050	Flourless bakers' wares	-	864	-	1.800
19059070	Communion wafers, sealing wafers, rice paper and similar products	2.565	2.566	17.854	17.858
19059080	Crisp savoury food products, nec in heading 1905, whether or not containing cocoa	344.396	561.894	1.031.244	1.666.266
19059090	Bread,pastry,cake,biscuit&oth bakers' wares,won contain cocoa,sealing wafer,rice paper&sim, o.t HS 1905.10.00-1905.90.80	1.202.593	3.179.107	2.677.798	6.466.564
20011000	Cucumbers and gherkins, prepared or preserved by vinegar or acetic acid	570	860	873	1.308
20019090	Vegetables,fruit,nuts&other edible parts of plants, prepared/preserved by vinegar/acetic acid,o.t cucumber,gherkin,onion	2.740	3.350	28.421	29.810
20031000	Mushrooms of the genus Agaricus, prepared or preserved othwise than by vinegar or acetic acid	145.742	264.762	264.764	474.961
20041000	Potatoes, prepared or preserved otherwise than by vinegar or acetic acid, frozen, other than products of heading 20.06	425	425	101	101
20049010	Vegetable&mix,preserved o.t by vinegar/acetic acid,frozen,o.t 20.06,o.t tomato,mushroom,potato, for infant/young child	2.050	2.050	1.040	1.040
20049090	Vegetable&mix,preserved o.t by vinegar/acetic acid,frozen,o.t 20.06,o.t tomato,mushroom,potato,not for infant/youngchild	71.150	110.018	194.000	287.682
20052011	Potatoes chips&sticks in airtight container, retail sale, not frozen,not prepared/preserved by vinegar/acetic acid	21.550	53.088	117.369	288.126
20052019	Potato chips&sticks not in airtight container, not retail sale,not frozen,not prepared/preserved by vinegar/acetic acid	1.585	3.596	5.649	12.289
20052099	Potato not in airtight container,not retail sale,not frozen,not prepared/preserved by vinegar/acetic acid,o.t chip&stick	35.261	42.029	118.070	171.945
20055910	Beans in airtight container,retail sale, prepared/preserved otherwise than by vinegar/acetic acid,not frozen,o.t shelled	3.886	3.887	6.143	6.161
20059100	Bamboo shoots,prepared/preserved otherwise than by vinegar/acetic acid, not frozen, other than products of heading 20.06	-	180	-	60
20059910	Vegetbl&mix of vege in airtight container,retail sale,prepare/preserve o.t vinegar/acetic acid, o.t HS 2005.10-2005.91	-	2	-	21

Tabel 3 : Ekspor Indonesia menurut Komoditi (Kode HS 8 digit)

Februari 2022

Kode H S	Uraian golongan barang	Berat bersih (Kg)		Nilai F.O.B. (U S \$)	
		Bulan ini	Kumulatif	Bulan ini	Kumulatif
(1)	(2)	(3)	(4)	(5)	(6)
20059990	Vegetbl&mix of vege not in airtight container,not retail,prepare/preserve oth vinegar/acetic acid,o.t HS 2005.10-2005.91	234.198	420.989	245.261	467.248
20060000	Vegetables, fruit, nuts, fruit-peel and other parts of plants, preserved by sugar (drained, glace or crystallised)	14.126	14.128	29.004	29.008
20071000	Jams,fruit jellies, marmalades,fruit/nut, homogenised preparations, obtained by cooking, won cont added sugar/oth sweet	819	819	1.889	1.889
20079910	Fruit pastes oth of mangoes, pineapples or strawberries,not homogenised preparations,won cont added sugar/oth sweet	15.383	43.772	72.619	181.235
20079920	Jams and fruit jellies oth of citrus fruit,not homogenised preparations,won cont added sugar/oth sweet	267	46.025	4.576	16.080
20079990	Fruit pastes of mangoes, pineapples or strawberries,not homogenised preparations,won cont added sugar/oth sweet	302.435	481.764	764.630	1.389.703
20081110	Roasted ground nuts, otherwise prepared/preserved won contain sugar/sweetening matter	56.667	122.990	186.249	401.493
20081120	Peanut butter, otherwise prepared/preserved won contain sugar/sweetening matter	42.296	69.140	120.239	196.824
20081190	Ground nuts, otherwise prepared/preserved won contain sugar/sweetening matter, other than roasted&peanut butter	22.908	97.279	87.598	384.383
20081910	Cashew nut including mixture, otherwise prepared/preserved won contain sugar/sweetening matter	30.425	42.086	183.374	297.515
20081991	Nut including mixture,roasted,otherwise prepared/preserved won contain sugar/sweetening matter,o.t gorund nut,cashew nut	19.515	19.805	21.383	22.108
20081999	Nut including mixture,not roasted,otherwise prepared/preserved won contain sugar/sweetening matter,other than cashew nut	77.321	100.075	170.797	229.837
20082010	Pineapple in airtight container, for retail sale, otherwise prepared/preserved won contain sugar/sweetening matter	200	200	554	554
20082090	Pineapple not in airtight container for retail sale, otherwise prepared/preserved won contain sugar/sweetening matter	17.036.282	35.108.262	21.090.315	43.337.464
20086090	Cherries, otherwise prepared/preserved, not containing added sugar or other sweetening matter or spirit	66	140	1.972	4.289
20088000	Strawberries, otherwise prepared/preserved whether or not contain sugar/sweetening matter	200	200	952	952
20089710	Mix of stems,roots&other edible parts of plants,not incl fruits/nuts won contain added sugar/other sweetener or spirit	5.496	10.222	7.637	16.074
20089720	Mix of stems,roots&other edible parts of plants, including fruits/nuts, contain added sugar/other sweetener or spirit	600.627	1.252.512	719.899	1.414.430
20089930	Stems,roots&other edible part of plant,not incl fruit/nut,othwise prepared/preserved won contain sugar/sweetening matter	35.131	105.351	23.421	71.973
20089940	Stems,roots&other edible part of plant,including fruit/nut,othwise prepared/preserved, contain sugar/sweetening matter	18.219	57.471	20.702	64.945
20089990	Stems,roots&other edible part of plant,includ fruit/nut,othwise prepared/preserved, not contain sugar/sweetening matter	1.119.320	2.248.798	1.827.590	3.590.313
20091900	Orange juice, not frozen, of a Brix value exceeding 20	37.717	60.857	44.456	71.374
20092900	Grapefruit (including pomelo) juice, of a brix value exceeding 20	1.290	10.160	12.255	20.040
20093900	Juice of any other single citrus fruit, of a brix value exceeding 20	367	1.596	1.506	1.902
20094100	Pineapple juice, of a brix value not exceeding 20	16.800	50.400	1.217	21.303
20094900	Pineapple juice, of a brix value exceeding 20	2.081.177	4.286.550	3.832.054	7.881.313
20096900	Grape juice (including grape must), of a brix value exceeding 20	351	478	383	1.974
20097900	Apple juice, of a brix value exceeding 20	7.576	7.590	15.338	15.350

Tabel 3 : Ekspor Indonesia menurut Komoditi (Kode HS 8 digit)

Februari 2022

Kode H S	Uraian golongan barang	Berat bersih (Kg)		Nilai F.O.B. (U S \$)	
		Bulan ini	Kumulatif	Bulan ini	Kumulatif
(1)	(2)	(3)	(4)	(5)	(6)
20098999	Juice, other than HS 2009.11.00-2009.89.10, not suitable for infants or young children	264.979	580.059	371.999	614.458
20099091	Mixtures of juices, not suitable for infants or young children, ready for immediate consumption	57.637	166.353	192.891	437.988
20099099	Mixtures of juices, not suitable for infants or young children, not ready for immediate consumption	19.980	44.015	124.802	282.652
21011110	Instant coffee	7.895.353	10.168.264	23.857.218	31.365.549
21011190	Extracts, essences and concentrates of coffee, other than instant coffee	233.362	385.002	1.080.691	1.847.840
21011210	Mixtures in paste form with a basis of ground roasted coffee, containing vegetable fats	23.945	92.298	71.941	292.907
21011291	Coffee preparation with a basis of extracts, essences or concentrate containing added sugar, won containing creamer	8.165.423	20.381.860	24.169.160	60.129.919
21011292	Coffee preparation with a basis of ground roasted coffee containing added sugar, whether or not containing creamer	1.950	23.424	3.051	62.039
21011299	Mixtures not in paste form with a basis of ground roasted coffee, containing vegetable fats	26.333	814.923	105.128	2.241.041
21012020	Tea extracts for the manufacture of tea preparations, in powder form	5.873	8.947	29.433	53.227
21012030	Preparations of tea consisting of a mixture of tea, milk powder and sugar	5.616	63.388	29.177	233.165
21012090	Extracts, essences&concentrates, of tea or matØ, not in powder form, not consisting of mixture of tea,milk powder&sugar	197.036	366.868	252.065	596.923
21013000	Roasted chicory and oth roasted coffee substitutes, and extracts, essences and concentrates thereof	34	17.674	603	17.150
21021000	Active yeasts	1.397	2.931	7.208	18.219
21022010	Inactive yeasts, of a kind used in animal feeding	651.501	1.786.372	251.116	739.377
21022090	Inactive yeasts, of a kind not used in animal feeding	560	1.140	11.838	19.553
21023000	Prepared baking powders	3.257	6.505	4.757	11.800
21031000	Soya sauce	1.183.033	2.405.391	1.805.895	3.732.321
21032000	Tomato ketchup and oth tomato sauces	75.345	190.826	102.108	257.622
21033000	Mustard flour and meal and prepared mustard	9.175	17.445	29.881	46.365
21039011	Chilli sauce	384.466	1.232.154	760.346	2.190.356
21039013	Sauces other than Chilli sauce or Fish sauce	326.301	720.652	988.905	2.241.443
21039019	Preparations of sauces	3.286.046	7.716.730	10.983.350	28.086.552
21039021	Shrimp paste including belachan (blachan)	245.770	429.651	173.089	288.565
21039029	Mixed condiments and mixed seasonings other than shrimp paste	156.411	292.050	712.831	1.321.767
21041019	Soups and broths & preparation therefor containing meat, not suitable for infants or young children	2.911	7.384	8.214	21.582
21041099	Soups and broths & preparation therefor, not containing meat, not suitable for infants or young children	41.262	67.153	157.288	258.719
21042019	Homogenised composite food preparation, containing meat, not suitable for infants or young children	89.165	172.785	91.162	176.846
21042099	Homogenised composite food preparation, not containing meat, not suitable for infants or young children	-	166	-	1.003
21050000	Ice cream and other edible ice, whether or not containing cocoa	1.585.301	2.726.713	3.535.911	5.994.541
21061000	Protein concentrates and textured protein substances	1.429	8.064	7.369	59.915
21069011	Dried bean curd and dried bean curd stick	495	27.005	2.170	69.010
21069019	Beancurd, other than dried bean curd,dried bean curd stick,fresh soybean curd (tofu)	24.875	70.653	33.002	121.407
21069030	Non-dairy creamer	4.034.094	8.042.689	6.443.984	12.654.491
21069041	Autolysed yeast extracts in powder form	803	2.345	5.538	16.422
21069049	Autolysed yeast extracts not in powder form	333.344	499.633	359.153	542.515
21069053	Ginseng based products	5.180	13.000	9.027	27.565
21069054	Non-alcoholic preparations used as raw material for the manufacture of composite concentrates, other than ginseng	1.287.000	2.178.000	1.457.305	2.505.470
21069055	Non-alcoholic, composite concentrates for simple dilution with water to make beverages, other than ginseng	4.156.279	7.371.504	7.537.973	13.616.938

Tabel 3 : Ekspor Indonesia menurut Komoditi (Kode HS 8 digit)

Februari 2022

Kode H S	Uraian golongan barang	Berat bersih (Kg)		Nilai F.O.B. (U S \$)	
		Bulan ini	Kumulatif	Bulan ini	Kumulatif
(1)	(2)	(3)	(4)	(5)	(6)
21069059	Non-alcoholic preparations of a kind used for the making/for the manufacture of beverages oth than HS 21069053-21069055	268.703	472.164	988.472	1.693.152
21069062	Preparations of a kind used as raw material for the manufacture of alcoholic beverage, not in liquid form	6.387	6.387	26.624	26.624
21069067	Alcoholic preparations, of a kind used for the manufacture of alcoholic beverages, not in liquid form	1	1	0	0
21069069	Alcoholic preparations of a kind used for the making or for the manufacture of beverages oth than HS 21069066-21069067	-	3	-	76
21069071	Food supplements based on ginseng	-	2.782	-	7.681
21069072	Food supplements based on other than ginseng	343.022	949.526	3.845.338	10.522.734
21069081	Food preparations for lactase deficient infants or young children	3.889	5.811	20.278	30.497
21069089	Food preparations not for lactase deficient infants or young children	5.969	9.897	24.271	37.061
21069091	Food preparation,mix of chemicals with foodstuffs/oth substances with nutritive value,of a kind used for food processing	142.459	305.873	416.147	820.205
21069092	Flavoured or coloured syrups	131.199	291.308	255.451	363.236
21069096	Medical foods n.e.c. in heading no. 2106	21.175	35.052	216.195	382.015
21069097	Tempeh	34.188	79.452	100.006	235.024
21069098	Flavouring preparations, nec in heading 21.06	458.744	904.302	3.648.962	7.847.526
21069099	Food preparations not elsewhere specified or included, nec in heading 21.06	18.689.443	35.184.852	32.066.875	59.943.512
22011010	Mineral waters	8.821.281	18.074.327	925.486	2.012.069
22011020	Aerated waters	5.728	5.728	2.546	2.546
22019090	Water, not containing added sugar/sweetening matter nor flavoured, other than mineral water & aerated water	265.178	518.950	98.182	197.130
22021010	Sparkling mineral waters or aerated waters, flavoured	777.167	1.367.449	511.937	917.646
22021090	Waters, containing added sugar or other sweetening matter or flavoured, other than sparkling mineral/aerated waters	2.097.312	4.843.199	1.423.208	3.132.549
22029100	Non-alcoholic beer	885	1.864	4.695	8.294
22029910	Flavoured UHT milk drinks	176.920	281.670	245.869	368.621
22029920	Soya milk drinks	120	120	19	19
22029940	Coffee based drinks or coffee flavoured drinks	853.078	1.668.684	731.562	1.412.783
22029950	Non-aerated beverages ready for immediate consumption without dilution, other than HS 2202.91.00-2202.99.40	2.823.814	6.322.452	1.728.948	3.611.222
22029990	Aerated beverages ready for immediate consumption without dilution, other than HS 2202.91.00-2202.99.40	575.478	1.062.155	337.633	794.465
22030019	Stout or porter of an alcoholic strength by volume exceeding 5.8 % vol	66.822	104.998	79.534	124.402
22030091	Beer made from malt, including ale of an alcoholic strength by volume not exceeding 5.8 % vol, other than stout/porter	27.727	27.727	10.089	10.089
22030099	Beer made from malt, including ale of an alcoholic strength by volume exceeding 5.8 % vol, other than stout/porter	587.037	1.916.800	449.206	1.439.012
22041000	Sparkling wine	119	10.959	2.677	36.832
22042111	Wine of an alcoholic strength by volume not exceeding 15 % vol, in container holding 2 l or less	10	10	21	21
22060010	Cider or perry	3.552	21.312	3.744	20.990
22060039	Coconut palm toddy in container holding more than 2 l	19	227	15	165
22060099	Fermented beverages nec in heading no. 22.03-22.06	5	13	86	240
22071000	Undenatured ethyl alcohol of an alcoholic strength by volume of 80 % vol or higher	2.493.856	4.344.211	2.884.965	5.027.369
22072019	Denatured ethyl alcohol, including methylated spirits, of an alcoholic strength by volume not exceeding 99 % vol	13.440	13.440	19.873	19.873
22072090	Ethyl alcohol&other spirits, denatured, of any strength, other than denatured ethyl alcohol including methylated spirits	13.448	65.928	22.211	103.299
22082090	Spirits obtained by distilling grape wine or grape marc, other than brandy	-	60.720	-	183.926
22085000	Gin and Geneva	-	7	-	52

Tabel 3 : Ekspor Indonesia menurut Komoditi (Kode HS 8 digit)

Februari 2022

Kode H S	Uraian golongan barang	Berat bersih (Kg)		Nilai F.O.B. (U S \$)	
		Bulan ini	Kumulatif	Bulan ini	Kumulatif
(1)	(2)	(3)	(4)	(5)	(6)
22086000	Vodka	42	53	126	176
22087010	Liqueurs and cordials of an alcoholic strength by volume not exceeding 57 % vol	21.773	36.288	95.524	159.239
22089040	Samsu of an alcoholic strength by volume exceeding 40 % vol, other than medicated samsu	4	4	28	28
22089099	Spirituuous beverages of an alcoholic strength by volume exceeding 1.14 % vol, other than HS 2208.20.50-2208.90.80	1	1	6	6
22090000	Vinegar and substitutes for vinegar obtained from acetic acid	2.371	19.999	843	4.440
23011000	Flours, meals and pellets, of meat or meat offal, greaves	3	4	2	4
23012010	Flours, meals & pellets, of fish, with a protein content < 60% by weight	-	194.000	-	147.300
23012020	Flours, meals & pellets, of fish, with a protein content > 60% by weight	145.000	253.000	80.580	123.295
23012090	Flours, meals & pellets, of crustaceans/molluscs/oth aquatic invertebrates	199.184	411.774	105.736	213.199
23021000	Bran, sharps and other residues, of maize (corn)	550.500	1.349.920	94.219	230.988
23023010	Bran and pollard of wheat	67.573.760	117.571.015	16.110.806	26.224.682
23023090	Sharps and other residues, of wheat, other than bran and pollard	3.435.500	12.659.039	963.521	3.095.172
23024090	Bran,sharps&oth residu,whether/not in the form of pellet,derived from the sifting,milling/oth working,of cereal,oth rice	42.750	188.740	18.743	80.429
23031010	Residues of starch manufacture and similar residues of manioc (cassava) or sago	10	30	10	20
23031090	Residues of starch manufacture and similar residues other than manioc (cassava) or sago	661.800	1.170.800	226.702	406.389
23032000	Beetpulp, bagasse and oth waste of sugar manufacture	368.500	746.500	89.486	177.722
23040090	Oil-cake and other solid residues, resulting from the extraction of soya-bean oil, other than defatted soya-bean flour	101	101	100	100
23050000	Oil-cake & oth solid residues, won ground or in the form of pellets, resulting from the extraction of ground-nut oil	-	3.000	-	4.950
23061000	Oil-cake & oth solid residues, w.o.n ground or in the form of pellets, resulting from the extraction of cotton seeds	68.000	135.000	25.800	50.585
23063000	Oil-cake & oth solid residues, w.o.n ground or in the form of pellets, resulting from the extraction of sunflower seeds	-	390	-	750
23065000	Oil-cake & oth solid residues, w.o.n ground or in the form of pellets, resulting from the extraction of coconut or copra	16.650.141	32.939.425	2.777.170	5.720.741
23066010	Oil-cake and other solid residues, of palm nuts or kernels, ground or in the form of pellets	243.140.568	413.322.384	40.666.227	67.578.265
23066090	Oil-cake and other solid residues, of palm nuts or kernels, other than ground or in the form of pellets	199.112.140	478.837.795	70.206.085	161.138.910
23069010	Oil-cake & oth solid residues, w.o.n ground or in the form of pellets, resulting from the extraction of maize(corn) germ	825.728	1.522.436	132.096	243.552
23069090	Oil-cake&other solid residu,w.o.n ground/in pellet form, from extraction of vegetable fat/oil, o.t 2306.10.00-2306.90.10	15.338.012	17.899.176	15.707.707	18.402.997
23080000	Vegetable materials&waste,vegetable residues, whether or not in pellets form, used in animal feeding, not else specified	7.322.930	9.497.270	1.209.333	2.390.676
23091090	Dog or cat food, put up for retail sale, not containing meat	182.691	355.756	276.811	530.344
23099011	Complete feed of a kind suitable for poultry	511.785	886.366	476.159	678.613
23099012	Complete feed of a kind suitable for swine	7.833.250	13.452.650	7.646.506	13.000.818
23099019	Complete feed of a kind suitable for animal other than poultry,swine,prawns,primates	63.300	76.300	49.810	59.793
23099020	Premixes, feed supplements or feed additives	-	36.000	-	85.716
23099090	Preparations of a kind used in animal feeding, other than HS 2309.10.10-2309.90.20	312.364	812.740	347.283	838.135
24011020	Tobacco, not stemmed/stripped, virginia type, other than flue-cured	-	9.464	-	20.826
24011050	Tobacco, not stemmed/stripped, flue-cured, other than virginia and burley type	112.800	185.800	708.000	1.385.510

Tabel 3 : Ekspor Indonesia menurut Komoditi (Kode HS 8 digit)

Februari 2022

Kode H S	Uraian golongan barang	Berat bersih (Kg)		Nilai F.O.B. (U S \$)	
		Bulan ini	Kumulatif	Bulan ini	Kumulatif
		(1)	(2)	(3)	(4)
24011090	Tobacco, not stemmed/stripped, other than flue-cured, virginia and burley type	956.192	1.380.968	5.156.028	10.218.216
24012010	Tobacco, partly or wholly stemmed/stripped, virginia type, flue-cured	1.497.960	1.507.560	9.115.289	9.191.033
24012040	Tobacco, partly or wholly stemmed/stripped, burley type	29.400	29.400	92.022	92.022
24012050	Tobacco, partly or wholly stemmed/stripped, flue-cured, other than virginia,oriental and burley type	318.034	1.008.989	1.239.478	9.237.013
24012090	Tobacco, partly or wholly stemmed/stripped, other than flue-cured, virginia, oriental and burley type	966.549	2.214.319	7.285.655	13.325.339
24013090	Tobacco refuse, other than tobacco stems	49.728	175.378	109.556	324.466
24021000	Cigars, cheroots and cigarillos, containing tobacco	235.257	502.646	4.660.518	10.211.456
24022010	Cigarettes containing tobacco, beedies	441	441	5.400	5.400
24022020	Cigarettes containing tobacco, clove cigarettes	1.057.399	2.249.370	10.988.018	23.661.710
24022090	Cigarettes containing tobacco, other than beedies and clove cigarettes	6.928.429	12.625.443	62.116.997	113.116.124
24029020	Cigarettes of tobacco substitutes	-	14.100	-	70.500
24031100	Water pipe tobacco specified in Subheading Note 1 to this Chapter	545	7.679	13.111	24.815
24031911	Ang Hoon, packed for retail sale	-	6.560	-	51.349
24031919	Smoking tobacco,w.o.n containing tobacco substitutes, packed for retail sale, other than Ang Hoon and water pipe tobacco	26.675	68.994	573.103	1.478.360
24031920	Manufactured tobacco for the manufacture of cigarettes,other than water pipe tobacco and Ang Hoon	280.802	747.766	2.146.996	6.016.692
24031999	Smoking tobacco,w.o.n containing tobacco substitutes,packed not for retail sale,other than Ang Hoon & water pipe tobacco	69.789	183.294	1.156.952	3.095.935
24039190	Homogenised" or reconstituted tobacco, packed not for retail sale	17.182	42.925	264.785	718.693
24039910	Tobacco extracts and essences	-	33	-	2.663
24039940	Snuff, whether or not dry	-	1	-	168
24039990	Manufactured tobacco and manufactured tobacco substitutes, other than HS 2403.11.00 - 2403.99.50	62.632	209.355	456.500	1.605.665
25010010	Table salt	12.326	22.439	1.535	7.283
25010020	Unprocessed rock salt	50	100	50	100
25010092	Salt with NaCl content >=97% but <99.9%,calculated on dry basis,o.t table salt&unprocessed rock salt	2.100	2.400	1.092	1.248
25010099	Salt&pure NaCl,w.o.n in aqueous solution/containing added anti-caking/free-flowing agent,o.t HS 2501.00.10-2501.00.92	68	2.560	554	1.769
25051000	Silica sands and quartz sands	47.025.000	138.725.000	940.500	2.499.400
25070000	Kaolin and other kaolinic clays, whether or not calcined	1.432.000	5.299.055	247.177	687.150
25090000	Chalk	-	291	-	2.477
25131000	Pumice stone	11.528.720	24.489.278	781.650	1.542.232
25132000	Emery, natural corundum, natural garnet and other natural abrasives	-	240.000	-	7.111
25140000	Slate, whether or not roughly trimmed or merely cut, by sawing or otherwise, into blocks or slabs of a rectangular shape	117.000	320.450	17.986	42.641
25151210	Marble & travertine,Merely cut,by sawing/otherwise,into blocks a rectangular (including square)	1.093.500	2.720.006	167.704	332.016
25152000	Ecaussine and other calcareous monumental or building stone, alabaster	-	21.500	-	2.504
25162010	Sandstone, crude or roughly trimmed	6	15	13	63
25162020	Sandstone, merely cut, by sawing or otherwise, into blocks or slabs of a rectangular (including square) shape	15	15	65	65
25169000	Porphyry, basalt and other monumental or building stone, other than HS 2516.11.00-2516.20.20	122.005	215.582	23.128	40.650
25171000	Pebbles,gravel,broken/crushed stone,used for concrete aggregates,for road metalling/railway/other ballast, shingle&flint	757.581.760	1.517.194.772	4.492.115	8.984.384
25174100	Granules, chippings and powder, of stones of heading 2515 or 2516, whether or not heat-treated, of marble	-	6.600	-	660

Tabel 3 : Ekspor Indonesia menurut Komoditi (Kode HS 8 digit)

Februari 2022

Kode H S	Uraian golongan barang	Berat bersih (Kg)		Nilai F.O.B. (U S \$)	
		Bulan ini	Kumulatif	Bulan ini	Kumulatif
(1)	(2)	(3)	(4)	(5)	(6)
25174900	Granules, chippings and powder, of stones of heading 2515 or 2516, whether or not heat-treated, other than marble	793.256	1.302.531	149.539	229.639
25181000	Dolomite,not calcined/sintered,incl roughly trimmed/merely cut,by sawing/otherwise,into blocks/slabs of a rect. shape	25.000	25.000	5.400	5.400
25199090	Magnesium oxide, other than fused magnesia, dead-burned (sintered) magnesia	4.632	4.632	3.900	3.900
25202090	Plasters, not of a kind suitable for use in dentistry	84.584	119.584	11.256	14.056
25223000	Hydraulic lime	3.023	3.023	2.600	2.600
25231010	Cement clinkers, of a kind used in the manufacture of white cement	116.138.000	237.425.350	4.475.870	9.748.958
25231090	Cement clinkers, not of a kind used in the manufacture of white cement	457.995.264	925.752.209	16.785.042	33.755.149
25232100	Portland cement, white cement, whether or not artificially coloured	1.892.600	4.145.840	224.463	481.483
25232910	Portland cement, coloured cement	57.400.000	77.400.000	2.603.800	3.483.800
25232990	Portland cement, other than white cement and coloured cement	91.555.034	196.655.685	4.508.778	9.611.678
25233000	Aluminous cement	-	90	-	1.170
25239000	Slag cement, supersulphate cement and similar hydraulic cements, whether or not coloured or in the form of clinkers	1.460.855	3.508.185	95.259	220.030
25253000	Mica waste	-	25	-	504
25262010	Natural steatite, talc powder	2.172	4.202	2.984	5.027
25262090	Natural steatite, crushed	-	110	-	2.992
25291010	Potash feldspar, soda feldspar	16.000	16.000	6.528	6.528
25293000	Leucite,nepheline & nepheline syenite	-	1	-	0
25301000	Vermiculite, perlite & chlorites, unexpanded	-	20.000	-	5.574
25302010	Kieserite	700.000	700.000	43.215	43.215
25309010	Micronized zircon s& (zirconium silicate) of a kind used as an opacifier	490.000	968.000	1.302.837	2.556.370
25309090	Mineral substances other than HS 2530.10.00-2530.90.10	465.750	654.526	74.484	301.003
26011190	Iron ores & concentrates, other than roasted iron pyrites, non-agglomerated, non haematite & concentrates	145.810.000	292.660.000	2.285.661	4.468.635
26030000	Copper ores & concentrates	197.190.819	519.073.513	559.733.999	1.431.097.118
26040000	Nickel ores & concentrates	492	492	29	29
26060000	Aluminium ores & concentrates	2.270.914.144	4.003.236.795	75.169.340	132.364.638
26070000	Lead ores & concentrates	823.680	1.352.040	1.604.599	2.240.343
26080000	Zinc ores & concentrates	2.510.270	3.312.690	2.676.980	3.554.026
26151000	Zirconium ores & concentrates	7.719.060	13.886.060	17.513.258	31.246.621
26180000	Granulated slag (slag sand) from the manufacture of iron or steel	27.135.040	53.775.040	859.458	1.694.260
26190000	Slag, dross (other than granulated slag), scalings & other waste from the manufacture of iron or steel	-	16.000.000	-	400.000
26201100	Slag, ash & residues containing mainly zinc, hard zinc spelter	35.000	35.000	52.689	52.689
26201900	Slag, ash & residues containing mainly zinc, other than hard zinc spelter	2.139.674	6.513.711	1.898.786	6.131.559
26203000	Slag, ash & residues containing mainly copper	-	33.000	-	64.108
26219000	Slag and ash n.e.c. in chapter 26, including seaweed ash (kelp), other than from the incineration of municipal waste	260.000	420.000	52.080	86.880
27011100	Anthracite coal, whether or not pulverised, but not agglomerated	166.100.000	237.555.000	33.576.334	44.640.426
27011210	Bituminous coal, coking coal, whether or not pulverised, but not agglomerated	1.212.769.171	2.261.124.171	220.369.747	357.445.385
27011290	Bituminous coal, whether or not pulverised, but not agglomerated, other than coking coal	2.714.048.000	3.737.030.000	406.892.472	547.717.511
27011900	Coal, whether or not pulverised, but not agglomerated, other than anthracite and bituminous	20.883.664.990	29.663.811.411	1.910.094.219	2.692.530.648
27021000	Lignite, whether or not pulverised, but not agglomerated	5.895.978.018	8.249.509.122	360.360.895	503.628.525
27040010	Coke & semicoke of coal	-	19.050.910	-	5.715.273
27060000	Tar distilled from coal/ lignite/peat/other mineral tars,w.o.n dehydrated/partially distilled,incl reconstituted tars	6.790.143	19.102.437	2.533.538	7.243.799
27071000	Benzol (benzene)	-	4.001.059	-	2.686.911

Tabel 3 : Ekspor Indonesia menurut Komoditi (Kode HS 8 digit)

Februari 2022

Kode H S	Uraian golongan barang	Berat bersih (Kg)		Nilai F.O.B. (U S \$)	
		Bulan ini	Kumulatif	Bulan ini	Kumulatif
(1)	(2)	(3)	(4)	(5)	(6)
27073000	Xylol (xylenes)	11.232.935	11.232.935	8.424.701	8.424.701
27074000	Naphthalene	180.000	360.000	95.875	185.454
27079990	Oils and other products of the distillation of high temperature coal tar other than creosote oils&carbon black feedstock	64.443.886	85.526.488	55.781.088	69.621.220
27090010	Crude petroleum oils	147.672.727	206.564.397	98.579.671	131.943.448
27101229	Motor spirit, unleaded, of below RON 90, blended other than ethanol	36.034.049	36.034.049	35.525.354	35.525.354
27101270	Solvent spirits containing by weight more than 1 % aromatic content	1	1	1	1
27101299	Petroleum spirit, having a flashpoint of more than 23°C	115	535	114	169
27101930	Carbon black feedstock	28.215	56.375	77.556	157.505
27101941	Lubricating oil feedstock	26.812.548	55.835.689	26.772.146	56.251.554
27101943	Lubricating oils other than feedstock and for aircraft engines	4.763.057	10.989.356	6.534.260	13.832.263
27101944	Lubricating greases	1.433	9.369	3.281	16.359
27101950	Hydraulic brake fluid	79	1.099	162	9.466
27101960	Transformer and circuit breakers oils	-	2.641	-	8.251
27101971	Automotive diesel fuel	13.385.222	37.291.440	10.833.464	28.659.906
27101979	Fuel oils	224.823.324	349.638.822	148.062.562	229.050.688
27101981	Aviation turbine fuel (jet fuel) having a flash point of 23°C or more	167.580	167.580	140.562	140.562
27101989	Medium oils and preparations, nec in heading 2710.12-2710.19	1	6	1	2
27101990	Petroleum oils, by weight>70%of petroleum oils of bituminous minerals (o.t crude)&preparations nes/incl, nec 2710.12-19	840.220	14.016.800	989.730	10.534.430
27102000	Petroleum oils&oils obtained from bituminous minerals(oth crude), contain biodiesel, other than waste oils	-	24.232.673	-	18.028.213
27109900	Waste oils,contain oth polychlorinated biphenyls, polychlorinated terphenyls (PCTs)/polychlorinated biphenyls (PBBs)	6.650	20.938	22.295	61.965
27111100	Liquefied,natural gas	631.156.358	1.366.607.582	334.203.488	704.836.500
27112190	In gaseous state,natural gas, other than of a kind used as a motor fuel	425.127.709	895.804.816	234.897.436	477.499.291
27112900	Petroleum gases and other gaseous hydrocarbons, in gaseous state, other than natural gas	6	6	10	10
27121000	Petroleum jelly	13.260	13.260	22.790	22.790
27129010	Paraffin wax containing by weight more than 0.75 % of oil	215.086	421.058	241.760	471.732
27129090	Microcrystalline petroleum wax, slack wax, ozokerite, lignite wax, peat wax, other mineral waxes	664.824	1.591.085	614.891	1.476.747
27131100	Petroleum coke,not calcined	19.444.611	34.929.652	6.827.392	12.156.104
27131200	Petroleum coke ,calcined	1.313.320	12.398.260	887.370	6.488.677
27139000	Residues of petroleum oils or of oils obtained from bituminous minerals, other than petroleum coke and petroleum bitumen	159.953.819	323.540.268	89.605.839	168.820.253
27141000	Bituminous or oil shale & tar sands	18.620	37.240	6.272	12.544
27149000	Bitumen & asphalt, natural, asphaltites & asphaltic rocks	3	73	1	13
27150090	Bituminous mixtures other than polyurethane tar coatings	-	7.358	-	23.700
28011000	Chlorine	500	500	1.120	1.120
28012000	Iodine	-	2.750	-	104.500
28013000	Fluorine, bromine	4	4	1.000	1.000
28020000	Sulphur, sublimed or precipitated, colloidal sulphur	2.367.478	2.367.478	637.000	637.000
28030020	Acetylene black	1	1	5	5
28030041	Carbon blacks of a kind used for rubber processing, other than acetylene black	1.179.090	2.621.890	1.947.624	3.940.063
28030049	Carbon blacks not of a kind used for rubber processing, other than acetylene black	5	80.505	49	289
28030090	Carbon (carbon blacks & other forms of carbon), other than acetylene black and carbon blacks	0	56.261	1	23.689
28042100	Rare gases, argon	262.700	392.590	117.843	173.925
28042900	Rare gases other than argon	1.434	4.307	174.065	206.394
28043000	Nitrogen	3.642	6.042	5.401	5.579

Tabel 3 : Ekspor Indonesia menurut Komoditi (Kode HS 8 digit)

Februari 2022

Kode H S	Uraian golongan barang	Berat bersih (Kg)		Nilai F.O.B. (U S \$)	
		Bulan ini	Kumulatif	Bulan ini	Kumulatif
(1)	(2)	(3)	(4)	(5)	(6)
28044000	Oxygen	20.445	109.710	1.560	2.668
28046100	Silicon containing by weight not less than 99.99 % of silicon	8	20	120	220
28046900	Silicon containing by weight less than 99.99 % of silicon	-	40	-	3.010
28051100	Alkali or alkaline earth metals, sodium	50	50	590	590
28051200	Alkali or alkaline earth metals, calcium	2	2	6	6
28092099	Phosphoric acid & polyphosphoric acids, non food grade, other than hypophosphoric acid & phosphoric acid	-	300	-	5.098
28111920	Aminosulphonic acid (sulphamic acid)	807.792	1.514.824	1.036.041	1.924.627
28111990	Other inorganic acids, other than hydrofluoric, hydrocyanic, arsenic, aminosulphonic acid (sulphamic acid)	7	18	9	24
28112100	Carbon dioxide	3.780	6.484	936	1.715
28112210	Silicon dioxide, in powder form	700.455	1.611.910	1.165.758	2.686.343
28112290	Silicon dioxide, other than powder form	527.737	1.229.401	611.238	1.588.871
28131000	Carbon disulphide	251.070	326.340	128.170	160.160
28141000	Anhydrous ammonia	130.616.623	314.932.384	106.094.738	264.747.056
28151100	Sodium hydroxide (caustic soda), Solid	44.000	88.000	32.120	64.240
28151200	Sodium hydroxide (caustic soda), In aqueous solution (soda lye or liquid soda)	26.830	31.630	26.917	28.933
28170010	Zinc oxide	761.700	1.464.700	2.578.641	4.852.261
28182000	Aluminium oxide, other than artificial corundum	130.061.863	290.990.809	46.866.512	106.011.095
28183000	Aluminium hydroxide	7.411.635	14.173.317	1.630.416	3.160.373
28209000	Manganese oxides, other than manganese dioxide	25.000	165.000	13.525	101.450
28211000	Iron oxides & hydroxides	179.003	262.765	59.831	101.264
28212000	Earth colours containing 70 % or more by weight of combined iron evaluated as Fe2O3	700	700	1.043	1.043
28230000	Titanium oxides	740.000	740.000	609.289	609.289
28251000	Hydrazine & hydroxylamine & their inorganic salts	58.000	74.000	239.183	311.503
28259000	Inorganic bases, metal oxides, hydroxides and peroxides, other than HS 2825.10-2825.80	925.000	2.005.000	573.400	663.960
28261200	Fluorides of aluminium	-	300.000	-	276.000
28261900	Fluorides, other than of aluminium	105	305	2.633	7.019
28271000	Ammonium chloride	100	327.725	275	92.727
28272090	Calcium chloride, containing < 73 % and > 80 % by weight	74.388	157.881	233.598	505.883
28273200	Chlorides other than ammonium chloride and calcium chloride, of aluminium	358.020	618.140	230.579	371.626
28273920	Chlorides other than ammonium chloride and calcium chloride, of iron	5	8	15	35
28273990	Chlorides other than ammonium chloride and calcium chloride, of o.t magnesium, aluminium, nickel, barium/cobalt, iron, zinc	-	0	-	0
28274900	Chloride oxides & chloride hydroxides, other than of copper	48.600	86.100	25.644	52.619
28281000	Commercial calcium hypochlorite & other calcium hypochlorites	217	277	141	227
28291100	Chlorates of sodium	-	50	-	306
28299010	Sodium perchlorate	-	35	-	35
28299090	Perchlorates other than sodium, bromates & perbromates, iodates & periodates	1.200	1.560	2.748	3.572
28321000	Sodium sulphites	6.200	10.200	3.842	7.122
28323000	Thiosulphates	4.451	4.451	4.021	4.021
28331100	Disodium sulphate	4.087.000	8.235.000	378.775	721.729
28331900	Sodium sulphates, other than disodium sulphate	3.053.000	5.250.000	274.183	462.048
28332210	Sulphates of aluminium, commercial grade	180.000	180.000	31.825	31.825
28332290	Sulphates of aluminium, non commercial grade	2.981.026	4.500.526	564.460	860.995
28332700	Sulphates of barium	-	1	-	26
28334000	Peroxisulphates (persulphates)	4.000	4.000	11.600	11.600
28352400	Phosphates of potassium	1.375	1.450	6.790	7.146
28352590	Calcium hydrogenophosphate (dicalciumphosphate), non feed grade	46.470	100.470	134.415	146.031
28352910	Phosphates of trisodium	150	150	563	563
28353100	Sodium triphosphate (sodium tripolyphosphate)	-	2.340	-	3.820
28353990	Polyphosphates other than sodium triphosphate, tetrasodium pyrophosphate	-	520	-	4.130

Tabel 3 : Ekspor Indonesia menurut Komoditi (Kode HS 8 digit)

Februari 2022

Kode H S	Uraian golongan barang	Berat bersih (Kg)		Nilai F.O.B. (U S \$)	
		Bulan ini	Kumulatif	Bulan ini	Kumulatif
(1)	(2)	(3)	(4)	(5)	(6)
28362000	Disodium carbonate	870.002	1.065.006	403.602	476.733
28363000	Sodium hydrogencarbonate (sodium bicarbonate)	598	734	3.656	4.184
28365010	Calcium carbonate, food or pharmaceutical grade	-	46.000	-	23.090
28365090	Calcium carbonate, non food or pharmaceutical grade	642.045	944.802	260.809	360.345
28369910	Commercial ammonium carbonate	8.000	8.000	23.763	23.763
28391910	Sodium silicates	715.880	1.482.080	280.969	532.754
28399000	Silicates; commercial alkali metal silicates, other than of sodium	24.000	24.041	20.845	20.875
28421000	Double/complex silicates,includ aluminosilicates whether or not chemical defined	52.167	99.078	2.798	8.996
28432900	Silver compounds other than silver nitrates	11.600	11.600	39.140	39.140
28433000	Gold compounds	20	40	849.916	1.686.736
28444010	Radioactive elements & isotopes & compounds o.t those of subheading 2844.10, 2844.20 or 2844.30; radioactive residues	-	1.083	-	4.381
28444090	Alloys, dispersions (including cermets), ceramic products & mixtures containing these elements, isotopes or compounds	67	67	160	160
28459000	Isotopes other than those heading 28.44; compounds, inorganic or organic, other than Heavy water (deuterium oxide)	1.080	1.080	19.440	19.440
28470010	Hydrogen peroxide, whether or not solidified with urea, in liquid form	18.240	36.240	13.803	27.390
28470090	Hydrogen peroxide, whether or not solidified with urea, other than liquid form	1.394.895	2.566.925	707.023	1.309.833
28491000	Carbides of calcium, whether or not chemically defined	403.000	1.069.000	262.300	719.500
28492000	Carbides of silicon, whether or not chemically defined	48	48	3.228	3.228
28499000	Carbides, whether or not chemically defined, other than of calcium and silicon	0	0	121	121
28539010	Deminerlized waters	352	352	319	319
28539090	Phosphide,ex ferrophosphorus;oth inorgnic;liquid;compres;amalgam-air,oth amalgam precious metal,nec HS 28531000-28539090	187	347	354	499
29012300	Butene (butylene) & isomers thereof, unsaturated	5.600.224	12.702.762	4.480.000	10.705.088
29012400	Buta-1,3-diene & isoprene, unsaturated	2.000.500	2.000.500	1.798.460	1.798.460
29012910	Acetylene, unsaturated	180	180	58	58
29012990	Acyclic hydrocarbons, unsaturated, other than HS 2901.21.00-2901.29.20	5	45	1.375	6.580
29021100	Cyclohexane	312	312	658	658
29021900	Cyclanes, cyclenes & cycloterpenes, other than cyclohexane	60.003	101.583	279.024	342.395
29022000	Benzene	12.497.095	12.497.095	12.178.761	12.178.761
29025000	Styrene	214.760	392.360	253.047	461.738
29029090	Cyclic hydrocarbons, other than HS 2902.11.00-2902.90.20	69.758	99.040	270.470	382.229
29031500	Ethylene dichloride (ISO) (1,2-dichloroethane)	15.735.258	38.815.650	12.897.665	31.374.430
29032100	Vinyl chloride (chloroethylene)	17.212.883	24.156.729	18.388.074	25.992.539
29032200	Trichloroethylene	-	22.400	-	96.096
29033990	Fluorinated, brominated or iodinated derivatives of acyclic hydrocarbons, other than hs 2903.31.00-2903.39.10	-	464	-	32.625
29037100	Chlorodifluoromethane	-	882	-	3.588
29041000	Derivatives containing only sulpho groups, their salts & ethyl esters	6.000	6.002	8.776	8.865
29051100	Methanol (methyl alcohol)	6.300.115	6.300.115	2.224.494	2.224.494
29051200	Propan-1-ol (propyl alcohol) & propan-2-ol (isopropyl alcohol)	1	1	0	0
29051300	Butan-1-ol (n-butyl alcohol)	-	95	-	100
29051400	Butanols, other than Butan-1-ol	59.730	2.950.564	64.815	2.590.480
29051600	Octanol (octyl alcohol) & isomers thereof	1.329.861	14.612.297	3.351.326	23.546.464
29051700	Dodecan-1-ol (lauryl alcohol), hexadecan-1-ol (cetyl alcohol) & octadecan-1-ol (stearyl alcohol)	4.422.602	9.613.943	10.515.195	22.525.820
29051900	Saturated monohydric alcohols, other than 2905.11-2905.17	569.140	1.207.153	2.161.830	4.325.523
29052200	Acyclic terpene alcohols	10	10	3.509	3.509
29052900	Unsaturated monohydric alcohols other than acyclic terpene alcohols	0	15.042	487	64.663

Tabel 3 : Ekspor Indonesia menurut Komoditi (Kode HS 8 digit)

Februari 2022

Kode H S	Uraian golongan barang	Berat bersih (Kg)		Nilai F.O.B. (U S \$)	
		Bulan ini	Kumulatif	Bulan ini	Kumulatif
(1)	(2)	(3)	(4)	(5)	(6)
29053100	Ethylene glycol (ethanediol)	36.003	90.003	39.376	95.401
29053200	Propylene glycol (propane1,2diol)	98.880	99.080	23.680	23.780
29053900	Diols other than ethylene glycol (ethanediol) & propylene glycol (propane 1, 2 diol)	-	60	-	2.883
29054300	Mannitol	-	25	-	117
29054400	Dglucitol (sorbitol)	3.549.859	7.075.292	2.691.341	5.403.978
29054500	Glycerol	60.589.883	113.649.419	87.393.627	159.025.831
29054900	Polyhydric alcohols, other than HS 2905.41-2905.45	1	1	1	1
29055900	Halogenated, sulphonated, nitrated or nitrosated derivatives of acyclic alcohols, other than etchlorvynol (INN)	3.740	3.740	2.468	2.468
29061900	Cyclanic,cyclenic/cycloterpenic,other than menthol,cyclohexanol,methylcyclohexanol&dimethylcyclohexanol,sterol &inositol	-	585	-	126.001
29062900	Cyclic alcohols&their halogenated, sulphonated, nitrated or nitrosated derivatives, aromatic, other than benzyl alcohol	-	2	-	1.372
29071100	Phenol (hydroxybenzene) & its salts	15.615	27.825	197.549	324.065
29071300	Octylphenol, nonylphenol & their isomers , salts thereof	268.600	663.254	520.029	1.291.345
29071900	Monophenols, other than HS 2907.11.00-2907.15.00	400	902	3.080	6.940
29072300	4,4Æ-Isopropylidenediphenol (bisphenol A, diphenylolpropane) & its salts	72.000	96.000	186.818	248.691
29089900	Halogenated,sulphonated,nitrated/nitrosated derivatives of phenols/phenol-alcohols,other than HS 2908.11.00-2908.92.00	36.000	46.000	71.351	110.114
29091900	Acyclic ethers & their halogenated, sulphonated, nitrated or nitrosated derivatives, other than diethyl ether	2.504.711	7.256.531	2.500.000	6.893.750
29093000	Aromatic ethers & their halogenated, sulphonated, nitrated or nitrosated derivatives	34.500	54.800	774.194	1.361.644
29094100	2,2'Oxydiethanol (diethylene glycol, digol)	20.000	67.000	19.501	66.902
29094900	Ether-alcohols & their halogenated, sulphonated, nitrated or nitrosated derivatives,other than HS 2909.41.00-2909.44.00	9.400	40.005	41.609	187.064
29095000	Ether-phenols, ether-alcohol-phenols & their halogenated, sulphonated, nitrated or nitrosated derivatives	205.372	434.471	3.899.323	7.941.480
29096000	Alcohol peroxides, ether peroxides, ketone peroxides & their halogenated, sulphonated, nitrated/nitrosated derivatives	262.780	563.084	828.047	1.786.403
29109000	Epoxide,epoxyalcohol,epoxyphenol&epoxyether,w/a 3member ring,&their halogenat,sulphonat,nitrat,nec subhead 291010-291050	-	20	-	11.864
29121110	Formalin	140.000	140.000	35.867	35.867
29121900	Acyclic aldehydes without other oxygen function, other than methanal & ethanal (acetaldehyde)	304.209	339.336	425.417	675.006
29122900	Cyclic aldehydes without other oxygen function,other than benzaldehyde	50	51	4.452	4.506
29124100	Vanillin (4-hydroxy-3-methoxybenzaldehyde)	54.050	112.975	876.229	4.018.251
29124200	Ethylvanillin (3-ethoxy-4-hydroxybenzaldehyde)	-	353	-	19.083
29126000	Paraformaldehyde	795.000	1.330.000	840.495	1.403.539
29141900	Acyclic ketones without other oxygen function, other than HS 2914.11-2914.13	36	40	4.066	9.704
29142300	Ionones & methylionones	-	190	-	3.599
29142910	Camphor	200	10.547	1.623	70.771
29142990	Cyclanic, cyclenic or cycloterpenic ketones without other oxygen function, other than HS 2914.22.00-2914.29.10	175	234	12.208	27.787
29143900	Aromatic ketones without other oxygen function, other than phenylacetone (phenylpropan-2-one)	-	1	-	19
29144000	Ketone-alcohols & ketone-aldehydes	156	221	2.281	2.866
29145000	Ketone-phenols & ketones with other oxygen function	3	3	1.071	1.071
29146200	Coenzyme Q10 (ubidecarenone (INN))	60	60	48.960	48.960
29151300	Esters of formic acid	12	16	70	929
29152100	Acetic acid	207	261	1.551	2.895
29152910	Sodium acetate, cobalt acetates	6.800	6.800	35.020	35.020
29153100	Ethyl acetate	2	2	1	1

Tabel 3 : Ekspor Indonesia menurut Komoditi (Kode HS 8 digit)

Februari 2022

Kode H S	Uraian golongan barang	Berat bersih (Kg)		Nilai F.O.B. (U S \$)	
		Bulan ini	Kumulatif	Bulan ini	Kumulatif
(1)	(2)	(3)	(4)	(5)	(6)
29153990	Esters of acetic acid,other than Ethyl/Vinyl/n-Butyl /Dinoseb (ISO)/Isobutyl/2- Ethoxyethyl acetate	9.713	18.699	203.718	383.258
29155000	Propionic acid, its salts & esters	124	135	1.239	2.141
29156000	Butanoic acids, pentanoic acids, their salts & esters	50	124	1.574	4.111
29157010	Palmitic acid, its salts & esters	10.321.666	26.247.764	12.089.090	31.159.281
29157020	Stearic acid	1.974.847	4.667.665	2.787.268	5.927.024
29157030	Salts & esters of stearic acid	869.201	1.043.269	1.120.448	1.410.892
29159020	Lauric acid, myristic acid, their salts & esters	15.365.778	40.340.137	30.951.986	80.004.443
29159030	Caprylic acid, its salts & esters	120.000	681.840	358.800	1.779.080
29159040	Capric acid, its salts & esters	199.650	459.650	1.039.105	2.239.821
29159090	Saturated acyclic monocarboxylic acids&their anhydrides,halides,peroxides&peroxyacids,oth HS 2915.11.00-2915.90.40	3.800.832	13.830.022	9.657.624	31.258.290
29161100	Acrylic acid & its salts, unsaturated	2.302.913	5.091.293	3.177.708	7.244.088
29161200	Esters of acrylic acid, unsaturated	2.580.102	4.982.999	5.799.540	11.489.092
29161410	Methyl methacrylate, unsaturated	596.675	986.735	782.177	1.055.219
29161490	Esters of methacrylic acid, other than methyl methacrylate, unsaturated	400	600	1.798	2.694
29161500	Oleic, linoleic or linolenic acids, their salts & esters, unsaturated	112.800	938.440	222.900	1.880.613
29161900	Unsaturated acyclic monocarboxylic acid,their anhydride,halide,peroxide/xyacid&their derivativ,oth 2916.11.00-2916.16.00	20.002	20.007	76.825	78.316
29162000	Cyclanic,cylenic/cycloterpenic monocarboxylic acids,their anhydrides,halides,peroxides,peroxyacids&their derivatives	25	25	1.709	1.712
29163100	Benzoic acid, its salts & esters	50	75	167	437
29163200	Benzoyl peroxide & benzoyl chloride	51.040	194.220	173.372	594.090
29163910	2,4-Dichlorophenyl acetic acid & its salts & esters	3	3	425	425
29163920	Esters of phenylacetic acid	10	10	160	160
29163990	Aromatic monocarboxylic acid,their anhydrides,halides,peroxides,peroxyacids&their derivativ,oth HS 2916.31.00-2916.39.20	121	1.191	2.192	72.622
29171290	Adipic acid, its salts & esters, other than dioctyl adipate	1.520	1.520	4.199	4.199
29171400	Maleic anhydride	1.040.300	1.332.800	2.356.772	3.065.994
29171900	Acyclic polycarboxylic acid,their anhydride,halide,peroxide,peroxyacid&their derivatives,oth HS 2917.13.00-2917.14.00	23.001	32.736	62.579	83.160
29173300	Dinonyl or didecyl orthophthalates	20.000	20.000	42.800	42.800
29173600	Terephthalic acid & its salts	4.678.500	11.729.000	3.562.212	8.395.823
29173920	Phthalic compounds of a kind used as plasticisers & esters of phthalic anhydride	18.860	18.860	39.396	39.396
29181100	Lactic acid, its salts & esters	2.000	2.000	4.236	4.236
29181400	Citric acid	-	50	-	72
29181510	Calcium citrate	-	1	-	150
29181590	Salts & esters of citric acid, other than calcium citrate	1.187	2.367	3.310	5.235
29181600	Gluconic acid, its salts & esters	1	1	1	1
29181900	Carboxylic acid w/ alcohol funct but w/o oxygen funct,its anhydrid,halid,peroxid/xyacid&its derivativ,oth HS 2918.11-.18	1.325	1.325	3.154	3.154
29182910	Alkyl sulphonic ester of phenol	-	25	-	443
29182990	CarboxylicAcid w/ phenol funct but w/o O2 funct,its anhydrid,halid,peroxid/xyacid&its derivativ,oth HS 2918.21.00-.29.10	-	900	-	11.977
29183000	Carboxylic Acid w/ aldehyde/ketone funct but w/o oxygen funct,its anhydrides,halides,peroxides/xyacids&its derivatives	356	356	5.179	5.179
29189900	CarboxylicAcid w/ aldehyde/ketone funct but w/o O2 funct,its anhydrid,halid,peroxid/xyacid&its derivativ,oth HS 2918.91	20	20	207	208

Tabel 3 : Ekspor Indonesia menurut Komoditi (Kode HS 8 digit)

Februari 2022

Kode H S	Uraian golongan barang	Berat bersih (Kg)		Nilai F.O.B. (U S \$)	
		Bulan ini	Kumulatif	Bulan ini	Kumulatif
(1)	(2)	(3)	(4)	(5)	(6)
29199000	Phosphoric ester&their salt,incl lactophospat,their halogenate,sulphonat,nitrate/nitrosat deriv,oth than tris phosphate	-	1	-	1
29209000	Ester of inorganic acid of non-metal (excl of hydrogen halides)&its salts/halogenat/sulphonat/nitrat,oth HS 292010-.30	51.232	113.716	462.910	980.439
29211100	Methylamine, di- or trimethylamine & their salts	18.000	18.000	101.024	101.024
29212900	Acyclic polyamines&their derivatives,salts thereof,Other than ethylenediamine&its salts,Hexamethylenediamine & its salts	14.800	14.800	75.383	75.383
29214200	Aniline derivatives & their salts	18	85	38	152
29215900	Aromatic polyamines & their derivatives; salts thereof, other than HS 2921.51.00	20	20	58	58
29221500	Triethanolamine	1	1	1	1
29221920	D-2-Amino-n-butyl-alcohol	-	4.566	-	9.167
29222900	Amino-naphthol&other amino-phenol,oth contain >1 kind of O2 function,their ethers&ester; salts thereof, oth HS 2922.21.00	1.607	1.607	5.041	5.041
29224100	Lysine & its esters; salts thereof	12.123.722	18.669.410	16.073.471	27.345.525
29224220	Monosodium glutamate (MSG)	10.099.227	21.858.485	17.119.874	36.730.678
29224900	Amino-acids, o.t those containing> one kind of oxygen function&their ester,salt thereof, o.t HS 2922.41.00-2922.44.00	102.260	423.283	861.984	2.671.825
29225010	p-Aminosalicylic acid & its salts, esters & other derivatives	-	5.040	-	31.147
29225090	Amino-alcoh-phenol,amino-acid-phenol&oth amino-comp w oxyg funct,Ot than p-Aminosalicylic acid&its salt,esters&oth deriv	500	8.500	734	14.518
29231000	Choline & its salts	797	797	1.975	1.975
29232010	Lecithins, whether or not chemically defined	-	6	-	10
29232090	Phosphoaminolipids	-	2	-	1
29239000	Quaternary amonium salt&hydroxid,lecithin&oth phosphoaminolipid,whether/not chemically define,oth thn HS29233000-29234000	33.585	171.226	58.610	291.588
29241990	Acyclic amides (including acyclic carbamates) & their derivatives; salts thereof, other than HS 2924.11.10-2924.19.10	316.580	586.480	820.138	1.763.984
29242930	Acetaminophen (paracetamol), salicylamide, ethoxybenzamide	135	23.194	1.542	185.708
29242990	Cyclic amides (including cyclic carbamates) & their derivatives; salts thereof,other than HS 2924.29.10 - 2924.29.30	4.000	4.290	97.142	128.752
29252900	Imines & their derivatives; salts thereof,Other than chlordimeform (ISO)	268.956	451.051	1.321.708	2.278.101
29270010	Azodicarbonamide	1.732.945	3.915.598	5.939.501	13.343.161
29270090	Diazo-, azo- or azoxy-compounds other than Azodicarbonamide	11.500	11.500	43.470	43.470
29280090	Organic derivatives of hydrazine or of hydroxylamine other than Linuron	861	28.168	1.866	33.678
29291010	Isocyanates, Diphenylmethane diisocyanate (MDI)	-	32	-	913
29291090	Compounds Isocyanates with other nitrogen function other than Diphenylmethane diisocyanate (MDI) & Toluene diisocyanate	28.922	91.022	187.052	599.261
29299010	Sodium cyclamate	2.300	8.512	6.909	23.617
29299090	Compounds with other nitrogen function other than Isocyanates and Cyclamates	72.000	96.600	241.800	268.068
29302000	Thiocarbamates & dithiocarbamates	150.000	251.750	739.319	1.245.684
29309010	Dithiocarbonates	-	12	-	2.534
29309090	Organo-sulphur compounds, other than HS 2930.20.00 to 2930.90.90	115.315	232.937	2.217.780	4.914.860
29313900	Organo-phosphorous derivatives, other than HS 2931.31.00-2931.38.00	1.600	1.600	5.072	5.072
29319049	Organoarsenic compounds, Other than In liquid form	2.498	2.498	7.511	7.511

Tabel 3 : Ekspor Indonesia menurut Komoditi (Kode HS 8 digit)

Februari 2022

Kode H S	Uraian golongan barang	Berat bersih (Kg)		Nilai F.O.B. (U S \$)	
		Bulan ini	Kumulatif	Bulan ini	Kumulatif
(1)	(2)	(3)	(4)	(5)	(6)
29319090	Organo-inorganic compounds other than HS 2931.10.10-2931.90.50	161.926	445.072	1.628.698	4.776.626
29321100	Tetrahydrofuran	27	27	2.921	2.921
29321400	Sucralose	823	823	27.133	27.133
29321900	Compounds containing an unfused furan ring (whether or not hydrogenated) in the structure, o.T HS 2932.11.00-2932.14.00	150	153	9.744	13.738
29322090	Lactones, Other than Coumarin N(1,2Benzopyrone) methylcoumarins & ethylcoumarin	4.895	4.995	23.256	24.535
29329910	Carbofuran	-	100	-	2.185
29332100	Hydantoin & its derivatives	70.700	129.450	293.122	426.212
29332900	Compounds containing an unfused imidazole ring (hydrogenated/not)in the structure,not Hydantoin&its derivatives	100.503	180.553	791.549	1.327.258
29333910	Chlorpheniramine & isoniazid	0	0	45	45
29334910	Dextromethorphan	-	1	-	1.124
29335200	Malonylurea (barbituric acid) & its salts	0	0	196	196
29335990	Compound contain aPyrimidine ring (whether/not hydrogenated)/piperazine ring inThe structure,ot than HS29335200-29335910	-	17.640	-	22.027
29336100	Melamine	2	2	2	2
29336900	Compounds containing an unfused triazine ring (whether or not hydrogenated) in the structure, other than Melamin	20.150	29.550	62.321	89.369
29337900	Lactams, other than 6Hexanelactam (epsiloncaprolactam) & Clobazam (INN) & methyprylon (INN)	4.000	4.000	24.000	24.000
29339910	Mebendazole & parbendazole	-	0	-	555
29339990	Heterocyclic compounds with nitrogen hetero-atom(s) only oth than 2933.11.00-2933.99.10	2.955.000	5.669.200	17.505.569	34.338.197
29341000	Compounds containing an unfused thiazole ring (whether or not hydrogenated) in the structure	-	250	-	8.033
29342000	Compounds containing in the structure a benzothiazole ringsystem (whether or not hydrogenated), not further fused	22.539	35.414	79.561	99.366
29349910	Nucleic acids & their salts	781.581	1.897.572	4.871.610	12.071.326
29349930	6Aminopenicillanic acid	-	25	-	223
29349950	Oxadiazon, with a purity of 94 % or more	-	1	-	914
29349990	Nucleic acids&their salts,whether or not chemically define,oth heterocyclic comp n.e.c. HS 2934.10.00-2934.99.50	54.140	228.805	1.384.549	6.338.612
29359000	Sulphonamides other than HS 2935.10.00-2935.50.00	31.583	115.843	506.208	1.726.153
29362100	Vitamin A & their derivatives	849	849	38.418	38.418
29362400	D or DLPantothenic acid (Vitamin B3 or Vitamin B5) & its derivatives	39	5.120	2.440	80.374
29362700	Vitamin C & its derivatives	9.925	24.803	47.144	161.436
29362800	Vitamin E & its derivatives	76	4.316	10.715	398.712
29362900	Vitamins; n.e.c. in HS 2936.21.00-2936.28.00, and their derivatives, unmixed	154	516	1.793	55.429
29369000	Provitamins,natural or reproduced by synthesis (including natural concentrates)	28.845	71.781	133.276	271.045
29371900	Polypeptide,protein&glycoprotein hormones,their derivatives&struct analogue,oth than somatotropin&insulin&its salts	-	29	-	764.460
29389000	Glycosides,natural/reproduced by synthesis,&their salt,ether,ester&other deriv,Oth than Rutoside(rutin) & its derivative	18.155	45.436	78.187	175.922
29392010	Alkaloids of cinchona & their derivatives, salts thereof, Quinine & its salts	4.160	4.915	452.252	529.177
29392090	Alkaloids of cinchona & their derivatives, salts thereof, oth than Quinine & its salts	1	1	10	10
29393000	Caffeine & its salts	-	100	-	3.780
29394200	Pseudoephedrine (INN) & its salts	-	1.000	-	57.241
29400000	Sugars, chemically pure oth than sucrose ,lactose, maltose, glucose, & fructose	1.454.139	2.977.850	1.214.245	2.738.417

Tabel 3 : Ekspor Indonesia menurut Komoditi (Kode HS 8 digit)

Februari 2022

Kode H S	Uraian golongan barang	Berat bersih (Kg)		Nilai F.O.B. (U S \$)	
		Bulan ini	Kumulatif	Bulan ini	Kumulatif
(1)	(2)	(3)	(4)	(5)	(6)
29411090	Penicillins & their derivatives with a penicillanic acid structure, salts thereof, other than Amoxicillin & Ampicillin	6.500	28.350	4.000	8.000
29419000	Antibiotics; n.e.c. in heading no. 2941	1	131	99	16.649
29420000	Organic compounds; n.e.c. in chapter 29	372	1.858	2.315	9.498
30012000	Extracts of glands or other organs or of their secretions	1	1	35	35
30019000	Heparin&its salts,oth human/animal substance prepared for therapeutic/prophylactic uses,not elsewhere specified/included	11	13	22	62
30021210	Antisera, plasma protein solutions, haemoglobin powder	21	22	220	230
30021290	Antisera & other blood fractions, other than antisera, plasma protein solutions, haemoglobin powder	343	778	37.636	73.949
30021500	Immunological products, put up in measured doses or in forms or packings for retail sale	1	1	130	190
30021900	Immunological products,w.o.n modified/obtained by means of biotechnological processes,other than HS 3002.11-3002.15	1	1	1	1
30022010	Tetanus toxoid	4.271	7.553	2.659.972	3.131.407
30022020	Pertussis, measles, meningitis or polio vaccines	10.866	30.122	2.557.860	6.871.546
30022090	Vaccines for human medicine, Other than Tetanus toxoid & Pertussis, measles, meningitis or polio vaccines	175	432	64.521	105.973
30023000	Vaccines for veterinary medicine	56.358	120.625	1.235.406	2.563.531
30029000	Toxins, cultures of micro-organisms (excluding yeasts) and similar products	123	13.257	741	50.469
30031090	Medicaments cont. penicillins/deriv, with penicillanic acid structure/streptomycins, o.t cont. amoxicillin&icillin	1.471	1.518	1.230	1.252
30032000	Medicaments,cont.antibiotic, consist?2constituent mix for therapeutic/prophylactic,not in measured dose/pack for retail	270	270	261.900	261.900
30033900	Medicaments,containing hormones (excl. insulin),for therapeutic/prophylactic uses,not packaged for retail sale	615	675	820	1.069
30039000	Medicaments, for therapeutic or prophylactic uses, not packed for retail sale, other than HS 3003.10.10-3003.60.00	768	1.344	60.813	1.228.119
30041015	Medicament,containing penicillin G (excl penicillin G benzathine),phenoxymethyl penicillin/salts thereof,for retail sale	-	2.692	-	204.675
30041016	Medicaments,containing ampicillin,amoxycillin or salts thereof,of a kind taken orally,packing for retail sale	9.956	20.118	320.250	907.428
30041019	Medicaments,containing penicillins/derivates thereof,packing for retail sale,other than HS 3004.10.15-3004.10.16	51.273	107.841	2.294.593	4.264.170
30041021	Medicaments, containing streptomycins or derivatives thereof, in ointment form, packing for retail sale	84	112	2.975	4.992
30041029	Medicaments, containing streptomycins or derivatives thereof, other than in ointment form, packing for retail sale	6	133	22	18.922
30042010	Antibiotics containing gentamycin,lincomycin,sulfamethoxazole/its derivatives,of a kind taken orally/in ointment form	772	892	1.570	41.158
30042031	Antibiotics containing erythromycin or derivatives thereof, of a kind taken orally	26.189	26.189	164.985	164.985
30042032	Antibiotics containing erythromycin or derivatives thereof, in ointment form	34	34	317	317
30042039	Antibiotics containing erythromycin or derivatives thereof, other than of a kind taken orally or in ointment form	10	236	10.311	10.541
30042071	Antibiotics containing tetracyclines or chloramphenicols or derivatives,of a kind taken orally or in ointment form	951	951	36.301	36.301
30042079	Antibiotics containing tetracyclines or chloramphenicols or derivatives,oth of a kind taken orally or in ointment form	18	18	96	96
30042091	Antibiotic, of a kind taken orally or ointment form, other than HS 3004.20.10-3004.20.79	994	2.148	109.975	258.817
30042099	Antibiotic, other than of a kind taken orally or ointment form, other than HS 3004.20.10-3004.20.79	19.093	23.715	824.228	1.208.243

Tabel 3 : Ekspor Indonesia menurut Komoditi (Kode HS 8 digit)

Februari 2022

Kode H S	Uraian golongan barang	Berat bersih (Kg)		Nilai F.O.B. (U S \$)	
		Bulan ini	Kumulatif	Bulan ini	Kumulatif
(1)	(2)	(3)	(4)	(5)	(6)
30043100	Medicaments, containing hormones or other products of heading 29.37, containing insulin	46	284	677	6.026
30043210	Medicaments, contain corticosteroid hormones, its derivatives/structural analogues, contain dexamethasone/their derivatives	638	1.991	37.006	42.411
30043290	Medicaments, containing corticosteroid hormones, their derivatives or structural analogues, oth HS 3004.32.10-3004.32.40	1.842	3.585	250.768	532.712
30043900	Medicaments, containing hormones/other products of heading 29.37, other than HS 3004.31.00-3004.32.90	83.432	164.885	1.546.797	3.416.328
30044100	Medicaments, containing alkaloids or derivatives thereof, containing ephedrine or its salts, packing for retail sale	1.008	1.008	15.030	15.030
30044200	Medicaments, containing alkaloids/derivatives thereof, containing pseudoephedrine/its salts, packing for retail sale	3.982	4.663	81.542	120.814
30044300	Medicaments, containing alkaloids/derivatives thereof, containing norephedrine or its salts, packing for retail sale	21.247	49.506	318.294	748.505
30045010	Medicaments containing vitamins or other products of heading 29.36, of a kind suitable for children, in syrup form	-	15.740	-	172.795
30045021	Medicaments containing more than one vitamin, of a kind taken orally	4.240	6.236	94.855	143.360
30045029	Medicaments containing more than one vitamin, other than of a kind taken orally	63.058	114.979	1.692.078	3.155.420
30045091	Medicaments containing vitamin A, B or C	4.390	9.950	143.309	298.977
30045099	Medicaments containing vitamins or other products of heading 29.36, other than HS 3004.50.10-3004.50.91	12.844	26.619	1.041.491	2.680.213
30046090	Medicaments, containing antimalarial active principles described in Subheading Note 2, other than HS 3004.60.10-3004.60.20	-	19	-	3
30049020	Closed sterile water for inhalation, pharmaceutical grade	698	702	19.440	19.635
30049030	Antiseptics	496.616	763.984	1.573.751	2.360.030
30049049	Anaesthetics, other than containing procaine hydrochloride	176.559	268.825	3.836.582	6.002.710
30049051	Analgesics, antipyretics & oth medicaments for coughs/colds, contain acetylsalicylic acid, paracetamol/dipyron, taken orally	221.751	274.964	3.169.003	4.062.105
30049052	Analgesics, antipyretics & other medicaments for the treatment of coughs/colds, containing chlorpheniramine maleate	4.869	5.371	23.194	26.646
30049053	Analgesics, antipyretics & other medicaments for the treatment of coughs/colds, containing diclofenac, of a kind taken orally	374	374	16.582	16.582
30049054	Analgesics, antipyretics & other medicaments for the treatment of coughs/colds, containing piroxicam (INN) or ibuprofen	-	1.695	-	46.612
30049055	Analgesics, antipyretics & other medicaments for the treatment of coughs/colds, in liniment form	64.552	194.141	518.746	1.495.435
30049059	Analgesics, antipyretics & other medicaments for the treatment of coughs or colds, other than HS 3004.90.51-3004.90.55	318.056	737.375	5.545.431	9.326.446
30049065	Antimalarials, herbal medicaments	17.731	31.527	273.243	510.114
30049069	Antimalarials, other than containing primaquine/artemisinin other than of subheading 3004.60.10/herbal medicaments	40.971	42.576	160.483	199.850
30049072	Anthelmintic, herbal medicaments	1.331	1.729	3.208	4.724
30049079	Anthelmintic, other than containing piperazine or mebendazole (INN) or herbal medicaments	5.002	11.258	312.926	448.500
30049082	Anti HIV/AIDS medicaments	1.324	1.510	3.182.259	3.296.761
30049089	Medicaments for the treatment of cancer or other intractable diseases, other than containing dextroamphetamine, for injection	1.515	5.542	255.800	849.053

Tabel 3 : Ekspor Indonesia menurut Komoditi (Kode HS 8 digit)

Februari 2022

Kode H S	Uraian golongan barang	Berat bersih (Kg)		Nilai F.O.B. (U S \$)	
		Bulan ini	Kumulatif	Bulan ini	Kumulatif
(1)	(2)	(3)	(4)	(5)	(6)
30049091	Medicaments containing sodium chloride or glucose, for infusion, packaged for retail sale	13.727	59.792	86.266	270.656
30049092	Medicaments containing sorbitol or salbutamol, for infusion, packaged for retail sale	25.657	39.503	131.629	207.278
30049093	Medicaments containing sorbitol or salbutamol, in other forms, packaged for retail sale	25.269	41.310	206.954	332.915
30049098	Herbal medicaments, other than for anthelmintic or antimalarials	165.985	298.972	302.366	482.894
30049099	Medicament consisting of mix/unmix product for therapeutic/prophylactic uses, for retail sale, oth HS 3004.10.15-.90.98	45.972	55.286	6.404.128	8.866.907
30051010	Adhesive dressings & other articles having an adhesive layer, impregnated or coated with pharmaceutical substances	10.272	15.330	100.185	157.986
30051090	Adhesive dressings&other articles having an adhesive layer,other than impregnated/coated with pharmaceutical substances	19.677	63.229	144.734	509.107
30059010	Bandages, put up in forms or packings for retail sale for medical, surgical, dental or veterinary purposes	8.709	13.640	106.299	113.022
30059020	Gauze, put up in forms or packings for retail sale for medical, surgical, dental or veterinary purposes	16	17	550	587
30059090	Wadding, packings for retail sale for medical, surgical, dental/veterinary purposes, other than HS 3005.10.10-3005.90.20	7.897	12.525	115.063	201.267
30061090	Sterile surgical catgut, sterile tissue adhesives for surgical wound closure; sterile laminaria & sterile laminaria tents	1	861	31	3.175
30062000	Bloodgrouping reagents	980	980	22.932	22.932
30064010	Dental cements & other dental fillings	-	7	-	2.500
30065000	First-aid boxes & kits	511	512	3.377	3.379
30066000	Chemical contraceptive preparations based on hormones, on other products of heading 29.37 or on spermicides	27.030	49.193	1.551.701	2.919.633
30067000	Gel prep designed to be used in hum or vet med as a lubricant for parts of the body for surg operations or physical exam	9.979	9.979	89.841	89.841
30069290	Waste pharmaceuticals other than medicaments for the treatment of cancer, HIV/AIDS or other intractable diseases	20	36	1.284	2.186
31010010	Fertilisers produced by of solely vegetable origin	1.081.895	3.797.722	280.069	940.242
31010092	Fertilisers produced of animal origin (other than guano), chemically treated	39.500	49.500	119.507	150.007
31010099	Animal fertilisers, not chemically treated	2.116.141	4.042.518	549.525	1.034.112
31021000	Urea, whether or not in aqueous solution	1.980.000	5.560.000	1.980.000	5.560.000
31022100	Ammonium sulphate	192.000	240.000	66.735	78.385
31023000	Ammonium nitrate, whether or not in aqueous solution	-	4.961.000	-	3.562.287
31028000	Mixtures of urea & ammonium nitrate in aqueous or ammoniacal solution	4	38	63	333
31029000	Mineral or chemical fertilisers, nitrogenous, other than HS 3102.10-3102.80.00	25	35	164	290
31031190	Superphosphates containing by weight 35 % or more of diphosphorus pentaoxide (P2O5), other than feed grade	1.350.000	2.225.000	328.250	550.235
31031990	Superphosphates containing by weight less than 35 % of diphosphorus pentaoxide (P2O5), other than feed grade	287.000	1.284.000	58.240	262.250
31039010	Calcined phosphatic fertilisers	196.000	301.200	47.545	72.687
31039090	Mineral or chemical fertilisers, phosphatic, other than superphosphate & calcined phosphatic fertilisers	482.632	1.010.586	106.736	216.352
31042000	Potassium chloride	123.300	148.300	78.691	92.031
31043000	Potassium sulphate	1.016.000	2.029.000	595.753	1.130.492
31051020	Mineral/chemical fertilisers contain 2 or 3 of fertilising elements in tablets/similar forms of a gross weight <=10 kg	-	70.000	-	52.459
31052000	Mineral or chemical fertilisers containing the three fertilising elements nitrogen, phosphorus & potassium	316.500	340.500	196.537	243.937
31055100	Mineral or chemical fertilisers containing nitrates & phosphates	164.800	229.600	40.246	55.992

Tabel 3 : Ekspor Indonesia menurut Komoditi (Kode HS 8 digit)

Februari 2022

Kode H S	Uraian golongan barang	Berat bersih (Kg)		Nilai F.O.B. (U S \$)	
		Bulan ini	Kumulatif	Bulan ini	Kumulatif
(1)	(2)	(3)	(4)	(5)	(6)
31055900	Mineral/chemical fertilisers,contain the two fertilising elements nitrogen&phosphorus,oth contain nitrates&phosphates	47.000	94.008	7.311	14.829
31056000	Mineral or chemical fertilisers containing the two fertilising elements phosphorus & potassium	3.007	3.013	904	1.258
31059000	Mineral/chemical fertilisers contain two/three of fertilising elements nitrogen,phosphorus&potassium, oth HS 3105.20-.60	574.125	3.678.813	220.865	942.185
32019000	Tanning extracts of vegetable origin,tannins&their salts, ethers, ester&other derivatives, oth quebracho&wattle extract	1.497.590	3.126.331	3.971.604	8.129.139
32021000	Synthetic organic tanning substances	446.580	663.855	615.832	938.096
32029000	Inorganic tanning substances, tanning prep, w.o.n containing natural tanning substances, enzymatic prep for pre-tanning	1.050	15.050	14.065	26.165
32030010	Colouring matter of veg/animal origin incl dyeing extracts excl animal black,of a kind used in the food/drink industries	1.740	2.028	50.890	52.796
32030090	Col matter of veg/animal origin incl dyeing extract excl animal black other than used in the food or drink industries	2.732	2.883	16.548	18.499
32041110	Disperse dyes & preparations based thereon, crude	11.151	11.152	148.883	148.887
32041190	Disperse dyes & preparations based thereon, other than crude	739.990	1.385.713	7.553.577	13.427.718
32041210	Acid dyes, whether or not premetallised, & preparations based thereon	78.873	149.274	1.223.685	2.240.457
32041290	Mordant dyes & preparations based thereon	676	787	6.409	10.480
32041300	Basic dyes & preparations based thereon	1.000	1.001	15.211	15.212
32041400	Direct dyes & preparations based thereon	241.510	388.820	576.295	914.456
32041500	Vat dyes (including those usable in that state as pigments) & preparations based thereon	42.636	128.062	738.566	2.256.481
32041600	Reactive dyes & preparations based thereon	413.199	982.419	2.236.598	5.643.291
32041710	Synthetic organic pigment in powder form	203.140	443.032	1.642.095	3.859.662
32041790	Pigments & preparations based thereon, other than synthetic organic pigment in powder form	342.306	687.283	1.883.639	3.849.790
32041900	Synthetic organic colouring matter & prep,including mixtures of colouring matter of ?2 of the subheading 3204.11-3204.19	504.780	545.110	506.627	549.319
32042000	Synthetic organic products of a kind used as fluorescent brightening agents	903.716	2.006.616	1.662.540	3.250.008
32049000	Synthetic organic colouring matter, prep as specified in Note 3 to this Chapter , other than HS 3204.11 to 3204.20	-	2	-	1
32061990	Preparations based on titanium dioxide containing < 80% by weight of titanium dioxide calculated on the dry matter	17.450	98.950	61.779	317.209
32062010	Chrome yellow, chrome green & molybdate orange or red based on chromium compounds	17.920	70.897	124.619	427.245
32062090	Pigments&prep based on chromium compounds,oth than chrome yellow,chrome green&molybdate orange/red from chrome compounds	20.000	32.000	76.623	122.979
32064190	Ultramarine	18.000	46.400	32.580	83.152
32064910	Preparation, other than ultramarine & prep based thereon or lithopone & other pigments & prep based on zinc sulphide	26.770	48.015	67.871	294.924
32064990	Colouring matter,other than ultramarine & prep based thereon or lithopone & other pigments & prep based on zinc sulphide	107.678	228.125	619.604	1.195.036
32065090	Inorganic products of a kind used as luminophores, other than preparations	-	1	-	256
32071000	Prepared pigments, prepared opacifiers, prepared colours & similar preparations	582.708	995.021	1.832.494	3.358.869
32072010	Enamel frits	60	29.610	600	65.364
32072090	Vitrifiable enamels & glazes, engobes (slips) & similar preparations, other than enamel frits	263.788	699.042	186.016	550.825
32073000	Liquid lustres & similar preparations	42	252	805	1.171

Tabel 3 : Ekspor Indonesia menurut Komoditi (Kode HS 8 digit)

Februari 2022

Kode H S	Uraian golongan barang	Berat bersih (Kg)		Nilai F.O.B. (U S \$)	
		Bulan ini	Kumulatif	Bulan ini	Kumulatif
		(1)	(2)	(3)	(4)
32074000	Glass frit & other glass, in the form of powder, granules or flakes	917.053	1.290.613	762.368	1.120.167
32081019	Varnishes (including lacquers) based on polyesters, other than of a kind used in dentistry	120	1.470	60	2.978
32081020	Antifouling &/or anticorrosive paints for ships' hulls based on polyesters	-	126	-	1.189
32081090	Paint incl enamels based on polyesters, oth than varnishes incl lacq&antifouling &/or anticorrosive paint for ships'hulls	588.361	1.137.424	1.765.313	3.464.560
32082040	Antifouling &/or anticorrosive paints for ships' hulls based on acrylic or vinyl polymers	2.282	4.301	7.824	13.982
32082090	Paints based on acrylic or vinyl polymers, oth than antifouling &/or anticorrosive paint	265.591	604.739	950.389	2.421.130
32089019	Varnishes(incl lacquers), >100°C heat resistance, not used in dentistry, oth based on polyesters,acrylic/vinyl polymers	42.373	64.067	121.534	257.677
32089029	Varnishes(incl lacquers), <=100°C heat resistance, not used in dentistry, oth based on polyesters,acrylic/vinyl polymers	47.605	280.725	141.335	856.942
32089090	Paint&varnishes incl enamels&lacquers exc based on polyesters&based on acrylic/vinyl polymers&HS 3208.10.10-3208.90.30	639.122	1.623.939	2.554.932	6.396.898
32091010	Varnishes (including lacquers), based on acrylic or vinyl polymers	85.897	85.899	159.558	159.637
32091050	Antifouling &/or anticorrosive paints for ships' hulls, based on acrylic or vinyl polymers	1.199	1.199	6.741	6.741
32091090	Paints&varnishes including enamels based on acrylic or vinyl polymers, other than HS 3209.10.10-3209.10.50	94.680	138.034	213.156	327.344
32099000	Paints & varnishes (including enamels & lacquers), other than based on acrylic or vinyl polymers	173.931	310.258	312.962	551.837
32100010	Varnishes (including lacquers)	11.316	22.516	63.857	127.175
32100099	Paints other than antifouling &/or anticorrosive paints for ships' hulls	1.371	8.981	5.428	47.811
32110000	Prepared driers	4.636	4.672	32.503	32.795
32121000	Stamping foils	2.060	3.473	49.163	81.802
32129011	Aluminium paste dispersed in nonaqueous media, of a kind used in the manufacture of paints (including enamels)	12	36.948	1.664	10.159
32129019	Pigment incl metallic powders&flakes dispersed in not water media,in liq/paste form,not for manufacture of leather paint	4.548	5.488	24.640	31.949
32129029	Colouring matter put up in forms/packings for retail sale of a kind not used in the food/drink industries	5.795	13.617	2.019	4.116
32131000	Colours in sets, of a kind used by artists, students or signboard painters	293	300	3.139	3.189
32139000	Colours, of a kind used by artists, students or signboard painters, other than colours in sets	-	91	-	218
32141000	Glaziers' putty, grafting putty, resin cements, caulking compounds & other mastics, painters' fillings	206.027	297.866	647.140	999.801
32149000	Non-refractory surfacing preparations for facades, indoor walls, floors, ceilings or the like.	173.194	390.744	283.452	674.153
32151110	Printing ink, black, ultraviolet curable	150	651	964	5.053
32151190	Printing ink, black other than ultraviolet curable ink	54.358	92.647	470.557	834.400
32151900	Printing ink, other than black	625.160	1.197.459	6.111.499	12.233.187
32159060	Writing or drawing ink	95	395	7.741	7.835
32159070	Ink of a kind suitable for use with duplicating machines of heading 84.72	20.221	38.039	483.654	883.761
32159090	Ink, whether or not concentrated or solid, other than HS 3215.11.10-3215.90.70	74.573	83.175	614.591	704.461
33011200	Essential oils of orange	219	390	13.725	25.795
33011300	Essential oils of lemon	539	543	9.802	10.389
33011900	Essential oils of citrus fruit, other than of orange & lemon	55.367	105.873	887.501	1.475.387
33012400	Essential oils of peppermint (Mentha piperita)	3.600	3.600	102.600	102.600
33012500	Essential oils of other mints, other than peppermint (Mentha piperita)	15.721	24.686	651.193	1.017.693

Tabel 3 : Ekspor Indonesia menurut Komoditi (Kode HS 8 digit)

Februari 2022

Kode H S	Uraian golongan barang	Berat bersih (Kg)		Nilai F.O.B. (U S \$)	
		Bulan ini	Kumulatif	Bulan ini	Kumulatif
(1)	(2)	(3)	(4)	(5)	(6)
33012910	Essential oils of lemon grass, citronella, nutmeg, cinnamon, ginger, cardamom, fennel or palmrose	132.100	334.358	5.009.492	12.049.364
33012920	Essential oils of sandalwood	15.872	39.329	1.135.554	2.774.315
33012990	Essential oils other than HS 3301.12.00-3301.29.20	122.110	191.443	3.057.948	5.267.183
33013000	Resinoids	-	1	-	1
33019010	Aqueous distillates & aqueous solutions of essential oils suitable for medicinal use	7.746	8.643	356.600	377.500
33019090	Extract oleoresins; concentrates of essential oils; terpenic by-product of deterpenation of essential oils	267.214	452.700	4.890.882	10.658.312
33021010	Odoriferous alcoholic preparations of a kind used in the manufacture of alcoholic beverages, in liquid form	13.937	21.337	126.006	232.349
33021020	Odoriferous alcoholic preparations of a kind used in the manufacture of alcoholic beverages, in other forms	4.000	4.000	50.800	50.800
33021090	Odoriferous alcoholic preparations of a kind used in the food or drink industries, other than HS 3302.10.10-3302.10.20	912.013	3.289.238	9.545.962	20.864.623
33029000	Odoriferous substances and mixtures; used as raw materials in industries other than the food or drink industries	311.138	633.584	5.760.239	11.344.430
33030000	Perfumes & toilet waters.	496.622	1.425.681	9.736.945	23.030.357
33041000	Lip makeup preparations	1.095	2.082	98.241	183.164
33042000	Eye makeup preparations	1.123	1.810	224.091	423.623
33043000	Manicure & pedicure preparations	1.698	2.794	12.539	21.245
33049100	Beauty or make up preparations, powders, whether or not compressed	865.087	1.074.729	632.332	1.485.530
33049920	Antiacne preparations	47.122	77.385	54.582	154.390
33049930	Face or skin creams & lotions other than antiacne preparations	821.422	2.052.063	2.601.821	6.238.104
33049990	Beauty/make up preparat, for the care of the skin (incl sunscreen or sun tan preparations), o.t HS 3304.10.00-3304.99.30	993.928	2.002.202	6.881.302	14.752.190
33051010	Shampoos having antifungal properties	416.429	833.057	744.756	1.530.799
33051090	Shampoos not having antifungal properties	804.683	1.759.472	1.784.985	3.937.721
33052000	Preparations for permanent waving or straightening	1.448	4.296	6.303	20.489
33053000	Hair lacquers	283	722	5.957	13.577
33059000	Preparations for use on the hair, other than shampoos, preparations for permanent waving or straightening & hair lacquer	564.290	1.219.289	3.004.457	7.540.892
33061010	Dentifrices in powders forms & pastes for dental prophylaxis	532.858	1.498.086	900.896	2.600.047
33061090	Dentifrices, other than in powders forms&pastes for dental prophylaxis	103.655	197.858	380.846	766.841
33062000	Yarn used to clean between the teeth (dental floss)	-	362	-	2.200
33069000	Prep for oral/dental hygiene, incl denture fixative pastes&powders,in individual retail packages,other than dentifrices	20.112	43.288	96.243	213.710
33071000	Preshave, shaving or aftershave preparations	1.962	17.678	5.399	55.853
33072000	Personal deodorants & antiperspirants	91.994	148.456	422.833	792.319
33073000	Perfumed bath salts & other bath preparations	-	301	-	5.014
33074110	Agarbatti & other odoriferous prep which operate by burning, Scented powders of a kind used during religious rites	114.175	221.084	88.414	179.730
33074190	Agarbatti& other odoriferous prep which operate by burning, oth scented powders of a kind used during religious rites	24.369	36.124	51.007	119.141
33074910	Room perfuming preparations, whether or not having disinfectant properties	82.027	209.627	399.687	1.108.083
33074990	Deodorising rooms, other than room perfuming preparations, whether or not having disinfectant properties	27.744	45.726	180.873	307.325
33079030	Papers & tissues, impregnated or coated with perfume or cosmetics	102.676	206.831	267.443	585.701
33079040	Perfumery or cosmetics, including depilatories, other than HS 3307.10.00-3307.90.31	11.826	20.139	59.322	89.148
33079050	Contact lens or artificial eye solutions	2.145	2.145	16.363	16.363
33079090	Perfumery, cosmetic or toilet preparations, other than HS 3307.10.00-3307.90.50	56.279	107.232	637.808	1.258.146
34011140	Medicated soap including disinfectant soap	1.760.606	3.744.375	2.768.342	5.366.151

Tabel 3 : Ekspor Indonesia menurut Komoditi (Kode HS 8 digit)

Februari 2022

Kode H S	Uraian golongan barang	Berat bersih (Kg)		Nilai F.O.B. (U S \$)	
		Bulan ini	Kumulatif	Bulan ini	Kumulatif
(1)	(2)	(3)	(4)	(5)	(6)
34011150	Soap for toilet uses including bath soap other than medicated soap	6.884.262	12.735.440	12.353.364	22.394.044
34011160	Organic surface-active prod&prep for toilet use, of felt/nonwovens,impregnated,coated/covered with soap/detergent	1.530	5.604	2.272	13.365
34011190	Organic surface-active products & preparations for toilet use, other than HS 3401.11.60	672.320	1.316.150	727.222	1.364.813
34011990	Soap&org surf-active prod&prep,form of bars,cakes,moulded pieces/shapes,pap,wadding,oth for toilet use incl med products	5.302.271	9.677.517	9.305.969	17.058.470
34012020	Soap chips	25.796.436	65.239.004	25.267.213	61.975.935
34012099	Soap in other forms, other than soap chips & soap of a kind used for flotation deinking of recycled paper	4.465.504	9.425.148	4.321.814	8.843.573
34013000	Organic surfaceactive products&prep for washing the skin,in the form of liq/cream&put up for retail,contain soap/not	771.313	1.722.454	3.140.579	6.796.422
34021110	Sulphated fatty alcohols, whether or not put up for retail sale	2.226.281	3.420.270	4.779.662	7.542.492
34021140	Sulphonated alkylbenzene, whether or not put up for retail sale	1.119.735	2.510.226	1.649.872	3.722.155
34021190	Anionic other than Sulphated fatty alcohols&Sulphonated fatty alcohols including org surf-active agents	1.197.128	2.808.526	2.900.792	6.468.806
34021200	Cationic including organic surfaceactive agents, whether or not put up for retail sale	253.749	844.662	396.032	1.275.813
34021310	Hydroxyl-terminated polybutadiene, whether or not put up for retail sale	634	6.635	475	20.522
34021390	Non-ionic including organic surfaceactive agents, put up for retail sale or not, oth hydroxylterminated polybutadiene	181.592	444.028	314.908	914.056
34021910	Organic surf-active agents,of a kind suit for use in fire-ext prep,other than anionic,cationic&non-ionic	37.410	60.266	61.821	94.365
34021990	Organic surf-active agents,other than anionic,cationic&non-ionic&of a kind suit to use in fire-ext prep	793.187	1.234.076	1.051.214	1.697.817
34022014	Surface active preparations put up for retail sale in liquid form	1.288.508	2.147.889	1.439.107	2.397.363
34022015	Washing/cleaning preparation,including bleaching,cleansing/degreasing preparations put up for retail sale in liquid form	5.936.736	12.466.029	4.030.572	8.483.413
34022094	Surface active preparations put up for retail sale other than in liquid form	111	265	434	804
34022095	Washing/cleaning prep,including bleaching,cleansing or degreasing prep put up for retail sale other than in liquid form	11.126.303	23.923.673	8.550.557	18.498.962
34029011	Anionic wetting agents in liquid form	24.455	121.978	46.376	199.976
34029012	Anionic washing or cleaning preparations, including bleaching, cleansing or degreasing preparations in liquid form	429.841	683.357	809.120	1.218.045
34029013	Washing/cleaning preparations, including bleaching, cleansing/degreasing prep in liquid form other than anionic prep	23.653	53.349	16.067	36.959
34029014	Anionic surface active preparations in liquid form other than anionic wetting agents and washing preparations	10.146	10.146	12.490	12.490
34029019	Surf active prep, wash prep incl aux wash&clean prep,cont soap/not,in liq form, oth than HS34.01, 3402.90.11-14, retail	451.183	808.037	1.085.827	1.662.866
34029091	Anionic wetting agents not in liquid form	2	13.164	2	21.627
34029092	Anionic washing or cleaning reparations,including bleaching,cleansing or degreasing preparations not in liquid form	105	260	375	510
34029093	Washing/cleaning preparations, including bleaching, cleansing/degreasing prep not in liquid form other than anionic prep	53.858	72.683	39.551	56.825
34029099	Surface active prep,wash prep incl aux wash&clean prep,cont soap/not,not in liq form,oth than of 34.01,HS 3402.90.91-.94	531.477	1.082.364	1.189.599	2.146.055

Tabel 3 : Ekspor Indonesia menurut Komoditi (Kode HS 8 digit)

Februari 2022

Kode H S	Uraian golongan barang	Berat bersih (Kg)		Nilai F.O.B. (U S \$)	
		Bulan ini	Kumulatif	Bulan ini	Kumulatif
(1)	(2)	(3)	(4)	(5)	(6)
34031111	Liquid lubricating oil prep, for treatm of textile,or oth material, containing petroleum oil/oil from bituminous mineral	872	998	1.678	2.119
34031119	Prep for treatm of textile/oth material,in liquid form,contain petrol oil/oil from bituminous mineral,oth lubricating	98	309	240	565
34031190	Prep for treatm of textile/oth material, contain petrol oil/oil from bituminous mineral, other than in liquid form	7.832	22.921	21.952	64.085
34031912	Lubricating prep cont. petroleum oil, not for treatment textile material/leather/furskins cont. silicone oil in liquid	-	12	-	15
34031919	Lubricate prep cont petrol oil not for treatment textile/leather/furskin/aircraft engine not cont silicone oil in liquid	44.303	45.270	112.912	122.282
34031990	Lubricating preparation containing petroleum oil not for treatment textile material/leather/furskins, not in liquid form	19.105	36.884	47.070	84.184
34039111	Lubricating preparation contain silicone oil-for treatment of textile/leather/furskins,not contain petrol,in liquid form	4	4	882	882
34039119	Lubricating prep for treatment of textile/leather/furskins, not contain petrol, in liquid form, o.t contain silicone oil	-	18.500	-	34.900
34039190	Lubricating prep for treatment of textile/leather/furskins, not contain petrol, other than in liquid form	13.082	53.132	12.814	61.208
34039911	Lubricating preparations for aircraft engines, not contain petroleum oil/oil from bituminous mineral, in liquid form	34	34	986	986
34039912	Lubricating prep contain silicone oil not for treatment of textile/leather/furskins,not contain petrol,in liquid form	26	26	2.215	2.215
34039919	Lubricating prep not cont petrol,not for treatment of textile/leather/furskins/aircraft,not cont silicone oil,in liquid	14.776	28.872	29.958	58.463
34039990	Lubricating preparations,not containing petroleum oil,not for treatment of textile/leather/furskins, not in liquid form	143.858	275.179	242.578	478.030
34049090	Artificial waxes & prepared waxes, other than HS 3404.20.00-3404.90.10	3.726.976	9.318.546	6.944.859	16.260.752
34051000	Polishes, creams & similar preparations for footwear or leather	6.060	60.408	39.606	300.406
34052000	Polishes, creams & similar preparations for the maintenance of wooden furniture, floors or other woodwork	802	926	4.289	5.000
34054020	Scouring pastes & powders & other scouring preparations, in packaging of a net weight not exceeding 1 kg	8.437	8.437	9.939	9.939
34054090	Scouring pastes & powders & other scouring preparations, in packaging of a net weight exceeding 1 kg	409	412	296	301
34059010	Metal polishes	7	17	127	193
34059090	Polishes&creams,scouring pastes&powders&similar preparations,excluding waxes of HS 34.04,oth HS 3405.10.00-3405.90.10	30	55	63	85
34060000	Candles, tapers and the like	125.095	263.712	343.446	784.958
34070010	Modelling pastes, including those put up for children's amusement	6	7	450	451
35019010	Caseinates & other casein derivatives	-	1	-	1
35030019	Glues; other than fish glue	3.633	3.745	9.113	9.554
35040000	Peptones & their deriv, oth protein substances & their deriv,not specified or included,hide powder,chromed or not.	36.010	36.087	8.243	12.462
35051010	Dextrins, soluble or roasted starches	278.670	1.286.770	153.715	790.877
35051090	Dextrins, other than soluble or roasted starches	692.585	1.626.307	1.034.191	2.525.983
35052000	Glues, based on starches, or on dextrins or other modified starches	8.480	8.517	66.267	66.779
35061000	Products suitable for use as glues or adhesives, put up for retail sale as glues or adhesives, net weight <= 1 kg	241.746	466.660	1.473.451	2.929.754
35069100	Adhesives based on polymers of headings 39.01 to 39.13 or on rubber	677.308	1.542.070	1.754.985	3.941.063
35069900	Glues and other adhesives; prepared, n.e.c. in heading no. 3506, not exceeding a net weight of 1kg	131.176	218.885	352.927	627.822
35079000	Enzymes; other than rennet & concentrates thereof	126.961	178.205	813.716	1.290.184

Tabel 3 : Ekspor Indonesia menurut Komoditi (Kode HS 8 digit)

Februari 2022

Kode H S	Uraian golongan barang	Berat bersih (Kg)		Nilai F.O.B. (U S \$)	
		Bulan ini	Kumulatif	Bulan ini	Kumulatif
(1)	(2)	(3)	(4)	(5)	(6)
36049090	Pyrotechnic products; n.e.c. in heading 36.04	-	9.321	-	32.155
36050000	Matches, other than pyrotechnic articles of heading 36.04	105.900	360.157	174.632	539.054
37012000	Photographic plates and film; Instant print film	78	85	5.679	5.847
37013000	Photographic plates and film; in the flat, sensitised, unexposed, with any side exceeding 225mm	-	384	-	16.907
37025490	Photo film in roll,for col photo,w>16mm but<=35mm,l<=30 m,oth(for slide,use in medic,surgical,dent/vet,sci/in print ind)	-	1.279	-	233.232
37031090	Photographic paper,paperboard & textiles,sensitised,unexposed n rolls of a width > 610 mm but exceeding 1,000 mm	8.323	15.582	37.515	46.294
37039000	Photographic paper, paperboard & textiles; (for o.t colour photography&in rolls of a width >610mm), sensitised,unexposed	59	93	42	62
37040090	Photographic plates, film, paper, paperboard & textiles, exposed but not developed, other than X-ray plates or film	34	200	20	180
37050020	Microfilm	15	15	3	3
37050090	Photographic plates & film, exposed & developed, other than cinematographic film, other than X-ray & microfilm	123	147	100.834	106.414
37071000	Sensitising emulsions	2	2	24	24
37079090	Chemical preparations for photographic uses; other than flashlight materials not sensitising emulsions	1.577	3.804	40.799	91.157
38011000	Artificial graphite	-	18.439	-	15.583
38021000	Activated carbon	2.239.244	4.423.436	3.456.390	7.389.954
38029010	Activated bauxite	500	500	525	525
38029020	Activated clays or activated earths	12.705.950	22.066.600	4.134.240	7.221.461
38029090	Activated carbon,animal black, including spent animal black, o.t activated bauxite, activated clays or activated earths	673.040	1.894.300	105.989	266.272
38051000	Gum, wood or sulphate turpentine oils	2.503.070	3.254.422	9.094.213	11.862.151
38059000	Terpenic oil;produce treatment coniferous wood, crude dipentene, sulphite turpentine&oth crude para-cymene,nec head 3805	34.880	34.880	16.750	16.750
38061000	Rosin & resin acids	4.867.921	12.106.232	7.567.450	18.693.018
38063090	Ester gums other than in blocks	23.000	51.000	57.396	116.476
38069090	Rosin spirit and rosin oils, n.e.c. HS 3806.10.00-3806.90.10, rum gums other than in blokcks	-	52.401	-	42.105
38070000	Wood of (tar; tar oils; creosote; naphtha); vegetable; brewers'(pitch) & similar preparations based on rosin, resin acid	113	164	75	11.095
38085290	DDT, in packing w<=300 g, o.t wood preservatives, being preparations oth than surface coatings, cont insecticid/fungicid	92	93	369	370
38085910	Insecticides	26.387	74.173	38.316	131.706
38085921	Fungicides, in aerosol containers	39.915	40.712	93.541	101.363
38085929	Fungicides, other than in aerosol containers	286	286	59	59
38085931	Herbicides, in aerosol containers	1.056	2.304	1.320	4.455
38085939	Herbicides,other than in aerosol containers	200	200	300	300
38085950	Herbicides, Plantgrowth regulators	-	6.210	-	24.321
38085960	Herbicides, Disinfectants	230.085	233.078	450.008	470.799
38085999	DDT (ISO) (clofenotane (INN)), in packings of a net weight content more than 300 g, o.t wood preservative	-	30.478	-	209.421
38086110	Goods specified in Subhead Note 2 to this Chap,Mosquito repellent coils,in packings of a net weight content <= 300 g	658.650	1.500.293	622.892	1.424.896
38086120	Goods specified in Subhead Note 2 to this Chap,Mosquito repellent mats, in packings of a net weight content <= 300 g	154	154	2.410	2.410
38086130	Goods specified in Subhead Note 2 to this Chap,In aerosol cans, in packings of a net weight content <= 300 g	5.794	12.927	28.175	53.908
38086140	Goods specified in Subhead Note 2 to this Chap,In liquid form,in pack of net weight content<= 300g	823	823	4.477	4.477
38086150	Goods specified in Subhead Note 2 to this Chap,having deodorising function,in pack, w<= 300g	233	233	329	329

Tabel 3 : Ekspor Indonesia menurut Komoditi (Kode HS 8 digit)

Februari 2022

Kode H S	Uraian golongan barang	Berat bersih (Kg)		Nilai F.O.B. (U S \$)	
		Bulan ini	Kumulatif	Bulan ini	Kumulatif
(1)	(2)	(3)	(4)	(5)	(6)
38086190	Good specifd in Subhead Note 2 to this Chapt,in packing of a net weight <= 300 g, n.e.c. HS 3808.61.10 - 3808.61.50	168	168	85	85
38086220	Mosquito repellent coils, in packings of a net weight content exceeding 300 g but not exceeding 7.5 kg	184.492	390.122	170.086	359.994
38086240	Aerosol cans, in packings of a net weight content exceeding 300 g but not exceeding 7.5 kg	79.071	168.191	220.994	475.680
38086250	Liquid form, in packings of a net weight content exceeding 300 g but not exceeding 7.5 kg	18.048	34.145	279.414	554.580
38086290	Good specifd in Subhead Note 2 this Chapt,packings of a net weight content >300g but<=7.5kg,Oththan HS38086210-38086250	52.576	52.576	169.755	169.755
38086990	Moulding into mosquito coils other than powder, in packings of a net weight content > 7.5 kg	45.440	75.000	531.432	1.032.932
38089120	Insecticides; other than containing goods specified in Subhead Notes 1 & 2; powder for moulding into mosquito coil	25.676	25.676	32.674	32.674
38089130	Insecticides; other than containing goods specified in Subheading Notes 1 & 2 to this Chapter; In aerosol containers	42.468	60.259	117.353	229.581
38089140	Insecticides; other than containing goods specified in Subheading Notes 1 & 2 to this Chapter; Mosquito repellent coils	1.363.702	2.474.097	1.552.962	2.946.063
38089150	Insecticides; other than containing goods specified in Subheading Notes 1 & 2 to this Chapter; Mosquito repellent mats	1.677	3.854	23.132	36.457
38089190	Insecticides; other than containing goods specified in Subheading Notes 1 & 2 to this Chapter; n.e.c. HS 380891.10-50	1.224.615	2.189.291	16.378.478	26.044.128
38089219	Fungicides; oth than contain goods spec in Subhead Note 1 to this Chapter;In aerosol contain; with Validamycin > 3 %	40.840	164.200	581.146	1.219.927
38089290	Fungicides; oth than contain goods spec in Subhead Note 1 to this Chapter; n.e.c. HS 3808.92.11-3808.92.19	96.718	224.312	2.101.568	4.724.935
38089319	Herbicides; oth than containing goods specified in Subheading Notes 1&2 to this Chapter; oth than In aerosol containers	1.703.876	2.989.659	17.117.697	32.746.590
38089320	Herbicides; oth than containing goods specified in Subheading Notes 1&2 to this Chapter; Anti-sprouting products	-	500	-	55.971
38089330	Herbicides; oth than containing goods specified in Subheading Notes 1&2 to this Chapter; Plant-growth regulators	17.864	20.259	221.682	225.142
38089490	Disinfectants; other than contain mix of coal tar acid&alkalis, other than in aerosol containers	106.370	177.627	198.276	301.598
38089990	Rodenticide & oth similar prod; o.t contain good, n.e.c. HS 3808.52.10-3808.99.10	225.419	382.876	667.317	1.087.916
38099110	Base of amylaceous substances, of kind used in the textile or like industries, softening agents	1.289.763	2.461.962	1.313.513	2.615.088
38099190	Base of amylaceous substances, of kind used in the textile or like industries, other than softening agents	1.339.441	2.785.827	2.741.674	5.291.980
38099200	Base of amylaceous substances, of kind used in the paper or like industries, other than softening agents	1.197.836	2.076.838	980.208	1.780.067
38099300	Finishing agent&dye carrier; to accelerate dyeing/fixing dye-stuff, oth prod&preparation, used in leather/like industry	73.132	73.348	84.597	86.557
38101000	Pickling preparations for metal surfaces;soldering,brazing/welding powders&pastes consisting of metal&other materials	-	10	-	1.274
38109000	Fluxes&oth auxiliary preparation; for soldering, brazing/welding, or prep use as cores/coat for welding electrodes/rods	42.466	67.661	48.460	74.997
38111900	Anti-knock preparations; other than those based on lead compounds	58.920	119.780	153.232	291.901

Tabel 3 : Ekspor Indonesia menurut Komoditi (Kode HS 8 digit)

Februari 2022

Kode H S	Uraian golongan barang	Berat bersih (Kg)		Nilai F.O.B. (U S \$)	
		Bulan ini	Kumulatif	Bulan ini	Kumulatif
(1)	(2)	(3)	(4)	(5)	(6)
38112190	Lubricating oil additives; containing petroleum oils or oils obtained from bituminous minerals, not for retail sale	-	420	-	3.969
38112900	Lubricating oil additives; not containing petroleum oils or oils obtained from bituminous minerals	848	4.240	3.900	19.260
38119010	Oxidation and gum inhibitors, viscosity improvers, anti-corrosive preparation, rust preventatives or corrosion inhibitor	99.505	147.620	155.862	225.861
38119090	Oxidation&gum inhibitor, viscosity improver, anti-corrosive prep, oth prep additive mineral oil/liquid, nec in head 3811	48.112	49.975	79.515	117.835
38121000	Rubber accelerators; prepared	40.104	68.034	73.389	128.573
38122000	Plasticisers, compound; for rubber or plastics	819.423	1.333.321	11.908.960	19.184.624
38123100	Anti-oxidise prepar&oth compound stabiliser;for rubber/plastic, mix of oligomer of 2,2,4-trimethyl-1,2-dihydroquinoline	-	2.955	-	8.215
38123900	Anti-oxidising preparations and other compound stabilisers; for rubber or plastics, other than 3812.31.00	820.288	1.334.691	10.574.476	17.187.184
38130000	Fire-extinguishers; preparations and charges and charged fire-extinguishing grenades	-	16	-	422
38140000	Organic composite solvents & thinners, not elsewhere specified or included, prepared paint or varnish removers.	84.358	179.613	250.005	489.515
38151100	Catalyst,support;reaction initiator/accelerator&catalytic prep,with nickel/nickel compound as the active substance	2	49.257	50	107.025
38151200	Catalyst,support;reaction initiator/accelerator&catalytic prep,with precious metal or compounds as the active substance	12.087	31.913	12.682.827	20.894.358
38151900	The supported catalysts, other than HS 3815.11.00 - 3815.12.00	42	42	839	839
38159000	Reaction initiators, reaction accelerators and catalytic preparations, unsupported, n.e.c. or included	95.984	183.448	208.777	736.220
38160010	Refractory cements, other than products of heading no. 3801	93.338	122.469	170.500	215.823
38160090	Mortars, concretes & similar compositions, other than products of heading 38.01.	220.000	369.558	34.675	156.626
38170000	Mixed alkylbenzenes & mixed alkylnaphthalenes, other than those of heading 27.07 or 29.02.	1.956.680	4.798.521	3.195.620	7.719.816
38180000	Chemical elementsDopedFor use in electronics, inDiscsForm, wafer/similarForm, chemicalCompoundDopedFor use in electronic	15.659	29.667	4.624.254	8.277.653
38190000	Hydraulic brake fluid&oth prep liquid hydraulic transmission nor contain<=70% weight petrol oil/obtain bitumin mineral	261	24.760	608	39.673
38200000	Anti-freezing preparations & prepared de-icing fluids.	169.591	443.386	237.314	643.976
38210010	Prepared culture media for the development of microorganisms	0	0	1	1
38210090	Prepared culture media for the development of plant, human or animal cells	135	166	9.127	10.923
38220010	Plates, sheets, film, foil & strip of plastics impregnated or coated with diagnostic reagents or laboratory	39	111	2.024	17.224
38220020	Paperboard, cellulose wadding & web of cellulose fibres impregnated or coated with diagnostic reagents or laboratory	1	2	1	36
38220030	Sterilisation indicator strips & tapes	90	156	1.833	2.165
38220090	Diagnostic/laboratory reagents on a backing prepared diagnostic/laboratory reagents, n.e.c. HS 3822.00.10 - 3822.00.30	17.027	27.401	1.275.796	3.546.651
38231100	Industrial monocarboxylic fatty acids, acid oils from refining: stearic acid	40.771.914	92.921.338	53.974.614	121.537.231
38231200	Industrial monocarboxylic fatty acids, acid oils from refining: oleic acid	13.810.785	21.256.944	27.742.663	40.684.716
38231910	Industrial monocarboxylic fatty acids: acid oils from refining	61.627.817	117.984.001	72.420.063	137.693.255
38231920	Industrial monocarboxylic fatty acids: palm fatty acid distillate	131.652.984	271.611.554	157.478.897	317.716.896
38231930	Industrial monocarboxylic fatty acids: palm kernel fatty acid distillate	8.670.483	15.130.979	10.590.802	19.175.969

Tabel 3 : Ekspor Indonesia menurut Komoditi (Kode HS 8 digit)

Februari 2022

Kode H S	Uraian golongan barang	Berat bersih (Kg)		Nilai F.O.B. (U S \$)	
		Bulan ini	Kumulatif	Bulan ini	Kumulatif
(1)	(2)	(3)	(4)	(5)	(6)
38231990	Industrial monocarboxylic fatty acids, acid oils from refining, other than HS 3823.11.00 - 3823.19.30	42.960.862	108.378.055	69.932.555	166.451.465
38237010	Industrial fatty alcohols, in the form of wax	274.869	700.779	648.990	1.554.941
38237090	Industrial fatty alcohols other than in the form of wax	58.924.266	110.555.210	139.026.289	255.480.153
38241000	Prepared binders for foundry moulds or cores	355.091	788.085	216.899	509.390
38243000	Non-agglomerated metal carbides mixed together or with metallic binders	4	4	1.004	1.004
38244000	Prepared additives for cements, mortars or concretes	1.644.205	3.418.175	1.178.401	2.279.885
38245000	Non-refractory mortars & concretes	172.749	614.767	95.212	309.873
38246000	Sorbitol other than that of subheading 2905.44	3.340.600	7.783.880	2.158.488	4.833.363
38247190	Mix halogenated drvt;CFCs whthr/not HCFs,PFCs,HFCs;trnsformer&circuit breaker oils>=70% petroleum/oils bituminous mineral	12	18	6	11
38247490	Mix halogenated drvtv;HCFCs,whthr/not PFCs,not CFCs;transformer&circuit breaker oils,>70% petroleum/of oils bituminous	-	1.620	-	2.431
38247900	Mixtures containing halogenated derivatives of methane, ethane or propane; n.e.c. HS 3824.71 - 3824.78	362	366	5.091	5.093
38248200	Goods specified in Subheading Note 3 to this Chapter, containing PCBs, PCTs or polybrominated biphenyls (PBBs)	-	0	-	551
38249100	Mixtures & preparations consisting mainly of methyl methyl methylphosphonate & bis methylphosphonate	4.875	4.879	7.970	8.013
38249910	Ink removers, stencil correctors, other correcting fluids & correction tapes(o.t head 96.12), packings for retail sale	19.539	43.165	31.729	209.420
38249930	Copying pastes with a basis of gelatin, whether presented in bulk/ ready for use (i.e: on a paper or textile backing)	18.611	20.102	44.252	51.130
38249940	Chemical products & preparations of the chemical or allied industries; composite inorganic solvents	2.430.290	3.763.201	3.700.789	5.735.222
38249950	Chemical products & preparations of the chemical or allied industries; acetone oil	22.802	61.798	19.056	176.580
38249960	Chemical products &preparations of the chemical or allied industries; chemical preparations contain monosodium glutamate	408.678	819.685	816.807	1.641.234
38249970	Chemical product&prep of the chemical/allied industries; other chemical prep, of used in the manufacture of foodstuff	590.743	1.309.642	1.702.226	4.006.275
38249991	Chemical products &preparations of chemical/allied industries; naphthenic acids,their water insoluble salts&their esters	19.160.389	38.505.011	32.974.076	63.778.674
38249999	Prepared binders for foundry moulds/cores;chemical product&prep of chemical/allied industry;o.t HS 3824.10.00-3824.99.91	3.120.509	6.350.386	1.640.370	3.088.888
38256900	Residual products ; other wastes from chemical or allied industries; other than mainly containing organic constituents	5.021.426	5.021.426	5.021	5.021
38259000	Residual products of the chemical/allied industries, not elsewhere specified/included; n.e.c. HS 3825.10.00 - 3825.69.00	6	6	9	9
38260022	Biodiesel, not containing petroleum oil; Palm Methyl Ester with ester alkyl content > 98 %	6.495.225	9.495.066	8.546.101	12.397.597
38260029	Biodiesel, not containing petroleum oil; Palm Methyl Ester with ester alkyl content < 96.5 %	619.470	918.450	535.608	802.409
38260090	Biodiesel & mixtures thereof, containing <70 % by weight of petroleum oils or oils obtained from bituminous minerals.	310.700	413.850	246.911	323.758
39011012	Ethylene polymers,polyethylene w/ specific gravity of < 0.94,in liquid/paste form,Linear LowDensity Polyethylene (LLDPE)	71.750	314.550	56.088	267.774
39011019	Ethylene polymers,polyethylene w/ specific gravity of<0.94,in liquid/paste form,oth Linear Low-Density Polyethylene	160.330	160.330	181.347	181.347
39011092	Ethylene polymers,polyethylene w/ specific gravity of<0.94,oth in liquid/paste form,Linear Low-Density Polyethylene	8.614.300	16.574.150	11.089.987	21.272.045

Tabel 3 : Ekspor Indonesia menurut Komoditi (Kode HS 8 digit)

Februari 2022

Kode H S	Uraian golongan barang	Berat bersih (Kg)		Nilai F.O.B. (U S \$)	
		Bulan ini	Kumulatif	Bulan ini	Kumulatif
		(1)	(2)	(3)	(4)
39011099	Ethylene polymers,polyethylene w/ specific gravity of<0.94,oth in liquid/paste form,oth Linear Low-Density Polyethylene	292.754	647.892	310.090	706.620
39012000	Ethylene polymers; in primary forms, polyethylene having a specific gravity of 0.94 or more	2.513.726	6.214.803	3.240.941	8.089.017
39013000	Ethylene polymers; in primary forms, Ethylene-vinyl acetate copolymers	112.045	239.893	80.023	312.180
39014000	Ethylene polymers; in primary forms, Ethylene-alpha-olefin copolymers, having a specific gravity of less than 0.94	6.387.580	11.157.424	4.348.567	7.645.786
39019090	Ethylene polymers; in primary forms, other than 3901.10 - 3901.40, other than in dispersion	3.628.499	7.647.289	3.555.382	6.442.547
39021040	Propylene, other olefin polymers,polypropylene in primary forms,in granules, pellets, beads, flakes, chips&similar forms	582.015	997.613	1.109.964	1.879.903
39021090	Propylene, other olefin polymers, polypropylene in primary forms, other than HS 3902.10.30 - 3902.10.40	407.436	750.595	235.691	429.789
39022000	Propylene, other olefin polymers, Polyisobutylene, in primary forms	50	50	330	330
39023030	Propylene, other olefin polymers, Propylene copolymers, in the form of liquids or pastes	200	547	892	2.244
39023090	Propylene, other olefin polymers, Propylene copolymers, other than in the form of liquids or pastes	329.175	699.318	637.812	1.137.385
39029010	Propylene, oth olefin polymers, oth HS 3902.10 - 3902.30, chlorinated polypropylene suitable in printing ink formulation	11.537	12.021	28.432	37.388
39029090	Propylene,oth olefin polymers,oth HS 3902.10-3902.30,oth chlorinated polypropylene suitable in printing ink formulation	35.504	35.635	88.003	89.539
39031110	Styrene polymers, expansible polystyrene, in primary forms, in the form of granules	157.076	206.076	409.612	559.086
39031910	Styrene polymers, other than expansible polystyrene, in primary forms, in dispersion	617.600	1.059.910	465.342	788.417
39031920	Styrene polymers, oth than expansible polystyrene,in primary forms,in granules,pellets,beads,flakes,chips&similar forms	609.947	1.369.720	697.865	1.669.055
39031990	Styrene polymers, other than expansible polystyrene, in primary forms, other than HS 3903.19.10 - 3903.19.20	1.731.608	4.187.024	926.692	2.274.133
39032090	Styrene polymers, styrene-acrylonitrile (SAN) copolymers, in primary forms, other than in aqueous& non-aqueous dispersion	26.000	53.020	18.200	42.370
39033040	Styrene polymers, acrylonitrile-butadiene-styrene (ABS) copolymers, in primary forms, in aqueous dispersion	196.000	233.250	170.027	217.950
39033060	Styrene polymers, acrylonitrile-butadiene-styrene (ABS) copolymers, in primary forms, in the form of granules	1.309	29.157	4.620	50.753
39033090	Styrene polymers,acrylonitrile-butadiene-styrene (ABS) copolymers, in primary forms,other than HS 3903.30.40-3903.30.60	1.760.733	3.575.996	1.628.701	3.006.109
39039030	Styrene polymers, in primary forms, other than HS 3903.11.10 - 3903.30.90, in dispersion	813.990	1.740.602	909.355	1.830.421
39039091	Styrene polymers,in primary forms,oth thn HS 3903.11.10-3903.30.90,Impact Polystyrene of notched izod impact 23<80 J/m	-	5	-	10
39039099	Styrene polymers,in primary forms,oth HS 3903.11.10-3903.30.90,impact Polystyrene of notched izod impact at 23<80 J/m	1.362.696	3.623.972	2.103.053	5.581.340
39041010	Poly(vinyl chloride), not mixed with any other substances ,homopolymers, suspension type	18.939.340	34.572.920	24.338.117	45.710.545
39041092	Poly(vinyl chloride), not mixed with any other substances, oth thn homopolymers suspension type, in the form of powder	3.006.000	5.114.000	4.218.069	7.458.692

Tabel 3 : Ekspor Indonesia menurut Komoditi (Kode HS 8 digit)

Februari 2022

Kode H S	Uraian golongan barang	Berat bersih (Kg)		Nilai F.O.B. (U S \$)	
		Bulan ini	Kumulatif	Bulan ini	Kumulatif
(1)	(2)	(3)	(4)	(5)	(6)
39041099	Poly(vinyl chloride),not mixed with any oth substances,oth homopolymers suspension type,oth in the granules/powder form	3.345.895	5.578.310	3.960.297	6.635.145
39042190	Non-plasticised poly(vinyl chloride), in primary forms, mixed with other substances,other in the form of granules/powder	40	40	809	809
39042220	Plasticised poly(vinyl chloride), in primary forms, mixed with other substances, in the form of granules	203.500	496.375	470.781	1.088.576
39046190	Halogenated olefin polymers,fluoro-polymers,polytetrafluoroethylene,in primary forms,oth thn in form of granules/powder	685	1.312	13.470	30.384
39046990	Halogenated olefin polymers,fluoro-polymers,oth polytetrafluoroethylene,oth in the form of dispersion/granules/powder	158	758	1.918	33.393
39049090	Vinyl chloride, oth halogenated olefin polymers, n.e.c. in heading no.3904,oth thn in form of dispersion/granules/powder	60	60	325	325
39051200	Poly(vinyl acetate), in aqueous dispersion, in primary forms	135.535	211.775	206.515	333.206
39051990	Poly(vinyl acetate), other than in aqueous dispersion, in primary forms, other than in the form of liquids or pastes	-	23.460	-	54.050
39052100	Vinyl acetate copolymers, in aqueous dispersion, in primary forms	8.323	101.643	18.517	218.652
39052900	Vinyl acetate copolymers, other than in aqueous dispersion, in primary forms	2	4	4	6
39053010	Poly(vinyl alcohol), whether or not containing unhydrolysed acetate groups , in dispersion	4.416	4.416	6.081	6.081
39053090	Poly(vinyl alcohol), whether or not containing unhydrolysed acetate groups, other than in dispersion	-	4.700	-	24.378
39059190	Copolymers, other than in dispersion, in primary forms	-	2	-	303
39059990	Vinyl (acetate/ester polymers/polymers),n.e.c. in HS 3905,in primary forms,oth copolymers,oth HS 3905.99.10-3905.99.20	100.000	150.059	107.000	162.761
39061010	Acrylic polymers, poly(methyl methacrylate), in primary forms, in dispersion	441.000	547.000	490.296	623.104
39061090	Acrylic polymers, poly(methyl methacrylate), in primary forms, other than in dispersion	179.548	436.651	149.919	474.133
39069020	Acrylic polymers, other than poly(methyl methacrylate), in primary forms, in dispersion	4.160.957	6.686.450	5.926.311	9.710.487
39069092	Acrylic polymers, other than poly(methyl methacrylate), in primary forms, sodium polyacrylate other than in dispersion	1.873.448	3.836.527	2.679.095	5.586.750
39069099	Acrylic polymers, oth thn poly(methyl methacrylate),in primary forms,oth thn sodium polyacrylate, oth thn in dispersion	1.648.505	2.932.473	2.950.027	5.327.938
39071000	Polyacetals, in primary forms	106.825	215.910	97.013	243.061
39072010	Polytetramethylene ether glycol, in primary forms	73.000	100.125	231.630	319.117
39072090	Other polyethers, in primary forms, other than polytetramethylene ether glycol	142.280	184.730	287.375	359.275
39073020	Epoxide resins, in primary forms, of a kind used for coating, in powder form	246.801	350.404	410.344	566.255
39073030	Epoxide resins, in primary forms, in the form of liquids or pastes	264	25.306	3.368	23.116
39073090	Epoxide resins, in primary forms, other than of a kind used for coating in powder form,other than in liquids/pastes form	32.908	76.413	130.322	255.053
39074000	Polycarbonates, in primary forms	905.900	2.780.806	914.705	2.518.440
39075010	Alkyd resins, in primary forms, in the form of liquids or pastes	346.705	531.795	587.829	889.714
39075090	Alkyd resins, in primary forms, other than in the form of liquids or pastes	507.273	852.697	944.193	1.624.074
39076100	Poly(ethylene terephthalate), in primary forms, having a viscosity of 78ml/g or higher	8.486.840	18.723.630	10.375.914	22.874.442
39076910	Poly(ethylene terephthalate), in primary forms, having a viscosity of less than 78ml/g, in the form granules	3.713.478	8.243.352	2.809.850	6.185.809
39076990	Poly(ethylene terephthalate), in primary forms, having a viscosity of less than 78ml/g, other than in the form granules	6.435.941	14.724.631	7.081.151	14.847.115

Tabel 3 : Ekspor Indonesia menurut Komoditi (Kode HS 8 digit)

Februari 2022

Kode H S	Uraian golongan barang	Berat bersih (Kg)		Nilai F.O.B. (U S \$)	
		Bulan ini	Kumulatif	Bulan ini	Kumulatif
		(1)	(2)	(3)	(4)
39079130	Polyesters, n.e.c. in heading no. 3907, unsaturated, in primary forms, in the form of liquids or pastes	3.000	3.000	8.785	8.785
39079190	Polyesters,n.e.c. in HS 3907,unsaturated, in primary forms,oth granules&similar forms,oth in the form of liquids/pastes	54.310	104.010	141.496	227.829
39079940	Polyester, n.e.c. in heading no. 3907, saturated, in primary forms, of a kind used for coating, in powder form	13.553	16.680	89.662	104.865
39079990	Polyesters, n.e.c. in heading no.3907, saturated, in primary forms, other than of a kind used for coating in powder form	1.739.866	3.927.564	2.315.775	4.618.759
39081010	Polyamide-6, in primary forms	2.146.095	4.791.593	2.868.074	6.646.623
39081090	Polyamide-11, -12, -6,6, -6,9, -6,10 or -6,12, in primary forms	52.664	168.103	76.422	234.216
39089000	Polyamides, other than Polyamide-6, -11, -12, -6,6, -6,9, -6,10 or -6,12; in primary forms	58.751	77.173	377.687	480.130
39091010	Urea resins, thiourea resins, in primary forms, moulding compounds	10	54.011	86	58.195
39091090	Urea resins, thiourea resins, in primary forms, other than moulding compounds	356.200	790.300	382.424	971.407
39092010	Melamine resins, in primary forms, moulding compounds	11.220	36.042	53.621	139.910
39092090	Melamine resins, in primary forms, other than moulding compounds	95.250	315.653	206.624	663.717
39093100	Poly(methylene phenyl isocyanate) (crude MDI, polymeric MDI), in primary forms	12.750	16.750	37.451	65.542
39093999	Amino-resins, in primary forms, other than HS 3909.10.10-3909.39.91	1.106	1.116	1.128	1.367
39094010	Phenolic resins, in primary forms, moulding compounds other than phenol formaldehyde	20.752	20.752	135.342	135.342
39094090	Phenolic resins, in primary forms, other than moulding compounds other than phenol formaldehyde	547.161	1.040.206	1.181.873	2.162.129
39095000	Polyurethanes, in primary forms	297.797	608.037	946.519	1.863.955
39100020	Silicones, in primary forms, in dispersion & in solutions	74.920	219.550	153.886	434.223
39100090	Silicones, in primary forms, other than in dispersion & in solutions	774.972	913.477	3.830.535	4.760.711
39111000	Petroleum resins, coumarone, indene or coumarone-indene resins and polyterpenes, in primary forms	7.000	7.050	8.600	9.084
39119000	Polysulphides,polysulphones&oth products spec. in Note 3 this Chapter,not elsewhere specified/included,in primary forms	74.350	149.075	105.176	257.562
39121100	Cellulose acetates, non-plasticised, in primary forms	-	113	-	100
39121200	Cellulose acetates, plasticised, in primary forms	1.086	1.828	46.305	89.797
39122019	Cellulose nitrates (including collodions),in primary forms,non-plasticised,oth water-based semi-finished nitrocellulose	125.780	245.300	310.422	615.488
39123100	Cellulose ethers, carboxymethylcellulose and its salts, in primary forms	2.374	16.174	36.253	85.349
39123900	Cellulose ethers, in primary forms, other than carboxymethylcellulose and its salts	544	4.464	30.457	80.491
39129090	Cellulose&its chemical derivatives, in primary forms, other than in the form of granules, other than HS 3912.11-3912.39	8.001	8.011	54.240	54.358
39131000	Alginic acid, its salts & esters, in primary forms	818	833	3.120	3.170
39139010	Hardened proteins, in primary forms	3	95	4	191
39139030	Starch-based polymers, in primary forms	6.000	18.006	14.800	44.640
39139090	Natural polymers & modified natural polymers, in primary forms, other than HS 3913.10.00-3913.90.30	34.000	59.820	531.082	919.389
39151090	Waste, parings & scrap, of polymers of ethylene, of rigid cellular products	199.234	560.139	247.328	609.247
39152090	Waste, parings & scrap, of polymers of styrene, of rigid cellular products	-	2	-	4
39153090	Waste, parings & scrap, of polymers of vinyl chloride, of rigid cellular products	28.000	56.000	14.965	29.920
39159000	Waste, parings & scrap, of other plastics, other than polymers of ethylene or styrene or vinyl chloride	1.774.118	3.601.936	1.528.479	2.944.846

Tabel 3 : Ekspor Indonesia menurut Komoditi (Kode HS 8 digit)

Februari 2022

Kode H S	Uraian golongan barang	Berat bersih (Kg)		Nilai F.O.B. (U S \$)	
		Bulan ini	Kumulatif	Bulan ini	Kumulatif
(1)	(2)	(3)	(4)	(5)	(6)
39161010	Monofilament of which any cross-sectional dimension exceeds 1 mm, of polymers of ethylene	3.100	3.603	14.190	16.501
39161020	Rods, sticks & profile shapes, of polymers of ethylene	7.736	65.594	40.357	283.426
39162010	Monofilament of which any cross-sectional dimension exceeds 1 mm, of polymers of vinyl chloride	35.826	70.291	156.595	289.664
39162020	Rods, sticks & profile shapes, of polymers of vinyl chloride	4.043	6.611	41.663	61.090
39169041	Monofilament of which any cross-sectional dimension exceeds 1 mm, of hardened proteins	20.849	24.528	167.964	209.020
39169042	Rods, sticks & profile shapes, of hardened proteins	226	410	20.201	41.982
39169050	Monofilament of which any cross-sectional dimension exceeds 1 mm, rods, sticks & profile shapes, of vulcanised fibre	22	187	24	2.362
39169070	Monofilament, rods, sticks&profile shapes, of other add polymerisation products, of regenerated cellulose, plasticised	504.272	1.145.089	1.176.765	2.694.060
39169080	Monofilament, rods, sticks & profile shapes, of condensation or rearrangement polymerisation products	210	374	2.563	4.344
39169091	Monofilament of which any cross-sectional dimension >1mm, of plastics, other than HS 3916.10.10-3916.90.80	22.401	22.401	48.997	48.997
39169092	rods, sticks & profile shapes, of plastics, other than HS 3916.10.20-3916.90.80	31.181	32.034	186.129	192.633
39171010	Artificial guts (sausage casings) of hardened protein	363	363	1.616	1.616
39171090	Artificial guts (sausage casings) of cellulosic materials	829	3.983	3.413	9.921
39172100	Tubes, pipes and hoses, rigid, of polymers of ethylene	2.436	38.160	13.456	113.119
39172200	Tubes, pipes and hoses, rigid, of polymers of propylene	404.257	851.676	1.632.417	3.428.683
39172300	Tubes, pipes and hoses, rigid, of polymers of vinyl chloride	9.782	29.661	31.377	67.834
39172911	Tubes, pipes and hoses, rigid, further worked than merely surface worked, of other addition polymerisation products	39.949	40.019	80.013	80.043
39172919	Tubes, pipes and hoses, rigid, further worked than merely surface worked, other than 3917.29.11-3917.29.12	123.910	236.716	293.519	474.228
39172924	Tube,pipe&hose,rigid,oth further worked,of cellulose nitrate/acetates&oth chem deriv of cellulose,plasticised;vulc fibre	-	5	-	10
39172925	Tube,pipe&hose,rigid,oth further worked thn merely surface worked,of oth condensation/rearrangement polymerisation prod.	-	0	-	1.072
39172929	Tubes,pipes&hoses,rigid,oth further worked thn merely surface worked,oth HS 3917.29.21-3917.29.25	5.335	68.208	40.773	157.844
39173119	Flexible tube,pipe&hose,min burst pressure 27.6Mpa,further worked thn merely surface worked,oth HS 3917.31.11-3917.31.12	178	473	13.280	22.281
39173129	Flexible tube,pipe&hose,min burst pressure 27.6Mpa,oth further worked thn merely surface worked,oth HS 3917.31.21-.25	160	340	2.560	4.990
39173291	Tube,pipe&hose,oth3917.31,not combine w/oth,w/o fitting,furth work of add polymer;phenolic/amino resin;deriv nat rubber	6.090	8.581	153.168	211.319
39173292	Tubes,pipes&hoses,oth no. 3917.31,not reinforced/combined w/ oth materials,w/o fittings,further worked ,o.t HS 3917.32.9	115	4.379	432	18.405
39173299	Tube,pipe&hose,oth3917.31,not reinforced/combined w/oth ,w/o fittings,oth further worked,o.t HS 3917.32.93-3917.32.95	20.208	42.370	87.704	317.387
39173310	Tubes,pipes&hoses,oth item no. 3917.31,not reinforced/combined w/ oth materials,w/ fittings,further worked	4.899	11.887	45.307	111.228
39173399	Tube,pipe&hose,oth3917.31,not reinforce/combine w/oth material,w/ fitting,oth further worked,o.t HS3917.33.91-3917.33.96	6.607	12.639	77.100	139.479
39173913	Tube,pipe&hose,nec in 3917.30,further worked,of cellulose nitrate/ acetates&oth chem deriv of cellulose, plasticised	503	708	2.565	3.470

Tabel 3 : Ekspor Indonesia menurut Komoditi (Kode HS 8 digit)

		Februari 2022			
Kode H S	Uraian golongan barang	Berat bersih (Kg)		Nilai F.O.B. (U S \$)	
		Bulan ini	Kumulatif	Bulan ini	Kumulatif
(1)	(2)	(3)	(4)	(5)	(6)
39173919	Tubes,pipes&hoses thereof,n.e.c. in item no. 3917.30,further worked than merely surface worked,oth HS 3917.39.11-.13	163	312	10.575	17.516
39173999	Tubes,pipes&hoses thereof,n.e.c. in item no. 3917.30,oth further worked than merely surface worked,oth HS 3917.39.31-.94	24.337	24.366	446.547	447.234
39174000	Fittings (e.g. joints, elbows, flanges), of plastics	322.685	647.963	1.464.062	2.702.682
39181019	Floor coverings; of polymers of vinyl chloride, whether or not self-adhesive, in rolls	550	550	10.379	10.379
39181090	Wall or ceiling coverings; of polymers of vinyl chloride, whether or not self-adhesive, in rolls or in the form of tiles	31.733	112.918	63.211	138.943
39189013	Floor coverings; of plastics (excluding polymers of vinyl chloride), whether/not self-adhesive,in rolls,of polyethylene	300	950	200	1.180
39189019	Floor coverings of plastic(excl. polymers vinylchloride),won self-adhesive,in rolls/tiles,o.t HS 39189011-39189016	19.255	46.114	67.476	133.267
39189099	Wall/ceiling cover of plastic(excl.vinyl chloride polymer),won self-adhesive,in roll/tile,o.t HS 3918.90.91-3918.90.94	143.135	277.436	582.828	924.017
39191010	Plastics;plate,sheet,film,foil,tape,strip,oth flat shape,in roll cellulose&its chemical derivative,in primary forms	1.088	4.739	8.857	28.362
39191020	Plastics;plate,sheet,film,foil,tape,strip,oth flat shape,in roll cellulose&its chemical derivative,of polyethylene	329.727	543.985	279.925	1.902.612
39191091	Plastics;plate,sheet,film,foil,tape,strip,oth flat shape,in roll, of hardened protein/chemical derivative natural rubber	273	960	9.376	32.368
39191099	Plastics;plates,sheets,film,foil,tape,strip,oth flat shape, self-adhesive, in rolls o.t HS 3919.10.10-3919.10.92	1.876.531	3.574.901	6.396.027	12.110.545
39199010	Plastics;plates,sheets,film,foil,tape,strip,oth flat shapes, elf-adhesive,o.t in rolls, of polymers of vinyl chloride	8.035	12.760	67.815	101.267
39199091	Plastic;plate,sheet,film,foil,tape,strip,oth flat shapes,elf-adhesive,o.t in roll,of chemical derivatives natural rubber	535	11.303	8.196	53.027
39199092	Plastic;plate,sheet,film,foil,tape,strip,selfadhesiv,o.t roll?20cm,add polymer;rearrange;cellulose nitrat/acetat,plastic	23	3.613	263	14.853
39199099	Plastics;plate,sheet,film,foil,tape,strip,oth flat shapes, self-adhesive, o.t in rolls, o.t of HS 3919.10.10-3919.90.92	58.910	96.137	475.556	647.484
39201011	Plastics; plates&sheets,of polymer ethylene, noncellular¬ reinforced,laminat,support/combine other materials;rigid	6	6	18	18
39201019	Plastics; plates&sheets,of polymer ethylene, noncellular¬ reinforced,laminat,support/combine oth materials; not rigid	2.769.469	6.186.225	5.196.468	11.707.683
39201090	Plastics; film, foil &strip, of polymer ethylene, non-cellular¬ reinforced,laminat,support/combined oth material	520.075	1.431.551	1.234.661	3.186.957
39202010	Plastics; biaxially oriented polypropylene film,of polymers propylene, non-cellular & not reinforced	4.768.531	10.093.082	12.477.805	26.411.377
39202091	Plastics; plate & sheet; o.t biaxially oriented polypropylene film,of polymers propylene, non-cellular & not reinforced	725.777	1.680.333	1.565.381	3.640.804
39202099	Plastics; film,foil&strip; o.t biaxially oriented polypropylene film,of polymer propylene, non-cellular & not reinforced	1.253.477	2.107.028	2.547.006	4.365.554
39203020	Plastics; of polymers of styrene, acrylonitrile butadiene styrene (ABS) sheets used in the manufacture of refrigerators	93.583	212.142	412.439	829.427
39203091	Plastics; plate&sheet of polymer styrene,acrylonitrile butadiene styrene sheet used manufacture of refrigerators,rigid	39.832	42.987	60.932	95.139
39203099	Plastics; film,foil&strip of polymer styrene,acrylonitrile butadiene styrene sheet used manufactur refrigerator,no rigid	14.377	23.627	145.127	226.939
39204310	Plastics; plates & sheets; polymers of vinyl chloride, containing by weight not less than 6% of plasticisers	9.050	24.692	41.775	115.375
39204390	Plastics; film,foil & strip; polymers of vinyl chloride, containing by weight not less than 6% of plasticisers	75.128	166.065	272.757	518.994

Tabel 3 : Ekspor Indonesia menurut Komoditi (Kode HS 8 digit)

Februari 2022

Kode H S	Uraian golongan barang	Berat bersih (Kg)		Nilai F.O.B. (U S \$)	
		Bulan ini	Kumulatif	Bulan ini	Kumulatif
(1)	(2)	(3)	(4)	(5)	(6)
39204900	Plastics; polymers of vinyl chloride, containing by weight more than 6% of plasticisers	182.661	247.571	521.896	698.795
39205111	Plastics; plates & sheets of acrylic polymers, polymethyl methacrylate, rigid	523.878	1.151.524	1.588.473	3.273.878
39205119	Plastics; plates & sheets of acrylic polymers, polymethyl methacrylate, no rigid	1.455.490	2.977.417	4.501.749	9.339.739
39205990	Plastics; film, foil and strip of acrylic polymers (excluding polymethyl methacrylate)	58	362	610	3.970
39206110	Plastics; plates&sheets, of polycarbonates, non-cellular¬ reinforced,laminate,support/combined with other materials	288.881	765.895	1.281.273	3.217.467
39206190	Plastics; film,foil and strip,of polycarbonates, non-cellular¬ reinforced,laminate,support/combine with oth materials	655	1.774	13.432	33.526
39206210	Plastics;plate&sheet,of poly(ethylene terephthalate),non-cellular¬ reinforce,laminate,support/combine oth material	1.796.672	4.402.987	5.260.460	13.390.772
39206290	Plastics;film,foil&strip,of poly(ethylene terephthalate),noncellular¬ reinforce,laminate,support/combine oth material	2.753.977	6.187.327	7.705.796	16.965.942
39206910	Plastics;plates & sheets,of other polyesters,non-cellular & not reinforced,laminated,supported/combined oth material	82.802	118.338	160.272	257.072
39206990	Plastics; film,foil & strip,of other polyesters,non-cellular & not reinforced,laminated,supported/combined oth material	831.539	1.825.770	2.198.525	4.877.434
39207110	Plastics; plates, sheets, film, foil and strip (not self-adhesive), of regenerated cellulose; cellophane film	-	1	-	1
39207191	Plastics; printed sheets, of regenerated cellulose; other than cellophane film	104	104	1.616	1.616
39209110	Plastics; film of a kind used in safety glass,thickness >0.38mm but<= 0.76mm, & of a width<=2 m; of poly(vinyl butyral)	100	123	200	251
39209199	Plastics;foil&strip,film unused in safety glass,thickness >0.38mm but<= 0.76mm, & width<=2 m; of poly(vinyl butyral)	531	5.452	19.177	56.689
39209210	Plastics;plates,sheets,film,foil&strip,of polyamide-6,non-cellular¬ reinforce,laminate,support/combine oth materials	1.111.810	2.159.211	4.147.011	8.365.075
39209939	Plastics; film, foil & strip, of plastics nec in head 3920, of condensation or rearrangement polymerisation products	157	157	4.618	4.618
39209990	Plastics; of plastics nec in head 3920, laminated, supported/combine oth material,o.t HS 3920.10.11-3920.99.39	969	1.464	19.735	26.362
39211191	Plastics; plates & sheets, of polymers of styrene, cellular, not rigid	35	45	184	347
39211192	Plastics; film, of polymers of styrene, cellular, not rigid	-	3.500	-	8.400
39211200	Plastics; plates, sheets, film, foil and strip, of polymers of vinyl chloride, cellular	28.413	35.447	153.015	208.035
39211310	Plastics; plates, sheets, film, foil and strip, of polyurethanes, cellular, rigid	35.486	72.064	143.606	450.442
39211391	Plastics; plates & sheets, of polyurethanes, cellular, not rigid	20.488	59.097	236.106	856.489
39211392	Plastics; film, of polyurethanes, cellular, not rigid	629	629	2.167	2.167
39211399	Plastics; foil and strip, of polyurethanes, cellular, not rigid	26.059	48.371	335.902	585.692
39211499	Plastics; foil and strip, of regenerated cellulose, cellular, not rigid	2	2	5	5
39211920	Plastics; plates, sheets, film, foil and strip, of plastics n.e.c. in heading no. 3921, cellular, rigid	1.583	2.282	30.625	48.712
39211991	Plastics; plates & sheets, of plastics n.e.c. in heading no. 3921, cellular, not rigid	805	1.821	3.090	7.422
39211992	Plastics; film, of plastics n.e.c. in heading no. 3921, cellular, not rigid	132.307	296.879	424.064	942.864
39211999	Plastics; foil and strip, of plastics n.e.c. in heading no. 3921, cellular, not rigid	1.005.336	1.892.634	3.417.902	6.627.314

Tabel 3 : Ekspor Indonesia menurut Komoditi (Kode HS 8 digit)

Februari 2022

Kode H S	Uraian golongan barang	Berat bersih (Kg)		Nilai F.O.B. (U S \$)	
		Bulan ini	Kumulatif	Bulan ini	Kumulatif
(1)	(2)	(3)	(4)	(5)	(6)
39219010	Plastics; plates, sheets, film, foil and strip, other than cellular, of vulcanised fibre	82	584	4.920	9.026
39219020	Plastics; plates, sheets, film, foil and strip, other than cellular, of hardened proteins	95.922	156.180	348.580	550.454
39219030	Plastics; plates, sheets, film, foil and strip, other than cellular, of chemical derivatives of natural rubber	116	116	1.027	1.034
39219041	Plastics; plates & sheets, other than cellular, of condensation or rearrangement polymerisation products	14.398	24.468	54.473	90.512
39219049	Plastics; foil & strip, other than cellular, of condensation or rearrangement polymerisation products	2	2	0	0
39219090	Plastics; plates, sheets, film, foil and strip, other than cellular, of other than HS 3921.90.10-3921.90.60	1.528.079	3.564.902	4.929.056	11.162.546
39221011	Bathtubs having rectangular or oblong interior shape of plastics	0	0	16	16
39221019	Plastics; baths; other than bathtubs having rectangular or oblong interior shape	20	3.073	25	4.444
39221090	Baths, shower-baths, sinks & wash-basins, other than bathtubs having rectangular or oblong interior shape of plastics	11.826	23.243	37.483	104.726
39222000	Lavatory seats & covers	8.972	16.067	108.367	194.818
39229012	Lavatory pans, flushing cisterns & urinals ; flushing cisterns equipped with their mechanisms	10	20	10	28
39229019	Lavatory pans, flushing cisterns & urinals; other than parts & flushing cisterns equipped with their mechanisms	139	6.901	230	5.232
39229090	Plastics; bidets, lavatory pans, flushing cisterns and similar sanitary ware n.e.c. in heading no. 3922	3.263	8.536	23.146	51.250
39231010	Plastics; cases for film, tape & optical discs, for the conveyance or packing of goods	276.095	577.509	1.698.317	3.428.002
39231090	Plastics; boxes, crates and similar articles, for the conveyance or packing of goods	346.620	747.160	2.828.634	5.968.413
39232111	Ethylene polymer;aseptic bag reinforced with aluminium foil,width >315 mm& length >410mm, incorporating a sealed gland	471.471	799.134	680.950	1.171.434
39232119	Ethylene polymer;aseptic bag reinforced with aluminium foil,width <=315 mm& length <=410mm,incorporating a sealed gland	1.908.482	3.935.440	3.408.465	7.109.963
39232191	Ethylene polymer;aseptic bag not reinforced with aluminium foil,width>315 mm& length>410mm, incorporating a sealed gland	99.373	158.642	379.519	725.756
39232199	Ethylene polymer;aseptic bag not reinforced with aluminium foil,width<=315 mm&length<=410mm, incorporating sealed gland	4.905.318	11.867.965	8.352.054	20.030.534
39232910	Ethylene polymer;aseptic bags reinforced/not with aluminium foil,width>315 mm&length>410 mm,incorporating a sealed gland	268	268	2.095	2.095
39232990	Ethylene polymer;aseptic bags reinforced/not with aluminium foil,width<=315 mm&length<=410 mm,incorporat a sealed gland	605.503	1.487.516	1.550.468	3.665.871
39233020	Plastic; carboy,bottle,flask&sim,multilayer fibreglas reinforce container,for compress/liquefied gas;for conveyance/pack	13	388	216	3.359
39233090	Plastic;carboy,bottle,flask&sim,o.t multilayer fibreglass containers,for compress/liquefied gas;for conveyance/packing	225.587	449.702	1.227.391	2.821.474
39234010	Spools, cops, bobbins and similar supports, suitable for use with the machines of heading 84.44, 84.45 or 84.48	-	6.498	-	37.295
39234090	Spools, cops, bobbins and similar supports, not for use with the machines of heading 84.44, 84.45 or 84.48	38.991	125.562	228.868	735.456
39235000	Spools, cops, bobbins & similar supports; stoppers, lids, caps & other closures, for the conveyance or packing of goods	220.084	438.558	1.854.091	3.730.538
39239010	Spools, cops, bobbins & similar supports; toothpaste tubes	5.258	26.020	36.350	153.408

Tabel 3 : Ekspor Indonesia menurut Komoditi (Kode HS 8 digit)

Februari 2022

Kode H S	Uraian golongan barang	Berat bersih (Kg)		Nilai F.O.B. (U S \$)	
		Bulan ini	Kumulatif	Bulan ini	Kumulatif
(1)	(2)	(3)	(4)	(5)	(6)
39239090	Spools, cops, bobbins & similar supports; other than toothpaste tubes	1.578.816	3.092.284	4.299.218	10.008.128
39241010	Plastics; tableware and kitchenware, of melamine	53.756	119.470	228.651	350.198
39241090	Plastics; tableware and kitchenware, other than of melamine	563.421	1.144.686	3.810.085	8.028.075
39249010	Plastics;Plastics; household articles and hygienic or toilet articles, bed pans, urinals (portable type) /chamber-potss	11	12	123	248
39249030	Plastics; household articles and hygienic or toilet articles supplementary feeding system for babies	219	238	7.580	7.865
39249090	Plastics; household articles and hygienic or toilet articles n.e.c in heading no. 3924	335.435	1.185.961	2.403.702	5.921.585
39251000	Plastics; reservoirs, tanks, vats & similar containers, of a capacity exceeding 300 l	31.994	48.264	191.591	242.978
39252000	Plastics; doors, windows & their frames & thresholds for doors	11.087	31.392	30.420	70.990
39253000	Plastics; shutters, blinds (including Venetian blinds) & similar articles & parts thereof	60.929	98.971	550.796	998.850
39259000	Plastics; builders' ware, n.e.c. or included in heading no. 3925	143.346	340.222	492.857	1.221.942
39261000	Plastics; office or school supplies	342.726	655.186	1.349.793	2.487.050
39262060	Plastics; articles of apparel used for protection from chemical substances, radiation or fire	857	857	19.041	19.041
39262090	Plastics; articles of clothing accessories (including gloves, mittens & mitts)	95.441	217.834	1.744.067	4.048.844
39263000	Plastics; fittings for furniture, coachwork or the like	29.338	123.003	222.910	662.871
39264000	Plastics; statuettes and other ornamental articles	74.320	143.704	400.723	732.802
39269010	Plastics; floats for fishing nets	6.572	8.976	25.987	36.443
39269020	Plastics; fans and handscreens, frames and handles therefor, and parts thereof	11.030	25.321	65.965	130.610
39269032	Plastics; hygienic, medical and surgical articles, plastic moulds with denture imprints	-	4	-	10
39269039	Plastics; hygienic, medical and surgical articles, other than plastic moulds with denture imprints	31.866	82.024	716.259	1.795.049
39269041	Plastics; safety and protective devices, police shields	6	39	21	50
39269042	Plastics; safety and protective devices, protective masks for use in welding and similar work	1	12.403	28	41.581
39269049	Plastics; safety and protective devices, other than HS 3926.90.41 - 3926.90.44	24.130	44.056	346.751	586.862
39269053	Plastics; articles for industrial uses, transmission or conveyor belts or belting	1.941	3.783	71.079	128.825
39269055	Plastics; articles for industrial uses, plastic J-hooks or bunch blocks for detonators	-	12	-	600
39269059	Plastics; articles for industrial uses, other than HS 3926.90.53 - 3926.90.55	285.752	534.821	3.137.321	6.107.668
39269060	Plastics; poultry feeders	67	6.807	1.032	38.723
39269070	Plastics; padding for articles of apparel or clothing accessories	14.993	14.996	45.861	45.876
39269081	Plastics; shoe lasts	2.757	4.714	32.595	62.855
39269082	Plastics; prayer beads	130	392	2.681	14.341
39269089	Plastics; cards for jewellery or small objects of personal adornment	37.254	47.180	157.600	256.504
39269092	Plastics; empty capsules of a kind suitable for pharmaceutical use	1	29	2.497	2.681
39269099	Plastics; n.e.c. in heading no. 3923	769.675	1.768.123	5.314.198	11.510.558
40011011	Centrifuged concentrate natural rubber latex, exceeding 0.5 % by volume of ammonia content	68.000	223.000	181.800	464.600
40011019	Non-centrifuged concentrate natural rubber latex, exceeding 0.5 % by volume of ammonia content	86	96	392	20.392
40011029	Non-centrifuged concentrate natural rubber latex, not exceeding 0.5 % by volume of ammonia content	36	36	35	35
40012110	Natural rubber in smoked sheets, RSS Grade 1	2.929.388	7.091.005	5.724.101	13.722.772
40012150	Natural rubber in smoked sheets, RSS Grade 5	7.006	7.006	10.089	10.089

Tabel 3 : Ekspor Indonesia menurut Komoditi (Kode HS 8 digit)

Februari 2022

Kode H S	Uraian golongan barang	Berat bersih (Kg)		Nilai F.O.B. (U S \$)	
		Bulan ini	Kumulatif	Bulan ini	Kumulatif
(1)	(2)	(3)	(4)	(5)	(6)
40012190	Smoked sheets, other than RSS Grade 1 to 5	1	1	2	2
40012210	Technically specified natural rubber (TSNR) 10	5.176.080	17.786.160	9.530.910	32.437.610
40012220	Technically specified natural rubber (TSNR) 20	147.735.634	324.390.135	269.201.401	588.008.333
40012230	Technically specified natural rubber (TSNR) L	20.160	20.160	41.126	41.126
40012240	Technically specified natural rubber (TSNR) CV	564.480	1.552.320	1.115.332	2.936.989
40013020	Jelutong in primary forms	18.000	18.000	162.000	162.000
40013090	Balata, guttapercha, guayule, chicle & similar natural gums not in primary forms	1.000	31.968	7.820	171.813
40021100	Styrene-butadiene rubber (SBR), carboxilated styrene-butadiene rubber (XSBR), in latex form	2.309.100	5.837.414	2.255.476	5.422.081
40021910	SBR, XSBR other than latex, in primary forms or in vulcanised, uncompound plates, sheets, or strips	5.248	10.495	55.175	127.853
40021990	SBR, XSBR, other than latex, other than in primary forms or in vulcanised, uncompound plates, sheets, or strips	2.560.332	4.268.929	5.340.756	9.292.593
40022090	Synthetic rubber, Butadiene rubber (BR) other than in primary forms	2.462.627	6.521.642	4.750.755	14.196.671
40023190	Isobutene-isoprene (butyl) rubber (IIR), other than unvulcanised, uncompound plates, sheets or strip	9	9	293	293
40024990	Chloroprene (chlorobutadiene) rubber(CR) other than latex, other than in primary forms	7.600	7.600	3.814	3.814
40026090	Isoprene rubber (IR) other than in primary forms	1.186	2.595	27.238	59.446
40027010	Ethylene-propylene-non-conjugated diene rubber (EPDM), in primary forms	2	6	6	181
40027090	Ethylene-propylene-non-conjugated diene rubber (EPDM), other than in primary forms	4	4	109	109
40028010	Mixture of natural rubber latex with syntetic rubber latex	322.560	524.160	556.421	913.290
40028090	Mixtures of product of 40.01 with product of 40.02 other than mixture of natural rubber latex with syntetic rubber latex	443.520	1.471.680	824.871	2.689.157
40029990	Synthetic rubber, oth than latex, n.e.c in 40.02, oth than primary forms/unvulcanised/uncompounded plates, sheets/strip	-	9	-	8
40030000	Reclaimed rubber in primary forms or in plates, sheets or strip.	698.933	2.309.849	469.395	1.281.183
40040000	Waste, parings & scrap of rubber (other than hard rubber) & powders & granules obtained therefo	248.750	415.350	52.675	94.993
40051010	Compounded of natural gums with carbon black or silica, unvulcanised, in primary forms or in plates, sheets or strip	1.445.556	2.903.222	4.344.542	8.829.782
40051090	Compounded rubber, oth than natural gums with carbon black/silica, unvulcanised, in primary forms/in plates,sheets/strip	166.539	686.492	397.955	1.467.215
40059190	Compounded rubber other than of natural gums, other than 4005.10 and 4005.20, unvulcanised, in plates, sheets amd strip	54.638	80.424	146.163	184.051
40059910	Compounded rubber, latex, other than 4005.10 and 4005.20, unvulcanised, other than in primary forms	432	432	457	457
40059920	Natural rubber compounded with substances other than carbon or silica, unvulcanised, in primary forms	-	1	-	20
40059990	Compounded rubber,nec in sub heading 4005.10 & nec in sub heading 4005.20, in primary forms, nec in sub heading 4005.99	164.497	349.699	346.251	729.875
40069019	Form of unvulcanised rubber, of natural gums, other than articles or ôCamel-backö strips for retreading rubber tyres	-	42	-	629
40069090	Form and article of unvulcanised rubber, other than natural gums or ôCamel-backö strips for retreading rubber tyres	33	180	557	9.851
40070000	Vulcanised rubber thread and cord.	280.375	435.350	1.660.958	2.643.329
40081110	Plates, sheets & strip of vulcanised cellular rubber, exceeding 5 mm in thickness, lined with textile fabric on one side	47	202	47	285
40081120	Plates, sheets and strip of vulcanised cellular rubber, not exceeding 5 mm in thickness, floor tiles and wall tiles	-	15	-	15

Tabel 3 : Ekspor Indonesia menurut Komoditi (Kode HS 8 digit)

Februari 2022

Kode H S	Uraian golongan barang	Berat bersih (Kg)		Nilai F.O.B. (U S \$)	
		Bulan ini	Kumulatif	Bulan ini	Kumulatif
(1)	(2)	(3)	(4)	(5)	(6)
40081190	Plates, sheets and strip of vulcanised cellular rubber, other than 4008.11.10 and 4008.11.20	274	276	2.193	7.242
40081900	Vulcanised celullar rubber (other than hard rubber), other than plates, sheets and strip	4.523	5.543	40.943	54.784
40082110	Plates, sheets and strip of vulcanised non-celullar rubber, > 5 mm in thickness, lined with textile fabric on one side	18.019	31.410	29.293	58.160
40082190	Plates, sheets and strip of vulcanised non-celullar rubber, other than 4008.21.10 - 4008.21.90	146.412	228.791	274.336	417.830
40082900	Vulcanised non-celullar rubber (other than hard rubber), other than plates, sheets and strip	31	1.326	6.095	16.345
40091100	Tubes, pipes & hoses, vulcanised rubber o.t hard rubber, not reinforced/othwise combined with oth materials without fittings	25.846	56.436	213.719	484.620
40091290	Tubes, pipes & hoses, vulcanised rubber o.t hard rubber, not reinforced/combined w/ oth material with fittings, o.t 4009.12.10	8.595	15.396	167.575	329.765
40092190	Tubes, pipes & hoses of vulcanised rubber o.t hard rubber, reinforced/combined with metal, without fittings, o.t 4009.21.10	144.580	473.657	361.323	1.338.309
40092290	Tubes, pipes & hoses of vulcanised rubber o.t hard rubber, reinforced or combined with metal, with fittings, o.t 4009.22.10	29.758	48.090	170.555	280.949
40093110	Mining slurry suction & discharge hoses, vulcanised rubber o.t hard rubber, reinforced/combined w/textile, without fittings	-	23	-	92
40093191	Fuel/heater/water hoses, reinforces/combined w/textile, used on motor vehicles of 87.02, 87.03, 87.04/87.11, without fittings	64.085	121.824	849.418	1.689.438
40093199	Tubes, pipes & hoses of vulcanised rubber o.t hard rubber, reinforced/combined w/textile, without fittings, n.e.c in 4009.31	629	3.219	17.022	34.155
40093290	Tubes, pipes & hoses of vulcanised rubber o.t hard rubber, reinforced/combined with textile, with fittings, n.e.c in 4009.32	354	699	16.933	35.415
40094110	Rubber hose used for gas stove, vulcanised rubber o.t hard rubber, reinforced/combined with oth materials, without fittings	366	668	16.161	33.079
40094190	Tubes/pipes & hoses, vulcanised rubber o.t hard rubber, reinforced/combined w/oth materials, without fittings o.t 4009.41.10	9.403	34.301	74.843	417.079
40094220	Rubber hose used for gas stove, vulcanised rubber o.t hard rubber, reinforced/combined with other materials, with fittings	1	1	4	4
40094290	Tubes/pipes & hoses, vulcanised rubber o.t hard rubber, reinforced/combined with other materials, with fittings n.e.c 4009.42	124.702	327.167	1.036.730	2.453.896
40101100	Conveyor belts or belting, of vulcanised rubber, reinforced only with metal	-	2	-	90
40101200	Conveyor belts or belting, of vulcanised rubber, reinforced only with textile materials	15.294	29.976	99.440	218.940
40101900	Conveyor belts or belting, of vulcanised rubber, other than reinforced only with metal or textile material	1.373	2.477	1.839	4.520
40103100	Endless transmission belts trapezoidal cross-section (V-belts), V-ribbed, vulc rubber, outside circum > 60 cm but not < 180 cm	418.604	782.338	3.097.920	5.941.442
40103200	Endless transm belts trapezoidal cross-section (Vbelts), oth thn V-ribbed, outside circum excee 60 cm but not excee 180 cm	18.398	31.463	213.194	362.484
40103300	Endless transmission belts trapezoidal cross-section (Vbelts), V-ribbed, outside circum excee 180 cm but not excee 240 cm	-	46	-	613

Tabel 3 : Ekspor Indonesia menurut Komoditi (Kode HS 8 digit)

Februari 2022

Kode H S	Uraian golongan barang	Berat bersih (Kg)		Nilai F.O.B. (U S \$)	
		Bulan ini	Kumulatif	Bulan ini	Kumulatif
		(1)	(2)	(3)	(4)
40103400	Endless transm belts trapezoidal cross-section (Vbelts),oth thn Vribbed,outside circum excee 180 cm but not excee 240 cm	7.487	14.139	41.367	86.755
40103500	Endless synchronous belts, of an outside circumference exceeding 60 cm but not exceeding 150 cm, of vulcanised rubber	406	542	15.468	20.466
40103900	Transmission belts or belting, of vulcanised rubber, other than 4010.31.00-4010.36.00	240.206	502.791	1.672.295	3.885.188
40111000	New pneumatic tyres, of rubber, of a kind used on motor cars (including station wagons and racing cars)	29.581.545	67.971.389	107.033.129	235.435.537
40112010	New pneumatic tyres, of rubber, of a kind used on buses or lorries, of a width not exceeding 450 mm.	2.356.444	4.757.444	7.359.419	14.355.536
40112090	New pneumatic tyres, of rubber, of a kind used on buses or lorries, of a width not less than 450 mm.	13.077	38.048	47.049	126.256
40113000	New pneumatic tyres, of rubber, of a kind used on aircraft.	205	26.254	36.000	358.713
40114000	New pneumatic tyres, of rubber, of a kind used on motorcycles.	2.988.356	5.811.088	12.042.378	23.144.132
40115000	New pneumatic tyres, of rubber, of a kind used on bicycles.	1.461.477	3.230.266	9.928.803	21.782.004
40117000	New pneumatic tyres, of rubber, of a kind used on agricultural or forestry vehicles and machines.	370.099	969.616	1.204.727	3.155.437
40118011	New pneumatic tyres used on tractors machinery of head 8429-8430,forklifts,wheelbarrows/oth industrial vehicles&machines	890.565	2.307.849	2.819.737	7.149.644
40118021	New pneumatic tyres,of a kind use on tractor,machinery of head 8429-8430,forlift/oth industri vehicle&machine,rim >61cm	-	5	-	5
40118029	New pneumatic tyres, oth kind use on tractor,machinery of head 8429-8430, forklift/oth industri vehicle&machine,rim >61cm	-	6.509	-	2.095
40119010	New pneumatic tyres, of rubber, of a kind used on vehicles of Chapter 87.	50	50	100	100
40119020	New pneumatic tyres, of rubber, of a kind used onon machinery of heading 84.29 or 84.30.	21.958	51.373	67.185	163.596
40119090	New pneumatic tyres, of rubber, n.e.c. in heading 4011 of a width not exceeding 450 mm	85.500	210.670	257.796	647.460
40121100	Retreaded tyres of rubber, of a kind used on motor cars (including station wagons and racing cars)	-	102	-	301
40121290	Retreaded tyres of rubber, of a kind used on buses or lorries, of a width exceeding 450 mm	1.879	3.502	8.653	13.037
40121300	Retreaded tyres of rubber, of a kind used on aircraft	27.929	69.082	12.555	25.985
40121990	Retreaded tyres of rubber, n.e.c. sub heading 4012.12-sub heading 4012.19	3.754	18.287	11.368	26.623
40122029	Used pneumatic tyres of rubber, of a kind used on buses or lorries, of a width exceeding 450 mm	9	9	21	21
40122030	Used pneumatic tyres of rubber, of a kind used on aircraft	4.300	4.300	7.525	7.525
40129014	Solid tyres exceeding 250 mm in external diameter, of a width not exceeding 450 mm	14.826	14.826	25.293	25.293
40129016	Rubber, tyres, other solid tyres exceeding 250 mm in external diameter, of a width exceeding 450 mm	2.300	2.300	305	305
40129019	Rubber, tyres, other solid tyres not exceeding 250 mm in external diameter, of a width not exceeding 450 mm	80.019	144.595	417.876	730.345
40129070	Replaceable tyre treads of rubber, of a width not exceeding 450 mm	-	14.889	-	33.501
40129080	Tyre flaps of rubber	12.712	17.945	24.832	37.050
40129090	Retreaded/used pneumatic tyres of rubber, solid/cushion tyres, tyre treads & flaps, n.e.c in heading 4012	-	1.273	-	2.818
40131011	Inner tubes of rubber,of a kind used on motor cars,suitable for fitting to tyres of a width < 450 mm	12.127	21.079	32.284	63.574
40131019	Inner tubes of rubber,of a kind used on motor cars,suitable for fitting to tyres of a width > 450 mm	230	245	800	813
40131021	Inner tubes of rubber, of a kind used on buses or lorries, suitable for fitting to tyres of a width not exceeding 450 mm	417	417	1.993	1.993

Tabel 3 : Ekspor Indonesia menurut Komoditi (Kode HS 8 digit)

Februari 2022

Kode H S	Uraian golongan barang	Berat bersih (Kg)		Nilai F.O.B. (U S \$)	
		Bulan ini	Kumulatif	Bulan ini	Kumulatif
(1)	(2)	(3)	(4)	(5)	(6)
40132000	Inner tubes of rubber, of a kind used on bicycles	235.889	632.761	1.558.474	4.029.794
40139011	Inner tubes of rubber, kind used on machinery of head 8429 or 8430, suitable for fitting to tyres of a width <=450 mm	265	319	270	381
40139019	Inner tubes of rubber, a kind used on machinery of head 84.29 or 84.30, suitable for fitting to tyres of a width >450 mm	-	75	-	80
40139020	Inner tubes of rubber, of a kind used on motorcycles	59.947	130.125	197.579	476.339
40139031	Inner tubes of rubber, of a kind used on oth vehicles of Chapter 87, suitable for fitting to tyres of a width < 450 mm	4.793	8.129	2.121	3.132
40139091	Inner tubes of rubber, suitable for fitting to tyres of a width not exceeding 450 mm, n.e.c sub heading 4013.90	21.229	37.365	109.917	195.530
40141000	Sheath contraceptives	-	8.023	-	113.660
40149010	Teats for feeding bottles and similar articles	513	692	1.745	2.680
40149040	Stoppers for pharmaceutical use	-	347	-	2.165
40149090	Hygienic/pharmaceutical articles of vulcanised exclude hard rubber, w/or wo/ fittings hard rubber, n.e.c in heading 4014	870	970	3.694	5.009
40151100	Gloves, mittens and mitts for surgical, of vulcanised rubber other than hard rubber	317.805	613.555	7.934.807	14.263.627
40151900	Gloves, mittens and mitts for not surgical, of vulcanised rubber other than hard rubber	4.656.033	9.493.774	27.176.260	57.215.232
40159010	Lead aprons, of vulcanised rubber other than hard rubber	4	489	48	9.653
40159020	Divers' suits (wet suits), of vulcanised rubber other than hard rubber	61	61	3.401	3.401
40159090	Articles apparel & clothing accessories of vulcanised rubber other than hard rubber, n.e.c in heading 4015	296	526	7.178	16.161
40161010	Padding for articles of apparel or clothing accessories, of cellular rubber	61	98	7.831	13.715
40161090	Other articles of cellular rubber, other than padding apparel and floor/wall tiles	13.646	27.665	173.530	370.302
40169110	Mats of vulcanised rubber other than hard rubber, non-cellular rubber	360.803	360.803	553.936	553.936
40169190	Floor coverings other than mats and tiles of vulcanised rubber other than hard rubber, non-cellular rubber	2.041	15.416	14.200	52.251
40169210	Eraser tips of vulcanised rubber other than hard rubber and non-cellular rubber	24	30	50	86
40169290	Erasers other than eraser tips of vulcanised rubber other than hard rubber and non-cellular rubber	5	172	17	358
40169310	Gaskets, washers and other seals of a kind used to insulate the terminal leads of electrolytic capacitors	47.529	126.377	1.254.229	2.628.965
40169320	Gaskets and o-rings, of a kind used on motor vehicles of heading 87.02, 87.03, 87.04 or 87.11	9.317	20.224	486.647	898.145
40169390	Gaskets, washers and other seals of vulcanised rubber other than hard rubber, n.e.c sub heading 4016.93	98.565	210.767	2.650.443	5.587.651
40169400	Boat or dock fenders of vulcanised rubber, whether or not inflatable, other than hard rubber, non-cellular rubber	23.603	54.782	229.412	462.298
40169500	Inflatable articles, other than boat or dock fenders of vulcanised rubber, other than hard rubber, non-cellular rubber	2.061	3.662	12.061	26.723
40169911	Parts&access kind used for vehicles of Chapter 87 for vehicles of head 8702,8703, 8704 or 8705, oth thn weatherstripping	182.514	407.049	2.522.436	5.263.158
40169912	Parts and accessories of vulcanised rubber other than hard rubber, of a kind used for vehicles of heading 87.11	13.539	26.454	164.585	295.394
40169913	Weatherstripping of vulcanised rubber oth thn hard rubber, of a kind used on motor vehicles of heading 8702,8703 or 8704	140.424	256.938	1.285.133	2.468.929
40169915	Parts&accessories of vulcanised rubber oth thn hard rubber, of a kind used for vehicles of head 8709, 8713, 8715 or 87.16	2	2	1	1
40169916	Bicycle mudguards of vulcanised rubber other than hard rubber and non-cellular rubber	160	440	360	960

Tabel 3 : Ekspor Indonesia menurut Komoditi (Kode HS 8 digit)

Februari 2022

Kode H S	Uraian golongan barang	Berat bersih (Kg)		Nilai F.O.B. (U S \$)	
		Bulan ini	Kumulatif	Bulan ini	Kumulatif
(1)	(2)	(3)	(4)	(5)	(6)
40169917	Bicycle parts of vulcanised rubber other than hard rubber and cellular rubber	8	16	55	242
40169918	Bicycle accessories of vulcanised rubber other than hard rubber, non-cellular rubber, other than mudguards & parts	369	704	802	1.813
40169919	Parts&accessories of a kind used for vehicles of Chapter 87 of vulcanised rubber exc hard rubber oth thn 4016.99.11-20	2.169	4.156	17.054	46.727
40169920	Parts and accessories of rotochutes of heading 88.04 of vulcanised rubber other than hard rubber, non-cellular rubber	1	1	103	103
40169930	Rubber bands, of vulcanised rubber other than hard rubber, non-cellular rubber	58	449	310	2.423
40169951	Rubber rollers of vulcanised rubber other than hard rubber, non-cellular rubber	3.253	7.549	72.000	185.221
40169952	Tyre mould bladders of vulcanised rubber other than hard rubber, non-cellular rubber	47	47	2.140	2.140
40169954	Rubber grommets&rubber covers for automotive wiring harnesses of vulcanised rubber oth hard rubber, non-cellular rubber	11.608	21.475	179.349	387.496
40169959	Articles used in machinery/mechanical/electric appliances/oth technical uses,noncellular rubber,nec HS 40169951-40169954	22.653	40.759	587.604	1.171.648
40169960	Rail pads of vulcanised rubber other than hard rubber, non-cellular rubber	490	707	7.040	10.402
40169970	Structural bearings including bridge bearings of vulcanised rubber other than hard rubber, non-cellular rubber	1.678	2.521	14.196	22.129
40169991	Table coverings of vulcanised rubber other than hard rubber, non-cellular rubber	22	182	9.473	14.739
40169999	Articles of vulcanised rubber other than hard rubber, non-cellular rubber, n.e.c in 4016	49.092	97.414	728.256	1.400.949
40170010	Floor tiles and wall tiles of hard rubber (for example ebonite)	598	1.042	23.040	42.989
40170020	Articles of hard rubber other than floor tiles and wall tiles	94	9.264	220	7.403
40170090	Articles of hard rubber n.e.c in heading 4017	934	4.793	5.898	24.920
41021000	Raw skins of sheep or lambs with wool on	-	212	-	506
41044100	Tanned/crust hides & skins in the dry state,full grains,upsplit & grains split of bovine vegetable tanned	5	5	19	19
41044900	Tanned/crust hides & skins in the dry state,other than full grains,upsplit & grains split of bovine vegetable tanned	78	327	1.363	8.862
41053000	Tanned/crust skins of sheep/lambs,in the dry state (crust), wo/wool on,won split,but not further prepared	137	137	11.552	11.552
41063200	Tanned/crust hidesskins of swine, in the dry state (crust),wo/wool/hair on,whether/not split,but not further prepared	208	1.208	6.328	7.938
41064000	Tanned or crust hides and skins of reptiles, without wool or hair on, whether or not split, but not further prepared.	6.790	14.167	1.209.113	2.289.457
41071200	Leather further prepared after tanning/crusting of bovine/equine animal,whole hides and skins, grains split	103.004	191.453	2.119.994	3.926.841
41071900	Leather further prep after tanning/crusting of bovine/equine animal,whole hide&skin,o.th full grain,unsplit,grains split	61.471	126.966	1.656.532	3.447.092
41079100	Leather,other than whole hides and skins further prepared after tanning/crusting whole hides & skins,full grains,unsplit	780	780	25.706	25.706
41079200	Leather,other than whole hides and skins further prepared after tanning/crusting whole hides & skins, grain splits	168	1.663	2.871	36.065
41079900	Leather,oth thn whole hides&skins further prepared after tanning/crusting whole hides & skins,exc full/no grains,unsplit	146.414	328.377	385.893	668.847
41120000	Leather further prepared after tanning/ crust,of sheep/lamb wo/wool on,split/not,other than leather of heading 41.14	19.481	31.275	1.982.196	3.096.244
41131000	Leather further prepared after tanning or crusting includ parchment-dressed leather, w/o wool/hair,of goats or kids	12.128	24.424	466.815	952.151
41133000	Leather further prepared after tanning or crusting includ parchment-dressed leather, w/o wool/hair,of reptiles	-	548	-	81.381

Tabel 3 : Ekspor Indonesia menurut Komoditi (Kode HS 8 digit)

Februari 2022

Kode H S	Uraian golongan barang	Berat bersih (Kg)		Nilai F.O.B. (U S \$)	
		Bulan ini	Kumulatif	Bulan ini	Kumulatif
		(1)	(2)	(3)	(4)
41139000	Leather further prepared after tanning/crusting includ parchment-dressed leather oth thn goats/kids, swine,& reptiles	1.119	3.295	168.586	582.444
41141000	Chamois (including combination chamois) leather	-	1	-	1
41142000	Patent leather and patent laminated leather, metallised leather	4	4	92	92
41151000	Composition leather with a basis of leather or leather fibre, in slabs, sheets or strip, whether or not in rolls	22.807	48.662	406.372	1.017.615
41152000	Parings & oth waste of leather/composition leather,not for manufacture leather articles,leather dust,powder & flour	1.456	2.808	39.118	77.748
42010000	Saddlery & harness for any animal (traces,leads,knee pads,muzzles,saddle cloths,saddle bags,dog coats),of any material.	23.803	23.803	490.643	490.643
42021110	Cases & containers,suit-case/brief-case with outer surface of leather/composition leather,max dimensions 56cmx45cmx25 cm	684	4.156	3.849	11.280
42021190	Cases & containers,suit-case/brief-case with outer surface of leather/composition leather,dimension more 56cmx45cmx25 cm	20.457	52.288	330.669	739.550
42021211	School satchels with outer surface of vulcanised fibre	834	835	31.637	31.704
42021219	School satchels with outer surface other than vulcanised fibre	286.380	544.150	4.837.290	9.007.102
42021299	Cases & containers,suit-case/brief-case with other than outer surface vulcanised fibre, other than school satchels	338.205	801.623	2.661.418	6.085.224
42021920	Trunks,suit-cases,vanity-cases executive-cases,brief-cases,school satchels & similar container,paperboard outer surface	2.296	5.749	2.744	2.968
42021990	Trunks,suit-cases,vanity-cases,executive-cases,brief-cases,school satchel&similar container, outer srface oth paperboard	6.120	17.306	35.592	115.529
42022100	Handbags,whether/ not with shoulder strap,incld those without handle,outer surface of leather/ composition leather	266.281	600.137	10.368.346	23.607.447
42022200	Handbags,won w/shoulder strap,incl those wo handle w/outer surface of sheeting of plastics/of textile materials	1.180.213	2.758.703	18.622.097	43.295.110
42022900	Handbags, whether or not with shoulder strap, including those without handle, oth thn sub heading 4202.21 - 4202.22	46.432	99.651	774.722	1.458.043
42023100	Articles of a kind normally carried in the pocket or in the handbag,with outer surface of leather or composition leather	3.120	13.092	157.446	776.884
42023200	Articles of a kind normally carried in pocket/in the handbag,w/outer surface of sheeting plastics or textile materials	7.826	27.575	405.891	1.229.922
42023900	Articles of a kind normally carried in pocket/in the handbag, oth thn sub heading 4202.31 - 4202.32	468	1.026	27.248	52.518
42029111	Cases and containers, bowling bags with outer surface of leather or of composition leather	1.207	3.764	86.637	308.067
42029119	Cases and containers, sports bag other than bowling bags, with outer surface of leather or of composition leather	397	1.567	20.204	67.604
42029190	Cases and containers, other sports bag, with outer surface of leather or of composition leather	21.446	66.871	669.483	2.179.595
42029210	Cases and containers, toiletry bags, of sheeting of plastics	532	1.775	11.696	55.270
42029220	Cases and containers, bowling bags sheeting of plastics or of textile materials	74.879	157.677	941.372	1.932.122
42029290	Cases and containers, other than toiletry bags and bowling bags, of sheeting of plastics	2.807.206	5.366.850	46.598.358	92.053.683
42029920	Cases and containers, other article, of copper	-	363	-	4.037
42029990	Cases & containers; nec in head 4202,of vulcanised fibre/of paperboard/wholly/mainly covered with such materials/w paper	19.231	56.314	258.991	645.289

Tabel 3 : Ekspor Indonesia menurut Komoditi (Kode HS 8 digit)

Februari 2022

Kode H S	Uraian golongan barang	Berat bersih (Kg)		Nilai F.O.B. (U S \$)	
		Bulan ini	Kumulatif	Bulan ini	Kumulatif
(1)	(2)	(3)	(4)	(5)	(6)
42031000	Apparel, articles of apparel, of leather or of composition leather	56.619	125.063	2.590.872	5.762.959
42032100	Clothing accessories, gloves, mittens and mitts, specially designed for use in sports, of leather or composition leather	139.540	296.279	10.422.728	22.082.771
42032910	Clothing accessories, protective work gloves, of leather or composition leather	11.523	35.367	241.419	1.046.106
42032990	Clothing accessories, other than protective work gloves, of leather or composition leather	17.055	32.712	770.075	1.491.229
42033000	Clothing accessories, belts and bandoliers, of leather or of composition leather	1.740	2.747	81.421	112.243
42034000	Clothing accessories; of leather or of composition leather, n.e.c. in heading no. 4203	1.463	3.070	25.899	86.830
42050010	Boot laces, mats, of leather or of composition leather	221	519	2.466	13.039
42050020	Industrial safety belts and harnesses of composition leather	2.708	2.709	18.823	18.848
42050030	Leather strings or chords of a kind used for jewellery or articles of personal adornment of composition leather	286	291	1.978	2.774
42050090	Articles of leather or of composition leather n.e.c in heading 4205	16.749	33.735	2.017.006	3.581.495
43021900	Furskins, tanned/dressed,whole, w/or wo/head,tail/paws,not assembled, oth thn of mink, other than those of heading 43.03	38	7.914	350	45.165
43031000	Furskin articles; apparel and clothing accessories	-	21	-	623
43039090	Furskin articles; apparel and clothing accessories, n.e.c in heading 4303	9.536	9.536	126.848	126.848
44011100	Fuel wood, in logs, in billets, in twigs, in faggots or in similar forms, from coniferous	-	1.475	-	19.521
44011200	Fuel wood, in logs, in billets, in twigs, in faggots or in similar forms, from Non - coniferous	88.485	115.625	38.958	41.943
44012100	Wood in chips or particles, from coniferous	-	5.683	-	1.930
44012200	Wood in chips or particles, from non-coniferous	104.168.150	247.624.890	7.092.490	17.264.508
44013100	Sawdust and wood waste and scrap, agglomerated in logs, briquettes, pellets or similar forms, wood pellets	49.966.348	84.085.970	5.626.788	9.438.210
44013900	Sawdust and wood waste and scrap, agglomerated in logs, briquettes, pellets or similar forms, other than wood pellets	136.766	581.444	79.660	246.743
44014000	Sawdust and wood waste and scrap, not agglomerated	897.658	1.307.836	97.772	202.365
44021000	Wood charcoal (including shell or nut charcoal) of bamboo, whether or not agglomerated.	2.243.790	2.952.539	748.822	1.171.403
44029010	Wood charcoal (including shell or nut charcoal) of coconut shell, whether or not agglomerated.	13.595.502	31.051.489	14.915.201	34.503.837
44029090	Wood charcoal (including shell or nut charcoal) other than bamboo or coconut shell, whether or not agglomerated.	24.607.838	45.996.310	11.929.656	22.965.036
44034910	Tropical wood, other than dark Red Meranti, light Red Meranti and Meranti Bakau, baulks, swalogs and veneer logs	4.243	4.849	31.525	37.415
44042010	Hoopwood, split poles,piles, picket & the like of non- coniferous, chipwood	24.255	104.869	12.802	35.715
44050020	Wood flour	284.652	729.452	76.654	143.222
44071100	Wood,coniferous,of pine (Pinus spp),sawn/chipped lengthwise,sliced/peeled,won planed,sanded/end-jointed,of thickness>6mm	6.813	52.002	10.927	61.934
44071200	Wood,coniferous,of fir (Pinus spp)&spruce,sawn/chipped lengthwise,sliced/peeled,won planed,sanded/end-jointed, thick>6mm	1.427	2.353	8.240	12.589
44071900	Wood,coniferous, n.e.c sub head 4407.11-4407.12,sawn/chipped, sliced/peeled, won planed, sanded/end-jointed,of thick>6mm	67.277	110.034	347.300	652.249
44072110	Wood, tropical wood,of mahogany (Swietenia spp),planed,sanded or end-joint	78.511	173.598	77.665	170.751
44072210	Wood, tropical wood of virola, imbuia and balsa, planed, sanded or end-joint	15.945	45.475	27.940	72.886
44072511	Wood, tropical wood of dark red maranti, light red meranti & meranti bakau, planed, sanded or end-joint	209.432	435.221	357.796	793.706

Tabel 3 : Ekspor Indonesia menurut Komoditi (Kode HS 8 digit)

Februari 2022

Kode H S	Uraian golongan barang	Berat bersih (Kg)		Nilai F.O.B. (U S \$)	
		Bulan ini	Kumulatif	Bulan ini	Kumulatif
		(1)	(2)	(3)	(4)
44072610	Wood, tropical wood of white Lauan, white meranti, white seraya, yellow meranti and alan, planed, sanded or end-joint	3.537	4.035	4.031	4.766
44072911	Wood, tropical wood of jelutong (Dyera spp),planed,sanded or end-joint	333.475	655.902	546.723	1.046.502
44072921	Wood, tropical wood of kapur (Dryobalanops spp), planed,sanded or end-joint	9.000	24.580	14.871	23.943
44072931	Wood, tropical wood of kempas (Koompassia spp),planed,sanded or end-joint	10.722	10.722	6.601	6.601
44072941	Wood, tropical wood of keruing (Dipterocarpus spp),planed,sanded or end-joint	81.562	215.685	78.636	192.179
44072961	Wood, tropical wood of teak (Tectona spp), planed,sanded or end-joint	2.652	2.652	9.322	9.322
44072971	Wood, tropical wood of balau (Shorea spp),planed,sanded or end-joint	8.856	48.932	5.453	52.182
44072991	Wood, tropical wood of jongkong (Dactylocladus spp.) and merbau (Intsia spp.), planed, sanded or end-jointed	-	29.480	-	30.636
44072994	Wood, tropical wood of albizia (Paraserianthes falcataria), planed, sanded or end-jointed	9.834	102.058	7.070	81.193
44072996	Wood, tropical wood, of rubber (Hevea brasiliensis), planed, sanded or end-jointed	3.116.017	5.432.980	1.693.119	2.933.876
44072998	Wood sawn other than hs 4406.29.91 - 4407.29.97, planed, sanded or end-jointed	394.220	884.190	585.349	1.248.338
44079210	Wood, non-coniferous and other than tropical wood of beech (Fagus spp),planed, sanded or end-jointed	1.150	1.318	6.594	7.455
44079910	Wood, non-coniferous and other than tropical wood other than n.e.c sub heading 4407.97, planed, sanded or end-jointed	3.525	17.773	30.433	123.561
44081010	Wood, coniferous, cedar wood pencil slats, Radiata pinewood of a kind used for blockboard manufacture, of coniferous	295.541	529.691	1.567.064	2.833.010
44081030	Wood, coniferous, face veneer sheets, Radiata pinewood of a kind used for blockboard manufacture, of coniferous	3.912	12.474	28.943	62.521
44081090	Wood, coniferous, oth thn cedar wood pencil slats radiata pinewood used for blockboard manufa,oth thn face veneer sheets	-	7.361	-	49.640
44083100	Dark Red Meranti, Light Red Meranti and Meranti Bakau of tropical wood, sheets for veneering, plywood and laminated wood	14.132	24.339	51.034	84.315
44083920	Face veneer sheets of tropical wood other than Red Meranti, Light Red Meranti and Meranti Bakau	303.676	596.742	176.113	252.886
44083990	Wood,tropical wood,oth thn Jelutong wood pencil slats&face veneer sheets,oth Red Meranti,Light Red Meranti&Meranti Bakau	2.080.319	4.772.921	2.408.440	5.666.062
44089010	Face veneer sheets, of non-coniferous and other than tropical wood	2.286.719	5.175.492	2.160.025	4.657.006
44089090	Wood, nec in head 4408, sheets for veneer/plywood, oth wood sawn, slice/peel, whether/not plan, sand/end-join,thick<=6mm	1.100.798	2.268.248	1.417.532	2.518.207
44091000	Wood, coniferous, cotinuously shaped along any of its edgee,ends/faces, won planed,sanded or end-jointed	238.183	624.256	467.816	1.302.965
44092100	Wood, non-coniferous of bamboo, cotinuously shaped along any of its edgee, ends/faces, won planed,sanded or end-jointed	1.440	1.440	5.100	5.100
44092200	Wood,non-coniferous of tropical wood, cotinuously shaped along any of its edgee,ends/faces,won planed,sanded/end-jointed	39.243.144	77.832.654	47.933.859	97.546.447
44092900	Wood, non-coniferous, n.e.c 4409, cotinuously shaped along any of its edgee, ends/faces,won planed,sanded or end-jointed	1.476.315	2.825.254	2.249.736	4.098.667
44101100	Particle board of wood, whether or not agglomerated with resins or other organic binding substances.	3.591.502	6.667.687	952.096	1.748.584

Tabel 3 : Ekspor Indonesia menurut Komoditi (Kode HS 8 digit)

Februari 2022

Kode H S	Uraian golongan barang	Berat bersih (Kg)		Nilai F.O.B. (U S \$)	
		Bulan ini	Kumulatif	Bulan ini	Kumulatif
(1)	(2)	(3)	(4)	(5)	(6)
44111200	Medium density fibreboard (MDF), of a thickness not exceeding 5 mm	7.659.444	27.967.406	3.549.185	11.046.056
44111300	Medium density fibreboard (MDF), of a thickness exceeding 5 mm but not exceeding 9 mm	2.394.749	4.132.229	1.112.193	1.962.592
44111400	Medium density fibreboard (MDF), of a thickness exceeding 9 mm	3.962.803	9.196.455	1.447.395	3.299.284
44119300	Fibreboard of a density exceeding 0.5 g/cm but not exceeding 0.8 g/cm	9.719.113	9.720.634	3.278.889	3.286.144
44121000	Plywood, veneered panels and similar laminated wood, of bamboo	43.204	80.353	27.005	181.780
44123100	Plywood,consisting solely of sheets of wood (not bamboo),each ply 6mm/thinner,with at least 1 outer ply of tropical wood	125.815.214	237.384.585	173.621.351	317.352.700
44123300	Plywood,sheets of wood only, not bamboo, each ply<=6mm, with at least 1 outer ply of alder, ash, beech, birch,cherry,etc	18.170.581	40.416.521	19.513.336	44.879.745
44123400	Plywood,consist only sheets of wood,each ply <6 mm thick, oth w/at least 1 outer ply nonconiferous n.e.c subhead 4412.33	1.416.252	2.876.852	1.136.767	2.291.920
44123900	Plywood,consisting only of sheets of wood (not bamboo), each ply 6mm or thinner,with both outer plies of coniferous wood	4.266.401	4.780.619	4.488.483	5.023.136
44129400	Blockboard, laminboard and battenboard (not bamboo,& other than plywood consisting only of sheets of wood each ply<=6mm)	40.022.161	75.643.936	52.096.805	97.965.359
44129910	Plywood,veneered panels&similar (o.t block,lamin&batten-board, bamboo,&plywood each ply <=6mm), >=1 side faced w plastic	1.196.927	2.089.186	2.504.074	4.772.100
44129920	Plywood,veneered panels&similar (o.t block,lamin&batten-board, bamboo,&plywood each ply <=6mm), >=1 side faced with teak	23.371	36.371	45.977	69.744
44129930	Plywood,veneered panel&similar (o.t block,lamin&batten-board, bamboo, each ply <=6mm),>=1 side faced w oth tropical wood	433.270	740.025	525.287	868.698
44129990	Plywood,veneered panel&similar (o.t block,lamin&batten-board, bamboo, each ply <=6mm),>=1 side faced,nec subhead 4412.99	4.040.856	8.216.041	5.934.893	11.948.943
44130000	Densified wood, in blocks, plates, strips or profile shapes.	-	6.000	-	741
44140000	Wooden frames for paintings, photographs, mirrors or similar objects.	1.023.425	2.088.214	3.630.005	7.445.288
44151000	Wood, cases, boxes, crates, drums and similar packings, cabledrums	131.991	420.591	349.260	848.117
44152000	Wood, pallets, box pallets and other load boards, pallet collars	171.378	423.299	132.622	344.113
44160010	Wood, casks, barrels, vats, tubs and other cooper'sE products and parts thereof; staves.	2.000	2.000	17.707	17.707
44170090	Wood, tools, tool bodies, tool handles, broom or brush bodies and handles, of wood	33.059	324.990	86.878	851.110
44181000	Wood, windows, French windows and their frames	66.044	307.506	211.637	450.584
44182000	Wood, doors and their frames and thresholds	10.157.463	21.326.309	21.987.743	46.067.165
44185000	Wood, shingles and shakes	13.427	17.237	26.617	30.152
44186000	Wood,posts and beams	4.590	26.767	42.251	128.122
44187310	Wood, assembled flooring panels, of bamboo or with at least the top layer (wear layer) of bamboo, for mosaic flooring	6	6	51	51
44187400	Wood, assembled flooring panels, not of bamboo or with at least the top layer (wear layer) of bamboo, for mosaic floors	746	939	6.173	7.802
44187500	Wood, assembled flooring panels, not of bamboo or with at least the top layer (wear layer) of bamboo, multilayer	2.487.989	4.861.182	7.188.367	14.451.744
44187900	Wood, assembled flooring panels, n.e.c in headings 4418.73-4418.75	1.023.037	2.143.903	2.427.903	5.198.939
44189100	Wood, builders' joinery and carpentry of wood n.e.c. in heading no. 4418, of bamboo	-	15	-	573

Tabel 3 : Ekspor Indonesia menurut Komoditi (Kode HS 8 digit)

Februari 2022

Kode H S	Uraian golongan barang	Berat bersih (Kg)		Nilai F.O.B. (U S \$)	
		Bulan ini	Kumulatif	Bulan ini	Kumulatif
		(1)	(2)	(3)	(4)
44189910	Wood, builders' joinery and carpentry of wood n.e.c. in heading no. 4418, other than of bamboo, cellular wood panels	3.840.198	7.935.798	6.236.959	14.184.759
44189990	Wood, builders' joinery and carpentry of wood n.e.c. in heading 4418, oth thn of bamboo, oth thn cellular wood panels	3.385.705	7.481.422	6.135.898	13.846.567
44191100	Tableware and kitchenware, of wood; of bamboo, bread boards, chopping boards and similar boards	94	97	1.278	1.289
44191200	Tableware and kitchenware, of wood; of bamboo, chopsticks	449	881	177	391
44191900	Tableware and kitchenware, of wood; of bamboo, n.e.c. in heading 4419	406	2.069	2.640	33.210
44199000	Tableware and kitchenware, of wood; not of bamboo	799.041	1.596.248	2.580.695	4.931.026
44201000	Wood, statuettes and other ornaments, of wood	1.229.250	2.457.887	5.538.214	10.569.925
44209010	Wood, wooden articles of furniture not falling in Chapter 94	356.712	576.781	912.233	1.880.062
44209090	Wood marquetry and inlaid wood, caskets and cases for jewellery or cutlery, and similar articles, of wood	1.390	15.963	2.891	32.559
44211000	Clothes hangers of wood	3.775	8.402	25.613	70.084
44219110	Spools, cops and bobbins, sewing thread reels and the like of bamboo	22	57	329	445
44219130	Candy sticks, ice-cream sticks and ice-cream spoons of bamboo	0	8	3	241
44219140	Fans and handscreens, frames and handles therefor, and parts thereof of bamboo	5	14	48	133
44219150	Prayer beads of bamboo	31	92	1.385	4.554
44219190	Wood, of bamboo, articles n.e.c. HS 4421.91.10 - HS 4421.91.60	6.095	20.798	17.319	30.095
44219910	Spools, cops and bobbins, sewing thread reels and the like of wood other than of bamboo	-	106	-	793
44219930	Wooden pegs or pins for footwear other than of bamboo	0	9.700	0	40.125
44219970	Wood, fans and handscreens, frames and handles therefor, and parts thereof other than of bamboo	17.142	17.376	66.665	72.948
44219993	Wood, prayer beads other than of bamboo	12	33	283	806
44219994	Wood, other beads other than of bamboo	50	355	3.040	9.412
44219996	Wood, barecore other than of bamboo	37.194.093	76.357.492	21.716.356	44.650.180
44219999	Wood, article of wood, other than bamboo, articles n.e.c. HS 4421.99.93 - HS 4421.99.96	51.465	110.730	69.334	177.835
45011000	Natural cork, raw or simply prepared	534	569	682	713
45019000	Waste cork, crushed, granulated or ground cork	58	58	82	82
45020000	Natural cork,debacked/roughly squared/rectangular blocks,plates,sheets/strip(incl sharpedged blanks for corks/stoppers)	14	54	20	106
45039000	Articles of natural cork, other than corks and stoppers of natural cork	2.229	2.264	1.053	1.576
45041000	Cork; blocks, plates, sheets and strip, tiles of any shape, solid cylinders (including discs), of agglomerated cork	4.736	4.736	49.016	49.016
45049000	Articles of agglomerated cork oth thn blocks,plates,sheets & strip,tiles of any shape, solid cylinders, including discs.	2.195	2.195	23.538	23.538
46012100	Plaiting materials, plaits and similar products of plaiting materials; mats, matting and screens, of bambo	42.669	83.416	113.343	190.225
46012200	Plaiting materials, plaits and similar products of plaiting materials; mats, matting and screens, of rattan	44.466	81.726	694.081	1.186.636
46012900	Plaiting materials, plaits & similar products; mats, matting&screens, of vegetable materials other than bamboo or rattan	39.150	69.097	203.974	400.166
46019210	Plaits and similar products of plaiting materials, whether or not assembled into strips of bamboo	-	299	-	1.403
46019220	Fans and handscreens, frames and handles therefor, and parts thereof of bamboo	3	378	109	372
46019290	Plaiting materials, plaits and similar products of plaiting materials; of bamboo, n.e.c HS 4601.92.10 - HS 4601.92.20	122.848	224.973	139.220	266.439
46019310	Plaits and similar products of plaiting materials, whether or not assembled into strips of rattan	4.239	17.457	22.153	277.912

Tabel 3 : Ekspor Indonesia menurut Komoditi (Kode HS 8 digit)

Februari 2022

Kode H S	Uraian golongan barang	Berat bersih (Kg)		Nilai F.O.B. (U S \$)	
		Bulan ini	Kumulatif	Bulan ini	Kumulatif
(1)	(2)	(3)	(4)	(5)	(6)
46019320	Fans and handscreens, frames and handles therefor, and parts thereof of rattan	3.024	5.125	60.324	101.395
46019390	Plaiting materials, plaits and similar products of plaiting materials; of rattan, n.e.c HS 4601.93.10 - HS 4601.93.20	5.103	7.166	106.922	141.002
46019410	Plaits and similar products of plaiting materials, whether or not assembled into strips of vegetable materials	385	1.114	18.127	79.600
46019420	Fans and handscreens, frames and handles therefor, and parts thereof of vegetable materials	-	14	-	216
46019490	Plaiting materials, plaits&similar products of plaiting materials,of vegetable materials,n.e.c HS 4601.94.10- 4601.94.20	3.764	5.761	22.861	40.562
46019920	Plaits and similar products of plaiting materials, whether or not assembled into strips	4.228	4.696	36.656	46.210
46019990	Plaiting materials,plaits&similar prod of plaiting material, product of non-vegetable materials,nec HS 46019910-46019930	40.338	86.436	62.598	217.800
46021110	Travelling bags and suitcases of bamboo	8	8	256	256
46021190	Basketwork, wickerwork and other articles; of bamboo, n.e.c HS 4602.11.10 - HS 4602.11.20	197.316	352.329	695.320	1.499.511
46021210	Travelling bags and suitcases of rattan	91.319	231.892	616.504	1.544.330
46021220	Envelopes for bottles of rattan	32	42	25	56
46021290	Basketwork, wickerwork and other articles; of rattan, n.e.c HS 4602.12.10 - HS 4602.12.20	1.028.491	2.289.565	5.132.329	11.704.308
46021910	Travelling bags and suitcases of vegetable materials other than of bamboo and rattan	79.401	108.530	579.791	788.422
46021990	Basketwork, wickerwork and other articles; of vegetable materials, n.e.c HS 4602.19.10 - HS 4602.19.20	507.692	1.197.322	3.407.768	7.639.859
46029010	Travelling bags and suitcases other than of vegetable materials	31.482	62.537	155.090	417.347
46029090	Basketwork, wickerwork and other articles; other than vegetable materials, n.e.c HS 4602.90.10 - HS 4602.90.20	54.541	117.706	437.166	912.435
47020000	Chemical wood pulp, dissolving grades	105.198.144	205.366.408	64.114.066	125.776.691
47031900	Chemical wood pulp, soda or sulphate, (other than dissolving grades); unbleached, of non-coniferous wood	16.000.000	26.000.000	8.345.700	13.583.200
47032900	Chemical wood pulp, soda or sulphate, (other than dissolving grades); semi-bleached or bleached, of non-coniferous wood	289.909.689	709.341.143	151.852.675	366.567.602
47062000	Pulp of fibres derived from recovered (waste and scrap) paper or paperboard	23.252.401	49.655.486	3.111.690	5.150.733
47069100	Pulps of fibres derived from other fibrous cellulosic material obtained by mechanical processes	162.534	182.851	119.349	132.693
47071000	Recovered (waste and scrap) unbleached kraft paper or paperboard or corrugated paper or paperboard	310.136	620.172	45.779	91.797
47073000	Paper or paperboard; waste and scrap, made mainly of mechanical pulp (e.g newspapers, journals & similar printed matter)	310.260	878.200	119.450	338.107
47079000	Paper or paperboard;waste&scrap, of paper/paperboard n.e.c. sub heading 4707.10 - 4707.30&of unsorted waste&scrap	661.966	1.498.025	75.905	181.829
48010011	Newsprint; Weighing not more than 55 g/m2; In rolls, of a width exceeding 28 cm but not exceeding 36 cm	102.078	202.826	77.483	149.207
48010012	Newsprint; Weighing not more than 55 g/m2; In rolls, other than 4801.00.11	1.977.453	4.340.074	1.376.982	2.919.572
48010024	Newsprint; Weighing >55g/m2; In sheets, square/rectangular, one side >36 cm, & oth side >15 cm in the unfolded state	2.618	2.930	3.174	3.943
48022090	Uncoated paper&paperboard in rolls of >15 cm in width/in rectangular sheet of which no side >36 cm in the unfolded state	2.673	2.673	3.606	3.606
48025490	Carbonising base paper, n.e.c HS code 4802.54.30 - HS 4802.54.50	64.989	236.469	92.552	349.541

Tabel 3 : Ekspor Indonesia menurut Komoditi (Kode HS 8 digit)

Februari 2022

Kode H S	Uraian golongan barang	Berat bersih (Kg)		Nilai F.O.B. (U S \$)	
		Bulan ini	Kumulatif	Bulan ini	Kumulatif
(1)	(2)	(3)	(4)	(5)	(6)
48025569	Paper and paperboard of a kind used for writing, printing and other graphic purposes, of a width exceeding 15 cm	5.550.788	17.276.020	4.185.353	12.025.826
48025590	Paper and paperboard of a kind used for writing, printing and other graphic purposes, other than multi-ply paper	68.131.855	132.494.759	42.789.009	80.433.098
48025641	Paper&paperboard of a kind used for writing,printing&oth graphic purposes,width<36cm in rectangular sheet,unfolded state	16.656.324	35.352.643	13.438.041	28.083.059
48025690	Paper&paperboard,used for writing,printing&oth graphic purposes,40-150 g/m2, 1 side<435mm &oth<297mm,oth multy-ply paper	110.990.269	214.980.048	82.185.486	159.975.167
48025719	Carbonising base paper, with no side <= 36 cm in the unfolded state, weighing 40 g/m2 or more but not more than 150 g/m2	-	7.537	-	18.466
48025729	Paper&paperboard,used for writing, printing&oth graphic purposes, with no side <=36cm,unfolded state, weight 40-150 g/m2	7.016.002	15.792.848	5.386.571	12.123.776
48025790	Paper & paperboard, other than multi-ply paper, unfolded state, weighing 40 g/m2-150 g/m2	25.478.698	56.308.711	18.567.308	40.235.115
48025829	Fancy paper&paperboard,roll width > 15 cm rectangular sheet w/1 side <=36cm&oth side<=15 cm, w >=150 g/m2,unfolded state	9.487	9.487	23.439	23.439
48025831	Ppr&pprboard,for writing, printing&oth graph purpose,roll width>15 cm rect,with no side>36cm,unfolded state, w>=150 g/m2	280.076	303.974	303.041	325.500
48025839	Ppr&pprboard,for writing, printing&oth graph purpose,roll width<=15 cm rect,with no side>36cm,unfolded state,w>=150 g/m2	3.966.976	9.214.815	3.449.187	7.781.151
48025891	Paper & paperboard, weighing 150g/m2 - 225 g/m2, unfolded state, n.e.c HS 4802.58.21- HS 4802.58.40	4.212.824	6.068.023	3.074.079	4.552.528
48025899	Paper & paperboard, weighing less than 150g/m2, unfolded state, n.e.c HS 4802.58.21- HS 4802.58.40	2.004.204	4.499.173	1.789.688	3.845.663
48026220	Fancy ppr&pprboard,w/wtrmrk granitizedFelt,Fibre,vellumAntique-finish/aSpeckBlend,1 side<=435mm&oth<=297mm, unfold state	-	12.801	-	34.388
48030030	Toilet/facial tissue stock, towel or napkin stock and similar paper of cellulose wadding or of webs of cellulose fibres	1	1	3	3
48030090	Toilet/facial tissue stock, towel/napkin stock & similar paper of other than cellulose wedding/webs of cellulose fibres	47.317.557	85.915.093	48.131.342	87.576.184
48042190	Sack kraft paper, unbleached, other than of a kind used for making cement bags	394.496	620.200	250.620	393.444
48042990	Sack kraft paper, bleached, other than of a kind used for making cement bags	5	43.916	20	42.747
48043190	Kraft paper and paperboard weighing 150 g/m2 or less, unbleached, n.e.c HS 4804.31.10 - HS 4804.31.50	820.893	1.346.342	861.403	1.355.371
48043990	Kraft paper and paperboard weighing 150 g/m2 or less, bleached, n.e.c HS 4804.39.10 and HS 4804.39.20	3.349.949	6.407.024	3.565.598	6.643.374
48044190	Kraft paper and paperboard weighing 150 g/m2 - 225 g/m2, unbleached, other than electrical grade insulating kraft paper	14.427	42.949	18.493	46.098
48044290	Ppr&pprboard not used for making food package,bleached uniformly>95% by total of fibre cont of wood fibre by chemically	2.018.228	5.190.810	1.978.290	4.997.819
48051100	Semichemical fluting paper	1.208.165	2.353.061	922.257	1.692.336
48051910	Fluting paper other than semichemical and straw, weighing more than 150 g/m2 but less than 225 g/m2	3.211.309	3.211.309	1.907.266	1.907.266
48051990	Fluting paper other than semichemical and straw, other than weighing less than 150 g/m2 but more than 225 g/m2	38.217.297	67.931.722	18.749.921	33.887.239
48052400	Testliner (recycled liner board), weighing 150 g/m2 or less	635.454	2.575.592	349.101	1.378.887
48052510	Testliner (recycled liner board), Weighing >150 g/m2 and < 225 g/m2	156.192	778.535	82.884	406.227
48052590	Testliner (recycled liner board), weighing equal or more than 225 g/m2	-	56.342	-	30.447

Tabel 3 : Ekspor Indonesia menurut Komoditi (Kode HS 8 digit)

Februari 2022

Kode H S	Uraian golongan barang	Berat bersih (Kg)		Nilai F.O.B. (U S \$)	
		Bulan ini	Kumulatif	Bulan ini	Kumulatif
		(1)	(2)	(3)	(4)
48055000	Felt paper and paperboard	3.402.224	7.064.583	2.185.954	4.725.266
48059190	Paper o.t for packing of flat glass products, resin cont by weight of <=0.6% & manufacture joss paper, weight <=150 g/m2	4.582.064	8.933.920	3.463.357	6.750.035
48059210	Multiply paper and paperboard, uncoated paper and paperboard, in rolls or sheets, weighing >150 g/m2 but <225 g/m2	-	50.888	-	34.349
48059290	Uncoated paper and paperboard, in rolls or sheets, weighing >150 g/m2 but <225 g/m2, other multiply paper and paperboard	398.667	574.566	268.112	396.000
48059310	Multiply paper and paperboard, uncoated paper and paperboard, in rolls or sheets, weighing >=225 g/m2	2.312.333	2.789.176	1.254.998	1.503.019
48062000	Greaseproof papers	2.213.181	3.675.321	3.189.232	5.246.719
48063000	Tracing papers	-	1.383	-	7.369
48064000	Glassine and other glazed transparent or translucent papers	96.947	138.812	163.737	245.706
48070000	Composite paper & paperboard, not surface coated or impregnated, whether or not internally reinforced, in rolls or sheets.	0	0	0	0
48081000	Corrugated paper and paperboard, whether or not perforated	-	806	-	4.124
48089090	Paper and paperboard, other than HS code 4808.90.20 - 4808.90.30	13.975	13.975	16.818	16.818
48092000	Selfcopy paper	3.725.024	10.061.799	5.394.398	13.988.605
48101399	Paper and paperboard, other than of a width of more than 150 mm, in rolls	3.163.481	6.824.308	3.755.122	8.047.803
48101499	Pprboard; coat kaolin/o.t inorganic subs, print/write/graphic, have <10% weight fibre chemi/mechanical, unfold, no side <=360mm	267.716	635.928	244.317	576.966
48101910	Printed, self-record apparatus, no side >360mm unfold state, have <10% weight fibre chemi/mechanical process, side >435mm & 297mm	141.389	303.675	476.469	1.060.158
48101999	Printed, of a kind used for self-recording apparatus, of which no side <=360 mm	1.329.056	4.137.243	1.910.966	5.918.463
48102999	Print, unused for self-record apparatus, in roll of >=150mm/in sheet no side >360mm unfold state, o.t lightweight coat paper	8.983.818	21.928.277	9.514.910	22.916.551
48103290	Kraft paper & paperboard, bleached in rolls <=150 mm width/sheets no side > 360 mm in the unfolded state weighing >150g/m2	231.132	278.879	219.085	277.481
48109290	Paper and paperboard, Multi-ply, in rolls of >150 mm in width or sheets of which side >360 mm in the unfolded state	5.386.749	13.208.212	4.322.526	10.528.917
48109990	Paper & paperboard, other than multi-ply, in rolls of >150mm in width or sheets of which side >360mm in the unfolded state	91.712	91.712	116.402	116.402
48111090	Tarred, bituminised/asphalted pap & papboard, except in Rols, width >15cm/except in Retangular (incl Square) sheet Side <36cm unfolded	17.500	17.500	39.450	39.450
48114120	Gummed/adhesive pap & papboard, self-adhesive, in rolls, width ?15cm/ in rectangular (incl Square) sheets side ?36cm unfolded	6.561	19.246	12.132	34.591
48114190	Gummed/adhesive Pap & papboard, self adhesive, except rolls, width >15cm/except Rectangular (incl Square) sheets Side ?36cm, unfolded	906.932	2.019.746	2.342.208	5.102.839
48114990	Gummed/adhesive pap & papboard, o.t adhesive, except in Rols, width >15cm/ exc in rectang (incl Square) shet Side ?36cm unfolded	-	356	-	2.673
48115920	Ppr & pprboard both faces w/trans film of plastic & w/a lining aluminium foil, liquid food product, bleached, weigh <=150 g/m2	-	550	-	1.071

Tabel 3 : Ekspor Indonesia menurut Komoditi (Kode HS 8 digit)

Februari 2022

Kode H S	Uraian golongan barang	Berat bersih (Kg)		Nilai F.O.B. (U S \$)	
		Bulan ini	Kumulatif	Bulan ini	Kumulatif
		(1)	(2)	(3)	(4)
48115999	Paper&paperboard coated, bleached,weigh<=150g/m2, in roll of >15cm,sheets no side <36cm unfold state,o.t floor covering	2.289.102	5.185.816	3.268.483	7.207.083
48119091	Ppr&pprboard,cellulose wadding&web cellulose fibre,in rolls>15cm rectangular sheet no side>36cm unfold state,floor cover	748	748	1.725	1.725
48119099	Paper, paperboard, cellulose wadding and webs of cellulose fibres n.e.c. HS 4811.90.91 - 4811.90.92	971.310	2.075.833	1.796.258	3.652.654
48131000	Cigarette paper, in the form of booklets or tubes.	175.913	306.708	5.086.272	8.643.726
48132000	Cigarette paper, in rolls of a width not exceeding 5 cm	577.734	1.426.610	1.096.304	2.796.512
48139010	Cigarette paper, in rolls of a width exceeding 5 cm, coated	67.203	179.785	138.806	317.014
48139090	Cigarette paper, in rolls of a width exceeding 5 cm, not coated	94.033	203.590	260.674	611.974
48142090	Wallpaper&similar wall covering,consist of paper coated/covered,on the face side,grained,embossed,coloured,width>60cm	9	23	220	471
48162010	Selfcopy paper, in rolls of a width exceeding 15 cm but not exceeding 36 cm	1.916.993	3.882.991	2.749.723	5.432.248
48162090	Selfcopy paper, in rolls except of a width exceeding 15 cm but exceeding 36 cm	85.575	432.700	126.189	614.860
48169090	Paper; carbon paper&other copying/transfer papers (o.t those of heading no. 4809), n.e.c. HS 4816.20.10-4816.90.50	123.055	352.598	141.444	429.119
48171000	Envelopes	158.732	533.764	315.807	1.012.832
48172000	Letter cards, plain postcards and correspondence cards	-	455	-	5.805
48181000	Toilet paper	1.351.912	2.820.121	1.555.562	3.312.530
48182000	Handkerchiefs, cleansing or facial tissues and towels	3.619.156	8.196.442	5.215.418	11.757.228
48183020	Serviettes	179.569	405.800	290.323	643.456
48189000	Cellulose wadding or webs of cellulose fibres, oth thn hs code 4818.10.00 - 4818.50.00	129.666	167.818	164.088	207.264
48191000	Cartons, boxes and cases, of corrugated paper or paperboard	708.513	1.161.621	1.172.963	1.844.513
48192000	Folding cartons, boxes and cases, of noncorrugated paper or paperboard	518.047	1.251.273	1.504.367	3.237.039
48193000	Sacks and bags, having a base of a width of 40 cm or more	131.049	268.330	329.411	658.578
48194000	Paper&paperboard; sacks&bags, including cones, of paper, paperboard, cellulose wadding/fibres, having a base width <40cm	1.970.548	4.352.581	5.516.272	11.750.809
48195000	Paper&paperboard;packing container,include record sleeve,of paper,paperboard,cellulose wadding/fibre,nec in heading 4819	774.202	1.498.740	2.835.370	5.292.081
48196000	Box files, letter trays, storage boxes and similar articles, of a kind used in offices, shops or the like	39.736	87.316	16.943	32.669
48201000	Registers, account books, note books, order books, receipt books, letter pads, memorandum pads, diaries&similar articles	1.715.510	3.081.302	2.356.748	4.489.727
48202000	Exercise books	2.467.859	4.065.812	3.608.022	5.882.680
48203000	Binders (other than book covers), folders and file covers	127.950	355.010	260.071	705.115
48204000	Manifold business forms and interleaved carbon sets	198.075	557.463	328.407	853.050
48205000	Albums for samples or for collections	8.383	12.904	77.863	194.655
48209000	Registers, account books, note books, order books,etc, other than HS code 4820.10.00-4820.50.00	88.625	177.514	261.737	498.936
48211010	Label for jewellery, incl objects of personal adornment /porsonal use in the pocket, in handbag / on the person, printed	9	660	361	7.510
48211090	Label for jewellery, incl objects of personal adornment /porsonal unuse in the pocket, in handbag/on the person, printed	13	18	867	1.035
48219010	Label for jewellery,incl objects of personal adornment/porsonal use in the pocket, in handbag/on the person, not printed	2	7	18	72

Tabel 3 : Ekspor Indonesia menurut Komoditi (Kode HS 8 digit)

Februari 2022

Kode H S	Uraian golongan barang	Berat bersih (Kg)		Nilai F.O.B. (U S \$)	
		Bulan ini	Kumulatif	Bulan ini	Kumulatif
(1)	(2)	(3)	(4)	(5)	(6)
48219090	Label for jewellery,incl objects of personal adornment/porsonal unuse in the pocket,in handbag/on the person,not printed	280	907	1.961	11.072
48221010	Bobbin, spool, cop supports paper pulp,paper/paperboard(perforated/hardened/not), used for winding textile yarn,cone	232.135	699.667	258.582	805.616
48221090	Bobbin, spool, cop support paper pulp,paper/paperboard(perforated/hardened/not), used for winding textile yarn, o.t cone	-	15.185	-	20.190
48229090	Bobbin, spool, cop support paper pulp,paper/paperboard(perforated/hardened/not),unused for winding textile yarn,o.t cone	169.266	340.388	265.920	535.980
48234090	Rolls, sheets and dials, printed for selfrecording apparatus, not for electromedical apparatus	152.084	218.140	291.218	396.276
48236900	Trays, dishes, plates, cups and the like, of paper or paperboard, o.t of bamboo	903.722	1.856.039	2.957.877	6.130.967
48237000	Moulded or pressed articles of paper pulp	-	1.280	-	4.579
48239020	DisplayCardforJewellery,inclObj ofPersonal adornmentArticlesofpersonal useNormally caried inthepocket,inhandbag/onperson	601.957	1.414.450	411.516	991.051
48239040	Paper tube sets of a kind used for the manufacture of fireworks	6.317	19.702	34.917	97.793
48239070	Fans and handscreens	1	1	7	7
48239092	Joss paper	115.048	346.161	89.806	203.936
48239096	Kraft paper, cut to shape other than rectangular or square	54.842	118.215	95.686	204.333
48239099	Kraft paper, n.e.c. HS code 4823.90.91 - 4823.90.96	383.848	684.193	1.879.910	3.474.499
49011000	Printed books, brochures, leaflets and similar printed matter, in single sheets, whether or not folded	25.428	72.918	76.519	350.921
49019910	Educational, technical, scientific, historical or cultural books	34.539	52.501	106.018	194.176
49019990	Printed books, other than educational, technical, scientific, historical or cultural books	73.103	175.520	345.943	722.215
49021000	Newspapers, journals&periodicals, illustrated &containing advertising material/not, appearing at least four times a week	153	321	120	245
49029010	Educational, technical, scientific, historical or cultural journals and periodicals	9.745	21.381	104.396	215.948
49029090	Newspaper, journals,& periodicals, oth thn educational, technical, scientific,historical/cultural journals & periodicals	42	59	298	586
49030000	Children's picture, drawing or colouring books.	9.477	34.520	35.314	149.698
49059100	Maps&hydrographic/similar charts of all kinds,including atlases,wall maps&topographical plans,printed,In book form	502	744	702	1.928
49059900	Maps&hydrographic /similar charts of all kinds,including atlases,wall maps&topographical plans,printed,not in book form	-	1	-	100
49060000	Plans&drawingsforArchitectural, engineering,industry,trade, topographic,handwriting, photographReproduction&carbonCopies	38	52	5.039	8.247
49070021	Unused postage stamps	5	5	256	256
49070029	Revenue or similar stamps	0	252	2	6.445
49070040	Stock, share or bond certificates and similar documents of title, cheque forms	365	542	8.344	30.579
49070090	Stamp/postage, stampPaper, banknotes, chequeForm, stock, bond certificates&similarDocument, n.e.c HS 49070010-49070040	52.489	196.658	272.750	1.450.339
49081000	Transfers (decalcomanias), vitrifiable	144	5.291	54.909	95.799
49089000	Transfers (decalcomanias), not vitrifiable	358	811	3.506	19.869
49090000	Printed/illustratedPostcard, print CardsBearing, message/ announcements, whit/notillustrated, with/o envelopes/trimmings.	11.142	42.241	61.202	139.126
49100000	Calendars of any kind, printed, including calendar blocks.	1.093	4.773	26.143	64.621

Tabel 3 : Ekspor Indonesia menurut Komoditi (Kode HS 8 digit)

Februari 2022

Kode H S	Uraian golongan barang	Berat bersih (Kg)		Nilai F.O.B. (U S \$)	
		Bulan ini	Kumulatif	Bulan ini	Kumulatif
		(1)	(2)	(3)	(4)
49111010	Catalogues listing only educational, technical, scientific, historical or cultural books and publications	3.937	5.084	20.102	26.314
49111090	adv Material, comercialCatalog, apartCatalogues listing onlyeduca, technic, scient, histori/cultural books&publications	15.748	30.125	168.498	479.181
49119110	Designs	127	699	3.166	8.804
49119129	Pictures and photographs, of a kind to be mounted for instructional purposes, other than Anatomical and botanical	131	1.124	2.603	12.764
49119139	Pictures and photographs, other than kind to be mounted for instructional purposes, other than Anatomical and botanical	1.346	6.064	18.757	50.610
49119910	Printed card for jewellery/small object of person adornment/article of personal use normal carry in the pocket, handbag	11	1.183	63	4.061
49119920	Printed labels for explosives	-	3	-	31
49119930	Printed for educational, technical, scientific, historical or cultural material printed on a set of cards	19	20	10	114
49119990	Printed matter,apart advertsimaterial, commercial catalogues,escPictures, design&photographs,n.e.c HS 49119910-49119930	9.938	62.800	99.743	421.790
50060000	Silk yarn and yarn spun from silk waste, put up for retail sale, silkworm gut.	1.394	6.282	232	32.571
50071030	Woven fabrics of noil silk, Printed by the traditional batik process	0	25	21	101
50071090	Woven fabrics of noil silk, other than Unbleached or bleached and printed by the traditional batik process	0	0	1	1
50072090	Woven fabrics,cont>=85% by weight of silk/of silk waste o.t noil silk, o.t unbleach/bleach&print by traditional batik	100	333	210	921
50079020	Woven fabrics,containing less than 85% by weight/of silk waste other than noil silk, unbleached or bleached	1	1	21	21
50079090	Woven fabrics,cont<85% by weight/of silk waste o.t noil silk,o.t unbleach/bleach&print by traditional batik process	-	25	-	55
51011900	Wool, not carded or combed, greasy, including fleece-washed wool, other than shorn wool	-	1	-	5
51021900	Fine animal hair, not carded or combed, other than of Kashmir (cashmere) goats	-	50	-	450
51072000	Yarn of combed wool, not put up for retail sale, containing less than 85 % by weight of wool	67.677	90.629	101.510	135.323
51091000	Yarn of wool /of fine animal hair, put up for retail sale, containing 85 % /more by weight of wool / of fine animal hair	93	93	57	57
51099000	Yarn of wool/fine animal hair,put up for retail sale, other than containing 85%/more by weight of wool/fine animal hair	-	18	-	26
51100000	Yarn of coarse animal hair or of horsehair (including gimped horsehair yarn), whether or not put up for retail sale.	3.465	6.960	1.163	2.568
51121100	Woven fabrics of combed wool/fine animal hair,containing>=85% by weight of wool/fine animal hair, weight ?200 g/m2	17	39	792	1.604
51121990	Woven fabric of comb wool/fine animal hair,cont>=85%weight of wool/fine animal hair,weight>200g/m2,o.t print trad batik	3	3	30	39
51123000	Woven fabric of combed wool/fine animal hair,cont<85% weight of wool/fine animal hair,mix mainly w/ manmade staple fibre	30	30	1.622	1.622
52010000	Cotton, not carded or combed	270.535	388.850	541.438	790.022
52021000	Cotton yarn waste (including thread waste)	41.906	73.582	72.701	116.289
52029100	Cotton waste, garnetted stock	-	31.971	-	44.208
52029900	Cotton waste, other than yarn waste and garnetted stock	734.181	1.555.477	1.073.851	2.233.490
52030000	Cotton, carded or combed	670.001	2.123.753	1.210.719	3.482.579
52041190	Cotton sewing thread, not put up for retail sale, containing 85 % or more by weight of cotton, bleached	1	34	2	49
52041900	Cotton sewing thread, not put up for retail sale, containing less than 85 % by weight of cotton	2.298	11.112	7.698	19.670

Tabel 3 : Ekspor Indonesia menurut Komoditi (Kode HS 8 digit)

Februari 2022

Kode H S	Uraian golongan barang	Berat bersih (Kg)		Nilai F.O.B. (U S \$)	
		Bulan ini	Kumulatif	Bulan ini	Kumulatif
(1)	(2)	(3)	(4)	(5)	(6)
52042000	Cotton sewing thread, put up for retail sale	785	1.136	511	907
52051100	Single cotton yarn, of uncombed fibres, contain 85%, not for retail sale, measuring 714.29 decitex (14 metric number)	256.428	766.500	603.655	1.591.976
52051200	Single cotton yarn, uncomb fibre, cont 85%, not for retail sale, measure <714.29 but 232.56 decitex (>14 but 43 metric number)	3.509.386	8.518.880	12.096.963	29.960.148
52051300	Single cotton yarn, uncomb fibre, cont 85%, not for retail sale, measure <232.56 but 192.31 decitex (>43 but 52 metric number)	2.220.471	5.169.290	9.469.835	22.037.056
52051400	Single cotton yarn, uncombed fibres, cont 85 %, not for retail sale, measure <192.31 but 125 decitex (>52 but 80 metric number)	1.182.036	2.162.457	4.747.940	8.890.963
52052100	Single cotton yarn, combed fibres, containing 85%, not for retail sale, measuring 714.29 decitex (14 metric number)	-	36.215	-	244.467
52052200	Single cotton yarn, combed fibre, cont 85%, not for retail sale, measure <714.29 but 232.56 decitex (>14 but 43 metric number)	600.258	2.064.024	2.765.232	9.430.750
52052300	Single cotton yarn, combed fibre, cont 85%, not for retail sale, measure <232.56 but 192.31 decitex (>43 but 52 metric number)	2.039.664	3.128.173	9.863.234	15.131.290
52052400	Single cotton yarn, combed fibre, cont 85%, not for retail sale, measure <192.31 but 125 decitex (>52 but 80 metric number)	701.536	1.700.770	3.717.267	8.909.845
52052600	Single cotton yarn, combed fibre, cont 85%, not for retail sale, measure <125 but 106.38 decitex (>80 but 94 metric number)	2.616	3.624	39.806	53.010
52052700	Single cotton yarn, combed fibre, cont 85%, not for retail sale, measure <106.38 but 83.33 decitex (>94 but 120 metric number)	-	5.080	-	42.795
52052800	Single cotton yarn, combed fibre, cont 85%, not for retail sale, measure <83.33 decitex (exceeding 120 metric number)	6.160	13.804	54.745	122.907
52053200	Multiple (folded) / cable cotton yarn, uncomb fibre, cont 85%, not for retail, measure <714.29 but 232.56 decitex (>14 but 43 metric)	40.665	51.846	175.811	229.079
52053300	Multiple (folded) / cable cotton yarn, uncomb fibre, cont 85%, not for retail, measure <232.56 but 192.31 decitex (>43 but 52 metric)	10.796	59.240	51.632	286.776
52053400	Multiple (folded) / cable cotton yarn, uncomb fibre, cont 85%, not for retail, measure <192.31 but 125 decitex (>52 but 80 metric)	21.410	109.657	111.560	502.147
52054300	Multiple (folded) / cable cotton yarn, combed fibre, cont 85%, not for retail, measure <232.56 but 192.31 decitex (>43 but 52 metric)	-	25.402	-	137.600
52054400	Multiple (folded) / cable cotton yarn, combed fibre, cont 85%, not for retail, measure <192.31 but 125 decitex (>52 but 80 metric)	32.818	77.430	200.640	474.197
52054700	Multiple (folded) / cable cotton yarn, comb fibre, cont 85%, not for retail, measure <106.38 but 83.33 decitex (>94 but 120 metric)	7.484	19.391	51.081	132.081
52054800	Multiple (folded) / cable cotton yarn, uncombed fibre, containing 85%, not for retail, measure <83.33 decitex (>120 metric)	-	2.722	-	21.398
52061100	Single cotton yarn, of uncombed fibres, contain <85%, not for retail sale, measuring 714.29 decitex (14 metric number)	1.043.360	2.335.649	1.191.782	2.673.288
52061200	Single cotton yarn, uncomb fibre, cont <85%, not for retail sale, measure <714.29 but 232.56 decitex (>14 but 43 metric number)	966.353	1.935.596	3.452.066	7.186.039
52061300	Single cotton yarn, uncomb fibre, cont <85%, not for retail sale, measure <232.56 but 192.31 decitex (>43 but 52 metric number)	204.626	302.091	750.027	1.124.092

Tabel 3 : Ekspor Indonesia menurut Komoditi (Kode HS 8 digit)

Februari 2022

Kode H S	Uraian golongan barang	Berat bersih (Kg)		Nilai F.O.B. (U S \$)	
		Bulan ini	Kumulatif	Bulan ini	Kumulatif
(1)	(2)	(3)	(4)	(5)	(6)
52061400	Single cotton yarn,uncombed fibres,cont<85 %,not for retail sale,measure<192.31 but ?125decitex(>52but?80 metric number)	62.905	119.869	281.847	534.294
52061500	Single cotton yarn,uncombed fibres,containing <85 %, not for retail sale, measuring <125 (exceeding 80 metric number)	307.929	581.692	1.305.173	2.474.870
52062100	Single cotton yarn,combed fibres, containing <85%,not for retail sale,measuring ?714.29 decitex (?14metric number)	213.758	521.768	149.179	488.833
52062200	Single cotton yarn,combed fibre,cont<85%,not for retail sale,measure <714.29 but ?232.56 decitex(>14but?43metric number)	1.168.110	2.334.174	4.293.293	8.471.400
52062300	Single cotton yarn,combed fibre,cont<85%,not for retail sale,measure <232.56 but ?192.31 decitex(>43but?52metric number)	1.160.357	2.426.692	4.654.110	9.548.255
52062400	Single cotton yarn,combed fibre,cont<85%,not for retail sale,measure <192.31 but ?125 decitex(>52but?80metric number)	490.837	1.345.735	2.238.181	5.683.470
52063100	Multiple(folded)/cable cotton yarn,uncombed fibre,cont<85%,not for retail sale,measure ?714.29 decitex(?14metric number)	107	107	138	138
52064200	Multiple(folded)/cable cotton yarn,combed fibre,cont<85%,notfor retail,measure <714.29but?232.56decitex(>14but?43metric)	21.206	21.206	104.582	104.582
52064300	Multiple(folded)/cable cotton yarn,combed fibre,cont<85%,notfor retail,measure <232.56but?192.31decitex(>43but?52metric)	21.398	21.398	111.418	111.418
52064400	Multiple(folded)/cable cotton yarn,combed fibre,cont<85%,not for retail,measure <192.31but?125 decitex (>52but?80metric)	9.503	9.503	50.756	50.756
52071000	Cotton yarn (other than sewing thread) put up for retail sale,containing 85% or more by weight of cotton	60	187	687	4.495
52079000	Cotton yarn (other than sewing thread) put up for retail sale,containing less than 85% by weight of cotton	26	942	41	1.293
52081100	Woven fabrics of cotton, containing ?85% by weight of cotton, unbleached, plain weave weighing <= 100 g/m2	32.238	92.560	218.339	635.132
52081200	Woven fabrics of cotton, containing ?85% by weight of cotton, unbleached, plain weave weighing > 100 g/m2	214.269	402.943	1.425.967	2.665.888
52081300	Woven fabrics of cotton, containing ?85% by weight of cotton, unbleached, 3 or 4 thread twill including cross twill	80.551	138.063	375.874	641.374
52081900	Woven fabrics of cotton, containing ?85% by weight of cotton, unbleached, other than HS 5208.11-5208.13	43.490	77.264	310.019	531.821
52082200	Woven fabrics of cotton, containing ?85% by weight of cotton, bleached, plain weave weighing > 100 g/m2	11.873	57.168	157.280	529.508
52082900	Woven fabrics of cotton, containing ?85% by weight of cotton, bleached, other than HS 5208.21-5208.23	1.157	2.138	3.029	5.785
52083190	Woven fabrics of cotton, containing ?85% by weight of cotton, dyed, plain weave,weight <=100 g/m2, other than voile	3	12.935	139	104.569
52083200	Woven fabrics of cotton, containing ?85% by weight of cotton, dyed, plain weave,weight >100 g/m2	28.643	53.488	257.184	470.326
52083300	Woven fabrics of cotton, containing ?85% by weight of cotton, dyed, 3 or 4 thread twill, including cross twill	-	130	-	1.592
52083900	Woven fabrics of cotton, containing ?85% by weight of cotton, dyed, other than HS 5208.31-5208.33	12	43	198	398
52084190	Woven fabric of cotton,cont?85% weight of cotton,of yarn of different colour,plain weave,weight<=100g/m2,o.t ikat fabric	18	88	80	130
52084210	Ikat fabric,woven fabric of cotton,cont?85% by weight of cotton,of yarn of different colour,plain weave,weight >100g/m2	80	80	300	300
52084290	Woven fabric of cotton,cont?85% weight of cotton,of yarn of different colour,plain weave,weight>100g/m2,o.t ikat fabric	15.495	15.497	24.908	24.918

Tabel 3 : Ekspor Indonesia menurut Komoditi (Kode HS 8 digit)

Februari 2022

Kode H S	Uraian golongan barang	Berat bersih (Kg)		Nilai F.O.B. (U S \$)	
		Bulan ini	Kumulatif	Bulan ini	Kumulatif
(1)	(2)	(3)	(4)	(5)	(6)
52084300	Woven fabric,cont?85% weight of cotton,of diff colour yarn,plain weave,weight>100g/m2,3or4thread twill,incl cross twill	3	3	5	7
52084900	Woven fabric,cont?85% weight of cotton,of different colour yarn,plain weave,weight>100g/m2,o.t HS 5208.41-5208.43	3.265	6.061	29.456	82.951
52085110	Plain weave, cont?85% weight of cotton, weighing not more than 100g/m2 printed by the traditional batik process	60	110	624	3.279
52085190	Plain weave, cont?85% weight of cotton, weighing not more than 100g/m2 printed not by the traditional batik process	12.330	17.708	183.567	298.895
52085210	Plain weave, cont?85% weight of cotton, weighing more than 100g/m2 printed by the traditional batik process	19.317	50.196	370.588	881.077
52085290	Plain weave, cont?85% weight of cotton weighing more than 100g/m2 printed not by the traditional batik process	62.829	126.915	802.683	1.680.071
52085990	Woven fabric o.t plain weave&3-thread/4-thread twill incl cross twill, weighing<200g/m, cont?85%weight of cotton	565	1.037	12.497	18.186
52091190	Plain weave, o.t Duck and canvas, unbleached, containing 85 % or more by weight of cotton, weighing more than 200 g/m2	78.551	155.768	782.679	1.547.395
52091200	Woven fabric, unbleached, 3 or 4-thread twill incl cross twill, containing >=85% by weight of cotton, weighing >200g/m2,	21.706	48.574	130.219	264.461
52091900	Woven fabric,unbleached,o.t plain weave&3or4-thread twill incl cross twill,cont>=85%by weight of cotton,weight>200g/m2	11.742	15.235	78.970	108.896
52092100	Plain weave, bleached, containing 85 % or more by weight of cotton, weighing more than 200 g/m2	42	42	262	262
52092200	Woven fabric, bleached, 3 or 4-thread twill incl cross twill, containing >=85% by weight of cotton, weighing >200g/m2,	10.225	20.436	89.500	224.519
52092900	Woven fabric,bleached,o.t plain weave&3or4-thread twill incl cross twill,contain>=85%by weight of cotton,weight>200g/m2	2	852	20	5.647
52093100	Plain weave, dyed, containing 85 % or more by weight of cotton, weighing more than 200 g/m2	0	150	3	1.456
52093200	Woven fabric, dyed, 3 or 4-thread twill incl cross twill, containing >=85% by weight of cotton, weighing >200g/m2	2.202	3.031	44.455	60.155
52093900	Woven fabric,dyed,o.t plain weave&3or4-thread twill incl cross twill,contain>=85%by weight of cotton,weight>200g/m2	25.139	45.705	186.607	438.663
52094200	Denim, of yarns of different colours, containing 85 % or more by weight of cotton, weighing more than 200 g/m2	3.096	18.255	18.487	123.237
52094900	Wvn fabric,of yarns diff colors,o.t plain weave&denim&3or4-thread twill&cross twill,cont>=85%by weight of cott,w>200g/m2	1.138	1.139	1.168	1.181
52095110	Plain weave, printed by the traditional batik process, containing >=85% by weight of cotton, weighing more than 200g/m2	13.038	13.038	131.582	131.582
52095290	Wofen fabrics, 3 or 4 thread twill incl cross twill, printed not by traditional batik process, >=85% cotton, w>200g/m2	-	1	-	1
52095990	Wvn fabric o.t plain weave&3 or 4 thread twill&cross twill,print not by traditional batik process,w>200g/m,cont?85%cott	14.778	30.309	303.008	610.570
52101100	Woven fabric,unbleached, plain weave < 85% cotton mixed mainly or solely with man-made fibres, weight<200g/m2	360.252	863.395	1.704.515	4.235.335
52101900	Wvn fabric,unbleached, of weave n.e.c. in item no.5210.1, < 85% ctnn mixed mainly/solely with man-made fibres, w<200g/m2	120.321	377.409	609.703	1.744.677
52102100	Woven fabric, bleached, plain weave < 85% cotton mixed mainly or solely with man-made fibres, weight<200g/m2	32.807	58.051	257.685	507.310
52102900	Wvn fabric,bleached, of weave n.e.c. in item no.5210.2, < 85% ctnn mixed mainly/solely with man-made fibres, w<200g/m2	10.938	18.605	102.288	196.126
52103100	Woven fabric, dyed, plain weave < 85% cotton mixed mainly or solely with man-made fibres, weight<200g/m2	56.693	82.467	495.193	700.594

Tabel 3 : Ekspor Indonesia menurut Komoditi (Kode HS 8 digit)

Februari 2022

Kode H S	Uraian golongan barang	Berat bersih (Kg)		Nilai F.O.B. (U S \$)	
		Bulan ini	Kumulatif	Bulan ini	Kumulatif
		(1)	(2)	(3)	(4)
52103200	Wvn fabric,dyed,plain weave<85%cttn mix mainly/solely with man-made fibres,w<200g/m2, 3or4-thread twill,incl cross twill	7.924	9.105	74.082	94.729
52103900	Wvn fabric,dyed, of weave n.e.c. in item no.5210.3, < 85% ctn mixed mainly/solely with man-made fibres, w<200g/m2	15.499	29.806	135.128	276.832
52104110	Wvn fabric, of yarns diff colour, plain weave <85% ctn mixed mainly/solely with man-made fibres, w<200g/m2, ikat fabric	1.838	2.745	15.283	25.739
52104190	Wvn fabric, of yarns diff colour,plain weave <85% ctn mix mainly/solely with man-made fibres, w<200g/m2,oth ikat fabric	28	28	1.783	1.783
52104900	Wvn fabric,of yarn diff col,of weave n.e.c. in item no.5210.4,<85% ctn mix mainly/solely with man-made fibres,w<200g/m2	8.586	25.736	63.774	198.224
52105190	Wvn fabric,oth printed by traditionalbatik process,plain weave<85% ctn mix mainly/solely with man-made fibres,w<200g/m2	5.741	8.233	70.739	101.510
52105910	Wvn fabric,oth printed by traditionalbatik process,plain weave<85% ctn mix mainly/solely with man-made fibres,w<200g/m2	380	460	1.019	1.419
52105990	Wvn fabric,printed,of weave n.e.c. in item no.5210.5,<85% ctn mix mainly/solely with man-made fibres,w<200g/m2	48	53	972	1.014
52111100	Woven fabric,unbleached, plain weave < 85% cotton mixed mainly or solely with man-made fibres, weight>=200g/m2	33.474	59.476	324.579	573.722
52111200	Wvn fabric,unbleach,plain weave<85%cttn mix mainly/solely man-made fibres,w>=200g/m2, 3or4-thread twill,incl cross twill	9.874	42.464	61.308	230.569
52111900	Wvn fabric,unbleached, of weave n.e.c. in item no.5210.1, <85% ctn mixed mainly/solely with man-made fibres, w>=200g/m2	13.090	20.840	84.011	149.109
52112000	Woven fabric,bleached, < 85% cotton mixed mainly or solely with man-made fibres, weight>=200g/m2	7.403	9.261	33.053	41.413
52114200	Wvn fabric, of yarns diff colour, <85% ctn mixed mainly/solely with man-made fibres, w>=200g/m2, denim	15.245	21.130	12.533	82.770
52121100	Woven fabric; of cotton, unbleached, weighing not more than 200g/m2, n.e.c. in heading 5201-5211	-	13	-	119
52121300	Woven fabric; of cotton, dyed, weighing not more than 200g/m2, n.e.c. in heading 5201-5211	16.903	28.869	248.174	384.881
52121400	Woven fabric; of cotton, of yarns diff colours, weighing not more than 200g/m2, n.e.c. in heading 5201-5211	-	1	-	42
52121510	Woven fabric; of cotton, print by traditional batik process, weighing not more than 200g/m2, n.e.c. in heading 5201-5211	11	26	19	246
52121590	Woven fabric; of cotton, oth print by traditional batik process, weighing <= 200g/m2, n.e.c. in heading 5201-5211	20.226	60.012	179.587	560.667
52122590	Woven fabric; of cotton, oth print by traditional batik process, weighing more than 200g/m2, n.e.c. in heading 5201-5211	21	21	3.290	3.290
53012900	Flax, hackled or otherwise processed, but not spun	300	300	2.027	2.027
53039000	Jute&oth textile bast fibres; proc,not spun,tow&waste of these fibres,incl yarn waste&garnet stock excl flax,hemp,&ramie	923.902	1.868.542	170.341	375.268
53050021	Coconut fibres(coir), coconut fibres, raw	293.488	798.830	58.132	155.399
53050022	Coconut fibres(coir), coconut fibres, process	3.166.460	5.469.366	699.722	1.227.678
53050023	Abaca fibres , coconut fibres, raw & process	-	148	-	4.770
53050090	Ramie&oth veg textile fibre,not spec/incl,raw/proc,not spun; tow,noils&waste of these fibre incl yarn waste&garnet stock	300.621	446.194	61.324	94.997
53071000	Single yarn of jute/of oth textile bast of heading 53.03.	-	8.668	-	19.064
53089010	Paper yarn of other vegetable textile fibres	-	159	-	686
53091100	Woven fabric; of flax, containing 85% or more flax, unbleached or bleached	-	3	-	560

Tabel 3 : Ekspor Indonesia menurut Komoditi (Kode HS 8 digit)

Februari 2022

Kode H S	Uraian golongan barang	Berat bersih (Kg)		Nilai F.O.B. (U S \$)	
		Bulan ini	Kumulatif	Bulan ini	Kumulatif
		(1)	(2)	(3)	(4)
53091900	Woven fabric; of flax, containing 85% or more flax, other than unbleached or bleached	8	8	298	298
53092100	Woven fabric; of flax, containing less than 85% flax, unbleached or bleached	-	37	-	1.998
53092900	Woven fabric; of flax, containing less than 85% flax, other than unbleached or bleached	19	2.323	2.115	24.506
53110090	Woven fabrics of other vegetable textile fibres & paper yarn, other than printed by batik process & abaca burlab	-	1	-	22
54011010	Sewing thread of man-made filament of synthetic filaments, for put up retail sale	19	20	49	49
54011090	Sewing thread of man-made filament of synthetic filaments, not for put up retail sale	66.028	110.104	346.954	622.549
54012090	Sewing thread of man-made filament of artificial filaments, not for put up retail sale	23	265	152	11.247
54021900	Synthetic filament yarn other than sewing High tenacity yarn of nylon/other polyamides woven textured, other than aramids	949.961	1.785.282	5.536.159	10.492.037
54022000	Synthetic filament yarn other than sewing High tenacity yarn of polyesters woven textured	2.208.828	4.227.952	3.535.128	6.644.618
54023100	Textured yarn of nylon/other polyamides measuring single yarn <= 50 tex	205.513	309.213	851.226	1.332.410
54023300	Textured yarn of polyesters	4.335.375	10.198.107	8.191.372	18.928.216
54023400	Textured yarn of polypropylene synthetic filament	250	1.000	1.155	5.003
54023900	Textured yarn, other than HS code 5402.31 - 5402.34	281	289	4.973	4.973
54024410	Yarn, single, untwisted or with a twist not exceeding 50 turns per metre, elastomeric of polyesters	-	543	-	1.086
54024490	Yarn, single, untwisted /with a twist not exceeding 50 turns per metre, elastomeric, other than polyester & polypropylene	383	383	767	767
54024500	Yarn, synthetic; filament/mono of nylon/other polyamides, single, untwisted/twist <=50 turns per metre, no for retail, no sewing thread	599.527	947.461	2.611.964	4.044.825
54024600	Yarn, synthetic; filament/mono of polyester, partial oriented, single, untwisted/twist <=50 turn per metre, not retail, not sew thread	1.084.175	2.307.918	1.588.690	3.292.211
54024700	Yarn, synthetic; filament/mono of polyesters, single, untwisted/twist <=50 turns per metre, no for retail, no sewing thread	4.088.922	7.634.377	7.455.374	13.834.914
54024800	Yarn, synthetic; filament/mono of polypropylene, single, untwisted/twist <=50 turns per metre, no for retail, no sewing thread	6.400	41.414	22.125	111.944
54024900	Yarn, synthetic; filament/mono, single, untwisted/twist <=50 turn per metre, nec.in heading 5402, not retail, not sew thread	4.041	4.241	22.950	24.621
54025100	Yarn, synthetic; filament/mono, of nylon/other polyamides, single, twisted >50 turns per metre, not retail, not sewing thread	5.664	8.825	39.407	57.303
54025200	Yarn, synthetic; filament/mono, of polyesters, single, twisted >50 turns per metre, not retail, not sewing thread	97.166	99.118	215.349	229.319
54025900	Yarn, synthetic; filament/mono, single, twisted >50 turn per metre, nec.in heading 5402, not for retail, not sewing thread	0	0	9	15
54026100	Yarn, synthetic; filament/mono, of nylon/other polyamide (not high tenacity/texture), multiple (fold)/cabled, no retail, not sew thread	222.712	326.467	2.087.169	3.060.064
54026200	Yarn, synthetic; filament/mono, of polyesters (not high tenacity/texture), multiple (fold)/cabled, not retail, not sew thread	257.130	587.076	865.880	1.847.389
54026300	Yarn, synthetic; filament/mono, of polypropylene (not high tenacity/texture), multiple (fold)/cabled, not retail, not sew thread	285	285	774	774
54031000	Artificial filament yarn (not sewing) high tenacity yarn of viscose rayon	24.496	24.496	79.706	79.706

Tabel 3 : Ekspor Indonesia menurut Komoditi (Kode HS 8 digit)

Februari 2022

Kode H S	Uraian golongan barang	Berat bersih (Kg)		Nilai F.O.B. (U S \$)	
		Bulan ini	Kumulatif	Bulan ini	Kumulatif
(1)	(2)	(3)	(4)	(5)	(6)
54033190	Artificial filament yarn,oth high tenacity,single,of viscose rayon,untwist/with twist<=120turn per metre,oth textur yarn	-	130.092	-	400.154
54033290	Artificial filament yarn, oth high tenacity, single, of viscose rayon, with twist >120 turn per metre, oth textured yarn	2.839	2.839	30.659	30.659
54033910	Artificial filament yarn, other than high tenacity, single, n.e.c. 5403.31 to 5403.33, textured yarn	38	138	2.238	8.005
54033990	Artificial filament yarn, other than high tenacity, single, n.e.c. 5403.31 to 5403.33, other than textured yarn	-	11	-	48
54034110	Artificial filament yarn, other than high tenacity, multiple (folded) or cabled, of viscose rayon, textured yarn	105	118	717	752
54034190	Artificial filament yarn, other than high tenacity, multiple(folded)/cabled, of viscose rayon, other than textured yarn	40.733	81.467	139.718	278.787
54034990	Artificial filament yarn, other than high tenacity, multiple(folded)/cabled,n.e.c. 5403.41 to 5403.42, oth textured yarn	60	78	73	429
54041900	Synthetic monfilament of >=67 decitex, dimension >1mm, width <=5mm, other than elastomeric or polypropylene	138.807	318.799	346.533	689.961
54049000	Synthetic filament of >=67 decitex, dimension >1mm, strip and the like width <=5mm	60.263	115.495	321.045	703.062
54071021	Woven fabrics obtained high tenacity yarn of nylon/oth polyamides/polyesters, tyre fabrics, conveyor duck, unbleached	54	59	611	657
54071029	Woven fabrics obtained high tenacity yarn of nylon/oth polyamides/polyesters, tyre fabrics,conveyor duck, bleached	5.909	11.196	352.531	673.151
54071091	Woven fabrics obtained high tenacity yarn of nylon/oth polyamides/polyesters, oth tyre fabrics&conveyor duck,unbleached	2.613	8.547	29.661	72.308
54071099	Woven fabrics obtained high tenacity yarn of nylon/oth polyamides/polyesters, oth tyre fabrics&conveyor duck, bleached	788.270	1.579.280	6.001.966	12.193.151
54072000	Woven fabrics of synt filament yarn woven fabrics obtained from strip/thelike	604.194	1.615.757	1.015.730	2.668.440
54074190	Woven fabric cont ?85% of nylon/oth polyamide o.t mesh fabric of untwisted yarn use as reinforce material for tarpaulin	858	858	4.624	4.624
54074200	Woven fabrics of synthetic filament yarn from nylon containing >=85%, dyed	22	25.646	349	445.690
54074400	Woven fabrics of synthetic filament yarn from nylon containing >=85%, printed	2.283	2.287	12.434	12.480
54075100	Woven fabrics of synthetic filament yarn from polyester containing >=85%, unbleached or not	21.369	41.295	126.552	248.190
54075200	Woven fabrics of synthetic filament yarn from polyester containing >=85%, dyed	510.252	1.061.160	4.227.319	8.552.922
54075300	Woven fabrics of synthetic filament yarn from polyester containing >=85%, of yarn of different colours	4.867	17.749	23.551	87.379
54075400	Woven fabrics of synthetic filament yarn from polyester containing >=85%, printed	174.677	398.124	1.424.483	3.443.659
54076110	Woven fabrics, containing >=85% of by weight of non textured polyester filament, unbleached or bleached	165.311	419.267	1.217.729	3.206.946
54076190	Woven fabrics, containing >=85% of by weight of non textured polyester filament, other than unbleached or bleached	764.429	1.545.744	6.751.220	13.291.893
54076910	Woven fabrics containing ?85% polyester filament,containing <85 % nontexture polyester filament, unbleached or bleached	26.387	60.369	111.935	261.573
54076990	Woven fabrics containing ?85% polyester filament,containing <85 % nontexture polyester filament,o.t unbleached/bleached	16.553	107.130	120.018	446.308

Tabel 3 : Ekspor Indonesia menurut Komoditi (Kode HS 8 digit)

Februari 2022

Kode H S	Uraian golongan barang	Berat bersih (Kg)		Nilai F.O.B. (U S \$)	
		Bulan ini	Kumulatif	Bulan ini	Kumulatif
(1)	(2)	(3)	(4)	(5)	(6)
54077100	Woven fabric, containing >=85% by weight of synthetic filament(excl nylon/other polyamide&polyester), unbleached/bleached	306.809	712.191	556.956	1.289.533
54077200	Woven fabric, containing >=85% by weight of synthetic filament(excluding nylon/other polyamide&polyester), dyed	52.410	158.697	512.960	1.439.653
54077300	Wvn fabric, contain >=85% by weight of synthetic filament(excl nylon/other polyamide&polyester), yarns of different colour	685.404	1.165.680	4.382.177	7.488.440
54077400	Woven fabric, containing >=85% by weight of synthetic filament(excluding nylon/other polyamide&polyester), printed	90.835	201.693	343.082	832.470
54078100	Wvn fabric,of synth filament yarn, contain <85% by weight of synth filament,mix mainly/solely with cotton,bleach/unbleach	-	33	-	1.262
54078200	Woven fabric,of synthetic filament yarn, contain <85% by weight of synthetic filament,mix mainly/solely with cotton, dyed	848	848	16.644	16.646
54078400	Wvn fabric,of synthetic filament yarn, contain <85% by weight of synthetic filament,mix mainly/solely with cotton, printed	-	11	-	377
54079100	Woven fabrics of synthetic filament yarn, bleached or unbleached, n.e.c. in heading no. 5407	259.657	512.821	877.814	1.733.941
54079200	Woven fabrics of synthetic filament yarn, dyed, n.e.c. in heading 5407	-	3	-	11
54079300	Woven fabrics of synthetic filament yarn, of yarns of different colours, n.e.c. in heading no. 5407	23.716	83.014	83.075	289.698
54079400	Woven fabrics of synthetic filament yarn, printed, n.e.c. in heading no. 5407	46.554	73.028	351.991	497.562
54081010	Woven fabrics of viscose rayon, high tenacity, artificial filament yarn, unbleached	-	4	-	15
54081090	Woven fabrics of viscose rayon, high tenacity, artificial filament yarn, other than unbleached	25.109	56.598	222.571	502.486
54082100	Woven fabric of artificial filament yarn, contain >=85% by weight of artificial filament, strip/the like,bleach/unbleach	15.051	41.333	85.251	208.983
54082200	Woven fabrics of artificial filament yarn, containing >=85% by weight of artificial filament, strip or the like, dyed	530	530	6.062	6.062
54082300	Woven fabrics containing 85% or more by weight of artificial filament, strip or the like, of yarns of different colours	1.500	1.500	22.500	22.500
54082400	Woven fabrics of artificial filament yarn, containing >=85% by weight of artificial filament, strip or the like, printed	10.698	19.076	188.406	329.107
54083100	Woven fabrics; of artificial filament yarn, of artificial monofilament, strip and the like, unbleached or bleached	1.461	2.061	1.309	1.944
54083300	Woven fabrics of artificial filament yarn, of artificial monofilament, strip and the like, of yarns of different colours	-	0	-	3
55011000	Fibres; synthetic filament tow, of nylon or other polyamides	0	0	1	2
55012000	Fibres; synthetic filament tow, of polyesters	592	1.496	16.776	50.346
55013000	Fibres; synthetic filament tow, acrylic or modacrylic	1	2	2	6
55019000	Fibres; synthetic filament tow, of synthetic materials n.e.c. in heading no. 5501	5	25	14	29
55021000	Fibres; artificial filament tow of cellulose acetate	2.406	2.406	14.677	14.677
55029000	Fibres; artificial filament tow, other than cellulose acetate	-	0	-	1
55031900	Synthetic staple fibres of nylon or other polyamides oth aramids, not carded, combed or otherwise processed for spinning	1	1	1	1
55032000	Synthetic staple fibres, of polyesters, not carded, combed or otherwise processed for spinning	17.819.167	35.764.544	20.273.101	40.142.644
55033000	Synthetic staple fibres, acrylic or modacrylic, not carded, combed or otherwise processed for spinning	-	14.130	-	16.532
55039090	Synthetic staple fibres, not carded, combed or otherwise processed for spinning, other than of polyvinyl alcohol	403.281	1.029.114	720.612	1.783.576
55041000	Artificial staple fibres, of viscose, not carded, combed or otherwise processed for spinning	35.966.315	71.670.707	72.295.861	143.499.713

Tabel 3 : Ekspor Indonesia menurut Komoditi (Kode HS 8 digit)

Februari 2022

Kode H S	Uraian golongan barang	Berat bersih (Kg)		Nilai F.O.B. (U S \$)	
		Bulan ini	Kumulatif	Bulan ini	Kumulatif
(1)	(2)	(3)	(4)	(5)	(6)
55051000	Fibres; waste (including noils, yarn waste and garnetted stock), of synthetic fibres	366.176	959.305	392.512	967.366
55052000	Fibres; waste (including noils, yarn waste and garnetted stock), of artificial fibres	104.900	104.900	105.949	105.949
55062000	Fibres; synthetic staple fibres, of polyesters, carded, combed or otherwise processed for spinning	5.963	5.963	10.733	10.733
55063000	Fibres; synthetic staple fibres, acrylic or modacrylic, carded, combed or otherwise processed for spinning	36	72	1.887	3.514
55081010	Sewing thread; of synthetic staple fibres, put up for retail sale	85.849	168.433	229.438	1.144.827
55081090	Sewing thread; of synthetic staple fibres, not put up for retail sale	220.917	351.926	912.568	1.504.508
55091200	Multiple(fold)/cabled yarn contain>=85 % by weight of staple fibre of nylon/other polyamide, not put up for retail sale	24.268	42.385	49.480	141.126
55092100	Single yarn containing 85 % or more by weight of polyester staple fibres, not put up for retail sale	8.655.649	17.274.193	18.084.411	36.043.619
55092200	Multiple(folded) or cabled yarn containing 85 % or more by weight of polyester staple fibres, not put up for retail sale	2.333.665	4.683.391	6.050.824	11.993.425
55093100	Single yarn containing 85 % or more by weight of acrylic or modacrylic staple fibres, not put up for retail sale	333.442	606.640	1.392.329	2.802.146
55093200	Multiple (folded)/cabled yarn contain >=85% by weight of acrylic or modacrylic staple fibres, not put up for retail sale	1.740.237	4.325.638	6.874.248	17.460.791
55094100	Single yarn, cont. 85% or more by weight of synthetic staple fibres, not put up for retail sale	5.834	20.017	43.673	158.929
55094200	Multiple/folded or cabled yarn, cont. 85% or more by weight of synthetic staple fibres, not put up for retail sale	17.372	19.345	130.277	139.343
55095100	Yarn; of polyester staple fibres, mixed mainly or solely with artificial staple fibres, not put up for retail sale	3.908.905	8.366.410	10.248.998	21.486.366
55095300	Yarn; of polyester staple fibres, mixed mainly or solely with cotton, not put up for retail sale	3.934.237	7.941.906	12.478.921	25.059.588
55095900	Yarn; of polyester staple fibres, mixed mainly/solely with fibres n.e.c. in item no. 5509.5, not put up for retail sale	35.953	35.959	112.119	112.245
55096100	Yarn; of acrylic/modacrylic staple fibres, mixed mainly/solely with wool/fine animal hair, not put up for retail sale	66.543	124.983	500.520	991.722
55096200	Yarn; of acrylic/modacrylic staple fibres,mixed mainly/solely with cotton,not put up for retail sale	183.059	424.694	875.019	1.973.300
55096900	Yarn; of acrylic/modacrylic staple fibres, mixed mainly/solely with fibres n.e.c. in item no.5509.6, not for retail sale	199.832	370.308	1.146.631	2.129.403
55099200	Yarn; of synthetic staple fibres, mixed mainly or solely with cotton, not put up for retail sale	7.144	12.969	45.897	82.842
55101100	Single yarn, containing >=85% by weight of artificial staple fibres, not put up for retail sale	7.916.115	15.986.175	24.628.892	50.081.249
55101200	Multiple (folded) or cabled yarn, containing >=85% by weight of artificial staple fibres, not put up for retail sale	618.827	1.379.883	2.104.274	4.750.160
55102000	Yarn(not sewing thread), of artificial staple fibre, mixed mainly/solely with wool/fine animal hair, not for retail sale	26	26	26	26
55103000	Yarn; (not sewing thread), of artificial staple fibres, mixed mainly or solely with cotton, not put up for retail sale	39.973	179.948	176.020	730.660
55109000	Yarn (other than sewing thread) of artificial staple fibres, not put up for retail sale, other yarn	64.208	135.300	174.765	398.014
55111010	Yarn(not sew thread),synthetic staple fibre,cont>=85%by weight such fibre,knitting yarn,crochet thread&embroidery thread	20	20	429	429
55112090	Synthetic staple fibres,containing< 85 % by weight of such fibres,oth thn knitting yarn,crochet thread&embroidery thread	3	3	64	64
55113000	Yarn; (not sewing thread), of artificial staple fibres, put up for retail sale	1.487	3.447	10.699	25.465
55121100	Woven fabrics; of synthetic staple fibres, containing >=85% by weight of polyester staple fibres, unbleached or bleached	111.440	270.497	376.663	901.336

Tabel 3 : Ekspor Indonesia menurut Komoditi (Kode HS 8 digit)

Februari 2022

Kode H S	Uraian golongan barang	Berat bersih (Kg)		Nilai F.O.B. (U S \$)	
		Bulan ini	Kumulatif	Bulan ini	Kumulatif
(1)	(2)	(3)	(4)	(5)	(6)
55121900	Woven fabrics; of synthetic staple fibres, containing>=85% by weight of polyester staple fibres, oth unbleached/bleached	17.616	19.287	74.694	96.492
55129900	Woven fabric;synth staple fibres,contain>=85%by weight oth polyester,akrilik/modakrilik saples fibre,oth unbleach/bleach	212	653	11.034	27.533
55131100	Wvn fabric;plain weave,polyest staple fibre,cont<85% by weight fibre,mix mainly/solely cotton,w<=170g/m2,unbleach/bleach	662.442	1.514.270	3.158.802	7.052.655
55131200	Woven fabric;plain weave,polyester staple fibre,unbleach/bleach, 3or4-thread twill,incl cross twill,polyest staple fibre	109.185	212.609	744.599	1.423.222
55131300	Woven fabric;polyester staple fibre,contain<85% by weight fibre,mix mainly/solely with cotton,w<=170g/m2,unbleach/bleach	14.306	31.273	105.874	225.884
55131900	Wvn fabric;cont<85% by weight synth staple fibre(oth polyester),mix mainly/solely with cotton,w<=170g/m2,unbleach/bleach	1	3	1	63
55132100	Woven fabric;plain weave,dyed,contain<85% by weight of polyester staple fibre,mixed mainly/solely with cotton,w<=170g/m2	109.589	217.220	810.025	1.667.774
55132300	Woven fabric; dyed, contain<85% by weight of polyester staple fibres, mixed mainly/solely with cotton, <=170g/m2	3.095	13.042	30.776	123.043
55133100	Woven fabric;plain weave,diff colour,contain<85% by weight polyester staple fibre,mix mainly/solely w cotton,<=170g/m2	-	1	-	2
55133900	Wvn fabric;yarn of diff colour,cont<85% of synth staple fibre(oth polyest,plain weave),mix mainly/solely cott,w<=170g/m2	-	624	-	3.725
55134900	Woven fabric;print,contain<85% by weight synth staple fibre(oth polyest,plain weave),mix mainly/solely cotton,w<=170g/m2	7.007	8.082	49.302	64.442
55141100	Woven fabric;plain weave,unbleach/bleach,contain<85% by weight polyest staple fibre,mix mainly/solely cotton,w<=170g/m2	26.182	78.530	168.851	351.721
55141200	Wvn fabric;3or4-thread twill,incl cross twill,bleach/not,cont<85%of poly staple fibre,mix mainly/solely cot,w>170g/m2	176.887	371.260	916.691	1.945.307
55141900	Woven fabric;bleached/not, cont<85% of synthetic staple fibres ot polyester, mixed mainly/solely with cotton, >170g/m2	631	5.569	10.375	90.570
55142100	Woven fabric;plain weave,dyed,contain<85% by weight of polyester staple fibre,mixed mainly/solely with cotton,<170g/m2	4.721	5.250	41.336	46.450
55142200	Wvn fabric;3-/4-thread twill,incl cross twill,dyed,contain<85% polyester staple fibre,mix mainly/solely w cott,>=170g/m2	131.129	182.831	1.086.294	1.510.640
55142300	Woven fabric;died,contain<85% by weight polyester staple fibre,mix mainly/solely w cotton,>170g/m2,n.e.c in head no 5514	-	21	-	277
55143000	Wvn fabric;of yarn of diff colour, cont <85% by weight of synthetic staple fibres, mix mainly/solely with cott, >170g/m2	-	1.671	-	28.935
55144900	Fabrics,woven;printed,contain<85% by weight of synthetic staple fibre(oth polyester),mix mainly/solely w cotton,>170g/m2	-	1.077	-	862
55151100	Fabrics, woven, mixed mainly or solely with viscose rayon staple fibres of polyester staple fibres	327.170	684.739	2.039.444	4.225.860
55151200	Fabric, woven, mixed mainly or solely with manmade filaments of polyester staple fibres	974.988	2.025.572	4.482.390	9.332.386
55151300	Fabric, woven, mixed mainly or solely with wool or fine animal hair of polyester staple fibres	106	159	2.599	3.802

Tabel 3 : Ekspor Indonesia menurut Komoditi (Kode HS 8 digit)

Februari 2022

Kode H S	Uraian golongan barang	Berat bersih (Kg)		Nilai F.O.B. (U S \$)	
		Bulan ini	Kumulatif	Bulan ini	Kumulatif
(1)	(2)	(3)	(4)	(5)	(6)
55151900	Fabrics, woven; of polyester staple fibres nec in chapter 55, mixed mainly or solely with fibres nec in item no. 5515.1	259	11.193	5.755	86.721
55159990	Fabrics, woven; of synthetic staple fibres n.e.c. in chapter 55, other than 5515.99.10	72	250	1.032	4.608
55161100	Fabrics, woven; unbleached or bleached, containing 85% or more by weight of artificial staple fibres	251.537	783.542	1.200.165	3.797.380
55161200	Fabrics, woven; dyed, containing 85% or more by weight of artificial staple fibres	93	37.782	1.692	212.355
55161300	Fabrics, woven; of yarns of different colours, containing 85% or more by weight of artificial staple fibres	-	35	-	465
55161400	Fabrics, woven; printed, containing 85% or more by weight of artificial staple fibres	3.350	5.000	76.484	109.934
55162100	Fabrics,woven,unbleached/bleached,contain < 85% by weight artificial staple fibres,mix mainly/solely w/manmade filaments	34.274	66.831	176.018	345.613
55162200	Fabrics, woven; dyed, containing <85% by weight of artificial staple fibres, mixed mainly/solely with man-made filaments	818	12.705	6.830	28.120
55162300	Fabrics, wvn; of yarns of different colour,cont<85% of artificial staple fibre, mix mainly/solely with man-made filament	2.657	5.817	20.742	45.958
55164100	Fabrics, woven; unbleached/bleached, containing <85% of artificial staple fibres, mixed mainly or solely with cotton	3.056	6.084	43.181	87.767
55169100	Fabrics, woven; unbleached or bleached, of artificial staple fibres, n.e.c. in heading no. 5516	22.112	46.249	109.690	230.057
55169200	Fabrics, woven; dyed, of artificial staple fibres, n.e.c. in heading no. 5516	2.902	2.902	32.592	32.592
55169400	Fabrics, woven; printed, of artificial staple fibres, n.e.c. in heading no. 5516	740	740	4.358	4.358
56012100	Wadding, otheráarticlesáthereof, of cotton	344	20.785	2.472	51.156
56012210	Wadding of textile materials and articles thereof ,of manmade fibres, wrapped cigarette tow	9.313	25.829	67.519	186.267
56012290	Wadding of textile materials and articles thereof ,of manmade fibres,oth thn wrapped cigarette tow	191.862	362.383	1.985.081	3.747.886
56012900	Wadding, otheráarticlesáthereof, other than of cotton or man-made fibres	-	3	-	21
56013010	Wadding, textile flock and dust and mill neps, polyamide fibre flock	266.080	521.810	467.604	918.314
56021000	Needleloom felt and stitch-bonded fibre fabrics, impregnated, coated,ácoveredáor laminated	89.097	153.509	308.988	548.627
56022100	Felt of wool or fine animal hair, not impregnated, coated, covered nor laminated	-	2	-	90
56029000	Felt, impregnated, coated,ácoveredáor laminated (excluding needleloom felt and stitch-bonded fibre fabrics)	50.504	65.318	85.682	151.557
56031100	Nonwovens, won impregnated, coated,ácoveredáor laminated, of man-made filaments, (weighing not more than 25g/m2)	406.222	805.610	971.330	1.972.647
56031200	Nonwovens, won impregnated,coated,covered/laminated,of man-made filaments,(weighing > 25g/m2 but not < 70g/m2)	781.751	1.448.226	2.756.220	5.099.097
56031300	Nonwovens, won impregnated,coated,covered/laminated, of man-made filaments, (weighing >70g/m2 but not < 150g/m2)	161.035	517.973	424.973	1.838.831
56031400	Nonwovens, whether or not impregnated, coated,ácoveredáor laminated, of man-made filaments, (weighing more than 150g/m2)	17.737	20.779	66.588	78.899
56039100	Nonwovens, won impregnated,coated,covered/laminated, not of man-made filaments, (weighing not more than 25g/m2)	26.957	134.285	99.909	509.548
56039200	Nonwovens, won impregnated, coated, covered/laminated, not of man-made filaments, (weighing > 25g/m2 but < 70g/m2)	925.537	1.762.949	2.382.075	4.670.096

Tabel 3 : Ekspor Indonesia menurut Komoditi (Kode HS 8 digit)

Februari 2022

Kode H S	Uraian golongan barang	Berat bersih (Kg)		Nilai F.O.B. (U S \$)	
		Bulan ini	Kumulatif	Bulan ini	Kumulatif
		(1)	(2)	(3)	(4)
56039300	Nonwovens, won impregnated, coated, covered or laminated, not of man-made filaments, (weighing > 70g/m2 but < 150g/m2)	2	2	587	587
56039400	Nonwovens, won impregnated, coated, covered or laminated, not of man-made filaments, (weighing more than 150g/m2)	551.684	1.033.416	977.589	1.876.611
56041000	Rubber thread and cord, textile covered	3.077	4.755	32.434	54.442
56049030	High tenacity yarn of polyesters, of nylon/oth polyamides/of viscose rayon oth thn rubber thread&cord,textile covered	768	1.805	3.013	49.563
56049090	Rubber thread&cord,textile covered, textile yarn&strip&the like of heading 54.04/54.05 other than 5604.10.00- 5604.10.30	2.095	2.975	42.995	49.158
56050000	Metallised yarn,whether/not gimped,being textl yarn/strip like head 5404/5405, combine w/metal in the form	913	1.877	21.332	59.131
56060000	Yarn&strip&like head 5404/5405,gimped(oth head 5605&horsehair yarn);chenille yarn(inc flock chenille yarn);loop waleyarn	9.936	19.873	5.294	57.590
56072100	Twine,ábinderáor baler twine, of sisal or other textile fibres of the genus agave	7	9	418	418
56072900	Twine/cordage/rope/cable;sisal/oth textile fibre genus agave,won plait,braid/rubber/plastic impregnate,coat,cover/sheath	71.092	123.080	210.578	351.952
56074100	Twine,ábinderáor baler twine, of polyethylene or polypropylene	1.243	1.243	14.211	14.211
56074900	Twine,cordage,rope,cable;poly-ethylene/propylene(ex binder/baler twine),won plait,braid/rubber/plastic impregnate,coat	126.611	250.954	192.269	583.657
56075010	V-belt cord,man-made fibre w/resorcinol formaldehyde;polyamide/tetrafluoro-ethylene yarn>10,000decitex,seal pump,valve	7.097	31.397	63.453	297.773
56075090	Twine,cordage,rope&cable of synthetic fibre,won plaited/braided/impregnate,cover/sheath w/rubber/plastic,oth HS 56075010	3.486	10.316	29.384	62.164
56079021	Twine, cordage, ropes, cables, of Abaca (Manila hemp or Musa textilis Nee)	-	564	-	18.433
56079022	Twine, cordage, ropes, cables, of other hard (leaf) fibres	285	555	860	1.509
56079090	Twine, cordage, ropes, cables, other than of jute/oth textile bast fibres of head 53.03	4.661	9.054	21.023	50.201
56081100	Twine, cordage or rope; fishing nets, made up, of man made textile materials	222.185	451.270	1.580.554	3.202.203
56081920	Twine, cordage or rope, knotted netting, for other than fishing, of man-made textile materials, Net bags	17	17	18	18
56081990	Twine, cordage or rope, knotted netting, for other than fishing, of man-made textile materials, other than net bags	14.329	50.888	107.900	254.370
56089010	Twine, cordage or rope, knotted netting, for other than fishing, other than man-made textile materials, Net bags	22	22	113	113
56089090	Twine, cordage or rope, knotted netting, for other than fishing, oth than man-made textile materials, oth than net bags	157	874	1.557	4.488
56090000	Yarn; articles of yarn, strip or the like of heading no. 5404 and 5405, twine, cordage, rope or cables nec or included	49.516	131.652	298.673	707.309
57011010	Prayer rugs made of wool or fine animal hair, knotted, whether or not made up	-	201	-	1.203
57011090	Carpets&other textile floor covering, knotted, whether or not made up, of wool/fine animal hair, other than prayer rugs	2.916	3.539	9.357	18.254
57019011	Prayer rugs made of cotton, knotted, whether or not made up	87	194	1.095	2.037
57019019	Carpets and other textile floor covering, knotted, whether or not made up, of cotton, other than prayer rugs	55	120	77	137
57019091	Prayer rugs,knotted, whether or not made up, other than of wool or fine animal hair, cotton & jute fibres	-	100	-	380

Tabel 3 : Ekspor Indonesia menurut Komoditi (Kode HS 8 digit)

Februari 2022

Kode H S	Uraian golongan barang	Berat bersih (Kg)		Nilai F.O.B. (U S \$)	
		Bulan ini	Kumulatif	Bulan ini	Kumulatif
		(1)	(2)	(3)	(4)
57019099	Carpet&oth textile floor covering, knotted,won made up,o.t of wool/fine animal hair/cotton/jute fibre, o.t prayer rugs	71	109	1.441	1.605
57021000	Carpets and other textile floor coverings,Kelem, Schumacks, Karamanie and similar handwoven rugs	14.080	14.080	20.800	20.800
57023100	Carpets/oth textile floor coverings; woven/not tufted/flocked,of pile construction, not made up of wool/fine animal hair	144	144	3.500	3.500
57023200	Carpets/oth textile floor covering; woven/not tuft/flocked,of pile construction,not made up of man-made textile material	6	6	24	24
57023910	Carpets/oth textile floor covering; woven/not tuft/flocked,of pile construction,not made up of cotton	27	137	440	1.202
57023920	Carpets/oth textile floor covering; woven/not tuft/flocked,of pile construction,not made up of jute fibres	31	31	123	123
57023990	Carpet/oth textile floor covering; woven/not tufted/flock,of pile construction,not made up,o.t HS 5702.31.00-5702.39.20	331	625	5.363	12.629
57024110	Prayer rugs of pile construction, woven/not tufted/flocked, made up of wool or fine animal hair	210	214	2.786	2.800
57024190	Carpets & other textile floor coverings of pile construction,woven,made up of wool/fine animal hair, o.t prayer rugs	-	15	-	4
57024210	Prayer rugs of pile construction, woven/not tufted/flocked, made up of man-made textile materials	16.707	33.917	53.489	119.306
57024290	Carpets&other textile floor coverings of pile construction,woven,made up of man-made textile material,o.t prayer rugs	284.081	751.777	752.425	1.990.080
57025090	Carpets & other textile floor coverings,woven,not of pile construction,not made up, other than of cotton and jute fibres	15	28	425	813
57029290	Carpet&oth textile floor coverings,woven,of man-made textile materials ,not of pile construction,made up, o.t prayer rug	294	1.372	3.363	16.011
57029920	Carpets & other textile floor coverings,of jute fibres ,not of pile construction,made up	783	783	5.090	5.090
57029999	Carpets&oth textile floor coverings,woven,o.t cotton&jute fibres ,not of pile construction,made up,other than prayer rug	-	90	-	1.661
57031010	Floor mats of a kind used for motor vehicles of heading 87.02, 87.03 or 87.04 of wool or fine animal hair, tufted	-	5	-	10
57031020	Prayer rugs of wool or fine animal hair, tufted	300	449	245	1.204
57031030	Flooring carpets of a kind used for motor vehicles of headings 87.02, 87.03 or 87.04 of wool or fine animal hair, tufted	-	47	-	116
57031090	Carpets and oth textile floor coverings, tufted,won made up, from wool or fine animal hair other than HS 5703.10.10-30	696	1.331	17.636	25.236
57032090	Carpets and oth textile floor coverings, tufted, won made up of nylon or other polyamides other than prayer rugs	64.920	103.551	322.045	443.340
57033010	Prayer rugs from other man-made textile materials, tufted	48.304	80.530	191.329	310.627
57033090	Carpets and other textile floor coverings, tufted, won made up, not prayer rugs of other man-made textile materials	461.437	1.080.694	1.256.032	2.769.013
57039011	Prayer rugs from cotton, tufted	75	75	75	75
57039022	Flooring carpets of a kind used for motor vehicles of headings 87.02, 87.03 or 87.04 of jute fibres, tufted	-	38	-	195
57039093	Flooring carpets,used for motor vehicles of headings 87.02, 87.03 or 87.04 are not made of cott or jute fibres, tufted	154	323	1.419	3.759
57039099	Carpets&other textile floor coverings,tufted,won made up, not of cotton&jute fibres,o.t HS 5703.90.91-5703.90.93	4.606	9.470	3.993	9.155
57049000	Tiles, having a minimum surface area exceeding 1 m2, of felt, not tufted or flocked, whether or not made up	24.479	34.611	51.825	66.029
57050011	Prayer rugs from cotton, other than heading 5701-5704	107.600	132.829	66.540	149.887
57050019	Carpets and other textile floor coverings, other than heading 5701-5704,whether or not made up, of cotton,o.t prayer rug	5.208	8.759	3.447	6.295
57050029	Carpets and other textile floor coverings, other than heading 5701-5704, of jute fibres, other than HS 5705.00.21	8.586	14.555	46.170	76.668

Tabel 3 : Ekspor Indonesia menurut Komoditi (Kode HS 8 digit)

Februari 2022

Kode H S	Uraian golongan barang	Berat bersih (Kg)		Nilai F.O.B. (U S \$)	
		Bulan ini	Kumulatif	Bulan ini	Kumulatif
(1)	(2)	(3)	(4)	(5)	(6)
57050091	Prayer rugs, other than heading 5701-5704, other than of cotton or jute fibres	-	517	-	3.068
57050092	Nonwoven floor coverings, other than heading 5701-5704, used for motor vehicles of heading 8702, 8703 or 8704	70.685	141.080	579.696	1.087.204
57050099	Carpet&other textile floor coverings, o.t heading 5701-5704, o.t of cotton&jute fibres, o.t HS 5705.00.91-5705.00.92	10.574	26.781	135.872	253.314
58012290	Woven pile fabrics, o.t heading 58.02/58.06, cut corduroy, o.t impregnated, coated, covered/laminated, of cotton	96	235	9.940	21.198
58012710	Warp pile fabrics, woven, other than fabrics of heading 58.02 or 58.06, impregnated, coated, covered/laminated, of cotton	-	11.574	-	68.375
58012790	Warp pile fabrics, woven, other than fabrics of heading 58.02/58.06, of cotton, o.t impregnated, coated, covered/laminated	61	61	904	904
58013690	Chenille fabrics, o.t fabrics of heading 58.02/58.06, of man-made fibres, o.t impregnated, coated, covered/laminated	-	22	-	195
58013710	Warp pile fabrics, woven, o.t fabrics of heading 58.02 or 58.06, of man-made fibres, impregnated, coated, covered/laminated	5.982	11.161	99.908	198.242
58019091	Woven pile&chenille fabrics, o.t head 58.02/58.06, impregnated, coat, cover, o.t of animal hair/cotton/man-made fibres/silk	300	940	49	176
58019099	Woven pile&chenille fabrics, o.t head 58.02/58.06, o.t impregnate, coat, cover, o.t of animal hair/cotton/man-made fibre/silk	301	1.046	677	1.679
58021900	Terry towelling and similar woven terry fabrics, other than narrow fabrics of heading 58.06 of cotton, bleached	5	5	42	42
58023020	Tufted textile fabrics woven, other than products of heading 57.03, made of cotton or man-made fibres	190	662	19	2.205
58023030	Tufted textile fabrics woven, other than products of heading 57.03, other than made of cotton or man-made fibres	1	1	143	143
58023090	Tufted textile fabrics, other than heading 57.03, other than HS 5802.30.10-5802.30.30	428	642	9.750	21.695
58030010	Gauze, other than narrow fabrics of heading 58.06, made of cotton	-	10	-	140
58030090	Gauze, other than narrow fabrics of heading 58.06, other than made of cotton, man-made fibres, wool or fine animal hair	12.010	49.644	37.572	173.433
58041019	Tulles&other net fabrics, not including woven, knitted/crocheted fabrics, of silk, o.t impregnated, coated, covered/laminated	4	27	1.083	4.171
58041021	Tulles&other net fabrics, not including woven, knitted/crocheted fabrics, of cotton, impregnated, coated, covered/laminated	1.063	1.135	5.895	6.429
58041029	Tulles&other net fabrics, not including woven, knitted/crocheted fabrics, of cotton, o.t impregnated, coated, cover/laminated	2	2	726	726
58041091	Tulles&other net fabrics, not including woven, knitted/crocheted fabrics, o.t of cotton/silk, impregnated, coated, covered	-	733	-	7.691
58041099	Tulles&other net fabrics, not including woven, knitted/crocheted fabrics, o.t of cotton/silk, o.t impregnated, coated, covered	8.123	9.976	54.665	72.148
58042110	Mechanically made lace, o.t fabrics of headings 60.02-60.06, of man-made fibres, impregnated, coated, covered/laminated	315	315	13.501	13.503
58042190	Mechanically made lace, o.t fabrics of headings 60.02-60.06, of man-made fibres, o.t impregnated, coated, covered/laminated	21.122	42.665	201.727	443.788
58042990	Mechanically made lace, o.t fabrics of heading 60.02- 60.06, o.t man-made fibres, o.t impregnated, coated, covered/laminated	189	207	2.338	2.731

Tabel 3 : Ekspor Indonesia menurut Komoditi (Kode HS 8 digit)

Februari 2022

Kode H S	Uraian golongan barang	Berat bersih (Kg)		Nilai F.O.B. (U S \$)	
		Bulan ini	Kumulatif	Bulan ini	Kumulatif
(1)	(2)	(3)	(4)	(5)	(6)
58043000	Hand-made lace, in the piece, in strips or motifs, other than fabrics of headings 60.02 to 60.06	598	598	554	561
58050010	Hand-woven tapestries of the type Gobelins, Flanders, Aubusson, Beauvais & needle-worked tapestries, won made up, of cotton	10	10	403	403
58050090	Hand-woven tapestries of the type Gobelin, Flanders, Aubusson, Beauvais & needle-worked tapestries, won made up, o.t of cotton	25	43	370	746
58061020	Woven pile fabrics (including terry towelling & similar terry fabrics) & chenille fabrics, o.t heading 58.07, of cotton	-	1	-	53
58061090	Woven pile fabrics (incl. terry towelling & similar terry fabrics) & chenille fabrics, o.t heading 58.07, o.t of silk/cotton	2.049	17.845	21.474	76.801
58062010	Sports tape of a kind used to wrap sports equipment grips, containing by weight >= 5% of elastomeric yarn/rubber thread	19.912	69.514	772.361	2.515.266
58062090	Narrow woven fabrics o.t heading 58.07, containing by weight ?5% of elastomeric yarn/rubber thread, o.t HS 5806.20.10	40.736	77.900	876.269	1.679.773
58063190	Narrow woven fabrics of cotton, o.t heading 58.07, other than HS 5806.31.10-5806.31.30	2	19	84	96
58063210	Narrow woven fabric, o.t heading 58.07, of man-made fibre, for manufac inked ribbon for typewriter; safety seat belt fabric	27	35	346	582
58063290	Narrow woven fabrics of man-made fibres, other than heading 58.07, other than HS 5806.32.10-5806.32.50	24.749	49.757	246.290	422.204
58063910	Narrow woven fabrics of silk, o.t woven pile fabrics/cont.weight ?5% of elastomeric yarn/rubber thread, o.t heading 58.07	2	3	3	3
58063991	Narrow woven fabrics o.t of cotton/man-made fibres/silk, o.t heading 58.07, backing used for electrical insulating paper	4	4	32	32
58063992	Narrow woven fabric o.t of cotton/man-made fibres/silk o.t heading 58.07, suit for manufac inked ribbon for typewriter	-	1	-	1
58063993	Narrow woven fabric o.t of cotton/manmade fibre/silk o.t heading 58.07, ribbon used for make slide fastener & width ? 12 mm	2	2	10	10
58063999	Narrow woven fabric other than of cotton/manmade fibre/silk, other than heading 58.07, other than HS 5806.39.91-5806.39.93	34.107	86.691	197.247	469.133
58064000	Fabrics consisting of warp without weft assembled by means of an adhesive (bolducs), other than heading 58.07	1	1	150	150
58071000	Labels, badges & similar articles of textile materials, in the piece, in strips or cut to shape or size, not embroidered, woven	948	1.152	33.627	39.047
58079010	Labels, badges & similar articles of textile materials, in the piece, in strips/cut to shape/size, not embroidered, non woven	142	181	1.598	1.909
58079090	Label, badge & similar articles, in piece, in strips/cut to shape/size, not embroidered, other than woven & nonwoven fabrics	824	3.327	61.874	185.106
58081010	Braids in the piece, combined with rubber thread	2	9	24	82
58081090	Braids in the piece, other than combined with rubber thread	428	430	5.663	5.674
58089090	Ornamental trimming in piece, w/o embroidery, o.t knitted/crocheted; tassels, pompons & similar, o.t combined w/ rubber thread	2.227	2.494	33.239	46.097
58090000	Woven fabrics of metal thread & of metallised yarn heading 56.05, used in apparel, as furnishing fabrics/similar purpose, nes	418	433	6.227	6.277
58101000	Embroidery without visible ground, in the piece, in strips or in motifs	318	2.536	15.291	132.978
58109100	Embroidery; with visible ground, of cotton, in the piece, in strips or in motifs	206	727	21.174	36.501

Tabel 3 : Ekspor Indonesia menurut Komoditi (Kode HS 8 digit)

Februari 2022

Kode H S	Uraian golongan barang	Berat bersih (Kg)		Nilai F.O.B. (U S \$)	
		Bulan ini	Kumulatif	Bulan ini	Kumulatif
(1)	(2)	(3)	(4)	(5)	(6)
58109200	Embroidery; with visible ground, of man-made fibres, in the piece, in strips or in motifs	273	6.073	8.091	104.396
58109900	Embroidery; with visible ground, other than cotton&man-made fibres, in the piece, in strips/in motifs	7.889	15.312	64.766	124.283
58110090	Quilt textile in piece,?1 layer of textile assemble w/padding by stitch,o.t embroidery head 58.10, o.t wool/fine/coarse	166	215	2.891	3.659
59011000	Textile fabrics coated with gum or amylaceous substances, of a kind used for the outer covers of books or the like	9.086	9.091	39.598	39.617
59019020	Prepared painting canvas	825	1.625	8.733	13.869
59019090	Buckram and similar stiffened textile fabrics of a kind used for hat foundations.	795	2.266	8.844	26.425
59021019	Tyre cord fabric or high tenacity yarn of nylon/other polyamides,of chafer fabric,rubberised, other than of nylon-6 yarn	8.440	12.986	121.361	189.672
59021091	Tyre cord fabric of high tenacity yarn of nylon/other polyamides, other than chafer fabric, rubberised, of nylon-6 yarn	684.227	1.536.476	4.644.580	10.302.021
59022020	Tyre cord fabric of high tenacity yarn of polyester, of chafer fabric, rubberised	305	305	1.751	1.751
59022099	Tyre cord fabric of high tenacity yarn of polyester,other than of chafer fabric, rubberised,other than containing cotton	985.273	1.990.274	3.193.401	6.398.330
59031010	Textile fabrics impregnated, coated, covered/laminated with poly(vinyl chloride), other than heading 59.02, interlining	22.881	86.484	127.121	384.699
59031090	Textile fabrics impregnated, coated, covered/laminated with poly(vinyl chloride),o.t heading 59.02, o.t interlining	70.969	148.488	398.123	830.078
59032000	Textile fabrics impregnated, coated, covered or laminated with polyurethane, other than those of heading 59.02	193.679	414.657	2.030.407	4.337.076
59039010	Canvas-type fabrics impregnated, coated, covered or laminated with nylon or other polyamides, o.t those of heading 59.02	76	475	1.834	4.827
59039090	Textile fabrics impregnated, coated, covered/laminated with plastics, o.t heading 59.02, o.t HS 5903.10.10-5903.90.10	22.512	34.547	103.110	199.586
59050090	Textile wall coverings of other than wool or fine or coarse animal hair	757	912	35.519	42.688
59061000	Rubberised textile fabrics, adhesive tape of a width not exceeding 20 cm, other than those of heading 59.02	227.930	518.539	830.552	1.881.189
59069100	Rubberised textile fabrics, knitted or crocheted, o.t adhesive tape of a width not exceeding 20 cm and o.t heading 59.02	45	808	1.361	7.849
59069990	Rubberised textile fabrics, o.t heading 59.02/adhesive tape of a width?20cm/knitt/crocheted/rubber sheeting for hospital	150.318	253.132	485.327	852.105
59070090	Painted canvas being theatrical scenery, studio back-cloths or the like	4	18	171	1.477
59080010	Wicks, incandescent gas mantles	275	475	670	820
59080090	Tubular knitted gas mantle fabric therefor, whether or not impregnated	15.152	48.806	58.554	207.361
59100000	Transm/conveyor belts,of text material,won impregnated,coat,covered/laminate w/plastics,reinforced w/metal/oth material	15	402	1.342	25.383
59111000	Textile fabrics,felt&felt-lined woven fabrics,coat/cover w/ rubber,leather/oth,used for card clothing& technic purpose	12	161	15	553
59112000	Bolting cloth, whether or not made up	4.280	8.317	228.035	452.760
59114000	Straining cloth of a kind used in oil presses or the like, including that of human hair	1	5	57	257
59119010	Textile products and articles, for technical uses, specified in Note 7 to this Chapter, gaskets and seals	0	0	1	352
59119090	Textile product&article,for technic use,specified in Note 7 this Chapter,o.t subheading 5911.10-5911.40,o.t gasket&seal	142.529	231.436	853.220	1.651.445
60011000	Long pile fabrics, knitted or crocheted	144.363	376.954	1.369.250	3.446.434

Tabel 3 : Ekspor Indonesia menurut Komoditi (Kode HS 8 digit)

Februari 2022

Kode H S	Uraian golongan barang	Berat bersih (Kg)		Nilai F.O.B. (U S \$)	
		Bulan ini	Kumulatif	Bulan ini	Kumulatif
(1)	(2)	(3)	(4)	(5)	(6)
60012100	Looped pile fabrics of cotton, knitted or crocheted	7.113	57.143	74.500	614.622
60012200	Looped pile fabrics of man made fibres, knitted or crocheted	84.718	131.326	1.059.821	1.526.726
60012900	Looped pile fabrics of other than cotton and man-made fibres, knitted or crocheted	144	827	166	5.168
60019100	Pile fabrics, other than long pile fabrics and looped pile fabric, of cotton, knitted or crocheted	6	6	11	15
60019220	Pile fabrics of 100% polyester staple,width?63.5mm but?76.2mm,o.t long&looped pile,use in manufacture of paint rollers	-	78	-	600
60019290	Pile fabrics, o.t long&looped pile, of man-made fibre, knitted/crocheted, nec in sub heading 6001.92	24.311	28.542	102.213	139.797
60019990	Pile fabric other than long&looped pile, other than of cotton/manmade fibre,other than unbleached/not mercerised	-	5	-	208
60024000	Knitted/crocheted fabrics width ?30 cm, containing by weight 5 % or more elastomeric yarn but not rubber thread	17	17	16	16
60029000	Knitted/crocheted fabrics width ? 30 cm, other than containing by weight 5%/more elastomeric yarn but not rubber thread	8.768	23.475	72.586	164.910
60032000	Knitted or crocheted fabrics of cotton,of a width not exceeding 30 cm, other than those of heading 60.01 or 60.02	1	1	16	73
60033000	Knitted/crocheted fabrics of synthetic fibres of a width not exceeding 30 cm,other than those of heading 60.01 or 60.02	56	548	1.295	7.533
60039000	Knitted or crocheted fabrics of a width not exceeding 30 cm,o.t heading 60.01 or 60.02,o.t subheading 6003.10-6003.40	28	28	865	865
60041010	Knitted/crocheted fabric of width>30 cm,contain by weight 5%-20% of elastomeric yarn,not contain rubber thread,o.t 60.01	3.664	68.920	22.367	545.257
60041090	Knitted/crocheted fabric of width>30 cm,o.t cont weight 5%-20% of elastomeric yarn,not cont rubber thread,o.t 60.01	302.054	704.096	2.186.899	4.709.306
60049000	Knitted/crocheted fabrics width > 30cm,contain weight ?5%of elastomeric yarn,contain rubber thread,o.t heading 60.01	35.122	93.517	397.815	1.032.624
60052100	Warp knit fabrics(include those made on galloon knitt machines),o.t headings 60.01-60.04 of cotton,unbleached/bleached	15	15	2.307	2.307
60052200	Warp knit fabrics (include those made on galloon knitting machines),other than headings 60.01-60.04, of cotton, dyed	9	55.428	75	957.605
60052300	Warp knit fabrics(include those made on galloon knit machines),o.t headings 60.01-60.04,of cotton yarns different colour	-	0	-	0
60053500	Warp knit fabrics specified in Subheading Note 1 to this Chapter, of synthetic fibres	-	0	-	10
60053690	Warp knit fabric of synthetic fibre (incl made on galloon knit machine),o.t HS 6005.35.00-6005.36.10,unbleached/bleached	46.047	63.324	115.214	163.686
60053790	Warp knit fabrics of synthetic fibres (include those made on galloon knit machines),o.t HS 6005.35.00-6005.37.10, dyed	5.890	9.718	34.904	76.554
60053890	Warp knit fabric of synthetic fibre (incl made on galloon knit machine),of differ color yarn,o.t HS6005.35.00-6005.38.10	27.948	74.981	88.844	218.411
60053990	Warp knit fabrics of synthetic fibres (include made on galloon knit machine),o.t HS 6005.35.00-6005.39.10, printed	3	3	103	103
60059090	Warp knit fabrics (incl made on galloon knitt machines),o.t head 60.01-60.04,n.e.c. 60.05, o.t of wool/fine animal hair	1.661	1.901	15.472	16.354
60061000	Fabrics; knitted or crocheted fabrics, other than those of headings 60.01 to 60.05, of wool or fine animal hair	9	41	1.678	2.429
60062100	Fabrics; knitted or crocheted fabrics, other than those of headings 60.01 to 60.05, of cotton, unbleached or bleached	32.201	38.320	37.613	92.032
60062200	Fabrics; knitted or crocheted fabrics, other than those of headings 60.01 to 60.05, of cotton, dyed	238.025	447.852	1.339.590	2.688.114

Tabel 3 : Ekspor Indonesia menurut Komoditi (Kode HS 8 digit)

Februari 2022

Kode H S	Uraian golongan barang	Berat bersih (Kg)		Nilai F.O.B. (U S \$)	
		Bulan ini	Kumulatif	Bulan ini	Kumulatif
(1)	(2)	(3)	(4)	(5)	(6)
60062300	Fabrics; knitted or crocheted fabrics, o.t those of headings 60.01 to 60.05, of cotton, of yarns of different colours	3.963	4.823	38.770	46.155
60062400	Fabrics; knitted or crocheted fabrics, other than those of headings 60.01 to 60.05, of cotton, printed	5.504	8.383	47.496	93.634
60063120	Knitted or crocheted fabrics, elastic (combined with rubber threads) of synthetic fibres, unbleached or bleached	23	43	62	150
60063190	Knitted or crocheted fabrics of synthetic fibres, unbleached or bleached, other than nylon fibres mesh and elastic	135.967	274.888	634.538	1.273.782
60063210	Nylon fibre mesh of a kind used as backing material for mosaic tiles, dyed	-	4	-	112
60063290	Knitted or crocheted fabrics of synthetic fibres, dyed, other than nylon fibres mesh and elastic	96.491	205.775	714.369	1.598.487
60063390	Knitted/crocheted fabrics synthetic yarns of different colours, other than elastic (combined with rubber threads)	112.659	276.325	604.290	1.391.402
60063490	Knitted or crocheted fabrics, of synthetic yarn, other than elastic (combined with rubber threads) yarns, printed	146	292	2.386	4.654
60064110	Knitted or crocheted fabrics, elastic (combined with rubber threads) of artificial fibres, unbleached or bleached	-	10.620	-	6.372
60064190	Knitted/crocheted fabrics other than of elastic (combined with rubber threads) of artificial fibres, unbleached/bleached	37	37	45	45
60064290	Knitted or crocheted fabrics of artificial fibres, dyed, other than elastic (combined with rubber threads)	226	226	81	81
60069000	Fabrics; knitted or crocheted fabrics, n.e.c. 60.01 to 60.06	152.898	290.045	624.800	1.108.854
61012000	Men/boys' over/car-coat,cape,wind-cheater/jacket & similar, knitted/crocheted, oth heading 61.03, of cotton	154.169	295.757	1.630.816	3.320.772
61013000	Men/boys' over/car-coat,cape,wind-cheater/jacket & similar, knitted/crocheted, oth heading 61.03, of man-made fibres	54.526	153.281	1.033.597	2.893.430
61019000	Men/boys' over/car-coat,cape,wind-cheater/jacket & similar, knitted/crocheted, oth heading 61.03, of oth textile material	80.993	299.197	1.300.174	3.881.025
61021000	Women/girl over/car-coat,cape,wind-cheater/jacket & similar, knitted/crocheted, oth heading 61.04, of wool/fine animal hair	4	4	21	31
61022000	Women/girl over/car-coat,cape,wind-cheater/jacket & similar, knitted/crocheted, oth heading 61.04, of cotton	192.162	456.722	3.892.323	9.342.161
61023000	Women/girl over/car-coat,cape,wind-cheater/jacket & similar, knitted/crocheted, oth heading 61.04, of man-made fibres	83.908	159.921	1.998.549	3.983.614
61029000	Women/girl over/car-coat,cape,wind-cheater/jacket & similar, knitted/crocheted, oth heading 61.04, of oth textile material	22.842	49.703	466.063	959.449
61031000	Men's/boys' suits, knitted/crocheted	65.261	191.832	1.065.041	3.948.744
61032200	Men's/boys' ensembles knitted/crocheted, of cotton	17.674	26.259	393.916	581.686
61032300	Men's/boys' ensembles knitted/crocheted, of synthetic fibres	17.308	51.712	314.313	852.500
61032900	Men's/boys' ensembles knitted/crocheted, of other textile materials	47.588	68.524	1.696.657	2.363.916
61033200	Men's/boys' jackets & blazers, knitted/crocheted, of cotton	29.343	94.980	667.746	2.436.357
61033300	Men's/boys' jackets & blazers, knitted/crocheted, of synthetic fibres	7.112	15.921	185.694	424.036
61033990	Men's/boys' jacket & blazer, knitted/crocheted, of oth material pos head 6103.	57.173	102.541	1.218.512	2.608.126
61034200	Men's/boys' trouser, bib & brace overall, breeche & short, knitted/crocheted, of cotton	920.288	1.627.814	15.852.820	27.699.491
61034300	Men's/boys' trouser, bib & brace overall, breeche & short, knitted/crocheted, of synthetic fibres	306.796	726.040	7.732.691	17.182.222
61034900	Men's/boys' trouser, bib & brace overall, breeche & short, knitted/crocheted, of other textile materials	116.627	404.425	2.769.261	8.598.742
61041300	Women's or girls' suits, knitted or crocheted, of synthetic fibres	6.453	45.670	106.835	743.463
61041920	Women's or girls' suits, knitted or crocheted, of cotton	1.402	2.530	6.050	45.093

Tabel 3 : Ekspor Indonesia menurut Komoditi (Kode HS 8 digit)

Februari 2022

Kode H S	Uraian golongan barang	Berat bersih (Kg)		Nilai F.O.B. (U S \$)	
		Bulan ini	Kumulatif	Bulan ini	Kumulatif
(1)	(2)	(3)	(4)	(5)	(6)
61041990	Women's or girls' suits, knitted/crocheted, of other textile materials	52.193	84.452	585.868	1.128.980
61042200	Women's/girls' ensembles, knitted or crocheted, of cotton	3.059	38.247	20.839	847.344
61042300	Women's/girls' ensembles, knitted or crocheted, of synthetic fibres	2.094	10.425	39.184	200.029
61042900	Women's/girls' ensembles, knitted or crocheted, of other textile materials	7.332	7.577	57.352	67.364
61043100	Women's/girls' jackets & blazers, knitted or crocheted, of wool or fine animal hair	2	2	28	28
61043200	Women's/girls' jackets & blazers, knitted or crocheted, of cotton	20.790	44.011	1.103.955	2.130.537
61043300	Women's/girls' jackets & blazers, knitted or crocheted, of synthetic fibres	13.280	19.666	393.022	620.012
61043900	Women's/girls' jackets & blazers, knitted or crocheted, of other textile materials	2.356	2.807	27.335	53.099
61044100	Women's/girls' dresses, knitted or crocheted, of wool or fine animal hair	-	391	-	10.201
61044200	Women's/girls' dresses, knitted or crocheted, of cotton	419.632	1.347.535	9.103.584	29.194.347
61044300	Women's/girls' dresses, knitted or crocheted, of synthetic fibres	328.439	658.927	7.355.358	13.752.330
61044400	Women's/girls' dresses, knitted or crocheted, of artificial fibres	192.324	326.317	3.017.560	6.165.358
61044900	Women's/girls' dresses, knitted or crocheted, of other textile materials	492.801	1.083.833	4.480.502	10.229.478
61045200	Women's/girls' skirts & divided skirts, knitted/crocheted, of cotton	24.513	82.752	631.356	1.996.296
61045300	Women's/girls' skirts & divided skirts, knitted/crocheted, of synthetic fibres	28.562	65.504	536.302	1.380.947
61045900	Women's/girls' skirts & divided skirts, knitted/crocheted, of other textile materials	12.748	16.444	299.828	321.736
61046200	Women's/girls' trouser, bib & brace overall, breeches & short, knitted/crocheted, of cotton	2.599.913	4.847.491	47.127.755	90.869.117
61046300	Women's/girls' trouser, bib & brace overall, breeches & short, knitted/crocheted, of synthetic fibres	564.560	1.169.891	11.194.848	24.883.300
61046900	Women's/girls' trouser, bib & brace overall, breeches & short, knitted/crocheted, of other textile materials	139.403	417.233	3.465.903	10.737.124
61051000	Men's or boys' shirts, knitted or crocheted, of cotton	262.520	517.066	6.489.892	12.245.772
61052010	Men's or boys' shirts, knitted or crocheted, of synthetic fibres	324.624	565.118	6.076.102	10.452.295
61052020	Men's or boys' shirts, knitted or crocheted, of artificial fibres	48.727	164.660	889.933	4.030.679
61059000	Men's or boys' shirts, knitted or crocheted, of other textile materials	56.351	118.141	452.454	925.865
61061000	Women's or girls' blouses, shirts & shirt-blouses, knitted/crocheted, of cotton	505.513	1.056.159	9.046.622	21.450.191
61062000	Women's or girls' blouses, shirts & shirt-blouses, knitted/crocheted, of man-made fibres	74.343	141.753	2.078.067	3.972.016
61069000	Women's or girls' blouses, shirts & shirt-blouses, knitted/crocheted, of other textile materials	63.215	159.888	1.365.309	4.057.311
61071100	Men's or boys' underpants and briefs, knitted or crocheted, of cotton	54.727	103.253	976.346	1.846.366
61071200	Men's or boys' underpants and briefs, knitted or crocheted, of man-made fibres	57.023	114.966	1.366.584	2.593.154
61071900	Men's or boys' underpants and briefs, knitted or crocheted, of other textile materials	58.809	129.182	1.546.763	3.956.289
61072100	Men's or boys' nightshirts & pyjamas, knitted or crocheted, of cotton	1.480	7.103	26.515	126.469
61072200	Men's or boys' nightshirts & pyjamas, knitted or crocheted, of man-made fibres	3.232	3.232	79.380	79.380
61072900	Men's or boys' nightshirts & pyjamas, knitted or crocheted, of other textile materials	295	329	2.327	2.806
61079100	Men's or boys' bathrobes, dressing gowns & similar articles, knitted or crocheted, of cotton	16.259	113.739	112.561	658.070

Tabel 3 : Ekspor Indonesia menurut Komoditi (Kode HS 8 digit)

Februari 2022

Kode H S	Uraian golongan barang	Berat bersih (Kg)		Nilai F.O.B. (U S \$)	
		Bulan ini	Kumulatif	Bulan ini	Kumulatif
		(1)	(2)	(3)	(4)
61079900	Men's or boys' bathrobes,dressing gowns & similar articles,knitted or crocheted, of other textile materials	3.217	4.966	113.848	208.048
61081100	Women's or girls' slips and petticoats,knitted/crocheted,of man-made fibres	15.722	21.851	422.320	615.673
61081930	Women's or girls' slips and petticoats,knitted/crocheted,of cotton	19	893	271	218.550
61081990	Women's or girls' slips and petticoats,knitted/crocheted,of other textile materials	30.172	59.462	367.297	708.312
61082100	Women's or girls' briefs and panties,knitted/crocheted,of cotton	28.009	56.583	817.100	1.694.456
61082200	Women's or girls' briefs and panties,knitted/crocheted,of man-made fibres	118.755	239.581	7.466.788	13.927.920
61082900	Women's or girls' briefs and panties,knitted/crocheted,of other textile materials	35.085	114.540	973.935	2.038.090
61083100	Women's or girls' nightdresses & pyjamas,knitted/crocheted,of cotton	102.698	165.837	1.543.408	2.682.144
61083200	Women's or girls' nightdresses & pyjamas,knitted/crocheted,of man-made fibres	132.670	190.908	3.602.705	5.269.637
61083900	Women's or girls' nightdresses & pyjamas,knitted/crocheted,of other textile materials	985	4.413	100.506	174.182
61089100	Women's/girls' negligees,bathrobe,dressing gown & similararticles,knitted/crocheted,of cotton	111.581	153.650	1.994.137	2.768.181
61089200	Women's/girls' negligees,bathrobe,dressing gown & similararticles,knitted/crocheted, of man-made fibres	10.090	28.248	400.130	1.033.504
61089900	Women's/girls' negligees,bathrobe,dressing gown & similararticles,knitted/crocheted,of other textile materials	29.618	48.518	840.740	1.352.559
61091010	T-shirts,singlets and other vests,knitted or crocheted,ofcotton, for men or boys	1.454.382	2.608.560	16.357.599	27.788.191
61091020	T-shirts,singlets and other vests,knitted or crocheted,ofcotton, for women or girls	479.893	1.230.654	10.199.152	25.350.170
61099010	T-shirts,singlets and other vests,knitted or crocheted, formen or boys, of ramie, linen or silk	163.219	490.459	2.681.616	9.410.338
61099020	T-shirts,singlets and other vests,knitted or crocheted, formen or boys, of other textile materials	355.865	918.463	8.279.053	23.436.173
61099030	T-shirts,singlets and other vests,knitted or crocheted, forwomen or girls, of other textile materials	641.574	1.200.230	12.267.351	23.122.690
61101100	Jerseys,pullovers,cardigans,waistcoats & similar articles,knitted or crocheted, of wool	522	1.588	12.400	32.740
61101900	Jerseys,pullovers,cardigans,waistcoats & similar articles,knitted or crocheted, of other fine animal hair	39.086	74.680	627.758	1.425.628
61102000	Jerseys,pullovers,cardigans,waistcoats & similar articles,of cotton	3.257.659	6.609.094	64.520.738	134.021.426
61103000	Jerseys,pullovers,cardigans,waistcoats & similar articles,of man-made fibres	736.940	1.729.786	19.503.277	41.416.804
61109000	Jerseys,pullovers,cardigans,waistcoats & similar articles,of other textile materials	297.408	628.223	5.659.214	11.407.471
61112000	Babies' garments and clothing accessories, knitted orcrocheted, of cotton	666.027	1.426.890	18.465.900	37.397.499
61113000	Babies' garments and clothing accessories, knitted orcrocheted, of synthetic fibres	48.844	183.014	1.927.904	6.138.794
61119010	Babies' garments and clothing accessories, knitted orcrocheted, of wool or fine animal hair	7.455	7.525	701	771
61119090	Babies' garments and clothing accessories, knitted orcrocheted, of other textile materials	45.008	109.034	1.023.317	2.341.881
61121100	Track suits, knitted or crocheted, of cotton	7.273	13.696	179.915	316.974
61121200	Track suits, knitted or crocheted, of synthetic fibres	38.735	85.273	1.467.043	2.847.583
61121900	Track suits,knitted or crocheted,of other textile materials	5.658	5.793	113.185	138.275
61123100	Men's or boys' swimwear, knitted or crocheted, of synthetic fibres	2.722	6.278	74.455	199.141
61123900	Men's or boys' swimwear, knitted or crocheted, of othertextile materials	1.341	1.912	35.504	44.680

Tabel 3 : Ekspor Indonesia menurut Komoditi (Kode HS 8 digit)

Februari 2022

Kode H S	Uraian golongan barang	Berat bersih (Kg)		Nilai F.O.B. (U S \$)	
		Bulan ini	Kumulatif	Bulan ini	Kumulatif
(1)	(2)	(3)	(4)	(5)	(6)
61124110	Mastectomy Swimwear (post breast surgery swimwear), of synthetic fibres	309.570	466.445	10.958.548	16.517.470
61124190	Other women's or girls' swimwear, of synthetic fibres	351.697	1.081.280	11.839.875	32.127.180
61124910	Mastectomy Swimwear (post breast surgery swimwear), of other textile materials	8	8	104	104
61124990	Other women's or girls' swimwear, of other textile materials	16.517	31.280	998.434	1.520.179
61130040	Other protective work garments, made up of knitted/crocheted fabrics of heading 59.03, 59.06 or 59.07	-	21	-	24
61130090	Other garments, made up of knitted or crocheted fabrics of heading 59.03, 59.06 or 59.07	8.203	17.004	206.705	475.966
61142000	Garments; of cotton, knitted or crocheted, n.e.c. in chapter 61	254.122	424.496	7.128.858	10.227.380
61143020	Garments used for protection from fire of man-made fibres, knitted or crocheted	22.777	64.468	713.010	1.848.666
61143090	Other garments, knitted or crocheted, of man-made fibres	143.357	286.438	4.159.756	7.769.990
61149090	Other garments, knitted/crocheted, of other textile materials (excl. wool or fine animal hair)	78.738	135.064	2.168.385	4.513.450
61151090	Oth graduated compression hosiery, exc stockings for varicose veins, of synthetic fibres, knitted or crocheted	103	178	1.118	2.620
61152100	Hosiery; panty hose and tights (other than graduated compression hosiery), of synthetic fibres, measuring per single yarn less than 67 decitex, knitted or crocheted	161	228	4.667	7.989
61152200	Hosiery; panty hose and tights (other than graduated compression hosiery), of synthetic fibres, measuring per single yarn 67 decitex or more, knitted or crocheted	115	5.267	5.608	59.632
61152910	Other panty hose and tights, knitted/crocheted, of cotton	265	2.156	6.996	33.721
61152990	Other panty hose and tights, knitted/crocheted, of other textile material (excl. cotton)	1.785	1.970	80.523	95.334
61153090	Oth women full-length/knee-length hosiery, knitted/crocheted, measuring per single yarn <67 decitex, of oth textile material	192	337	286	403
61159500	Footwear without applied soles, knitted/crocheted of cotton measure per single yarn >=67 decitex, of cotton	599.983	1.307.543	7.856.607	16.775.090
61159600	Footwear without applied soles, knitted/crocheted of synthetic fibres	12.359	40.405	215.170	603.237
61159900	Footwear without applied soles, knitted/crocheted of other textile materials	42.120	67.328	647.632	1.144.801
61161010	Divers' gloves, knitted or crocheted, impregnated, coated or covered with plastics or rubber	46.252	93.526	575.746	992.616
61161090	Other gloves, mittens and mitts, knitted or crocheted, impregnated, coated or covered with plastics or rubber	19.504	46.060	1.241.503	2.946.860
61169200	Glove, mitten & mitt, knitted/crocheted, not impregnated & coated/covered with plastics or rubber, of cotton	30.645	44.861	102.125	158.723
61169300	Glove, mitten & mitt, knitted/crocheted, not impregnated & coated/covered with plastics or rubber, of synthetic fibres	138.945	334.920	5.223.335	13.370.952
61169900	Glove, mitten & mitt, knitted/crocheted, not impregnated & coated/covered with plastics or rubber, of textile materials	344.261	986.094	958.413	2.247.549
61171010	Shawls, scarves, mufflers, mantillas, veils & the like, knitted/crocheted, of cotton	262	459	5.637	9.149
61171090	Shawls, scarves, mufflers, mantillas, veils & the like, knitted/crocheted, of other textile materials	15.778	36.650	100.713	250.838
61178019	Ties, bow ties & cravats, knitted/crocheted, of other textile materials	42	678	2.032	36.140
61178020	Wrist bands, knee bands or ankle bands, knitted/crocheted	30	70	2.160	4.960
61178090	Other made up clothing accessories, knitted or crocheted	18.478	36.427	405.031	763.847
61179000	Parts of garments or of clothing accessories, knitted or crocheted	1.144	1.156	12.130	12.378

Tabel 3 : Ekspor Indonesia menurut Komoditi (Kode HS 8 digit)

Februari 2022

Kode H S	Uraian golongan barang	Berat bersih (Kg)		Nilai F.O.B. (U S \$)	
		Bulan ini	Kumulatif	Bulan ini	Kumulatif
(1)	(2)	(3)	(4)	(5)	(6)
62011100	Men/boys' overcoat,raincoat,car-coat,cape,cloak & similararticles,oth those of heading 62.03,of wool/fine animal hair	34	10.605	377	810.460
62011200	Men/boys' overcoat,raincoat,car-coat,cape,cloak & similararticles,oth those of heading 62.03, of cotton	2.237	16.408	67.318	165.658
62011300	Men/boys' overcoat,raincoat,car-coat,cape,cloak & similararticles,oth those of heading 62.03, of man-made fibres	36.642	93.206	1.805.230	5.172.375
62011910	Men/boys' overcoat,raincoat,car-coat,cape,cloak & similararticles,oth those of heading 62.03, of silk	1.560	1.560	38.619	38.619
62011920	Men/boys' overcoat,raincoat,car-coat,cape,cloak & similararticles,oth those of heading 62.03, of ramie	11	11	409	409
62011990	Men/boys' overcoat,raincoat,car-coat,cape,cloak & similararticles,oth those of heading 62.03,of oth textile material	203.963	500.443	7.354.422	19.589.879
62019100	Men/boys' anorak (incl ski-jacket),wind-cheater,wind-jacket& similar articles,oth head 62.03, of wool/fine hair animal	41	723	2.397	41.220
62019200	Men/boys' anorak (incl ski-jacket),wind-cheater,wind-jacket& similar articles,oth head 62.03, of cotton	281.000	628.640	2.500.338	5.920.263
62019300	Men/boys' anorak (incl ski-jacket),wind-cheater,wind-jacket& similar articles,oth head 62.03, of man-made fibres	164.216	306.851	6.814.540	12.773.444
62019990	Men/boys' anorak (incl ski-jacket),wind-cheater,wind-jacket& similar articles,oth head 62.03,of other textile material	7.004	23.778	268.474	715.103
62021100	Women/girls' overcoat, raincoat, car-coat, cape, cloak&similararticles, oth those of heading 62.04, of wool/fine animal hair	298	7.190	19.475	698.720
62021200	Women/girls' overcoat, raincoat, car-coat, cape, cloak&similararticles, oth those of heading 62.04, of cotton	3.110	3.153	127.721	128.524
62021300	Women/girls' overcoat, raincoat, car-coat, cape, cloak&similararticles, oth those of heading 62.04, of man-made fibres	54.875	79.790	2.815.341	3.969.534
62021910	Women/girls' overcoat, raincoat, car-coat, cape, cloak&similararticles, oth those of heading 62.04, of silk	9	9	72	72
62021990	Women/girls' overcoat, raincoat, car-coat, cape, cloak&similararticles, oth those of heading 62.04, of oth textile material	44.847	102.969	1.686.706	3.786.474
62029200	Women/girls' anorak (incl ski-jacket),wind-cheater&jacket,& similar articles,oth head 62.04, of cotton	1.461	5.339	58.634	220.840
62029300	Women/girls' anorak (incl ski-jacket),wind-cheater&jacket,& similar articles,oth head 62.04, of man-made fibres	58.577	157.005	1.570.540	5.265.778
62029990	Women/girls' anorak (incl ski-jacket),wind-cheater&jacket,& similar articles,oth head 62.04,of other textile material	474	3.613	12.215	111.237
62031100	Men's or boys' suits, of wool or fine animal hair	60.337	103.508	858.038	1.287.097
62031200	Men's or boys' suits, of synthetic fibres	108.904	232.425	2.381.968	5.533.760
62031911	Men's or boys' suits, of cotton, printed by traditional batik process	791	1.152	41.063	46.139
62031919	Men's or boys' suits,of cotton, not printed by traditional batik process	47.815	90.088	1.032.327	1.844.943
62031921	Men's or boys' suits, of silk, printed by traditional batik process	2.856	5.996	81.436	177.827
62031929	Men's or boys' suits,of silk, not printed by traditional batik process	612	1.315	16.588	38.060
62031990	Men's or boys' suits,of other textile material (exc. cotton& silk)	143.316	349.569	3.389.643	8.730.164
62032290	Men's or boys' ensemble, of cotton, not printed by traditional batik process	4	21	206	670
62032300	Men's or boys' ensemble, of synthetic fibres	2	6	579	1.812
62032990	Men's or boys' ensemble, of other textile materials exc. wool or fine animal hair	1.051	1.051	2.224	2.224
62033100	Men's or boys' jackets & blazers, of wool/fine animal hair	20.108	38.925	1.110.580	2.094.531

Tabel 3 : Ekspor Indonesia menurut Komoditi (Kode HS 8 digit)

Februari 2022

Kode H S	Uraian golongan barang	Berat bersih (Kg)		Nilai F.O.B. (U S \$)	
		Bulan ini	Kumulatif	Bulan ini	Kumulatif
		(1)	(2)	(3)	(4)
62033210	Men's or boys' jackets & blazers, of cotton, printed by traditional batik process	4	4	46	46
62033290	Men's or boys' jackets & blazers, of cotton,not printed by traditional batik process	66.055	214.500	1.710.813	5.296.066
62033300	Men's or boys' jackets & blazers, of synthetic fibres	171.388	346.842	3.311.121	6.433.476
62033900	Men's or boys' jackets & blazers,of other textile materialsexc.wool/fine animal hair,cotton&synthetic fibres	204.492	345.025	6.710.534	12.206.780
62034100	Men's or boys' trouser,bib & brace overall,breeche & short(oth swimwear) of wool/fine animal hair	12.718	24.425	674.923	1.301.510
62034210	Men's or boys' bibs & brace overalls, of cotton	8.212	32.801	326.256	1.152.726
62034290	Men's or boys' trousers, breeches & shorts (oth swimwear),of cotton	1.232.908	2.482.000	25.617.489	54.171.798
62034300	Men's or boys' trouser,bib & brace overall,breeche & shorts(oth swimwear), of synthetic fibres	965.785	1.747.917	28.506.876	52.693.119
62034910	Men's or boys' trouser,bib & brace overall,breeche & shorts(oth swimwear), of silk	60.430	150.778	2.475.679	5.532.546
62034990	Men's or boys' trouser,bib & brace overall,breeche & shorts(oth swimwear) of other textile materials except silk	731.513	1.542.001	6.355.851	13.008.274
62041100	Women's or girls' suits, of wool or fine animal hair	-	2	-	329
62041210	Women's or girls' suits, of cotton, printed by traditional batik process	237	258	2.372	3.875
62041290	Women's or girls' suits, of cotton, not printed bytraditional batik process	72.141	183.739	1.497.021	4.113.795
62041300	Women's or girls' suits, of synthetic fibres	29.733	88.550	795.066	2.095.089
62041911	Women's or girls' suits, of silk, printed by traditional batik process	56	56	582	582
62041919	Women's or girls' suits, of silk,not printed by traditional batik process	7.561	15.084	131.184	340.883
62041990	Women's or girls' suits, of other textile materials exceptsilk	53.128	116.183	1.864.651	3.436.698
62042210	Women's or girls' ensembles, of cotton, printed by traditional batik process	2	2	5	5
62042290	Women's or girls' ensembles,of cottons, not printed by traditional batik process	40	292	1.866	17.975
62042300	Women's or girls' ensembles, of synthetic fibres	18	57	314	1.527
62042910	Women's or girls' ensembles, of silk	-	1	-	721
62042990	Women's or girls' ensembles, of other textile material sexcept silk	12.062	21.610	431.147	948.097
62043100	Women's or girls' jackets and blazers,of wool/fine animal hair	5.486	9.685	278.034	444.145
62043210	Women's or girls' jackets and blazers,of cotton, printed by traditional batik process	9	9	55	55
62043290	Women's or girls' jackets and blazers,of cotton,not printed by traditional batik process	13.899	79.730	335.937	2.396.192
62043300	Women's or girls' jackets and blazers,of synthetic fibres	102.023	169.906	3.111.470	4.803.242
62043919	Women's or girls' jackets and blazers,of silk,not printed by traditional batik process	28	28	167	168
62043990	Women's or girls' jackets and blazers,of other textile materials except silk	18.732	79.343	640.503	1.618.251
62044100	Women's or girls' dresses, of wool or fine animal hair	2.500	34.251	95.889	1.065.584
62044210	Women's or girls' dresses, of cotton,printed by traditional batik process	8.701	8.744	291.253	293.449
62044290	Women's or girls' dresses, of cotton, not printed by traditional batik process	413.848	956.457	9.579.023	23.563.040
62044300	Women's or girls' dresses, of synthetic fibres	595.358	1.282.488	19.926.121	42.826.409
62044400	Women's or girls' dresses, of artifisial fibres	238.722	550.822	6.718.818	14.189.608
62044910	Women's or girls' dresses,of other textile material,printed by traditional batik process	1.034	3.049	116.940	160.703
62044990	Women's or girls' dresses, of other textile material, notprinted by traditional batik process	191.878	381.379	4.749.426	8.557.476
62045100	Women's or girls' skirts and divided skirts,of wool or fineanimal hair	519	1.480	35.874	65.995

Tabel 3 : Ekspor Indonesia menurut Komoditi (Kode HS 8 digit)

Februari 2022

Kode H S	Uraian golongan barang	Berat bersih (Kg)		Nilai F.O.B. (U S \$)	
		Bulan ini	Kumulatif	Bulan ini	Kumulatif
		(1)	(2)	(3)	(4)
62045210	Women's or girls' skirts and divided skirts, of cotton,printed by traditional batik process	180	2.016	5.888	76.786
62045290	Women's or girls' skirts and divided skirts, of cotton, notprinted by traditional batik process	53.707	197.891	1.334.779	4.144.569
62045300	Women's or girls' skirts and divided skirts,of syntheticfibres	148.774	292.786	4.584.726	9.075.585
62045910	Women's or girls' skirts and divided skirts,of oth textilematerials, printed by traditional batik process	3.001	3.017	128.178	130.972
62045990	Women's or girls' skirts and divided skirts,of oth textilematerials,not printed by traditional batik process	93.128	165.707	2.115.374	3.832.631
62046100	Women's/girls' trouser,bib & brace overall,breeche & short,(oth swimwear), of wool or fine animal hair	2.191	4.695	104.221	208.059
62046200	Women's/girls' trouser,bib & brace overall,breeche & short,(oth swimwear), of cotton	772.299	1.802.729	17.823.445	41.519.003
62046300	Women's/girls' trouser,bib & brace overall,breeche & short,(oth swimwear), of synthetic fibres	481.766	942.537	13.046.702	24.747.437
62046900	Women's/girls' trouser,bib & brace overall,breeche & short,(oth swimwear), of other textile materials	561.574	1.352.766	14.593.274	32.327.284
62052010	Men's or boys' shirts, of cotton, printed by traditional batik process	60	60	1.245	1.309
62052020	Men's or boys' shirts, of cotton, barong tagalog	1.036	2.020	33.211	64.078
62052090	Men's or boys' shirts,of cotton,not printed by traditional batik process or barong tagalog	572.068	1.177.863	16.478.098	33.396.580
62053010	Men's or boys' shirts, of man-made fibres, barong tagalog	24.535	31.351	223.342	315.375
62053090	Men's or boys' shirts, of man-made fibres,other than barong tagalog	353.510	720.274	7.930.741	15.356.362
62059010	Men's or boys' shirts, of wool or fine animal hair	857	1.342	79.504	131.651
62059091	Men's/boys' shirts,of oth textile materials exc wool/fineanimal hair, printed by traditional batik process	23.174	60.021	748.728	2.082.500
62059092	Men's/boys' shirts,of oth textile materials exc wool/fineanimal hair,barong tagalog	1	1	104	104
62059099	Men/boy shirt,of oth textile material exc wool/fine animalhair,not printed by traditional batik process/barong tagalog	113.644	262.129	3.128.519	7.281.870
62061010	Women's or girls' blouses,shirts and shirt-blouses,of silk/silk waste, printed by traditional batik process	24	31	71	110
62061090	Women's or girls' blouses,shirts and shirt-blouses,of silk/silk waste,not printed by traditional batik process	18.312	27.578	643.975	951.554
62063010	Women's or girls' blouses,shirts & shirt-blouses,of cotton,printed by traditional batik process	3.766	8.707	149.409	414.482
62063090	Women's or girls' blouses,shirts & shirt-blouses,of cotton,not printed by traditional batik process	267.916	672.117	9.746.844	23.785.198
62064000	Women's or girls' blouses,shirts & shirt-blouses,of man-made fibres	1.042.465	2.693.272	28.354.744	74.910.136
62069000	Women's or girls' blouses,shirts & shirt-blouses,of othertextile materials	72.476	153.168	2.263.250	4.868.502
62071100	Men's or boys' underpants and briefs, of cotton	59.579	134.222	1.225.908	2.743.862
62071900	Men's or boys' underpants and briefs, of other textile materials	1.267	3.519	30.442	69.832
62072110	Men's or boys' nightshirts and pyjamas, of cotton, printed by traditional batik process	1	1	65	65
62072190	Men's or boys' nightshirts and pyjamas, of cotton, notprinted by traditional batik process	22.337	25.737	321.909	429.914
62072200	Men's or boys' nightshirts and pyjamas, of man-made fibres	839	850	17.904	18.389
62072990	Men's or boys' nightshirt & pyjamas,of oth textile materialexc silk/cotton/man-made fibres	66	296	3.935	9.234
62079100	Men's or boys' singlet & oth vest,bathrobe,dressing gown &similar articles, of cotton	28.105	50.401	937.046	1.966.472
62079910	Men's or boys' singlet & oth vest,bathrobe,dressing gown &similar articles, of man-made fibres	18.733	28.537	771.996	1.100.211
62079990	Men/boy singlet&oth vest,bathrobe,dressing gown&similar,of oth textile materials exc cotton/silk/man-made fibres	73.686	95.033	380.262	615.709

Tabel 3 : Ekspor Indonesia menurut Komoditi (Kode HS 8 digit)

Februari 2022

Kode H S	Uraian golongan barang	Berat bersih (Kg)		Nilai F.O.B. (U S \$)	
		Bulan ini	Kumulatif	Bulan ini	Kumulatif
(1)	(2)	(3)	(4)	(5)	(6)
62081100	Women's or girls' slips and petticoats, of man-made fibres	229.174	329.505	5.690.725	8.538.090
62081900	Women's or girls' slips and petticoats, of other textile materials	66.825	89.685	220.025	439.212
62082110	Women's or girls' nightdresses & pyjamas, of cotton, printed by traditional batik process	520	520	14.740	14.740
62082190	Women's or girls' nightdresses & pyjamas, of cotton, not printed by traditional batik process	3.229	20.624	109.755	767.856
62082200	Women's or girls' nightdresses and pyjamas, of man-made fibres	42.688	117.425	2.202.081	6.349.595
62082910	Women's or girls' nightdresses and pyjamas, of other textile materials, printed by traditional batik process	2	3	518	543
62082990	Women's or girls' nightdresses and pyjamas, of other textile materials, not printed by traditional batik process	9.709	24.423	100.519	201.489
62089110	Women/girl singlet & oth vest, brief, panty, negligee, bathrobe, & similar, of cotton, printed by traditional batik process	651	689	15.911	17.021
62089190	Women/girl singlet & oth vest, brief, panty, negligee, bathrobe, & similar, of cotton, not printed by traditional batik process	26.318	61.793	697.797	2.089.789
62089210	Women/girl singlet & oth vest, brief, panty, negligee, bathrobe, & similar, of man-made fibres, printed by traditional batik	11.524	11.530	111.833	112.344
62089290	Women/girl singlet & oth vest, brief, panty, negligee, bathrobe, & similar, of man-made fibres, not printed by traditional batik	26.093	47.699	802.425	1.683.068
62089990	Women/girl singlet & oth vest, brief, panty, negligee, bathrobe, & similar, of oth textile materials exc wool/fine animal hair	4.970	9.409	99.626	201.028
62092030	Babies's t-shirts, shirts, pyjamas and similar articles, of cotton	186.007	472.034	2.846.329	8.078.051
62092040	Babies's suits, pants and similar articles, of cotton	78.557	125.383	1.229.830	1.250.766
62092090	Other babies's garment & clothing accessories (exc t-shirt, shirt, pyjama, suit, pant & similar articles), of cotton	28.084	67.277	867.265	2.225.725
62093010	Babies's suits, pants and similar articles, of synthetic fibres	62.848	115.821	1.725.951	3.155.052
62093030	Babies's t-shirts, shirts, pyjamas and similar articles, of synthetic fibres	21.270	23.980	188.999	235.588
62093040	Babies's clothing accessories of synthetic fibres	479	810	13.111	21.294
62093090	Other babies's garment & clothing accessories (exc t-shirt, shirt, pyjama, suit, pant & similar articles), of synthetic fibres	658	688	8.422	8.588
62099000	Babies' garments and clothing accessories, of other textile materials	23.265	41.396	718.187	1.324.884
62101019	Other protective work garment (exc used for protection from chemical substance, radiation/fire), of fabric head 5602/5603	26.585	51.002	202.512	394.692
62101090	Garments of fabrics of heading 56.02 or 56.03, other than protective work garments	80.333	181.783	435.209	1.069.828
62102020	Garment used for protection from fire, of the type described in subheadings 6201.11 to 6201.19	-	2.330	-	279.337
62102040	Oth protective work garment, not used for protect from fire/chemical/radiation, of the type described in 6201.11-6201.19	6.561	6.561	239.936	239.936
62102090	Other garments, of the type described in subheadings 6201.11 to 6201.19, exc protective work garments	2.306	3.666	129.545	255.083
62103090	Other garments, of the type described in subheadings 6202.11 to 6202.19, exc protective work garments	12.299	17.353	427.668	442.610
62104010	Men's or boys' garments, used for protection from fire	6.726	14.058	356.505	678.870
62104020	Men's or boys' garments, used for protection from chemical substances or radiation	831	1.768	43.262	78.627
62104090	Other men's or boys' protective work garments (exc used for protection from fire/chemical substances/radiation)	24.627	61.887	940.253	2.421.846
62105010	Women's or girls' garments, used for protection from fire	181.368	181.948	1.747.984	1.792.684

Tabel 3 : Ekspor Indonesia menurut Komoditi (Kode HS 8 digit)

Februari 2022

Kode H S	Uraian golongan barang	Berat bersih (Kg)		Nilai F.O.B. (U S \$)	
		Bulan ini	Kumulatif	Bulan ini	Kumulatif
		(1)	(2)	(3)	(4)
62105090	Other women's or girls' protective work garments (exc usedfor protection from fire/chemical substances/radiation)	215.458	396.483	5.038.523	10.617.869
62111100	Men's or boys' swimwear	104.115	310.621	3.165.255	9.115.829
62111200	Women's or girls' swimwear	17.921	60.796	1.127.617	3.550.200
62112000	Ski suits	5	6	200	326
62113210	Garments for fencing or wrestling,of cotton,men's or boy's	35	121	135	759
62113220	Pilgrimage robes (Ehram), of cotton, men's or boys'	-	0	-	209
62113290	Other garments exc for fencing/wrestling/pilgrimage robes(ehram), men's or boy's	70.952	158.394	1.866.037	3.190.044
62113310	Garments for fencing or wrestling,of man-made fibres,men'sor boy's	37.797	82.595	828.761	1.780.624
62113390	Other garments,of man-made fibres,men's/boys',exc use forprotec from fire/chemical/radiation/for fencing/wrestling	277.556	636.132	4.173.601	8.745.174
62113910	Garments for fencing/wrestling,of other textile materials,men's or boy's	185	185	1.348	1.348
62113990	Oth garment,of oth textile material,men's/boys',exc use forprotec from fire/chemical/radiation/for fencing/wrestling	122.691	215.236	1.107.816	1.709.254
62114210	Garments for fencing or wrestling,of cotton,women's/girl's	3	464	7	3.075
62114220	Prayer cloaks, of cotton, women's or girl's	9.652	23.051	457.528	979.906
62114290	Other garments exc for fencing/wrestling/prayer cloaks, ofcotton, women's or girl's	37.148	91.915	1.226.122	3.151.010
62114310	Surgical gowns, of man-made fibres, women's or girl's	100.057	231.731	1.310.098	2.874.056
62114320	Prayer cloaks, of man-made fibres, women's or girl's	3.358	4.363	28.339	33.911
62114330	Anti-explosive protective suits, of man-made fibres,women'sor girl's	1	36	6	742
62114360	Flyers' coveralls, of man-made fibres, women's or girl's	265	265	29.274	29.274
62114390	Other garments, women's or girls', of man-made fribres	215.806	458.490	5.986.090	12.972.585
62114910	Garments for fencing or wrestling,of oth textile materials,women's or girl's	316	450	2.449	3.771
62114939	Prayer cloaks,except of wool or fine animal hair,women's or girl's	1.580	1.602	35.843	36.303
62114990	Other garments,except of wool or fine animal hair,women's or girl's	44.591	112.306	717.068	1.984.813
62121011	Mastectomy bra (post breast surgery bra),of cotton, whether or not knitted or crocheted	2	2	74	74
62121019	Other brassieres exc mastectomy bra,of cotton, whether ornot knitted or crocheted	248.230	491.903	11.639.835	22.111.846
62121091	Mastectomy bra (post breast surgery bra),of other textile,materials, whether or not knitted or crocheted	171.292	297.483	7.866.372	13.949.860
62121099	Oth brassieres exc mastectomy bra,of oth textile materials,whether or not knitted or crocheted	615.912	1.401.390	24.576.322	56.326.853
62122090	Girdles and panty-girdles,of other textile material,whetheror not knitted or crocheted	4.980	31.102	178.522	1.021.672
62123090	Corselettes,of other textile materials,whether or notknitted or crocheted	16.201	34.421	302.491	603.895
62129019	Braces,suspenders,garters & similar & parts,whether or notknitted or crocheted,of cotton	943	3.926	21.339	182.992
62129092	Athletic supporter,of other textile material,whether or notknitted or crocheted	1	1	42	42
62129099	Braces,suspenders,garters & similar & parts,whether or notknitted or crocheted,of other textile materials	26.396	43.170	856.274	1.403.275
62132010	Handkerchiefs, of cotton, printed by the traditional batikprocess	0	0	4	4
62132090	Handkerchiefs, of cotton, not printed by the traditionalbatik process	1	15	4	239
62139019	Handkerchiefs, of silk or silk waste, not printed by thetraditional batik process	-	0	-	1
62141010	Shawl,scarve,muffler,mantilla,veil & the like,of silk/silkwaste,printed by the traditional batik process	38	156	585	1.355
62141090	Shawl,scarve,muffler,mantilla,veil & the like,of silk/silkwaste,not printed by the traditional batik process	1.645	2.972	3.744	7.551

Tabel 3 : Ekspor Indonesia menurut Komoditi (Kode HS 8 digit)

Februari 2022

Kode H S	Uraian golongan barang	Berat bersih (Kg)		Nilai F.O.B. (U S \$)	
		Bulan ini	Kumulatif	Bulan ini	Kumulatif
(1)	(2)	(3)	(4)	(5)	(6)
62142000	Shawls,scarves,mufflers,mantillas,veils & the like,of woolor fine animal hair	16	284	3.672	6.299
62143010	Shawl,scarve,muffler,mantilla,veil & the like,of syntheticfibres, printed by the traditional batik process	318	318	2.178	2.178
62143090	Shawl,scarve,muffler,mantilla,veil & the like,of syntheticfibres, not printed by the traditional batik process	3.593	6.124	36.457	57.077
62144010	Shawl,scarve,muffler,mantilla,veil & the like,of artificialfibres, printed by the traditional batik process	14	14	56	56
62144090	Shawl,scarve,muffler,mantilla,veil & the like,of artificialfibres, not printed by the traditional batik process	2.389	3.870	25.946	37.451
62149010	Shawls,scarves,mufflers,mantillas,veils & the like,of othertextile materials, printed by the traditional batik process	1	1	135	135
62149090	Shawls,scarves,mufflers,mantillas,veils & the like,of othertextile material,not printed by traditional batik process	2.847	3.989	123.720	144.597
62151090	Ties,bow ties & cravat,of silk or silk waste,not printed by the traditional batik process	2	2	121	243
62152090	Ties,bow ties and cravats,of man-made fibres,not printed by the traditional batik process	1	1	31	31
62159090	Ties,bow ties and cravats,of other textile materials,notprinted by the traditional batik process	2	3	38	51
62160010	Protective work gloves, mittens and mitts	79.273	195.816	3.376.249	7.978.261
62160092	Other gloves, mittens and mitts,of cotton	1	1	15	15
62160099	Other gloves, mittens and mitts,of oth textile material excwool or fine animal hair or cotton	20.511	43.602	1.288.415	2.842.197
62171010	Judo belts, other than those of heading 62.12	20	294	50	7.315
62171090	Other clothing accessories except judo belts, other thanthose of heading 62.12	23.134	38.025	304.339	584.894
62179000	Parts of garments or of clothing accessories, other thanthose of heading 62.12	723	1.481	10.174	13.136
63011000	Electric blankets	1.706	2.932	27.912	32.129
63012000	Blankets (other than electric blanket) and travelling rugs,of wool or of fine animal hair	11.886	23.912	422.680	874.958
63013090	Blankets (other than electric blanket) and travelling rugs,of cotton,not printed by traditional process	1.106	3.245	21.154	62.853
63014010	Blankets (other than electric blanket) and travelling rugs,of nonwoven fabrics	158	447	1.944	5.821
63014090	Blankets (other than electric blanket) and travelling rugs,of synthetic fibres other than nonwoven fabrics	36.453	58.844	237.675	386.621
63019010	Other blankets and travelling rugs, of nonwoven fabrics	42	142	14	128
63019090	Other blankets & travelling rugs,of synthetic fibres otherthan nonwoven fabrics	117	2.081	471	19.331
63021000	Bed linen, knitted or crocheted	40.440	40.841	340.965	345.352
63022100	Bed linen; of cotton, printed, not knitted or crocheted	406	3.557	49.532	92.401
63022210	Other bed linen, printed, of nonwoven fabrics	245	663	366	5.611
63022290	Other bed linen, printed, of man-made fibres, other thannonwoven fabrics	71	408	903	24.373
63022900	Bed linen; of textile materials (other than cotton or man-made fibres), printed, not knitted or crocheted	120	443	202	1.667
63023100	Bed linen; of cotton (not printed, knitted or crocheted)	424	1.081	16.050	34.041
63023290	Other bed linen,not printed/knitted/crocheted, of man-madefibres other than nonwoven fabrics.	971	1.080	13.367	19.218
63023900	Bed linen; of textile materials other than cotton or man-made fibres (not printed, knitted or crocheted)	39	170	541	1.322
63024000	Table linen, knitted or crocheted	2	37	45	4.659
63025190	Table linen,not knitted/crocheted,of cotton,not printed bytraditional batik process	225	430	3.706	6.879
63025300	Table linen,not knitted/crocheted,of man-made fibres	1.970	3.336	19.091	33.395
63025990	Table linen, not knitted or crocheted, of other textilematerials except flax	4.997	8.667	37.998	58.854

Tabel 3 : Ekspor Indonesia menurut Komoditi (Kode HS 8 digit)

Februari 2022

Kode H S	Uraian golongan barang	Berat bersih (Kg)		Nilai F.O.B. (U S \$)	
		Bulan ini	Kumulatif	Bulan ini	Kumulatif
(1)	(2)	(3)	(4)	(5)	(6)
63026000	Toilet linen and kitchen linen,of terry towelling/similar terry fabrics, of cotton	14.850	64.791	137.615	672.906
63029100	Toilet linen and kitchen linen,oth than of terry towellingor similar terry fabrics, of cotton	55.332	83.318	405.145	608.426
63029300	Toilet linen and kitchen linen,oth than of terry towellingor similar terry fabrics, of man-made fibres	377	377	3.883	3.883
63029990	Toilet linen and kitchen linen,oth than of terry towellingor similar terry fabrics, of other textile materials exc flax	242	1.604	256	29.585
63031200	Curtains (including drapes) & interior blinds;curtain/bedvalances, knitted/crocheted,of synthetic fibres	20.903	23.406	234.181	279.747
63031910	Curtains (including drapes) & interior blinds;curtain/bedvalances, knitted/crocheted,of cotton	62	143	972	1.524
63031990	Curtain (incl drapes)&interior blinds;curtain/bed valances,knitte/crochete,of oth textile material exc cotton/synthetic	596	1.698	1.393	9.424
63039100	Curtains (including drapes) & interior blinds;curtain/bedvalances,not knitted/crocheted,of cotton	384	1.238	6.286	13.842
63039200	Curtains (including drapes) & interior blinds;curtain/bedvalances,not knitted/crocheted,of synthetic fibres	39.411	71.694	421.441	787.665
63039900	Curtain (incl drape)&interior blind;curtain/bed valance,notknitte/crochete,of oth textile material exc cotton/synthetic	82.681	190.606	1.289.422	2.925.600
63041100	Bedspreads,excluding those of heading 94.04, knitted orcrocheted	60	253	2.605	11.840
63041910	Bedspreads,excluding those of heading 94.04,not knitted orcrocheted, of cotton	46	341	439	2.105
63041990	Bedspreads,excluding those of heading 94.04,not knitted orcrocheted, of oth cotton, woven	2.708	3.346	19.153	24.134
63042000	Bed nets specified in Subheading Note 1 to this Chapter	70	224	30	1.513
63049110	Mosquito nets, knitted or crocheted	814	1.170	4.077	5.474
63049190	Oth furnishing articles, excluding those of heading 94.04, knitted or crocheted	185.725	186.113	40.444	44.689
63049200	Furnishing articles; of cotton, not knitted or crocheted (excluding bedspreads and articles of heading no. 9404)	999	2.077	11.527	24.886
63049300	Furnishing articles; of synthetic fibres, not knitted or crocheted (excluding bedspreads and articles of heading no. 9404)	1.128	1.924	66.717	89.928
63049900	Furnishing articles; of textile materials other than cotton or synthetic fibres, not knitted or crocheted (excluding bedspreads and articles of heading no. 9404)	51.745	110.143	531.284	1.152.807
63051011	Sacks and bags, of a kind used for the packing of goods,new, of jute	1.550	1.550	2.180	2.180
63051019	Sacks and bags, of a kind used for the packing of goods,new,of oth textile bast fibres of heading 53.03, excl jute	139	1.307	695	31.111
63051029	Sacks and bags, of a kind used for the packing of goods,used, of oth textile bast fibres of heading 53.03, excl jute	135	135	473	473
63052000	Sacks and bags, of a kind used for the packing of goods,of cotton	6.115	18.917	48.371	134.544
63053220	Man-made textile materials,flexible intermediate bulkcontainers, knitted or crocheted	7.244	28.996	25.051	102.726
63053290	Man-made textile materials,flexible intermediate bulkcontainers,woven	515.412	975.539	2.198.521	4.451.929
63053310	Other sacks&bags,use for packing of good,of polyethylene orpolypropylene strip/the like, knitted or crocheted	133.684	404.929	325.280	946.517
63053320	Other sacks&bags,use for packing of good,of polyethylene orpolypropylene strip/the like,of woven fabric of strip	202.710	563.105	555.158	1.542.091
63053390	Other sacks&bags,use for packing of good,of polyethylene orpolypropylene strip,not knitte/crochete,of woven of strip	564.661	1.420.748	1.583.281	3.899.439

Tabel 3 : Ekspor Indonesia menurut Komoditi (Kode HS 8 digit)

Februari 2022

Kode H S	Uraian golongan barang	Berat bersih (Kg)		Nilai F.O.B. (U S \$)	
		Bulan ini	Kumulatif	Bulan ini	Kumulatif
		(1)	(2)	(3)	(4)
63053990	Other sacks & bags,use for packing of good,of man-madetextile materials,woven, not knitted or crocheted	155.492	400.293	125.984	292.504
63059010	Other sacks & bags,use for packing of good,of hemp of heading 53.05	2	2	292	292
63059090	Other sacks&bags,use for packing of good,of other textilematerial oth hemp/coconut (coir) of heading 53.05	3.980	55.497	6.115	34.430
63061200	Tarpaulins, awnings & sunblinds of synthetic fibres	516	2.481	7.815	34.256
63061990	Tarpaulins, awnings & sunblinds of oth textiles materials,oth than vegetable fibres textile /cotton	4.916	11.632	12.051	19.726
63062200	Tents of synthetic fibres	362	362	210	210
63062990	Tents of oth textiles, oth than cotton	28.868	90.411	317.384	1.092.377
63064010	Pneumatic mattresses of cotton	250	250	416	416
63064090	Pneumatic mattresses oth than cotton	-	110	-	745
63069091	Camping goods of woven of cotton	99	322	2.439	3.235
63069099	Camping goods of woven oth than cotton	334.240	678.368	1.080.667	2.210.741
63071010	Floor-cloths,dish cloths,dusters&similar cleaning cloths ofnonwoven other than felt	10	10	587	587
63071020	Floor-cloths,dish cloths,dusters&similar cleaning cloths offelt	-	8	-	20
63071090	Floor-cloths,dish cloths,dusters&similar cleaning cloths ofwoven oth than felt	83.101	128.380	475.276	796.262
63072000	Life-jackets & life-belts	1.282	3.161	73.434	140.623
63079030	Umbrella covers in pre-cut triangular form	179	226	4.331	7.799
63079040	Surgical masks	18.504	22.019	98.137	175.167
63079061	Safety harnesses safety suitable for industrial use	8	107	18	1.179
63079069	Safety harnesses suitable not for industrial use	10.156	21.513	107.853	284.981
63079070	Fans and handscreens	203	885	1.617	15.443
63079080	Laces for shoes,boots,corsets & the like	3.870	7.472	70.372	137.501
63079090	Oth made up artcils excl umbrella covers/surgical masks/safety harnesses/fans&handscreens/laces shoes,boots,corsets	51.722	121.032	497.983	1.466.556
63080000	Sets,consist of woven fabric&yarn whether/not w/accessories simillar textiles articles for retail	101	261	2.300	4.366
63090000	Worn clothing & oth worn articles	23.656	38.147	120.816	145.646
63101090	Scrap twine/cordage/rope/cables worn out articles of those,sorted	16.999	95.799	8.500	32.020
63109090	Scrap twine/cordage/rope/cbles worn out articles of those,unsorted	230	230	480	480
64011000	Waterproof footwear incorp protective metal toe-cap withouter soles	10.324	10.727	129.424	132.590
64019200	Footwear; waterproof, covering the ankle (but not the knee), rubber or plastic outer soles and uppers (not assembled by stitch, rivet, nail, screw, plug or similar)	522.747	1.014.931	5.591.571	11.149.095
64019990	Oth waterproof footwear w/outer soles plastic by stiching,riveting, nailing screwing, plugging or similar processes.	9.898	13.158	23.648	29.011
64021200	Ski-boots/cross-country ski-footwear/snowboard boot w/outersoles&upper of rubber/plastic	-	6.816	-	206.922
64021910	Wrestling footwear with outer soles&upper of rubber/plastic	1.073	1.085	61.019	61.713
64021990	Sports footwear excl Ski-boots, cross-country ski footwear & snowboard boots and Wrestling footwear	1.977.752	5.086.475	36.008.638	94.072.838
64022000	Footwear with upper straps/thongs assembled to the sole bymeans of plugs	44.533	109.314	316.237	967.680
64029191	Oth diving boots cover the ankle incorp protective metaltoe-cap,rubber/plastic	6.358	17.408	54.759	145.404
64029199	Oth footwear covering the ankle excl diving boot with upperstraps/thong assembled to sole by means of plugs	23.643	44.790	395.918	751.444
64029910	Oth diving boot not cover the ankle incorp protective metaltoe-cap,rubber/plstc	-	1	-	239
64029990	Oth footwear not cover the ankle¬ incorp protct mital toe-cap, rubber/plstc	1.410.686	3.210.686	23.180.602	53.132.497

Tabel 3 : Ekspor Indonesia menurut Komoditi (Kode HS 8 digit)

Februari 2022

Kode H S	Uraian golongan barang	Berat bersih (Kg)		Nilai F.O.B. (U S \$)	
		Bulan ini	Kumulatif	Bulan ini	Kumulatif
(1)	(2)	(3)	(4)	(5)	(6)
64031200	Ski-boots,cross-country ski footwear&snowboard boot,w/upperof leathers	1.225	8.097	294	182.428
64031910	Sports footwear fitted with spikes,cleats/the like withupper leathers	1.564.208	2.374.310	29.570.337	44.047.993
64031920	Sports footwear for riding boots,bowling shoes with upperleathers	-	2	-	67
64031930	Sports footwear for wrestling, weight lifting/gymnasticswith upper leathers	-	2.127	-	42.535
64031990	Sports footwear not fitted with spikes/bowling/wrstling/weight lifting/the like w/upper leathers	7.698.893	16.204.892	162.536.266	337.610.944
64032000	Footwear with outer soles of leather,uppers of leather straps accros,instep big toe	2.168	10.927	73.502	413.187
64034000	Footwear; with metal toe-cap, outer soles of rubber, plastics, leather or composition leather, uppers of leather	403.434	845.612	6.164.986	13.497.843
64035100	Footwear; n.e.c. in heading no. 6403, with outer soles and uppers of leather, covering the ankle	34	37	2.869	3.432
64035990	Oth footwear with outer sole of leather not covering theankle	38.779	75.758	724.868	1.531.860
64039110	Footwear made on a base or platform of wood, not havinginner sole or protective metal toe cap, covering the ankle	41	127	249	1.278
64039120	Ridding boots without outer soles of leather coveringthe ankle	1	2	20	64
64039190	Oth of ridding boots without outer soles of leather covering the ankle	260.098	391.087	5.556.700	8.318.102
64039910	Footwear made on a base/platform of wood not having innersole/protective metal toe cap, not covering the ankle	974.320	980.167	20.040.544	20.186.835
64039920	Bowling shoes without outer soles of leather not coveringthe ankle	-	28.562	-	606.936
64039990	Oth of ridding boots without outer soles of leather not covering the ankle	2.050.412	4.482.619	43.857.599	95.211.240
64041110	Sports footwear with outer sole rubbr/plstc,with spike/cleat	124	4.291	413	50.120
64041120	Sports footwear for wrestling,weight lifting or gym w/outersole rubber/plastic	2	2	11	11
64041190	Sports footwear not fitted with spikes/wrstling/weightlifting/the like oth	11.824.545	24.709.963	252.508.036	525.340.663
64041900	Footwear; (other than sportswear), with outer soles of rubber or plastics and uppers of textile materials	1.102.732	2.277.185	23.564.742	51.049.408
64042000	Footwear; outer soles of leather or composition leather, uppers of textile materials	3.769	4.933	151.789	234.584
64051000	Footwear; with uppers of leather or composition leather, n.e.c. in chapter 64	38.469	54.475	1.658.512	2.378.007
64052000	Footwear; with uppers of textile materials, n.e.c. in chapter 64	13.027	24.205	176.457	339.609
64059000	Footwear; n.e.c. in chapter 64	122.565	245.048	2.651.753	5.237.087
64061010	Uppers & parts thereof,oth than stif feners of metal toe-caps	3.440	3.731	69.906	74.046
64061090	Uppers&parts thereof,oth than stif feners¬ fitted withmetal toe-cap	91.756	206.678	4.819.087	10.140.726
64062010	Parts of footwear with outer soles & heels, of rubber	43.363	93.736	379.983	1.182.823
64062020	Parts of footwear with outer soles & heels, of plastics	11.692	13.828	219.536	268.308
64069010	Parts of footwear of wood	23.761	31.167	76.941	111.554
64069021	Oth parts of footwear of metal of iron/steel	7.132	7.132	16.374	16.374
64069029	Oth parts of footwear of oth metal, not of iron/steel/copper/aluminium	2	12	3	105
64069031	Oth parts of footwear of rubber/plastic in-soles	37.251	67.463	437.191	806.177
64069033	Oth parts of footwear of rubber/plastic oth of plastics	32.934	32.939	840.737	840.827
64069039	Oth parts of footwear of rubber/plastic out-soles	13.181	23.501	253.469	463.677
64069091	Oth parts of footwear of oth materials for gaiters/leggingsand similar articles and parts thereof	4.100	7.634	42.280	84.801
64069099	Oth parts of footwear of oth materials not for gaiters/leggings/and similar articles and parts thereof	79.075	113.911	1.141.075	1.801.906

Tabel 3 : Ekspor Indonesia menurut Komoditi (Kode HS 8 digit)

Februari 2022

Kode H S	Uraian golongan barang	Berat bersih (Kg)		Nilai F.O.B. (U S \$)	
		Bulan ini	Kumulatif	Bulan ini	Kumulatif
(1)	(2)	(3)	(4)	(5)	(6)
65010000	Hat-forms/bodies, hood of felt, not block shape, not brims,plateaux,manchons (including slit manchons), of felt.	632	1.309	14.936	38.136
65020000	Hat-shapes, plaited by assembling strip of any material,neither block shape,nor w/made brims,nor lined,nor trimmed	1.238	2.037	23.156	39.656
65040000	Hats & oth headgear/plaited by assembling strips of any materials, whether or not lined or trimmed.	11.286	28.233	93.813	547.480
65050010	Hats & oth headgear of a kind used for religious purposes,knitted/crocheted	3.592	5.378	24.281	35.296
65050020	Hair-nets of any materials	3	3	150	150
65050090	Oth hats&oth headgear,not for hair-nets/religious purposes,knitted/crochet	215.481	445.716	3.861.164	8.777.809
65061010	Helmets for motorcyclists whether/not lined/trimmed	135.974	240.102	1.644.880	2.993.988
65061020	Industrial safety & firefighters helmets, excl steel helmetwhether/not lined/trimmed	41	92	73	639
65061030	Steel helmets safety	-	15	-	30
65061090	Oth safety headgear, not for motocyclist/industrial/firefighters/steel helmets/water polo	2.033	2.576	67.552	77.706
65069100	Headgear; (other than safety headgear), of rubber or plastics, whether or not lined or trimmed	64	235	6.647	21.289
65069990	Oth headger of oth materials, not furskin	128.333	286.359	509.099	1.082.105
65070000	Head-band, lining, cover, hat foundation, hat frame, peak&chinstrap,for headgear	2.524	7.650	50.494	302.458
66011000	Garden/similar umbrellas	13.083	40.717	178.579	461.773
66019100	Umbrellas & sun umbrellas having a telescopic shaft	39	91	477	1.154
66019900	Umbrellas & sun umbrellas not having a telescopic shaft	7.766	10.390	47.243	74.216
66020000	Walking-sticks, seat-sticks, whips, riding crops & the like	26.611	27.522	21.017	30.001
66039010	Parts,trimmings&acc for articles of Umbrellas&sun umbrellas(incl walking stick umbrellas,garden&similar umbrellas).	2.426	3.855	19.073	31.188
66039020	Parts,trimmings&accessories for articles of Walking-sticks,seat-sticks,whips,riding-crops&the like.	7	49	97	1.417
67010000	Skin&oth part of bird w/ feathr/down,feathr,part of feathr	2.059	3.009	28.428	52.419
67021000	Artificial flower,foliage,fruit & parts thereof of plastics	7	9	58	73
67029010	Artificial flower, foliage, fruit & parts thereof of paper	9	18	40	66
67029020	Artificial flower, foliage, fruit&parts thereof of textilesmaterilas	0	0	11	11
67029090	Artific flower,foliage,fruit&partsthereof of oth materials, not paper/txtil	10.352	12.510	97.971	141.521
67030000	Human hair, dressed, thinned, bleached, othwise worked forwigs/the like	28.897	54.215	110.521	219.844
67041100	Complete wigs of synthetic textiles materials	658.425	1.293.148	16.213.796	31.240.138
67041900	False beards, eyebrows, eyelashes,switches of synthetic textiles materials	182.910	368.207	7.089.653	13.486.134
67042000	Wigs, false beards, eyebrows,eyelashes of human hair	94.413	205.314	10.072.707	19.161.706
67049000	Wigs, false beards, eyebrows,eyelashes,of oth materials	51.513	92.592	2.185.870	4.337.512
68010000	Setts,curbstones&flagstones,of naturals stone(except slate)	685.090	1.251.101	360.533	632.629
68021000	Tiles,cubes,similar articles,square<7 cm,artif colored,chipping&powder	783.379	1.226.518	794.069	1.176.395
68022100	Marble, travertine and alabaster; simply cut or sawn, with a flat or even surface	335.967	799.821	328.457	549.721
68022990	Oth monumental/building stone of oth than calcareous stone, simply cut/sawn with a flat surface	1.262.273	2.931.213	1.302.356	2.566.788
68029110	Oth article monumental/building of marble	257.205	400.361	383.221	592.911
68029190	Oth article monumental/building of travertine & alabaster	2.413	37.040	12.162	95.752
68029200	Stone; calcareous (excluding marble, travertine, alabaster) articles thereof, (other than simply cut or sawn, with a flat or even surface)	-	19.764	-	28.102
68029900	Stone; natural (excl. marble, travertine, alabaster, other calcareous stone or granite), monumental/building stone, (oth simply cut/sawn, with a flat/even surface)	1.655.112	3.444.977	1.741.623	3.438.504

Tabel 3 : Ekspor Indonesia menurut Komoditi (Kode HS 8 digit)

Februari 2022

Kode H S	Uraian golongan barang	Berat bersih (Kg)		Nilai F.O.B. (U S \$)	
		Bulan ini	Kumulatif	Bulan ini	Kumulatif
		(1)	(2)	(3)	(4)
68041000	Millstones&grindstones for milling,grinding/pulping grinding&pulping	283.864	670.081	892.965	2.015.978
68042100	Millstones, grindstones, grinding wheels and the like; of agglomerated synthetic or natural diamond	42.485	72.575	496.371	1.073.480
68042200	Millstones, grindstones, grinding wheels and the like; of other agglomerated abrasives or of ceramics	34.273	85.255	64.344	191.364
68042300	Millstones, grindstones, grinding wheels and the like; of natural stone	1.624	14.936	6.568	25.744
68043000	Hand sharpening/polishing stones	18	28	268	727
68051000	Natural/artificial abrasive powder/grain on a base of woventextile fabric only	12.312	43.542	91.886	315.072
68052000	Natural/artificial abrasive powder/grain on a base of paper/paperboard	4.060	5.015	21.630	45.470
68053000	Natural/artificial abrasive powder/grain on a base of oth materials	613	3.791	6.296	24.568
68061000	Slag wool, rock wool & similar mineral wools in bulk/sheets/rolls	382.314	880.339	498.255	1.156.431
68069000	Mixture & article of heat/sound insulating/sound absorbmineral waters	15.366	44.241	35.111	82.885
68079010	Articles of asphalt/of similar material of tiles, not in rolls	-	1.233	-	512
68079090	Articles of asphalt/similar material of oth tiles,not in rolls	116.993	251.040	83.866	160.180
68080030	Panels, boards, blocks and similar articles	129	264	5.565	15.267
68080090	Chips,particles,sawdust/oth waste of wood,agglomer withcement/plaster	259.470	382.581	358.221	601.001
68091100	Board,sheet,panels,tiles&similr,not ornmnted reforcsew/paper/board only faced/reinforced w/paper/paperboard only	2.577.993	4.370.348	431.586	722.372
68091990	Oth articles of plaster/compositions based on plaster of oth tiles	5	21	5	13
68099090	Oth articles of plaster/cmpositions based on plaster,notdental moulds	-	4	-	8
68101100	Building blocks & bricks	1.249.893	1.610.706	105.133	160.596
68101910	Tiles, reinforced or not	23.309	51.814	7.887	17.311
68101990	Flagstones, reinforced or not	323.896	600.582	495.615	1.069.492
68109100	Prefabricated structural components for building or civilengineering	-	3.192.450	-	1.946.034
68109900	Cement, concrete/artificial stone; articles (oth prefabricated structural components for building/civil engineering), whether or not reinforced, n.e.c. in heading no. 6810	670.609	1.256.166	881.588	1.751.847
68114010	Corrugated sheets containing asbestos	185.968	555.976	32.674	95.974
68114029	Oth sheets,panel,tile&similr artcils containing asbstos for roofing oth than Floor/wall tiles containing plastic&roofing,facing/partitioning	18.171	137.856	5.442	28.096
68114030	Tubes or pipes containing asbestos	5	5	167	167
68114090	Oth articles of asbestos cement	-	4.980	-	4.336
68118100	Corrugated sheets not containing asbestos	472.320	944.640	94.800	189.600
68118220	Other sheets,panels,tiles&similar articles for roofingfacing/partitioning not containing asbestos	512.590	767.670	100.364	147.376
68118290	Oth sheets,panels,tile&similr artcils not cntaining asbstosroof oth than floor/wall tiles contain plastic&roofing,partitioning	6.761.694	9.688.595	1.487.239	2.142.994
68118990	Oth artcils,used for building constructionnot containing asbestos,not tubes/pipes/Other,kind used building construction	211.685	740.885	52.291	181.651
68128020	Clothing of crocidolite fibres	-	1	-	20
68128090	Oth articles of crocidolite fibres	-	79	-	2.033
68129110	Clothing of oth crocidolite fibres	740	1.709	90.152	103.507
68129190	Clothing accessories,footwear&headgear of oth crocidolite fibres	60	65	260	359
68129300	Compressed asbestos fibre jointing of oth crocidolite fibres in sheets or roll	35	35	8.998	8.998

Tabel 3 : Ekspor Indonesia menurut Komoditi (Kode HS 8 digit)

Februari 2022

Kode H S	Uraian golongan barang	Berat bersih (Kg)		Nilai F.O.B. (U S \$)	
		Bulan ini	Kumulatif	Bulan ini	Kumulatif
(1)	(2)	(3)	(4)	(5)	(6)
68129920	Floor/wall tiles of fabricated asbestos(oth crocidolite)	45.298	46.023	8.286	8.363
68129990	Oth fabricat asbes fibres of oth croci,not fabricate/floor/wall tiles	2	26	33	2.755
68132010	Brake lining&pad of friction material&articles,containingasbestos	23	23	396	396
68138100	Brake lining&pad of friction material&article,containingasbestos	100.018	145.104	385.599	604.112
68138900	Friction material and articles thereof not mounted; for clutches, with a basis of mineral substances or cellulose	17.361	29.520	227.895	403.922
68141000	Plates,sheets,strips,of agglomerated or reconstituted mica,whether or not on a support	-	0	-	7
68149000	Mica; worked mica and articles of mica (excluding plates, sheets and strips) whether or not on a support of paper, paperboard or other materials	251	328	5.087	5.110
68151010	Yarn/thread non-electrical articles graphite/ oth carbon	1.602	3.826	834	2.192
68151020	Bricks,paving slabs,floor tiles,etc non electrical articlesgraphite/carbon	63.777	121.748	56.969	113.574
68151099	Oth non electrical articles graphite or carbon	8.230	28.295	93.924	203.350
68159900	Stone articles and articles of other mineral substances; n.e.c. or included in heading no. 6815	225.917	397.494	689.097	1.602.680
69010000	Bricks,blocks,tiles&oth ceramic goods of siliceous fossilmeals/of similar siliceous earths	146.025	330.502	51.166	106.450
69022000	Goods of siliceous cont by weight,singly/together alumina,silika,or mixture >50%	-	280.000	-	53.200
69029000	Goods of siliceous cont by weight,of oth metals compound	564.409	639.222	111.856	130.555
69032000	Refractory ceramic goods; containing by weight +50% of alumina/of a mixture or compound of alumina & of silica, excl those of siliceous fossil meals or similar earths	866	3.409	3.172	14.436
69039000	Refractory ceramic goods; composition of which n.e.c. in heading no. 6903, other than those of siliceous fossil meals or similar earths	64.155	90.257	183.142	216.632
69041000	Ceramics building bricks	2.325	54.034	2.000	6.285
69049000	Flooring blocks,support/filler tiles&the like	98.967	201.205	29.245	65.894
69051000	Roofing tiles of ceramic	96.518	197.402	19.900	44.442
69059000	Chimney-pot,cowl,chimney liner,architect ornament&othceramic constr	2.578	3.270	1.123	1.594
69072110	Lining tiles of a kind use for grinding mills,unglazed,water absorption coeff by weight<= 0.5 %	6	15	91	146
69072123	Pving,wall tiles,glaze,largest surface area capablesquare side<7 cm water absorption coeff by weight<= 0.5 %	2.588	54.821	2.428	10.134
69072124	Ceramic,wall tiles,glaze ,large surfce area capablesquare side<7 cm water absorption coeff by weight<= 0.5 %	323.199	419.532	72.325	93.609
69072191	Paving,wall tiles,unglaze ,large surface area capablesquare side>7 cm water absorption coeff by weight<= 0.5 %	44.040	132.065	15.318	78.355
69072193	Paving,wall tiles,glaze ,large surface area capablesquare side>7cm water absorption coeff by weight<= 0.5 %	2.143.378	4.059.843	1.289.588	2.240.029
69072194	Ceramic,wall tiles,glaze ,large surface area capablesquare side>7cm water absorption coeff by weight<= 0.5 %	3.219.572	6.364.880	884.544	1.780.337
69072213	Paving,wall tiles,glaze ,large surface area capable square side<7 m water absorp 0.5%<coeff weight<=10%	130.102	337.642	28.453	77.039
69072293	Pving,wall tiles,glaze ,largst surfce area capable square side>7cm of waterabsorp 0.5%<coeff weight<=10%	7.293.223	13.780.296	1.266.547	2.397.771
69072294	Ceramic,wall tiles,glaze ,large surface area capable square side>7cm of water absorp 0.5%<coeff weight<=10%	325.893	1.699.187	100.420	352.957
69072311	Paving,wall tiles,unglaze ,large surface area capable square side>7cm of water absorp coeff weight>10%	732	732	860	860
69072313	Paving,wall tiles,glaze ,large surface area capable square side<7 cm of water absorp coeff weight>10%	4.528.492	7.894.995	845.048	1.555.108
69072393	Paving,wall tiles,glaze ,large surface area capable square side>7 cm of water absorp coeff weight>10%	319.827	367.136	66.366	76.883
69072394	Ceramic,wall tiles,glaze ,large surface area capble square side>7cm of water absorp coeff weight>10%	5.878.348	14.881.821	1.021.935	2.586.244

Tabel 3 : Ekspor Indonesia menurut Komoditi (Kode HS 8 digit)

Februari 2022

Kode H S	Uraian golongan barang	Berat bersih (Kg)		Nilai F.O.B. (U S \$)	
		Bulan ini	Kumulatif	Bulan ini	Kumulatif
(1)	(2)	(3)	(4)	(5)	(6)
69073099	Mosaic cubes&the like,oth than subheading 6907.40 glazedlargest surface of capable being enclosed square side<7 cm	3.600	8.930	802	1.780
69074010	Finishing ceramics of a kind used for lining grinding millsunglazed	2.484	6.977	38.277	99.022
69074021	Finishing ceramics of other articles,having largest surfacearea visible after mounting is not exceeding 49 cm2 Unglazed	36	36	62	62
69074022	Finishing ceramics of oth articles,having a largest surfacearea visible after mounting is not exceeding 49 cm2 glazed	-	19.645	-	5.300
69074092	Other finishing ceramics glazed	-	2	-	10
69091100	Ceramic of porcelain/china for laboratory,chemical/oth tech	1.260.520	2.563.979	6.148.439	12.444.062
69091900	Ceramic wares; for laboratory, chemical or other technical uses, other than articles having a hardness equivalent to 9 or more on the Mohs scale or of porcelain or china	516.332	1.148.573	5.325.378	12.146.426
69099000	Ceramic wares; pots, jars & similar articles of a kind used for the conveyance/packing of goods & ceramic troughs, tubs & similar receptacles used in agriculture	39.153	47.991	96.788	124.851
69101000	Ceramic sinks,wash basins,wash basin of porcelain/china	1.295.013	2.255.860	2.963.984	5.292.933
69109000	Ceramic sinks,wash basins,wash basin of oth thn porcelain/china	23.967	61.309	43.019	129.668
69111000	Tableware&kitchenware of porclain/china	1.027.475	2.248.735	6.285.956	13.462.627
69119000	Household and toilet articles; n.e.c. in heading no. 6911, of porcelain or china	36.253	70.643	110.806	192.614
69120000	Tableware&kitchenware,oth household toilet art,oth thanporcelain/china	489.587	1.021.436	1.541.594	3.089.367
69131010	Ornamental cigarette box & ashtray of porcelain/china	80	80	380	392
69131090	Oth thn ornamental cigarette box&ashtray of porcelain/china	52.916	78.997	207.907	346.935
69139010	Ornamental cigarette box&ashtray of oth thn porcelain/china	2.050	8.615	5.280	52.403
69139090	Oth thn ornamental cigarette box&ashtray of oth porcelain/china	97.284	186.741	311.607	693.534
69141000	Ceramic articles n.e.c. in chapter 69; of porcelain or china	119.514	253.463	661.166	1.363.957
69149000	Ceramic articles n.e.c. in chapter 69; other than of porcelain or china	227.472	400.805	236.042	407.267
70022000	Glass in rods	-	2	-	110
70023190	Oth of fused quartz/oth fused silica for vacuum tubes	31	33	2.999	6.466
70023210	Other glass having linear coef <=5 x 10-6Kelvin in temp(0 ?C to 300) ?C, a kind used to manufacture vacuum tubes	-	1	-	5
70023230	Borosilicate glass tubes used to manufacture phial/ampoules	-	2	-	10
70023920	Oth transparent neutral glass for enamel glass,with 3mm<=diameter<22m	922	922	670	670
70023990	Oth glass having linear coeff. 0-300c oth thn vacum&boro silict glas tube	420	821	10.288	16.526
70031210	Cast&rolled glass,non-wired sheet,coloured,opacified,flashed reflecting/non layer,optical glass,not optically worked	-	7	-	25
70031220	Cast&rolled glass,non-wired sheet,coloured,opacified,flashed reflecting/non layer,in squares shape,not optical glass	459	957	271	1.169
70031290	Other cast&rolled glass,non-wired sheet,coloured,opacified, flashed,reflecting layer/non layer	1.786	3.652	6.530	13.690
70031990	Cast&rolled glass,non-wired sheet,in squares shape,not optical glass	8	8	9	10
70033010	Cast glass and rolled glass, profiles in squares/rectangular shape including 1 or more corners cut	4	5	19	23
70033090	Other cast glass and rolled glass in profiles	232	662	673	1.876
70049010	Oth optical drawn,blown,not optically worked opacified,flashed,absorbent	-	1	-	140

Tabel 3 : Ekspor Indonesia menurut Komoditi (Kode HS 8 digit)

Februari 2022

Kode H S	Uraian golongan barang	Berat bersih (Kg)		Nilai F.O.B. (U S \$)	
		Bulan ini	Kumulatif	Bulan ini	Kumulatif
(1)	(2)	(3)	(4)	(5)	(6)
70049090	Oth optical drawn,blown glass,optically worked,flashed,opacified,absorbent	9.227	11.507	17.457	27.219
70051010	Optical float glass,not optically worked,flashed,opacified,absorbent	6.117.896	11.195.003	2.425.212	4.439.087
70051090	Oth non-wired glass,absorbent reflecting/non-reflectinglayer	3.798.576	6.256.091	2.687.304	4.380.683
70052110	Oth non-wired glass,colored,opacified optical glass,notoptically worked	6.225.438	11.983.251	2.834.937	5.227.427
70052190	Oth non-wired glass,colored,optically worked,flashed,opacified	11.971.234	28.397.199	4.680.358	11.375.127
70052990	Oth non-wired glass,not colored,optically worked	729.524	1.365.128	297.300	577.234
70053000	Float glas&surface ground/polish glas,wired glass	5.450	6.460	8.000	32.259
70060090	Optical glass,optically worked for glass of heading70.03,70.04,70.06	2.307	9.155	5.139	20.566
70071110	Toughened(tempered)safety glass suitable for vehicles ofchapter 87	251.542	386.473	629.481	884.245
70071990	Toughened(tempered)safety glass suitable for oth machinery0	95.720	140.215	147.118	200.301
70072110	Laminated safety glass suitable for vehicles of chapter 870	403.664	684.697	896.968	1.596.453
70072130	Laminated safety glass suitable for rail way/tramwaylocomotives,chapter 86	1	1	161	161
70072990	Laminated safety glass suitable for oth machinery	76.014	244.569	73.128	235.821
70080000	Multiple-walled insulating units of glass	52.724	103.308	133.817	265.260
70091000	Rear-view mirrors for vehicles	32.215	63.130	407.588	791.084
70099100	Glass mirros, unframed	1.571.018	3.257.202	1.112.902	2.323.407
70099200	Glass mirros, framed	221.688	460.047	1.103.168	2.419.878
70101000	Ampoules of glass	455	34.321	6.961	303.309
70102000	Stoppers, lids & oth closures of glass	6	1.619	26	4.190
70109040	Bottles&vials for antibiotics,serums,oth injectables,intravenous infus	240.347	526.716	1.882.971	4.244.646
70109099	Oth bottle intravenous fluid of a cpacity not exceeding 1	3.797.518	6.462.681	1.968.349	3.205.026
70111090	Glass envelops for electric lighting, oth than stem	731	1.281	10.125	13.901
70131000	Glassware of a kind used for table,kitchen, toilet,office of glass-ceramic	2.776	25.716	6.914	26.297
70132800	Stemware drinking glasses,neither glass-ceramics nor leadcrystal	53.818	121.871	71.082	162.176
70133300	Glassware; drinking glasses (not stemware), of lead crystal	2.508	2.633	2.282	2.365
70133700	Glassware; drinking glasses (not stemware), other than of lead crystal or glass-ceramics	100.521	188.030	88.100	164.657
70134100	Glassware for table(not drinking glass)kitchen purpose,oflead crystal	15	15	53	53
70134200	Glassware for table not drinking glass)ktchn,linear coef<5x106/Kelvin,0-3000C	505	1.476	908	1.276
70134900	Glassware of a kind used for table or kitchen purposes (not drinking glasses or of glass-ceramics), of glass n.e.c. in item no. 7013.4	1.737.486	4.810.797	1.237.530	3.654.812
70139100	Glassware; n.e.c. in heading no. 7013, of lead crystal	1.893	1.994	1.872	4.620
70139900	Glassware; n.e.c. in heading no. 7013, other than of lead crystal	406.034	819.230	1.088.896	2.366.961
70140090	Other signalling glassware&optical elements of glass,not optically worked	3	23	657	1.091
70159010	Clock or watch glasses	35	35	825	825
70159090	Glasses for non-corrective spectacles; hollow glass spheres&their segments	2	2	27	27
70161000	Glass cubes&oth glass smallwares,for mosaics/decorative purposes	1.636	1.867	14.123	22.316
70169000	Multicellular or foam glass; in blocks, panels, plates, shells or similar forms; paving blocks, slabs, bricks and other articles of pressed or moulded glass	3.691.383	6.881.933	1.781.476	3.257.459
70171090	Laboratory/pharmaceutical glass of fused quartz/oth fusedsilica; other	6	6	306	306

Tabel 3 : Ekspor Indonesia menurut Komoditi (Kode HS 8 digit)

Februari 2022

Kode H S	Uraian golongan barang	Berat bersih (Kg)		Nilai F.O.B. (U S \$)	
		Bulan ini	Kumulatif	Bulan ini	Kumulatif
(1)	(2)	(3)	(4)	(5)	(6)
70172000	Laboratory,hygienic/pharmaceutical w/coef< 5x106/kelvin,0-3000c	3.594	7.455	101.172	201.450
70179000	Laboratry,hygienic/pharmaceutical glasswre,nor fused quartz/fused silica	20.777	44.402	357.521	725.502
70181010	Glass beads	1.429	1.492	26.131	35.060
70181090	Imitation pearls, imitation precious/semi-precious stonesand similar glass smallwares	63	89	575	2.214
70182000	Glass microspheres<=1 mm in diameter	13	17	218	259
70189010	Glass eyes of glass microspheres<=1 mm in diameter	588	588	892	892
70189090	Glass eyes,not prsthtc artcls,ornamnt of lamp-worked glass,not imittn jewelry	2.756	2.837	10.616	14.397
70191200	Rovings of glass fibres	211	5.225	4.590	17.286
70191910	Yarn of glass fibres	0	0	12	13
70191990	Sliver of glass fibres	2.488	3.878	12.669	17.956
70193100	Mats of glass fibres	54.995	112.204	230.005	488.865
70193990	Mattresses,boards&similar nonwoven products of glass fibres	-	1.500	-	3.645
70194000	Woven fabrics of glass fibres rovings	-	18.100	-	27.858
70195200	Glass fibres; woven fabrics (oth of rovings), of a width exceeding 30cm, plain weave, weighing less than 250g/m2, of filaments measuring per single yarn not +136 tex	882	4.443	7.214	49.178
70195900	Glass fibres; woven fabrics (other than of rovings), n.e.c. in item no. 7019.5	-	60	-	5
70199010	Glass fibres (including glass wool)	7.113	16.464	51.243	128.975
70199090	Other article of glass fibres	12	3.412	703	1.053
70200011	Glass moulds for the manufacture of acrylic goods	1.811	2.794	7.351	10.671
70200019	Glass moulds for other purposes	20.493	41.868	62.688	124.449
70200090	Other articles of glass.	30.585	56.512	88.985	176.024
71012100	Cultured pearls,fresh water,unworked	302	1.250	2.115.609	7.404.277
71012200	Cultured pearls,salt water,unworked	-	15	-	6.624
71022900	Diamonds,worked,not mounted/set,industrial	0	1	3.955	175.302
71031090	Oth precious stones,unworked/simplely sawn/roughly shaped	488	4.033	112.495	116.945
71039110	Rubies, worked	-	0	-	177
71039190	Sapphires & emeralds, worked	109	218	2.661	4.648
71039900	Stones; precious & semi-precious stones, oth rubies, sapphires & emeralds), worked oth simply sawn or roughly shaped, not strung, mounted/set	9.944	18.158	94.443	173.419
71049000	Stones; precious or semi-precious, synthetic/reconstruct, worked/graded or not, temporarily strung for transport convenience, n.e.c. in item no. 7104.20	322	365	6.642	8.952
71059000	Dust&powder/of other natural/synthetic precious/semiprecious stones	90	91	4.444	4.486
71069100	Silver, unwrought	14.090	28.150	10.224.386	20.421.937
71081210	Gold in lumps, ingots or cast bars	1.736	3.274	103.605.786	193.801.003
71129100	Waste and scrap of gold, including metal clad with gold but excluding sweepings containing other precious metals	278	340	16.170.305	19.479.589
71129200	Waste and scrap of platinum, incl metal clad with platinum but excluding sweepings containing other precious metals	10	813	244	192.213
71129910	Waste and scrap of silver,incluing metal clad with silver but excluding sweepings containing other precious metals	1.805	2.702	52.718	428.133
71129990	Waste and scrap of a kind used principally for the recoveryof precious metal, oth gold, platinum and silver	141.698	266.628	93.892.175	180.197.226
71131110	Part of silver jewellery articles, whether or notplated or clad with precious metal	249	550	564.625	1.466.779
71131190	Silver jewellery articles, whether or notclad with precious metal	6.396	12.961	5.364.174	11.480.848
71131910	Part of jewellery of precious metal (excl silver), whetheror not plated or clad with	10	26	150.960	169.637
71131990	Articles of jewellery of precious metal, whether or notplated or clad with	11.887	18.395	624.081.521	911.863.094
71132090	Base metal jewellery , clad with precious metal	53	181	3.632	4.511

Tabel 3 : Ekspor Indonesia menurut Komoditi (Kode HS 8 digit)

Februari 2022

Kode H S	Uraian golongan barang	Berat bersih (Kg)		Nilai F.O.B. (U S \$)	
		Bulan ini	Kumulatif	Bulan ini	Kumulatif
(1)	(2)	(3)	(4)	(5)	(6)
71141100	Articles of silversmiths' wares and parts there of, precious metal or of metal clad with precious metal	30	213	15.433	21.396
71141900	Articles of goldsmiths' wares and parts there of, precious metal or of metal clad with precious metal	0	0	13	13
71159010	Other articles of precious metal of gold or silver	49	87	40.372	91.218
71159090	Other articles of other than gold or silver	1	1	38	38
71161000	Articles of natural or cultured pearl	59	544	9.112	35.821
71162000	Articles of precious or semi-precious stones (natural, synthetic or reconstructed)	153	210	5.722	19.965
71171110	Part of imitation jewellery of base metal, whether or not plated with precious metal parts of cuff-links and studs	-	1	-	150
71171190	Imitation jewellery of base metal, whether or not plated with precious metal cuff-links and studs	5.933	10.294	632.029	1.312.455
71171910	Imitation jewellery of base metal, whether or not plated with precious metal, bangles	21	21	88	138
71171920	Other imitation jewellery of base metal, whether or not plated with precious metal	9.015	20.411	605.966	1.539.486
71171990	Part of other imitation jewellery of base metal, whether or not plated with precious metal	13.185	20.545	330.861	784.740
71179011	Bangles, wholly of plastics or glass	16	276	465	10.507
71179012	Bangles, wholly of wood, tortoise shell, ivory, bone, horn, coral, mother-of-pearl & other animal carving material	5.206	16.634	7.120	19.362
71179019	Imitation jewellery, bangles, of other material	513	608	32.646	54.934
71179021	Other imitation jewellery, wholly of plastics or glass	356	603	10.458	11.660
71179022	Other imitation jewellery, wholly wood, tortoise shell, ivory, mother-of-pearl, mineral/oth animal carving material	3.130	7.456	5.823	14.015
71179029	Other imitation jewellery of other material	173	460	9.664	18.291
71179091	Imitation jewellery, parts wholly of porcelain/china	94	94	16.393	16.393
71179092	Imitation jewellery, parts wholly wood, tortoise shell, ivory, mother-pearl & vegetable/mineral/oth animal carving material	370	51.862	4.599	93.962
71179099	Oth than imitation jewellery, parts wholly of porcelain or china	6.307	9.417	169.146	347.134
71181090	Other than gold & silver coin not being legal tender	45	65	1.283	2.203
71189090	Other than Gold & silver coin, whether or not legal tender	-	42	-	1.252
72015000	Pig iron & spiegeleisen in pig, alloy pig iron, spiegeleisen	15.074.412	18.294.432	27.141.567	31.427.883
72023000	Ferro-silico-manganese	1.399.350	2.335.950	2.251.373	3.802.893
72026000	Ferro alloy nickel	354.385.107	723.584.470	846.474.254	1.778.864.778
72029900	Ferro-alloys; n.e.c. in heading no. 7202	12	6.012	165	19.608
72041000	Ferrous waste & scrap, remelting scrap ingots of iron/steel cast iron	169.420	270.094	108.000	167.021
72042100	Ferrous waste & scrap, remelting scrap ingots of iron/steel stainless steel	2.320.446	4.443.084	4.983.614	9.141.672
72044900	Ferrous waste and scrap; n.e.c. in heading no. 7204	-	246.392	-	160.059
72051000	Pig iron, spiegeleisen, iron or steel of granules	19.630	19.630	7.470	7.470
72052900	Iron or steel, pig iron, spiegeleisen; powders (excluding alloy steel)	-	11	-	0
72069000	Iron and non-alloy steel in primary forms, oth than ingots (excluding iron of heading 72.03).	2.540	6.651	11.802	36.699
72071100	Semi-finish product iron/non-alloy steel weight < 0.25% carbon, cross-section, measuring < twice thickness	132.224.620	239.622.660	79.394.985	144.463.721
72071210	Semi-finish product iron/non-alloy steel slabs < 0.25% carbon, cross-section, measuring < twice the thickness	22.320.640	22.320.640	14.344.592	14.344.592
72071290	Semi-finish product iron/non-alloy steel thin < 0.25% carbon, cross-section, measuring < twice the thickness	435	2.820	2.532	9.907
72072029	Oth than blocks roughly shaped forging sheet bars thins 0.25% >= weight < 0.6% carbon	78.493.480	94.891.140	46.946.798	56.865.078
72072092	Blocks roughly shaped forging; sheet bars, not slabs weight >= 0.6% carbon	-	4.360	-	20.739

Tabel 3 : Ekspor Indonesia menurut Komoditi (Kode HS 8 digit)

Februari 2022

Kode H S	Uraian golongan barang	Berat bersih (Kg)		Nilai F.O.B. (U S \$)	
		Bulan ini	Kumulatif	Bulan ini	Kumulatif
(1)	(2)	(3)	(4)	(5)	(6)
72082500	Iron/non-alloy steel in coils, until hot-rolled, pickled,width>=600mm, of a thickness>=4.75mm;not clad, plated/coated	24	24	535	535
72082600	Iron/non-alloy steel in coils, until hot-rolled, pickled,width>=600mm,3mm>=thick< 4.75mm; not clad, plated/coated	-	516.540	-	462.809
72082711	Iron/non-alloy steel in coils,until hot-rolled,width>=600mmpickled;not clad, plated/coated, thick<2mm, carbon>=0.6%	-	12	-	921
72082799	Iron/non-alloy steel in coils,until hot-rolled,width>=600mmpickled; not clad, plated/coated,2mm<=thick>3mm,carbon<0.6%	-	1.112.467	-	1.001.529
72083600	Iron/non-alloy steel in coils,until hot-rolled,width>=600mmpickled; not clad, plated/coated,of a thick>10mm,carbon<0.6%	16	839.523	124	722.062
72083700	Iron/non-alloy steel in coils,until hot-rolled,width>=600mmpickled;not clad,plated/coated,4.75mm>=thick<10mm,carbo<0.6%	-	3.015.775	-	2.597.478
72083800	Iron/non-alloy steel in coils,until hot-rolled,width>=600mmpickled;not clad,plated/coated,3mm>=thick<3.47mm,carbon<0.6%	-	17.906.200	-	15.310.710
72083910	Iron/non-alloy steel in coils,until hot-rolled,width>=600mmpickled;not clad,plated/coated,<3mm thick<=0.17mm,carbo<0.6%	-	2	-	1
72083990	Iron/non-alloy steel in coils,until hot-rolled,width>=600mmpickled;not clad, plated/coated,3mm<=thick>0.17mm,carbo<0.6%	-	39.044.525	-	33.438.518
72085100	Iron/non-alloy steel not in coils,until hot-rolled,>=600mmwith patterns in relief of a thickness > 10 mm	36.201.206	77.410.887	31.382.486	68.121.337
72085200	Iron/non-alloy steel not in coils,until hot-rolled,>=600mmwith patterns in relief >=4.75 mm thicknes<10 mm	15.045.706	28.503.715	13.016.146	25.200.902
72085300	Iron/non-alloy steel not in coils,until hot-rolled,>=600mmwith patterns in relief >=3 mm thicknes<4.75 mm	53.450	237.886	52.114	209.636
72085490	Iron/non-alloy steel not in coils,until hot-rolled,>=600mmwith patterns in relief >=0.17mm&containig <0.6 % of carbon	4	4	541	541
72089090	Oth than not in coils, not further worked than hot-rolled,with patterns in relief	1.890	30.176	17.365	46.973
72091610	Iron/non-alloy steel, in coil cold-rolled of width >=600 mmnot coated, <1mm&thickness <3mm of a width <1.250 mm	252.170	253.770	236.690	262.190
72091690	Iron/non-alloy steel, in coil cold-rolled of width >=600 mmnot coated, <1mm&thickness <3mm of a width >1.250 mm	6.848	22.256	20.807	67.623
72091710	Iron/non-alloy steel, in coil cold-rolled of width >=600 mmnot coated,>=0.5mm thickness<1 mm of a width <1.250 mm	1.269.115	1.396.225	1.214.379	1.356.269
72092610	Not in coils, not further worked than cold-rolled >1 thickness <3mm, of width <1,250 mm	-	50.450	-	57.181
72092890	Not in coils, not further worked than cold-rolled >0.5mmthickness>=0.17mm,weight>0.6% carbon	85.530	85.530	80.313	80.313
72101190	Iron or non-alloy steel, of a width>= 600 mm, clad, plated/coated tin, thickness>=0.5mm&weight<=0.6 % carbon	5	5	438	438
72101290	Iron or non-alloy steel, of a width>= 600 mm, clad, plated/coated tin, thickness<0.5mm&weight<=0.6 % carbon	51.437	52.607	133.184	133.669
72103011	Iron/non-alloy steel,width>=600 mm,electrolytically coated with zinc,thickness<=1.2mm&weight<0.6 % carbon	30.665	30.665	47.471	47.471
72103019	Iron/non-alloy steel,width>=600 mm,electrolytically coated with zinc,1.2mm > thickness >1.5mm&weight<0.6 % carbon	1.304	2.903	28.673	69.634

Tabel 3 : Ekspor Indonesia menurut Komoditi (Kode HS 8 digit)

Februari 2022

Kode H S	Uraian golongan barang	Berat bersih (Kg)		Nilai F.O.B. (U S \$)	
		Bulan ini	Kumulatif	Bulan ini	Kumulatif
(1)	(2)	(3)	(4)	(5)	(6)
72104912	Oth than iron/non-alloy steel,width>=600 mm,coated zinc byiron zinc method,weight <0.04% carbon& thickness<=1.2mm	5.157.690	10.402.799	6.060.375	12.998.546
72104999	Oth than iron/non-alloy steel,width>=600 mm,coated zinc byiron zinc method,weight<0.04%carbon&>1.2mm	0	0	1	1
72105000	Iron/non-alloy steel,width>=600 mm,coated chromium oxidesor with chromium and chromium oxides	348.069	760.170	540.534	1.176.208
72106111	Iron/non-alloy steel,width>=600 mm,coated aluminium zinc alloys&weight <0.6 % carbon,thickness <=1.2 mm	608.673	2.153.873	772.690	2.907.083
72107011	Painted,varnished/coated with plastics, containing weight<0.6 % carbon & thickness <=1.5 mm	627.789	1.665.915	1.119.934	3.048.069
72107099	No painted,varnished/coated with plastics,containing weight<0.6 % carbon & thickness >1.5 mm	1	1	0	0
72109090	No painted,varnished/coated with plastics,containing weight<0.6 % carbon & thickness >1.5 mm	2	2	18	18
72111319	Iron/non Alloy steel,width<600mm,not coated,width>=150mm,thick<=4mm,<0.6% carbon,relief & not corrugated	7	7	250	250
72111919	Oth than coils for re-rolling,Iron/non alloy steel,width>=150mm width<600mm,thickness<=4.75mm,weight<0.6%carbon	10	10	490	490
72122010	Flat-rolled iron/non-alloy steel,coated electrolytically zinc,weight>0.6% carbon, hoop&strip <=400mm	4.148	7.271	23.114	32.991
72122020	Flat-rolled iron/non-alloy steel,coated electrolytically zinc,weight<0.6% carbon,thickness<1.5mm	-	3.620	-	6.746
72122090	Flat-rolled iron/non-alloy steel,coated electrolytically zinc,weight<0.6% carbon,thickness>1.5mm	4.993	4.993	526	526
72123090	Oth than flat-rolled iron/non-alloy steel,coated zinc,weight>0.04 % carbon	545.088	839.406	677.994	1.056.038
72125024	Flat-rolled iron/non-alloy steel,coated aluminium-zincalloys,hoop and strip, width>25 mm	2.547.032	6.488.025	3.479.271	8.815.802
72125099	Oth than flat-roll iron/non-alloy steel,not coated,hoop&strip,,width>25 mm	-	322.757	-	242.068
72131010	Bars&rods,hot-rolled,in irregularly wound coils,iron/nonalloy steel,ribs,rolling process:diameter<50mm	3.130	3.330	299	499
72131090	Bars&rods,hot-rolled,in irregularly wound coils,iron/nonalloy steel,ribs,rolling process:diameter>50mm	-	170	-	188
72132000	Iron or non-alloy steel; bars and rods, hot-rolled, in irregularly wound coils, of free-cutting steel	66.377	66.377	87.280	87.280
72139110	Bars&rods,hot-rolled,in irregularly wound coils,iron/nonalloy steel,ribs,measuring diameter<14mm,soldering sticks	12.877.772	18.892.654	9.260.286	13.551.447
72139120	Bars&rods,hot-rolled,in irregularly wound coils,iron/nonalloy steel,ribs,measuring diameter<14mm,rebars	618.880	1.302.110	453.627	980.870
72139190	Oth than bars&rods,hot-rolled,in irregularly wound coils,iron/non alloy steel,ribs,measuring diameter<14mm,rebars	30.392.557	100.792.455	21.037.652	69.917.008
72139990	Oth than bars&rods,hot-rolled,in irregularly wound coils,iron/non alloy steel,ribs,measuring diameter>14mm,rebars	37.260	37.260	25.374	25.374
72141019	Bars&rods iron/non-alloy steel, hot-rolled,twisted after rolling, forged&weight<0.6%,not circular cross-section	1.301	50.181	2.100	183.803
72141029	Bars&rods iron/non-alloy steel, hot-rolled,twisted after rolling, forged&weight>0.6%,not circular cross-section	16.492	16.499	15.102	15.112
72142039	Containing indentations,ribs,grooves,twisted after rolling,weight<0.6%carbon,cross-section, not used rebars	2.481.314	10.615.102	1.898.252	8.036.322
72142061	Containing indentations,ribs,grooves,twisted after rolling,weight>0.6%carbon,not cross-section,used rebars	66.221	100.765	21.740	29.432

Tabel 3 : Ekspor Indonesia menurut Komoditi (Kode HS 8 digit)

Februari 2022

Kode H S	Uraian golongan barang	Berat bersih (Kg)		Nilai F.O.B. (U S \$)	
		Bulan ini	Kumulatif	Bulan ini	Kumulatif
(1)	(2)	(3)	(4)	(5)	(6)
72142069	Containing indentations,ribs,grooves,twisted after rolling,weight>0.6%carbon,not cross-section,not used rebars	69.000	166.617	19.030	45.191
72143090	Containing indentations,ribs,grooves,twisted after rolling,weight>0.6%carbon,free cutting steel,not cross-section	1.925	2.765	810	1.230
72149919	Oth than rectangular (other than square) cross-section;weight>=0.6%carbon&weight >1.15% manganese	7.313	11.365	4.274	5.742
72149991	Rectangular (other than square) cross-section;0.38%<weight=<0.6%carbon,<0.05% fosfor&<=0.05% sulfur	918.149	1.283.996	768.318	1.074.545
72149992	Rectangular (other than square) cross-section;weight>=0.38%carbon<1.15% manganese	4.493	4.493	4.600	4.600
72149999	Rectangular (other than square)cross-section;<=0.15%weight >0.46% carbon & weight>=1.65% manganese	473.363	999.342	397.353	821.816
72151090	Oth bar&rod iron/non-alloy steel,free-cut steel,not furtherwork than cold finished,not circular cross-section	-	13	-	3.483
72155099	Oth bar&rod iron/non-alloy steel,free-cut steel,not furtherwork than cold finished,weight<0.6%carbon,unused rebar	179	179	1.187	1.187
72159090	Oth bar&rod iron/non-alloy steel,free-cut steel,further work than cold finished,not kind used rebars	4.920	8.292	11.607	23.550
72161000	Angles,shapes§ iron/non-alloy steel,U,I/H sect,not further worked than hot-rolled/extruded,height<80 mm	730	775	235	250
72162190	Angles,shapes§ iron/non-alloy steel,L sect,not furtherwork than hot-rolled/extrude,height<80 mm,weight>0.6%carbon	440.263	804.897	380.886	697.509
72163190	Angles,shapes§ iron/non-alloy steel,U sect,not further work than hot-roll/extrude,height<80 mm,weight<=0.6%carbon	42.716	42.716	20.638	20.638
72163311	Angles,shapes§ iron/non-alloy steel,H sect,not furtherwork than hot-roll/extrude,carbon<0.6%,thickness flange<=web	-	260	-	3.625
72163319	Angles,shapes§ iron/non-alloy steel,H sect,not furtherwork than hot-roll/extrude,carbon<0.6%,thickness flange>=web	539	38.614	686	20.255
72163390	Angles,shapes§ iron/non-alloy steel,H sect,not furtherwork than hot-roll/extrude,carbon>0.6%,thickness flange>=web	169	169	77	77
72164090	Angle,shape§ iron/non-alloy steel,L/T sect,not furtherwork than hot-roll/extrude,height>=80mm&weight<=0.6%carbon	526.010	883.531	489.215	810.766
72165019	Angle,shape§ iron/non-alloy steel,not further work thanhot-roll/extrude,height<80mm&weight<=0.6%carbon	237.374	237.374	190.112	190.112
72165099	Angle,shape§ iron/non-alloy steel,not further work thanhot-roll/extrude,height>80mm&weight<=0.6%carbon	623	623	769	769
72166900	Angle,shape§ iron/non-alloy steel,not further work thancold-formed/finished,obtained from not flat-rolled products	0	8.434	100	45.674
72169900	Angle,oth than slotted angles,further work than hot finish,from flat-rolled product	2.009	2.026	2.352	2.995
72171010	Wire iron/non-alloy steel,not plated, whether/not polished,weight>=0.25%carbon	19.730	19.730	23.873	23.873
72171022	Wire iron/non-alloy steel,Bead,reed,wire kind used makingstrands for prestressing concrete; free-cutting steel wire	1	1	5	5
72171029	Oth than wire iron/non-alloy steel,Bead,reed,wire kind usedmaking strands prestressing concrete,free-cutting steel wire	89	365	27	73
72171032	Wire iron/non-alloy steel,spokes,bead,reed wire;freecutting steel wire	15	25	40	75

Tabel 3 : Ekspor Indonesia menurut Komoditi (Kode HS 8 digit)

Februari 2022

Kode H S	Uraian golongan barang	Berat bersih (Kg)		Nilai F.O.B. (U S \$)	
		Bulan ini	Kumulatif	Bulan ini	Kumulatif
(1)	(2)	(3)	(4)	(5)	(6)
72171033	Wire iron/non-alloy steel,wire of a kind used for makingstrands for prestressing concrete	50	225	50	115
72171039	Oth than wire iron/non-alloy steel,wire of a kind used formaking strands for prestressing concrete	49.780	86.887	110.838	196.128
72172010	Wire iron/non-alloy steel,plated/coated with zinc, weight<0.25% carbon	-	5.263	-	7.787
72172091	Wire iron/non-alloy steel,steel core wire kind use forsteel reinforced aluminium conductors weight >=0.45% carbon	-	0	-	350
72172099	Wire iron/non-alloy steel,steel core wire kind use forsteel unreinforced aluminium conductor weight<=0.45%carbon	1.027.280	2.182.659	1.277.308	2.715.676
72173019	Wire iron/non-alloy steel,plated with oth base metal,weight<0.25%carbon,not plated tin	235.265	553.553	343.476	837.163
72173033	Wire iron/non-alloy steel,weight>=0.6%carbon,brass coatedsteel wire kind used manufacture of pneumatic rubber tyres	38.967	38.967	113.328	113.328
72173034	Wire iron/non-alloy steel,weight>=0.6%carbon,copper coatedsteel wire kind used manufacture of pneumatic rubber tyres	119.939	225.688	77.360	141.462
72179090	Oth than wire iron/non-alloy steel,weight>0.25%carbon	-	3.142	-	13.963
72181000	Stainless steel in ingots/other primary form,semi-finishproduct stainless steel	2.653	38.782	5.427	80.876
72189100	Steel, stainless; semi-finished products, of rectangular (other than square) cross-section	43.780.650	97.486.730	97.156.676	214.659.666
72189900	Steel, stainless; semi-finished products, other than of rectangular cross-section	52.193.797	173.352.120	110.320.188	370.783.803
72191100	Flat-rolled product stainless steel,width>=600mm,unfurtherwork than hot-rolled in coils,thickness>10mm	2.708.755	5.068.815	7.622.940	14.186.948
72191200	Flat-rolled product stainless steel,width>=600mm,unfurtherwork than hot-rolled in coils,4.75mm>=thickness<10mm	44.627.836	94.328.136	115.204.914	245.682.844
72191300	Flat-rolled product stainless steel,width>=600mm,unfurtherwork than hot-rolled in coils,3mm>=thickness<4.75mm	54.723.335	151.259.675	134.130.682	380.887.547
72191400	Flat-rolled product stainless steel,width>=600mm,unfurtherwork than hot-rolled in coils,thickness<3mm	16.454.890	37.522.995	40.348.240	93.713.983
72192100	Flat-rolled product stainless steel,width>=600mm,unfurtherwork than hot-rolled not in coils,thickness>10mm	25.527	25.527	10.435	10.435
72193200	Flat-rolled product stainless steel,width>=600mm,unfurtherwork than cold-rolled,3mm>=thickness<4.75mm	22.549.721	42.236.127	53.436.991	99.718.302
72193300	Flat-rolled product stainless steel,width>=600mm,unfurtherwork than cold-rolled,1mm>=thickness<3mm	67.429.296	129.931.353	163.813.372	316.636.908
72193400	Flat-rolled product stainless steel,width>=600mm,unfurtherwork than cold-rolled,0.5mm>=thickness<=1mm	6.107.859	10.735.029	16.605.159	28.929.127
72193500	Flat-rolled product stainless steel,width>=600mm,unfurtherwork than cold-rolled,thickness<0.5mm	904.932	1.345.623	2.530.674	3.876.372
72199000	Steel, stainless; flat-rolled, width 600mm or more, n.e.c. in heading no. 7219	223	599	17.697	40.750
72201290	Flat roll product stainless,width<600 mm,unfurther workthan hot roll,thickness<4.75 mm,hoop&strip,width>400mm	11.850	79.358	16.431	92.970
72202010	Flat roll product stainless,width<600 mm,unfurther workthan cold roll,thickness<4.75 mm,hoop&strip,width<=400mm	36.374	80.266	284.629	550.738

Tabel 3 : Ekspor Indonesia menurut Komoditi (Kode HS 8 digit)

Februari 2022

Kode H S	Uraian golongan barang	Berat bersih (Kg)		Nilai F.O.B. (U S \$)	
		Bulan ini	Kumulatif	Bulan ini	Kumulatif
(1)	(2)	(3)	(4)	(5)	(6)
72202090	Flat roll product stainless,width<600 mm,unfurther workthan cold roll,thickness<4.75 mm,hoop&strip,width>400mm	-	170	-	202
72209090	Oth than flat roll product stainless,width<600 mm,unfurtherthan hot/cold roll,thick<4.75 mm,hoop&strip,width>400mm	261.349	728.016	1.308.805	3.119.375
72210000	Bar&rod,hot-roll,irregularly wound coil,stainless steel	75	169	2.413	67.687
72221100	Bar&rod,stainless steel,angle,shape§ unfurther work hotroll,circular cross section	12.742	12.743	43.588	43.657
72221900	Steel, stainless; bars and rods, hot-rolled, hot-drawn or extruded, other than of circular cross-section	13.868	28.649	46.334	96.334
72222090	Oth than bar&rod,stainless steel,angle,shape§ unfurtherunfurther work cold roll,circular cross section	3	14	2	608
72223090	Oth tha bar&rod,unfurther work than hot/cold,circular crossection	13.004	15.244	842	30.472
72224090	Bar&rod,stainless steel,angle,shape§ unfurther workcold roll,circular cross section	30.880	32.150	93.369	93.498
72230010	Wire of stainless steel,cross-section>=3mm	136	206	23.596	26.409
72230090	Wire of stainless steel,cross-section<=3mm	258.739	845.449	1.177.241	3.743.327
72249000	Steel, alloy; semi-finished products	11.304	11.304	15.600	15.600
72255090	Oth than flat-roll product alloy steel,width>=600mm,othunfurther work than cold roll,high speed steel	-	4.440	-	7.895
72259290	Oth than flat-roll product steel,width>=600mm,unfurtherwork cold roll,othwise coated zinc,high speed steel	341.615	500.187	363.074	549.394
72261990	Flat-rolled products of silicon-elect steel,oth than grain,hoop&strip,400mm<width<=600mm	49.000	49.000	45.543	45.543
72262010	Flat-rolled products of high speed steel,hoop&strip,width<=400mm	-	22.000	-	18.700
72269999	Flat-rolled products not high speed&silicon-elect steel,further work than,hoop&strip,width>400mm,not coated zinc	4.575	14.380	18.918	58.818
72279000	Steel, alloy; bars and rods, hot-rolled, in irregularly wound coils, n.e.c. in heading no. 7227	2	2	2.550	2.550
72281090	Oth bar&rod oth alloy steel; angle,shape&sec,hollow drill,,alloy/non-alloy steel,high speed steel,circular cross-sect	1.466	2.472	8.733	14.708
72283010	Bar&rod oth alloy steel;angle,shape§ unfurther work hotroll,circular cross sect	-	20.746	-	29.471
72283090	Oth than bar&rod oth alloy steel;angle,shape§ unfurtherwork hot roll,circular cross sect	-	44.324	-	37.265
72285010	Bar&rod oth alloy steel;angle,shape§ unfurther workcold-formed/finished,circular cross sect	114.984	135.541	118.181	138.886
72287090	Oth bar&rod oth alloy steel;angle,shape§ unfurther workhot roll	8	8	49	49
72288019	Oth bar&rod oth alloy steel; angle,shape&sec,hollow drill,sect unfurther hot roll,weight>=0.6%,circular cross-sect	-	6	-	2.097
72299020	Wire of oth than silico-manganese steel,cross-sect<=5.5mm	342.542	707.213	993.179	2.068.024
72299030	Wire of high speed steel	-	120	-	120
72299091	Wire of containing by weight>=0.5% chromium	161.001	322.012	506.715	986.306
72299099	Other wire of alloy steel	92.342	242.117	315.017	781.889
73011000	Sheet piling of iron/steel,whether/not drill,punched/madefrom assembled elements	1.569.230	1.569.230	8.046.869	8.046.869
73012000	Welded angles, shapes and sections of iron or steel	406	406	1.498	1.498
73029090	Chairs, chair wedges, rail chips, bedplates, ties forrailway/tramway track construction material of iron/steel	187.149	220.996	156.951	238.807
73030011	Hubless tubes and pipes, of cast iron	2.415	9.013	17.660	86.777
73030019	Tubes and pipes with hub, of cast iron	71.463	188.207	73.345	221.946
73030099	Hollow profiles, of cast iron with external diameter exceeding 100 mm	12.357	26.467	3.251	6.203
73041100	Line pipe used for oil/gas pipelines of stainless steel	31.318	474.543	89.816	896.942

Tabel 3 : Ekspor Indonesia menurut Komoditi (Kode HS 8 digit)

Februari 2022

Kode H S	Uraian golongan barang	Berat bersih (Kg)		Nilai F.O.B. (U S \$)	
		Bulan ini	Kumulatif	Bulan ini	Kumulatif
(1)	(2)	(3)	(4)	(5)	(6)
73041900	Line pipe used for oil/gas pipelines oth of stainless steel	11.662.271	13.000.837	20.927.288	28.480.412
73042290	Drill pipe of stainless steel used in drilling for oil/gas with yield strength>=80,000 psi & not threaded pipe-end	500	500	10.990	10.990
73042490	Casing and tubing with yield strength less than 80,000 psi and threaded end, of stainless steel	278.182	1.676.748	2.252.045	11.699.750
73042990	Casing and tubing with yield strength less than 80,000 psi and threaded end, not of stainless steel	1.621.628	6.806.214	4.037.037	13.471.633
73043190	Circular cross-section,iron/non-alloy steel,diameter>=140mm & carbon weight >=0.45%, cold-drawn/rolled (cold reduced)	4.556	4.701	22.308	23.668
73044100	Cold-drawn or cold-rolled (cold-reduced), other of circularcross-section, of stainless steel	-	8	-	43
73044900	Steel, stainless; (excluding cold-drawn or cold-rolled), tubes pipes and hollow profiles of circular cross-section	58.008	58.689	40.898	41.401
73045190	Other high-pressure pipe capable of withstanding a pressureof not < 42,000 psi, cold-drawn/cold-rolled (cold-reduced)	17	19	879	1.189
73045910	High-pressure pipe capable of withstanding a pressure of not < 42,000 psi, not cold-drawn/cold-rolled (cold-reduced)	3	3	170	170
73045990	Other high-pressure pipe capable of w/ standing a pressure of< 42,000 psi, not cold-drawn/cold-rolled (cold-reduced)	4.233	5.180	28.060	38.317
73049010	Other high-pressure pipe capable of with standing a pressure of not less than 42,000 psi	-	8	-	423
73049090	Oth tubes/pipes/hollow profiles,seamless steel, diameter >= 140 mm & carbon weight >= 0.45%	1.827	84.801	18.152	117.953
73051100	Line pipe of a kind used for oil or gas pipelines:longitudinally submerged arc welded	6.986.195	6.992.811	6.500.089	6.505.266
73051290	Line pipe of a kind used for oil or gas pipelines:longitudinally welded,not elect resist welded	987.939	1.005.869	8.497.512	8.540.079
73051910	Line pipe of a kind used for oil or gas pipelines:spiral or helical submerged arc welded	-	1.194.532	-	1.564.706
73051990	Line pipe of a kind used for oil or gas pipelines:oth spiral or helical submerged arc welded	226.611	226.611	586.904	586.904
73052000	Casing of a kind used in drilling for oil or gas	-	835.711	-	160.704
73053110	Stainless steel pipes and tubes of a kind used in drilling for oil or gas longitudinally welded	160.194	409.926	786.031	1.985.248
73053190	Oth Stainless steel pipes & tubes high-pressure pipe capable of withstanding a pressure of not less than 42,000 psi	82.124	96.136	451.014	506.757
73061190	Oth line pipe of a kind used for oil/gas pipelines; welded,of stainless steel	4.678	6.312	18.409	31.835
73061910	Oth line pipe of a kind used for oil/gas pipelines; welded,of stainless steel:Longitudinally electr resist welded (ERW)	10.765	10.765	9.952	9.952
73061990	Oth line pipe of a kind used for oil/gas pipelines; welded,of stainless steel,nor ERW &spiral/helical submerged welded	1.903.438	1.942.730	22.002.570	22.054.904
73063029	Oth copper-plated,fluororesin-coated/zinc-chromated steel tube with an extn diamtr<=15 mm:with an extn diamtr < 12.5 mm	1.486.928	2.119.215	2.126.479	3.077.895
73063049	Oth pipe used to make sheath pipe(heater pipe) for heating elemnt of elect flat iron/rice cooker, w/extn diamtr<12.5 mm	-	1	-	5
73063091	Pipe to heater pipe for elemnt elect flat,extn dia<=12mm,w/intern dia>=12.5mm,extn dia<140mm&contain weight<0.45%	45.482	174.413	137.244	442.374
73063092	Pipe to heater pipe elemnt of elect flat,extn dia<=12mm,with intrnl dia>=12.5mm,extrnl dia<140mm&contain weight<0,45%	1.392	1.409	14.316	14.335
73063099	Oth pipe to heater pipe,elemnt elect flat,w/extn dia<=12mm,w/intrnl dia>=12.5 mm,extrnl dia<140mm &contain weight<0.45%	144.363	205.547	229.822	331.632
73064090	Oth Boiler tubes,stainless steel pipe&tube,w/extrnl diamtr>105mm,contain weight 30% nickel,w/extrnl dia>=10mm	72.368	159.411	370.118	866.251

Tabel 3 : Ekspor Indonesia menurut Komoditi (Kode HS 8 digit)

Februari 2022

Kode H S	Uraian golongan barang	Berat bersih (Kg)		Nilai F.O.B. (U S \$)	
		Bulan ini	Kumulatif	Bulan ini	Kumulatif
		(1)	(2)	(3)	(4)
73065099	Pipe oth than boiler tubes with an externaldiameter >12.5mm	84.920	144.460	175.820	298.440
73066110	Hollow profiles of iron/steel,welded with an externaldiagonal <12.5 mm	-	18.750	-	10.000
73066190	Hollow profiles of iron/steel,welded with an externaldiagonal >=12.5 mm	47.820	95.640	109.966	217.332
73069099	Other high presure pipes	15	89	15	219
73071190	Other hubless tube or pipe fittingshubless tube or pipe fittings	50	8.051	1.298	4.731
73071900	Iron or steel; cast fittings, other than of non-malleable cast iron	515.886	1.219.130	1.639.651	3.755.566
73072110	Flanges, having an internal diameter of less than 15 cm	62	62	944	944
73072190	Other flanges, having an internal diameter of < 15 cm	102.273	232.408	513.191	882.862
73072210	Threaded elbows, bends and sleeves, having an internal diameter of less than 15 cm	4.123	10.359	34.722	138.142
73072290	Other threaded elbows, bends and sleeves, having an internal diameter of less than 15 cm	190.187	193.749	1.031.146	1.097.764
73072310	Butt welding fittings, having an internal diameter of less than 15 cm	465	465	4.404	4.404
73072390	Other butt welding fittings, having an internal diameter of less than 15 cm	3.749	15.415	60.560	191.873
73072910	Oth Flanges Having an internal diameter of less than 15 cm	27.942	39.326	101.606	156.877
73072990	Oth stainless steel oth than flanges,butt welding,threaded elbow,bend & sleeve of iron/steel>=15cm	99.978	175.241	409.399	742.909
73079110	Oth tube or pipe fittings flanges,internal diameter<15cm	11.031	24.615	47.076	104.774
73079190	Oth tube or pipe fittings flanges,internal diameter>=15cm	76.151	294.283	212.624	963.688
73079290	Oth tube/pipe fittings threaded elbows,bends&sleeves,internal diameter>=15cm	495.716	1.397.324	487.791	938.762
73079390	Oth tube/pipe fittings,butt weldingfittings,internal diameter>=15cm	31.191	84.868	376.591	992.964
73079910	Oth tube/pipe fittings,not butt welding fittings/flanges/elbows,bends & sleeve,internal diameter<15cm	6.044	17.646	83.842	225.429
73079990	Oth tube/pipe fittings,not butt welding fittings/flanges/elbows,bends,sleeve internal diameter>=15cm	469.435	1.664.637	2.037.101	12.108.633
73081090	Other bridges and bridge sections of iron or steel	413.688	965.708	500.561	800.054
73082011	Towers with prefabricated modular of iron or steelttype joined by shear connectors	20.928	20.928	368.000	368.000
73082019	Other towers of iron or steel	109.385	128.983	174.052	185.115
73082029	Other lattice masts of iron or steel	5.827.870	13.166.584	17.913.789	40.410.432
73083010	Doors, of a thickness of 6 mm or more not exceeding 8 mm of iron or steel	-	2.800	-	8.632
73083090	Oth Doors, of a thickness of 6 mm or more, of iron or steel	8.415	22.845	41.915	95.980
73084090	Other equipment for scaffolding, shuttering, propping or pit propping	176.121	1.290.625	905.594	12.158.707
73089020	Other prefabricated modular type joinedby shear connectors	-	21.578	-	135.670
73089040	Oth corrugated and curved galvanised plates or sheets prepared for use in conduits, culverts or tunnels	-	34	-	27
73089050	Rail for ships of iron or steel	9	9	335	335
73089060	Perforated cable trays of iron or steel	1.219	10.883	8.045	48.005
73089092	Guardrails of iron or steel	-	2.170	-	4.260
73089099	Other guardrails of iron or steel	4.315.747	6.968.433	9.960.607	14.460.371
73090011	Lined or heat-insulated	3.835	3.835	47.589	47.589
73090019	Other lined or heat-insulated	66.816	104.172	34.153	52.231
73090099	Other not lined or heat-insulated	96.872	125.661	282.009	386.051
73101010	Tank,cask,drum,can,boxe&similar for any material capacity>50L<=300L,of tinplate	32.527	32.527	12.538	12.538
73101091	Tank, cask, drum, can, boxe&similar, capacity>50L<=300L, not tinplate, steel casting, forging/stamping in rough state	9	49	48	74

Tabel 3 : Ekspor Indonesia menurut Komoditi (Kode HS 8 digit)

Februari 2022

Kode H S	Uraian golongan barang	Berat bersih (Kg)		Nilai F.O.B. (U S \$)	
		Bulan ini	Kumulatif	Bulan ini	Kumulatif
		(1)	(2)	(3)	(4)
73101099	Other tank, cask, drum, can, boxe&similar, capacity>50L<=<=300L, not tinplate, steel casting, forging/stamping in rough state	8.583	45.453	9.803	88.762
73102110	Cans which are to be closed by soldering or crimping,of capacity <1L	65.967	127.483	287.881	560.761
73102199	Other cans which are to be closed by soldering or crimping >1L & <50L	250	17.784	2.275	54.863
73102910	Other casting, forging or stamping, in the rough state, capacity <1L<<50L,of tinplate	32.164	99.934	130.852	403.610
73102991	Other casting, forging or stamping, in the rough state, capacity <1L<<50L,of tinplate	-	8.584	-	37.547
73102999	Other not casting, forging or stamping, in the rough statecapacity >1L<<50L,of tinplate	381	8.302	19.221	57.807
73110024	Containers for compressed/liquefied gas,of iron/steel seamless steel cylinders,capacity>30L &<110L for LPG	-	16.000	-	14.720
73110027	Oth containers for compressed/liquefied gas,seamless steel cylinders,capacity>30L<<110L	11.162	14.242	2.950	4.000
73110029	Oth containers for compressed/liquefied gas seamless steel cylinders, capacity>30L	32.811	117.299	17.373	32.931
73110099	Other Containers for compressed or liquefied gas, of iron or steel with capacity > 110L	70.228	70.799	79.335	92.424
73121010	Standed wire,ropes & cables for locked coil,flattened strands&non rotating wire rope	214.738	214.738	228.423	228.424
73121020	Stranded wire,rope&cables by plated or coated with brass & of a diameter <=3mm	4.276.798	9.033.075	8.634.175	18.109.630
73121091	Other stranded steel wires for prestressing concrete	323.760	506.180	382.971	598.673
73121099	Other stranded wire, rope and cables not prestresed concrete strand wire	10.832	74.628	51.692	400.316
73129000	Iron or steel; plaited bands, slings and the like, not electrically insulated	1.117.792	1.934.072	3.853.447	6.649.543
73130000	Barbed wire of iron/steel; twisted hoop/single flat wire,barbed/not, & loosely twisted double wire,used for fencing	343.526	591.234	606.093	1.057.582
73141200	Woven cloth with endless bands formachinery, of stainless steel	63	63	8.120	8.120
73141400	Iron or steel; woven cloth, of stainless steel, (other than endless bands for machinery)	251	445	12.229	19.924
73141990	Other endless bands for machinery oth than of not stainless steel	13	13	237	237
73143900	Iron or steel wire; grill, netting and fencing, welded at the intersection, n.e.c. in item no. 7314.20, (other than plated or coated with zinc)	2	182	1.076	1.206
73144100	Iron or steel wire; grill, netting and fencing, plated or coated with zinc	270.198	559.091	499.307	982.742
73144200	Iron or steel wire; grill, netting and fencing, coated with plastic	5.360	19.877	10.236	37.970
73144900	Iron or steel wire; grill, netting and fencing, coated with materials other than zinc or plastic	171.878	312.723	133.117	248.204
73151110	Roller chain for bicycles or motorcycle chain	6.937	8.165	29.648	42.856
73151199	Other roller chain, transmision type of a pitch length > 32 mm	3.592	8.200	12.451	93.844
73151210	Other chain, bicycle or motorcycle chain	-	50	-	20
73151290	Other chain, not bicycle or motorcycle chain	2.699	3.058	35.343	39.102
73151910	Part of bicycles ofmotorcycle chain	5	11	306	571
73152000	Skid chain of iron or steel	2.617	2.637	11.389	11.399
73158200	Chain; welded link chain, of iron or steel	98	98	665	665
73158910	Other chain for bicycles or motorcycle chain	15	47	339	500
73158990	Other chain not formotorcylcles and bicycles	1.889	2.211	3.106	3.591
73159090	Other parts of not bicycle or motorcycle chain	457.919	902.347	1.327.937	2.794.288
73160000	Anchors, grapnels and parts thereof, of iron or steel.	60	272.810	140	28.979
73170020	Staples of iron or steel	85	85	90	90

Tabel 3 : Ekspor Indonesia menurut Komoditi (Kode HS 8 digit)

Februari 2022

Kode H S	Uraian golongan barang	Berat bersih (Kg)		Nilai F.O.B. (U S \$)	
		Bulan ini	Kumulatif	Bulan ini	Kumulatif
(1)	(2)	(3)	(4)	(5)	(6)
73170090	Other wires,staples,dog spikes for sleepes;gang nails of iron or steel	2.481	52.269	1.299	54.540
73181100	Threaded articles, coach screws	-	0	-	81
73181210	Threaded articles other wood screws having a shank of an external diameter <= 16 mm	5	5	5	5
73181290	Other threaded articles other wood screws	2.553	2.561	7.137	7.196
73181300	Screw hooks and screw rings	-	39	-	356
73181410	Self-tapping screws, having a shank of an external diameter not exceeding 16 mm	11.433	11.691	45.869	53.485
73181490	Other Self-tapping screw	9.182	12.672	33.040	57.814
73181510	Other screws and bolts, whether or not with their nuts , or washers having a shank of an external diameter <= 16 mm	246.794	518.868	832.571	1.758.948
73181590	Other screws and bolts, whether or not with their nuts or washers, having a shank of an external diameter > 16 mm	593.191	1.488.567	3.642.279	9.952.530
73181610	Nuts for bolts having a shank of an external diameter not exceeding 16 mm	179.135	340.127	1.592.888	2.950.021
73181690	Other nuts for bolts having a shank of an external diameter not exceeding 16 mm	28.173	66.517	288.781	662.412
73181910	Other treaded articles having a shank of an external diameter not exceeding 16 mm	528.824	1.011.887	39.781	74.909
73181990	Other treaded articles having a shank of an external diameter > 16 mm	3.277	5.395	60.823	73.605
73182100	Non-threaded articles, spring washers & other lock washers	813	2.502	8.045	97.454
73182200	Non-threaded articles, other washers	23.488	44.285	248.587	531.630
73182310	Rivets, having an external diameter not exceeding 16 mm	217	315	1.278	2.593
73182390	Other rivets	559	970	7.340	24.495
73182400	Cotters and cotter-pin	3.791	11.874	53.599	148.519
73182910	Other non articles, having a shank of an external diameter not exceeding 16 mm	9.097	16.350	69.584	97.563
73182990	Other non articles, having a shank of an external diameter > 16 mm	126.922	278.252	540.958	1.148.549
73194010	Safety pins	5.890	7.708	7.230	10.846
73194020	Other pins	832	1.648	5.908	15.145
73199010	Sewing, darning or embroidery needles	13	44	5.705	7.754
73199090	Other sewing, darning or embroidery needles	296	521	6.095	10.787
73201011	Suitable for use on motor vehicles of heading 87.02, 87.03 or 87.04	3.513.585	6.968.428	6.469.056	12.721.154
73201012	Suitable for use on other motor vehicles	108.872	294.040	269.801	728.501
73201019	Other leaf-springs and leaves therefor :	36.827	70.412	60.334	115.296
73201090	Other suitable for use on motor vehicles or machinery of heading 84.29 or 84.30	125.806	319.256	220.929	561.436
73202011	Helical spring,suitable for use on motor vehicle/machinery of heading 84.29 or 84.30 for motor vehicles	84.480	140.113	441.319	794.479
73202012	Helical spring,suitable for use on motor vehicle/machinery of heading 84.29 or 84.30 for earth-moving machinery	177	177	1.422	1.422
73202019	Helical spring,suitable for use on motor vehicle/machinery of head 84.29/84.30 not for motor vhcl/earth-moving machine	9	1.499	222	18.845
73202090	Other helical spring,suitable for use on motor vhcl/machineof head 84.29/84.30 not for motor vhcl/earth-moving machine	167.561	228.968	457.928	697.107
73209010	Other suitable for use on motor vehicles	3.039	4.454	37.335	54.976
73209090	Other suitable not for use on motor vehicles	88.993	192.366	270.322	601.837
73211100	Cooking appliances and plate warmers, for gas fuel or for both gas and other fuels	109.438	155.019	715.661	1.066.214
73211200	Cooking appliances and plate warmers, for liquid fuel	285	285	1.710	1.710
73211990	Other, including appliances not for solid fuel	2.025	2.454	20.745	26.099
73218200	Domestic appliances; non-electric, (other than cookers and plate warmers), for liquid fuel, of iron or steel	145	157	525	545
73218900	Domestic appliances; non-electric, (other than cookers and plate warmers), for solid fuel and fuels other than gas or liquid, of iron or steel	15	15	35	35

Tabel 3 : Ekspor Indonesia menurut Komoditi (Kode HS 8 digit)

Februari 2022

Kode H S	Uraian golongan barang	Berat bersih (Kg)		Nilai F.O.B. (U S \$)	
		Bulan ini	Kumulatif	Bulan ini	Kumulatif
(1)	(2)	(3)	(4)	(5)	(6)
73219010	Parts of kerosene stoves	2.548	3.874	2.105	4.869
73219020	Parts of cooking appliances & plate warmers using gas fuel	712	24.598	4.694	67.299
73219090	Other parts of kerosene stoves/cooking appliances and plate warmers using gas fuel	2.016	2.787	8.563	12.071
73229000	Air heaters and hot air distributors, (not electrically heated), incorporating a motor-driven fan or blower and parts thereof, of iron or steel	2.001	2.010	23	75
73231000	Iron or steel wool; pot scourers and scouring/polishing pads,gloves and the like	5.281	10.757	24.109	55.539
73239110	Kitchenware of cast iron, not enamelled	15.547	28.509	24.661	44.282
73239190	Tableware/oth household articles and parts thereof,of cast iron, not enamelled :	150	4.986	1.413	106.579
73239200	Tableware,kitchenware/oth household articles&parts thereof,of cast iron,enamelled	15.479	34.623	161.553	327.562
73239310	Kitchenware of stainless steel	54.673	151.074	521.483	1.478.907
73239390	Tableware/oth household articles and parts thereof,of stainless steel	24.164	42.503	696.939	1.347.017
73239400	Tableware,kitchenware/oth household articles&parts thereof,of iron (other than cast iron) or steel, enamelled	47.400	154.056	354.270	1.185.388
73239910	Kitchenware of iron other than stainless steel andcast iron	1.971	2.068	5.020	5.272
73239990	Tableware,kitchenware/oth household articles&parts thereof,of iron other than stainless steel and cast iron	99.431	278.731	516.750	1.266.554
73241010	Sinks and wash basins, of stainless steel, kitchen sinks	924	1.553	7.748	14.255
73241090	Other sinks and wash basins, of stainless steel	9.252	16.483	79.760	144.679
73242110	Bathtubs having rectangular or oblong interior shape, of cast iron, whether or not enamelled	-	131	-	690
73242190	Oth bathtubs having rectangular or oblong interior shape, of cast iron, whether or not enamelled	-	111	-	132
73242990	Oth bathtubs not having rectangular/oblong interior shape, not of cast iron, whether or not enamelled	5.404	9.386	69.644	109.470
73249010	Other, including parts, flushing water closets or urinals (fixed type)	90	1.500	1.778	9.355
73249099	Other parts of kitchen sinks or bathtubs/flushing water closets or urinals (fixed type)	4.827	6.666	74.322	104.284
73251020	Manhole covers, gratings and frames therefor, of non-malleable cast iron	5.948	18.886	12.652	38.024
73251090	Oth cast articl iron/steel,no malleable cast iron,unmanholecover,gratings&frame therefor/spout&cup for latex collect	7.960	22.145	31.484	157.577
73259990	Other manhole covers, gratings and frames there for not of non-malleable cast iron	88.421	161.453	302.635	425.998
73261900	Iron or steel; articles n.e.c. in item no. 7326.11, forged or stamped, but not further worked	953.458	1.894.751	8.918.247	18.774.049
73262050	Poultry cages and the like of iron or steel wire	9.695	9.695	15.389	15.389
73262060	Rat traps of iron or steel wire	-	5	-	21
73262090	Articles of iron or steel wire not poultry cages & the likeor rat traps	1.877.767	3.643.563	3.095.128	6.268.380
73269010	Ships' rudders	2.624	2.628	9.105	9.146
73269020	Spouts and cups for latex collection	-	1	-	16
73269030	Stainless steel clamp assemblies with rubber sleeves used for hubless cast iron pipes and pipe fittings	606	671	52.298	53.585
73269091	Cigarette cases and boxes	48.000	94.222	58.336	168.145
73269099	Cigarette cases and boxes,not of iron or steel	1.021.060	2.010.282	7.314.361	12.209.974
74010000	Copper mattes; cement copper (precipitated copper).	4.758.534	5.183.060	4.769.010	5.252.579
74031100	Refined copper for cathodes and sections of cathodes	14.096.546	29.268.640	138.859.284	285.840.061
74032100	Copper-zinc base alloys (brass)	1.131.201	2.313.280	7.276.775	14.255.080
74032200	Copper-tin base alloys (bronze)	167.396	167.396	1.507.028	1.507.028
74040000	Copper waste and scrap.	3.665.521	6.328.075	33.131.162	56.737.424
74061000	Powders of non-lamellar structure	1	1	11	11
74062000	Powders of lamellar structure; flakes	166	9.572	4.443	85.441
74071030	Profiles of refined cooper	-	18.375	-	186.846
74071040	Bars and rods of refined cooper	609.004	1.108.550	6.166.052	10.672.812

Tabel 3 : Ekspor Indonesia menurut Komoditi (Kode HS 8 digit)

Februari 2022

Kode H S	Uraian golongan barang	Berat bersih (Kg)		Nilai F.O.B. (U S \$)	
		Bulan ini	Kumulatif	Bulan ini	Kumulatif
		(1)	(2)	(3)	(4)
74072100	Copper bars, rods and profiles of copper-zinc base alloys (brass) of copper alloys	554.767	1.422.065	4.909.706	12.388.151
74072900	Copper; bars, rods and profiles, of copper alloys (other than copper-zinc base alloys)	25.101	25.585	190.762	205.036
74081110	Copper wire of refined cooper, which the max cross-sectional dimension does not exceed 14 mm	2.106.855	3.828.421	21.444.652	38.478.895
74081190	Copper wire of refined copper, which the maximum cross-sectional dimension does exceed 14 mm	1.107.826	1.867.826	10.211.481	16.988.564
74081900	Copper; wire, of refined copper, of which the maximum cross-sectional dimension is 6mm or less	2.784.862	5.188.643	28.312.345	52.125.585
74082100	Copper wire, of cooper alloys,of copper-zinc base alloys (brass)	17.005	208.141	142.857	1.784.114
74082200	Copper wire,of cooper alloys of copper-nickel base alloys (cupro-nickel)/copper-nickel-zinc base alloys (nickel silver)	0	0	0	0
74082900	Copper; wire, of copper alloys (other than copper-zinc base alloys, copper-nickel base alloys or copper-nickel-zinc base alloys)	92.526	211.926	854.188	1.694.772
74091900	Copper; plates and sheets, of a thickness exceeding 0.15mm, of refined copper, not in coils	577	1.812	26.472	50.670
74092100	Copper plates, sheets and strip, of a thickness > 0.15 mm of copper zinc base alloys (brass) in coils	50.687	116.000	465.371	1.099.480
74092900	Copper; plates and sheets, of a thickness exceeding 0.15mm, of copper-zinc base alloys (brass), not in coils	1.175	2.617	14.299	30.407
74093900	Copper; plates and sheets, of a thickness exceeding 0.15mm, of copper-tin base alloys, not in coils	1.359	4.528	25.313	52.104
74094000	Copper; plates, sheets and strip, of a thickness exceeding 0.15mm, of copper-nickel base alloys (cupro-nickel) or copper-nickel-zinc base alloys (nickel silver)	49	157	16.955	60.629
74099000	Copper; plates, sheets and strip, of a thickness exceeding 0.15mm, of copper alloys	5	6	20.217	28.501
74102200	Reinforced sheets/plates of polyamide,of copper alloys, unrefined cooper, backed	1	1	129	129
74111000	Copper tubes & pipes of refined copper	25.381	50.504	352.569	691.872
74112900	Copper; tubes and pipes, of copper alloys (other than copper-zinc, copper-nickel base alloys (cupro-nickel) or copper-nickel-zinc base alloys (nickel-silver))	2.018	4.171	2.877	4.082
74121000	Copper tube or pipe fittings of refined copper	5	5	572	572
74122020	Hose fittings,copper tube or pipe fittings of copper alloys	3.002	3.018	4.295	4.503
74122091	Other of of cooper alloys,copper tube or pipe fittings of copper-zinc base alloys (brass)	18.458	74.725	306.031	1.255.249
74122099	Other of of cooper alloys,copper tube or pipe fittings not of copper-zinc base alloys (brass)	53.657	149.225	172.433	692.852
74130090	Stranded wire, cables, plaited bands & the like, of copper,not electrically insulated, of a diameter > 28.28 mm	14	16	797	949
74151010	Nails and tacks, similar articles of cooper	425	425	100	100
74151090	Drawing pins and similar articles of cooper	62	154	6.287	18.407
74152100	Washers (including spring washers),other articles,not threaded	5	16	668	873
74152900	Copper; rivets, cotters, cotter-pins and similar articles, not threaded	13	6.290	916	10.118
74153310	Screws, other threaded articles	536	1.226	58.958	176.920
74153320	Bolts and nuts, other threaded articles	1.725	11.773	6.027	23.446
74153900	Copper; articles n.e.c. in heading no. 7415	1.337	3.026	10.701	20.046
74181010	Pot scourers & scouring or polishingpads, gloves & the like	6	34	16	39
74181030	Cooking or heating apparatus of a kind used for household purposes, non-electric and parts there of	1	1.644	14	2.901
74181090	Other household articels and parts thereof of coppers	653	1.984	18.636	41.091
74182000	Sanitary ware and parts thereof	218	267	10.866	12.005
74191000	Chain and parts thereof, other articles of cooper	14	485	13	61
74199190	Other cast, moulded, stamped / forged but not further worked	110	1.239	3.448	8.670

Tabel 3 : Ekspor Indonesia menurut Komoditi (Kode HS 8 digit)

Februari 2022

Kode H S	Uraian golongan barang	Berat bersih (Kg)		Nilai F.O.B. (U S \$)	
		Bulan ini	Kumulatif	Bulan ini	Kumulatif
		(1)	(2)	(3)	(4)
74199931	Colth (including endless bands) grill & netting of copper wire for machinery	1.737	4.707	42.605	85.067
74199939	Colth (including endless bands) grill & netting of copper wire not for machinery	5	7	598	1.240
74199940	Pegas, colth (including endless bands) grill and netting of copper wire	408	911	2.460	2.685
74199960	Cooking or heating apparatus, other than of a kind used for domestic purposes, and parts thereof	9	579	57	3.448
74199970	Articles specially designed for use during religious rites	37	37	45	45
74199999	Other articles of non copper	4.447	6.882	42.433	66.634
75011000	Nickel mattes	6.809.812	12.896.941	94.007.627	169.754.326
75012000	Nickel oxide sinters and other intermediate products of nickel metallurgy	23.533.761	35.462.925	105.335.294	158.152.288
75030000	Nickel waste and scrap.	158.522	237.679	542.629	898.405
75051200	Bars, rods, profiles and wire of nickel alloyed	-	757	-	21.539
75062000	Nickel plates, sheets, strip and foil of nickel alloyes	30	30	1.393	1.393
75071200	Tubes and pipes of nickel alloyes	-	197	-	24.877
75089030	Bolts and nuts, other articles of not nickel	1	1	10	10
75089050	Electroplating anodes,including those produced byelectrolysis,other articles of not nickel.	33	626	4.036	507.489
75089090	Other articles of nickel	5.753	893.328	540.418	3.544.507
76011000	Aluminium, not alloyed, Unwrought aluminium	125	449	1.325	3.350
76012000	Aluminium alloys,unwrought aluminium	8.317.875	15.627.895	22.859.241	41.499.627
76020000	Aluminium waste and scrap.	762.406	1.554.740	1.425.940	2.842.023
76031000	Aluminium powders of non lamellarstructure	-	0	-	7
76032020	Aluminium Powders of lamellar structure	100.000	300.000	6.850	20.551
76041010	Bars and arods of aluminium, not alloyed	356	792	2.243	4.681
76041090	Profiles of aluminium, alloyed	244.849	475.377	932.413	1.771.127
76042110	Perforated tube profiles for use in evaporator coils ofmotor vhcl ac machines, hollow profiles of aluminium alloys	46	57	1.085	2.009
76042120	Aluminium spacers(with one side have light perforations along its w/ length),hollow profiles of alminium alloys	1	2	243	597
76042190	Other hollow profiles of aluminium alloys	1.219.233	2.086.268	5.141.346	8.518.908
76042910	Extruded bars and rods non aluminium alloys	3.091.761	6.994.215	13.299.228	29.528.289
76042930	Y-shaped profiles for zip fasteners, in coils non aluminium alloys	1	1	182	184
76042990	Other extruded bars, rods and profiles of non aluminium alloys	21.878	37.294	101.992	167.647
76051100	Aluminium wire not alloyed, of which the maximum cross-sectional dimension exceeds 7 mm	108.759	282.072	360.950	912.954
76051990	Other aluminium wire of non aluminiumnot alloyed	165.149	293.114	692.737	1.212.347
76052990	Aluminium wire of non aluminium alloyswith a diameter < 0.254mm	4	9.014	72	38.466
76061110	Aluminium plates, sheets & strip of plainr figured by rolling of thickness > 0.2 mm	1.158.064	1.952.221	4.533.312	7.475.955
76061190	Oth aluminium plates, sheets & strip ofplain/figured by rolling of thickness > 0.2 mm	51.010	98.184	214.421	408.498
76061220	Aluminium plates, not sensitised, of a kind used in the printing industry	35	568	372	3.132
76061239	Oth plain/figured by rolling/pressing but not surface treated of non aluminium alloys	22	22	235	235
76061290	Oth non aluminium alloys plain/figured by rolling/pressing but not surface treated	1.135	299.039	6.390	1.035.031
76069100	Aluminium; plates, sheets and strip, thickness exceeding 0.2mm, not alloyed, (not rectangular or square)	152	162	4.862	5.437
76069200	Aluminium; plates, sheets and strip, thickness exceeding 0.2mm, alloys, (not rectangular or square)	514.028	514.034	1.850.561	1.850.568
76071100	Aluminium foil rolled but not further worked, not backed	743.717	1.817.376	3.249.607	7.695.949
76071900	Aluminium; foil, (not backed), of a thickness not exceeding 0.2mm, not rolled	7.724	77.011	97.988	393.103
76072010	Aluminium foil for thermal insulation, backed	146.061	230.362	776.837	1.203.065
76072090	Aluminium foil not for thermal insulation, backed	19.588	47.959	135.657	302.895

Tabel 3 : Ekspor Indonesia menurut Komoditi (Kode HS 8 digit)

Februari 2022

Kode H S	Uraian golongan barang	Berat bersih (Kg)		Nilai F.O.B. (U S \$)	
		Bulan ini	Kumulatif	Bulan ini	Kumulatif
(1)	(2)	(3)	(4)	(5)	(6)
76082000	Aluminium tubes and pipes of aluminium alloys	186.581	376.181	1.026.980	2.118.276
76090000	Aluminium tube or pipe fittings (for example, couplings, elbows, sleeves)	11.019	25.649	45.757	113.096
76101010	Aluminium structure for doors & their frames and thresholdsfor doors	76.834	152.255	614.331	1.161.984
76101090	Aluminium structure for windows & their frames & thresholdsfor doors	92.337	243.795	474.537	1.171.362
76109091	Aluminium structure for bridges and bridge-sections; towers or lattice masts	8.517	13.758	50.973	80.393
76109099	Oth aluminium structure not for bridges & bridge-sections;towers or lattice masts	336.249	658.297	1.464.185	2.853.016
76110000	Aluminium reservoirs, tanks, vats andsimilar containers for any material	-	673	-	2.558
76121000	Aluminium collapsible tubular containers	4.703	10.649	69.096	167.143
76129090	Other aluminium casks, drums, cans, boxes &containersfor any material	703.563	1.392.973	3.780.396	7.289.494
76130000	Aluminium containers for compressed or liquefied gas.	8.834	25.203	70.309	117.564
76141019	Cables of aluminium,not electrically insulated,with steel core, a diameter> 28.28 mm	5.725	10.903	238.400	442.835
76141090	Stranded wire, plaited bands and the like, of aluminium, not electrically insulated, With steel core	-	1.244	-	8.791
76149019	Cables of aluminium, not electrically insulated, withoutwithout steel core, a diameter> 28.28 mm	-	22	-	821
76149090	Without steel core	63.068	165.445	217.282	887.005
76151010	Pot scourers and scouring or polishing pads,gloves and the like, of aluminium	10	10	10	10
76151090	Tableware,kitchenware or Other household articles and parts thereof of aluminium	93.117	233.623	928.123	2.036.015
76152090	Other sanitary ware and parts thereof of aluminium	9.814	14.451	43.742	53.999
76161010	Nails of aluminium	350	350	4.804	4.804
76161020	Staples and hooks, bolts and nuts of aluminium	6	304	696	2.398
76161090	tacks, screws,screw hooks, rivets, cotters, cotter-pins, washers and similar articles :of aluminium	3.224	4.193	99.230	123.846
76169100	Cloth, grill, netting and fencing, of aluminium wire	2	2	246	246
76169920	Ferrules for use in the manufacture of pencilsof aluminium	2	2	994	994
76169940	Bobbins, spools, reels and similarsupports for textile yarnof aluminium	-	56.270	-	9.800
76169951	Venetian blinds of aluminium	2.423	4.753	24.000	46.856
76169959	Blinds other than venetian blind of aluminium	7	49	45	226
76169970	Cigarette cases or boxes of aluminium	-	0	-	79
76169980	Expanded metal of aluminium	18.719	18.719	142.333	142.333
76169990	Other articles of aluminium	120.614	224.136	889.311	1.758.070
78019900	Unrefined lead containing by weight antimony not as the principal oth elemen	25.636	52.165	84.176	171.008
78041190	Lead sheets, strip and foil of a 0.15 mm<=thicknes<0.2mm	9	17	556	1.910
78060020	Lead bars , rods, profiles and wire	40.150	60.680	863.582	1.291.889
78060030	Lead tubes,pipes and tube or pipe fittings	0	0	950	950
78060090	Other articles of lead	-	50	-	1.189
79011200	Unwrought zinc, not alloyed containing by weight< 99.99%	108.172	174.867	312.906	493.712
79012000	Unwrought zinc, alloys	-	50.000	-	163.200
79020000	zinc waste and scrap	198.797	1.057.977	435.158	2.230.791
79031000	Zinc dust	439.004	902.708	1.440.532	2.913.729
79040000	Zinc bars,rods, profiles and wire	-	100.630	-	261.898
79050040	Zinc bars, rods, profiles and wire, of a thickness<=0.15mm	40	40	20	20
79050090	Zinc bars, rods, profiles and wire, of a thickness>0.15mm	1.800	1.801	5.821	5.864
79070030	Gutters, roof capping, skylight frames &oth fabricatedbuilding components of zinc	6.388	7.488	9.692	10.321
79070092	Other household articles of zinc	6.410	15.029	15.585	34.574
79070093	Electro-plating anodes, calotsbattery,tacks,nuts,bolts.Nailstencil plates, screws, rivets and similar fastening of zinc	-	2	-	11
79070099	Other articles undefined of zinc	327.555	734.290	367.014	841.842

Tabel 3 : Ekspor Indonesia menurut Komoditi (Kode HS 8 digit)

Februari 2022

Kode H S	Uraian golongan barang	Berat bersih (Kg)		Nilai F.O.B. (U S \$)	
		Bulan ini	Kumulatif	Bulan ini	Kumulatif
(1)	(2)	(3)	(4)	(5)	(6)
80011000	Unwrought tin, not alloyed	6.692.937	7.833.227	289.680.525	337.798.874
80030010	Tin bar for Soldering	66.306	141.435	2.568.969	5.341.737
81019600	Tungsten (wolfram) Wire	120	170	115	190
81019700	Tungsten (wolfram) Waste and scrap	13.896	38.121	98.005	278.154
81019910	Bars and rods, other than those obtained simply by sintering; profiles, sheets, strip and foil	4	4	562	562
81029400	Unwrought molybdenum, including bars and rods obtained simply by sintering	-	7.560	-	130.410
81033000	Tantalum waste and scrap	35.547	72.943	823.053	1.496.365
81042000	Unwrought magnesium waste and scrap	75.872	125.862	233.905	383.875
81083000	Titanium waste and scrap	15.580	24.580	77.903	113.903
81089000	Titanium; other than unwrought, n.e.c. in heading no. 8108	0	13.183	44	25.997
81110010	Manganese waste and scrap	4.825.000	10.645.000	28.537.500	58.355.500
81122200	Waste and scrap chromium	39.876	39.876	81.226	81.226
82011000	hand tools Spades and shovels	874	5.536	1.441	4.317
82013010	hand tools Hoes and rakes	6	6	44	44
82013090	hand tools Mattocks, picks	3.544	3.960	2.201	5.311
82014000	Axes, bill hooks and similar hewing tools	4	20	9	584
82015000	Secateurs and similar one-handed pruners and shears(including poultry shears)	124	124	84	84
82019000	Tools, hand; forks, scythes, sickles, hay knives, timber wedges, and other hand tools of a kind used in agriculture, horticulture or forestry n.e.c. in heading 8201	110	180	11.726	18.667
82021000	Hand saws	118	373	619	1.003
82022000	Band saw blades	139	1.027	931	11.656
82023100	Circular saw blades with working part of steel	2.530	4.164	110.787	207.864
82023900	Tools, hand; circular saw blades (including slitting or slotting saw blades), with working part of materials (other than steel)	12.152	20.611	438.592	770.699
82024000	Chain saw blades	-	3	-	10
82029100	Straight saw blades, for working metal	63	64	1.355	1.360
82029910	Straight saw blades, for working Other than metal	1	1	1	1
82029990	Saw blades parts	56.673	125.401	817.587	1.596.013
82031000	Files, rasps and similar tools	1.599	22.608	15.105	216.042
82032000	Pliers (including cutting pliers),pincers, tweezers andsimilar tools	721	797	6.860	7.661
82033000	Metal cutting shears and similar tools	1	1.569	1	244
82034000	Pipe-cutters, bolt croppers, perforatingpunches, & similar tools	40	404	8.998	12.474
82041100	Hand operated spanners and wrenches non adjustable	1.747	3.051	24.490	39.896
82041200	Hand operated spanners and wrenchesa djustable	142	761	3.611	8.493
82042000	Interchangeable spanner sockets, with or without handles	1.372	2.128	10.046	20.681
82051000	Drilling, threading or tapping tools, hand operated	5.483	5.519	15.451	16.640
82052000	Hammers and sledge hammers	585	3.489	587	2.094
82053000	Planes, chisels, gouges & similarcutting tools for working wood	2	2	14	14
82054000	Screwdrivers	441	956	2.358	6.941
82055100	Tools, hand; household tools	32	138	885	2.214
82055900	Glaziers' diamonds	6.840	10.600	156.775	232.190
82057000	Vices, clamps and the like	4.727	11.749	67.817	164.683
82059000	Tools, hand; n.e.c. in heading 8205, incl anvils, portable forges, hand/pedal-operated grinding wheels with frameworks, &sets of articles of two/more of the in heading 8205	96	1.687	1.937	6.794
82060000	Tools of two/ more of the headings82.02 to 82.05 put up in sets for retail sale	644	2.303	6.194	12.562
82071300	Rock drilling or earth boring tools, with working part of cermets, Interchangeable tools for hand tools	13	13	7	7
82071900	Rock drilling/ earth boring tools, without working part of cermets, Interchangeable tools for hand tools	26.899	29.817	152.515	509.430
82072000	Dies for drawing or extruding metal, Interchangeable tools for hand tools	548	8.641	54.327	268.433

Tabel 3 : Ekspor Indonesia menurut Komoditi (Kode HS 8 digit)

Februari 2022

Kode H S	Uraian golongan barang	Berat bersih (Kg)		Nilai F.O.B. (U S \$)	
		Bulan ini	Kumulatif	Bulan ini	Kumulatif
		(1)	(2)	(3)	(4)
82073000	Tools for pressing, stamping or punching, Interchangeable tools for hand tools	54.846	94.722	643.807	1.118.881
82074000	Tools for tapping or threading, Interchangeable tools for hand tools	142	196	23.806	25.830
82075000	Tools for drilling, other than for rock drilling, Interchangeable tools for hand tools	64.162	119.865	1.055.743	2.093.567
82076000	Tools for boring or broaching, Interchangeable tools for hand tools	73	93	24.168	29.072
82077000	Tools for milling, Interchangeable tools for hand tools	7.657	13.756	1.100.633	2.440.267
82078000	Tools for turning, Interchangeable tools for hand tools	4	4	2.800	3.660
82079000	Screw driving, interchangeable tools	144.966	234.386	1.504.603	2.428.745
82081000	Knives and cutting blades for metal working for machine or mechanical appliance	0	0	483	483
82082000	Knives and cutting blades for wood working for machine or mechanical appliance	122.447	248.744	1.050.447	2.256.474
82083000	Knives & cutting blades for kitchen appliances or for machines used by the food industry	591	611	5.357	5.387
82084000	Knives & cutting blades for agricultural, horticultural or forestry machines	480	480	800	800
82089000	Tools; knives and cutting blades, for machines or mechanical appliances, n.e.c. in heading no. 8208	2.651	3.297	58.796	104.769
82090000	Plates, sticks, tips and the like for tools, unmounted, of cermets	248	495	23.894	75.321
82100000	Hand-operated mechanical appliances, weighing <=10 kg used in preparation, conditioning or serving of food or drink.	-	234	-	2.520
82111000	Sets of assorted articles, Knives with cutting blades, serrated or not, other than knives of heading 82.08	75	75	60	60
82119100	Table knives having fixed blades, serrated or not, other than knives of heading 82.08	1.579	7.798	37.677	123.399
82119250	knives, fixed blades, handle of base metal for agricultural, horticultural/forestry, other than of heading 82.08	-	563	-	4.541
82119291	Flick knives/ spring knives; hunting knives, diving knives and scouts' knives; penknives, with blades >= 15 cm length	50.212	50.477	527.335	533.306
82119299	Flick knives/ spring knives; hunting knives, diving knives and scouts' knives; penknives, with blades <15 cm length	96	198	314	603
82119321	Knives having other than fixed blades, used for agriculture, horticulture or forestry :With handle of base metal	-	16	-	2.450
82119390	Knives having other than fixed blades for household	29	43	4.030	4.521
82119490	Blades For knives of a kind used for household	260	262	7.053	7.055
82119500	Knife handles of base metal	1	1	5	5
82121000	Razors	6	66	2.091	6.520
82122010	Double-edged razor blades	150	299	6.953	15.088
82122090	Safety razor blade blanks in strips	236	236	335	335
82130000	Scissors, tailors' shears and similar shears, and blades there for	90	427	403	1.258
82141000	Paper knives, letter openers, erasing knives, pencil sharpeners and blades therefor	8.922	8.952	60.866	61.482
82142000	Manicure/ pedicure sets and instruments including nail files	82	95	2.983	3.065
82149000	Cutlery; hair clippers and mincing knives	91	423	981	5.682
82152000	Sets of assorted articles similar kitchen or tableware	14.707	25.068	184.449	301.834
82159100	Similar kitchen/table ware plated precious metal (example: Spoons, forks, ladles, skimmers, fish/butter knives, sugartongs)	132	132	511	511
82159900	Similar kitchen/table ware not plated precious metal (example: Spoons, forks, ladles, skimmers, fish/butter knives, sugartongs)	148.783	353.201	1.778.590	4.135.957
83011000	Padlocks (key, combination/ electrically operated), of base metal	5.136	5.351	62.946	65.381
83012000	Locks of a kind used for motor vehicles	37.223	80.499	552.436	1.238.188
83013000	Locks of a kind used for furniture of base metal	551	582	1.262	1.381
83014020	Door locks of base metal	860	1.164	3.809	4.253
83014090	Other padlocks and locks of base metal	888	1.101	15.696	25.928

Tabel 3 : Ekspor Indonesia menurut Komoditi (Kode HS 8 digit)

Februari 2022

Kode H S	Uraian golongan barang	Berat bersih (Kg)		Nilai F.O.B. (U S \$)	
		Bulan ini	Kumulatif	Bulan ini	Kumulatif
		(1)	(2)	(3)	(4)
83015000	Clasps and frames with clasps, incorporating locks of basemetal	40	6.291	440	1.512
83016000	Parts of padlocks and locks of base metal	22.159	42.143	232.887	460.011
83017000	Keys presented separately of padlocks and lockof base metal	1.428	1.997	86.083	121.521
83021000	Hinges of base metal	14.607	34.758	194.658	407.854
83022090	Castors with mounting of base metal, a diameter< 100 mm (including tyres)	995	8.952	24.425	56.141
83023010	Hasps suitable for motor vechiles of base metal	15	34	124	298
83023090	mountings, fittings and similar articles suitable for motor vehicles of base metal	188.989	368.823	828.341	1.625.804
83024131	Hasps suitable for building of base metal, a kind suitablefor building	7	7	1.110	1.110
83024139	Bolts; hooksand eyes; staplesof base metal, a kind suitable for building	109	56.533	4.464	176.669
83024190	Other mounting, fittings, and similar article of base metal,a kind suitable for building	271.551	585.482	1.205.369	2.477.778
83024220	Hasps of base metal of a kind suitable for furniture	11	11	1.132	1.132
83024290	Other mounting, fittings, and similar article of base metal,a kind suitable for furniture	68.776	236.678	361.660	1.106.958
83024910	Base metal mountings, fittings and similar articles of a kind suitable for saddlery	-	3	-	70
83024991	Hasps of base metal a kind suitable for trunks, chests, caskets or the like	-	36	-	155
83024999	Base metal fittings and similar articles of a kind suitablefor trunks, chests, caskets or the like	69.040	131.549	295.798	546.518
83025000	Hat-racks,hat-pegs, brackets and similar fixtures of base metal	17.454	50.882	134.354	434.502
83026000	Automatic door closers of base metal	48.485	63.079	273.520	359.955
83030000	Armoured/reinforced safes,strong-boxes&doors, safe deposit lockers for strong-rooms, cash or deed boxes of base metal.	272.233	575.861	582.774	1.243.776
83040010	Filing cabinets or card-index cabinets of base metal	11.482	21.696	13.640	28.728
83040091	Office/desk equip of aluminium (paper trays,paper rests,pen trays,office-stamp) oth than office furniture of head 94.03.	1.724	2.746	5.002	6.721
83040099	Office/desk equip of other metal (paper trays/ rests, pen trays,office-stamp) oth than office furniture of head 94.03.	212	665	918	3.555
83051090	Fittings for loose-leaf binders/files oth than double loop wire binders	30	75	158	997
83052010	Staples in strips for office use of base metal	1	2	25	77
83052020	Staples in strips for other than office use (example, upholstery, packaging) of iron or steel	76	76	610	610
83052090	Staples in strips for other than office use (example, upholstery, packaging) of other metal	152	156	2.482	2.875
83059010	Paper clips	40	55	112	146
83059090	Othrer office articles and part of base metal	55	120	60	128
83061000	Bells, gongs and the like, non-electric, of base metal	4.012	6.790	52.215	106.825
83062100	Statuetes and other ornamen plated with precious metal	1.009	1.509	7.334	12.525
83062910	Statuetes and other ornamen of copper or lead	24.128	39.227	363.561	565.501
83062920	Statuetes and other ornamen of nickel	-	2	-	32
83062930	Statuetes and other ornamen of aluminium	4.699	11.526	111.464	285.571
83062990	Statuetes and other ornamen of iron or steel	92.785	208.712	1.363.753	2.231.204
83063010	Photograph, picture or similar frames;mirrors : of copper	21	533	458	4.381
83063099	Photograph,picture or similar frames;mirrors made of basemetal other than copper	13.926	29.077	130.138	204.719
83071000	Flexible tubing of base metal, with or without fittings of iron or steel	14.058	66.594	58.889	406.225
83079000	Flexible tubing of base metal, with or without fittings of other base metal	61	97	840	1.288
83081000	Hooks,eyes,eyelets of base metal used for clothing/clothingacc, footwear, jewellery, watches, books, awnings, leather	6.050	10.141	125.749	212.701

Tabel 3 : Ekspor Indonesia menurut Komoditi (Kode HS 8 digit)

Februari 2022

Kode H S	Uraian golongan barang	Berat bersih (Kg)		Nilai F.O.B. (U S \$)	
		Bulan ini	Kumulatif	Bulan ini	Kumulatif
(1)	(2)	(3)	(4)	(5)	(6)
83082000	Tubular or bifurcated rivets of base metal	4	12	2.816	10.262
83089010	Beads including parts of base metal	1.978	2.198	9.254	13.230
83089090	Clasps, frames with clasps, buckles, buckle-clasps of base metal	12.915	24.389	243.115	476.968
83099020	Top ends of aluminium cans	18.437	40.816	89.351	184.587
83099070	Other caps for cans of base metal	90.354	125.632	239.775	331.012
83099081	Bottle caps; screw caps of aluminium	4	57	750	770
83099089	Bungs for metal drums; bung covers; seals; case corner protectors of aluminium	1	1	2	2
83099092	Bungs for metal drums; bung covers; seals; case corner protectors of base metal other than aluminium	2.101	2.101	7.408	7.408
83099099	Other packing accessories of base metal	14.673	23.894	179.635	303.589
83100000	Sign-plates, name-plates, address-plates and similar plates,numbers,letters,other symbols of base metal,excl head 94.05	689	1.828	7.052	11.105
83111010	Coated electrodes of base metal,for electric arc-welding in rolls	9.517	33.952	9.784	55.804
83111090	Coated electrodes of base metal, for electric arc-welding in a forms other than rolls	453.086	1.026.982	990.005	2.027.436
83112029	Cored wire of alloy steel, by weight, contain >=4.5 % carbon and >=20 % chrom,for electric arc-welding, in rods	206	303	3.778	19.297
83112090	Cored wire made of base metal other than alloy steel , for electric arc-welding	11.187	15.087	31.272	451.374
83113029	Cored wire of alloy steel,by weight, contain >=4.5 % C and >=20 % Cr ,for soldering,brazing, welding by flame, in rods	0	10	1.331	1.366
83119000	Wire and rods, of agglomerated base metal powder, used for metal spraying	-	1.020	-	36.946
84021219	Watertube boilers with a steam production <15 ton/ hour , electric operated, oth than central heating hotwater	10.190	18.740	128.245	237.195
84021229	Watertube boilers with a steam production <15 ton/ hour ,not electric operated, oth than central heating hotwater	-	10.710	-	32.345
84021929	Boilers,includ hybrid boiler, steam production <=15 ton/hourno electrically operated, other than central heating hot water	28.717	28.717	97.327	97.327
84029090	Parts for Steam/other vapour generating boilers,oth than boiler bodies, shells or casings	16.031	16.428	114.871	122.612
84031000	Boilers for central heating boilers, other than those of heading 84.02.	-	58.084	-	410.000
84039090	Parts for central heating boilers, oth than Boiler bodies, shells or casings	513.324	529.501	2.440.414	2.496.166
84042000	Condensers (Auxiliary plant) for steam/ other vapour power units for use with boilers of heading 84.02 or 84.03	8	8	60	60
84049090	Part for use condensers/ Auxiliary plant (subheadings 8404.20.00)	-	676	-	14.139
84059000	Parts of producer gas or water gas generators, with/out purifiers; acetylene gas generators and similar	-	8	-	170
84069000	Part steam and other vapour turbines	29.511	32.078	24.975	30.312
84071000	Spark-ignition reciprocating or rotary internal combustion piston engines for Aircraft	410	3.810	786.230	1.368.420
84072110	Spark-ignition reciprocating or rotary internal combustion,a power <=22.38kW/30 hp, for outboard motors	-	98	-	250
84072190	Spark-ignition reciprocating or rotary internal combustion,a power >22.38kW/30 hp, for outboard motor	35	55	200	250
84072920	Spark-ignition reciprocating or rotary internal combustionfor marine propulsion engines,a power <=22.38kW/30 hp,	6.574	15.704	100.094	251.902
84073211	Spark-reciprocating piston engines, cylinder capacity 50 < cc <=110, for vehicles of Chapter 87.01	2	2	10	10
84073222	Spark-reciprocating piston engines, cylinder capacity 110 < cc <=250, for vehicles of Chapter 87.01	892.555	1.892.391	11.665.573	24.624.190
84073320	Spark-reciprocating piston engines, cylinder capacity 250 < cc <=1000, for vehicles of Chapter 87.01	299.658	429.735	6.029.603	8.862.305

Tabel 3 : Ekspor Indonesia menurut Komoditi (Kode HS 8 digit)

Februari 2022

Kode H S	Uraian golongan barang	Berat bersih (Kg)		Nilai F.O.B. (U S \$)	
		Bulan ini	Kumulatif	Bulan ini	Kumulatif
		(1)	(2)	(3)	(4)
84073471	Full assembled,spark- reciprocating piston engines,cylindercapacity<=2000cc, for vehicles of Chapter 87	701.389	1.162.666	10.476.090	16.718.200
84073472	Full assembled,spark- reciprocating piston engines,cylindercapacity 2000< cc <=3000, for vehicles of heading 87	209.509	511.558	1.965.857	4.777.149
84073473	Full assembled,spark- reciprocating piston engines,cylindercapacity>3000 cc, for vehicles of Chapter 87	29.175	57.240	284.399	567.380
84073494	Assembled not complet, spark-reciprocating piston engines, cylinder capacity<=2000cc, for vehicles of Chapter 87	857.974	1.843.087	6.305.520	13.326.585
84079010	Oth Spark-ignition reciprocating/rotary internal combustionpiston engines, of a power<=18.65 kW	-	50.082	-	38.059
84079090	Oth Spark-ignition reciprocating/rotary internal combustionpiston engines, of a power > 22.38 kW	0	98	16	152
84081020	Diesel or semi-diesel engines ,a power 22.38< kW <=100 for marine propulsion	220	220	558	558
84081090	Diesel or semi-diesel engines ,a power >750 kW for marine propulsion	-	41	-	11
84082023	Fully assembled , Diesel/ semi-diesel engines, a cylinder capacity>3500 cc, for vehicles of heading 87	-	1.188	-	140
84082096	Assembled not complet, Diesel or semi-diesel engines, of cylinder capacity>3500 cc, for vehicles of heading 87	22.848	33.796	293.733	438.973
84089051	Diesel or semi-diesel engines, power>100 kw, used of head84.29 or 84.30 (example bulldozer,pile-driver,excavator)	105.214	274.809	1.866.659	4.907.670
84089059	Other Diesel or semi-diesel enginesOf a power exceeding 100 kW	7.655	75.371	79.033	625.017
84089099	Other Diesel or semi-diesel engines, a power<100 kW	168.929	356.160	3.868.765	5.707.347
84091000	Parts of spark-ignition combustion piston engine,for aircraft	560	20.656	357.695	4.424.075
84099111	Carburettors and parts of gasoline engines,for heading 84.29 or 84.30 (exam;bulldozers,excavators,pile driver)	301	443	6.421	22.551
84099112	Cylinder blocks,crank cases of gasoline engines for heading 84.29 or 84.30 (example; excavators,pile driver)	147.508	247.192	981.510	1.615.974
84099113	Cylinder liner,with an internal diameter 50< mm <=155, of gasoline engines, for heading 84.29 or 84.30	1.632	1.632	14.276	14.276
84099114	Cylinder liner,with an internal diameter >155 mm, of gasoline engines, for heading 84.29 or 84.30	-	84	-	35.416
84099115	Cylinder heads and head covers, gasoline engines, for heading 84.29 or 84.30	1.971	10.407	27.561	90.694
84099117	Pistons, with an internal diameter >155 mm, of gasoline engines, for heading 84.29 or 84.30	6.334	9.251	84.457	121.349
84099118	Piston rings and gudgeon pins, of gasoline negine, for heading 84.29 or 84.30	16.626	34.644	1.067.216	2.091.479
84099119	Other parts undefinied of gasoline engine for heading 84.29 or 84.30	98.756	182.684	654.584	1.179.538
84099121	Carburettors and parts of gasoline engines, for vehicles of heading 87.01	80	310	400	1.720
84099129	Other parts undefinied of gasoline engine for vehicles of heading 87.01	200	200	420	420
84099131	Carburettors and parts of gasoline engines, for vehicles of heading 87.11	8.819	14.300	242.090	455.166
84099132	Cylinder blocks,crank cases of gasoline engines, for vehicles of heading 87.11	5.187	19.666	68.052	213.952
84099134	Cylinder liner,with an internal diameter 50< mm <=155, of gasoline engines, for heading 8701	2.000	2.000	1.486	1.486
84099135	Cylinder liner,with an internal diameter >155 mm, of gasoline engines, for vehicles of heading 87.11	35.598	100.947	457.045	1.274.570
84099137	Pistons, with an internal diameter 50< mm <=155, of gasoline engines, for vehicles of heading 87.11	8.526	14.571	283.039	518.105
84099138	Piston rings and gudgeon pins, of gasoline engines, for vehicles of heading 87.11	879	2.033	65.996	141.351

Tabel 3 : Ekspor Indonesia menurut Komoditi (Kode HS 8 digit)

Februari 2022

Kode H S	Uraian golongan barang	Berat bersih (Kg)		Nilai F.O.B. (U S \$)	
		Bulan ini	Kumulatif	Bulan ini	Kumulatif
		(1)	(2)	(3)	(4)
84099139	Other parts undefinied of gasoline engine for vehicles of heading 87.11	158.986	342.784	2.994.961	5.521.225
84099141	Carburettors and parts of gasoline engines, for vehicles of chapt 87, oth than 8701 or 87.11	22.980	42.298	1.843.176	3.247.787
84099142	Cylinder blocks,crank cases of gasoline engines, for vehicles of chapt 87, oth than 8701 or 87.11	666.605	1.732.122	2.505.910	5.802.127
84099144	Cylinder liner,with internal diameter >155 mm,of gasoline engines,for vehicles of chapt 87,oth than 8701 or 8711	9.884	18.260	76.097	156.284
84099145	Cylinder heads and head covers, of gasoline engine,for vehicles of chapt 87,oth than 8701 or 8711	217.124	403.435	1.703.125	3.053.633
84099146	Pistons, with an external diameter 50<= mm< 155 for other vehicles of chapt 87, oth than 8701 or 87.11	2.951	5.955	57.314	115.196
84099147	Pistons, with an external diameter >155 mm for other vehicles of chapt 87, oth than 8701 or 87.11	23	83	1.792	3.672
84099148	Piston rings and gudgeon pins for other vehicles of Chapter87, oth than 8701 or 87.11	31.745	61.448	3.252.203	6.275.902
84099149	Other parts undefinied of gasoline engine for other vehicleof chapt 87, oth than 8701 or 87.11	155.912	328.827	2.038.976	4.194.508
84099151	Cylinder blocks; crank cases, of gasoline engine, a power<= 22.38 kW, propulsion for vessels of Chapter 89	75	86	383	386
84099159	Other parts undefinied of gasoline engine,a power<= 22.38 kW, propulsion for vessels of Chapter 89	50.693	95.699	154.781	291.457
84099164	Pistons, with an external diameter of 50<= mm< 155 mm, ofgasoline engine, power > 22.38 kW, propulsion for vessels of Chapter 89	1.655	1.655	6.687	6.687
84099171	Cylinder blocks,crank cases of gasoline engines, for other than vehicle or marine propulsion	23	25	1.633	1.885
84099172	Cylinder liner,with an internal diameter 50< mm <=155, for other than vehicle or marine propulsion	3.019	5.375	20.886	37.070
84099177	Pistons, with an external diameter >155 mm, of gasolineengine, for other than vehicle or marine propulsion	1.387	2.626	29.019	34.152
84099179	Other parts undefinied of gasoline engine, for other than vehicle or marine propulsion	65.242	125.463	953.782	1.795.724
84099914	Cylinder liner,with an internal diameter >155 mm, for diesel engines of machinery of heading 84.29 or 84.30	-	25	-	1.109
84099915	Cylinder heads and head covers, for diesel engines of machinery of heading 84.29 or 84.30	250	250	8.000	8.000
84099917	Piston, with an internal diameter >155 mm, for dieselengines of machinery of heading 84.29 or 84.30	14	15	3.080	3.115
84099918	Piston rings and gudgeon pins, for diesel engines machinery of heading 84.29 or 84.30	242	1.735	23.781	76.276
84099919	Other parts undefinied for diesel engines of machinery heading 84.29/ 84.30 (exam;buldozer,pile-driver,excavator)	3.887	3.938	15.259	19.218
84099925	Cylinder heads and head covers,for diesel engines of vehicles of heading 87.01 (tractors)	50.732	221.778	158.135	650.786
84099929	Parts of tractors engines, other than carburettor, piston &cylinder	82.130	150.830	836.170	1.528.513
84099931	Carburettor and part thereof for motorcycle & cycle fittedwith an auxiliary motor, with/without side-car, side-car	1.157	2.317	21.978	43.106
84099932	Cylinder block; crank case for motorcycle & cycle fittedwith an auxiliary motor, with/without side-car, side-car	36	91	140	296
84099935	Piston for motorcycle & cycle fitted with an auxiliarymotor, with/without side-car, side-car	56	118	1.868	3.741
84099936	Piston ring & gudgeon pin for motorcycle& cycle fitted withan auxiliary motor, with/without side-car, side-car	5.415	10.782	56.985	108.552
84099939	Part of motorcycle engine, other than carburettor, blok cilinder, crank case, piston & cylinder	245	440	4.509	7.789
84099941	Carburettor and part thereof for vehicle of Chapter 87, oththan of heading 87.01 & 87.11	147	219	2.926	5.509
84099942	Cylinder block; crank case for vehicle of Chapter 87, otherthan of heading 87.01 & 87.11	987.795	2.901.215	4.098.658	10.806.959

Tabel 3 : Ekspor Indonesia menurut Komoditi (Kode HS 8 digit)

Februari 2022

Kode H S	Uraian golongan barang	Berat bersih (Kg)		Nilai F.O.B. (U S \$)	
		Bulan ini	Kumulatif	Bulan ini	Kumulatif
(1)	(2)	(3)	(4)	(5)	(6)
84099944	Cylinder liner with internal diameter > 155 mm for vehicle of Chapter 87, other than of heading 87.01 & 87.11	21	22	66	66
84099945	Cylinder head and head cover for vehicle of Chapter 87, other than of heading 87.01 & 87.11	137.142	317.566	755.311	1.746.028
84099948	Piston ring & gudgeon pin for vehicle of Chapter 87, other than of heading 87.01 & 87.11	12.091	19.885	947.565	1.701.162
84099949	Part of vehicle of Chapter 87, other than carburettor, piston & cylinder, exclude of heading 87.01 & 87.11	379.320	677.359	6.948.922	12.981.878
84099955	Piston with external diameter > 155 mm for marine propulsion engine of a power <= 22.38 kW	811	815	743	773
84099959	Parts of marine propulsion engine of a power <= 22.38 kW, other than piston & cylinder	1	173	12	445
84099961	Cylinder block; crank case for marine propulsion engine of a power > 22.38 kW	-	400	-	7.217
84099962	Cylinder liner with 50 mm <= internal diameter <= 155 mm for marine propulsion engine of a power > 22.38 kW	2.207.318	4.408.794	5.477.145	10.935.671
84099965	Piston with external diameter > 155 mm for marine propulsion engine of a power > 22.38 kW	50	50	52	52
84099969	Parts of marine propulsion engine of a power > 22.38 kW, other than piston & cylinder	160.147	298.532	1.645.922	2.885.151
84099975	Cylinder head and head cover for engine of heading 84.07 or 84.08	-	126.546	-	3.645.390
84099979	Part of engine of heading 84.07 or 84.08, other than carburettor, piston & cylinder	62.614	149.345	868.516	2.116.926
84101100	Hydraulic turbines & water wheels of a power <= 1,000 kW	-	2.480	-	70.690
84109000	Parts of hydraulic turbines, water wheels, and regulators	-	10	-	1.647
84111200	Turbo-jets of a thrust > 25 kN	5.100	15.100	20.000	40.000
84112100	Turbo-propellers of a power <= 1,100 kW	696	696	176.540	176.540
84112200	Turbo-propellers of a power > 1,100 kW	2.422	4.692	24.371	28.190
84118100	Gas turbines of a power <= 5,000 kW	-	6.385	-	1.247.099
84119100	Part of turbo-jets or turbo-propellers	507	1.506	910.756	1.754.794
84119900	Part of other gas turbines	17.125	70.304	1.223.826	6.080.651
84122100	Hydraulic power engine & motor with linear acting (cylinder)	155.097	277.497	735.417	1.325.924
84122900	Hydraulic power engine & motor with non-linear acting (not cylinder)	27.972	46.788	407.435	702.717
84123100	Pneumatic power engine & motor with linear acting (cylinder)	22	22	135	135
84123900	Pneumatic power engine & motor with non-linear acting (not cylinder)	400	1.271	3.395	62.156
84128000	Engines; pneumatic power engines and motors, n.e.c. in heading no. 8412	409	466	1.000	1.662
84129010	Part of reaction engines other than turbo-jets	30	30	1.163	1.163
84129020	Part for steam/other vapour power unit incorporating boiler	1.309	2.219	73.210	126.795
84129090	Part of hydraulic & pneumatic power engine and motor	18.105	24.224	208.299	600.875
84131100	Pump for dispensing fuel/lubricant, used in filling-station or in garages	2.191	2.961	3.359	7.482
84131910	Pump fitted with measuring device, electrically operated, excl for dispensing fuel/lubricant in filling-station/garage	33	268	1.314	3.744
84131920	Pump fitted with measuring device, not-electrically operated excl for dispensing fuel/lubricant in filling-station/garage	2.424	2.434	695	732
84132010	Water pumps	22.983	31.686	275.143	301.366
84132020	Breast pumps	17	43	248	1.373
84132090	Hand pumps, other than water pump and breast pump	189	952	5.927	8.146
84133030	Fuel pumps used for engine of motor vehicle designed for transport persons (incl station wagon & racing car) or goods	9.307	18.868	650.416	1.294.872
84133040	Water pumps used for engine of motor vehicle designed for transport persons (incl station wagon & racing car) or goods	977	1.408	66.923	96.664
84133052	Other water pump for internal combustion piston engine (ex: marine) with inlet diameter > 200 mm, centrifugal type	454	1.210	2.392	6.379
84133090	Lubricating medium pump for internal combustion piston engine	70.502	133.833	2.479.401	4.267.389

Tabel 3 : Ekspor Indonesia menurut Komoditi (Kode HS 8 digit)

Februari 2022

Kode H S	Uraian golongan barang	Berat bersih (Kg)		Nilai F.O.B. (U S \$)	
		Bulan ini	Kumulatif	Bulan ini	Kumulatif
(1)	(2)	(3)	(4)	(5)	(6)
84134000	Concrete pumps	136	136	7.500	7.500
84135031	Water pumps on reciprocating positive displacement, with flow rate <= 8,000 m3/h, electrically operated	500	500	7.490	7.490
84135040	Water pumps on reciprocating positive displacement, with 8,000 m3/h < flow rate <= 13,000 m3/h	-	480	-	34.249
84135090	Other reciprocating positive displacement pumps (ex: waterpump) with flow rate > 13,000 m3/h	58.362	62.881	375.940	416.829
84136031	Water pumps on rotary positive displacement, with a flow rate <= 8,000 m3/h, electrically operated	5.179	6.331	19.739	36.392
84136090	Other rotary positive displacement pumps (ex: water pump)with flow rate > 13,000 m3/h	233	2.737	27.394	102.484
84137019	Single stage water pump for belt drive/direct coupling withinlet diameter > 200 mm, centrifugal type	83.524	132.289	438.905	696.724
84137039	Submersible water pumps with inlet diameter > 200 mm,centrifugal type	8.741	19.038	47.492	51.623
84137042	Oth water pump with flow rate<= 8,000 m3/h & inlet diameter<= 200 mm, electrically operated, centrifugal type	28.368	30.869	160.213	175.049
84137049	Oth water pump with flow rate<= 8,000 m3/h & inlet diameter>200 mm, whether/not electrically operated, centrifugal type	4.449	4.797	23.799	26.374
84137099	Other water pumps with flow rate > 13,000 m3/h & inletdiameter > 200 mm, centrifugal type	77	86	1.244	1.304
84138113	Water pumps with flow rate <= 8,000 m3/h, electrically operated	237.507	767.028	1.222.600	3.927.841
84138119	Water pumps with flow rate > 13,000 m3/h, whethe/notelectrically operated	21.252	40.671	329.838	659.590
84138210	Liquid elevators, electrically operated	-	20	-	100
84139110	Parts of water pumps	33	34	446	448
84139120	Parts of breast pump and hand pump (other than water pump)	22.391	47.105	139.851	388.362
84139130	Parts of single stage water pumps for belt drive or directcoupling with inlet diameter<= / > 200 mm, centrifugal type	-	13	-	471
84139140	Parts of submersible water pump & oth water pump with flowrate <= & / > 13,000 m3/h & inlet diameter <= / > 200 mm	41.321	90.507	105.934	310.063
84139190	Part of fuel/lubricating/cooling medium pump,concrete pump,reciprocating/rotary positive displacement water pump	176.822	303.319	2.936.657	5.462.738
84141000	Vacuum pumps	8.158	12.231	79.699	80.143
84142010	Bicycle pumps	11	19	12	233
84142090	Hand or foot operated air pumps other than bicycle pumps	23	49	70	524
84143040	Compressors used in refrigerating equip, with refrigerationcapacity > 21.10 kW or displacement revolution >= 220 cc	5.595	22.393	132.619	530.438
84143090	Compressors used in refrigerating equip, with refrigerationcapacity <= 21.10 kW or displacement revolution < 220 cc	7.337	23.696	104.813	322.180
84144000	Air compressors mounted on a wheeled chassis for towing	25.236	267.781	82.172	978.586
84145110	Table & box fans with a self-contained electric motor of anoutput <= 125 W	10.519	42.528	7.744	97.533
84145191	Floor,wall,window,ceiling/roof fans of an output <= 125 Wwith protective screen	163	7.501	585	40.553
84145199	Floor,wall,window,ceiling/roof fans of an output <= 125 Wwith un-protective screen	11.518	12.951	32.295	52.354
84145930	Blowers of a capacity <= 125 kW	16.619	26.173	114.760	256.273
84145941	Fans excl: table/floor/wall/similar; explosion-proof air;blower, with capacity <= 125 kW & protective screen	12	12	78	78
84145949	Fans excl: table/floor/wall/similar; explosion-proof air;blower, with capacity <= 125 kW & protective screen	58.163	118.663	1.396.695	2.563.537
84145950	Blowers of a capacity > 125 kW	10	23	196	1.434
84145999	Fans excl: table/floor/wall/similar; blower, with capacity> 125 kW & un-protective screen	16.943	23.429	200.771	286.304

Tabel 3 : Ekspor Indonesia menurut Komoditi (Kode HS 8 digit)

Februari 2022

Kode H S	Uraian golongan barang	Berat bersih (Kg)		Nilai F.O.B. (U S \$)	
		Bulan ini	Kumulatif	Bulan ini	Kumulatif
		(1)	(2)	(3)	(4)
84146011	Laminar airflow cabinets fitted with filters in horizontalside <= 120 cm	37.896	70.564	162.006	311.913
84146019	Hoods ventilation fitted with filter in horizontal side<= 120 cm, other than laminar air flow cabinets	3.679	9.429	19.203	86.013
84146091	Hood ventilation not fitted with filter, for industrial usein horizontal side <= 120 cm	20	20	80	80
84146099	Hood ventilation not fitted with filter, not for industrialuse in horizontal side <= 120 cm	65	761	3.878	10.418
84148011	Laminar airflow cabinets fitted with filters in horizontalside > 120 cm	321.866	497.863	1.477.102	2.385.308
84148019	Hoods ventilation fitted with filter in horizontal side> 120 cm, other than laminar air flow cabinets	333	702	4.541	7.992
84148021	Hood ventilation not fitted with filter, for industrial usein horizontal side > 120 cm	2.975	4.810	2.573	5.036
84148029	Hood ventilation not fitted with filter, not for industrialuse in horizontal side > 120 cm	-	75	-	362
84148030	Free-piston generators for gas turbines	13	13	155	155
84148041	Gas compression module for use in oil drilling operations	849.694	850.434	12.897.547	12.912.927
84148042	Compressors used for automotive air conditioners	581.614	1.300.291	9.640.474	21.440.707
84148049	Compressor excl for refrigerating equip, air, gas in oildrill operation, automotive AC & sealed unit for AC machine	173.405	331.946	793.397	1.773.985
84148050	Air pumps with horizontal side > 120 cm	66.818	145.138	739.791	1.610.965
84148090	Hoods ventilation with horizontal side > 120 cm	190	10.830	4.610	63.056
84149021	Parts of AC machine, refrigerator, electro-mechanicaldomestic app & electric instantaneous/storage water heater	1.585	1.745	19.052	30.966
84149022	Parts of blowers	156	1.501	27.628	47.127
84149029	Parts of table, floor, wall, window, ceiling/roof fans &explosion-proof air fans	15.067	37.044	337.987	664.600
84149031	Parts of hoods ventilation fitted/not with filter inhorizontal side <= 120 cm	10.108	15.854	299.039	446.730
84149032	Parts of hoods ventilation fitted/not with filter inhorizontal side > 120 cm	31	434	912	6.149
84149041	Parts of vacuum pumps for electrically operated machines	3.179	3.319	468.671	477.214
84149050	Parts of hand or foot operated air pumps	36	36	752	752
84149060	Parts of compressors used in refrigerating equipment	8.396	16.317	255.897	405.623
84149071	Parts of air compressors mounted on wheeled chassis fortowing for electrically operated machines	2	2	5	5
84149091	Part of free piston generator, oil drilling gas/automotiveAC/sealed unit AC compressor for electrically operated	10.628	21.615	169.781	334.597
84149092	Part of free piston generator, oil drilling gas/automotiveAC/sealed unit AC compressor for not electrically operated	263	6.439	34.366	115.457
84151010	AC machines of cooling capacity <= 26.38kW fixed to window,wall, ceiling/floor, self-contained/split-system	2.854.379	4.503.373	18.273.019	28.438.484
84151090	AC machines of cooling capacity > 26.38kW fixed to window,wall, ceiling/floor, self-contained/split-system	6.906	11.789	79.599	140.142
84152010	AC machines of cooling capacity <= 26.38 kW used for personin motor vehicles	1.812	4.647	44.620	119.744
84152090	AC machines of cooling capacity > 26.38 kW used for personin motor vehicles	638	773	7.927	16.836
84158139	AC mach of cooling capacity >26.38kW, incorp refrigerating& reversible heat pump, used in motor vhcl not for person	-	70	-	3.609
84158191	AC mach of cooling capacity >21.10kW & air flow rate >67.96m3/min,incorp refrigerating&reversible heat pump, in marine	39	54	985	1.417
84158193	AC mach of cooling capacity <=21.10kW& air flow rate >67.96m3/min,incorp refrigerating&reversible heat pump, in marine	22	22	40	40
84158219	AC mach of cooling capacity <=21.10kW & air flow rate>67.96m3/min, incorp refrigerating unit, used in aircraft	2.300	2.300	1.000	1.000

Tabel 3 : Ekspor Indonesia menurut Komoditi (Kode HS 8 digit)

Februari 2022

Kode H S	Uraian golongan barang	Berat bersih (Kg)		Nilai F.O.B. (U S \$)	
		Bulan ini	Kumulatif	Bulan ini	Kumulatif
(1)	(2)	(3)	(4)	(5)	(6)
84158239	AC mach of cooling capacity >26.38kW, incorp refrigeratingunit, used in motor vhcl not for person	-	1.772	-	31.811
84158319	AC mach of cooling capacity <=21.10kW & air flow rate>67.96m3/min, not incorp refrigerating unit, used in aircraft	-	590	-	2.353
84158399	AC mach of cooling capacity > 26.38 kW, not incorporatingrefrigerating unit, used in marine	15	15	50	50
84159013	Part of machine used in aircraft/railway rolling stock witha cooling capacity <= 21.10 kW	91	185	308	908
84159014	Part of evaporator/condenser for AC machine for motorvehicle with a cooling capacity <= 21.10 kW	32.296	66.661	721.016	1.410.477
84159015	Part of chassis, welded & painted oth than used in aircraftor railway with a cooling capacity <= 21.10 kW	697	1.394	6.046	12.093
84159019	Part of machine used in marine with a cooling capacity <= 21.10 kW	88.762	211.156	1.647.011	3.821.750
84159029	Part of machine used in other vehicle with air flow rate<= 67.96 m3/min & 21.10 kW < cooling capacity <= 26.38 kW	60	87	301	2.059
84159034	Part of machine used in aircraft/RRS with air flow rate> 67.96 m3/min & 26.38 kW < cooling capacity <= 52.75 kW	50	63	2.612	3.261
84159045	Part of machine used in other vehicle with air flow rate> 67.96 m3/min & cooling capacity > 52.75 kW	77.987	146.698	994.637	1.690.200
84159049	Part of machine used in other vehicle with air flow rate<= 67.96 m3/min & cooling capacity > 52.75 kW	16.234	32.737	286.536	585.327
84162000	Furnace burners for pulverised fuel or gas, includingcombination burners	20	30	5.675	8.411
84163000	Mechanical stokers, including mechanical grates, mechanicalash dischargers and similar appliances	-	7	-	609
84169000	Part of furnace burner for liquid fuel/pulverised fuel/gas,mechanic stoker incl grate, mechanic ash discharge& similar	-	29	-	1.500
84171000	Furnace & oven for the roasting, melting or other heat-treatment of ores, pyrites/metals	-	2.755	-	140.708
84172000	Bakery ovens, including biscuit ovens	6.423	18.536	38.891	109.314
84178000	Furnace & oven including incinerators for laboratory, non-electric	15.958	19.214	82.816	86.596
84179000	Part of industrial or laboratory furnace and oven, includeincinerator, non-electric	43	601	2.314	18.299
84181011	Combined refrigerator-freezer of capacity <= 230 l, fittedwith separate external door, household type	2.888.409	5.344.933	13.139.340	23.893.965
84181019	Combined refrigerator-freezer of capacity > 230 l, fittedwith separate external door, household type	4.593.693	8.766.701	21.645.643	40.540.237
84181020	Combined refrigerator-freezer of capacity <= 350 l, fittedwith separate external door, not household type	-	5.506	-	34.918
84181090	Combined refrigerator-freezer of capacity > 350 l, fittedwith separate external door, not household type	49.706	101.839	219.930	428.290
84182110	Refrigerator of capacity <= 230l, household & compressiontype	633.722	1.334.094	2.228.448	4.744.691
84182190	Refrigerator of capacity > 230l, household & compressiontype	400	800	2.425	4.850
84182900	Refrigerator for household but not compression type	3.654	6.060	11.498	19.951
84183010	Freezers of a capacity <= 200 l, the chest type	-	2.130	-	9.050
84183090	Freezers of 200 l < capacity <= 800 l, the chest type	7.899	11.960	35.312	54.004
84184010	Freezers of a capacity <= 200 l, the upright type	278.676	533.602	1.381.413	2.645.292
84184090	Freezers of 200 l < capacity <= 800 l, the upright type	1.064	3.463	2.512	16.601
84185011	Display counter,show-case&similar of capacity>200 l, incorprefrigerating equipment, for medical/surgical/laboratory	-	220	-	4.213
84185019	Display counter,show-case&similar of capacity>200 l, incorprefrigerating equipment, for storage and display	136.712	166.958	671.508	807.178
84185099	Chest & cabinet of capacity > 200 l, incorporating freezingequipment, for storage and display	9.250	12.663	29.060	49.573
84186910	Beverage coolers	1.762	2.659	29.833	47.066

Tabel 3 : Ekspor Indonesia menurut Komoditi (Kode HS 8 digit)

Februari 2022

Kode H S	Uraian golongan barang	Berat bersih (Kg)		Nilai F.O.B. (U S \$)	
		Bulan ini	Kumulatif	Bulan ini	Kumulatif
		(1)	(2)	(3)	(4)
84186941	Water chillers with refrigeration capacity > 21.10 kW, for air conditioning machines	430	430	1.816	1.816
84186949	Water chillers with refrigeration capacity > 21.10 kW, not for air conditioning machines	28	28	121	121
84186990	Refrigerating/freezing equipment, other than beverage cooler, water chiller for AC or not & scale ice-maker unit	30.678	49.525	408.549	644.915
84189100	Parts of furniture designed to receive refrigerating or freezing equipment	87	131	1.853	2.223
84189910	Parts of evaporators or condensers	410.653	794.474	4.675.448	9.274.293
84189940	Parts of aluminium roll-bonded panel for good of subhead 8418.10.11, 8418.10.19, 8418.21.10, 8418.21.90, 8418.29.00	6.205	18.081	238.748	713.516
84189990	Parts of refrigerator, freezer & other refrigerating/freezing equipment, electric or other; heat pump not for AC machines	197.360	408.419	2.763.854	5.734.860
84191190	Instantaneous gas water heater not for household type, non-electric	10.137	24.071	31.575	48.556
84191910	Storage water heaters for household type, non-electric	-	28	-	107
84192000	Medical, surgical or laboratory sterilisers	-	1	-	413
84193190	Dryers for agricultural product, not electrically operated	-	28	-	8.438
84193919	Dryer, other than for agricultural product, wood, paper pulp, paper/paperboard, electrically operated	9.999	32.092	204.294	429.034
84194010	Distilling or rectifying plant, electrically operated	-	32.117	-	172.824
84195010	Cooling towers	366	366	6.240	6.240
84195091	Heat exchange units, other than cooling tower, electrically operated	7	40	715	1.855
84195092	Heat exchange units, other than cooling tower, not electrically operated	238	291	7.775	12.243
84196010	Machinery for liquefying air/other gas, electrically operated	1.899.297	4.585.817	4.073.631	33.554.609
84198110	Machinery, plant & equipment for making hot drinks/cooking/heating food, electrically operated	22.849	115.047	239.172	740.871
84198120	Machinery, plant & equipment for making hot drinks/cooking/heating food, not electrically operated	89.858	166.481	192.808	446.894
84198919	Machinery, plant & equipment, other than for making hot drink/cooking/heating food, electrically operated	1.451.613	1.598.816	16.904.980	18.935.822
84199012	Parts of machinery for processing material by heating, for the manufacture of PCB/PWB/PCA, electrically operated	9	553	308	72.693
84199013	Parts of casings for cooling towers, electrically operated	1.212	10.374	9.949	74.783
84199019	Parts of machine plant/laboratory for cooking/roasting/drying/steaming/similar except for domestic, electrically operated	3.205	4.165	43.060	51.416
84199029	Parts of machine plant/laboratory for cooking/roasting/drying/steaming/similar except for domestic, non-electrically operated	7.304	17.660	38.538	88.575
84201010	Machine for dry film/liquid photo resist, photo-sensitive layer, solder paste, solder/adhesive material on PCB/PWB/component	17	19	1.075	1.105
84209190	Parts of calendaring/rolling machine other than for dry film/liquid photo/similar on PCB/PWB, cylinders	2.633	2.633	3.204	3.204
84211200	Clothes-dryers, centrifugal type	-	1.630	-	3.645
84211990	Centrifuges machinery other than used for sugar manufacture	898	1.407	32.419	49.661
84212111	Filtering machinery and apparatus of a capacity <= 500 l/h for domestic use	-	8.306	-	22.762
84212119	Purifying machinery and apparatus of a capacity <= 500 l/h for domestic use	71.658	85.784	502.218	599.476
84212122	Filtering or purifying machinery and apparatus for water of a capacity > 500 l/h, electrically operated	12.340	12.825	67.045	67.151
84212123	Filtering or purifying machinery and apparatus for water of a capacity > 500 l/h, not electrically operated	5.744	7.424	94.159	112.639
84212290	Filtering or purifying beverage other than water machinery of a capacity > 500 l/h, not electrically operated	371	371	11.545	11.545

Tabel 3 : Ekspor Indonesia menurut Komoditi (Kode HS 8 digit)

Februari 2022

Kode H S	Uraian golongan barang	Berat bersih (Kg)		Nilai F.O.B. (U S \$)	
		Bulan ini	Kumulatif	Bulan ini	Kumulatif
(1)	(2)	(3)	(4)	(5)	(6)
84212311	Oil filters of internal combustion engines for machinery of heading 84.29 or 84.30	1.161	2.157	59.434	92.889
84212319	Petrol filters of internal combustion engines for machinery of heading 84.29 or 84.30	246	357	12.752	17.674
84212321	Oil filters of internal combustion engines for motor vehicle of Chapter 87	1.793.105	3.794.727	9.550.328	20.220.086
84212329	Petrol filter of internal combustion engines for motor vehicle of Chapter 87	1.233	9.142	204.118	529.189
84212391	Oil filters of internal combustion engines other than for motor vehicle of heading 84.29/84.30 and motor vehicle of Chapter 87	0	114	416	19.492
84212399	Petrol filters for internal combustion engine other than for motor vehicle of heading 84.29/84.30 and motor vehicle of Chapter 87	22	125	3.049	14.714
84212910	Filtering or purifying machinery and apparatus for liquids of a kind suitable for medical, surgical or laboratory use	-	890	-	133.433
84212940	Petrol filter other than for medical/surgical/laboratory use, sugar manufacture & oil drilling operations	7	57	227	318
84212950	Oil filter other than for medical/surgical/laboratory use, sugar manufacture & oil drilling operations	386	905	16.236	25.171
84212990	Filtering/purifying machinery & apparatus, other than for medical/surgical/laboratory, sugar manufacture & oil drilling operation	6.241	39.691	88.300	423.242
84213110	Intake air filters of internal combustion engines for motor vehicle of heading 84.29 or 84.30	30	31	200	267
84213120	Intake air filters of internal combustion engines for motor vehicles of Chapter 87	380.559	807.315	3.405.526	7.190.590
84213190	Intake air filters for internal combustion engines other than for motor vehicle of heading 84.29/84.30 and motor vehicle of Chapter 87	156	460	3.161	5.978
84213920	Air purifiers	1.397	2.074	6.970	12.422
84213990	Filtering/purifying machinery & apparatus for gases	138.353	189.372	1.675.919	3.563.437
84219110	Parts of clothes dryers	-	4.479	-	19.482
84219190	Parts of cream separators or centrifuge machinery other than used for sugar manufacture	7	7	1.964	1.964
84219921	Filtering cartridges of oil filter of motor vehicle of heading 84.29 or 84.30 and motor vehicle of chapter 87	-	89	-	1.515
84219929	Filtering cartridges of petrol filter of motor vehicle of heading 84.29 or 84.30 and motor vehicle of chapter 87	36.141	90.571	279.118	723.151
84219930	Parts of intake air filters for internal combustion engines	9.426	18.788	89.636	162.814
84219994	Parts of filtering machinery & apparatus of capacity <= 500 l/h for domestic use	-	8	-	12
84219996	Part of internal combustion engine oil filter for motor vehicle of heading 84.29/84.30 & other than for those for motor vehicle of Chapter 87	-	1	-	15
84219998	Part of oil filter other than for medical/surgical/laboratory, sugar manufacture & oil drilling & filtering/purifying for gas	2.642	4.343	85.466	138.242
84219999	Part of filtering/purifying machinery & apparatus for liquid/gas of 8421.21.19-90, 8421.29.10, 8421.29.30-40, 8421.29.90, 8421.39.20	19.678	43.831	224.399	500.099
84221100	Dish washing machines for household type	-	336	-	393
84223000	Machinery for filling, closing, sealing/labelling bottle/can/box/other; capsuling bottle/jars/tube/similar; aerating beverage	22.075	143.501	300.481	524.898
84224000	Packing/wrapping machinery (including heat-shrink wrapping machinery)	26.219	89.020	567.666	3.911.908
84229090	Parts of machine of heading 84.22, other than of dish washing machines for household type	2.001	13.374	43.212	194.438
84231010	Personal weighing machine, including baby scale; household scale, electrically operated	12	18	252	262
84231020	Personal weighing machine, including baby scale; household scale, not electrically operated	21	41	12	92
84232010	Scales for continuous weighing of goods on conveyors, electrically operated	2.560	2.560	2.865	2.865

Tabel 3 : Ekspor Indonesia menurut Komoditi (Kode HS 8 digit)

Februari 2022

Kode H S	Uraian golongan barang	Berat bersih (Kg)		Nilai F.O.B. (U S \$)	
		Bulan ini	Kumulatif	Bulan ini	Kumulatif
(1)	(2)	(3)	(4)	(5)	(6)
84233010	Constant weight scale machinery of material into a bag or container, including hopper scale, electrically operated	10	10	5.146	5.146
84233020	Constant weight scale machinery of material into a bag or container, including hopper scale, not electrically operated	11	29	1.171	2.555
84238110	Weighing mach of capacity <= 30 kg, electrically operated, oth than of subhead 8421.10, 8423.20 or 8423.30	28.476	60.749	1.369.898	2.859.637
84238219	Weighing mach of 1,000kg < capacity <= 5,000kg, electrically operated, oth than of subhead 8421.10, 8423.20 or 8423.30	58	15.476	10.192	65.697
84238910	Weighing mach of capacity > 5,000kg, electrically operated, oth than of subhead 8421.10, 8423.20, or 8423.30	5	41	190	6.917
84238920	Weighing mach of capacity > 5,000kg, not electrically operated, oth than of subhead 8421.10, 8423.20 or 8423.30	111	591	19.749	20.133
84239010	Weighing machine weights	-	250	-	370
84239021	Part of weighing machinery, electrically operated, oth than of weighing machine weight	3.338	11.521	161.970	417.997
84239029	Part of weighing machinery, not electrically operated, oth than of weighing machine weight	47	67	2.330	2.567
84241090	Fire extinguisher oth than of kind for aircraft, whether/not charged	402	1.269	83.112	165.606
84242019	Spray gun & similar appliance, electrically operated, oth than for agricultural / horticultural	1.231	3.273	72.004	191.889
84242029	Spray gun & similar appliance, not electrically operated, other than for agricultural / horticultural	45	51	486	674
84243000	Steam/sand blasting mach & similar jet projecting mach	977	977	225	225
84244110	Portable hand-operated insecticide sprayer	57.540	94.552	484.918	759.224
84244190	Portable sprayer oth than hand-operated insecticide, electrically operated, for agricultural/horticultural	2	2	10	10
84248910	Hand-operated household sprayers of capacity <= 3 l	35	4.624	275	25.396
84248920	Spray heads with dip tubes	-	24.000	-	1.481
84248940	Wet processing equipment; apparatus for the spot application of liquid; apparatus for the application of dry film/similar	96	270	2.220	2.770
84248950	Mechanical appliances, electrically operated, oth than for agricultural/horticultural	1.383	2.923	24.128	48.436
84248990	Mechanical appliances, not electrically operated, oth than for agricultural/horticultural	33.687	59.563	514.798	895.516
84249010	Parts of fire extinguishers	1.915	2.808	79.391	131.326
84249021	Parts of spray gun & similar appliance, electrically operated, for agricultural / horticultural	14	14	34	34
84249023	Parts of spray gun & similar appliance, electrically operated, oth than for agricultural / horticultural	1.380	2.512	13.626	19.455
84249029	Parts of spray gun & similar appliance, not electrically operated, oth than for agricultural / horticultural	-	1	-	2
84249030	Parts of steam/sand blasting mach & similar jet projecting mach	6.788	17.092	34.130	47.192
84249099	Parts of goods of subheading 8424.89.10, 8424.89.20, 8424.89.40, 8424.89.50 or 8424.89.90	8.955	18.222	110.608	235.032
84251100	Pulley tackle and hoists oth than skip hoist/hoist used for raising vehicle, powered by electric motor	-	40.443	-	296.588
84251900	Pulley tackle and hoists oth than skip hoist/hoist used for raising vehicle, powered oth than by electric motor	1.285	3.518	3.465	6.982
84253100	Winches; capstans, powered by electric motor	16.638	77.073	194.915	862.769
84253900	Winches; capstans, powered oth than by electric motor	61.618	808.327	751.234	6.144.820
84254100	Built-in jacking systems used in garages	-	6.000	-	3.000
84254210	Jacks used in tipping mechanisms for lorries, hydraulic	45	65	107	207
84254290	Jacks not used in tipping mechanisms for lorries, hydraulic	18.983	66.977	173.015	461.119
84254920	Hoists used for raising vehicles, not electrically operated	15.951	22.991	172.477	201.387
84261930	Gantry cranes	50	50	104	104

Tabel 3 : Ekspor Indonesia menurut Komoditi (Kode HS 8 digit)

Februari 2022

Kode H S	Uraian golongan barang	Berat bersih (Kg)		Nilai F.O.B. (U S \$)	
		Bulan ini	Kumulatif	Bulan ini	Kumulatif
(1)	(2)	(3)	(4)	(5)	(6)
84261990	Transporter cranes	40.000	182.990	3.789	410.455
84262000	Tower cranes	44.240	56.685	175.317	250.450
84269900	Ships' derrick & works trucks not designed for mounting onroad vehicles	2.200	20.389	2.043	164.508
84272000	Self-propelled trucks powered oth than by an electric motor	-	25.295	-	85.456
84279000	Fork-lift trucks	47.807	94.807	210.219	681.369
84281039	Lifts for goods or materials	1	35.961	4	208.862
84281040	Skip hoists	-	2.002	-	2.508
84282010	Pneumatic elevator & conveyor used for agriculture	15.674	15.674	64.463	64.463
84282090	Pneumatic elevator & conveyor used oth than for agriculture	239	37.704	6.650	330.828
84283290	Continuous-action elevator & conveyor, bucket type,other than used for agriculture	2.844	5.719	24.012	49.243
84283990	Continuous-action elevator & conveyor, oth than bucket&belttype, other than used for agriculture	1.536	1.624	13.537	20.185
84289090	Lifting/handling/loading/unloading mach oth than escalator,lift,conveyor,teleferic,auto mach of PCB,mine wagon pusher	47.600	51.206	190.547	238.947
84291100	Bulldozers and angledozers, track laying	-	19.450	-	115.545
84291900	Bulldozers and angledozers, oth than track laying	111.200	320.700	183.486	363.869
84293000	Scrapers	-	0	-	1
84294030	Tamping machines	290	290	3.150	3.150
84294040	Vibratory smooth drum roller with a centrifugal force drum<= 20 t by weight	534.986	783.625	2.609.265	3.823.240
84294050	Vibratory road roller with a centrifugal force drum > 20 tby weight	-	54.070	-	103.000
84294090	Road roller other than vibratory	8.455	25.315	50.930	151.730
84295200	Machinery shovels with a 360? revolving superstructure	5.871.782	11.987.987	36.545.912	65.380.265
84295900	Mechanic shovels,excavators & shove loaders, excl front-end shovel, mach 360 revolving superstructure	262.323	484.323	108.050	204.400
84303900	Coal/rock cutters and tunneling machine, not self-propelled	-	1.976	-	81.490
84304990	Oth boring/sinking machinery, not self-propelled, oth thanwellhead platforms&integrad produc modules	62.769	115.761	468.918	1.397.245
84305000	Machinery; for handling earth, minerals or ores, self-propelled, n.e.c. in heading no. 8430	3.000	11.000	101.500	236.500
84306100	Tamping/compacting machinery, not self propelled	150	150	300	300
84311013	Parts suitable for used of electric pulley tackle & hoists,winches and capstans, jacks	64.442	78.792	445.947	514.947
84311019	Parts suitable for used oth of electric pulley tackle&hoists, winches and capstans, jacks	1.033	189.035	9.126	54.128
84311022	Parts suitable for used of non-electric pulley tackle&hoists, winches and capstans, jacks	-	6.000	-	54.029
84311029	Parts suitable for used oth of non-electric pulley tackle& hoists, winches and capstans, jacks	5.763	9.278	11.555	32.873
84312010	Parts suitable for used of self-propelled fork-lift trucks	1.564	1.567	6.872	7.019
84312090	Parts suitable for used of not self-propelled fork-lifttrucks	3.808	32.144	11.826	569.386
84313110	Parts suitable for used of passengers lifts&escalatorsand moving walkways	69	125	491	1.207
84313120	Parts suitable for used of non passengers lift&skip hoists	21.315	44.674	95.368	202.880
84313910	Part suitable for mach 84.28,excl lift,skip hoist/escalator,of subhead 8428.20.10/8428.32.10/8428.33.10/8428.39.10	51	545	24	5.714
84313990	Parts suitable for oth machinery 84.28, oth than lift,skip hoist/escalators	19.743	131.431	100.269	494.402
84314190	Buckets, shovels, grabs and grips,for fork-lift trucks,oth works trucks fitted with lifting/handling equipment	116.661	358.865	528.961	3.129.753
84314300	Parts of boring/sinking machinery of oth boring/sinkingmachinery	158.624	305.211	4.769.122	6.195.669
84314910	Parts suitable for ships derricks, cranes, oth than buckets,shovels, grabs and grips,bulldozer/angledozer blades	374.345	1.074.175	718.722	2.211.478
84314920	Cutting edges or end bits for scrapers,graders/levellers	2.266.141	6.330.414	9.861.129	25.885.881
84314940	Cutting edges or end bits for buldozeror angledozer blades	2.441	3.567	5.018	6.011
84314950	Parts of road rollers	16.447	138.142	72.269	413.178

Tabel 3 : Ekspor Indonesia menurut Komoditi (Kode HS 8 digit)

Februari 2022

Kode H S	Uraian golongan barang	Berat bersih (Kg)		Nilai F.O.B. (U S \$)	
		Bulan ini	Kumulatif	Bulan ini	Kumulatif
		(1)	(2)	(3)	(4)
84314990	Oth parts suitable use of oth moving, grading, levelling, scraping, excavating, tamping, compacting	3.844.507	7.546.903	13.586.644	28.521.413
84321000	Ploughs	2.200	4.400	17.500	35.000
84322900	Scarifiers, cultivators, weeders, hoes and oth harrows	-	100	-	300
84323100	No-till direct seeders, planters and transplanters	400	720	682	1.168
84323900	Seeders, planters & transplanters, oth than no-till direct	-	250	-	150
84328010	Other machinery for soil preparation/cultivation of agricultural/horticultural	15.525	15.525	133.157	133.157
84328090	Other machinery for soil preparation/cultivation	1.238	1.238	6.526	6.526
84329010	Parts of machinery of subheading 8432.80.90	2.897	4.661	75.363	123.066
84329090	Parts of oth agricultural, horticultural/forestry mach for soil preparation/cultivation	-	74	-	554
84331100	Mowers for lawns, parks/sports-grounds, powered, with cutting device rotating on horizontal plane	175	205	250	350
84331990	Mowers for lawns, parks/sports-grounds, powered, with oth than cutting device rotating on horizontal plane	431	1.431	1.210	5.210
84332000	Mowers; n.e.c. in item no. 8433.1 (including cutter bars for tractor mounting)	588	646	70	870
84335100	Combined harvester-threshers machinery	3.320	3.320	31.604	31.604
84336010	Machine for cleaning, sorting/grading eggs, fruit/oth agricultural produce, electric	35	35	300	300
84339090	Parts of oth harvesting/threshing machinery	593	1.325	13.951	17.762
84351020	Presses, crushers & similar mach. used in manf of wine, cider fruit juices/similar, not electrically operated	-	1	-	5
84361010	Machinery for preparing animal feeding stuffs, electrically operated	500	500	4.083	4.083
84362110	Poultry incubators & brooders, electrically operated	15	4.106	100	310
84362120	Poultry incubators & brooders, not electrically operated	10	10	100	100
84362910	Poultry-keeping machinery, electric operated	13.510	13.510	13.047	13.047
84368019	Oth forestry, poultry-keep/bee-keep machinery, electrically operated	36.000	36.000	141.645	141.645
84368021	Oth agricultural/horticultural machinery, not electrically operated	0	1	92	228
84369110	Parts of poultry-keep mach./poultry incubator & brooders of elect operated mach. and equipment	30	30	169	169
84369120	Parts of poultry-keep mach./poultry incubator & brooders of non-elect operated mach. and equipment	16	26	31	804
84369911	Parts of oth agricultural/horticultural mach. electrically operated & equipments	-	25.255	-	146.514
84369919	Parts of oth forestry, poultry-keep/bee-keep machinery electrically operated & equipments	11	11	1.118	1.118
84369929	Parts of oth forestry, poultry-keep/bee-keep machinery non-electrically operated & equipments	3.397.000	3.397.000	1.170.206	1.170.206
84371010	Mach. for cleaning, sorting/grading seed for grains; winnowing & similar clean mach, electrically operated	330	2.075	815	3.190
84371020	Mach. for cleaning, sorting/grading seed for grains; winnowing & similar clean mach, not electrically operated	-	50	-	100
84371040	Mach. for cleaning, sorting/grading seed for oth than grains not electrically operated	137	322	386	1.150
84378010	Rice hullers & cone type rice mills machinery, electrically operated	200	200	275	275
84378020	Rice hullers & cone type rice mills machinery, notelectrically operated	789	1.313	3.438	4.924
84378030	Industrial type coffee and corn mills machinery, electrically operated	-	2	-	15
84378040	Industrial type coffee and corn mills machinery, notelectrically operated	5	5	20	20
84378059	Other machine used in the milling indust or working of cereals, electrically operated	-	483	-	13.566
84378061	Polishing mach. for rice, sifting & sieving mach bran cleaning & husking mach, not electrically operated	250	520	850	1.550

Tabel 3 : Ekspor Indonesia menurut Komoditi (Kode HS 8 digit)

Februari 2022

Kode H S	Uraian golongan barang	Berat bersih (Kg)		Nilai F.O.B. (U S \$)	
		Bulan ini	Kumulatif	Bulan ini	Kumulatif
(1)	(2)	(3)	(4)	(5)	(6)
84378069	Other machine used in the milling indust or working of cerals, not electrically operated	3.243	3.593	8.555	9.815
84379019	Parts of elect operated mach for used in the milling industry/for the working of cereals/dried vegetables	30	70	60	92.060
84379029	Parts of non elect operated mach for used in the milling industry/for the working of cereals/dried vegetables	16.810	33.078	52.900	105.760
84381010	Bakery mach&mach.for manufacture of macarony, spagettior similar products, electrically operated	24.074	30.679	654.925	770.594
84385010	Mach.for the preparation of meat or poultry, electricallyoperated	2	127	5	705
84386010	Mach.for the preparation of fruits, nuts or vegetables,electrically operated	4.090	4.490	518	4.318
84388011	Coffee pulpers, electrically operated	-	1.045	-	6.294
84388091	Other machine for the industrial preparation/manufacture,electrically operated	-	34	-	3.382
84388092	Other machine for the industrial preparation/manufacture,not electrically operated	35	40	2.212	2.327
84389019	Parts of goods of oth elect mach for industrial preparationor manufacture of food/drink, oth than sugar &coffee pulper	3.731	5.442	58.319	112.280
84389029	Parts of goods of oth non elect mach for industrialprep/manufact of food/drink, oth than sugar &coffee pulper	12	16	309	317
84399100	Part of machine for making pulp of fibrous cellulosic material	-	929	-	28.157
84399900	Parts of machine for making/finishing paper/paperboard	922	1.856	25.462	45.379
84401010	Book-binding machinery, incl book-sewing machines,electrically operated	-	110	-	6.080
84411010	Cutting paper pulp, paper/paperboard machines,electrically operated	23.512	25.452	119.171	207.261
84414010	Mach.for moulding articles in paper pulp, paper/paperboardelectrically operated	-	1.600	-	13.396
84418010	Oth machinery for making up paper pulp,paper/paperboardelectrically operated	2.708	2.708	231.564	231.564
84419010	Parts of mach.for making up paper pulp, paper/paperboard,of electrically operated machines	49	62	3.493	5.295
84423010	Mach,aparatus&equip for preparing/making plates, cylinders/other printing components, electrically operated	7	7	458	458
84423020	Mach,aparatus&equip for preparing/making plates, cylinders/other printing components, not electrically operated	4	4	46	46
84424010	Part of electric machinery, aparatus&equip for preparing/making plates, cylinders/other printing components	15	21	232	823
84425000	Plates, cylinders&oth print components, plates,cyl & lithograph stones, prepared for print purpose	1.176	1.820	46.008	64.972
84431300	Printing machinery; offset, n.e.c. in item no. 8443.1	16	28.738	150	599.860
84431400	Letterpress printing machinery, reel-fed,excl flexographic printing	-	24	-	756
84431600	Flexographic printing machinery	600	700	2.030	2.604
84431900	Printing machinery; used for printing by means of plates, cylinders and other printing components of heading 84.42, n.e.c. in item no. 8443.1	7.012	12.955	141.569	272.275
84433111	Colour printer copier, printing by the ink-jet process,capable of connect to an auto data proccess mach/to network	20.698	20.708	278.949	289.607
84433119	Non-colour printer copier, printing by the ink-jet process,capable of connect to an auto data proccess mach/to network	2.631	3.220	21.708	24.460
84433129	Non-colour printer copier, printing by the laser process,capable of connect to an auto data proccess mach/to network	-	150	-	1.754
84433131	Combination printer-copier-facsimile machines, colour,capable of connect to an auto data proccess mach/to network	5.676	5.676	5.496	5.496

Tabel 3 : Ekspor Indonesia menurut Komoditi (Kode HS 8 digit)

Februari 2022

Kode H S	Uraian golongan barang	Berat bersih (Kg)		Nilai F.O.B. (U S \$)	
		Bulan ini	Kumulatif	Bulan ini	Kumulatif
(1)	(2)	(3)	(4)	(5)	(6)
84433191	Combination printer-copier-scanner-facsimile machines, capable of connect to an auto data process mach/to network	3.585.581	7.261.752	97.855.544	194.336.242
84433199	Oth mach which perform >= 2 function of printing, copying/facs, capable of connect to an auto data process/network	552	854	10.215	17.489
84433211	Dot matrix printers, colour, capable of connect to an auto data processing mach/to a network	-	3	-	1
84433219	Dot matrix printers, non colour, capable of connect to an auto data processing mach/to a network	216.068	641.240	4.188.395	12.309.800
84433221	Printer ink-jet printers, colour, capable of connect to an auto data processing mach/to a network	384.872	852.318	8.529.663	17.505.158
84433229	Printer ink-jet printers, non colour, capable of connect to an auto data processing mach/to a network	5.694	11.897	31.873	152.377
84433249	Facsimile machines, non colour, capable of connect to an auto data processing mach/to a network	-	1	-	1
84433250	Screen printing mach. for the manufacture of PCB/PWB, capable of connect to an auto data process mach/to network	4	4	655	655
84433290	Oth printers, copying mach & facsimile, not combined; capable to connect to network	203.662	495.205	5.917.376	13.843.684
84433920	Electrostatic photocopying apparatus operat by reproduce the original image via intermediate onto the copy (indirect)	100	150	800	1.150
84433940	Ink-jet printer, not capable of connect to a network	122	159	1.911	4.953
84433990	Oth printers, copying mach & facsimile, not capable to connect to a network	12.791	13.041	146.724	147.655
84439100	Parts & acc of printing mach used for printing by means of plates, cylinder & oth printing components of head 84.42	112.152	278.721	9.052.418	20.495.416
84439910	Parts & acc of screen printing mach for the manufacture of PCB/PWB	14	17	3.191	4.891
84439920	Ink-filled printer cartridges	388.939	780.661	8.188.669	17.080.459
84439990	Parts and accessories of other printing machinery	127.847	261.081	1.564.361	2.701.523
84451110	Carding machines, electrically operated	116.761	116.761	257.100	257.100
84451310	Drawing/roving machines, electrically operated	-	15.800	-	100.000
84452010	Textile spinning machines, electrically operated	-	1	-	10
84454010	Textile winding (incl weft-winding) or reeling machines, electrically operated	19.725	74.946	20.123	118.745
84454020	Textile winding (incl weft-winding) or reeling machines, not electrically operated	-	3.550	-	21.409
84459010	Mach. for preparing textile for use on electric operated mach for weaving and knitting/stitch-bonding	12.190	12.191	17.252	17.252
84471110	Circular knitting mach with cylinder diameter <=165 mm, electrically operated	9	759	576	1.101
84471210	Circular knitting mach with cylinder diameter >165 mm, electrically operated	-	10.200	-	57.000
84471220	Circular knitting mach with cylinder diameter >165 mm, not electrically operated	2	2	175	175
84472010	Flat knitting machines, stitch-bonding machines, electrically operated	35.385	53.385	210.509	328.711
84472020	Flat knitting machines, stitch-bonding machines, not electrically operated	4.500	4.500	3.154	3.154
84479010	Mach for making gimped yarns, tulle, lace, embroidery & mach for tufting, electrically operated	-	13.538	-	8.400
84481110	Dobbies and Jacquard, card reducing, copying, punching/assembling mach for use therewith, electrically operated	1	1	245	245
84482000	Parts & acc or auxiliary machines of machine for extruding, drawing, texturing/cutting man-made textile materials	5.203	9.229	596.918	1.117.395
84483200	Part & acc of machines for preparing textile fibres, oth than card clothing	2	2	111.327	111.327
84483300	Spindel, spindel flyers, spinning rings and ring travellers	-	21	-	104

Tabel 3 : Ekspor Indonesia menurut Komoditi (Kode HS 8 digit)

Februari 2022

Kode H S	Uraian golongan barang	Berat bersih (Kg)		Nilai F.O.B. (U S \$)	
		Bulan ini	Kumulatif	Bulan ini	Kumulatif
		(1)	(2)	(3)	(4)
84483900	Machines; parts and accessories of machines or auxiliary machinery of heading no. 8445, n.e.c. in item no. 8448.3	5	75	28	6.388
84484200	Reeds for looms, healds and heald-frames	459	1.465	29.263	105.543
84484911	Shuttles for electrically operated machines	240	240	300	300
84484912	Shuttles for non electrically operated machines	8	8	75	75
84484991	Oth parts&acc of weaving machines/of their auxiliary mach, other than shuttles, of electrically operated machines	5.534	13.168	334.151	703.042
84485900	Machines; parts and accessories of machines or auxiliary machinery of heading no. 8447, other than sinkers, needles and other articles used in forming stitches	4.032	6.491	15.828	25.974
84501110	Household/laundry-type washing mach,full-auto mach, each of a dry linen capacity<=6 kg	190	383	375	705
84501190	Household/laundry-type washing mach,full-auto mach, each of a dry linen capacity>6 kg but<=10kg	120.676	220.212	507.124	960.388
84501210	Household/laundry-type washing mach, with built-in centrifugal drier, each of a dry linen capacity<=6 kg	-	17.186	-	50.978
84501290	Household/laundry-type washing mach, with built-in centrifugal drier, each of a dry linen 6kg>capacity<=10kg	27.523	68.035	154.651	391.315
84501999	Other household/laundry-type washing mach, not electricallyoperated, each of a dry linen capacity>6 kg but not<=10kg	30	50	50	110
84502000	Household/laundry-type waching mach, each of a dry linen capacity>10kg	53.517	139.667	246.426	661.232
84509010	Parts of washing machine with each of a dry linen cap>10kg	1.105	1.111	34.652	34.716
84509020	Parts of washing machine with each of a dry linen cap<=10kg	2.681	4.718	13.931	28.499
84511000	Dry cleaning machines	5	18	20	34
84512100	Drying machines, each of a dry linen capacity<=10 kg	-	41	-	41
84512900	Drying machines, each of a dry linen capacity>10 kg	1.750	2.750	17.201	27.309
84513090	Ironing machines and presses (incl. fusing presses), other than single roller type	345	345	500	500
84514000	Washing, bleaching or dyeing machines	620	620	3.326	3.326
84518000	Machinery; wringing, dressing, finishing, coating/impregnating textile yarns, fabrics/made up textile articles; applying paste to base fabric used in manufacture/floor coverings	27	35	50	937
84519090	Parts of machines of a dry linen capacity>10 kg	660	676	31.767	32.578
84521000	Sewing machines of the household type	827	2.031	3.402	14.003
84522100	Sewing machines; (not household type), automatic units	8.341	23.307	35.099	116.592
84522900	Sewing machines; not household or automatic unit type	9.945	9.945	32.821	32.821
84523000	Sewing machine needles	-	10	-	60
84529011	Arm&beds, stans with or w/o centre frames, flywheel, belt guards, treadles/pedals of household type of sewing machines	14.280	14.280	28.084	28.084
84529019	Oth parts of sewing machines of machinery of householdtype of sewing machines	145	156	753	788
84529099	Oth parts of sewing machines of machinery of non householdtype of sewing machines	851	852	18.781	19.057
84539000	Parts of machinery for preparing,tanning/working hides,skins, leather	2	4	31	33
84541000	Converters	-	10	-	2.576
84542000	Ingot moulds and ladles	2.184	2.284	22.410	35.002
84543000	Casting machines	8	79	50	8.732
84549000	Partrs of converts, ladles, ingot moulds & casting machines	35.922	76.575	246.945	488.314
84559000	Metal-rolling mills; parts thereof	347	347	80	80
84561100	Mach tool for work any material by removal material,operated by laser	16	3.179	12.625	199.030
84563000	Mach tool for work any material by removal material,operated by electro-discharge processes	-	4.235	-	72.500
84564090	Mach tool for work any material by removal material,by plasma arc processes, for oth than manufact of PCB/PWB	2	2	64	64
84569090	Wet processing equip for application by immersion ofelectrical solutions, for oth purposes	1.978	1.991	12.298	12.381

Tabel 3 : Ekspor Indonesia menurut Komoditi (Kode HS 8 digit)

Februari 2022

Kode H S	Uraian golongan barang	Berat bersih (Kg)		Nilai F.O.B. (U S \$)	
		Bulan ini	Kumulatif	Bulan ini	Kumulatif
(1)	(2)	(3)	(4)	(5)	(6)
84571010	Machining centres of spindle power <= 4kW	18	48	4.045	10.938
84571090	Machining centres of spindle power > 4 kW	9.140	11.140	217.025	228.510
84581190	Horizontal lathes, numerical controlled,spindle power >4 kW	2.500	2.500	9.210	9.210
84591010	Way-type unit head machines, electrically operated	-	170	-	606
84591020	Way-type unit head machines, not electrically operated	15	15	23	23
84592910	Other drilling machines, not numerically controlled,electrically operated	33	243	23.262	78.291
84594100	Machine-tools; for boring by removing metal, numerically controlled boring machines, n.e.c. in heading 8459	10	10	696	696
84596920	Other milling machines, not numerically controllednot electrically operated	-	150	-	75
84597010	Other threading or tapping machines, electrically operated	-	360	-	2.000
84601200	Flat-surface grinding machines, numerically controlled	3	3	20	20
84601900	Flat-surface grinding machines, not numerically controlled	2	2	56	56
84602400	Machine-tools; grinding machines (excluding flat-surface, cylindrical and centreless), numerically controlled	32	32	1.197	1.197
84602910	Other grinding machines, not numerically controlled,electrically operated	30	30	242	242
84603190	Mach tools, numeric controlled, for sharpen drill bits oththan shank diameter<=3,175mm, fixed collets, power<=0.74kW	1	6	2	182
84603910	Oth sharpening (tool/cutter grinding) mach, not numericallycontrolled, electrically operated	15	51	636	1.365
84604020	Honing or lapping machines, not electrically operated	46	90	3.111	153.223
84609020	Oth mach-tools for deburring, sharpening, grinding, honing, lapping, or similar, not electrically operated	20	20	15	15
84615010	Sawing or cutting-off machines, electrically operated	3.811	3.811	168.043	168.043
84615020	Sawing or cutting-off machines, not electrically operated	-	1	-	11
84619019	Oth mach-tool for planing,shaping,gear cutting,not elsewhrespecified, oth than planing machines, electric operated	195	195	1.129	1.129
84619099	Oth mach-tool for planing,shaping,gear cutting,not elsewhrespecified, oth than planing machines, not electric operated	206	380	25.904	40.475
84621010	Forging or die-stamping (incl presses) & hammers,electrically operated	24.000	73.410	34.778	379.383
84621020	Forging or die-stamping (incl presses) & hammers,not electrically operated	675	675	753	753
84622100	Bending, folding, straightening/flattering mach (inclpresses), numerically controlled	2.910	2.910	9.569	9.569
84622920	Bending, folding, straightening/flattering mach (inclpresses), not numerically controlled, not electric operated	43	43	225	225
84624100	Punching/notching machines (incl presses),incl combinedpunching&shearing mach, numerically controlled	4	4	10	10
84629100	Hydraulic presses	280	2.066	898	6.958
84629910	Mach for the manufct of boxes,cans&similar containers oftin plate, electrically operated	1	1	278	278
84629950	Oth mach-tools for (incl presses) working metal by forging,hammering/die-stamping, electrically operated	0	1.701	18	506.366
84631010	Draw-benches for bars, tubes, profiles, wire/the like,electrically operated	2.310	2.310	40.223	40.223
84632010	Thread rolling machines, electrically operated	82.310	82.310	156.825	156.825
84639010	Other mach-tools for working metals/cermets, w/o removingmaterial, electrically operated	1.526	1.526	14.367	14.367
84642010	Grinding/polishing mach for working stone, ceramics/likemineral material/for cold-work glass,electric operated	2	2	2	2
84649010	Oth machines for working stone, ceramics/like mineralmaterials/for cold-working glass, electrically operated	114	114	862	862

Tabel 3 : Ekspor Indonesia menurut Komoditi (Kode HS 8 digit)

Februari 2022

Kode H S	Uraian golongan barang	Berat bersih (Kg)		Nilai F.O.B. (U S \$)	
		Bulan ini	Kumulatif	Bulan ini	Kumulatif
		(1)	(2)	(3)	(4)
84649020	Oth machines for working stone, ceramics/like mineralmaterials/for cold-working glass, not electrically operated	2	2	13	47
84659110	Sawing machines for scoring PCB/ PWB or PCB/PWB substrateselectrically operated	40.627	40.627	219.629	219.629
84659120	Oth sawing machines for scoring PCB/ PWB or PCB/PWB substrates, electrically operated	2.419	2.419	52.321	52.321
84659310	Grinding, sanding or polishing machines, for working woodcork, bone/similar hard materials, electrically operated	10	10	160	160
84659510	Drilling mach for manufact of PCB/PWB, with a spindle speed>50,000rpm and accept drill bits of shank D<=3.175mm	-	6	-	30
84659610	Splitting, slicing/paring machines, for working wood, cork,bone/similar hard materials, electrically operated	6	2.006	570	33.168
84659950	Mach for deburring the surfaces of PCB/PWB during manufact,mach for scoring&laminating presses for PCB/PWB/substrates,	20	20	297	297
84659960	Oth mach tools for working wood, cork, bone/similar hardmaterials, electrically operated	853	853	13.577	13.577
84659990	Oth mach tools for working wood, cork, bone/similar hardmaterials, not electrically operated	12	22	140	150
84661010	Tool holder&self-opening diehead for mach of 84569010, 84569020/84603110/84659110/84659210/84659510/84659950	3.353	4.161	27.356	37.309
84661090	Tool holder&self-opening diehead for mach oth of 8456901084569020/84603110/84659110/84659210/84659510/84659950	5.365	9.490	160.463	275.762
84662010	Work holders for mach of 85469010, 84569020, 84603110,84659110, 84659210, 84659510, 84659950	6	6	180	180
84662090	Work holders for mach oth than of 85469010, 84569020,84603110, 84659110, 84659210, 84659510, 84659950	25.960	57.169	130.381	246.285
84663010	Dividing heads&oth special for mach of subheading 8456901084569020, 84603110, 84659110, 84659210, 84659510/84659950	2	2	1	1
84663090	Dividing heads&oth special for mach oth than of subheading84569020, 84603110, 84659110, 84659210, 84659510/84659950	56	196	3.128	13.585
84669290	Oth parts & acc for mach of head 8465 oth than subheading 84659110, 84659210, 84659510 or 84659950	4	6	852	1.984
84669390	Oth parts & accessories for machines of head 8456 to 8461oth than subhead 84564010,84569020 or 84603110	5.847	9.063	244.723	465.930
84669400	Machine-tools; parts and accessories, for the machines of heading no. 8462 or 8463, n.e.c. in heading no. 8466	14.908	33.713	219.411	307.941
84671100	Tools for working in the hand pneumatic rotary tipe (including combined rotary-percussion)	552	576	2.909	3.657
84671900	Tools for working in the hand pneumatic other rotary tipe (including combined rotary-percussion)	180	1.224	34.839	36.399
84672100	Drills of all kinds with self-contained electric motor	1.091	1.659	9.208	12.912
84672200	Saws with self-contained electric motor	18	59	200	335
84672900	Tools; for working in the hand, with self-contained electric motor; other than saws and drills	5.741	42.679	168.332	992.521
84678100	Chains saws with self-contained electric motor	-	8	-	20
84678900	Tools; for working in the hand, (other than chain saws), hydraulic or with self-contained non-electric motor, (not pneumatic)	58.664	61.153	772.582	831.731
84679190	Other part of chains saws of electro-mechanical tipe	0	0	58	58
84679200	Parts of tools working in the hand of pneumatic	22	28	1.197	1.309
84679910	Other parts of tools of goods of drills, saws & all kinds non-electric motor	6.705	9.537	33.732	46.373

Tabel 3 : Ekspor Indonesia menurut Komoditi (Kode HS 8 digit)

Februari 2022

Kode H S	Uraian golongan barang	Berat bersih (Kg)		Nilai F.O.B. (U S \$)	
		Bulan ini	Kumulatif	Bulan ini	Kumulatif
(1)	(2)	(3)	(4)	(5)	(6)
84679990	Other parts of tools of goods of other than drills, saws and all kinds, non-electric motor	6	184	242	3.878
84682010	Hand-operated (not hand-held) gas welding or brazing appliances for metal	732	827	1.339	2.923
84682090	Other hand-operated (not hand-held) gas welding or brazing appliances for other than metal	35	35	285	285
84689090	Parts of goods of gas welding or brazing appliances for other than metal	787	1.869	48.554	122.378
84701000	Electronic calc,pocket-size data recording, reproducing and displaying machines with calculating functions	512	815	602	941
84702900	Calculating machines; electronic, (not incorporating a printing device), needing an external power source	41	67	48	78
84703000	Calculating machines; non-electronic	-	43	-	639
84705000	Cash register	13.998	27.430	397.800	738.556
84709090	Ticket-issuing machines and similar machines	9.443	10.780	676.244	702.395
84713020	Laptops including notebooks and subnotebooks	21.724	165.409	372.347	17.111.206
84713090	Oth portable automatic data processing machines, weighting<= 10 kg	2.106	3.489	258.797	342.519
84714110	Personal computers exclud portable computer,CPU& I/O unitwhether or not combined	63	424	2.860	6.278
84714190	Other PC excluding portable computer,CPU& I/O unit whether or not combined	224.556	483.282	10.198.971	21.947.724
84714910	Personal computers in the form of systems exclud portable computers (laptop/notebook)	154	447	828	10.846
84714990	Other personal computers in the form of systems excluding portable computers (laptop/notebook)	512	1.195	23.813	183.034
84715010	Processing units for personal (incl. portable) computers not comprising & not presented in the form systems systems	485	9.237	58.568	870.688
84715090	Oth processing unit for personal comp.(excl.portable comp) not comprising & not presented in the form systems systems	1.697	5.141	260.180	372.283
84716030	Computer keyboards	2.878	3.599	82.154	182.501
84716040	Mouses, light pens, joysticks, track balls, and touch sensitive screens	28.683	69.478	1.602.155	3.963.099
84716090	Other input or output units, whether or not containing storage units in the same housing	36.940	42.298	1.211.033	1.468.108
84717010	Floppy disk drive	-	16	-	232
84717020	Hard disk drive	1.190	2.073	197.751	276.192
84717030	Tape drive	7	15	2.653	7.709
84717040	Optical disk drives, including CD-ROM drives, DVD drives and CD-R drives	35	161	986	38.421
84717050	Proprietary format storage device incl media therefor with or without removable media, optical or other technology	42	136	3.006	45.409
84717091	Propriety format storage automated backup systems	2	2	75	75
84717099	Oth proprietary format storage devices incl media therefor with or without removable media, optical or other technology	474	740	78.304	149.703
84718010	Control and adaptor units	137	298	13.211	97.431
84718070	Sound cards or video cards	30	286	13.401	45.326
84718090	Other control units	88	844	15.238	146.253
84719010	Bar code readers	58.380	104.078	1.806.612	3.141.861
84719030	Electronic fingerprint identification systems	102	173	12.640	22.510
84719040	Other optical character readers	21	154	9.243	18.638
84719090	Other units of automatic data processing machines :	21.429	37.582	7.268.732	14.461.933
84721010	Duplicating machines with electrically operated	7	7	75	75
84721020	Duplicating machines with not electrically operated	-	4	-	6
84729010	Automatic teller machines	20.030	20.030	722.625	722.625
84729049	Oth typewriters auto oth than printers of heading 8443	1.472	7.664	56.199	189.015
84729060	Other word-processing machines with electrically operated	7	7	300	300
84729090	Other word-processing mach with not electrically operated	-	1.507	-	1.129
84732100	Parts of the electronic calculating machines of subheading 84701000, 84702100 or 84702900	18	223	479	1.841

Tabel 3 : Ekspor Indonesia menurut Komoditi (Kode HS 8 digit)

Februari 2022

Kode H S	Uraian golongan barang	Berat bersih (Kg)		Nilai F.O.B. (U S \$)	
		Bulan ini	Kumulatif	Bulan ini	Kumulatif
(1)	(2)	(3)	(4)	(5)	(6)
84732900	Parts of the electronic calculating machines oth thansubheading 84701000, 84702100 or 84702900	4.591	12.488	340.023	911.083
84733010	Parts and accessories assembled printed circuit boards of the machines of heading 8471	81.884	174.431	7.312.634	15.233.863
84733090	Parts and accessories assembled other than printed circuit boards of the machines of heading 8471	581.528	1.265.014	7.201.437	17.518.357
84734010	Parts and accessories of the machines of heading 8472 for electrically operated machines	2.029	16.780	760.764	1.547.170
84734020	Parts and accessories of the machines of heading 8472 for non electrically operated machines	1.113	1.780	199.609	407.092
84735090	Parts and accessories suitable for use with the machines of heading 8470 and 8472	36.304	55.474	1.248.330	2.011.804
84741010	Sorting, screening, separating or washing machines electrically operated	82	139	949	11.321
84741020	Sorting, screening, separating or washing machines non electrically operated	2.300	2.300	75.000	75.000
84742019	Crushing or grinding machines stone electrically operated for other than stone	150	2.153	500	24.444
84743110	Concrete or mortar mixers electrically operated	11.108	15.563	15.423	26.860
84743120	Concrete or mortar mixers not electrically operated	150	350	1.000	2.000
84743219	Machines for mixing mineral substances with bitumen electrically operated of an output capacity > 80 t/h	150	150	800	800
84743229	Machines for mixing mineral substances with bitumen not electrically operated of an output capacity > 80 t/h	282	282	400	400
84748010	Machinery for agglomerating, shaping or moulding, for forming foundry moulds of sand electrically operated	2.500	2.515	5.000	5.029
84748020	Machinery for agglomerating, shaping or moulding, for forming foundry moulds of sand not electrically operated	2	2	22.000	22.000
84749010	Other machinery for agglomerating, shaping/moulding, for forming foundry moulds of sand electrically operated	4.624.838	8.597.021	13.007.216	24.514.173
84749020	Other machinery for agglomerating, shaping/moulding, for forming foundry moulds of sand not electrically operated	673	1.617	9.644	40.332
84751010	Machines for assembling electric/electronic lamps, tubes/valves/flashbulbs, in glass envelopes, electrically operated	135	135	6.161	6.161
84769000	Parts automatic goods-vending machines incorporating heating or refrigerating devices	84.306	284.644	782.598	2.537.935
84771010	Injection machines for moulding rubber	6.131	8.047	13.924	24.145
84771031	Injection machines for plastics, poly (vinyl chloride)	57	57	16.346	16.346
84771039	Other injection machines for plastics	19.477	124.809	74.722	949.523
84772020	Extruders machine for plastics	2.850	2.850	132	132
84773000	Blow moulding machines	99	119	4.502	5.877
84774010	Vacuum machines for moulding or forming rubber	109.792	109.792	618.264	618.264
84775910	Other machines for moulding or forming rubber	375	958	427	21.686
84775920	Other machines for moulding or forming plastics	9	204	8	242
84778010	Other machine for working rubber/products from rubber, electrically operated	26.020	26.020	86.441	86.441
84778031	Lamination presses for the manufacture of PCB/PWBelectrically operated	240	240	244	244
84778039	Oth lamination presses for plastics/products from plastic electrically operated	14.128	17.136	55.761	77.577
84779010	Parts of machine for working rubber/products from rubber, electrically operated	5.429	5.535	19.317	45.574
84779020	Parts of machine for working rubber/products from rubber, not electrically operated	4	7	103	209
84779032	Parts of lamination presses for the manufacture of PCB/PWBelectrically operated	3.097	3.574	92.192	111.856
84779039	Parts of electric machine for working plastic&products other than lamination presses for manufacture of PCB/PWB	2.663	8.843	104.796	135.425
84781010	Machines for preparing or making up tobacco, electrically operated	21.529	75.472	912.127	6.058.542

Tabel 3 : Ekspor Indonesia menurut Komoditi (Kode HS 8 digit)

Februari 2022

Kode H S	Uraian golongan barang	Berat bersih (Kg)		Nilai F.O.B. (U S \$)	
		Bulan ini	Kumulatif	Bulan ini	Kumulatif
(1)	(2)	(3)	(4)	(5)	(6)
84781020	Machines for preparing or making up tobacco, not electrically operated	20.053	48.983	307.403	655.439
84789010	Parts of machines for preparing or making up tobacco,electrically operated	8.614	8.882	136.921	170.471
84791010	Machines for public works/building/the like, electrically operated	2.080	5.649	122.652	341.054
84791020	Machines for public works/building/the like, not electrically operated	900	1.710	13.850	15.425
84793010	Machines presses for particle board/building and treating wood/cork, electrically operated	159	159	946	946
84795000	Industrial robots machines,not elsewhere specified/included	7	131	10	12.169
84796000	Machines evaporative air coolers	89	1.780	359	3.889
84797900	Machinery and mechanical appliances; passenger boarding bridges, other than of a kind used in airports	1.614	1.734	9.200	15.000
84798110	Machines for treating metal, including electric wire coilwinders, electrically operated	345	345	700	700
84798210	Mixing, kneading, crushing, grinding, screening, sifting, homogenising, emulsifying/stirring machines, electically operated	7.619	14.278	65.265	209.650
84798220	Mixing, kneading, crushing, grinding, screening, sifting, homogenising, emulsifying/stirring machines, not elect. operated	19	63	20	1.454
84798920	Machinery or apparatus for assembling CPU daughter boards and the regeration of chemical solution used, elect.operated	3.372	4.044	12.312	36.598
84798931	Automatic service-vending machines, electrically operated	1.454	1.454	70.723	70.723
84798939	Other automatic service-vending machines, electrically operated	6.757.957	6.855.094	1.793.302	3.165.826
84798940	Other automatic service-vending machines, not electrically operated	175.324	265.731	4.590.304	7.723.316
84799020	Parts of goods of subheading 8479.89.20	3.528	3.530	112.297	114.054
84799030	Parts of machines of machine subheading 8479.89.20, electrically operated	41.642	117.055	785.832	1.556.978
84799040	Parts of machines of machine subheading 8479.89.20, not electrically operated	135.672	170.161	3.785.420	5.032.231
84801000	Moulding boxes for metal foundry	-	228	-	300
84802000	Mould bases	29.354	31.194	119.873	122.858
84803090	Moulding patterns of other materials	924	3.720	107.439	454.305
84804100	Moulds for metal/metal carbides injection or compression types	500	2.100	500	63.950
84804900	Moulds; for metal or metal carbides, other than injection or compression types	3.233	4.158	79.145	114.796
84806000	Moulds for mineral materials	173.780	752.953	156.017	486.836
84807110	Moulds for footwear soles, injection or compression types	2.310	3.120	98.198	113.690
84807190	Other moulds for rubber plastics, injections types	61.644	138.219	252.550	572.572
84807910	Moulds for footwear soles, not injection/compression types	6.425	14.040	96.856	243.060
84807990	Other moulds for rubber plastics, not injections types	10.954	20.655	298.408	493.418
84811019	Other sluice / gate valves of iron or steel	3.301	6.923	162.116	207.713
84811021	Sluice / gate valves of copper/copper alloy an internal diameter<= 2,5 cm	824	824	877	877
84811099	Other taps, cocks, valves & similar appliances for pipes, boiler shells, tanks, vats or the like	131.498	246.201	2.057.942	3.684.754
84812010	Sluice/gate valves for oleohydraulic or pneumatic transmissions 5 cm<=internal diameter<=40 cm	2	12	179	253
84812020	Sluice/gate valves of copper/alloy 1 cm ? int.diam ? 2,5 cm of plastics 1 cm<=int.diam<=2,5 cm for oleohydr/pneumatic	221	3.125	3.962	44.869
84812090	Other sluice/gate valves for oleohydraulic or pneumatic	228.031	238.874	3.270.710	3.467.601
84813010	Swing check-valves, of cast iron, with 4 cm<=an inlet of internal diameter ?60 cm	257.943	506.872	3.225.424	6.452.954
84813020	Swing check-valves of copper or copper alloys, with an internal diameter<= 2.5 cm	9	9	248	248

Tabel 3 : Ekspor Indonesia menurut Komoditi (Kode HS 8 digit)

Februari 2022

Kode H S	Uraian golongan barang	Berat bersih (Kg)		Nilai F.O.B. (U S \$)	
		Bulan ini	Kumulatif	Bulan ini	Kumulatif
(1)	(2)	(3)	(4)	(5)	(6)
84813040	Swing check-valves of plastics, with 1 cm<=internal diameter<=2,5 cm	9	9	175	175
84813090	Other swing check-valves, of cast iron, with 4 cm<=an inlet of internal diameter ?60 cm	104	10.123	1.525	414.997
84814010	Safety or relief valves of copper or copper alloys,with an internal diameter of<=2.5 cm	4	4	2	2
84814090	Other safety or relief valves	1.499	10.359	79.561	411.558
84818011	Valves for inner tubes of copper or copper alloys	6.274	6.275	89.700	89.821
84818012	Valves for inner tubes of other materials	11.389	11.404	83.437	85.134
84818014	Valves for tubeless tyres of other materials	28	28	984	984
84818022	Liquefied Petroleum Gas (LPG) cylinder valves of copper or copper alloys with inlet/outlet internal diameters > 2.5 cm	2	2	300	300
84818030	Cocks and valves, whether or not fitted with piezo-electric igniters, for gas stoves or ranges	1.109	2.175	12.110	23.955
84818050	Mixing taps and valves	23.778	40.909	365.770	635.946
84818061	Manually operated gate valves of cast iron with 5 cm<=an internal diameter<=40 cm	34	104	3.772	9.938
84818062	Other manually operated gate valves of cast iron	58.444	125.337	881.089	1.888.930
84818063	Other gate valves and butterfly valves of cast iron	80	940	303	1.457
84818065	Other hog nipple waterers of plastics	-	0	-	202
84818067	Other nipple joint valves	14	14	876	878
84818072	Other ball valves of plastics	400	2.403	12.862	15.478
84818073	Gate valves, manually operated, of iron or steel with 5 cm<=an internal diameter<=40 cm	83.395	183.507	400.157	982.387
84818077	Gate valves, manually operated, of iron or steel with an internal diameter < 5 cm	376	376	11.790	11.790
84818079	Other manifold valves of plastics	50	57	6.738	6.870
84818081	Pneumatically controlled valves of plastics with 1 cm<=internal diameter<=2,5 cm	-	140	-	2.940
84818082	Other pneumatically controlled valves of plastics	98	258	2.623	6.906
84818088	Other fuel cut-off valves for vehicles of plastics	103	103	21.199	21.199
84818089	Other, manually operated, weighing ? 3 kg of steel/nickel	-	159	-	2.216
84818091	Water taps of copper or copper alloy, with an internal diameter<=2.5 cm	317	587	5.082	10.348
84818092	Fuel cut-off valves for vehicles of copper/alloy of heading 8702, 8703 or 8704	10	10	600	600
84818099	Other fuel cut-off valves for vehicles of copper/alloy	90.824	196.799	1.475.058	2.977.241
84819010	Housings for sluice or gate valves with inlet or outlet of 50 mm ?an internal diameter<=400 mm	12.771	27.191	225.371	464.318
84819021	Bodies, for water taps with internal diameter ? 25 mm	24.559	39.344	167.950	304.045
84819023	Other bodies for taps, cocks,valves,with internal diameter<=25 mm	1.469	4.297	17.425	55.313
84819029	Other parts for taps.cocks.valves,with internal diameter<=25 mm	249	254	843	1.027
84819039	Valve bodies or stems of inner tube/ tubeless tyre valves of other materials	19.069	37.498	386.016	770.776
84819049	Valve cores of inner tube or tubeless tyre valves of other materials	410	9.261	6.525	56.322
84819090	Other parts of housing for sluice or gate valves	33.643	172.136	782.776	1.867.058
84821000	Ball bearings	596.777	1.283.274	12.223.473	26.309.268
84822000	Tapered roller bearings, including cone and tapered roller assemblies	380	511	101.780	201.102
84823000	Spherical roller bearings	2.133	3.836	34.204	49.190
84824000	Needle roller bearings	214	218	1.144	1.287
84825000	Bearings; cylindrical roller bearings n.e.c. in heading no. 8482	26	57	2.255	5.653
84828000	Bearings; n.e.c. in heading no. 8482, including combined ball/roller	150.417	274.360	255.181	996.505
84829100	Parts of ball, needles and rollers	298.968	632.777	1.510.233	3.178.489
84829900	Bearings; parts, (other than balls, needles and rollers)	18.349	27.944	191.216	401.355
84831010	Transmission shafts and cranks for machineryof heading 84.29 or 84.30	6.418	9.909	71.746	88.023

Tabel 3 : Ekspor Indonesia menurut Komoditi (Kode HS 8 digit)

Februari 2022

Kode H S	Uraian golongan barang	Berat bersih (Kg)		Nilai F.O.B. (U S \$)	
		Bulan ini	Kumulatif	Bulan ini	Kumulatif
		(1)	(2)	(3)	(4)
84831024	Cam shafts and crank shafts for engines of vehicles of heading 8711	168.470	376.504	2.352.216	4.592.317
84831025	Other cam shafts and crank shafts for engines of vehicles of a cylinder capacity<=2000 cc	209.900	360.191	1.617.569	2.821.112
84831026	Other cam shafts and crank shafts for engines of vehicles of 2000 cc< cylinder capacity<=3000 cc	5.213	12.063	41.253	92.008
84831027	Other cam shafts and crank shafts for engines of vehicles of a cylinder capacity>3000 cc	86.655	378.022	289.447	1.333.576
84831039	Cam shafts and crank shafts for marine propulsion engines of an output>22.38 kW	30	65	56	405
84831090	Other cam shafts and crank shafts for engines of vehicles	98.665	203.246	1.261.516	2.876.365
84832020	Bearing housings, incorporating ball or roller bearings for machinery of heading 8429 or 8430	-	349	-	2.400
84832090	Other bearing housings, incorporating ball/roller bearings	642	2.490	17.664	25.067
84833030	Bearing housings, not incorporating ball or roller bearings for engine and vehicles of chapter 87	11.034	24.627	212.232	460.500
84833090	Other bearing housings, not incorporating ball or roller bearings	49.804	146.670	611.462	1.351.070
84834020	Gears and gearing for marine vessels	1.390	1.390	13.002	13.002
84834030	Gears and gearing for machinery of heading 8429 or 8430	94.985	221.204	1.748.166	3.887.479
84834040	Gears and gearing for vehicles of chapter 87	28.424	51.372	329.295	614.820
84834090	Other gears and gearing, transmission elements presented separately including torque converters :	118.001	392.543	908.973	2.576.652
84835000	Flywheels and pulleys, including pulley blocks	632.405	1.253.422	1.602.883	3.117.148
84836000	Clutches and shaft couplings (including universal joints)	7.014	40.918	226.543	560.356
84839011	Toothed wheels, chain sprockets and other transmissions for tractors of subheading 870110 or 870191 to 870195	4.840	4.896	13.339	16.363
84839013	Toothed wheels, chain sprockets and other transmissions for other tractors of heading 8701	51.400	124.362	64.250	110.920
84839014	Toothed wheels, chain sprockets and other transmissions for goods of heading 8711	82.947	184.150	928.019	1.913.273
84839015	Toothed wheels, chain sprockets and other transmissions for other goods of chapter 87	1	3	76	167
84839019	Other parts of goods of transmission shafts (incl cam shaft and crank shafts) and cranks	21.253	23.038	162.182	190.064
84839091	Other toothed wheels, chain sprockets & other transmission for tractors of subheading 870110 or 870191 to 870195	1.538	2.049	12.777	17.002
84839093	Other toothed wheels, chain sprockets & other transmission for other tractors of heading 8701	-	1	-	67
84839095	Other toothed wheels, chain sprockets & other transmission for goods of chapter 87	27.959	49.119	302.649	556.445
84839099	Other toothed wheels, chain sprockets & other transmission elements presented separately	200.647	389.243	1.938.770	3.579.556
84841000	Gaskets and similar joints of metal sheeting combined with other material or of two or more layers of metal	41.785	110.384	1.137.485	2.310.123
84842000	Mechanical seals	163.206	294.503	2.898.199	5.352.318
84849000	Gasket sets or assortments of gaskets and similar joints; dissimilar in composition, put up in pouches, envelopes or similar packings	2.152	18.178	77.134	263.200
84862039	Other etching and stripping equipment	1	1	4	4
84862099	Other laser cutters for cutting contacting tracks in semiconductor production by laser beam	158	184	84.392	89.838
84863010	Apparatus for dry etching patterns on flat panel display substrates	-	18	-	50
84869015	Parts and accessories other than tool holders & self-opening die heads machines for processing of semiconductor wafers	0	240	4.584	165.763
84869019	Other parts & access. of machines for sawing monocrystal semiconductor boules into slices, or wafers into chips	-	60	-	2.640
84869024	Parts and accessories tool holders & self-opening die heads for spraying semiconductor wafers	-	45	-	175

Tabel 3 : Ekspor Indonesia menurut Komoditi (Kode HS 8 digit)

Februari 2022

Kode H S	Uraian golongan barang	Berat bersih (Kg)		Nilai F.O.B. (U S \$)	
		Bulan ini	Kumulatif	Bulan ini	Kumulatif
(1)	(2)	(3)	(4)	(5)	(6)
84869025	Parts and accessories other than tool holders&self-openingfor spraying semiconductor wafers	4	4	189	189
84869026	Parts and accessories tool holders & self-opening dieheads for dicing machine semiconductor wafers	102	102	783	783
84869027	Parts and access. other than tool holders & self-opening dieheads for dicing machine semiconductor wafers	60	1.230	25	16.475
84869033	Parts&access.other than of tool holder&selfopening diehead apparatus for wet etching patterns on flat panel displays	-	509	-	1.077
84869042	Parts & access. die attach apptus tape auto, wire bonders & encapsulation equipment for the assembly of semiconductors	97	97	196	197
84869049	Parts&access. apptus oth than opt. stereoscopic, photomicrographic,microscopes,pattern generating for trans. smcondctor	3.256	5.507	395.614	714.071
84871000	Ships or boats propellers & blades therefor not containingelect. connectors,insulators,coils, other elect. features	76.751	77.112	2.608.095	2.625.327
84879000	Propellers & blades not for ships or boats	42.493	106.242	218.712	625.121
85011021	Stepper motor DC of kind for AC,refrigerator,washing mach,electr. domestic appl.,storage water heater, output<=37,5 W	-	63	-	2.821
85011022	Stepper motor DC oth than for AC,refrigerator,washing mach,electr. domestic appl.,storage water heater, output <= 5 W	8	23	2.783	4.577
85011029	Stepper motor DC oth than for AC,refrigerator,washing mach,electr. dom. appl.,storage water heat, 5 W<output <=37,5 W	86.133	183.731	2.583.088	5.780.993
85011041	Spindle motor DC of kind for AC,refrigerator,washing mach,electr. domestic appl.,storage water heater, output<=37,5 W	-	861	-	20.390
85011049	Spindle motor DC oth than for AC,refrigerator,washing mach,electr. domestic appl.,storage water heater	763.467	1.598.539	12.934.671	26.146.338
85011051	Other stepper motor (AC/DC) of kind for washing mach,electr. domestic appl.,storage water heater	1	1	2	2
85011059	Other stepper motor (AC/DC) other than for AC,refrigerator,washing mach,electr. domestic appl.,storage water heater	151	611	88.117	91.781
85011060	Other spindle motors (AC/DC), output <= 37,5 W	15.170	33.254	492.568	1.032.013
85011091	Other spindle motor (AC/DC) for AC,refrigerator,washing machine,electr. domestic appl.,storage water heater	11	11	33	329
85011099	Other spindle motor (AC/DC) not for refrigerator,washing machine,AC,electr. domestic appl.,storage water heater	8.052	29.422	184.019	475.956
85012029	Universal AC/DC motor oth than for AC,refrigerator,washing mach, electr. Dom. appl.,storage wtr heater an output> 1 kW	7	7	28	28
85013130	Other motor DC for AC,refrigerator,washing machine,elect.domestic appl.,storage water heater an ouput <= 750 W	-	56	-	1.191
85013140	Other motor DC oth than for AC,refrigerator,washng machine,elect.domestic appl.,storage water heater an ouput<= 750 W	225.885	431.054	2.871.761	5.476.821
85013150	Generators of an ouput <= 750 W	6.874	8.174	29.573	47.187
85013222	Oth motor DC oth than for AC,refrigerator,washing machine,elect.dom. appl.,storage water heater 750< ouput<=37,5 kW	390	477	14.231	17.827
85013223	Generators DC, of 750 W <an ouput <= 37,5 kW	800	808	5.250	5.320
85013232	Other motor DC oth than for AC,refrigerator,washng machine,elect.dom. appl.,storage water heater 37,5 kW<ouput<= 75 kW	-	58	-	200
85014011	Oth motor AC Single-phase for AC,refrigerator,washing mach,elect.domestic appl.,storage water heater an ouput <= 1 kW	1	1	2	2

Tabel 3 : Ekspor Indonesia menurut Komoditi (Kode HS 8 digit)

Februari 2022

Kode H S	Uraian golongan barang	Berat bersih (Kg)		Nilai F.O.B. (U S \$)	
		Bulan ini	Kumulatif	Bulan ini	Kumulatif
		(1)	(2)	(3)	(4)
85014019	Oth mtr AC single-phase oth than for AC,refrig,washing machelect.domestic appl.,storage water heater an ouput < = 1 kW	38	129	240	1.105
85014021	Oth motor AC Single-phase for AC,refrigerator,washing mach,elect.domestic appl.,storage water heater an ouput > 1 kW	159	408	324	9.556
85014029	Oth mtr AC single-phase oth than for AC,refrig,washing machelect.domestic appl.,storage water heater an ouput > 1 kW	125.959	251.802	732.239	1.420.674
85015119	Oth mtr AC multi-phase w/ output <=750W, used oth than forrefrigerator, AC, wash mach, elect domestic app,water heater	7	7	935	935
85015219	Oth mtr AC multi-phase w/ output <=1kW, used oth than forrefrigerator, AC, wash mach, elect domestic app,water heater	58	99	7.302	12.000
85015229	Oth mtr AC multi-phase w/ 1kW<output<=37,5kW, used oth thanfor refrigeratr,AC,wash mach,elect domestic app,water heater	20	116	1.737	6.487
85015239	Oth mtr AC multi-phase w/ 37,5kW<output<=75kW, used oth thnfor refrigeratr,AC,wash mach,elect domestic app,water heater	12	13	469	519
85015300	Electric motors; AC motors, multi-phase, of an output exceeding 75kW	311	311	1.653	1.653
85016120	Generator AC (altenators) of an ouput > 12,5 kVA	90	90	158	158
85016300	Generator AC (altenators) of 375 kVA < ouput <= 750 kVA	8.432	8.432	401.999	401.999
85021100	Generating sets (diesel or semi-diesel engines) of an output <=75 kVA	44.062	69.994	374.490	586.906
85021210	Generating sets (diesel or semi-diesel engines) of an 75 kVA < output <= 125 kVA	2.110	6.130	15.050	26.380
85021220	Generating sets (diesel or semi-diesel engines) of an 125 kVA < output <= 375 kVA	10.840	30.580	96.588	202.412
85021390	Generating sets (diesel or semi-diesel engines) of an 375 kVA < output <= 12.500 kVA	6.509	46.714	5.643	259.800
85022030	Generating sets (gasoline engines) of an 100 kVA < output <= 10.000 kVA	15.663	15.663	133.738	133.738
85022049	Generating sets (gasoline engines) of an 10.000 kVA < output < 12.500 kVA	2.140	2.145	3.000	3.020
85023939	Other generating sets other-powered of 10.000 kVA < output< 12.500 kVA	-	17	-	3.000
85024000	Electric rotary converters	3	24	10	502
85030090	Part of generators/sets for electric motor and electric generating/sets of an output < 12.500 kVA	108.347	235.219	2.542.581	6.716.282
85041000	Ballasts for discharge lamps or tubes	12	44	525	2.462
85042111	Auto transformers with a power handling capacity ? 1 kVA and of a high side voltage of 110 kV or more	12.240	24.316	171.829	323.914
85042119	Oth instrument transformers with a power handling 1 kVA < capacity<=10 kVA and voltage of ? 110 kV	37	52	396	452
85042193	Oth Instrument transformers with a power handling capacity > 10 kVA and 66 kV<=voltage < 110 kV	150	150	6.210	6.210
85042199	Oth Instrument transformers with a power handling capacity ? 650 kVA	37.566	80.202	122.258	325.576
85042211	Auto transformers with a power handling capacity > 650 kV and voltage<=10.000 kV	-	576	-	59
85042219	Oth auto transformers with high side voltage ? 66 kV	2	28	25	58
85042292	Oth auto transformers with high side voltage ? 110 kV	34.788	71.139	736.993	1.561.264
85042299	Liquid dielect. transfmers,650kVA<power capacity<=10.000kVAunauto step-voltage regulators, voltage<66 kV	66.917	98.577	355.524	503.835
85042310	Liquid dielectric transformers,10.000 kVA<power capacity<=15.000 kVA	32.610	32.610	189.200	189.200
85042329	Liquid dielectric transformers, power capacity>30.000 kVA	282	348.855	10.015	3.001.707

Tabel 3 : Ekspor Indonesia menurut Komoditi (Kode HS 8 digit)

Februari 2022

Kode H S	Uraian golongan barang	Berat bersih (Kg)		Nilai F.O.B. (U S \$)	
		Bulan ini	Kumulatif	Bulan ini	Kumulatif
		(1)	(2)	(3)	(4)
85043111	Instrument potential transformers, power capacity<=1kVA,voltage >=110 kV	5.956	10.581	154.742	271.655
85043113	Instrument potential transformers, power capacity<=1kVA,1 kV>= voltage<66 kV	855	3.867	10.456	37.123
85043119	Instrument potential transformers, power capacity<=1kVA,voltage<1kVA	6.673	9.209	256.055	350.511
85043121	Instrument current transformer ring type,pwr capacity<=1kVA110 kV>= voltage< 220 kV	384	603	28.550	50.575
85043122	Instrument current transformer ring type,pwr capacity<=1kVAvoltage>= 220 kV	14	14	110	110
85043124	Instrument current transformers,power capacity<=1 kVA,1 kV>= voltage<66 kV	1.009	14.783	12.938	130.609
85043129	Instrument current transformers,power capacity<=1 kVA,voltage<1kV	-	45	-	1.099
85043140	Intermediate frequency transformers, power capacity<=1 kVA	31.404	59.652	396.432	779.564
85043193	Step up/down transformers; slide regulators, power capacity <=1.000 kVA	252	1.195	5.923	25.204
85043199	Transformers other than used with toys,scale/similar modelsnot matching&step up/down trans; power capacity<=1.000 kVA	34.970	108.107	682.591	1.710.519
85043219	Instrument not matching transformers (potential¤t),1.000 kVA<power capacity<=5.000 kVA	405	405	4.052	4.052
85043413	Other matching transformers, not explosion proof dry type,10.000 kVA<power capacity<=15.000 kVA, voltage>=66kV	7.260	7.260	114.125	114.125
85043424	Other matching transformers, not explosion proof dry type,power capacity>15.000 kVA, voltage>=66kV	30.612	91.429	472.582	1.451.330
85044011	Uninterruptible power supplies (UPS), automatic data processing machines & units thereof, telecomm. apparatus	730	6.067	56.054	159.589
85044019	Uninterruptible power supplies (UPS), not automatic data processing machines & units thereof, telecomm. apparatus	77.236	118.579	3.628.143	5.424.561
85044020	Battery chargers having a rating exceeding 100 kVA	1.898	7.227	634.783	1.894.926
85044030	Other rectifiers	4.149	7.892	311.344	563.782
85044040	Inverters	57.623	84.125	1.350.225	2.355.402
85044090	Static converters other than UPS,battery chargers,invertersrectifiers	557.546	1.137.988	19.368.735	42.622.292
85045010	Inductors for power supplies for automatic data processingmachines & units thereof, & telecommunications apparatus	149.241	293.756	5.752.567	11.577.993
85045020	Chip type fixed inductors	4.368	8.419	1.205.533	2.475.542
85045093	Inductors power capacity <= 2.500 kVA	800	1.840	64.761	177.094
85045094	Inductors, 2.500 kVA> power capacity <=10.000 kVA	922	1.182	22.001	27.772
85049010	Parts of ballasts for discharge lamps or tubes	0	1	630	661
85049020	Printed circuit assemblies for UPS/power supplies inductorsautomatic data processing machines & telecomm. apparatus	4	4	555	555
85049031	Radiator panels;flat tube radiator for distribution andpower transformers, power capacity <=10.000 kVA	-	90	-	2.971
85049039	Other radiator panels;flat tube radiator for distribution and power transformers, capacity <=10.000 kVA	1.043	3.549	200.212	527.853
85049041	Radiator panels;flat tube radiator for distribution andpower transformers, power capacity>10.000 kVA	5.223	6.023	55.806	67.211
85049090	Parts of; other than ballast,UPS,inductors,and transformers	76.521	117.208	3.691.690	6.269.016
85051100	Permanent magnets and articles intended to become permanentmagnets after magnetisation of metal	257.872	524.353	2.016.346	4.254.106
85051900	Permanent magnets and articles intended to become permanentmagnets after magnetisation of not metal	959	1.081	15.749	22.060
85052000	Electro-magnetic couplings, clutches and brakes	49	680	764	12.160
85059000	Magnets; electro-magnets, holding devices and parts n.e.c. in heading no. 8505	26.298	75.665	265.506	763.826

Tabel 3 : Ekspor Indonesia menurut Komoditi (Kode HS 8 digit)

Februari 2022

Kode H S	Uraian golongan barang	Berat bersih (Kg)		Nilai F.O.B. (U S \$)	
		Bulan ini	Kumulatif	Bulan ini	Kumulatif
(1)	(2)	(3)	(4)	(5)	(6)
85061010	Primary cells and primary batteries Manganese dioxidehaving an external volume <= 300 cm3	2.841.077	6.363.115	11.003.133	23.632.449
85061090	Primary cells and primary batteries Manganese dioxidehaving an external volume > 300 cm3	545	2.185	59.439	105.558
85063000	Primary cells and primary batteries Mercuric oxide	139	139	1.360	1.360
85064000	Primary cells and primary batteries Silver oxide	4.778	7.708	1.198.204	1.938.210
85065000	Primary cells and primary batteries Lithium	390.515	797.276	19.192.968	38.667.355
85066090	Primary cells and primary batteries Air-zinchaving an external volume > 300 cm3	642	2.112	1.244	3.475
85068010	Other primary cells and primary batteries zinc-carbon, having an external volume <= 300 cm3	749.022	1.948.993	3.557.506	8.475.393
85068091	Other primary cells and primary batteries not zinc-carbon, having an external volume <= 300 cm3	34.710	45.242	207.915	270.796
85068099	Other primary cells and primary batteries not zinc-carbon, having an external volume > 300 cm3	30.009	56.707	3.588.347	7.029.892
85069000	Parts of primary cells and primary batteries.	94.700	262.862	1.354.736	3.568.835
85071010	Lead-acid accumulators, of a kind used for starting piston engines of a kind used for aircraft	62	62	37	37
85071092	Lead-acid accumulators, used starting piston engines for not aircraft, voltage 6V/12V, capacity<=200AH, height<=13cm	2.685	3.998	997.292	1.006.059
85071095	Lead-acid accumulators, used starting piston engines for not aircraft, voltage 6V/12V, capacity<=200AH, 13cm<height<=23cm	188.557	577.163	473.638	1.511.397
85071096	Lead-acid accumulators, used starting piston engines for not aircraft, voltage 6V/12V, capacity<=200AH, height>23cm	1.080.470	2.642.015	2.708.182	6.577.908
85071097	Lead-acid accumulators, used starting piston engines for not aircraft, voltage 6V/12V, capacity>200AH, height<=13cm	8.386	16.755	51.242	100.555
85071098	Lead-acid accumulators, used starting piston engines for not aircraft, voltage 6V/12V, capacity>200AH, 13cm>height<=23cm	-	15	-	489
85071099	Lead-acid accumulators, used starting piston engines for not aircraft, voltage 6V/12V, capacity>200AH, height>23cm	2.501.665	5.065.442	7.505.537	14.961.530
85072010	Other lead-acid accumulators, of a kind used for starting piston engines of a kind used for aircraft	-	24	-	500
85072094	Oth lead-acid accumulators, used starting piston engines for not aircraft, voltage 6V/12V, capacity<=200AH, height<=13cm	56.918	177.073	154.236	438.582
85072095	Oth lead-acid accumulators, used starting piston engines for not aircraft, voltage 6V/12V, capacity<=200AH, 13cm<height<=23cm	92.004	377.980	227.140	933.000
85072099	Oth lead-acid accumulators, used starting piston engines for not aircraft, voltage 6V/12V, capacity>200AH, height>23cm	57	63	66	179
85073010	Nickel-cadmium accumulators of a kind used for aircraft	14	20	300	400
85073090	Nickel-cadmium accumulators of a kind used for not aircraft	124	1.039	258	3.275
85075090	Nickel-metal hydride accumulators of a kind used for not aircraft	322	1.812	30.509	46.598
85076010	Lithium-ion accumulators of a kind used for laptops including notebooks and subnotebooks	1.975	3.484	541.592	916.229
85076020	Lithium-ion accumulators of a kind used for aircraft	15	15	1.509	1.509
85076090	Lithium-ion accumulators of a kind used not for aircraft, laptops including notebooks and subnotebooks	4.548	51.486	449.728	495.263
85078020	Accumulators oth than lead-acid, nickel-cadmium, nickel-iron, nickel-metal hydride, lithium-ion for laptops/notebooks	73	11.188	3.591	80.136
85078090	Accumulators other than nickel-cadmium/iron/metal hydride, lead-acid, lithium-ion not for aircraft & laptops/notebooks	474.193	1.248.555	3.418.363	8.299.975
85079011	Plates of lead-acid accumulators for not aircraft	-	19	-	60
85079019	Accumulator plates of nickel-cadmium/iron/metal hydride, lithium-ion, etc for not aircraft	95.090	257.832	264.059	759.193
85079092	Battery separators, ready for use, of materials other than poly(vinyl chloride)	394.931	879.683	1.179.353	2.864.346

Tabel 3 : Ekspor Indonesia menurut Komoditi (Kode HS 8 digit)

Februari 2022

Kode H S	Uraian golongan barang	Berat bersih (Kg)		Nilai F.O.B. (U S \$)	
		Bulan ini	Kumulatif	Bulan ini	Kumulatif
		(1)	(2)	(3)	(4)
85079099	Accumulator parts of nickel-cadmium/iron/metal hydride,lithium-ion,etc for not aircraft, unplates	34.299	55.571	110.984	276.242
85081100	Vacuum cleaner self-contained electric motor, power<=1.5KWand dust bag or receptacle capacity<=20L	990.295	2.351.401	6.893.443	16.493.374
85081910	Vacuum cleaner self-contained electric motor, power>1.5KW &dust bag/receptacle capacity>20L for domestic use	47	185	892	2.858
85081990	Vacuum cleaner self-contained electric motor, power>1.5KW &dust bag/receptacle capacity>20L for not domestic use	10	30	25	75
85086000	Vacuum cleaner with out self-contained electric motor	17.084	17.881	154.640	155.745
85087010	Parts of vacuum cleaner with self-contained electric motorfor domestic use	3	35	11	32
85087090	Parts of vacuum cleaner with out self-containedelectric motor for not domestic use	3.743	5.506	40.386	59.016
85094000	Food grinders and mixers;fruit/vegetable juice extractorswith self-contained electric motor	27.935	104.747	120.852	493.195
85098090	Elect.mech.domestic oth than vacuum cleaner,floor polisher,grinder,mixer,juice extractor,kitchen waste disposers	135.808	251.781	11.097.666	20.043.212
85099010	Parts of floor polishers with self-contained electric motor	405	422	8.212	8.461
85099090	Parts of vacuum cleaner,grinder,mixer,juice extractor,kitchen waste disposers	29.873	30.763	1.296.586	1.337.781
85101000	Shavers with self-contained electric motor.	208.807	417.002	8.400.976	16.220.151
85102000	Hair clippers with self-contained electric motor.	223.338	471.724	7.298.565	15.311.737
85103000	Hair-removing appliances with self-contained electric motor	-	1	-	39
85109000	Parts of Shavers,hair clippers & hair-removing appliances,with self-contained electric motor.	77.273	206.553	2.808.305	6.382.144
85111010	Sparking plugs of a kind suitable for aircraft engines	6	6	6.200	6.200
85111020	Sparking plugs of a kind suitable for motor vehicle engines	15.055	28.827	314.042	597.676
85111090	Sparking plugs of a kind suitable for not motor vehicle andaircraft engines	81.391	180.484	1.887.257	4.887.744
85112021	Ignition magnetos, magneto-dynamos, magnetic flywheels ofa kind suitable for motor vehicle engines unassembled	8.768	10.873	132.935	171.616
85112029	Ignition magnetos, magneto-dynamos, magnetic flywheels ofa kind suitable for motor vehicle engines assembled	4.780	8.313	49.154	94.178
85112099	Ignition magnetos, magneto-dynamos, magnetic flywheels ofsuitable for not motor vehicle&aircraft engines assembled	3	3	19	19
85113041	Distributors, ignition coils of a kind suitablefor motor vehicle engines unassembled	109	478	6.230	27.049
85113049	Distributors, ignition coils of a kind suitablefor motor vehicle engines assembled	18.685	24.272	231.178	402.773
85113091	Distributors, ignition coils of a kind suitable for notmotor vehicle and aircraft engines unassembled	169	227	3.478	4.570
85113099	Distributors, ignition coils of a kind suitable for notmotor vehicle and aircraft engines assembled	983	2.959	22.009	55.248
85114010	Starter motors and dual purpose starter-generators ofa kind suitable for aircraft engines	-	17	-	100
85114021	Unassembled starter motors for engines of bus, go-kart, ATV, ambulance, sedan, motor-homes, van, dumper, truck, lorrie, &similar	-	10	-	374
85114029	Unassembled starter motors for other than bus, go-kart, ATV, ambulance, sedan, motor-homes, van, dumper, truck, lorrie, &similar	662	796	31.660	42.471
85114032	Assembled starters motor for engine ofvehicles of car transport person/goods	76.321	156.668	1.070.871	2.200.540
85114099	Other starter motor assembled	20.481	44.230	262.395	556.359
85115010	Other generator of a kind used foraircraft engines unassembled	72	270	200	500
85115021	Other generators unassembled for vehicleengine of car, transport & special car	-	14	-	595
85115029	Other unassembled alternators	329	459	1.218	1.517

Tabel 3 : Ekspor Indonesia menurut Komoditi (Kode HS 8 digit)

Februari 2022

Kode H S	Uraian golongan barang	Berat bersih (Kg)		Nilai F.O.B. (U S \$)	
		Bulan ini	Kumulatif	Bulan ini	Kumulatif
(1)	(2)	(3)	(4)	(5)	(6)
85115032	Assembled alternators for engine vehicle transportation for person/goods	56.324	126.606	656.933	1.346.476
85115091	Other generators for engine vehicle of transportat'n person/goods, spec. prpose	288	390	3.841	5.204
85115099	Other generators	8.361	20.315	94.987	209.255
85118020	Other equipment of electrical ignition a kind used for motor vehicle engine	706	1.286	30.614	55.016
85118090	Other equipment of electrical ignition	602	3.934	14.205	117.197
85119020	Parts of goods of elect ignition for use vehicle engine	129.559	259.100	1.418.747	2.742.182
85119090	Parts of goods of elect ignition for use not for aircraft or vehicle engine	38.486	86.375	383.640	876.889
85121000	Lighting or visual signalling equipment of a kind used on bicycles	-	49	-	760
85122020	Unassembled lighting/visual signaling equipment	34.542	71.010	503.441	1.090.878
85122091	Other lighting/visual signalling equip. for motorcycles	113.308	227.152	3.692.374	6.808.715
85122099	Other lighting/visual signalling equip.	72.087	147.132	1.070.688	2.569.196
85123010	Horns and serenes, assembled	243.193	555.621	2.630.700	6.107.430
85123020	Unassembled sound signalling equipment	933	3.257	127.656	431.679
85123091	Other sound signal equip. obstacle detect device for vehicles	1.099	2.109	115.961	218.033
85123099	Other sound signalling equipment	23.068	35.410	751.260	1.165.729
85124000	Windscreen wiper, defroster & demisters	132.129	273.437	1.632.015	3.424.791
85129010	Parts of goods of lighting or vis. light	2.921	10.472	12.253	64.749
85129020	Parts of goods of lighting, sound signal or windscreen wipers, defroster & demisters	694.518	1.273.598	7.987.327	15.065.907
85131090	Other portable electric lamps	76.131	183.304	835.285	2.041.027
85139010	Part of portable elect lamp of miner's helmet or quarrymen's lamp	-	3	-	3.300
85139030	Parts of flashlights reflectors; switch sliders of plastics	3	8	11	23
85139090	Oth part of portable elect lamp designed	5.559	5.779	7.949	9.584
85141000	Resistance heated furnaces and ovens	682	1.203	8.586	16.023
85142020	Electric furnaces or ovens for the mncrof printed circuit board/assembles	-	1.613	-	15.520
85142090	Oth furnaces/oven function by induction or dielectric loss	60	60	4.770	4.770
85144000	Heating equipment; for the heat treatment of materials by induction or dielectric loss, industrial or laboratory, other than furnaces and ovens	4.772	4.814	16.817	17.347
85149090	Other industrial/lab. elec. furnaces and ovens incl. by induction or dielect. loss	38	47	59	120
85151100	Soldering irons and guns	9	212	40	1.162
85151990	Other brazing/soldering machines and apparatus	2	2	150	150
85152900	Mach and app for resistance welding of metal, non-automatic	2	4.493	740	131.027
85153100	Mach and app for arc welding of metal, fully or partly automatic	123	130	8.276	8.306
85153910	AC arc welders, transformer type, non-automatic	2	1.212	10	26.725
85153990	Oth machine and apparatus for arc welding of metals, not automatic	295	295	138	138
85158090	Oth electric mach & app for hot spraying of metals/sintered metal carbides	43	58	9.035	10.345
85159010	Parts of AC arc welder, transformer type	1.081	1.709	18.953	24.847
85159020	Part of mach & app for soldering component on PCB/printed wiring boards	56	327	4.639	13.865
85159090	Oth electric machines & apparatus	1.896	26.451	433.113	776.506
85161011	Water dispenser fitted only with water heater, for domestic use	7.628	21.108	9.053	25.257
85161019	Water dispenser fitted only with water heater, oth than for domestic use	9.597	23.912	148.973	266.783
85161030	Electric immersion water heaters	-	15	-	131
85162100	Storage heating radiators	-	5	-	5
85162900	Heating apparatus; electric soil heating apparatus and space heating apparatus (excluding storage heating radiators)	20.989	28.418	240.449	318.278

Tabel 3 : Ekspor Indonesia menurut Komoditi (Kode HS 8 digit)

Februari 2022

Kode H S	Uraian golongan barang	Berat bersih (Kg)		Nilai F.O.B. (U S \$)	
		Bulan ini	Kumulatif	Bulan ini	Kumulatif
		(1)	(2)	(3)	(4)
85163100	Hair dryers	71	95	526	794
85163200	Hair-dressing apparatus; electro-thermic, other than hair dryers	144	1.900	658	1.587
85164010	Elect. smoothing irons of kind designed to use steam from the industrial boilers	-	4	-	29
85164090	Other electric smoothing irons	547.607	1.177.428	7.628.445	16.403.243
85165000	Microwave ovens	9.389	31.878	300.791	1.072.886
85166010	Rice cooker	31.803	37.330	147.380	159.759
85166090	Other ovens;cookers, cooking plates, boiling rings,	25.510	140.647	224.861	1.212.085
85167100	Coffee or tea makers	1.684.461	3.199.842	22.780.620	43.876.385
85167200	Toasters	2.264	2.356	174	690
85167910	Kettles , electro-thermic appliances	2.000	2.065	8	185
85167990	Other electro-thermic appliances	26.320	51.279	842.398	1.620.155
85168010	Electric heating resistor for type-founding or type-setting	-	30	-	1.210
85168030	Electric heating resistors for domestic appliances	-	2.768	-	1.160
85168090	Other electric heating resistors	331	669	29.320	36.167
85169021	Sealed hotplates for domestic appliances	20	20	539	539
85169029	Sealed hotplates for other than domestic appliances	510	612	64.261	64.795
85169090	Other part of goods of electric instantaneous	99.307	303.421	1.363.676	4.235.123
85171100	Line telephone sets with cordless handsets	28.191	68.955	691.118	1.951.198
85171200	Telephones for cellular networks or for other wireless	63.368	99.278	23.836.659	42.554.700
85171800	Telephone sets n.e.c. in item no. 8517.1	8.985	12.500	1.937.207	2.652.024
85176100	Base stations, apparatus for communication in a wired or	-	68	-	1.713
85176210	Radio transmitters and radio receivers of a kind used for	2.496	5.654	70.590	142.272
85176221	Control and adaptor units, including gateways and routers	496.633	802.726	44.284.030	71.710.573
85176229	Other units of automatic data processing machines other	15.963	29.963	4.550.132	8.368.444
85176230	Aparatus pemindah saluran teleponi atau telegrafi	8	41	322	22.919
85176241	Modems including cable modems and modem cards	365.696	595.516	36.612.348	58.482.120
85176242	Concentrators or multiplexers apparatus for carrier-current	-	117	-	28.600
85176249	Other apparatus for carrier-current line systems or	22.559	32.729	4.343.084	7.469.214
85176251	Wireless LANs	105	3.919	734.929	1.379.569
85176252	Transmission and reception apparatus of a kind used for	1	1	10	10
85176253	Other transmission apparatus for radio-telephony or	1	4	150	1.047
85176259	Other transmission apparatus incorporating reception	2.634	5.181	448.585	751.082
85176261	Other transmission apparatus for radio-telephony or	40	40	2.176	2.176
85176269	Other transmission apparatus for other than radio-telephony	715	3.684	98.813	700.470
85176291	Portable receivers for calling, alerting or paging	9	172	589	27.021
85176292	Portable receivers for calling, including pagers	-	12	-	5.304
85176299	Other portable receivers for calling, alerting or paging	51.443	145.569	8.095.597	21.253.764
85176900	Communication apparatus excl telp sets/base stations; machines for transmission/reception of voice, images/oth data incl wired/wireless networks, n.e.c. in item no. 8517.6	11.841	19.034	2.643.481	4.521.499
85177010	Part of control and adaptor units including gateways,	12.381	36.831	2.385.681	5.603.340
85177021	Part of transmission apparatus, portable receivers for	987	23.764	215.248	658.803
85177029	Oth part of transmission apparatus, portable receivers for	3.978	7.576	423.409	890.204
85177031	Part of other printed circuit boards, assembled	466	6.824	152.709	899.150
85177039	Part of other printed circuit boards, assembled	442	709	176.790	286.604
85177040	Part of Aerials or antennae of a kind used with apparatus	519	530	31.670	32.151
85177091	Part of other apparatus for transmission/reception of voice	-	488	-	23.546
85177099	Other part of other apparatus for transmission/reception of	33.672	60.771	1.452.159	4.620.813
85181011	Microphones frequency range of 300 Hz-3,400 Hz,diameter	82	103	4.048	4.696
85181019	Other microphones, whether or not with their stands	4.150	6.554	125.019	205.574
85181090	other microphones and stands therefor	320	606	12.005	26.481
85182110	Box speaker type, single loudspeakers, mounted in	371.918	661.797	3.432.367	6.195.742
85182190	Other single loudspeakers, mounted in their enclosures	121.881	215.808	669.505	1.323.703
85182210	Box speaker type, multiple loudspeakers, mounted in	461.431	957.329	4.959.546	10.608.330
85182290	Other multiple loudspeakers, mounted in the same enclosure	26.204	65.370	301.978	688.436
85182920	Loudspeakers, without enclosure, frequency range of	33.029	60.785	513.672	938.513
85182990	Loudspeakers, whether or not mounted in their	1.060.075	1.942.251	7.023.254	13.495.841
85183010	Headphone	15.197	15.265	325.163	327.250
85183020	Earphone	7.485	11.777	784.936	880.640

Tabel 3 : Ekspor Indonesia menurut Komoditi (Kode HS 8 digit)

Februari 2022

Kode H S	Uraian golongan barang	Berat bersih (Kg)		Nilai F.O.B. (U S \$)	
		Bulan ini	Kumulatif	Bulan ini	Kumulatif
(1)	(2)	(3)	(4)	(5)	(6)
85183040	Line telephone handsets	50.005	95.490	1.942.536	3.791.932
85183059	Other combined microphone/speaker sets	2	10	42	1.833
85183090	Other headphones & earphones, combine or not w/ microphone	96	1.463	12.103	53.313
85184020	Audio-frequency electric amplifiers used as repeaters	16.340	26.383	757.137	1.292.865
85184030	Audio-frequency electric amplifiers used as repeaters	1	1	6	6
85184090	Other audio-frequency electric amplifiers used as repeater	166.122	371.074	2.217.756	3.972.810
85185010	Electric sound amplifier sets	56.150	93.971	734.165	1.243.197
85185020	Other electric sound amplifier sets with loudspeakers,	268	295	10.703	11.946
85185090	Other electric sound amplifier sets with other power rating	10.177	22.073	418.974	1.055.524
85189010	Part of goods of subheading 8518.10.11, 8518.29.20,	15	25	669	1.212
85189020	Part of goods of subheading 8518.40.40	149	426	123.273	216.703
85189030	Part of goods of subheading 8518.21 or 8518.22	2.448	13.106	87.735	277.016
85189040	Part of goods of subheading 8518.29.90	-	1	-	4
85189090	Part of goods of other subheading 8518	13.503	51.792	471.773	1.718.229
85192010	Coins, tokens or disc operated record players	7	29	74	502
85192090	Other apparatus operated by coins, banknotes, bank cards,	5	12	69	594
85193000	Turntables (record-decks)	1	1	150	150
85198130	Compact disc players	285	295	7.627	7.727
85198149	Other transcribing machine	185	271	15.635	25.444
85198179	Other sound reproducing apparatus, cassette type for other than cinematography or broadcasting	1	1	4	4
85198990	Other app using magnetic, optical or semiconductor media for other than cinematography or broadcasting	37	72	456	795
85211090	Magnetic tape-type video recording or reproducing apparatus for other than cinematography or television broadcasting	17	60	330	970
85219019	Laser disc players of other than cinematography or television broadcasting	7.440	16.001	390.181	684.516
85219099	Video recording / reproduce app oth than magnetic tape-type for other than cinematography or television broadcasting	63	82	1.608	2.788
85221000	Pick-up cartridges	24.361	44.284	876.546	1.358.844
85229030	PCB assemblies for cinematographic soundrecorders or reproducers	-	1.256	-	65.791
85229040	Audio/video tapedecks and compact disc mechanisms	8.586	24.648	29.352	374.763
85229050	Audio/video reproduction heads, magnetic type; magnetic erasing heads and rods	140	186	7.947	9.935
85229091	Oth parts&accessories of cinematographic sound recorders/reproducers	34.018	45.893	15.120.780	20.718.802
85229092	Oth parts of telephone answering machine	653	1.033	4.740	7.054
85229093	Oth parts&accessories for sound/audiorecording/reproducing (magnetic/optical)	1	1	13	13
85229099	Oth parts&accessories for other sound or audio recording/reproducing	2.634	3.493	5.502	29.019
85232110	Magnetic media card, incorporating a magnetic stripe; unrecorded	51	108	1.256	2.566
85232190	Magnetic media card, incorporating a magnetic stripe; recorded	30	136	1.499	10.318
85232911	Magnetic computer tapes, width <= 4mm; unrecorded	-	0	-	26
85232919	Other magnetic tapes, width <= 4mm; unrecorded	15.219	16.967	120.526	151.421
85232929	Magnetic tapes (oth than video tapes) width <= 4mm; recorded	8	14	1.673	1.840
85232931	Magnetic computer tapes, 4mm < width <= 6,5mm; unrecorded	2	2	61	61
85232939	Other magnetic tapes, 4mm < width <= 6,5mm; unrecorded	-	1	-	20
85232949	Oth magnetic computer tapes, 4mm < width <= 6,5mm; unrecorded	3	6	162	439
85232969	Oth magnetic tapes, width > 6,5mm; recorded, for other purposes	-	1	-	2.930
85232971	Computer hard disc and diskette; unrecorded	46	168	53.386	58.318
85232979	Other magnetic discs; unrecorded	61	73	467	1.099

Tabel 3 : Ekspor Indonesia menurut Komoditi (Kode HS 8 digit)

Februari 2022

Kode H S	Uraian golongan barang	Berat bersih (Kg)		Nilai F.O.B. (U S \$)	
		Bulan ini	Kumulatif	Bulan ini	Kumulatif
		(1)	(2)	(3)	(4)
85232981	Magnetic disc for reproducing phenomenonot sound/image for computer;recorded	7	19	131	893
85232982	Magnetic disc for reproducing phenomenonot sound/image for other;recorded	4	4	300	300
85232983	Oth magnetic disc reproducing represent.by means of an auto. data process. mach	8	8	803	803
85232989	Other magnetic disc for other purposes	2	2	15	15
85232991	Magnetic media oth than disc forcomputer use;unrecorded	-	200	-	1.575
85232993	Magnetic media oth than disc forcomputer use;recorded	17	17	223	223
85232995	Oth magnetic media reprod. sound/imageproprietary format storag media;not disc	-	1	-	131
85232999	Other magnetic media (not disc)	19	25	285	402
85234110	Optical media, unrecorded, forcomputer use	9	10	2.212	2.371
85234190	Optical media, unrecorded, forother use	214	270	2.655	4.536
85234913	Other kind of disc; sound only	22	79	1.949	5.391
85234914	Disc for laser reading system for repro.represent. of instruct,data,sound,etc	20	61	808	2.250
85234915	Laser discs cont. cinematographic movies oth thannewsreels, travelogues,technical, scientific&oth doc. movies	-	0	-	3
85234919	Cinematographic film oth than newsreel,travelogues,and oth doc. films;optical	-	1	-	1
85234999	Oth disc for laser reading systems	7	29	80	14.133
85235111	Solid-state non-volatile storage devicessuitable for computer use;unrecorded	32	57	38.334	44.941
85235119	Solid-state non-volatile storage devicesfor other use;unrecorded	18	41	532	2.614
85235121	Solid-state non-volatile storage devicessuitable for computer use;recorded	4	4	2.672	2.672
85235130	Solid-state non-volatile storage devicesfor repro. data,sound/image,etc	7	16	100	200
85235199	Semi conductors of a kind suitable for other purpose	30	37	4.599	6.420
85235200	Smart cards	25.728	34.945	1.428.129	2.101.963
85235910	Proximity cards and tags;semiconductor	12	3.754	950	6.742
85235929	Oth semiconductor media,unrecorded,for other use	1	1	10	10
85235930	Oth semiconductor media,recordedreproducing phenomena not sound/image	2	4	177	271
85235990	Other semiconductor media	5	110	123	2.357
85238040	Gramophone records;storage device	9	26	104	385
85238051	Oth solid-state non-volatil storage dev.;unrecorded,for computer use	245	277	19.708	21.800
85238059	Oth solid-state non-volatil storage dev.;unrecorded,for other use	2	2	4	4
85238091	Oth solid-state non-volatil storage dev.;recorded,reprod. not sound/image	-	164	-	230
85238092	Oth solid-state non-volatil storage dev.;recorded,reproducing others	6	16	281	806
85238099	Other solid-state non-volatilestorage device	53	89	2.694	7.350
85255000	Transmission apparatus	5	26	84	7.584
85256000	Transmission apparatus incorporatingreception apparatus	141	349	5.712	75.594
85258010	Web cameras	13.151	24.738	2.588.359	5.797.663
85258031	Video camera recorders,used inbroadcasting	54	370	57.903	206.866
85258039	Video camera recorders,used inother purposes	12.717	26.526	600.623	1.314.163
85258040	Television cameras	31	80	2.072	34.779
85258051	Digital single lens reflex (DSLR)	-	14	-	6.494
85258059	Digital camera other than DSLR	14.856	27.448	3.829.016	7.139.834
85261010	Radar app.,ground based,use in civilaircraft,used solely on sea-going vessel	14	1.225	1.620	33.842
85261090	Other radar apparatus	6	3.714	780	70.124
85269110	Radio navigational aid app.,use in civilaircraft,used solely on sea-going vessel	34	209	5.994	28.975
85269190	Other radio navigational aid apparatus	115.731	181.472	9.692.809	15.292.814

Tabel 3 : Ekspor Indonesia menurut Komoditi (Kode HS 8 digit)

Februari 2022

Kode H S	Uraian golongan barang	Berat bersih (Kg)		Nilai F.O.B. (U S \$)	
		Bulan ini	Kumulatif	Bulan ini	Kumulatif
(1)	(2)	(3)	(4)	(5)	(6)
85269200	Radio remote control apparatus	7.400	7.722	204.057	227.787
85271200	Pocket-size radio cassette-players	21.451	44.519	594.183	1.102.798
85271310	Apparatus radio-broadcasting combined with sound recording/reproducing, portable	961	1.231	14.134	18.121
85271920	Apparatus radio-broadcasting combined without sound recording/reproducing, portable	47.192	105.461	756.130	1.673.058
85271990	Apparatus radio-broadcasting combined without sound recording/reproducing, not portable	457	457	1.247	1.247
85272100	Radio-broadcast receiver,use ext sourcepower combined with sound record app	120.400	214.395	5.042.523	8.975.454
85272900	Radio-broadcast receiver,use ext sourcepower not combined with sound record app	50.725	83.796	2.459.752	4.101.658
85279190	Oth radio-broadcast receiver,ext sourcepower comb. w/ sound record;not portable	114	3.834	6.028	28.828
85279920	Oth radio-broadcast receiv not capable,w/o ext sourcepower,uncombined with sound record&clock,mains operated	6	6	435	435
85279990	Oth radio-broadcast receiv not capable,w/o ext sourcepower,uncombined with sound record&clock,not mains operated	-	2	-	146
85284200	Cathode-ray tube monitors,capable of directly connencting&dessign. use automatic data processing machine of head 84.71	-	7	-	173
85284910	Color cathode-ray tube monitors,capable of directlyuse automatic data processing machine of head 84.71	478	1.777	19.001	64.381
85284920	Monochrome cathode-ray tube monitors,capable of directlyuse automatic data processing machine of head 84.71	5	12	91	2.171
85285200	Monitors; other than cathode-ray tube; capable of directly connecting to and designed for use with an automatic data processing machine of heading 84.71	39.363	81.380	1.722.855	3.384.094
85285910	Oth color monitors,capable of directly connencting&designeduse automatic data processing machine of head 84.71	203.238	485.321	8.579.620	20.703.519
85285920	Oth monochrome monitors,capable of directly connec.&desig,use automatic data processing machine of head 84.71	40	91	1.291	2.382
85286200	Projector,capable of directly connencting&designeduse automatic data processing machine of head 84.71	23	43	3.332	3.507
85286990	Other projector,having the capability of projecting onto a screen diagonally measuring less 300 inches	1.310	1.443	33.671	34.862
85287111	Reception appratus for television,set top box which have a communication function,mains operated	164.429	269.440	9.751.521	15.737.215
85287119	Reception appratus for television,set top box which have a communication function,not mains operated	27.142	54.880	3.968.779	7.904.628
85287191	Reception appratus for television,oth set top box which have a communication function,mains operated	10.575	92.430	414.720	3.567.578
85287199	Reception appratus for television,oth set top box which have a communication function,not mains operated	1.088	1.159	4.805	20.599
85287292	LCD,LED and other flat panel display type	3.621.829	7.752.708	99.308.747	212.036.527
85287299	Oth reception for TV,colour, not battery operated	400	4.759	25.363	157.585
85287300	Reception apparatus for tv, wth or not incorporating radio-broadcast receivers/sound/video recording/reproducing apparatus; incorporating a monochrome video display	2.271	2.489	9.580	34.966
85291021	Parabolic aerial reflector dishes for TV reception	349	991	572	1.717
85291029	Oth parabolic aerial reflector dish for TV reception	1.685	5.567	252.607	517.352
85291030	Telescopic, rabbit & dipole antennae for TV,or radio receivers	163.179	243.028	1.410.839	2.235.890
85291040	Aerial filters and separators	10	11	122	158
85291092	Oth aerials&aerial reflectors,used with transmission app. for radio-broadcast/TV	15.871	15.872	130.367	130.461

Tabel 3 : Ekspor Indonesia menurut Komoditi (Kode HS 8 digit)

Februari 2022

Kode H S	Uraian golongan barang	Berat bersih (Kg)		Nilai F.O.B. (U S \$)	
		Bulan ini	Kumulatif	Bulan ini	Kumulatif
		(1)	(2)	(3)	(4)
85291099	Oth aerials&aerials reflector,used with transmission app. for oth purposes	278	11.557	44.854	121.546
85299020	Part of decoder for use with transmission apparatus	1.808	4.571	68.942	171.866
85299040	Part of digital cameras/video camera recorders for use with transmission apparatus	284	2.735	77.093	248.521
85299051	Oth printed circuit board; assembled,for transmission apparatus	-	4.091	-	112
85299052	Oth printed circuit board; assembled,for radio-broadcast receiver	32.185	70.675	1.372.832	3.702.533
85299053	Oth printed circuit board; assembled,for flat panel display monitor/projector	56.820	113.057	4.294.913	7.694.003
85299054	Oth printed circuit board; assembled,for TV receivers	42	358	3.871	40.836
85299055	Oth printed circuit board; assembled,for other monitor/projector	-	0	-	1
85299059	Oth printed circuit board; assembled,for other monitor and projectors	950	2.768	798.070	1.040.201
85299091	Oth printed circuit board;not assembled,for television receivers	78.328	140.623	3.764.032	6.448.850
85299094	Oth printed circuit board;not assembled,for flat panel display	1.183.512	2.070.443	28.986.690	52.130.692
85299099	Oth printed circuit board;not assembled,for othermonitor and projectors	57.081	100.485	488.052	852.186
85308000	Electrical signaling, safety/traffic control for roads,inland waterways,parking facility,port install./airfields	31	31	68	68
85311010	Burglar alarms	23.915	49.165	3.611.936	6.572.224
85311020	Fire alarms	3	3	2.998	2.998
85311030	Smoke alarms;portable personal alarm(shrill alarm)	15	21	1.933	2.992
85311090	Other alarms and similar apparatus	55.688	105.864	1.965.780	4.065.202
85312000	Indicator panel incorporating LCD/LED	526.771	1.259.749	10.594.814	26.811.234
85318010	Electronic bells and other sound signalling apparatus	5.331	9.989	390.208	593.428
85318029	Flat panel displays other than vacuum fluorescent	336	404	9.883	13.100
85318090	Other electric sound/visual signalling apparatus	56.963	115.153	1.251.439	2.529.739
85319030	Part of other bells/sound signalling apparatus	5	5	165	165
85319090	Part of other electric sound or visual signalling apparatus	10.780	21.214	195.446	377.873
85322100	Tantalum	18.221	38.438	16.048.968	34.582.080
85322200	Aluminium electrolytic	813.405	1.666.296	19.333.960	39.733.120
85322300	Ceramic dielectric,single layer	63.317	127.171	1.199.958	2.371.653
85322400	Ceramic dielectric,multi layer	2.446	2.746	6.269	13.060
85322500	Dielectric of paper or plastic	6.100	9.734	394.718	589.184
85322900	Electrical capacitors; fixed, n.e.c. in heading no. 8532	82.582	177.381	17.994.494	33.530.042
85323000	Variable/adjustable (pre-set) capacitors	283	510	3.631	5.704
85329000	Parts of fixed electrical capasitor	4	5	15	165
85331010	Fixed carbon resistors, composition/film type; surface mounted	24.410	44.703	215.698	361.050
85331090	Fixed carbon resistors, composition/film type; not surface mounted	89	122	9.146	11.184
85332100	Electrical resistors; fixed, for a power handling capacity not exceeding 20W (including rheostats and potentiometers but excluding heating resistors and carbon resistors)	254.029	516.518	8.649.605	19.361.036
85332900	Electrical resistors; fixed, for a power handling capacity exceeding 20W (including rheostats and potentiometers but excluding heating resistors and carbon resistors)	32.239	70.288	1.162.437	2.420.013
85333100	Wirewound variable resistors, rheostats & potentiometersfor a power handling capacity <= 20W	1	7	138	601
85333900	Wirewound variable resistors, rheostats & potentiometersfor a power handling capacity > 20W	10	14	715	1.207
85334000	Electrical resistors; variable, including rheostats and potentiometers (excluding heating)	69.558	137.142	1.683.705	3.296.411
85339000	Parts of fixed resistors	326	969	149.906	317.725
85340010	Printed circuits, single-sided	127.594	240.733	2.573.491	4.543.756
85340020	Printed circuits, double-sided	430	1.078	631.290	1.202.591
85340030	Printed circuits, multi-layer	1.588	1.612	134.191	151.656

Tabel 3 : Ekspor Indonesia menurut Komoditi (Kode HS 8 digit)

Februari 2022

Kode H S	Uraian golongan barang	Berat bersih (Kg)		Nilai F.O.B. (U S \$)	
		Bulan ini	Kumulatif	Bulan ini	Kumulatif
(1)	(2)	(3)	(4)	(5)	(6)
85340090	Other printed circuits	7.503	14.663	1.251.083	2.299.037
85351000	Fuses, for a voltage > 1000V	1.360	1.405	19.192	21.955
85352110	Automatic circuit breakers for a voltage< 72,5 kV; moulded case type	-	34	-	1.523
85352190	Automatic circuit breakers for a voltage< 72,5 kV; other circuit breaker	238	263	28.021	28.505
85352990	Automatic circuit breakers for a voltage>= 72,5 kVother circuit breaker	-	12	-	233
85353019	Disconnecter having a voltage >= 36 kV	330	488	3.633	7.882
85353090	Isolating switch & make-and-break switches for a voltage of < 66 kV	27	2.967	208	111.052
85354000	Lightning arresters,voltage limiters and surge suppressors	1.216	3.119	161.931	423.434
85359010	Bushing and tap changer assemblies for electricity distribution/power transformers	1.037	2.151	28.335	63.633
85359090	Oth bushing,tap changer assembl and switches starting for electricity	41.459	216.230	288.460	2.200.746
85361011	Thermal fuses glass type: suitable for use in electric fans	-	80	-	235
85361012	Thermal fuses glass type: other, for a current of < 16 A	682	1.579	25.533	60.405
85361013	Thermal fuses glass type: fuse blocks, of a kind used formotor vehicles	317	2.942	15.316	53.089
85361019	Oth thermal fuses glass type	18.061	36.258	1.153.449	2.199.955
85361092	Oth thermal fuses, other, for a current of < 16 A	69	69	353	363
85361093	Oth thermal fuses, fuse blocks, of a kind used formotor vehicles	372	532	11.345	16.222
85361099	Other fuses n.e.c. in heading 85.36	857	1.767	33.902	65.212
85362011	Automatic circuit breakers; moulded case, for a current,of less than 16 A	1	13	59	296
85362012	Automatic circuit breakers; moulded case, for a current,>=16A but <=32A	4	38	68	1.831
85362013	Automatic circuit breakers; moulded case, for a current,>32A but <=1000A	2.166	3.544	21.646	36.487
85362019	Automatic circuit breakers; moulded case, for a current,>1000A	28.131	49.060	920.676	1.962.502
85362020	Automatic circuit breakers, kind incorporated into electrothermic domestic appliances of heading 85.16	52	52	1.988	1.988
85362099	Automatic circuit breakers, kind incorporated into electrothermic domestic appliance, other of a current >= 16A	14	463	509	2.284
85363010	Lightning arresters for protecting electrical circuits	-	3	-	26
85363090	Oth apparatus for protecting electrical circuits	109.229	216.269	1.631.300	3.597.629
85364110	Digital relays,voltage <= 60V	14.690	25.713	320.848	591.646
85364140	Oth relays,voltage <= 60V,a current <16A	34.160	79.374	1.014.185	2.383.433
85364191	Semiconductor/electro-magnetic relays <=28 V	98.201	187.111	3.551.634	6.610.494
85364199	Semiconductor/electro-magnetic relays >28 V	47.793	107.650	1.700.025	3.531.791
85364910	Digital relays,voltage > 60V	1.711	7.959	94.249	164.765
85364990	Other digital relays,voltage > 60V	365.176	723.094	8.127.368	16.045.478
85365020	Over-current and residual-current,automatic switches	43.406	82.807	870.811	1.732.903
85365033	High inrush switch,of a rated current carrying capacity<16A	540	923	164.397	332.718
85365039	Other high inrush switches and commutators for stoves and ranges	567	1.188	23.704	52.048
85365051	Electronic AC switch,voltage<=1000V, for a current < 16A	550	700	10.962	13.932
85365059	Electronic AC switch,voltage<=1000V, for a current >= 16A	1	242	30	9.696
85365061	Make&break switch used in domestic electrical wiring,<=500V,for a current < 16A	84.883	170.281	2.648.698	5.458.252
85365069	Make&break switch used in domestic electrical wiring,<=500Vfor a current >= 16A	311	335	935	1.509
85365095	Oth make&break switch,>500V,change-over switches; for starting elec.motors/fuse switches	189	262	13.594	20.516
85365099	Other make&break switch,>500V	244.340	467.924	10.641.252	21.524.360
85366191	Lamp holder used for oth lamps,a current< 16A	216	216	16.344	16.344
85366199	Lamp holder used for oth lamps,a current>= 16A	1	10	25	117
85366911	Telephone plugs for a current < 16A	1.470	1.470	43.870	44.629
85366919	Telephone plugs for a current >= 16A	21.522	31.650	663.364	954.998

Tabel 3 : Ekspor Indonesia menurut Komoditi (Kode HS 8 digit)

Februari 2022

Kode H S	Uraian golongan barang	Berat bersih (Kg)		Nilai F.O.B. (U S \$)	
		Bulan ini	Kumulatif	Bulan ini	Kumulatif
		(1)	(2)	(3)	(4)
85366929	Audio/video & cathode ray tube socket for TV or radioreceiver,a current > 16A	66	539	5.337	26.722
85366932	Socket&plug for co-axial cable&printed circuits,for a current < 16A	291	350	32.838	53.940
85366939	Socket&plug for co-axial cable&printed circuits,for a current >= 16A	214	2.652	12.872	27.228
85366992	Oth Socket&plug for co-axial cable&printed circuits,for a current < 16A	718	1.165	3.757	9.820
85366999	Oth Socket&plug for co-axial cable&printed circuits,for a current >= 16A	75.637	114.769	2.439.739	3.828.870
85367010	Connector for optical fibres,optical fibres bundles or cables;ceramics	925	1.880	25.709	61.659
85367020	Connector for optical fibres,optical fibres bundles or cables;copper	-	500	-	222
85367090	Oth connector for optical fibres,optical fibres bundles or cables	7.230	12.428	785.824	1.680.381
85369012	Connection&contact elements for wires & cables;wafer probers;current < 16A	959	973	151.843	154.838
85369019	Connection&contact elements for wires & cables;wafer probers;current >= 16A	19.413	33.401	1.131.356	2.112.475
85369029	Junction boxes,for a current >= 16A	12.071	23.728	790.518	1.133.110
85369032	Cable connector,connector/adaptor for co-axial cable,commutator,current<16A	21.627	46.578	2.444.070	5.094.806
85369039	Cable connector,connector/adaptor for co-axial cable,commutator,current>=16A	250.770	529.892	5.800.067	12.408.342
85369094	Other cable connector,for a current < 16A	6.921	13.196	194.769	374.265
85369099	Other cable connector,for a current >= 16A	163.385	349.917	7.633.920	14.950.871
85371011	Control panel use in distributed controlsystem;voltage<1000V	7.387	16.101	460.878	651.864
85371012	Control panel fitted with a programmable processor;voltage<1000V	16	47	1.875	4.331
85371013	Control panel for AC,refrigerator,washing mach.,vacuum cleaner,mixer,water heater	689	1.711	80.329	129.913
85371019	Other control panel	12.203	25.886	965.223	1.670.127
85371020	Distribution board (incl back panels & back planes) used with auto data process. mach.,telp sets,transmiss. app.	459	469	17.862	23.012
85371030	Programmable logic controllers for auto-mach for transport handling&storages of dies for semiconductor device	39	67	11.319	15.236
85371091	Switchboard & control panels: used in radio equipment or electric fans	2.122	2.793	125.821	168.683
85371092	Switchboard & control panels: use in distributed control systems	1.263	1.940	469.616	1.048.250
85371099	Switchboard & control panels: use for other purposes	410.738	769.241	13.640.994	26.738.518
85372019	Switchboards incorporating electrical instruments forbreaking, connecting/protecting electrical circuit < 66 kV	12.200	12.200	682.229	682.229
85372090	Oth board for electrical control for voltage< 1000 volt	163.952	523.835	3.489.570	9.452.873
85381019	Other part of programable logic controller used in radioequipment,vaoltage <=1000V	872	2.759	46.767	71.776
85381029	Other part of programable logic controller used in radioequipment,vaoltage >1000V	122	411	9.800	52.792
85389011	Part including printed circuit assmbles of telp plug;connect&contact element, wire & cable, voltage <=1000V	665	9.409	45.935	168.917
85389012	Part of switch,socket&plug for coaxial cable, etc oth apparatus,voltage <=1000V	42.829	84.597	1.328.201	2.367.302
85389013	Part of distribution boards,voltage <=1000V	23.215	62.983	2.401.720	5.282.399
85389019	Oth part of electric switch,socket&plug, voltage<= 1000V	82.676	168.544	5.689.671	11.038.229
85389020	Oth part including printed circuit assmbles of telp plug;connect&contact; voltage>1000V	7.503	15.981	278.254	530.418
85391010	Sealed beam lamp units for motor vehicles	4.119	7.586	77.293	150.617
85391090	Sealed beam lamp units for others	433	1.146	20.843	41.048
85392120	Tungsten halogen used in medical equipment	4.490	4.490	6.043	6.043

Tabel 3 : Ekspor Indonesia menurut Komoditi (Kode HS 8 digit)

Februari 2022

Kode H S	Uraian golongan barang	Berat bersih (Kg)		Nilai F.O.B. (U S \$)	
		Bulan ini	Kumulatif	Bulan ini	Kumulatif
(1)	(2)	(3)	(4)	(5)	(6)
85392130	Tungsten halogen used for motor vehicles	490	510	35.129	36.517
85392140	Other reflector lamp bulbs of tungsten halogen	1.292	1.292	18.832	18.832
85392190	Other tungsten halogen	29	75	480	904
85392232	Other reflector lamp bulbs,used in decorative illumination,power > 60 W	-	5	-	30
85392233	Other reflector lamp bulbs,for domestic lighting,power<=200W & voltage>100V	687	868	510	1.407
85392239	Other reflector lamp bulbs, power<=200W & voltage>100V	96	471	636	5.698
85392293	Oth filament lamp,excl ultra-violet/infra-red halogen,power<=200W&>100V,for domestic lighting	2	23	6	401
85392299	Oth filament lamp,excl ultra-violet/infra-red halogen,power<=200W&>100V	164	258	28.243	34.169
85392919	Operation theatre lamps, not used in medical equipment	40	50	313	338
85392920	Oth filament lamp,excl ultra-violet/infra-red, use motorvehicles	10.181	24.756	106.076	265.864
85392930	Oth filament lamp,excl ultra-violet/infra-red, for otherreflector lamp bulbs	306	424	5.654	6.521
85392941	Flashlight bulbs:miniature indicator bulbs, rated up to 2.25V, suitable for medical equipment	67	121	1.864	4.755
85392949	Other flashlight bulbs:miniature indicator bulbs, rated up to 2.25V	1	9	13	48
85392960	Oth filament lamps,exc tungsten halogen,oth have capacity, <=200W and voltage <=100V	324	356	2.994	3.123
85392990	Oth filament lamps,exc tungsten halogen,oth have capacity, >300W	170	782	1.924	3.675
85393120	Straight tubes for oth fluorescent lamps,hot cathode, excl UV lamps	-	68	-	273
85393130	Compact fluorescent lamps with built-in ballasthot cathode, excl UV lamps	-	12	-	364
85393190	Oth fluorescent,hot cathode, discharge lamps, excl UV lamps	19.060	19.129	52.255	54.187
85393990	Other discharge lamps, other than UV lamps, cold cathode types	1.337	3.092	118.987	207.850
85394100	Arc lamps	4.457	11.585	2.953.562	6.058.888
85394900	Ultra-violet/infra-red lamps	5.576	10.927	42.312	120.255
85395000	Light-emitting diode (LED) lamps	5.078	12.241	101.229	291.167
85399010	Aluminium end cap for fluoreesc lamp; aluminium screw caps for incandescent lamps	-	24	-	10.560
85399020	Parts of aluminium end for fluorescen lapmps; of kind used for motor vehicles	2.527	3.110	20.286	25.221
85399090	Oth parts of aluminium end for fluorescen lapmps; of kind used for motor vehicles	814	1.389	24.736	68.336
85407900	Microwawe tubes, not magnetrons, excl grid-controlled tubes	-	1	-	280
85408100	Receiver/amplifier valves and tubes	1	1	300	300
85409990	Other parts of thermionic,cold cathode orphoto-cathode,valves and tubes	16	52	988	2.873
85411000	Diodes, other than photosensitive/light emitting diodes	2.830	4.188	1.557.532	2.440.584
85412100	Transistor oth than photosensitive with a dissipation rate of <1 W	1.661	3.072	101.751	139.121
85412900	Transistor oth than photosensitive with a dissipation rate of >=1 W	1.800	3.150	357.440	915.613
85413000	Thyristors,diacs and triacs,other photosesintive devices	-	6	-	236
85414010	Light emitting diodes	2.122	10.580	1.163.298	4.711.077
85414021	Photovoltaic cells, not assembled	1	1	31	80
85414022	Photovoltaic cells, assembled in modulesor made up into panels	1.266.269	2.742.465	7.000.880	14.494.250
85414029	Oth photocells, including photodiodes & phototransistors	2.853	84.667	2.544	408.526
85414090	Oth photosensitive semiconductor devices	18.994	107.745	1.623.144	3.821.349
85415000	Electrical apparatus; photosensitive semiconductor devices n.e.c. in heading no. 8541, incl. photovoltaic cells, whether / not assembled in modules or made up into panels	357	761	2.062.976	4.589.278
85416000	Mounted piezo-electric crystals	2.604	5.306	4.173.959	8.954.105

Tabel 3 : Ekspor Indonesia menurut Komoditi (Kode HS 8 digit)

Februari 2022

Kode H S	Uraian golongan barang	Berat bersih (Kg)		Nilai F.O.B. (U S \$)	
		Bulan ini	Kumulatif	Bulan ini	Kumulatif
(1)	(2)	(3)	(4)	(5)	(6)
85419000	Parts of diodes,transistors & similar; photosensitivesemiconductor devices	489	1.142	175.682	335.341
85423100	Processor & controller of electronics integrated circuits	64.719	116.548	11.591.211	22.632.686
85423200	Memories of electronic integrated circuits	1.297	1.720	2.243.110	3.561.036
85423300	Amplifiers of electronic integrated circuits	2.148	3.135	500.835	838.182
85423900	Electronic integrated circuits; n.e.c. in heading no. 8542	41.093	88.738	17.742.245	37.065.332
85429000	Parts of electronic integrated circuits	27.672	73.109	4.648.439	6.637.911
85432000	Signal generators of electrical machines and apparatus	52	134	8.642	44.169
85433090	Oth machine and apparatus for electroplating,electrolysisor electrophoresis	7	168	500	3.380
85437010	Electric fence energisers	1	25	100	4.989
85437020	Remote control apparatus,oth radio remote control apparatus	373.885	744.862	15.292.604	29.337.749
85437030	Electrical machines with translation/dictionary functions	20	20	209	209
85437040	Equipment/machine for removal dust particle&curingmaterial by UV light for mfg of printed circuit boards	176	208	3.908	12.508
85437090	Oth equipment/machine for removal dust particle&curingmaterial by UV light for mfg of printed circuit boards	277.515	477.325	91.360.634	170.574.092
85439010	Parts of particle accelerators or signal generators	5	5	20	20
85439090	Parts of oth electrical machines and apparatus,having individual fuctions	46.910	104.451	9.380.131	18.981.894
85441120	Winding wire of copper,with an outer coating/covering of,paper,textile/poly(vinyl chloride)	1.755.114	3.360.059	15.524.749	30.088.886
85441130	Winding wire of copper,with an outer coating/covering of,lacquer	242	642	7.649	34.158
85441140	Winding wire of copper,with an outer coating/covering of,enamel	330.027	614.210	3.870.983	7.111.850
85441190	Winding wire of other than copper	8.464	23.862	228.826	438.783
85441900	Insulated electric conductors; winding wire, (of other than copper)	35.558	64.948	2.083.007	4.191.289
85442011	Co-axial cable&oth co-axial electric conductor, fitted with connector;<=66kV;insulated with rubber/plastic	18.212	36.594	117.891	248.462
85442019	Co-axial cable&oth co-axial electric conductor, fitted not with connector;<=66kV;insulated with rubber/plastic	84.426	199.968	1.041.928	2.421.650
85442021	Co-axial cable&oth co-axial electric conductor, not fitted with connector;<=66kV;insulated with rubber/plastic	1.169	2.601	26.843	62.350
85442029	Co-axial cable&oth co-axial electric conductor, not fitted not with connector;<=66kV;insulated with rubber/plastic	10.535	18.213	370.095	521.293
85442031	Co-axial cable&oth co-axial electric conductor, fitted with connector;>66kV;insulated with rubber/plastic	477	477	35.714	35.714
85442039	Co-axial cable&oth co-axial electric conductor, fitted not with connector;>66kV;insulated with rubber/plastic	101	295	4.147	8.507
85442049	Co-axial cable&oth co-axial electric conductor, not fitted not with connector;>66kV;insulated with rubber/plastic	126	7.009	5.638	31.965
85443012	Wiring harness for motor vehicle; for used vehicles ofhead 87.02,87.03,87.04/84.11;insulate with rubber/plastic	1.301.575	2.884.053	27.134.944	60.204.930
85443013	Wiring harness for motor vehicle; for used vehicles of exclhead 87.02,87.03,87.04/84.11;insulate with rubber/plastic	448.169	1.002.047	12.537.578	27.408.565
85443014	Wiring harness for motor vehicle; for used vehicles of head87.02,87.03,87.04/84.11;not insulate with rubber/plastic	619	876	12.557	15.232
85443019	Wiring harness for motor vehicle; for used vehicles of exclhead 87.02,87.03,87.04/84.11;not insulate w rubber/plastic	1.277.670	2.947.203	30.678.995	69.975.460
85443091	Ignition wiring sets,not wiring set,used in vehicle,aircraft/ship;insulate rubber/plastic	185	785	17.937	23.284
85443099	Ignition wiring sets,not wiring set,used in vehicle,aircraft/ship; no insulate rubber/plastic	1.258	5.646	158.082	576.494

Tabel 3 : Ekspor Indonesia menurut Komoditi (Kode HS 8 digit)

Februari 2022

Kode H S	Uraian golongan barang	Berat bersih (Kg)		Nilai F.O.B. (U S \$)	
		Bulan ini	Kumulatif	Bulan ini	Kumulatif
(1)	(2)	(3)	(4)	(5)	(6)
85444211	Submarine telephone/telegraph/radio relay cables fitted with connectors; voltage <= 80 V	9.688	9.688	41.650	41.650
85444213	Electric conductor with connectors for telecommunication used, voltage <=80V, insulated with rubber, plastic/paper	7.982	27.108	561.157	1.352.644
85444219	Electric conductor with connectors for telecommunication used, voltage<=80V, not insulated with rubber,plastic/paper	112.905	273.070	3.193.377	7.245.513
85444223	Electric conductor with connectors for telecommunication used, 80V<voltage<=1.000V,inslted with rubber,plastic/paper	1.116	2.343	290.546	641.896
85444229	Electric conductor with connectors for telecommunication used 80V<volt<=1.000V,not inslted with rubber,plastic/paper	90.374	197.055	1.368.120	2.773.580
85444233	Battery cables,insulate with rubber/plastic for other thanvehicle 8702,8703,8704/8711, 80V<voltage<=1.000V	52	179	1.966	7.392
85444239	Battery cables,not insulate with rubber/plastic forother than vehicle 8702,8703,8704/8711, 80V<voltage<=1.000V	25	71	1.945	5.095
85444294	Other electric cables insulated with plastic, having a core diameter <=5 mm	12.203	27.721	132.424	272.465
85444295	Other electric cables insulated with plastic, having a core diameter >5 mm and <=19.5 mm	1.149	1.244	72.801	81.309
85444296	Other electric cables insulated with plastic, diameter> 19.5 mm	12.750	37.744	233.010	732.810
85444297	Other electric cables insulated with paper/rubber	269.774	585.913	3.140.012	6.649.039
85444298	Flat data cables having two lines or more	77.842	77.850	482.885	482.890
85444299	Other electric cables other than insulated with plastics, paper/rubber, diameter> 5 mm	217.309	469.106	5.871.863	12.771.167
85444911	Submarine telephone/telegraph/radio relay cables not fitted with connectors; voltage <= 80 V	-	20	-	34
85444913	Oth electric conductor, not fitted connector,insulated withrubber,paper/plastic for used telcomnication, voltage <=80V	-	18	-	858
85444919	Oth electric conductor, not fitted connector,not insulated for used telecommunication, voltage <=80V	16	1.933	2.459	63.617
85444921	Shielded wire for manufactur of auto-wiring harnesses, not for telecommunication, <=80 v	73.679	76.769	1.554.569	1.613.529
85444922	Electrical cables insulated with plastic diameter<=19.5 mm,not use for telecommunication, voltage <=80V	3.804	132.847	6.799	1.866.845
85444929	Electrical cables insulated with plastic diameter>19.5 mm,not use for telecommunication, voltage <=80V	11.610	12.829	75.345	96.591
85444932	Oth electric conductor, not fitted connector,insulated withplastic for used telcomnication, 80V< voltage <= 1.000V	5	5	277	277
85444939	Oth electric conductor, not fitted connector,insulated withoth material for used telecommunication, 80V< voltage <=1kV	1.581.319	3.546.227	12.914.904	30.358.196
85444941	Cable insulated with plastics, not fitted connectorfor not used telcomnication, 80V< voltage <= 1.000V	221.417	286.353	1.967.734	2.441.111
85444942	Oth electric conductor, not fitted connector,insulated withrubber, paper/plastics for not used telec, 80V<volt <=1000V	11.896	17.816	93.965	153.459
85444949	Oth electric conductor, not fitted connector,insulated withoth material oth than telecommunication, 80V< voltage <=1kV	59.055	138.883	433.323	960.608
85446019	Oth electric conductors, not insulated, 1 kV<voltage<=36 kV	303.490	502.248	1.943.082	3.055.570
85446029	Oth electric conductors,not insulated,36 kV<voltage<=66 kV	106	108	2.557	2.879
85447010	Optical fibre cable of telephone, telegraph, radio relay cables,submarine	87.250	87.250	453.143	453.143
85447090	Other optical fibre cables	143.879	293.518	1.544.613	3.474.921
85451900	Electroda of graphite/oth carbon, used not for furnaces	92.679	219.659	159.543	388.445
85452000	Carbon brushes of graphite/oth carbon, for electrical purposed	31	52	2.723	4.506
85459000	Lamp carbons,battery carbons & oth article of graphite/oth carbon,with or w/o metal for electrical purposes	15.432	20.321	167.697	231.936

Tabel 3 : Ekspor Indonesia menurut Komoditi (Kode HS 8 digit)

Februari 2022

Kode H S	Uraian golongan barang	Berat bersih (Kg)		Nilai F.O.B. (U S \$)	
		Bulan ini	Kumulatif	Bulan ini	Kumulatif
(1)	(2)	(3)	(4)	(5)	(6)
85461000	Electrical insulators of glass	-	110	-	10.352
85462010	Transformer bushing& circuit breaker insulators,of ceramics	3	22	927	6.749
85462090	Electrical insulators of any material other than glass and ceramics	1.053	1.421	2.538	3.577
85469000	Electrical insulators; other than of glass and ceramics	34.424	69.710	239.932	480.870
85471000	Insulating fitting for electrical mchines, appliances/equipment; of ceramics	14	14	686	686
85472000	Insulating fitting for electrical mchines, appliances/equipment; of plastic	3.202	5.467	82.042	169.695
85479090	Other insulating fittings for electrical mchines,appliances/equipment,being fitting wholly of insulating material apart	164	464	8.033	9.056
85481013	Lead acid scrap storage batteries, drained/undrained, of 6V and 12V electric accumulators of height <23cm	-	30	-	260
85481019	Lead acid scrap storage batteries, drained/undrained, of 6V and 12V electric accumulators of height >=23cm	-	1	-	5
85481030	Waste & scrap contain mainly copper of primary cells/primary batteries and electric accumulators	-	15.060	-	23.888
85481091	Waste & scrap of primary cells, primary batteries&electric accumulators of oth primary cells and primary batteries	318	703	805	1.460
85481099	waste and scrap containing other primary cells,primary batteries, and electric accumulator of used in aircraft	-	5.369	-	19.521
85489010	Image sensors contact type copmrising a photo-conductive sensor element,an electric charge storage cendenser,	-	8	-	7.046
85489020	Printed circuit assemblies including such assemblies for external connections	26.086	78.040	444.570	1.383.001
85489090	other waste and scrap of other primary cells,primary batteries, and electric accumulator of used in aircraft	272	274	3.733	112.078
86050000	Railway/tramway passenger coach&oth special purpose railwayor tramway coaches not self-propelled	10	10	2	2
86061000	Tank wagons and the like	150	383	466	1.293
86071900	Axles and wheels, and parts thereof	95.449	125.685	197.600	260.800
86079100	Railway or tramway locomotives; parts n.e.c. in heading no. 8607	-	82	-	2.159
86079900	Railway or tramway rolling stock; parts n.e.c. in heading no. 8607	18.577	45.827	366.071	953.996
86080020	Electro-mechanic equip of railway/tramway track fixtures,fitting, mechanic signaling,safety/traffic control equipment	1.315	1.315	11.095	11.095
86090010	Containers of metal,designed&equipped for carriage by one/more modes of transport	1.514.536	3.212.808	617.060	1.251.236
86090090	Containers of oth material,designed&equipped for carriage by one/more modes of transport	63.488	90.189	222.356	448.607
87011011	Single axle tractor of power <=22.5kW,whether or not electricity for agricultural use	32.059	111.609	2.491.046	2.850.038
87011019	Single axle tractor of power <=22.5kW,whether or not electricity for other than agricultural use	-	170	-	60
87011099	Single axle tractor of power >22.5kW,whether or not electricity for other than agricultural use	-	450	-	2.100
87012099	Road tractors for semi-trailers, used goods, not ckd	78	78	3.208	3.208
87019110	Agriculture tractors of engine power <=18kW	4.860	12.685	14.439	40.311
87019210	Agriculture tractors of engine 18kW>power<=37kW	788.637	1.416.836	7.918.532	14.160.113
87019310	Agriculture tractors of engine 37kW>power<=75kW	277.330	416.433	2.665.601	4.066.981
87019510	Agriculture tractors of engine power > 130kW	652	852	2.726	3.976
87021060	Motor cars(incl stretch limousine)for transport>=10 person,diesel/semi-diesel, ckd	-	4.644	-	47.618
87031090	Oth than, Golf cars vhcl spesially designe transport of persons	2.200	6.550	18.900	41.959
87032159	Oth motor car(Station Wagon&sport cars) of Not 4WDgasoline of cilynder <1000cc, Not CKD	4.161.435	8.697.795	38.393.797	81.958.534
87032190	Vans, gasoline of cilynder <1000cc, Not CKD	271.950	745.920	1.509.732	4.018.182
87032217	sedan, gasoline of a cylinder 1,000 < cc <= 1,500, CKD	1.300	1.300	6.000	6.000

Tabel 3 : Ekspor Indonesia menurut Komoditi (Kode HS 8 digit)

Februari 2022

Kode H S	Uraian golongan barang	Berat bersih (Kg)		Nilai F.O.B. (U S \$)	
		Bulan ini	Kumulatif	Bulan ini	Kumulatif
(1)	(2)	(3)	(4)	(5)	(6)
87032229	Other motor car (Station Wagon&sport cars) Not of 4WDgasoline of a cylinder 1,000 < cc <= 1,500, CKD	1.459.390	2.643.427	10.038.289	18.084.613
87032247	sedan, gasoline of a cylinder 1,000 < cc <= 1,500, Not CKD	-	5.260	-	57.758
87032259	Oth motor car (Station Wagon&sport cars) of Not 4WDgasoline of a cylinder 1,000 < cc <= 1,500, Not CKD	14.776.201	27.386.092	131.807.110	243.532.010
87032290	Vans, gasoline of a cylinder 1,000 < cc <= 1,500, Not CKD	1.737.305	3.527.005	17.138.271	34.967.964
87032333	Other motor cars (Station Wagon&sport cars) of 4WDgasoline of a cylinder 2,000 < cc <= 2,500, CKD	-	3.000	-	42.210
87032335	Other motor cars (Station Wagon&sport cars) of Not 4WDgasoline of a cylinder 1,800 < cc <= 2,000, CKD	3.025	10.465	5.180	45.841
87032358	Sedan, gasoline of a cylinder >2,500cc, Not CKD	1.276	1.276	4.500	4.500
87032363	Other motor cars Station (Wagon&sport cars) of 4WD gasoline of a cylinder 2,000 < cc <= 2,500, Not CKD	-	4.250	-	83.729
87032365	Oth motor car(Station Wagon&sport cars) of Not 4WDgasoline of a cylinder 1,500 < cc <= 1,800, Not CKD	8.954.763	16.209.956	85.483.866	149.407.401
87032366	Oth motor car(Station Wagon&sport cars) of Not 4WDgasoline of a cylinder 1,800 < cc <= 2,000, Not CKD	-	2.800	-	20.141
87032367	Oth motor car(Station Wagon&sport cars) of Not 4WDgasoline of a cylinder 2,000 < cc <= 2,500, Not CKD	386.675	854.525	3.673.334	8.160.503
87032368	Oth motor car(Station Wagon&sport cars) of Not 4WDgasoline of a cylinder >2,500cc, Not CKD	6.285.895	11.438.060	71.574.031	130.373.911
87032415	Sedan, gasoline of a cylinder >3000cc, CKD	1.360	1.360	10.000	10.000
87032449	Sedan, gasoline of a cylinder >3000cc, of Not 4WD, Not CKD	2.525	4.335	154.727	307.527
87033129	Other motor cars (Station Wagon&sport cars) of Not 4WDDiesel of cylinder <1500cc, CKD	-	910	-	1.741
87033232	Other motor cars (Station Wagon&sport cars) of 4WDDiesel of cylinder 1,800 < cc <=2,000, CKD	-	3.300	-	15.000
87034047	Hearses gasoline hybrid-eng can't be charged, cylinder capacity > 3,000cc, Not CKD	40.000	40.000	30.000	30.000
87039099	Other other motor vehicles designed for person, not CKD	1.500	1.500	6.441	6.441
87041013	Motor vehicles for transport of good design for off-highway usewith g.v.w. < 5 t, CKD	4.355	324.355	26.810	295.610
87041014	Motor vehicles for transport of good design for off-highway usewith 5 t < g.v.w. < 10 t, CKD	74.715	168.831	240.957	491.878
87042119	Motor vehicles for transport of good, diesel, g.v.w <= 5 tother refrigerated lorries (trucks), CKD	57.911	125.291	573.348	1.065.021
87042129	Motor vehicles for transport of good, diesel, g.v.w <= 5 tother lorries (trucks), not CKD	669.400	1.428.328	4.926.266	10.396.832
87042229	Motor vehicles for transport of good, diesel, 5 t < g.v.w<= 6 tother lorries (trucks), not CKD	203.294	312.653	995.044	1.672.418
87042251	Oth Motor vehicles for transport of good,dieselwith 6 t < g.v.w <= 10 t not CKD	96.325	285.350	686.015	2.060.355
87043129	Motor vhcl for transport of goods, gasolin, g.v.w <= 5 tother lorries (trucks), not CKD	774.994	1.573.504	7.757.932	15.676.947
87049091	Oth motor vhcl for the transport of goodswith g.v.w. <= 5 t, not CKD	17.350	17.350	128.497	128.497
87053000	Special purpose motor vhcl, not design for person & goodfire fighting vehicles	-	4.130	-	120.177
87060011	Chassis fitted with engines for vhcl of heading 8701for agricultural tractors	30	30	7	7
87060033	Chassis fitted with engines for vhcl of heading 8703for motor car (incl stat wagon & sport car,but not incl van)	21.852	21.852	130.500	130.500
87071090	Bodies (incl cabs), for the motor vhcl of heading 8703for other vhcl	163.458	204.770	1.688.210	2.090.204
87079011	Bodies (incl cabs), for oth the motor vhcl of heading 8701driver's cabin for vehicles of subheading 870120	1	1	84	84
87079019	Bodies (incl cabs), for oth the motor vhcl of oth vhcl of heading 870120	2	2	5	5
87079029	Bodies (incl cabs), for oth the motor vhcl of heading 8702for oth motor car (incl limo but not incl coach,bus/van)	-	2	-	5
87079090	Bodies (incl cabs), for oth the motor vhcl of heading 8704 oth driver's cabin for dumpers designed for off-highway use	138.090	600.149	625.224	3.236.150

Tabel 3 : Ekspor Indonesia menurut Komoditi (Kode HS 8 digit)

Februari 2022

Kode H S	Uraian golongan barang	Berat bersih (Kg)		Nilai F.O.B. (U S \$)	
		Bulan ini	Kumulatif	Bulan ini	Kumulatif
(1)	(2)	(3)	(4)	(5)	(6)
87081010	Bumper/parts and acc motor vhcl of heading 8701 to 8705for vehicles of heading 8701	8	12	48	162
87081090	Bumper/parts and acc motor vhcl of heading 8701 to 8705for other vehicles of heading 8701	171.797	455.609	1.480.711	2.821.546
87082100	Safety seat belts motor vhcl of heading 8701 to 8705	31.997	63.984	312.534	627.104
87082911	Components of door trim assemblies for vehicles of heading 8701	147	187	5.586	5.983
87082915	Components of door trim assemblies, door armrests for vehicles of heading 8703	44.980	78.740	472.672	1.028.714
87082916	Components of door trim assemblies, for other vehicles of heading 8701	269.955	516.539	2.566.956	4.491.566
87082917	Components of door trim assemblies, for vehicles of subheading 8704.10	6	17	50	135
87082918	Components of door trim assemblies, for vhcl of heading 8702 or oth vhcl of heading 8704	8.307	23.427	23.943	62.952
87082919	Components of door trim assemblies, for other vhcl of heading 87.02 or oth vhcl of heading 8704	7.070	11.942	92.009	202.020
87082920	Parts of safety seat belts	15.230	23.694	103.744	163.183
87082992	Other parts of safety seat beltsfor vehicles of heading 8701	6.827	12.597	46.729	86.573
87082993	Interior trim fittings, mudguardsfor vehicles of heading 8703	175.292	361.523	1.589.699	2.898.232
87082994	Hood rods for vehicles of heading 8703	275	725	1.300	3.253
87082995	Other interior trim fittings, mudguardsfor vehicles of heading 8703	1.179.482	2.516.899	6.948.587	14.373.248
87082996	Interior trim fittings; mudguardsfor vehicles of heading 8702 or 8704	2.745	2.789	10.131	14.731
87082997	Hood rods for vehicles of heading 8702 or 8704	144	366	5.021	6.589
87082998	Other interior trim fittings, mudguardsfor vehicles of heading 8702 or 8704	16.040	39.085	148.649	295.108
87082999	Other interior trim fittings, mudguards	1.463.372	2.635.572	5.594.484	10.099.191
87083010	Brakes and servo-brakes; parts thereof for vehicles of heading 8701	860	901	11.419	11.719
87083021	Brake drums, brake discs or brake pipes for vehicles of heading 8703	645.804	1.315.862	2.704.846	5.495.383
87083029	Other brake drums, brake discs or brake pipes for vehicles of heading 8703	57.216	109.300	689.844	1.264.263
87083030	Brake drums, brake discs or brake pipes for vehicles of heading 8702 or 8704	7.751	34.332	40.752	214.861
87083090	Other brake drums, brake discs or brake pipes for vehicles of heading 8702 or 8704	106.956	316.853	269.433	772.499
87084011	Gear boxes, unassembled for vehicles of heading 8703	73.375	125.384	1.375.024	2.384.385
87084019	Other gear boxes, unassembled	3.114	8.110	28.230	130.651
87084025	Gear boxes, assembled for vehicles of heading 8701	5.184	5.184	96.785	96.785
87084026	Gear boxes, assembled for vehicles of heading 8703	1.547.592	3.477.772	29.852.254	64.886.872
87084027	Gear boxes, assembled for vehicles of heading 87.04 or 87.05	138.257	247.577	2.580.690	4.620.737
87084029	Other gear boxes, assembled	2.179	2.836	6.322	8.161
87084091	Parts for vehicles of heading 8701	-	3.605	-	5.519
87084092	Parts for vehicles of heading 8703	228.755	481.220	1.006.159	1.882.056
87084099	Other parts	225.831	457.441	1.470.554	2.967.062
87085011	Drive axl with differential, w/ or w/o transmission compunassembled for vhcl of heading 8703	60.554	90.472	293.016	504.557
87085013	Drive axl with differential, w/ or w/o transmission compunassembled for vhcl of heading 8704 or 8705	520	520	3.623	3.623
87085019	Drive axl with differential, w/ or w/o transmission compother unassembled	121	231	175	410
87085026	Drive axl with differential, w/ or w/o transmission compansambled for vehicles of heading 8703	468.342	1.596.536	4.939.503	22.196.453
87085029	Drive axl with differential, w/ or w/o transmission compother ansambled	428.539	869.460	2.718.314	5.640.622
87085092	Other crown wheels and pinionspart for vhcl of heading 8702	3.548	10.555	6.411	18.988
87085095	Other crown wheels and pinions part for vehicles of heading 8703	26.960	35.573	119.736	153.180

Tabel 3 : Ekspor Indonesia menurut Komoditi (Kode HS 8 digit)

Februari 2022

Kode H S	Uraian golongan barang	Berat bersih (Kg)		Nilai F.O.B. (U S \$)	
		Bulan ini	Kumulatif	Bulan ini	Kumulatif
(1)	(2)	(3)	(4)	(5)	(6)
87085096	Crown wheels and pinions part for other vehicles	293	293	14.895	14.895
87085099	Other crown wheels and pinions part for other vehicles	86.109	136.577	471.146	761.443
87087015	Hub-caps for vehicles of heading 8701	80	80	365	365
87087016	Hub-caps for vehicles of heading 8703	150	926	1.255	5.153
87087018	Hub-caps for other vehicles of heading 8702 or 8704	71	200	246	462
87087019	Other Hub-capsfor other vehicles of heading 8702 or 8704	157.802	277.545	841.851	1.449.999
87087022	Wheels fitted with tyres for vehicles of heading 8703	1.180	1.180	7.300	7.300
87087023	Wheels fitted with tyres for vehicles of heading 8702 or 8704(excl subhead 8704.10)	216	216	250	250
87087029	Other wheels fitted with tyres	5.043	7.602	163.609	241.276
87087031	Wheels not fitted with tyres for vhcl of heading 8701	33.833	58.754	94.608	165.498
87087032	Wheels not fitted with tyres for vhcl of heading 8703	2.841.944	6.951.464	15.787.059	37.220.407
87087034	Wheels not fitted with tyres for vhcl of heading 8702 / oth vhcl of heading 8704	178.116	303.824	394.512	685.439
87087039	Other wheels not fitted with tyres	818	1.247	27.826	45.908
87087095	Other road wheels and parts and accessories thereof for vhcl of heading 8701	-	70	-	40
87087096	Other road wheels and parts and accessories thereof for vehicles of heading 87.02 or 87.04	51.326	64.875	104.879	138.560
87087097	Other road wheels and parts and accessories thereof for vhcl of heading 8701	224	425	5.975	11.901
87087099	Other road wheels and parts and accessories thereof for vhcl of other heading	95.287	169.088	337.196	598.104
87088015	Suspension systems (including shock-absorbers)for vhcl of heading 8701	596	2.671	2.847	13.729
87088016	Suspension systems (including shock-absorbers)for vhcl of heading 8703	93.792	143.826	781.317	1.226.643
87088017	Suspension systems (including shock-absorbers)for vehicles of subheading 8704.10 or heading 87.05	1.421	1.699	8.707	10.772
87088019	Other suspension systems (including shock-absorbers)	298.177	730.807	729.264	1.860.396
87088092	Part of suspension systems (including shock-absorbers)for vhcl of heading 8703	86.541	138.334	383.830	623.657
87088099	Part of suspension systems (including shock-absorbers)for vhcl of other heading	93.302	200.856	316.377	701.313
87089116	Radiators for vhcl of heading 8703	222.993	522.923	2.379.362	5.994.713
87089118	Other radiators for vhcl of heading 8702 or 8705for vhcl of subheading 8704.10	1.638	2.150	40.077	49.760
87089119	Other radiators for vhcl of heading 8702 or 8705	18.493	42.178	220.222	497.961
87089191	Part of radiators for vehicles of heading 8701	1	1	5	5
87089193	Part of radiators drain plugs, for vehicles of heading 8703	10	39	322	415
87089194	Part of radiators for vhcl of heading 8702/8704drain plugs (excluding subheading 8704.10)	20	21	33	37
87089195	Other part of radiators for vehicles of heading 8703	2.023	2.903	15.007	22.184
87089199	Other part of radiators	419.757	897.904	4.854.021	10.570.155
87089210	Silencers (mufflers) and exhaust pipes, parts thereof for vehicles of heading 87.01	-	4	-	2
87089220	Silencers (mufflers) and exhaust pipes, parts thereof for vehicles of heading 87.03	18.058	34.379	827.822	1.360.462
87089251	Silencers (mufflers) and exhaust pipesfor vehicles of subheading 8704.10 :	20	50	940	1.349
87089252	Part of silencers (mufflers) and exhaust pipesfor vehicles of subheading 8704.10 :	7	509	352	22.241
87089261	Silencers (mufflers) and exhaust pipesfor vhcl of heading 87.02 or other vhcl of heading 8704	63	73	418	468
87089262	Part of silencers (mufflers) and exhaust pipesfor vhcl of heading 87.02 or other vhcl of heading 8705	2.734	9.278	17.128	88.626
87089290	Other part of silencers (mufflers) and exhaust pipes	18.463	42.690	420.263	840.490
87089350	Clutches and parts thereof for vehicles of heading 87.01	2.919	5.162	8.700	14.679
87089360	Clutches and parts thereof for vehicles of heading 8703	504.277	997.976	4.101.899	8.028.170
87089370	Clutches and parts thereof for vehicles of heading 8704 or 8705	239.519	498.988	1.520.024	3.067.831
87089390	Other clutches and parts thereof	165.168	406.524	1.931.242	4.174.430

Tabel 3 : Ekspor Indonesia menurut Komoditi (Kode HS 8 digit)

Februari 2022

Kode H S	Uraian golongan barang	Berat bersih (Kg)		Nilai F.O.B. (U S \$)	
		Bulan ini	Kumulatif	Bulan ini	Kumulatif
(1)	(2)	(3)	(4)	(5)	(6)
87089411	Steering wheels, steering columns & boxes, parts thereof for vehicles of heading 8701	701	2.004	18.463	52.740
87089419	Oth steering wheel, steering columns & boxes, part thereof	143	1.321	8.549	35.414
87089494	Other steering wheels with airbag assemblies for vehicles of heading 8701	146	146	2.385	2.385
87089495	Other steering wheels with airbag assemblies for vehicles of heading 8703	253.394	346.447	2.411.897	4.092.715
87089499	Other steering wheels with airbag assemblies	161.050	274.996	1.154.930	1.987.363
87089510	Safety airbags with inflater system	13.860	20.295	180.672	277.961
87089590	Part of safety airbags with inflater system	5.943	9.023	102.830	166.262
87089911	Unassembled fuel tanks; engine brackets, part & accessories of motor vhcl for vhcl heading 87.01	57.502	205.080	293.042	999.047
87089919	Other unassembled fuel tanks; engine brackets, part & accessories of motor vhcl for vhcl heading 87.01	658	3.112	5.147	23.006
87089921	Fuel tanks for vehicles of heading 87.02, 87.03 or 87.04 :	2.941	5.496	30.998	60.387
87089924	Lower half of the fuel tank; fuel caps; filler pipes, filler hose assembly for vhcl of heading 8702, 8703/8704	1.127	1.600	30.811	42.471
87089925	Other parts of fuel tanks	17.071	26.737	168.546	303.975
87089930	Accelerator, brake or clutch pedals	2.291	6.873	38.012	131.917
87089940	Battery carriers or trays and brackets therefor	4.523	6.611	7.086	28.776
87089950	Radiator shrouds	729	759	14.147	14.182
87089961	Chassis frames or parts thereof :for vehicles of heading 87.02	-	26	-	3.433
87089962	Chassis frames or parts thereof :for vehicles of heading 87.03	141.112	224.648	441.439	697.279
87089963	Chassis frames or parts thereof :for vehicles of heading 87.04	49.000	100.764	126.500	257.078
87089970	Engine brackets	113.235	269.309	509.212	1.681.464
87089980	Other chassis frames or parts thereof :	2.214.468	4.759.133	18.458.473	41.055.112
87089991	Unassembled fuel tanks; engine bracketsfor vehicles of other than heading 87.03	6.445	13.630	94.509	274.523
87089999	Other unassembled fuel tanks; engine bracketsfor vehicles of other than heading 87.03	2.482.723	5.392.285	18.742.519	38.351.177
87099000	Part of electrical works trucks, self propelled, not fittedw/ lifting equipment, of type used in factories, warehouses	3.236	13.614	11.060	30.664
87100000	Tanks and other armoured fighting vehicles, motorised,whether or not fitted w/ weapons, and parts of such vhcl	18	68	8.130	106.867
87111015	Other gasoline motorcycles and motor scootersCKD	2.486	2.910	35.864	38.074
87111019	Other gasoline motorcycles CKD	17.217	30.406	129.582	254.386
87111092	Gasoline mopeds and motorised bicycles, with cc < 50 not CKD	1.180	1.180	8.100	8.100
87111095	Other gasoline motorcycles and motor scooters not CKD	-	550	-	2.000
87111099	Other gasoline motorcycles not CKD	135	135	908	908
87112011	Gasoline motocross motorcycles with 50 < cc 250CKD	59.658	95.139	823.844	1.503.894
87112012	Gasoline moped & motorised bicycles with 50 < cc 250CKD	880.076	1.450.759	9.849.556	16.211.271
87112014	Other motorcycles (with or without side-cars) incl scooterwith 150 < cc < 200, CKD	61.759	130.517	832.600	1.622.167
87112015	Other motorcycles (with or without side-cars) incl scooterwith 200 < cc < 250, CKD	2.626	4.473	49.120	102.630
87112016	Other motorcycles (with or without side-cars) incl scooterwith other cc	690.659	1.374.030	3.819.427	7.479.025
87112019	Other motorcycles, CKD	571.862	1.144.840	6.924.222	14.375.589
87112091	Motocross motorcyclesnot CKD	377.887	727.951	6.860.054	13.580.293
87112092	Mopeds and motorised bicycles not CKD	29.702	72.134	778.865	1.885.873
87112094	Other motorcycles (w/ or without side-cars) incl scooter with 150 < cc < 200, not CKD	790.876	1.944.264	10.057.087	25.662.035
87112095	Other motorcycles (w/ or without side-cars) incl scooter with 200 < cc < 250, not CKD	220.355	373.127	4.743.594	8.228.156
87112096	Other motorcycles (w/ or without side-cars) incl scooter with other cc, not CKD	4.603.305	10.455.659	53.022.502	119.989.441
87112099	Other motorcycles not CKD	7.855	7.855	108.655	108.655

Tabel 3 : Ekspor Indonesia menurut Komoditi (Kode HS 8 digit)

Februari 2022

Kode H S	Uraian golongan barang	Berat bersih (Kg)		Nilai F.O.B. (U S \$)	
		Bulan ini	Kumulatif	Bulan ini	Kumulatif
		(1)	(2)	(3)	(4)
87113090	Other motocross motorcycles, not CKD	704.738	1.109.314	11.051.866	17.476.682
87114090	Other gasoline motocross motorcycles, not CKDwith 500 < cc < 800	2	2	56	56
87116011	Bicycles, CKD, with electric motor for propulsion	-	25	-	519
87116013	Other motorcycles with electric motor for propulsion, CKD	-	444	-	500
87116019	Other cycles with electric motor for propulsion, CKD	170	549	1.672	5.407
87116099	Other cycles with electric motor for propulsion, not CKD	-	48	-	1.000
87119060	Other motorcycles with/without side cars, CKD	-	52.310	-	1.163.330
87119090	Other motorcycles with/without side cars, not CKD	16.674	40.268	136.054	364.654
87120010	Racing bicycles not motorised.	70.773	133.526	1.592.010	3.657.338
87120020	Bicycles designed to be ridden by children not motorised.	3.844	11.925	51.257	154.307
87120030	Other bicycles not motorised.	895.135	1.787.255	16.171.607	30.477.253
87120090	Other cycles (incl delivery tricycles), not motorised.	55	10.595	7.996	24.068
87139000	Carriages for disabled persons, with mechanically propelled	1.007	1.007	656	656
87141010	Saddles of motorcycles (incl mopeds)	79	184	395	521
87141020	Spokes & nipples of motorcycles (incl mopeds)	20	51	35	50
87141030	Frame& fork incl telescopic fork,rear suspens&part thereof of motorcycles (incl mopeds)	187.027	371.008	1.292.447	2.611.718
87141040	Gearing,gearbox,clutch&oth transmission equipment & part thereof of motorcycles (incl mopeds)	89.296	171.242	1.125.480	2.148.425
87141050	Wheel rims of motorcycles (including mopeds) :	159.508	328.541	1.085.365	2.039.645
87141060	Brakes and parts thereof of motorcycles (incl mopeds)	191.488	353.470	2.437.139	4.583.051
87141070	Silencer (muffler) & parts thereof of motorcycl(incl moped)	30.586	47.239	355.875	445.278
87141090	Other of motorcycles (including mopeds)	6.168.319	11.811.987	69.803.170	134.151.118
87142011	Castor wheel of carr for disabled person of a dia/incl.tyre>=75 mm but<=100 mm, the width wheel/ tyre fitted is>=30 mm	-	4	-	2
87142019	Castor wheel of carr for disabled person of a dia/incl.tyreOth.>=100mm but<=250mm the width wheel/ tyre fitted is>=30mm	58.603	154.918	684.132	1.809.663
87142090	Other Castor wheel of carriages for disabled person	22	775	132	6.394
87149110	Frames and forks, and parts thereof for bicycle of bicycles desined to be ridden by children	49	71	980	1.481
87149191	Parts for other forks for bicycles desined to be riddenby children	8	12	20	159
87149199	Other parts for other forks for bicycles desined to be by children	9.687	18.436	157.306	496.803
87149210	Wheel rims and spokes for bicyle desined to be by children	107	120	768	798
87149290	Oth. wheel rims and spokes for bicyle of heading 8712.00.20	9.158	9.403	51.672	55.715
87149310	Hubs-oth than coaster braking hubs&hub brakes, & free-wheelsprocket-wheels for bicycles desined to be by children	43.564	72.273	122.159	211.237
87149390	Other hubs-oth than coaster braking hubs&hub brake, & free-wheel sprocket-wheels for bicycles desined to be by children	502.064	908.960	4.988.097	8.778.770
87149410	Brakes, incl.coaster braking hubs& hub brake,&part thereof For bicycles desined to be by children	1	1	2	2
87149490	Oth.Brakes, incl.coaster braking hubs& hub brake,&part thereof for bicycles desined to be by children	152.683	251.199	2.036.207	3.485.948
87149510	Saddles for bicycles desined to be by children	11.295	24.236	118.749	289.171
87149590	Other saddles for bicycles desined to be by children	48	88	3.123	3.758
87149610	Pedals and crank-gear, and parts thereof for bicycles desined to be by children	112.581	178.002	573.673	889.246
87149690	Oth.pedals & crank-gear, and parts thereof for bicycles ofsubheading 8712.00.20	13.079	13.849	35.864	38.496
87149911	Handle bar, pillar, mudguard, reflector, carr, control cabl,lamp or bracket lugsoth.acc.for bicycl of subhead 87120020	3.701	6.132	29.342	85.040
87149912	Chain wheels and cranks; other parts for bicycles of heading8712.00.20	385	710	560	1.728
87149991	Oth handle bar, pillar, mudguard, reflector, carr, controlcabl,lamp/bracket lugsoth.acc.for bicycl of subhead 87120020	220.553	461.076	1.889.677	3.860.348

Tabel 3 : Ekspor Indonesia menurut Komoditi (Kode HS 8 digit)

Februari 2022

Kode H S	Uraian golongan barang	Berat bersih (Kg)		Nilai F.O.B. (U S \$)	
		Bulan ini	Kumulatif	Bulan ini	Kumulatif
(1)	(2)	(3)	(4)	(5)	(6)
87149993	Other nipples for spokes for bicycles desined to be by children	92	98	1.854	2.014
87149994	Chain wheels and cranks; other parts for bicyles desined to be by children	1.219.624	2.611.917	10.073.002	21.925.759
87150000	Baby carriages and parts thereof.	4.304	5.886	10.943	20.158
87162000	Self-loading or self-unloading trailers and semi-trailers for agricultural purposes	2	2	522	522
87163991	Agricultural trailers and semi-trailers having a carryingcapacity (payload) exceeding 200 t	-	24.000	-	44.441
87163999	Agricultural trailers & semi-trailers not having a carryingcapacity (payload) exceeding 200 t	3.747	3.747	3.225	3.225
87164000	Trailers and semi-trailers; n.e.c. in item no. 8716.3	976.000	1.911.488	1.679.153	3.307.413
87168010	Cart & wagon, sack truck, hand trolley & sim hand-propelledvehicl of a kind used in fact/workshop, except wheelbarrow	462	707	7.048	10.607
87168020	Wheelbarrows	17.094	49.151	25.195	67.840
87168090	Other wheelbarrows	3.078	5.583	239	5.405
87169019	Parts for trailer and semitrailers not-to goods of subheading 8716.20	14.407	22.077	44.816	69.887
87169023	Other, for goods of carts & wagons, sack trucks, hand trolleys & similar, except wheelbarrows	250	470	50	105
87169095	Castor wheel a dia/incl tyre>100,but<=250mm width of wheelor tyre fitted thereto is>30mm for other vehicles	1	1	67	67
87169096	Other castor wheels	1	12	4	109
87169099	Oth trailer and semi-trailers n.e.c. in heading 87.16	4.475	6.612	26.352	43.277
88010000	Balloons and dirigibles; gliders, hang gliders and oth non-powered aircraft.	126	146	575	814
88031000	Propellers, rotors, parts thereofheading 8801 or 8802	963	2.800	6.200	17.411
88032000	Under-carriages, parts thereofheading 8801 or 8802	768	2.718	3.000	49.975
88033000	Aircraft and spacecraft; parts of aeroplanes or helicopters n.e.c. in heading no. 8803	15.317	33.179	4.855.685	9.766.789
88039090	Other parts of goods of heading 8801 or 8802	311	1.556	69.398	96.811
88040090	Oth parachutes (incl dirigible parachut,paragliders) androtochutes; parts thereof and accessories thereto.	14	105	522	991
89011020	Cruise ships,excursion boats,ferry-boats of all kinds ofa gross tonnage >26 but<=500	-	150.000	-	1.820.000
89019014	Other vessels,for transport. not motorised of a grosstonnage > 500	888.000	888.000	780.137	780.137
89019031	Other vessels,for transport motorised of a gross tonnage<= 26	11.100	11.100	218.141	218.141
89019032	Other vessels,for transport motorised of a gross tonnage> 26 but <= 500	-	151.000	-	4.444.110
89019036	Other vessels,for transport motorised of a gross tonnage> 5.000 but <= 50,000	-	8.446	-	6.075.000
89031000	Yachts&oth vessels for pleasure/sports rowing boats&canoesinflatable	40.468	112.491	417.535	1.290.630
89039100	Sailboats, with/without auxiliary motor, not inflatable	2.958	3.238	28.005	47.877
89039200	Motorboats, other than outboard motorboats, not inflatable	-	265	-	772
89039900	Yachts and other vessels; for pleasure or sports, rowing boats and canoes, n.e.c. in heading no. 8903, other than inflatable	3.644	5.478	108.859	123.218
89069010	Lifeboats oth than rowing boats,oth vessels of displacementnot exceeding 30 t	-	4.150	-	1.207.317
89071000	Floating structures, inflatable rafts	1.471	6.158	7.615	22.440
89079010	Buoys	506	2.773	640	5.469
89079090	Other floating structures	1.287.911	1.755.357	8.385.323	10.099.825
90011010	Optical fibres ,optical fibre bundles&cables for telecom &oth electrical use	2.406	2.478	2.069.247	2.070.450
90011090	Optical fibres, optical fibre bundle&cable foroth than telecom and electrical purpose	16.907	33.724	871.674	1.711.569
90013000	Contact lenses	24.439	38.938	6.580.246	9.161.144
90014000	Spectacle lenses of glass	117	321	11.624	32.109

Tabel 3 : Ekspor Indonesia menurut Komoditi (Kode HS 8 digit)

Februari 2022

Kode H S	Uraian golongan barang	Berat bersih (Kg)		Nilai F.O.B. (U S \$)	
		Bulan ini	Kumulatif	Bulan ini	Kumulatif
(1)	(2)	(3)	(4)	(5)	(6)
90015000	Spectacle lenses of other materials	200.570	379.228	4.078.373	7.961.620
90019010	Prisms, mirror & oth optical elements for photograph or cinematographic cameras / projectors	2	3	3.440	4.917
90019090	Prisms, mirror & oth optical elements not for photograph or cinematographic cameras / projectors	3.442	3.471	40.746	69.342
90021100	Objective lenses for cameras, projectors or photographic enlargers or reducers	9.262	21.376	505.033	1.052.079
90021900	Objective lenses not for cameras, projectors or photographic enlargers or reducers	48	141	2.371	27.728
90022090	Filters not for projectors, cameras, cinematographic, and photographic	160	634	105.259	154.012
90029030	Oth optical element oth than objective lens and filter for photographic cameras and other projectors	12.348	24.976	4.025.459	8.130.026
90029090	Oth optical element oth than objective lens&filter not for cinematographic projectors, photographic camera&oth projector	31	129	901	24.829
90031100	Frames & mountings for spectacles, goggles of plastics	132	257	7.977	12.243
90031900	Frames & mountings for spectacles, goggles oth than plastics	109	124	46.318	47.071
90039000	Parts of frame & mounting for spectacles, goggles the like & parts thereof.	51	235	25.882	55.381
90041000	Sunglasses	407	469	11.045	13.620
90049010	Corrective spectacles	22	73	1.292	3.584
90049050	Protective goggles	6	14	391	418
90049090	Spectacles & the like excl corrective, protective goggles	633	1.598	7.140	11.725
90051000	Binoculars	3	3	182	182
90058090	Monoculars & oth optical telescopes excl instrument for radio astronomy	4	148	1.986	36.530
90063000	Cameras specially design for under water use for aerial survey, medical/surgical, comparison cameras	8	8	334	334
90065100	Cameras, photographic (excluding cinematographic); with a through-the-lens viewfinder, single lens reflex (SLR), for a roll film of a width not exceeding 35mm	4	4	10	10
90065200	Cameras, photographic (excluding cinematographic); of a kind (not SLR) for roll film of a width less than 35mm	5	5	9	9
90065929	Camera of a kind used for preparing printing plate/cylinder oth than Laser Photoplotters	0	15	5	31
90066900	Photographic flashbulbs apparatus	2	2	90	90
90069130	Other, for cameras of subheadings 9006.40 to 9006.53	2	112	112	319
90069190	Other parts and accessories for cameras	76	124	6.039	12.987
90069990	Parts & accessories for flashbulbs apparatus	2	3	60	81
90071000	Cinematographic cameras whether or not w/ sound recording apparatus	61	86	1.391	2.441
90072090	Cinematographic projectors for film >= 16 mm in width	40	777	747	2.088
90079100	Part & accessories of cinematographic cameras whether or not w/ sound recording apparatus	107	122	8.079	10.425
90079200	Parts and accessories for projectors	5.822	9.508	16.658	39.211
90085010	Projectors microfilm, microfiche/other microform readers, whether/not capable of producing copies	-	14	-	1
90085090	Projector, enlarger&reducers oth than microfilm, microfiche, microform whether/not capable of producing copies	-	20	-	100
90105090	Oth app&equip for photograph laboratory/inc cinematograph negatoscopes	1	1	10	10
90106090	Projection screens < 300 inches	1.924	1.924	672	672
90109090	Parts&acc of oth apparatus&equipment for photographic laboratories	-	11	-	460
90112000	Microscopes, compound optical; for photomicrography, cinephotomicrography or microprojection	-	13	-	23.629
90118000	Microscopes, compound optical; (other than stereoscopic and microscopes for photomicrography, cinephotomicrography or microprojection)	9	9	106	106
90119000	Parts and accessories of compound optical microscopes	-	8	-	84

Tabel 3 : Ekspor Indonesia menurut Komoditi (Kode HS 8 digit)

Februari 2022

Kode H S	Uraian golongan barang	Berat bersih (Kg)		Nilai F.O.B. (U S \$)	
		Bulan ini	Kumulatif	Bulan ini	Kumulatif
(1)	(2)	(3)	(4)	(5)	(6)
90129000	Parts&acc for microscope oth than optical microscope	1	1	2.200	2.700
90132000	Lasers, other than laser diodes	78	79	12.512	12.518
90138020	Liquid crystal devices	2	870	564	54.450
90138090	Other devices, appliances&instruments of oth optical appliances	4	71	217	41.773
90139090	Parts & acc of oth than goods of lasers, liquid crystal, oth device optical	99	99	26.795	26.795
90141000	Direction finding compasses	0	14	1	56.004
90142000	Instrum&appliances for aeronautical/space navigation (other than compasses)	7.577	7.656	571.841	572.741
90148090	Other navigation instrument&appliances of oth used on ships	1.490	2.682	76.358	487.304
90149010	Parts&acc of navigation instrument&app of a kind used on ships, working in conjunction w/ auto data processing mach	2	3	860	996
90149090	Parts & acc of other navigation instruments & appliances	32	134	35.093	36.193
90151090	Rangefinders oth of used in photography or cinematography	-	19	-	17.326
90153000	Levels (measuring higher of ground)	2	423	623	20.560
90154000	Photogrammetrical surveying instruments and appliances	49	1.006	79	29.012
90158090	Other instruments&appliances oth than radio sonde and radio wind apparatus	6.462	12.905	1.815.493	2.546.834
90159000	Parts & accessories of surveying instruments & appliances	1.592	466.056	381.049	15.582.004
90160000	Balances of a sensitivity of 5 cg or better, with/without weights	-	1	-	1
90171010	Plotters, drafting tables & machines, whether /not automatic	1	1	65	65
90171090	Drafting tables & mach, whether/not automatic oth plotters,	99	196	4.910	9.425
90172010	Rulers, drawing, marking out, or mathematical calculating instruments	16	49	240	289
90172090	Oth drawing, marking-out/mathematical calculating instrument	367	367	3.191	3.191
90173000	Micrometers, callipers and gauges	2.435	12.800	47.609	204.834
90178000	Mathematical instruments and equipment; n.e.c. in heading no. 9017	354	993	5.957	62.175
90179090	Parts & acc of oth instruments for measuring length for use in the hand	-	49	-	1.130
90181100	Electro-cardiographs, used in medical	4	6	295	589
90181200	Ultrasonic scanning apparatus, used in medical	25	80	13.051	30.308
90181300	Magnetic resonance imaging apparatus used in medical	1.554	19.070	16.887	637.158
90181900	Medical, surgical instrmts&appliances; electro-diagnostic apparatus incl apparatus funct. exploratory exam/for checking physiological parameters, n.e.c. in item no. 9018.1	4.812	9.342	1.353.972	2.449.953
90182000	Ultra-violet/infra-red ray apparatus used in medical	-	52	-	40.695
90183110	Disposable syringes, with or without needles	547.127	981.103	3.000.888	5.279.356
90183190	Syringes, with/without needles oth than disposable syringes	40	41	90	173
90183910	Catheters	5.282	10.695	117.215	237.539
90183990	Cannulae and the like	5.952	10.715	29.189	53.046
90184900	Dental instruments and appliances; other than dental drill engines	1.028	2.458	209.831	424.356
90185000	Ophthalmic instruments and appliances	3.504	6.527	941.912	2.299.736
90189020	Intravenous administration set	18.374	28.512	120.367	181.619
90189030	Electronic instruments and appliances, used in medical	18.579	19.639	199.259	215.571
90189090	Other instruments and appliances, used in medical	838.760	1.815.532	8.795.982	18.645.142
90191010	Mechano-therapy appliances massage apparatus, psychological aptitude-testing apparatus	7.526	16.667	376.220	820.754
90191090	Mechano-therapy appliance massage, psychological aptitude-testing apparatus oth than electrically operated	225	241	10.677	12.194
90192000	Ozone therapy, oxygen therapy, aerosol therapy, artificial respiration/other therapeutic respiration apparatus	28.125	42.573	1.878.776	2.491.130
90200000	Breathing appliances&gas masks, excl protective masks having neither mechanical part nor replaceable filters	435	6.083	5.996	17.335
90211000	Orthopaedic or fracture appliances	115	125	2.236	31.539
90212100	Artificial teeth, orthopaedic or fracture appliances	-	73	-	1.424

Tabel 3 : Ekspor Indonesia menurut Komoditi (Kode HS 8 digit)

Februari 2022

Kode H S	Uraian golongan barang	Berat bersih (Kg)		Nilai F.O.B. (U S \$)	
		Bulan ini	Kumulatif	Bulan ini	Kumulatif
(1)	(2)	(3)	(4)	(5)	(6)
90212900	Dental fittings,orthopaedic/fracture appliances	0	4	35	424
90213900	Artificial parts of the body; excluding artificial joints	441	714	121.006	194.268
90214000	Hearing aids, excluding partsand accessories	6	9	1.661	3.498
90219000	Appliances; worn, carried or implanted in the body, to compensate for a defect or disability	7.472	13.171	369.347	647.735
90221200	Computed tomography apparatus	-	3.500	-	20.000
90221300	X-ray app for dental uses	-	6	-	396
90221400	X-ray app for medical,surgical orveterinary uses	100	100	44.501	44.501
90221910	X-ray apparatus for the physical inspection of solderjoints on pcb/pwb assemblies	6	6	184	184
90221990	X-ray For radiografi or radiotherapy apparatus	210	210	68.213	68.213
90222100	Apparatus based on the use of alpha,beta/gamma radiations,for medicalsurgical,dental/veterinary uses	2	14	42	254
90223000	X-ray tubes	790	996	76.602	77.923
90229010	Parts&acc of x-ray apparatus for the physicalinspection of solder joints on pca	8	657	2.040	125.480
90229090	Part&acc oth of x-ray apparatus for the physinspection of solder joints on pca	1.120	2.524	287.344	771.440
90230000	Instruments apparatus&model,for demonstrational purposes (in education/exhibitions)	3.636	6.212	70.908	167.399
90241010	Mach&appliances for testing metals,electrically operated	6	6	30	30
90241020	Mach&appliances for testing metals,not-electrically operated	7	9	15.750	16.140
90248010	Oth mach& appliances for electrically operated	2	2	24	24
90248020	Oth mach& appliances for not electrically operated	1	1	48	48
90249010	Parts&acc for electrically operated mach&appliances	174	174	7.515	7.515
90251100	Thermometers&pyrometers,liquid filled,for direct reading	3	35	773	2.668
90251911	Thermometers&pyrometers,elect operated,temperature gauges for motor vehicles	15	15	5.460	5.460
90251919	Thermometers&pyrometers,elect operated,oth temperature gauges for motor vehicles	818	1.360	363.692	406.533
90251920	Thermometers&pyrometers not electrically operated	1.149	1.760	24.050	36.396
90258020	Oth instruments of oth than thermometers&pyrometers, electrically operated	636	1.486	62.306	200.593
90258030	Oth instruments of oth than thermometers&pyrometers, not electrically operated	11	24	3.956	5.217
90259010	Parts&aces of hidrometer,termometer/similar instrument, electrically operated	87	92	11.763	11.980
90259020	Parts&aces of hidrometer,termometer/similar instrument, non electrically operated	2.730	2.773	37.719	38.396
90261010	Level gauges for motor vehicles electrically operated	356	428	28.811	35.803
90261020	Level gauges for motor vehicles not electrically operated	215	388	2.979	4.546
90261030	Oth instrument & apparatus for measuring/check the flow/level of liquid, electrically operated	436	2.136	15.225	24.681
90261040	Oth instrument & apparatus for measuring/check the flow/level of liquid,not electrically operated	344	1.037	15.712	43.883
90262010	Presure gauges for motor vehicles,electrically operated	21	48	4.906	13.513
90262020	Presure gauges for motor vehicle, not electrically operated	5.020	8.249	179.419	302.075
90262030	Oth measuring/checking pressure instruments, electrically operated	1.053	1.115	107.854	126.199
90262040	Other measuring/checking pressure instruments,not electrically operated	1.336	16.986	49.276	343.402
90268010	Oth instruments/apparatus for measuring/checking the flow,level,pressure,electrically operated	2.166	6.831	601.574	1.077.685
90268020	Oth instruments/apparatus for measuring/checking the flow,level,pressure, not electrically operated	24	1.071	1.504	15.722
90269010	Part&acc for electrically operated instrument&apparatus,measure/check the flow level,pressure	3.395	5.299	82.459	148.233
90269020	Part&acc for nonelectrically operated instrument&apparatus,measure/check the flow level,pressure	5.211	8.228	239.600	420.827

Tabel 3 : Ekspor Indonesia menurut Komoditi (Kode HS 8 digit)

Februari 2022

Kode H S	Uraian golongan barang	Berat bersih (Kg)		Nilai F.O.B. (U S \$)	
		Bulan ini	Kumulatif	Bulan ini	Kumulatif
(1)	(2)	(3)	(4)	(5)	(6)
90271010	Gas/smoke analysis apparatus, electrically operated	1.040	1.891	288.384	409.379
90271020	Gas/smoke analysis apparatus, not electrically operated	-	3	-	509
90272010	Chromatographs&elektrophoresisinstruments, electrically operated	-	22	-	51
90273010	Spectro/spectrophotometers&spectrograph using optical radiation /UV, Visible, IR,electrically operated	24	123	5.431	127.931
90273020	Spectro/spectrophotometers&spectrograph using optical radiation/UV, Visible,IR,not electrically operated	50	50	235	235
90275010	Oth instrument&apparatus using optic radiations,(uv, visible, ir),electrically operated	3.285	6.672	566.660	1.128.585
90275020	Oth instrument&apparatus using optical radiations(uv, visible, IR),not electrically operated	16	65	788	19.416
90278010	Oth instruments&apparatus,exposure meters	-	8	-	113
90278030	Oth instruments&apparatus oth exposure meters,electricallyoperated	35.576	62.880	5.286.813	9.161.147
90278040	Oth instruments&apparatus oth exposure meters,not electrically operated	20	25	51.333	52.677
90279010	Parts&acc incl pca of head 9027,oth for gas/smoke analysis apparatusµtomes	-	2	-	970
90279091	Microtomes, electrically operated	19	34	2.762	6.815
90279099	Microtomes,not electrically operated	66.568	201.674	604.264	1.903.805
90281010	Gas meters of a kind mounted ingas containers	20	20	15	15
90281090	Other gas meters	60	94	10.728	12.513
90282020	Water meters	160.813	244.557	2.506.277	3.591.804
90282090	Liquid meters other than water meters.	1	3	2	2.920
90283010	Kilowatt hour meters(kwh)	22.194	63.155	1.520.064	3.643.817
90283090	Electricity meters other than kilowatt hour meters (kwh)	2	2	111	111
90289010	Part&accessories,water meter housingsor bodies	578	1.149	65.317	123.321
90289090	Part&accessories,oth water meterhousings or bodies	23.194	41.008	876.592	1.669.684
90291020	Taximeters	535	855	47.008	69.312
90291090	Revolution counters, production counters, mileometers,pedometers and the like	1.245	3.529	132.714	374.819
90292010	Speedometer for motor vehicles	16.783	49.071	898.542	2.630.462
90292020	Tachometers for motor vehicles	2.792	3.373	61.396	72.949
90292090	Other speed indicators & tachometers, stroboscopes not for vehicle	2.795	9.059	245.482	720.652
90299010	Parts & accessories of revolution countesr & the like of goods of subheading 902910,stroboscopes of subheading 902920	1.291	2.134	47.236	74.801
90299020	Parts & accessories of revolution countesr & the like of other goods of subheading 902920	15.100	36.217	518.377	1.105.651
90301000	Instruments & apparatus for measuring/ detecting ionisingradiations	344	1.597	66.800	669.052
90302000	Oscilloscopes and oscillographs	37	46	1.044	13.111
90303100	Multimeters without a recording device	55	183	14.457	25.739
90303200	Multimeters with a recording device	16	107	5.443	15.391
90303310	Instrument&app for measuring/checking voltage, current, resist/power on PCB/PWB/PCA Other, w/o a recording device	13	68	22.477	25.432
90303320	Impedance-measuring apparatus design to visual/audiblewarning of electrostatic discharge condition	5	156	10	18.444
90303330	Ammeters and voltmeters for motorvehicles withouta record device	-	185	-	2.000
90303390	Oth instruments&apparatus for measuring/check voltage without a record device	1.036	2.783	297.031	512.966
90303900	Instruments and apparatus; for measuring or checking voltage, current, resistance or power, with a recording device (excluding multimeters)	139	570	58.890	159.175
90304000	Instruments and apparatus; specially designed for telecommunications (e.g. cross-talk meters, gain measuring instruments, distortion factor meters, psophometers)	-	57	-	12.061

Tabel 3 : Ekspor Indonesia menurut Komoditi (Kode HS 8 digit)

Februari 2022

Kode H S	Uraian golongan barang	Berat bersih (Kg)		Nilai F.O.B. (U S \$)	
		Bulan ini	Kumulatif	Bulan ini	Kumulatif
(1)	(2)	(3)	(4)	(5)	(6)
90308290	Instrument&app for measuring/checking semiconductoroth than wafer probers wafer/devices	-	1	-	10
90308410	Instruments & app for measuring/checking electrical quantities on PCB/PWB and PCA	-	3	-	2.363
90308490	Oth instrument&app with a record device for measure,check electrical quantities on PCB/PWB and PCA	6	100	9.714	29.348
90308910	Instrument&app,w/o a recording device for measuring/check elctr quantities on PCB/PWB&PCA, oth than subheading 903039	100	101	520	545
90308990	Oth instruments & apparatus,without recording device	37	41	9.915	11.285
90309010	Parts and accessories/including printed circuit assemblies of goods , subheading 9030.40 or 9030.82	589	706	317.780	527.585
90309030	Parts and accessories of optical instruments & appliances for measuring or checking PCB & PCA	93	101	15.608	15.828
90309040	Parts&accs of oth app for measuring or checking electrical quantities on PCB/PWB and PCA	292	970	43.886	127.641
90309090	Oth parts&acc (incl pca) of goods subhead 903040/903082 & measuring/checking & electrical quatities on PCB/PWB & PCA	4.381	6.047	122.108	202.816
90311010	Machines for balancing mechanical parts, electrically operated	16	381	2.674	9.949
90311020	Machines for balancing mechanical parts, not electrically operated	-	0	-	105
90312010	Test benches, electrically operated	33	33	1.070	1.070
90312020	Test benches,not electrically operated	-	2	-	6
90314910	Optical instrument&appliances for measuring surface particulate contamination on semiconductor wafers	10	73	20.525	20.766
90314930	Other optical instruments&appliances for measuring/checkingPCB/PWB & PCA	188	188	9.253	9.253
90314990	Other optical instruments and appliances for other purposes	2.457	5.571	1.625.416	2.973.422
90318010	Cable tester	379	575	30.608	43.173
90318090	Oth instruments,appliances and machines,other cable tester	64.940	152.076	1.979.831	4.038.268
90319011	Part&acc incl pca of optical instrument&appl,inspecting semiconductor wafer,&acc of optical appl elctly operated	6	28	848	14.498
90319019	Oth parts&acc oth than inspect wafer/repair/measure PCB,PWB,PWA for elctrically operated	4.244	10.806	410.335	758.304
90319020	Oth part&acc for measuring/checking instrument appliance&machines,not elctrically operated	613	646	358.120	358.904
90321010	Thermostats, electrically operated	11.114	23.134	1.074.370	1.672.092
90321020	Thermostats, not electrically operated	24	42	517	728
90322020	Manostats, not electrically operated	-	1	-	1.237
90328100	Hydraulic or pneumatic	42	997	2.468	18.176
90328910	Apparatus w/i automatic data process mach for automaticycontrol the propulsion,ballast/cargo handll system of ship	14	25	2.126	3.721
90328920	Automatic apparatus for regulating/controlling chem/electrochemical solutions in manufact PCB/PWB/PCA	294	751	22.066	64.948
90328931	Automatic regulating voltage units(stabilizers),electrically operated	2.472	4.764	71.679	115.621
90328939	Instrument&apparatus oth than automatic regulating voltage units(stabilizers),electrically operated	9.505	19.264	682.337	1.485.976
90328990	Oth automatic regulating/controlling instruments&app,not electrically operated	25.488	49.808	1.762.098	3.198.981
90329030	Part & accessories automatic, regulating/controlling instruments & apparatus,of other elctly operated	0	18	49	2.881
90329090	Other part & accessories automatic, regulating/controlling instruments & apparatus,not elect operated	13.506	26.076	384.359	777.968
90330010	Parts&acc (not specifiedf/incl elsewhere in this chap) formach,appl,app of chap 90 for elect operated equipment	20.596	61.048	865.229	1.781.890

Tabel 3 : Ekspor Indonesia menurut Komoditi (Kode HS 8 digit)

Februari 2022

Kode H S	Uraian golongan barang	Berat bersih (Kg)		Nilai F.O.B. (U S \$)	
		Bulan ini	Kumulatif	Bulan ini	Kumulatif
		(1)	(2)	(3)	(4)
90330020	Parts&acc (not specified/incl elsewhere in this chap) formach,appl,app of chap 90 for non elect operated equipment	11	84	1.182	20.072
91011100	Wrist-watches, elctly operated, whether/not incorporatinga stopwatch facility with mechanical display only	257	485	68.033	184.622
91011900	Wrist-watches, elctly operated, whether/not incorporatinga stopwatch facility without mechanical display only	32	43	51.513	56.660
91012100	Wrist-watches; not electrically operated, automatic winding, whether/not incorporating a stop-watch facility, case of precious metal or of metal clad with precious metal	66	119	303.237	366.667
91012900	Wrist-watches; not electrically operated, not automatic winding, whether or not incorporating a stop-watch facility, case of precious metal or of metal clad with precious metal	10	15	343	1.483
91019900	Pocket-watches&oth watches incl stopwatches with case of precious metal/metal clad w/precious metal,no elctly operate	263	383	33.795	58.970
91021100	Wrist-watches, electrically operated, whether or notincorporating a stopwatch facility w/mechanical display only	149	491	7.003	281.070
91021200	Wrist-watches, electrically operated, whether or notincorporating a stopwatch facility w/optoelectr display only	4	115	235	8.752
91021900	Wrist-watches, electrically operated, whether/ not incorp.a stopwatch facility w/o mechanical&optoelectr display only	8.438	19.118	61.128	113.440
91022100	Wrist-watches; whether or not incorporating a stop-watch facility, with automatic winding	7	7	10.523	10.523
91022900	Wrist-watches; whether or not incorporating a stop-watch facility, with other than automatic winding	220	585	421.156	794.821
91029100	Wrist-watches, pocket-waches&oth.watches with electrically operated	1	1	97	97
91029900	Wrist-watches, pocket-waches&oth.watches with not electrically operated	541	637	461.521	562.031
91031000	Clocks with watch movements,excl clocks of heading 9104with electrically operated	-	0	-	5
91039000	Clocks with watch movements, excl clocks ofh9104 not elect operated	-	0	-	94
91040010	Instrument panel clocks& clocks of a similar type, for vhcl	0	0	19	19
91051900	Alarm clocks,not electrically operated	13	18	207	294
91052100	Wall clocks, electrically operated	77	78	86	579
91052900	Wall clocks, not electrically operated	4	7	166	405
91059190	Oth clocks, oth than Marine chronometers electricallyoperated	1	1	18	18
91059990	Oth clocks, oth than Marine chronometers not electrically operated	-	1	-	2
91061000	Time-registers,time-recorders	13.726	34.493	987.171	2.431.173
91069090	Oth time of day recording&measuring app oth than parkingmeter	2.505	5.324	282.525	589.507
91070000	Time switches with clock/watch movement/with synchronousmotor	2.159	3.637	106.888	193.001
91081200	Watch move comp&assem w/opto elect display only,electrically operated	-	0	-	85
91082000	Watch move comp&assem with automatic winding	10	10	302.161	302.161
91101100	Complete movements,unassem /partly assem(movement sets) ofwatch	4	8	58.595	59.006
91109000	Clocks; movements, whether or not complete, incomplete, assembled or unassembled	4	4	146	151
91119000	Parts of watch cases	1	1	31	31
91131000	Watch straps,bands&bracelets of precious metal/of metal clad w/ precious metal	4	4	112	112
91139000	Watch straps, watch bands, watch bracelets, and parts thereof; n.e.c. in heading no. 9113	599	704	47.673	56.493

Tabel 3 : Ekspor Indonesia menurut Komoditi (Kode HS 8 digit)

Februari 2022

Kode H S	Uraian golongan barang	Berat bersih (Kg)		Nilai F.O.B. (U S \$)	
		Bulan ini	Kumulatif	Bulan ini	Kumulatif
(1)	(2)	(3)	(4)	(5)	(6)
91149000	Clock or watch parts; other than springs (including hairsprings), dials, plates, and bridges	50	231	4.486	6.838
92011000	Upright pianos	897.997	2.064.472	7.741.698	17.543.665
92012000	Grand pianos	213.231	444.428	3.436.514	7.246.585
92019000	Musical instruments; harpsichords and other keyboard stringed instruments n.e.c. in heading no. 9201	23	28	2.408	2.758
92021000	String musical instrument(violins,harps), played with a bow	1.152	2.269	292.108	583.173
92029000	Musical instruments; string, played other than with a bow (e.g. guitars and harps)	272.709	622.146	8.479.430	20.180.513
92051000	Brass-wind instruments	51	58	537	628
92059010	Keyboard pipe organ,harmonium&similar keyboard instrumentsw/ free metal reeds	2.977	2.978	35.036	35.092
92059090	Other wind musical instruments	77.935	157.385	3.301.638	6.730.433
92060000	Percussion musical instruments (exp, drm,xylophones,cymbals, castanets)	198.802	341.491	555.347	971.119
92071000	Keyboard instruments,oth than accordions	1.743.321	3.257.271	20.056.152	37.861.841
92079000	Musical instruments; (other than keyboard), the sound of which is produced or must be amplified electrically	799.257	1.683.448	18.771.151	40.229.915
92081000	Musical boxes	288	358	18.640	22.674
92089090	Fairground,mech street organ,sing bird, musical saw,othmusical instrument	451	486	2.569	2.664
92093000	Musical instrument strings	406	845	36.653	76.163
92099110	Part&accessories, strung backs,keyboards& metal frames for upright pianos	136.320	282.638	902.228	1.878.074
92099190	Other parts and accessories for pianos	120.487	234.843	830.466	1.828.711
92099200	Parts & accessories for the musical instrument of stringmusical instrument	579	769	35.709	55.406
92099400	Parts&acc,the music instrument of sound of which isprod/must be amplified, elect	218.610	510.165	1.766.254	3.994.859
92099900	Parts & accessories for oth musical instruments	63.056	129.693	1.795.323	3.190.869
93039000	Pistol and revolver designed to only signal flares, forfiring ammunition, captive-bolt human killers,&line-throwing	1	1	50	50
93040010	Air guns,operating at pressure of less than 7 kg	3	3	88	88
93059919	Part&acc of goods of oth arm of head 93040090 of oth than leather/textile materia	-	5	-	1.962
93059999	Parts & accessories of revolver&pistol of heading 9302 of oth leather/textile	3	353	138	28.863
93062100	Shotgun and air gun cartridges	4	5	98	113
93062900	Parts of cartridges for shotgun and air gun pellets	849	849	83.634	83.634
93063099	Oth cartridges oth than 22 calibre cartridges of oth heading 9302	0	0	38	38
93069000	Bombs,grenades,torpedoes,mines,missiles, similar munitions of war & parts thereof	1	1	8	8
93070000	Swords,cutlasses,bayonets,lances&similar arms&parts thereof & scabbards & sheaths	3	70	123	385
94012010	Seats of a kind used for motor vehicles ofheading 8702/8703/8702/8703/8704	3.498	4.770	28.052	47.727
94012090	Seats of a kind used for motor vehicles oth than ofheading 8702/8703/8704	10.508	23.433	744.901	846.636
94013000	Swivel seats with variable height adjustment	190	447	4.638	7.634
94014000	Seats oth than garden seats/ camping equepment,convertible into beds	8.775	14.617	35.834	59.691
94015200	Seats of bamboo	5.420	6.944	22.520	26.745
94015300	Seats of rattan	1.228.594	2.512.701	9.174.405	18.311.997
94015900	Seat of cane,osier or similar material	315.175	558.781	4.268.759	7.518.120
94016100	Seats; with wooden frames, upholstered, (excluding medical, surgical, dental, veterinary or barber furniture)	511.563	1.189.656	3.641.042	8.869.172
94016910	Oth seats,with wooden frames, non-upholstered, withbackrest and/or the seat made of rattan	456.294	966.049	2.877.415	6.388.091
94016990	Oth seats,with wooden frames, non-upholstered, withoutbackrest and/or the seat made of rattan	7.433.485	15.876.752	44.404.722	95.944.759

Tabel 3 : Ekspor Indonesia menurut Komoditi (Kode HS 8 digit)

Februari 2022

Kode H S	Uraian golongan barang	Berat bersih (Kg)		Nilai F.O.B. (U S \$)	
		Bulan ini	Kumulatif	Bulan ini	Kumulatif
(1)	(2)	(3)	(4)	(5)	(6)
94017100	Seats; with metal frames, upholstered, (excluding medical, surgical, dental, veterinary or barber furniture)	251.286	426.836	2.742.718	4.914.472
94017910	Other seats, with metal frames, non-upholstered, withbackrest and/or the seat made of rattan	149.035	357.953	863.154	2.134.463
94017990	Other seats, with metal frames, non-upholstered, withoutbackrest and/or the seat made of rattan	563.155	1.430.553	4.862.654	11.661.435
94018000	Seats; n.e.c. in heading no. 9401, (excluding medical, surgical, dental, veterinary or barber furniture)	99.612	260.173	1.265.915	2.130.659
94019010	Parts of aircraft seats (head 94011000)	2.335	6.110	16.643	40.186
94019031	headrest stiffeners for seats of subheading 94012010,	222	513	4.475	10.640
94019039	Parts of other seats	500.368	1.030.474	2.924.977	6.146.929
94019040	Parts of seats of subheading 94013000	106	106	270	270
94019092	Parts of seats of plastics	249.614	548.131	2.430.486	5.653.960
94019099	Parts of seats of other than plastics	153.197	418.779	548.189	1.437.229
94021010	Medis furniture,dentists chair & parts thereof	113	125	3.049	3.096
94021030	Medis furniture,barbers chairs&similar chairs thereof &thereof	56	370	260	2.013
94029010	Furniture designed for medical,surgical/ veterinary purposes &parts thereof, oth than chairs	66.314	191.335	624.935	1.698.272
94029020	Commodes	1.074	1.584	8.128	10.278
94029090	Oth furniture designed for medical, surgical/veterinary purpose&part thereof, oth than chairs and commodes	224.543	433.451	1.218.255	2.330.263
94031000	Metal furniture of a kind used in office	145.505	301.929	1.231.237	2.467.185
94032010	Oth metal furniture, fume cupboards	56.249	97.047	226.509	407.731
94032090	Oth metal furniture, other than fume cupboards	1.022.032	2.275.004	6.720.389	14.390.145
94033000	Wooden furniture of a kind used in offices	614.427	1.606.397	1.678.382	4.189.304
94034000	Wooden furniture of a kind used in the kitchen	2.995.239	7.435.828	6.872.235	17.798.197
94035000	Wooden furniture of a kind used in the bedroom	5.285.473	10.733.962	20.951.389	43.222.629
94036010	Oth wooden furniture,fume cupboard	722.949	1.442.180	2.902.132	5.433.546
94036090	Oth wooden furniture,oth than fume cupboard	22.974.351	47.191.317	88.407.466	185.218.248
94037010	Furniture of plastics for baby walker	600	614	3.500	3.532
94037090	Furniture of plastics oth than for baby walker,fumecupboard	208.977	458.932	2.167.858	4.664.988
94038200	Furniture of bamboo	50.120	123.413	144.890	297.390
94038300	Furniture of rattan	563.147	1.206.620	4.169.405	8.600.727
94038910	Fume Cupboard	4.959	5.029	27.860	43.085
94038990	Other furniture of cane, osier, bamboo or similar materials	293.535	684.949	2.231.225	5.805.771
94039010	Parts of baby walkers of plastics	4.044	4.044	32.571	32.571
94039090	Parts of metal, wood, plastics and bamboo furnitureother than baby walker	826.984	1.717.407	2.581.990	5.647.634
94041000	Mattress supports	67.579	218.047	292.258	844.078
94042110	Mattresses of cellular rubber, whether or not covered	63.719	114.382	808.417	1.456.808
94042120	Mattresses of cellular plastics, whether or not covered	3.205.847	8.038.041	14.352.662	36.234.069
94042910	Mattress springs of other materials	3.987.581	6.912.590	13.159.328	23.225.346
94042920	Mattress of hyperthermia or hypothermia type of othmaterials	4	4	400	400
94042990	Mattress of other materials excl spring mattress & hyperthermia or hypothermia type	1.211.504	2.599.091	3.806.939	7.689.233
94043000	Sleeping bags	2.173	5.978	50.297	143.585
94049010	Quilts,bedspreads & mattress protectors	18.893	39.485	174.278	345.010
94049090	Other articles of bedding&similar furnishing	318.491	630.558	3.472.034	6.724.231
94051091	Spotlights for ceiling or wall	324	10.432	819	16.731
94051092	Fluorescent lamps and lighting fittings	-	96	-	555
94051099	Oth fluorescent lamps and lighting fittingsoth than for operating rooms	244.033	605.543	1.421.018	3.173.745
94052090	lamps of electric table,desk, bedside/ floor-standing lamps	19.489	39.400	88.055	208.207
94053000	Lighting sets of a kind used for christmas trees	5.509	41.662	52.750	309.915
94054020	Searchlights	8.247	8.683	37.459	48.786
94054040	Oth. electr lamps of spotlights	2	2	32	64
94054050	Oth electr lamps,of a kind used for lighting publicospace/thoroughfares	1	3.890	5	86.920
94054060	Other exterior lighting	4.921	9.659	116.556	207.428

Tabel 3 : Ekspor Indonesia menurut Komoditi (Kode HS 8 digit)

Februari 2022

Kode H S	Uraian golongan barang	Berat bersih (Kg)		Nilai F.O.B. (U S \$)	
		Bulan ini	Kumulatif	Bulan ini	Kumulatif
		(1)	(2)	(3)	(4)
94054080	Pilot lamp with fitting for electro-thermic domestic applic of heading 85.16	69.354	181.770	724.421	2.075.854
94054099	Other lighting fittings	163.450	201.155	897.432	1.365.189
94055011	Non elect. Lamps of oil-burning, of bras forreligious rites	1.088	2.769	14.353	30.674
94055019	Other non elect. Lamps of oil-burning	39	392	71	597
94055040	Hurricane lamps	5.592	5.592	23.188	23.188
94055090	Other non elect lighting fittings	3.561	7.274	41.440	75.360
94056090	Others illuminated signs	5.177	8.957	201.065	285.219
94059140	Parts of globes and chimneys	79	211	1.192	2.057
94059190	Other parts of glass for other lamps & lighting fittings	401	489	17.940	22.726
94059210	Parts of plastics for lamps for operating rooms	-	58	-	2.200
94059220	Parts of plastics for spotlights	7	7	138	138
94059290	Other parts of plastics for other lamps & lighting fittings	573	606	4.707	5.029
94059910	Parts Lampshades of textile material	244	1.020	6.634	10.786
94059920	Parts Lampshades of other material	1.283	4.076	22.874	45.095
94059940	Parts for searchlights or spotlightsoth than of glass & plastics	413	837	13.734	43.236
94059950	Parts of lamp made of ceramics or metal	234	843	7.683	27.465
94059990	Other parts of lamp not made of ceramics, metal, glass, orplastics	11.447	23.444	133.088	297.486
94061090	Prefabricated buildings of wood	44.137	145.193	64.792	166.039
94069011	Greenhouses of non-wood, fitted with mechanical orthermal equipment made of iron or steel	1	1	1	1
94069019	Greenhouses of non-wood, fitted with mech/thermal equipment oth than made of iron/steel	1.456	7.043	4.759	21.067
94069020	Prefabricated buildings of non-wood, fitted withmechanical or thermal equipment made of plastics/ alumunium	4.818	5.893	43.826	47.253
94069030	Prefabricated buildings of non-wood, fitted withmechanical or thermal equipment of iron or steel	6.787	85.423	23.236	414.629
94069040	Prefabricated buildings of non-wood, fitted with mechanicalor thermal equipment of cement, concrete or artificial stone	30	655	446	2.278
94069090	Prefabricated buildings of non-wood, fitted withmechanical or thermal equipment made of oth material	38.376	50.026	38.684	43.073
95030010	Tricycles, scooters, pedal cars and similar wheeled toys;dolls carriages	25.347	34.402	159.588	238.318
95030021	Dolls, whether/not dressed	1.944.679	3.927.820	20.553.981	42.115.536
95030022	Garments & garments accessories; footwear & headgear of dolls	1.616	3.874	20.736	29.205
95030029	Other parts and accessories for dolls	13.849	24.663	156.207	287.689
95030030	Electric trains toys, includ tracks, signals and other accessories thereof	175	276	7.895	10.965
95030040	Reduces size model aircraft assembly kits, working or notmodels, working or not	194.905	381.477	3.580.368	8.034.274
95030050	Other construction sets& constructional toys, of materials other than plastics	2.101	5.599	26.154	74.801
95030060	Stuffed toys representing animals or non-human creatures	1.025.419	2.178.266	13.943.435	29.876.507
95030070	Puzzles of all kinds	665	7.845	7.622	47.678
95030091	Numerical/alphabetical/animal blocks or cut-out; wordbuilders/making set;	179.776	398.826	969.933	2.472.357
95030094	Toys of rubber	214	269	9.204	10.533
95030099	Other toys or parts	588.604	1.146.717	4.355.009	8.464.968
95042020	Tables for billiards of all kinds	350	3.550	425	2.725
95042030	Billiard chalks	2	922	42	13.482
95042090	Oth articles & accessories for billiards of all kinds	177	458	5.362	15.868
95043090	Other games, operated by coins and by oth means of payment	6.493	37.370	89.723	470.524
95044000	Playing cards	474	1.264	18.480	65.202
95045010	Video game consoles and machines, other than those of subheading 9504.30, that used with a television receiver	74	2.825	586	975
95045090	Video game consoles and machines, other than those ofsubheading 9504.30, that used without a television receiver	351	448	21.371	35.171

Tabel 3 : Ekspor Indonesia menurut Komoditi (Kode HS 8 digit)

Februari 2022

Kode H S	Uraian golongan barang	Berat bersih (Kg)		Nilai F.O.B. (U S \$)	
		Bulan ini	Kumulatif	Bulan ini	Kumulatif
(1)	(2)	(3)	(4)	(5)	(6)
95049010	Bowling requisites of all kind	126	126	230	230
95049029	Darts & parts & accessories that made of material other than wood, paper and plastic	1	124	184	4.448
95049032	Tables designed for use with casino games, of wood or of plastics	23	23	356	356
95049033	Other tables designed for use with casino games	4	4	10	10
95049039	Other gambling equipment & paraphernalia equipment	2	2	519	549
95049092	Tables designed for game of wood/plastic not gambling equipment	614	1.405	7.916	20.759
95049093	Tables designed for games not of wood/ plastics, not gambling equipment	-	6	-	20
95049099	other table designed for games not wood/ plastics	207.515	438.539	411.423	845.527
95051000	Articles for christmas festivities	3.524	23.381	13.824	132.394
95059000	Festive,carnival/oth entertn.articles incl conjuringtricks & novelty jokes	18.496	41.284	213.349	374.190
95061100	Skis of snow-skis	21	21	8	8
95061900	Snow-ski equipment	134	640	9.702	21.416
95062100	Sailboards	26.877	34.643	533.252	661.169
95062900	Water sport equipment; water-skis, surf-boards and other water-sport equipment, excluding sailboards	21.609	106.597	247.595	905.301
95063100	Golf clubs, complete	2.001	2.125	10.274	12.100
95063200	Balls for golf	320.089	635.555	2.585.639	4.989.162
95063900	Golf equipment; other than clubs and balls	990	1.302	6.552	9.839
95064010	Tables tennis	50	1.019	50	18.449
95064090	Oth articles & equip for table-tennis	122	255	15.627	17.207
95065100	Lawn-tennis rackets, whether/not strung	87	299	1.442	2.244
95065900	Badminton or similar rackets, whether/ not strung	157	279	23.920	46.328
95066100	Lawn-tennis balls	24.148	43.809	226.890	424.132
95066200	Inflatable balls	137.237	205.435	1.489.081	2.210.072
95066900	Balls; (other than inflatable or for lawn-tennis, golf or table-tennis)	768	9.290	424	105.783
95067000	Ice skates & roller skates, incl skating boots with skates attached	1	149	171	8.985
95069100	Artic & equip for general physics exercise, gymnastics or athletics	9.600	19.355	443.036	951.318
95069910	Bows (including crossbows) and arrows	6	9	284	321
95069920	Nets, cricket pads and shin guards	2.375	7.001	54.920	163.154
95069930	Shuttlecocks	285	362	13.732	14.448
95069990	Articles & equipment for outdoor games, swimming pools and paddling tools	84.607	167.478	1.293.385	2.546.950
95071000	Fishing rods	19.838	39.386	2.746.224	5.532.980
95072000	Fish-hooks, whether/not snelled	19.505	42.853	1.381.064	3.032.523
95073000	Fishing reels	787	808	18.645	18.675
95079000	Fishing tackle n.e.c., butterfly nets, decoy birds (other than those of heading no. 9208 or 9705) and similar hunting or shooting requisites	26.323	50.669	836.230	1.698.218
95089000	Roundabouts,swings,shooting galleries& oth fairgroundamusement;trave theatres	35	8.204	489	10.914
96011090	Articles of ivory oth than cigarette cases, tobaccojars, and ornamen	128	359	3.424	5.881
96019011	Cigar or cigarette cases, tobacco jars;ornamental articles of mother-of-pearl or tortoise-shell	9.259	30.136	57.202	171.977
96019019	Oth article made of mother-of-pearl or tortoise-shell exclcigar/cigarette case, tobacco jar, ornamental&pearl nucleus	9.207	42.671	245.296	606.685
96019090	Bone, horn, antlers, coral, and articles made of them	-	23.824	-	432.420
96020010	Gelatin capsules for pharmaceutical products	57.733	105.664	1.631.723	2.863.019
96020020	Cigar/cigarette cases, tobacco jars & household ornamentalarticles	0	0	10	10
96020090	Oth worked veget/minerl carving material&articles of these materials	9.691	10.841	14.158	21.165

Tabel 3 : Ekspor Indonesia menurut Komoditi (Kode HS 8 digit)

Februari 2022

Kode H S	Uraian golongan barang	Berat bersih (Kg)		Nilai F.O.B. (U S \$)	
		Bulan ini	Kumulatif	Bulan ini	Kumulatif
		(1)	(2)	(3)	(4)
96031010	Brushes consisting of twig/oth vegetable materials bound together	6.170	88.891	12.335	45.212
96031020	Brooms consisting of twig/oth vegetable materials boundtogether	3.235.162	6.153.442	1.398.991	2.797.797
96032100	Tooth brushes, incl dental-plate brushes	48.403	79.878	637.628	1.154.000
96032900	Shaving brushes, hair brush, nail brush, eyelash & oth brush for use on the person	12.317	30.131	149.657	379.722
96033000	Artists' brushes, writing brush & similar brushes for the application of cosmetic	3	38	135	1.771
96034000	Paint, distemper, varnish/similar brushes oth than 9603.30; Paint pads & rollers	227.603	496.852	1.232.877	2.415.451
96035000	Brushes; constituting parts of machines, appliances or vehicles	833	844	6.771	7.297
96039010	Prepared knots and tufts for broom or brush making	11.100	11.100	4.388	4.388
96039020	Hand-operated mechanical floor sweepers, not motorised	-	23	-	2.521
96039040	Other brushes, other than tooth brush, hair brush, shaving brush	204	205	1.579	1.582
96039090	Mops and feather dusters; squeegees (oth than rollers squeegees)	21.721	66.538	94.447	332.156
96040090	Hand sieves and hand riddles of other material	162	264	89	1.180
96050000	Travel sets for personal toilet, sewing or shoe or clothes cleaning	4.354	9.007	22.142	42.281
96061010	Press-fasteners, snap-fasteners and press-studs and part thereof of plastic	295	492	4.496	10.749
96061090	Press-fasteners, snap-fasteners and press-studs and part thereof of other	211	964	4.901	31.920
96062100	Buttons of plastics, not covered with textile material	474	1.076	8.331	19.668
96062200	Buttons of base metal, not covered with textile material	7	3.968	366	27.302
96062900	Buttons; of other than base metal or plastics, not covered with textile material	14.328	18.928	130.063	206.789
96063010	Button moulds & other parts of buttons; button blanks, of plastic	261	1.121	14.073	44.472
96063090	Button moulds & other parts of buttons; button blanks, of other material	3.100	6.954	94.799	308.796
96071100	Slide fasteners fitted with chain scoops of base metal	52.375	54.518	109.034	138.879
96071900	Slide fasteners; other than those fitted with chain scoops of base metal	56.680	67.178	505.134	679.813
96072000	Parts of slide fasteners	1.123.362	2.552.231	7.997.571	17.833.744
96081010	Ball point pens of plastics	7.022	20.073	94.707	278.834
96081090	Ball point pens of other than plastics	20.976	50.532	734.342	1.657.214
96082000	Felt tipped & other porous-tipped pens and markers	32.559	132.282	279.773	1.066.735
96083020	Fountain pens	-	2.107	-	5.113
96083090	Oth fountain pens, stylograph pens and other pens	602	764	58.290	124.299
96084000	Propelling or sliding pencils	42	319	2.191	11.886
96085000	Sets of articles from two or more of the foregoing subheadings	6	34	108	855
96086010	Refills for ball point pens, comprising the ball point & ink- of plastics	8	11	372	385
96086090	Refills for ball point pens, comprising the ball point & ink- of other than plastics	339	550	15.068	25.090
96089190	Pen nibs and nib points of oth than gold and gold plated Pen nibs and nib points of oth material	18	19	3.468	3.493
96089910	Duplicating stylos	14	14	14	14
96089991	Parts of ball point pens of plastics	10	10	10	10
96089999	Penholders, pencil-holders & similar holder; parts of ball point	140	381	1.604	7.809
96091010	Black pencils, with lead encased in a rigid sheath	48.457	183.323	431.772	1.521.282
96091090	Crayons & oth pencils with lead encased in a rigid sheath	169.279	374.820	1.966.464	4.143.452
96092000	Pencil leads, black or coloured	29.908	46.381	129.380	248.315
96099030	Pencils & crayons other than those of subheading 9609.10	4	5	8	13
96099091	Writing or drawing chalks	132.075	284.995	132.346	303.602
96099099	Pastels, drawing charcoals, tailors' chalk and other pencils	716.783	1.624.747	1.582.093	3.532.628
96100090	Boards and oth slates, with writing or drawing surfaces	74.786	254.359	230.290	756.680

Tabel 3 : Ekspor Indonesia menurut Komoditi (Kode HS 8 digit)

Februari 2022

Kode H S	Uraian golongan barang	Berat bersih (Kg)		Nilai F.O.B. (U S \$)	
		Bulan ini	Kumulatif	Bulan ini	Kumulatif
		(1)	(2)	(3)	(4)
96110000	Date, seal/numbering stamps & the like,in the hand operatd;hand composing stick	82	159	3.777	56.244
96121010	Ribbons of textile fabric	55.480	122.549	1.563.683	3.059.240
96121090	Ribbons of other materials or similar ribbons	5.307	11.151	78.849	179.413
96122000	Ink-pads	16	16	30	30
96131090	Pocket lighters, gas fuelled, non-refillable of other materials	1	21	150	160
96132090	Pocket lighters, gas fuelled, refillable of other materials	0	25	20	30
96138010	Piezo-electric lighters for stoves and ranges	16.018	16.018	84.452	84.452
96138090	Lighters; whether or not mechanical or electrical, n.e.c. in heading no. 9613	0	0	9	9
96139010	Refilled cartridge or oth receptaclespart of mechncd lighter,cont liquid fuel	-	5.429	-	18.553
96140090	Smoking pipes and cigar or cigaretteholder and parts thereof	4	37	1.198	6.021
96151130	Combs, hair-slides and the like of plastics	32	47	275	360
96151900	Combs, hair-slides and the likeother than hard rubbers or plastics	1.010	1.262	4.388	9.649
96159019	Other decorative hair pins	270	306	9.014	9.462
96159021	Parts of combs, hair pins and the like of aluminium	123	123	2.527	2.527
96159022	Parts of combs, hair pins and the like of iron or steel	-	3	-	8
96159092	Curling grips, hair-curlers and the like of iron or steel	150	150	437	437
96159093	Curling grips, hair-curlers and the like of plastics	137	138	2.022	2.023
96159099	Other curling grips, hair-curlers and the like	-	3	-	10
96161010	Scent sprays and similar toilet sprays	1	603	60	24.987
96161020	Mounts and heads of scent sprays and similar toilet sprays	14.398	25.353	78.208	139.451
96162000	Powder-puffs & pads for the applicationof cosmetics or toilet preparations	2.595	6.085	89.854	203.477
96170010	Vacuum flasks and other vacuum vessels	3.370	6.109	4.494	8.345
96180000	Tailor' dummies, oth lay figure;automata& animated displ. shop window dressing	5.157	7.306	198.364	287.414
96190011	Disposible sanitary towel,tanpon,napkinwith an absorbent core of textile	37.372	54.296	61.422	122.385
96190012	Sanitary towels and tampons of paper, paper pulp, cellulose wadding or webs of cellulose fibres	363.281	659.876	1.764.475	3.232.678
96190013	Baby napkins and pads for incontinence, of paper, paper pulp, cellulose wadding or webs of cellulose fibres	1.981.651	4.660.461	4.970.759	11.933.527
96190014	Other disposable articles made of paper, paper pulp, cellulose wadding or webs of cellulose fibres	18.453	25.801	55.980	77.663
96190019	Oth disposible sanitary towel, tampons, napkins and napkinsliners for babies	580.055	1.034.486	1.394.371	2.556.446
96190091	Sanitary towel,tampon,napkin, knitted or crocheted with an absorb core of textile	560	560	5.021	5.021
96190099	Oth sanitary towel, tampons, napkins, with an absorbent core of wad of oth material	340	2.311	1.997	5.501
96200010	Monopods, bipods, tripods and similar articles made of plastics	2.352	4.727	48.485	120.518
96200030	Monopods, bipods, tripods and similar articles made of iron and steel	8	14	58	90
96200040	Monopods, bipods, tripods and similar articles made of aluminium	100	178	4.872	9.511
96200090	Monopods, bipods, tripods and similar articles made of other material	429	730	6.251	11.967
97011000	Paintings, drawings and pastels,executed entirely by hand	6.668	13.598	275.793	446.545
97019000	Colleges & similar decorative plaquesexecuted entirely by hand	32.796	40.736	231.523	325.627
97030000	Original sculptures and statuary, in any material.	18.431	45.592	104.721	206.555
97040000	Postage/revenue stamps, stamp postmark,first-day covers, stamped paper	90	90	5.279	5.280
99991000	Postal packages n.c.a.k	51.681	108.767	1.019.112	2.142.777
Total Ekspor		44.630.366.469	71.806.897.925	20.472.894.279	39.646.593.323

Sumber : dokumen PEB dan non PEB, diolah

Tabel 4. Ekspor Indonesia menurut Negara Tujuan

Februari 2022

Kode Negara	Negara Tujuan	Berat bersih / Net weight (Kg)		Nilai / Value F.O.B. (U S \$)	
		Bulan ini	Kumulatif	Bulan ini	Kumulatif
(1)	(2)	(3)	(4)	(5)	(6)
JP	JAPAN	3.732.033.552	6.003.534.045	1.869.021.996	3.518.518.858
HK	HONG KONG	238.833.270	434.362.263	181.606.849	353.871.490
KP	KOREA, DEM. PEOPLE'S REP.	-	329	-	3.041
KR	KOREA, REPUBLIC OF	2.477.644.371	4.391.048.945	1.009.859.641	1.846.235.777
TW	TAIWAN	1.449.020.001	2.440.216.355	610.125.713	1.096.248.350
CN	CHINA	13.803.135.308	23.144.990.190	3.800.997.113	7.519.530.502
MN	MONGOLIA	447.450	585.583	1.713.182	2.093.192
MO	MACAU	208.290	344.773	321.112	765.607
PG	PAPUA NEW GUINEA	25.226.622	45.542.319	17.962.580	37.034.392
TH	THAILAND	1.438.335.727	2.198.420.551	591.213.122	1.133.279.988
SG	SINGAPORE	1.582.396.701	3.090.906.900	1.101.479.899	2.077.108.627
PH	PHILIPPINES	2.593.367.357	3.765.260.126	829.586.372	1.468.410.827
MY	MALAYSIA	2.250.731.885	3.865.990.729	1.117.754.606	2.114.116.671
MM	MYANMAR	53.444.507	119.099.071	74.299.391	161.372.203
KH	CAMBODIA	202.991.217	270.303.103	71.260.992	114.690.838
BN	BRUNEI DARUSSALAM	2.497.505	126.038.878	6.514.974	22.211.221
LA	LAO PEOPLE'S DEM. REP.	150.638	227.022	972.514	1.535.906
NP	NEPAL	1.904.200	3.512.786	2.775.247	5.161.434
BT	BHUTAN	-	1.267	-	22.567
VN	VIET NAM	710.364.473	1.233.621.081	466.506.927	934.046.927
MV	MALDIVES	12.212.347	24.759.579	3.154.431	6.634.032
IN	INDIA	9.056.848.691	11.629.445.107	1.431.851.079	2.472.125.174
PK	PAKISTAN	622.711.482	944.088.699	267.763.334	559.849.196
BD	BANGLADESH	1.410.854.681	2.061.503.444	348.037.427	576.429.567
LK	SRI LANKA	89.443.413	190.748.691	22.472.355	69.371.824
AF	AFGHANISTAN	279.788	628.260	401.905	1.822.097
IQ	IRAQ	54.788.451	64.882.704	58.844.190	72.623.828
IR	IRAN (ISLAMIC REPUBLIC OF)	11.255.175	35.365.638	17.690.133	45.290.287
SA	SAUDI ARABIA	67.068.143	108.968.891	115.375.581	241.326.428
IL	ISRAEL	5.504.061	15.579.193	12.339.586	31.853.159
KW	KUWAIT	4.380.670	7.600.859	12.255.032	21.953.334
JO	JORDAN	4.518.714	13.992.023	44.673.088	101.994.594
LB	LEBANON	3.768.647	7.930.585	5.762.489	10.946.557
PS	PALESTINA	6.889	76.189	30.783	219.783
YE	YEMEN	1.017.056	10.511.687	2.271.812	13.625.700
OM	OMAN	15.680.057	28.883.575	25.724.758	45.818.444
SY	SYRIA ARAB REPUBLIC	64.541	1.615.486	224.500	2.783.747
TR	TURKEY	125.417.003	223.259.785	176.722.535	346.262.228
AE	UNITED ARAB EMIRATES	62.078.113	152.576.149	161.508.499	344.551.026
QA	QATAR	3.890.023	9.031.095	9.878.263	30.284.841
BH	BAHRAIN	1.114.180	2.834.783	3.101.598	6.718.594
CY	CYPRUS	150.527	762.334	814.112	1.675.766
EG	EGYPT	95.937.870	230.774.910	123.307.270	304.365.599
LY	LIBYAN ARAB JAMAHIRIYA	607.116	1.792.657	1.048.113	3.088.733
MA	MOROCCO	3.123.244	5.972.001	10.517.346	20.304.113
TN	TUNISIA	5.746.825	16.649.149	9.391.445	23.761.513
DZ	ALGERIA	23.360.672	47.075.988	31.403.679	63.361.489
SD	SUDAN	12.825.999	14.474.458	18.009.727	22.075.835
NA	NAMIBIA	91.024	91.392	251.075	251.575
ET	ETHIOPIA	2.177.745	4.119.355	4.357.098	8.196.266
TZ	TANZANIA, UNITED REP. OF	7.982.606	20.083.418	13.371.481	31.610.610
MG	MADAGASCAR	2.728.406	9.623.359	2.984.416	9.281.932
SO	SOMALIA	2.150.347	3.965.539	6.229.122	11.062.575
KE	KENYA	8.251.960	15.279.411	10.945.079	21.604.473
RE	REUNION	485.127	1.017.200	828.392	1.800.943
MZ	MOZAMBIQUE	2.919.725	7.743.745	3.271.225	8.866.092
BW	BOTSWANA	-	563.472	-	3.527.983
GQ	EQUATORIAL GUINEA	350.035	1.383.542	392.164	1.751.631
TG	TOGO	7.529.153	17.835.516	12.776.765	27.444.525
GH	GHANA	7.375.240	14.711.233	15.023.686	26.536.917
LR	LIBERIA	513.263	5.261.511	823.972	6.927.955
GN	GUINEA	1.154.830	2.184.477	2.549.760	5.209.610

Tabel 4. Ekspor Indonesia menurut Negara Tujuan

Februari 2022

Kode Negara	Negara Tujuan	Berat bersih / Net weight (Kg)		Nilai / Value F.O.B. (U S \$)	
		Bulan ini	Kumulatif	Bulan ini	Kumulatif
(1)	(2)	(3)	(4)	(5)	(6)
AO	ANGOLA	5.971.781	24.844.604	6.670.881	29.970.124
CG	CONGO	1.705.545	5.441.996	2.618.207	7.672.525
CM	CAMEROON	1.435.067	4.344.756	1.893.452	6.457.007
NG	NIGERIA	16.460.446	42.430.121	28.477.013	69.480.594
SL	SIERRA LEONE	550.929	923.721	1.009.306	1.655.046
GA	GABON	230.560	442.411	387.484	849.274
CI	COTE D'IVOIRE	2.186.137	7.976.539	3.712.740	11.802.915
SN	SENEGAL	2.635.814	8.835.884	4.403.256	13.584.537
MR	MAURITANIA	11.181.687	19.781.452	54.188.092	64.709.710
ML	MALI	82.246	189.616	489.243	997.351
BJ	BENIN	1.245.150	8.483.992	1.413.435	11.043.765
BF	BURKINA FASO	431.237	633.591	2.189.796	3.109.156
GM	GAMBIA	413.450	1.900.774	568.765	2.635.240
SC	SEYCHELLES	96.003	151.013	281.273	522.177
UG	UGANDA	682.986	817.107	189.446	391.746
CF	CENTRAL AFRICAN REPUBLIC	7.868	46.887	158.157	435.153
NE	NIGER	88.320	445.770	197.480	773.436
TD	CHAD	2.139	2.139	30.041	30.041
DJ	DJIBOUTI	7.880.359	42.667.660	11.091.286	53.664.984
ST	SAO TOME AND PRINCIPE	-	411.336	-	588.136
SZ	SWAZILAND	31.797	93.449	268.535	612.560
ZA	SOUTH AFRICA	23.733.182	97.604.888	51.469.166	150.446.006
ZW	ZIMBABWE	2.060	26.778	16.939	196.156
ZM	ZAMBIA	98.300	98.300	362.722	362.722
MW	MALAWI	575.573	1.144.212	931.504	1.598.779
KM	COMOROS	38.383	253.694	33.642	295.287
BI	BURUNDI	-	34.579	-	111.419
MU	MAURITIUS	44.214.376	46.539.204	4.206.926	8.297.118
RW	RWANDA	5.775	5.775	54.453	54.453
YT	MAYOTTE	78.225	301.173	15.852	268.886
CD	DEMOCRATIC REP. OF THE CONGO	409.434	1.170.049	1.477.704	2.602.518
AU	AUSTRALIA	180.930.096	383.618.576	238.218.604	506.270.440
NZ	NEW ZEALAND	90.364.427	255.310.537	40.667.338	96.361.078
FM	MICRONESIA, FED. STATES OF	98.727	196.599	195.077	272.265
GU	GUAM	29.320	62.729	37.633	97.308
PW	PALAU	9.930	9.930	10.419	10.419
NR	NAURU	18.247	24.548	68.121	91.977
NC	NEW CALEDONIA	371.194	871.624	720.500	1.507.413
NU	NIUE	-	0	-	28
MP	NORTHERN MARIANA ISLANDS	11.636	11.636	47.105	47.105
VC	SAINT VINCENT AND THE GRENADINES	2.100	15.901	12.693	25.068
VU	VANUATU	261.064	611.931	294.737	826.476
WF	WALLIS AND FUTUNA ISLANDS	-	48.000	-	82.967
AS	AMERICAN SAMOA	63.515	145.108	75.651	120.381
CK	COOK ISLANDS	-	208.320	-	276.697
FJ	FIJI	666.788	28.705.544	1.732.211	5.739.299
KI	KIRIBATI	104.352	216.512	316.447	490.110
MH	MARSHALL ISLANDS	14.249	98.502	40.905	305.211
WS	SAMOA	597.726	1.193.863	1.154.659	2.275.669
SB	SOLOMON ISLANDS	487.910	1.451.502	953.956	2.432.270
TO	TONGA	294.269	455.655	467.896	769.288
TL	EAST TIMOR	42.483.000	91.380.110	20.666.744	44.153.110
US	UNITED STATES	546.520.538	1.103.570.168	2.393.079.654	4.957.567.911
CA	CANADA	16.282.949	40.296.804	86.269.840	207.530.529
MX	MEXICO	32.158.583	82.725.177	123.008.306	261.416.224
GT	GUATEMALA	1.755.944	3.434.303	4.677.597	9.963.533
HN	HONDURAS	3.766.779	9.860.435	15.589.509	40.418.139
NI	NICARAGUA	582.273	1.096.204	2.434.437	4.137.756
PA	PANAMA	2.860.508	4.175.850	19.862.814	30.330.362
CU	CUBA	368.357	370.159	373.756	378.877
SR	SURINAME	61.748	185.775	149.672	322.970
CL	CHILE	3.856.058	9.557.620	18.278.468	41.688.336

Tabel 4. Ekspor Indonesia menurut Negara Tujuan

Februari 2022

Kode Negara	Negara Tujuan	Berat bersih / Net weight (Kg)		Nilai / Value F.O.B. (U S \$)	
		Bulan ini	Kumulatif	Bulan ini	Kumulatif
(1)	(2)	(3)	(4)	(5)	(6)
VE	VENEZUELA	177.732	704.936	485.720	1.644.832
AR	ARGENTINA	5.960.017	11.476.659	23.408.921	47.181.383
BR	BRAZIL	25.074.265	69.416.050	85.474.908	190.195.897
CO	COLOMBIA	15.597.978	31.640.916	26.652.828	55.858.429
BO	BOLIVIA	594.938	1.238.020	1.380.186	2.995.293
UY	URUGUAY	531.595	836.827	2.904.056	4.581.163
PY	PARAGUAY	112.929	274.326	918.909	1.969.326
EC	ECUADOR	4.351.709	7.707.779	10.991.529	22.795.114
PE	PERU	4.290.085	10.103.346	18.230.964	38.922.623
GY	GUYANA	41.230	213.748	129.570	384.153
TT	TRINIDAD AND TOBAGO	1.766.663	2.642.032	2.978.733	4.933.317
BS	BAHAMAS	46.885	85.237	351.107	661.107
JM	JAMAICA	747.532	1.394.627	2.185.088	3.542.426
PR	PUERTO RICO	604.101	1.220.446	2.304.695	5.612.244
BZ	BELIZE	28.796	41.237	85.832	150.044
DO	DOMINICAN REPUBLIC	3.870.708	7.202.226	11.324.281	20.974.498
SV	EL SALVADOR	996.509	1.784.436	2.474.459	5.110.833
CR	COSTA RICA	1.114.329	2.885.112	3.516.837	9.150.924
HT	HAITI	8.814.349	16.312.563	10.405.967	19.318.597
BB	BARBADOS	169.081	282.451	510.991	842.979
AG	ANTIGUA AND BARBUDA	13.589	66.975	146.744	296.442
AW	ARUBA	63.271	90.855	224.273	338.325
BM	BERMUDA	29.012	45.520	207.882	322.901
CV	CAPE VERDE	42.249	42.249	177.824	177.824
KY	CAYMAN ISLANDS	10.735	38.784	69.258	259.522
DM	DOMINICA	102.518	164.723	773.215	1.327.770
GF	FRENCH GUIANA	32.343	73.327	91.663	127.910
PF	FRENCH POLYNESIA	15.405.786	15.953.944	1.418.827	2.708.804
GD	GRENADA	4.080	33.163	43.365	103.603
MQ	MARTINIQUE	148.574	240.034	467.035	863.024
AN	NETHERLANDS ANTILLES	108.267	161.584	910.787	1.425.144
LC	SAINT LUCIA	13.725	24.245	115.115	204.436
TC	TURKS AND CAICOS ISLANDS	1.657	1.669	5.362	6.105
GP	GUADELOUPE	193.284	351.747	797.567	1.367.187
KN	SAINT KITTS AND NEVIS	-	2.195	-	16.876
MS	MONTserrat	-	1.290	-	11.984
VG	VIRGIN ISLANDS (BRITISH)	-	233	-	8.350
VI	U.S. VIRGIN ISLANDS	6	8	20.815	21.154
GB	UNITED KINGDOM	31.623.206	63.959.460	111.129.931	246.538.886
NL	NETHERLANDS	402.282.961	738.284.636	475.135.354	902.023.748
FR	FRANCE	37.301.455	58.695.122	112.571.639	221.466.350
DE	GERMANY, FED. REP. OF	44.528.405	106.545.675	246.336.026	537.218.178
AT	AUSTRIA	266.287	547.426	5.313.455	8.803.688
BE	BELGIUM	30.696.653	90.173.078	149.423.025	338.516.974
CH	SWITZERLAND	689.858	1.135.108	468.995.825	586.966.473
LU	LUXEMBOURG	726.900	2.473.376	1.885.538	5.395.712
GI	GIBRALTAR	-	70.158	-	28.839
MC	MONACO	2.643	5.339	65.847	137.402
DK	DENMARK	4.641.690	11.612.516	16.534.947	37.233.812
NO	NORWAY	786.862	2.395.686	4.965.690	10.860.086
SE	SWEDEN	6.047.675	13.756.383	19.349.664	43.774.018
FI	FINLAND	2.470.327	4.187.119	6.292.458	11.712.077
IE	IRELAND	3.735.817	6.308.369	10.027.448	19.679.943
IT	ITALY	101.844.127	252.193.017	200.714.826	450.798.648
ES	SPAIN	350.146.398	487.106.656	174.195.510	358.804.956
PT	PORTUGAL	2.676.244	7.437.236	8.610.821	19.078.219
IS	ICELAND	27.913	28.559	38.736	50.701
GR	GREECE	9.960.175	24.714.767	17.886.006	43.813.327
LI	LIECHTENSTEIN	-	2	-	383
HU	HUNGARY	913.119	2.187.324	7.271.709	15.761.840
PL	POLAND	9.644.757	19.838.997	53.395.063	111.020.793
RO	ROMANIA	4.047.466	8.426.849	9.615.712	19.435.569

Tabel 4. Ekspor Indonesia menurut Negara Tujuan

Februari 2022

Kode Negara	Negara Tujuan	Berat bersih / Net weight (Kg)		Nilai / Value F.O.B. (U S \$)	
		Bulan ini	Kumulatif	Bulan ini	Kumulatif
		(1)	(2)	(3)	(4)
BG	BULGARIA	12.185.340	13.927.415	35.544.044	38.648.047
AL	ALBANIA	759.707	1.182.890	854.270	1.501.699
AM	ARMENIA	21.570	49.334	84.620	281.190
AZ	AZERBAIJAN	20.116	81.370	27.615	321.042
BY	BELARUS	173	39.063	6.682	79.306
KZ	KAZAKHSTAN	38.654	119.176	243.413	455.364
KG	KYRGYZSTAN	382	30.642	27.572	141.309
MD	MOLDOVA, REPUBLIC OF	-	2.117	-	9.345
TJ	TAJKISTAN	-	131.947	-	148.441
TM	TURKMENISTAN	359.543	480.387	496.320	690.973
UA	UKRAINE	17.652.896	20.150.093	23.310.675	28.679.644
UZ	UZBEKISTAN	384.327	488.235	663.082	934.104
LT	LITHUANIA	450.882	977.473	1.430.796	2.435.696
LV	LATVIA	1.171.634	6.544.580	2.523.519	12.955.140
EE	ESTONIA	12.708.233	40.392.457	18.284.449	52.922.563
GE	GEORGIA	5.919.158	7.772.023	5.737.978	9.496.986
HR	CROATIA	1.338.155	3.242.481	2.451.795	6.643.946
BA	BOSNIA AND HERZEGOVINA	129.000	130.691	180.085	297.627
MT	MALTA	182.879	224.603	457.313	679.636
SK	SLOVAKIA	193.689	553.095	2.447.032	5.895.753
SI	SLOVENIA	6.643.848	13.339.612	13.782.856	28.155.306
CZ	CZECH REPUBLIC	458.872	1.132.890	4.723.079	12.163.054
MK	REP. OF MACEDONIA	86.452	161.410	838.361	1.343.356
RU	RUSSIA FEDERATION	84.800.601	180.962.424	155.596.148	332.112.205
RS	SERBIA	144.873	208.486	678.915	1.120.246
ME	MONTENEGRO	-	128.160	-	371.115
JE	JERSEY	0	0	40	40
Total Ekspor		44.630.366.469	71.806.897.925	20.472.894.279	39.646.593.323

Sumber : dokumen PEB dan non PEB, diolah

Tabel 5 : Ekspor Indonesia menurut Provinsi dan Pelabuhan muat

Februari 2022

Pelabuhan	Pelabuhan Muat	Berat bersih / Net weight (Kg)		Nilai / Value F.O.B. (U S \$)	
		Bulan ini	Kumulatif	Bulan ini	Kumulatif
(1)	(2)	(3)	(4)	(5)	(6)
ACEH		807.848.482	1.094.347.192	39.836.824	58.419.963
IDLSW	LHOK SEUMAWE	2.804.004	9.074.914	2.470.956	8.039.486
IDMEQ	MEULABOH	802.677.000	1.082.877.000	36.728.869	49.557.218
IDAUN	BLANG LANCANG (ARUN)	2.367.478	2.367.478	637.000	637.000
IDKRU	KRUENG R. MALAHAYATI	-	27.800	-	186.260
SUMATERA UTARA		640.946.808	1.270.553.936	885.394.596	1.841.805.348
IDKNO	KUALA NAMU INTERNATIONAL AIRPORT (U)	-	440	-	1.303
IDBLW	BELAWAN	568.047.618	1.077.913.054	789.451.599	1.601.560.851
IDTJB	TANJUNG BALAI ASAHAN	2.473.104	4.889.293	1.547.245	3.213.462
IDTBR	TANJUNG BERINGIN	19.486.722	20.042.098	27.844.310	30.722.047
IDSLG	SIBOLGA	1.961.930	1.961.930	1.789.493	1.789.493
IDKTJ	KUALA TANJUNG	48.977.434	165.747.122	64.761.948	204.518.192
SUMATERA BARAT		311.686.693	637.287.418	226.816.705	454.822.936
IDTBY	PADANG/TL.BAYUR	311.685.780	637.286.363	226.815.141	454.821.166
IDPDG	PADANG / TABING (U)	913	1.055	1.564	1.770
RIAU		1.829.736.681	3.727.719.393	1.637.697.380	3.353.674.041
IDBAG	BAGAN SIAPI-API	52.000	88.000	37.265	63.055
IDPAI	PANIPAHAN	184.280	359.450	88.519	173.232
IDDUM	DUMAI	1.157.278.089	2.392.488.822	1.215.224.813	2.551.584.754
IDTMD	TANJUNG MEDANG	473.925	930.425	41.843	142.451
IDSEQ	SUNGAI PAKNING	187.438.710	374.095.872	121.388.520	229.783.024
IDBLS	BENGGALIS	282.000	602.000	39.249	774.363
IDSPA	SELAT PANJANG	2.941.220	6.181.317	637.778	1.433.929
IDSSI	SIK SRI INDRAPURA	57.904.787	126.259.615	15.185.340	25.845.464
IDSUQ	SUNGAI GUNTUNG	20.323.053	40.877.875	25.205.956	49.451.724
IDKGD	KUALA GAUNG	8.099.000	19.461.000	1.933.092	4.568.838
IDTEM	TEMBILAHAN	3.071.000	5.275.150	759.659	1.280.905
IDKEN	KUALA ENOK	6.394.696	10.768.005	7.011.854	9.890.911
IDRGA	RENGAT	8.289.294	10.057.535	2.341.590	3.957.762
IDPAK	PEKAN BARU	200.000	384.865	200.000	402.359
IDBUN	BUATAN	238.720.389	491.259.203	146.121.684	295.807.588
IDPWG	PERAWANG, SUMATRA	138.084.238	248.630.258	101.480.218	178.513.681
JAMBI		388.633.127	552.664.376	111.094.984	173.585.474
IDKTK	KUALA TUNGKAL	21.647.827	52.730.967	4.838.775	11.341.690
IDMSA	MUARA SABAK	257.494.838	324.144.640	15.117.395	21.624.473
IDDJM	JAMBI	109.490.462	175.788.769	91.138.814	140.619.310
SUMATERA SELATAN		2.450.594.126	3.459.380.494	394.748.604	715.018.713
IDPLS	PALEMBANG-KERTAPATI	14.513.466	14.513.466	932.200	932.200
IDPLA	PALEMBANG - PLAJU	35.671.630	58.724.067	19.162.440	29.244.273
IDMRI	MUSI RIVER/BOOM BARU	2.400.409.030	3.386.142.961	374.653.964	684.842.240
BENGGKULU		247.478.035	247.478.035	17.486.915	17.486.915
IDBKU	BENGGKULU	126.794.187	126.794.187	7.953.938	7.953.938
IDPBA	PULAU BAAI	120.683.848	120.683.848	9.532.976	9.532.976

Tabel 5 : Ekspor Indonesia menurut Provinsi dan Pelabuhan muat

Februari 2022

Pelabuhan	Pelabuhan Muat	Berat bersih / Net weight (Kg)		Nilai / Value F.O.B. (U S \$)	
		Bulan ini	Kumulatif	Bulan ini	Kumulatif
(1)	(2)	(3)	(4)	(5)	(6)
LAMPUNG		545.740.403	1.122.595.571	291.646.554	565.882.996
IDTRH	TARAHAN	392.685.387	676.712.025	180.722.581	309.235.915
IDPJG	PANJANG	153.055.016	445.883.546	110.923.972	256.647.082
KEPULAUAN BANGKA BELITUNG		20.087.764	36.082.176	255.056.475	303.741.500
IDMUO	MUNTOK	1.565.000	2.335.000	68.842.500	101.329.150
IDPGX	PANGKAL BALAM	4.095.606	4.514.594	148.336.607	149.503.685
IDTPD	TANJUNG PANDAN	-	706.000	-	117.900
IDMAN	MANGGAR-BELITUNG	13.999.584	28.099.008	19.689.659	34.603.057
IDPGK	PANGKAL PINANG (U)	427.573	427.573	18.187.709	18.187.709
KEPULAUAN RIAU		1.594.837.633	3.205.608.808	1.457.752.364	2.769.594.328
IDLBM	LOBAM	816.510	1.823.599	17.108.536	34.035.646
IDMWK	MATAK	116.194	116.194	1.002.149	1.002.149
IDNTX	NATUNA RANAI	-	8.475	-	51.650
IDTBK	TANJUNG BALAI KARIMUN	875.986.963	1.683.147.592	164.713.678	259.525.436
IDTPN	TANJUNG PINANG	6.500	6.500	81.729	81.729
IDTER	TEREMPA	268.146.709	565.033.516	141.558.246	280.876.284
IDTBT	TANJUNG BATU, RIAU	615.000	1.300.000	532.898	1.133.361
IDBPD	BELAKANG PADANG	157.445.088	331.939.423	94.936.959	200.793.553
IDBTU	BATU AMPAR	100.870.306	217.222.739	672.584.468	1.302.136.295
IDDAS	SINGKEP - DABO	-	91.700.000	-	1.558.900
IDTNJ	KIJANG	2.379.310	4.804.966	4.188.018	8.747.523
IDPAS	PASIR PANJANG	61.588.000	104.501.000	395.421	667.535
IDSKP	SEKUPANG	14.559.596	28.470.473	175.571.917	393.189.470
IDKAB	KABIL/PANAU	87.953.992	151.179.873	167.657.464	267.307.054
IDUNA	UDANG NATUNA	24.352.610	24.352.610	16.502.000	16.502.000
IDBTH	HANG NADIM (U)	856	1.847	918.882	1.985.742
DKI JAKARTA		1.357.613.151	2.778.990.732	5.881.352.035	11.748.513.826
IDTPP	TANJUNG PRIOK	1.346.102.644	2.752.356.690	4.758.700.580	9.859.504.457
IDJKT	JAKARTA / PASAR IKAN	-	715	-	23.628
IDCGK	SOEKARNO-HATTA (U)	11.510.507	26.633.326	1.122.651.455	1.888.985.740
JAWA BARAT		43.689.107	118.178.036	140.837.241	281.874.954
IDPMB	PATIMBAN	11.954.710	23.169.941	123.291.293	235.203.490
IDBLG	BALONGAN	31.734.397	95.008.095	17.545.948	46.671.464
JAWA TENGAH		295.188.402	563.811.479	650.809.029	1.360.905.611
IDTES	TANJUNG EMAS	163.333.259	348.536.027	616.990.559	1.298.864.730
IDCXP	CILACAP	131.842.645	215.236.124	33.599.933	61.142.762
IDSRG	ACHMAD YANI (U)	12.498	39.328	218.537	898.119
JAWA TIMUR		1.103.888.228	2.069.024.688	1.857.962.580	3.676.915.070
IDTUB	TUBAN	229.688.275	366.039.945	67.458.025	103.567.285
IDGRE	GRESIK	148.643.558	251.832.220	141.927.138	232.784.830
IDTPE	TANJUNG PERAK	691.926.925	1.405.087.113	1.575.721.366	3.192.903.581
IDPRO	PROBOLINGGO	5.722.020	17.722.744	5.518.819	7.542.981
IDKLG	KALIANGET	27.551.740	27.551.740	18.495.498	18.495.498
IDSUB	JUANDA (U)-SURABAYA	355.711	790.926	48.841.735	121.620.895

Tabel 5 : Ekspor Indonesia menurut Provinsi dan Pelabuhan muat

Februari 2022

Pelabuhan	Pelabuhan Muat	Berat bersih / Net weight (Kg)		Nilai / Value F.O.B. (U S \$)	
		Bulan ini	Kumulatif	Bulan ini	Kumulatif
(1)	(2)	(3)	(4)	(5)	(6)
BANTEN		457.506.151	1.055.432.321	135.616.362	354.894.878
IDCIW	CIWANDAN	7.975.354	43.005.354	6.690.802	12.799.802
IDMRK	MERAK	311.773.747	675.867.041	30.586.663	95.324.552
IDTLN	TANJUNG LENENG	52.039.038	105.524.332	48.042.656	91.045.084
IDCGD	CIGADING	85.718.012	231.035.594	50.296.241	155.725.441
BALI		91.855	140.381	2.066.539	3.660.367
IDCBW	CELUKAN BAWANG	20.000	20.000	160.000	160.000
IDDPS	NGURAH RAI (U)	71.855	120.381	1.906.539	3.500.367
NUSA TENGGARA BARAT		43.190.648	120.122.042	149.910.551	397.754.339
IDBEN	BENETE	43.190.519	120.121.913	148.435.303	396.279.092
IDLOP	BANDARA UDARA INTERNASIONAL (LOMBOK)	129	129	1.475.248	1.475.248
NUSA TENGGARA TIMUR		4.991.941	10.406.801	2.531.137	8.265.042
IDABU	ATAMBUA (U)	136.220	136.220	115.218	115.218
IDATA	ATAPUPU	4.824.361	10.094.664	2.390.575	4.472.974
IDTEN	TENAU	31.360	175.917	25.344	3.676.851
KALIMANTAN BARAT		2.055.010.715	3.696.357.991	231.353.382	386.832.129
IDPON	PONTIANAK	1.340.542.854	2.401.793.924	166.078.134	250.676.030
IDKTG	KETAPANG K. BARAT	44.538.029	175.544.131	1.108.601	4.543.805
IDTMO	TELOK MELANO	149.774.500	296.129.905	4.980.002	9.809.731
IDKDW	KENDAWANGAN	520.045.080	822.741.080	58.140.170	120.372.031
IDPNK	SUPADIO (U)	1.400	2.025	15.800	31.500
IDJBB	JAGOIBABANG	108.851	146.926	1.030.675	1.399.032
KALIMANTAN TENGAH		711.421.155	1.156.284.463	130.842.562	192.595.635
IDPKN	PANGKALAN BUN	6.560.558	8.808.648	7.557.263	10.112.200
IDKUM	KUMAI	178.010.780	307.356.055	109.867.541	161.102.364
IDSMQ	SAMPIT	526.849.817	831.606.555	13.417.758	20.877.430
IDPPS	PULANG PISAU	-	8.513.205	-	503.641
KALIMANTAN SELATAN		10.863.209.174	15.836.043.961	1.134.624.385	1.637.074.290
IDNPL	NORTH PULAU LAUT	444.870.000	826.532.000	52.032.080	99.640.981
IDSTU	SATUI	3.446.543.000	4.908.891.000	289.681.642	396.915.304
IDTAR	TARJUN	53.858.521	103.221.888	67.129.292	106.019.322
IDPUT	PULAU LAUT	153.809.527	312.284.152	12.925.032	30.294.523
IDBAN	BANJARMASIN	4.896.001.133	7.237.979.705	596.637.101	852.130.597
IDKTB	KOTABARU	1.729.978.993	2.265.987.216	96.812.095	127.010.629
IDASA	ASAM ASAM	138.148.000	181.148.000	19.407.144	25.062.934
KALIMANTAN TIMUR		15.632.694.761	23.143.441.657	2.009.550.400	3.090.589.864
IDTBA	TANJUNG BARA, KL	3.332.337.000	5.127.849.000	359.445.410	537.271.828
IDBPP	BALIKPAPAN	2.166.534.599	3.897.777.329	519.799.034	928.163.627
IDSRD	SAMARINDA	4.068.059.262	5.566.452.930	409.233.588	572.640.700
IDTRD	TANJUNG REDEP	2.128.138.000	2.946.369.000	201.127.895	279.944.479
IDBPN	SEPINGGAN (U)	6.467	17.603	186.728	235.801
IDBTG	BONTANG	1.276.966.433	1.623.133.795	340.599.056	503.038.896

Tabel 5 : Ekspor Indonesia menurut Provinsi dan Pelabuhan muat

Februari 2022

Pelabuhan	Pelabuhan Muat	Berat bersih / Net weight (Kg)		Nilai / Value F.O.B. (U S \$)	
		Bulan ini	Kumulatif	Bulan ini	Kumulatif
(1)	(2)	(3)	(4)	(5)	(6)
IDADB	ADANG BAY	2.008.370.000	2.882.520.000	147.295.953	215.200.487
IDSKI	SANGKULIRANG	652.283.000	1.099.322.000	31.862.736	54.094.047
KALIMANTAN UTARA		1.564.451.293	1.946.298.675	157.016.025	215.303.660
IDTJS	TANJUNG SELOR	182.111.000	300.311.000	7.145.915	11.767.333
IDLIN	LINGKAS TARAKAN	971.457.521	1.232.569.019	122.345.437	164.548.134
IDNNX	NUNUKAN	89.538.773	92.074.657	19.979.573	31.443.093
IDBYQ	BUNYU	321.344.000	321.344.000	7.545.099	7.545.099
SULAWESI UTARA		69.304.778	141.786.208	81.638.273	130.864.157
IDAMU	AMURANG	14.109.172	20.409.172	13.508.258	14.459.558
IDBIT	BITUNG	55.109.550	93.828.030	67.159.008	113.763.103
IDPET	PETTA	35.748	61.056	417.600	706.106
IDMDC	SAM RATULANGI (U)	50.308	57.951	553.407	618.295
IDLUK	LABUHAN UKI	-	27.430.000	-	1.317.095
SULAWESI TENGAH		810.655.160	1.762.439.121	1.115.576.641	2.448.486.564
IDLWU	LUWUK	223.896.653	538.360.514	151.771.936	356.886.305
IDKLD	KOLONEDALE	584.338.507	1.166.159.653	959.691.715	2.018.549.063
IDPAT	PANTOLOAN	2.420.000	57.918.954	4.112.991	73.051.196
SULAWESI SELATAN		125.732.390	329.735.695	130.596.584	259.655.119
IDMAK	MAKASSAR	22.778.983	64.458.477	46.573.116	97.979.527
IDUJU	UJUNG Pandang	24.334	48.881	298.258	608.866
IDMLI	MALILI, SULAWESI	5.629.342	11.212.471	79.588.622	150.951.932
IDBKI	BIRING KASSI	97.260.000	253.892.658	4.009.556	9.791.944
IDUPG	HASANUDDIN (U)	39.732	123.208	127.032	322.850
SULAWESI TENGGARA		142.929.897	321.764.202	286.145.522	648.910.305
IDKDR	KENDARI	142.929.897	321.764.202	286.145.522	648.910.305
GORONTALO		15.000	12.015.350	160.500	2.020.554
IDGOR	GORONTALO	15.000	12.015.350	160.500	2.020.554
SULAWESI BARAT		10.306.719	10.306.719	943.065	943.065
IDMJU	MAMUJU	10.306.719	10.306.719	943.065	943.065
MALUKU		28.256	67.945	190.117	764.862
IDAMB	AMBON	-	17.500	-	427.725
IDAMQ	PATTIMURA/LAHA (U)	28.256	50.445	190.117	337.137
MALUKU UTARA		198.714.763	431.015.589	560.519.727	1.235.612.965
IDOBI	OBI ISLAND	198.714.763	431.015.589	560.519.727	1.235.612.965
PAPUA BARAT		141.249.547	534.251.769	69.015.319	251.654.196
IDSOR	SORONG	17.964	17.964	229.487	229.487
IDMKW	MANOKWARI	16.303.211	21.403.211	845.712	1.098.212
IDSOQ	SORONG / JEFMAN (U)	22.420	52.360	236.635	545.480
IDNTI	BINTUNI, IRIAN JAYA	124.905.952	512.778.234	67.703.485	249.781.017

Tabel 5 : Ekspor Indonesia menurut Provinsi dan Pelabuhan muat

Februari 2022

Pelabuhan	Pelabuhan Muat	Berat bersih / Net weight (Kg)		Nilai / Value F.O.B. (U S \$)	
		Bulan ini	Kumulatif	Bulan ini	Kumulatif
(1)	(2)	(3)	(4)	(5)	(6)
PAPUA		160.893.624	415.264.702	426.104.905	1.058.469.656
IDZRI	SERUI	6.890.943	16.310.701	14.787.078	23.632.306
IDTIM	AMAMAPARE	154.002.681	398.953.981	411.317.826	1.034.837.157
IDDJJ	JAYAPURA / SENTANI (U)	-	20	-	193
	Total Ekspor	44.630.366.469	71.806.897.925	20.472.894.279	39.646.593.323

Sumber : dokumen PEB dan non PEB, diolah

<https://www.bps.go.id>

DATA

MENCERDASKAN BANGSA

<https://www.bps.go.id>



BADAN PUSAT STATISTIK

Jl. dr. Sutomo No. 6-8 Jakarta 10710
Telp : (021) 3841195, 3842508, 3810291-4, Fax : (021) 3857046
Homepage : <http://www.bps.go.id> E-mail : bpsHQ@bps.go.id

ISSN 2745-3987



9 772745 398704