



**KOTA TUAL  
DALAM ANGKA**

*Tual Municipality  
in Figures*





Katalog/*Catalogue*: 1102001.8172  
ISSN 2986-1152

# **KOTA TUAL DALAM ANGKA *TUAL MUNICIPALITY IN FIGURES* 2024**

Volume 14, 2024

<https://tualkota.bps.go.id>

**KOTA TUAL DALAM ANGKA**  
***Tual Municipality in Figures***  
**2024**

Volume 14, 2024

Katalog /*Catalogue*: 1102001.8172

ISSN: 2986-1152

Nomor Publikasi/*Publication Number*: 8172.2401

Ukuran Buku/*Book Size*: 14,8 cm x 21 cm

Jumlah Halaman/*Number of Pages* : xxxiv + 408 hal/*pages*

Penyusun Naskah/*Manuscript Drafter*:

BPS Kota Tual

*BPS-Statistics Tual Municipality*

Penyunting/*Editor*:

BPS Kota Tual

*BPS-Statistics Tual Municipality*

Pembuat Kover/*Cover Designer*:

BPS Kota Tual

*BPS-Statistics Tual Municipality*

Penerbit/*Publisher*

©BPS Kota Tual/*BPS-Statistics Tual Municipality*

Sumber Ilustrasi/*Illustration Source*:

Kota Tual/ *Tual Municipality*

Dilarang mereproduksi dan/atau menggandakan sebagian atau seluruh isi buku ini untuk tujuan komersial tanpa izin tertulis dari Badan Pusat Statistik Kota Tual.  
*It is prohibited to reproduce and/or duplicate part or all of this book for commercial purpose without permission from BPS-Statistics Tual Municipality.*

**TIM PENYUSUN/COMPILERS**  
**Kota Tual Dalam Angka 2024**  
***Tual Municipality in Figures 2024***  
Volume 14, 2024

**Pengarah/Director:**

Richard Philip Thenu

**Penanggung Jawab/Persons in Charge:**

Richard Philip Thenu

**Penyunting/Editors:**

Fitrah Hanifa

**Pengolah Data dan Penulis Naskah/Data Processors and Writers:**

Fitrah Hanifa - Adi Habibi Harahap

**Penata Letak/Layouters:**

Fitrah Hanifa - Adi Habibi Harahap

**Penerjemah/Translators:**

*Fitrah Hanifa - Adi Habibi Harahap*



## KONTRIBUTOR DATA/DATA CONTRIBUTOR

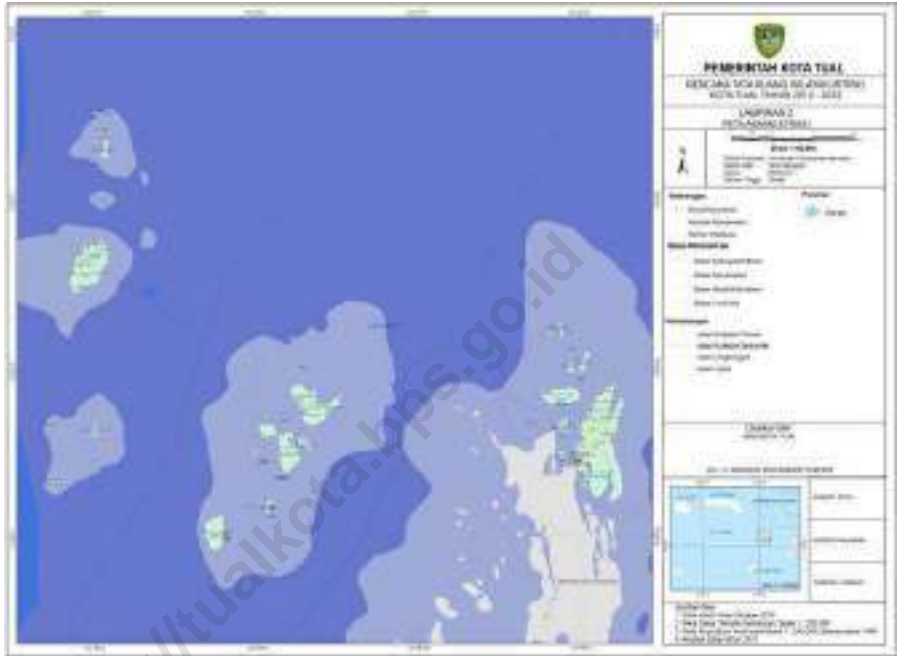
1. Kementerian Agama/ *Ministry of Religious Affair*
2. Kementerian Pendidikan dan Kebudayaan/ *The Ministry of Education and Culture*
3. Badan Meteorologi Klimatologi dan Geofisika/ *Meteorological, Climatology, and Geophysical Agency*
4. Badan Pusat Statistik/ *BPS-Statistics Indonesia*
5. Badan Kepegawaian dan Pengembangan Sumber Daya Manusia Kota Tual/ *Regional Civil and Human Resource Development Agency of Tual Municipality*
6. Badan Pengelola Keuangan dan Aset Daerah Kota Tual/ *Regional Financial and Asset Management Agency of Tual Municipality*
7. Badan Pendapatan Daerah Kota Tual/ *Regional Revenue Agency of Tual Municipality*
8. Badan Perencanaan Pembangunan Daerah Kota Tual/ *Regional Development Planning Agency of Tual Municipality*
9. Sekretariat Dewan Perwakilan Rakyat Daerah Kota Tual/ *Regional Legeslative Council (DPRD) of Tual Municipality*
10. Dinas Kependudukan dan Pencatatan Sipil Kota Tual/ *Population and Civil Registration Service of Tual Municipality*
11. Dinas Kesehatan Kota Tual/ *Health Service of Tual Municipality of Tual Municipality*
12. Dinas Koperasi, Usaha Kecil dan Menengah Kota Tual/ *Regional of Cooperation and Small, and Medium Enterprises of Tual Municipality*
13. Dinas Pariwisata Kota Tual/ *Tourism Service of Tual Municipality*
14. Dinas Pekerjaan Umum dan Penataan Ruang Kota Tual/ *Public Work Service and Spatial Planning of Tual Municipality*
15. Dinas Penanaman Modal, Pelayanan Terpadu Satu Pintu dan Tenaga Kerja Kota Tual/ *Investment Service and Intergrated One-Stop Service of Tual Municipality*
16. Dinas Pendidikan dan Kebudayaan Kota Tual/ *Education and Culture Service Mahkamah Agung/ Supreme Court of Tual Municipality*
17. Badan Pengendalian Penduduk, Keluarga Berencana dan Perlindungan Anak Daerah Kota Tual/ *Regional Population Control, Family Planning and Child Protection Agency of Tual Municipality*
18. Dinas Perikanan Kota Tual/ *Fisheries Service of Tual Municipality*
19. Dinas Perdagangan dan Perindustrian Kota Tual/ *Trade and Industry Service of Tual Municipality*
20. Dinas Pertanian dan Ketahanan Pangan Kota Tual/ *Agriculture and Food Defense Service of Tual Municipality*
21. Dinas Sosial Kota Tual/ *Social Service of Tual Municipality*
22. Kantor Imigrasi Kelas II TPI Tual/ *Regional Office of Tual TPI Class II Immigration*
23. Kantor Kementerian Agama Kota Tual/ *Regional Office of the Religious Ministry of Tual Municipality*
24. Kantor Pelayanan Penyuluhan dan Konsultasi Perpajakan Langgur/ *Regional Office of Langgur Consulting and Tax Counseling*
25. Kantor Unit Penyelenggara Pelabuhan Kota Tual/ *Regional Office of Port Administration Unit of Tual Municipality*
26. Kejaksaan Negeri Kota Tual/ *Tual State Attorney*
27. Lembaga Pemasarakatan Kelas IIB Tual/ *Class IIB Tual Penitenriary*
28. Perusahaan Daerah Air Minum Kota Tual/ *Drinking Water Company of Tual Municipality*
29. Pelabuhan Perikanan Nusantara Kota Tual/ *Indonesian Fishing Port of Tual Municipality*
30. Pengadilan Negeri Tual Kelas II/ *Class II Tual District Court*
31. Polisi Resort Tual/ *Tual Resort Police*

32. PT. Pegadaian (Persero) Kantor Cabang Tual/ *Branch Office of Tual Pawnshop*
33. PT. Angkutan Sungai, Danau, dan Penyebrangan (ASDP) Cabang Tual/ *River, Lake and Crossing Transportation of Tual Branch*
34. PT. PELNI Cabang Tual/ *PELNI of Tual Branch*
35. PT. PLN (Persero) Wilayah IX Cabang Tual/ *PLN Region IX of Tual Branch*
36. Badan Meteorologi, Klimatologi, dan Geofisika Kota Tual/ *Meteorology Climatology and Geophysics Regency of Tual Municipality*
37. Bank BNI KCP Tual/ *Indonesian State Bank of Branch Tual*
38. Rumah Sakit Maren Kota Tual/ *Maren Hospital of Tual Municipality*
39. STIA Darul Rachman/ *Institute of Administration Darul Rachman*
40. Universitas Doktor Husni Ingratubun Tual/ *University of Doctor Husni Ingratubun Tual*
41. STIT As-Salama/ *Institute of Arabic Language As-Salama*

<https://tualkota.bps.go.id>



**PETA WILAYAH KOTA TUAL**  
**MAP OF TUAL MUNICIPALITY**





**KEPALA BPS KOTA TUAL**  
**HEAD OF BPS-STATISTICS TUAL MUNICIPALITY**



**RICHARD PHILIP THENU**



## KATA PENGANTAR

Kota Tual Dalam Angka 2024, merupakan seri publikasi BPS Kota Tual yang menyajikan beragam jenis data yang bersumber dari BPS dan institusi lain. Publikasi ini memuat gambaran umum tentang keadaan geografi, pemerintahan, serta perkembangan kondisi sosial-demografi, dan perekonomian di Kota Tual. Beberapa tabel tertentu menyajikan data pada tingkat kecamatan untuk melihat perbandingan antarwilayah. Untuk memudahkan pemahaman dan pemanfaatan data, disertakan juga penjelasan teknis dari setiap jenis statistik yang disajikan.

Publikasi ini dapat terwujud atas kerja sama dan bantuan dari berbagai pihak dari instansi pemerintah. Kepada semua pihak yang telah memberikan bantuan disampaikan penghargaan dan terima kasih yang sebesar-besarnya. Disadari bahwa publikasi ini belum sepenuhnya memenuhi harapan pihak pemakai data khususnya para perencana, namun diharapkan dapat membantu melengkapi penyusunan rencana pembangunan di Kota Tual.

Walaupun publikasi ini telah disiapkan sebaik-baiknya, namun disadari masih ada kekurangan dan kesalahan yang terjadi. Untuk perbaikan publikasi ini, kami mengharapkan tanggapan dan saran dari para pengguna publikasi ini untuk perbaikan pada edisi yang akan datang.

Tual, Februari 2024  
Kepala Badan Pusat Statistik  
Kota Tual



**Richard Philip Thenu**

## **PREFACE**

*Tual Municipality in Figures 2024, is a publication presenting various data from BPS-Statistics of Tual municipality and other agencies. The publication provides general pictures of geographic conditions, government, as well as key socio-demographic, and economic characteristics of Tual Municipality. The data in some particular tables are presented at subdistrict level to compare socio-economic condition inter-regions. Technical notes for each statistics are also featured in this publication to provide a better understanding in interpreting the data.*

*This comprehensive publication has been made possible with the assistance and contribution from several governmental institutions. To all parties who have been involved in the preparation of this publication, I would like to express my sincerest appreciation and gratitude. Honestly, this publication has not perfect yet and has not filled the user's hope, especially for the planners yet, but hopely it can help to equip compilation of development planning in Tual Municipality.*

*Although this publication has been published and approved, it is realized that there are still deficiencies and errors that occur. For the improvement of the publication, feedback and suggestions to improve the publication are always welcomed.*

*Tual, February 2024  
Head of BPS-Statistics Kota Tual*



**Richard Philip Thenu**

**DAFTAR ISI / CONTENTS**  
**KOTA TUAL DALAM ANGKA 2024**  
**TUAL MUNICIPALITY IN FIGURES 2024**  
 Volume 14, 2024

|                                                                                                                | Halaman<br>Page |
|----------------------------------------------------------------------------------------------------------------|-----------------|
| Kata Pengantar/ <i>Preface</i> .....                                                                           | xi              |
| Daftar Isi/ <i>Contents</i> .....                                                                              | xiii            |
| Daftar Tabel/ <i>List of Tables</i> .....                                                                      | xv              |
| Daftar Gambar/ <i>List of Pictures</i> .....                                                                   | xxxvii          |
| Penjelasan Umum/ <i>Explanatory Notes</i> .....                                                                | xli             |
| Daftar Singkatan/ <i>List of Abbreviations</i> .....                                                           | xliii           |
| Statistik Kunci/ <i>Key Statistics</i> .....                                                                   | xlvi            |
| 1. Geografi dan Iklim/ <i>Geography and Climate</i> .....                                                      | 1               |
| 2. Pemerintahan/ <i>Government</i> .....                                                                       | 17              |
| 3. Penduduk dan Ketenagakerjaan/ <i>Population and Employment</i> .....                                        | 47              |
| 4. Sosial dan Kesejahteraan Rakyat/ <i>Social and Welfare</i> .....                                            | 71              |
| 5. Pertanian, Kehutanan, Peternakan, dan Perikanan/ <i>Agriculture, Forestry, Livestock, and Fishery</i> ..... | 173             |
| 6. Industri, Pertambangan, dan Energi/ <i>Industry, Mining, and Energy</i> .....                               | 297             |
| 7. Pariwisata/ <i>Tourism</i> .....                                                                            | 317             |
| 8. Transportasi dan Komunikasi/ <i>Transportation and Communication</i> .....                                  | 331             |
| 9. Perbankan, Koperasi, dan Harga-harga/ <i>Banking, Cooperative, dan Prices</i> .....                         | 357             |
| 10. Pengeluaran Penduduk/ <i>Population Expenditure</i> .....                                                  | 385             |
| 11. Perdagangan/ <i>Trade</i> .....                                                                            | 395             |
| 12. Sistem Neraca Regional/ <i>System of Regional Accounts</i> .....                                           | 409             |
| 13. Perbandingan Antar Kabupaten/Kota/ <i>Regency/Municipal Comparison</i> .....                               | 433             |
| Daftar Pustaka/ <i>References</i> .....                                                                        | xlvii           |





## DAFTAR TABEL/LIST OF TABLES

| Tabel<br>Table                                                                                                                                                                                                                                              | Halaman<br>Page |
|-------------------------------------------------------------------------------------------------------------------------------------------------------------------------------------------------------------------------------------------------------------|-----------------|
| <b>1. GEOGRAFI DAN IKLIM/GEOGRAPHY AND CLIMATE</b>                                                                                                                                                                                                          |                 |
| <b>1.1 KEADAAN GEOGRAFI<br/>GEOGRAPHY CONDITION</b>                                                                                                                                                                                                         |                 |
| 1.1.1 Luas Daerah dan Jumlah Pulau Menurut<br>Kecamatan di Kota Tual, 2023<br><i>Total Area and Number of Islands by District in Tual Municipality, 2023</i> .....                                                                                          | 9               |
| 1.1.2 Tinggi Wilayah dan Jarak ke Ibukota Kabupaten/<br>Kota Menurut Kecamatan di Kota Tual, 2023<br><i>Altitude and Distance to the Capital of Regency/Municipality by District in<br/>Tual Municipality, 2023</i> .....                                   | 11              |
| 1.1.3 Nama-nama Danau di Kota Tual, 2023<br><i>Names of lakes in Tual Municipality, 2023</i> .....                                                                                                                                                          | 12              |
| <b>1.2 KEADAAN IKLIM<br/>CLIMATE CONDITION</b>                                                                                                                                                                                                              |                 |
| 1.2.1 Pengamatan Unsur Iklim Menurut Bulan di Stasiun<br>Meteorologi Karel Sadsuitubun Maluku Tenggara, 2023<br><i>Observation of Climate Elements According to Months at the Karel<br/>Sadsuitubun Meteorological Station, Southeast Maluku 2023</i> ..... | 11              |
| <b>2. PEMERINTAHAN/GOVERNMENT</b>                                                                                                                                                                                                                           |                 |
| <b>2.1 WILAYAH ADMINISTRATIF<br/>ADMINISTRATIVE AREA</b>                                                                                                                                                                                                    |                 |
| 2.1.1 Jumlah Desa <sup>1</sup> /Kelurahan Menurut<br>Kecamatan di Kota Tual, 2019–2023<br><i>Number of Villages<sup>1</sup>/Kelurahan by District in Tual Municipality, 2019–2023</i> ....                                                                  | 25              |
| <b>2.2 DEWAN PERWAKILAN RAKYAT DAERAH<br/>REGIONAL HOUSE OF REPRESENTATIVE</b>                                                                                                                                                                              |                 |
| 2.2.1 Jumlah Anggota Dewan Perwakilan Rakyat Daerah Menurut<br>Partai Politik dan Jenis Kelamin di Kota Tual, 2023<br><i>Number of Regional House of Representatives's Members by Political Parties<br/>and Sex in Tual Municipality 2023</i> .....         | 26              |

| Tabel<br>Table | Halaman<br>Page                                                                                                                                                                                                                                                    |
|----------------|--------------------------------------------------------------------------------------------------------------------------------------------------------------------------------------------------------------------------------------------------------------------|
| 2.2.2          | Ketua dan Wakil Ketua DPRD Kota Tual, 2023<br><i>Chairman and Vice Chairman DPRD Tual Municipality</i> ..... 27                                                                                                                                                    |
| 2.2.3          | Jumlah Keputusan DPRD Kota Tual, 2023<br><i>Number of Tual Municipality DPRD Decisions</i> ..... 28                                                                                                                                                                |
| <b>2.3</b>     | <b>SUMBER DAYA MANUSIA</b><br><b>HUMAN RESOURCES</b>                                                                                                                                                                                                               |
| 2.3.1          | Jumlah Pegawai Negeri Sipil Menurut Jabatan dan Jenis<br>Kelamin di Kota Tual, Desember 2022 dan Desember 2023<br><i>Number of Civil Servants by Occupation and Sex in Tual Municipality,<br/>Desember 2022 and Desember 2023</i> ..... 29                         |
| 2.3.2          | Jumlah Pegawai Negeri Sipil Menurut Tingkat Pendidikan dan<br>Jenis Kelamin di Kota Tual, Desember 2022 dan Desember 2023<br><i>Number of Civil Servants by Educational Level and Sex in Tual Municipality,<br/>Desember 2022 and Desember 2023</i> ..... 31       |
| 2.3.3          | Jumlah Pegawai Negeri Sipil Menurut Tingkat Kepangkatan dan<br>Jenis Kelamin di Kota Tual, Desember 2022 dan Desember 2023<br><i>Number of Civil Servants by Hierarchy and Sex in Tual Municipality,<br/>Desember 2022 and Desember 2023</i> ..... 33              |
| 2.3.4          | Jumlah Pegawai Negeri Sipil Menurut Instansi Pemerintah dan<br>Jenis Kelamin di Kota Tual, Desember 2022 dan Desember 2023<br><i>Number of Civil Servants by Government Institution and Sex in Tual<br/>Municipality, Desember 2022 and Desember 2023</i> ..... 35 |
| 2.3.3          | Jumlah Kekuatan Personel POLRES Tual, 2023<br><i>Total Strength of Tual POLRES Personnel, 2023</i> ..... 39                                                                                                                                                        |
| <b>2.4</b>     | <b>KEUANGAN PEMERINTAH</b><br><b>GOVERNMENT FINANCE</b>                                                                                                                                                                                                            |
| 2.4.1          | Realisasi Pendapatan Pemerintah Kota Tual Menurut<br>Jenis Pendapatan (ribu rupiah), 2020–2023<br><i>Actual XXX Regency/Municipal Government Revenues by Kind of Revenues<br/>(thousand rupiahs), 2020–2023</i> ..... 40                                           |
| 2.4.2          | Realisasi Belanja Pemerintah Kota Tual Menurut<br>Jenis Belanja (ribu rupiah), 2020–2023<br><i>Actual XXX Regency/Municipal Government Expenditures by Kind of<br/>Expenditures (thousand rupiahs), 2020–2023</i> ..... 42                                         |

| Tabel<br>Table | Halaman<br>Page                                                                                                                                                                                                                                                                                                                                    |
|----------------|----------------------------------------------------------------------------------------------------------------------------------------------------------------------------------------------------------------------------------------------------------------------------------------------------------------------------------------------------|
| 2.4.3          | Jumlah Wajib Pajak Menurut Kecamatan di Kota Tual, 2023<br><i>Number of Taxpayers by District in Tual Municipality, 023</i> ..... 44                                                                                                                                                                                                               |
| 2.4.4          | Jumlah Wajib Pajak Baru Terdaftar Menurut Kecamatan di Kota Tual, 2023<br><i>Number of Newly Registered Taxpayers by District in Tual Municipality, 2023.</i> 45                                                                                                                                                                                   |
| <b>3.</b>      | <b>PENDUDUK DAN KETENAGAKERJAAN/<br/>POPULATION AND EMPLOYMENT</b>                                                                                                                                                                                                                                                                                 |
| <b>3.1</b>     | <b>PENDUDUK<br/>POPULATION</b>                                                                                                                                                                                                                                                                                                                     |
| 3.1.1          | Penduduk, Laju Pertumbuhan Penduduk, Distribusi Persentase Penduduk, Kepadatan Penduduk, Rasio Jenis Kelamin Penduduk Menurut Kecamatan di Kota Tual, 2023 .....<br><i>Population, Population Growth Rate, Percentage Distribution of Population, Population Density, and Population Sex Ratio by District in Tual Municipality, 2023</i> ..... 55 |
| 3.1.2          | Jumlah Penduduk Menurut Kelompok Umur dan Jenis Kelamin di Kota Tual, 2023 .....<br><i>Population by Age Groups and Sex in Tual Municipality, 2023</i> ..... 58                                                                                                                                                                                    |
| 3.1.2          | Jumlah Penduduk Menurut Kecamatan, Desa dan Jenis Kelamin di Kota Tual, 2023 .....<br><i>Population of Population According to District, Village and Gender in Tual Municipality, 2023</i> ..... 59                                                                                                                                                |
| <b>3.2</b>     | <b>KETENAGAKERJAAN<br/>EMPLOYMENT</b>                                                                                                                                                                                                                                                                                                              |
| 3.2.1          | Jumlah Penduduk Berumur 15 Tahun Keatas Menurut Jenis Kegiatan Selama Seminggu yang Lalu dan Jenis Kelamin di Kota Tual, 2023 .....<br><i>Population Aged 15 Years and Over by Type of Activity During The Previous Week and Sex in Tual Municipality, 2023</i> ..... 61                                                                           |
| 3.2.2          | Penduduk Berumur 15 Tahun ke Atas Menurut Pendidikan Tertinggi yang Ditamatkan dan Jenis Kegiatan Selama Seminggu yang Lalu di Kota Tual, 2023<br><i>Population 15 Years of Age and Over by Educational Attainment and Type of Activity During the Previous Week in Tual Municipality, 2023</i> ..... 62                                           |

|            |                                                                                                                                                                                                                                                                                                                                                                                               |    |
|------------|-----------------------------------------------------------------------------------------------------------------------------------------------------------------------------------------------------------------------------------------------------------------------------------------------------------------------------------------------------------------------------------------------|----|
| 3.2.3      | <p>Penduduk Berumur 15 Tahun Ke Atas yang Bekerja Selama Seminggu yang Lalu Menurut Status Pekerjaan Utama dan Jenis Kelamin di Kota Tual, 2023<br/><i>Population 15 Years of Age and Over who Worked During The Previous Week by Main Employment Status and Sex in Tual Municipality, 2023</i> .....</p>                                                                                     | 64 |
| 3.2.4      | <p>Banyaknya Pencari Kerja yang Mendaftarkan Diri pada Dinas Tenaga Kerja dan Transmigrasi menurut Pendidikan Tertinggi yang Ditamatkan di Kota Tual, 2023<br/><i>Number of Job Seeker Registering with the Manpower and Transmigration Service according to Highest Education Completed in Tual Municipality, 2023</i> .....</p>                                                             | 64 |
| 3.2.5      | <p>Banyaknya Pencari Kerja yang Mendaftarkan Diri pada Dinas Tenaga Kerja dan Transmigrasi menurut Kecamatan di Kota Tual, 2023<br/><i>Number of Job Seeker Registering with the Manpower and Transmigration Service according to Subdistrict in Tual Municipality, 2023</i> .....</p>                                                                                                        | 67 |
| 3.2.6      | <p>Jumlah Lowongan Pekerjaan menurut Lapangan Usaha di Kota Tual, 2023<br/><i>Number of Job Vacancies by Business Field in Tual Municipality, 2023</i> .....</p>                                                                                                                                                                                                                              | 68 |
| 3.2.4      | <p>Jumlah Warga Negara Asing yang Melaporkan Diri pada Kantor Imigrasi Kelas II TPI Tual untuk Mendapatkan Kartu Izin Tinggal Terbatas (KITAS) Di Kota Tual, 2023<br/><i>Number of Foreign Citizens Who Reported to the TPI Tual Class II Immigration Office to Obtain a Limited Stay Permit Card (KITAS) in Tual Municipality, 2023</i> .....</p>                                            | 69 |
| <b>4.</b>  | <b>SOSIAL DAN KESEJAHTERAAN RAKYAT/SOCIAL AND WELFARE</b>                                                                                                                                                                                                                                                                                                                                     |    |
| <b>4.1</b> | <b>PENDIDIKAN</b>                                                                                                                                                                                                                                                                                                                                                                             |    |
|            | <b>EDUCATION</b>                                                                                                                                                                                                                                                                                                                                                                              |    |
| 4.1.1      | <p>Jumlah Sekolah, Guru, dan Murid Taman Kanak-Kanak (TK) di Bawah Kementerian Pendidikan, Kebudayaan, Riset, dan Teknologi Menurut Kecamatan di Kota Tual, 2022/2023 dan 2023/2024<br/><i>Number of Schools, Teachers, and Pupils in Kindergarten Under The Ministry of Education, Culture, Research, and Technology by District in Tual Municipality, 2022/2023 and 2023/2024</i> .....</p> | 83 |

|       |                                                                                                                                                                                                                                                                                                                                                                                                                 |    |
|-------|-----------------------------------------------------------------------------------------------------------------------------------------------------------------------------------------------------------------------------------------------------------------------------------------------------------------------------------------------------------------------------------------------------------------|----|
| 4.1.2 | <p>Jumlah Sekolah, Guru, dan Murid Raudatul Athfal (RA) di Bawah Kementerian Agama Menurut Kecamatan di Kota Tual, 2022/2023 dan 2023/2024<br/><i>Number of Schools, Teachers, and Pupils in Raudatul Athfal (RA) Under The Ministry of Religious Affairs by District in Tual Municipality, 2022/2023 and 2023/2024</i> .....</p>                                                                               | 86 |
| 4.1.3 | <p>Jumlah Sekolah, Guru, dan Murid Sekolah Dasar (SD) di Bawah Kementerian Pendidikan, Kebudayaan, Riset, dan Teknologi Menurut Kecamatan di Kota Tual, 2022/2023 dan 2023/2024<br/><i>Number of Schools, Teachers, and Pupils in Primary Schools Under The Ministry of Education, Culture, Research, and Technology by District in Tual Municipality, 2022/2023 and 2023/2024</i>.....</p>                     | 87 |
| 4.1.4 | <p>Jumlah Sekolah, Guru, dan Murid Madrasah Ibtidaiyah (MI) di Bawah Kementerian Agama Menurut Kecamatan di Kota Tual, 2022/2023 dan 2023/2024<br/><i>Number of Schools, Teachers, and Pupils in Madrasah Ibtidaiyah (MI) Under The Ministry of Religious Affairs by District in Tual Municipality, 2022/2023 and 2023/2024</i>.....</p>                                                                        | 90 |
| 4.1.5 | <p>Jumlah Sekolah, Guru, dan Murid Sekolah Menengah Pertama (SMP) di Bawah Kementerian Pendidikan, Kebudayaan, Riset, dan Teknologi Menurut Kecamatan di Kota Tual, 2022/2023 dan 2023/2024<br/><i>Number of Schools, Teachers, and Pupils in Lower Secondary Schools Under The Ministry of Education, Culture, Research, and Technology by District in Tual Municipality, 2022/2023 and 2023/2024</i>.....</p> | 93 |
| 4.1.6 | <p>Jumlah Sekolah, Guru, dan Murid Madrasah Tsanawiyah (MTs) di Bawah Kementerian Agama Menurut Kecamatan di Kota Tual, 2022/2023 dan 2023/2024<br/><i>Number of Schools, Teachers, and Pupils in Madrasah Tsanawiyah (MTs) Under The Ministry of Religious Affairs by District in Tual Municipality, 2022/2023 and 2023/2024</i>.....</p>                                                                      | 96 |
| 4.1.7 | <p>Jumlah Sekolah, Guru, dan Murid Sekolah Menengah Atas (SMA) di Bawah Kementerian Pendidikan, Kebudayaan, Riset, dan Teknologi Menurut Kecamatan di Kota Tual, 2022/2023 dan 2023/2024</p>                                                                                                                                                                                                                    |    |

|        |                                                                                                                                                                                                                                                                                                                                                                                                          |     |
|--------|----------------------------------------------------------------------------------------------------------------------------------------------------------------------------------------------------------------------------------------------------------------------------------------------------------------------------------------------------------------------------------------------------------|-----|
|        | <i>Number of Schools, Teachers, and Pupils in Upper Secondary Schools Under The Ministry of Education, Culture, Research, and Technology by District in Tual Municipality, 2022/2023 and 2023/2024.....</i>                                                                                                                                                                                              | 99  |
| 4.1.8  | Jumlah Sekolah, Guru, dan Murid Sekolah Menengah Kejuruan (SMK) di Bawah Kementerian Pendidikan, Kebudayaan, Riset, dan Teknologi Menurut Kecamatan di Kota Tual, 2022/2023 dan 2023/2024<br><i>Number of Schools, Teachers, and Pupils in Vocational High Schools Under The Ministry of Education, Culture, Research, and Technology by District in Tual Municipality, 2022/2023 and 2023/2024.....</i> | 102 |
| 4.1.9  | Jumlah Sekolah, Guru, dan Murid Madrasah Aliyah (MA) di Bawah Kementerian Agama Menurut Kecamatan di Kota Tual, 2022/2023 dan 2023/2024<br><i>Number of Schools, Teachers, and Pupils in Madrasah Aliyah (MA) Under the Ministry of Religious Affairs by District in Tual Municipality, 2022/2023 and 2023/2024 .....</i>                                                                                | 105 |
| 4.1.10 | Angka Partisipasi Murni (APM) dan Angka Partisipasi Kasar (APK) Menurut Jenjang Pendidikan di Kota Tual, 2022 dan 2023<br><i>Net Enrollment Rate and Gross Enrollment Ratio by Educational Level in Tual Municipality, 2022 and 2023 .....</i>                                                                                                                                                           | 108 |
| 4.1.11 | Persentase Penduduk Berumur 15 Tahun ke Atas yang Melek Huruf Menurut Kelompok Umur di Kota Tual, 2022 dan 2023<br><i>Percentage of Literate People Aged 15 Years and Over by Age Group in Tual Municipality, 2022 and 2023 .....</i>                                                                                                                                                                    | 109 |
| 4.1.12 | Jumlah Desa <sup>1</sup> /Kelurahan yang Memiliki Fasilitas Sekolah Menurut Kecamatan dan Tingkat Pendidikan di Kota Tual, 2019–2021<br><i>Number of Villages<sup>1</sup>/Kelurahan Having Educational Facilities by District and Educational Level in Tual Municipality, 2019–2021 .....</i>                                                                                                            | 110 |
| 4.1.13 | Jumlah Dosen dan Mahasiswa di Menurut Perguruan Tinggi di Kota Tual, 2022 dan 2023<br><i>Number of Lecturers and Students by University in Tual Municipality, 2023.....</i>                                                                                                                                                                                                                              | 115 |
| 4.1.14 | Jumlah Lembaga, Guru, dan Murid di PAUD di Bawah Kementerian Pendidikan dan Kebudayaan Menurut Kecamatan di Kota Tual, 2021/2022 dan 2022/2023<br><i>Number of Institutions, Teachers and Students in PAUD Under the Ministry of Education and Culture According to District in Tual Municipality, 2021/2022 and 2022/2023 .....</i>                                                                     | 116 |

## 4.2 KESEHATAN

### HEALTH

|       |                                                                                                                                                                                                                                                                                                                       |     |
|-------|-----------------------------------------------------------------------------------------------------------------------------------------------------------------------------------------------------------------------------------------------------------------------------------------------------------------------|-----|
| 4.2.1 | Jumlah Desa <sup>1</sup> /Kelurahan Yang Memiliki Sarana Kesehatan Menurut Kecamatan di Kota Tual, 2021–2023<br><i>Number of Villages<sup>1</sup>/Kelurahan Having Health Facilities by District in Tual Municipality, 2021–2023 .....</i>                                                                            | 119 |
| 4.2.2 | Jumlah Tenaga Kesehatan Menurut Kecamatan di Kota Tual, 2023<br><i>Number of Health Human Resources by District in Tual Municipality, 2023.....</i>                                                                                                                                                                   | 125 |
| 4.2.3 | Jumlah Rumah Sakit Umum, Rumah Sakit Khusus, Puskesmas, Klinik Pratama, dan Posyandu Menurut Kecamatan di Kota Tual, 2022 dan 2023<br><i>Number of General Hospital, Specialized Hospital, Public Health Center, Primary Clinic, and Integrated Health Post by District in Tual Municipality, 2022 and 2023 .....</i> | 128 |
| 4.2.4 | Lokasi Puskesmas Rawat Inap dan Jumlah Tempat Tidur menurut Kecamatan di Kota Tual, 2023<br><i>Location of Inpatient Health Centers and Number of Beds by District in Tual Municipality, 2023 .....</i>                                                                                                               | 131 |
| 4.2.5 | Hasil Monitoring Status Gizi pada Beberapa Desa di Kota Tual, 2023<br><i>Number of Health Human Resources by District in Tual Municipality, 2023.....</i>                                                                                                                                                             | 132 |
| 4.2.6 | Jumlah Pengunjung Balai Kesehatan Ibu dan Anak dan Tenaga Penolong Persalinan menurut Kecamatan di Kota Tual, 2023<br><i>Number of Visitors to Maternal and Child Health Centers and Delivery Personnel by District in Tual Municipality, 2023 .....</i>                                                              | 133 |
| 4.2.7 | Hasil Cakupan Imunisasi menurut Jenis dan Kecamatan di Kota Tual, 2023<br><i>Immunization Coverage Results by District in Tual Municipality, 2023 .....</i>                                                                                                                                                           | 135 |
| 4.2.8 | Jumlah Bayi Lahir, Bayi Berat Badan Lahir Rendah (BBLR), BBLR Dirujuk, dan Bergizi Buruk di Kota Tual, 2023<br><i>Number of Babies Born, Low Birth Weight (LBW), Referred LBW, and Malnourished Babies in Tual Municipality, 2023 .....</i>                                                                           | 136 |
| 4.2.9 | Jumlah Ibu Hamil, Melakukan Kunjungan K1, Melakukan Kunjungan K4, Kurang Energi Kronis (KEK), dan Mendapat Tablet Zat Besi (Fe, 2012-2019) di Kota Tual, 2023                                                                                                                                                         |     |

| Tabel<br>Table                                                                                                                                                                                                                                                                                                                                                                        | Halaman<br>Page |
|---------------------------------------------------------------------------------------------------------------------------------------------------------------------------------------------------------------------------------------------------------------------------------------------------------------------------------------------------------------------------------------|-----------------|
| <p><i>Number of Pregnant Women, Having K1 Visits, K4 Visits, Chronic Energy Deficiency (KEK), and Receiving Iron Tablets (Fe, 2012-2019) in Tual Municipality, 2023 .....</i></p>                                                                                                                                                                                                     | 137             |
| <p>4.2.10 Jumlah Remaja Usia 15-24 Tahun yang Mendapat Penyuluhan tentang Kesehatan Reproduksi (Kespro), HIV/AIDS, dan Keluarga Berencana (KB) menurut Kecamatan di Kota Tual, 2023<br/><i>Number of Adolescents Aged 15-24 Years Who Received Counseling about Reproductive Health (Kespro), HIV/AIDS, and Family Planning (KB) by District in Tual Municipality, 2023 .....</i></p> | 138             |
| <p>4.2.11 Banyaknya Klinik Keluarga Berencana Menurut Kecamatan di Kota Tual, 2023<br/><i>Number of Family Planning Clinics by District in Tual Municipality, 2023 .....</i></p>                                                                                                                                                                                                      | 139             |
| <p>4.2.12 Peserta KB Aktif Menurut MIX Kontrasepsi dan Kecamatan di Kota Tual, 2023<br/><i>Active Family Planning Participants According to MIX Contraception and District in Tual Municipality, 2023 .....</i></p>                                                                                                                                                                   | 140             |
| <p>4.2.13 Peserta KB Baru menurut MIX Kontrasepsi dan Kecamatan di Kota Tual, 2023<br/><i>New Family Planning Participants According to MIX Contraception by District in Tual Municipality, 2023 .....</i></p>                                                                                                                                                                        | 141             |
| <p>4.2.14 Angka Kesakitan menurut Penyakit Pasien Rawat Jalan di Rumah Sakit untuk Semua Golongan Umur di Kota Tual, 2023<br/><i>Morbidity Rates by Disease Outpatients in Hospitals for All Variety of Ages in Tual Municipality, 2023.....</i></p>                                                                                                                                  | 142             |
| <p><b>4.3 AGAMA DAN SOSIAL LAINNYA</b><br/><b>RELIGION AND OTHER SOCIAL AFFAIRS</b></p>                                                                                                                                                                                                                                                                                               |                 |
| <p>4.3.1 Jumlah Penduduk Menurut Kecamatan dan Agama yang Dianut di Kota Tual, 2023<br/><i>Population by District and Religion in Tual Municipality, 2023 .....</i></p>                                                                                                                                                                                                               | 143             |
| <p>4.3.2 Jumlah Tempat Peribadatan Menurut Kecamatan di Kota Tual, 2023<br/><i>Number of Places of Worship by District in Tual Municipality, 2023.....</i></p>                                                                                                                                                                                                                        | 144             |



| Tabel<br>Table | Halaman<br>Page                                                                                                                                                                                                                                                                                                                                                                |     |
|----------------|--------------------------------------------------------------------------------------------------------------------------------------------------------------------------------------------------------------------------------------------------------------------------------------------------------------------------------------------------------------------------------|-----|
| 4.3.3          | Jumlah Desa <sup>1</sup> /Kelurahan yang Mengalami Bencana Alam <sup>2</sup> Menurut Kecamatan di Kota Tual, 2019–2021<br><i>Number of Villages<sup>1</sup>/Kelurahan that Had Natural Disaster<sup>2</sup> by District in Tual Municipality, 2019–2021 .....</i>                                                                                                              | 145 |
| 4.3.4          | Angka Kesakitan menurut Penyakit Pasien Rawat Jalan di Rumah Sakit untuk Semua Golongan Umur di Kota Tual, 2023<br><i>Morbidity Rate by Disease for Out Hospitalized Patients for All Age Groups in Tual Municipality, 2023.....</i>                                                                                                                                           | 148 |
| 4.3.5          | Angka Kesakitan menurut Penyakit Pasien Rawat Inap di Rumah Sakit untuk Semua Golongan Umur di Kota Tual, 2023<br><i>Morbidity Rate by Disease for Out Hospitalized Patients for All Age Groups in Tual Municipality, 2023.....</i>                                                                                                                                            | 149 |
| <b>4.4</b>     | <b>KEMISKINAN</b><br><b>POVERTY</b>                                                                                                                                                                                                                                                                                                                                            |     |
| 4.4.1          | Garis Kemiskinan, Jumlah, dan Persentase Penduduk Miskin di Kota Tual, 2016–2023<br><i>Poverty Line, Number, and Percentage of Poor People in Tual Municipality, 2016–2023.....</i>                                                                                                                                                                                            | 150 |
| 4.4.2          | Indeks Kedalaman Kemiskinan dan Indeks Keparahan Kemiskinan di Kota Tual, 2016–2023<br><i>Poverty Gap Index and Poverty Severity Index in Tual Municipality, 2016–2023 .....</i>                                                                                                                                                                                               | 151 |
| <b>4.5</b>     | <b>KRIMINAL</b><br><b>CRIMINAL</b>                                                                                                                                                                                                                                                                                                                                             |     |
| 4.5.1          | Jumlah Perkara yang Diproses oleh Pengadilan Negeri Tual Menurut Bulan, 2023<br><i>Number of Cases Processed by The Tual District Court by Month, 2023.....</i>                                                                                                                                                                                                                | 152 |
| 4.5.2          | Banyaknya Terdakwa/Tertuduh dalam Tindak Pidana Kejahatan yang telah Mendapat Keputusan Sidang Pengadilan Negeri Tual menurut Jenis Pidana/Hukuman dan Sikap Terhadap Keputusan, 2023<br><i>Number of Defendants/Accused in Crimes Who Have Received Decisions at Tual District Court According to Type of Crime/Punishment and Attitudes Towards the Decision, 2023 .....</i> | 153 |

|            |                                                                                                                                                                                                                                                                                                                                                              |     |
|------------|--------------------------------------------------------------------------------------------------------------------------------------------------------------------------------------------------------------------------------------------------------------------------------------------------------------------------------------------------------------|-----|
| 4.5.3      | <p>Banyaknya Perkara dan Terdakwa/Tertuduh dalam Tindak Pidana Kejahatan yang Telah Mendapat Keputusan Sidang Pengadilan Negeri Tual menurut Bulan dan Jenis Kelamin, 2023<br/><i>Number of Cases and Defendants/Accused Persons in Criminal Crimes Who Have Received Decisions at the Tual District Court by Month and Gender, 2023</i> .....</p>           | 155 |
| 4.5.4      | <p>Banyaknya Perkara dan Terdakwa/Tertuduh dalam Tindak Pidana Kejahatan yang Telah Mendapat Keputusan Sidang Pengadilan Negeri Tual menurut Bulan dan Jenis Kejahatan, 2023<br/><i>Number of Cases and Defendants/Accused Persons in Criminal Crimes Who Have Received Decisions at the Tual District Court by Month and Types of Crime, 2023</i> .....</p> | 156 |
| 4.5.5      | <p>Banyaknya Terdakwa/Tertuduh dalam Tindak Pidana Kejahatan yang Telah Mendapat Keputusan Sidang Pengadilan Negeri Tual menurut Bulan dan Kelompok Umur, 2023<br/><i>Number of Cases and Defendants/Accused Persons in Criminal Crimes Who Have Received Decisions at the Tual District Court by Month and Age Group, 2023</i> .....</p>                    | 162 |
| 4.5.6      | <p>Banyaknya Terdakwa/Tertuduh dalam Tindak Pidana Kejahatan yang Telah Mendapat Keputusan Sidang Pengadilan Negeri Tual menurut Jenis Pidana/Hukuman dan Kelompok Umur, 2023<br/><i>Number of Defendants/Accused in Criminal Crimes Who Have Received Decisions at the Tual District Court by Month and Age Group, 2023</i>.....</p>                        | 163 |
| 4.5.7      | <p>Jumlah Tindak Pidana menurut Kepolisian Sektor di Kota Tual, 2023<br/><i>Number of Crimes according to Sector Police in Tual Municipality, 2023</i>.....</p>                                                                                                                                                                                              | 164 |
| 4.5.8      | <p>Jumlah Perkara yang Diproses oleh Kantor Kejaksaan Negeri Tual menurut Jenis Perkara dan Bulan, 2023<br/><i>Number of Cases Processed by the Tual District Prosecutor's Office by Case Type and Month, 2023</i>.....</p>                                                                                                                                  | 165 |
| <b>4.6</b> | <b>SOSIAL</b>                                                                                                                                                                                                                                                                                                                                                |     |
|            | <b>SOCIAL</b>                                                                                                                                                                                                                                                                                                                                                |     |
| 4.6.1      | <p>Jumlah Penerima Bantuan Sosial Pangan di Kota Tual, 2023<br/><i>Number of Social Food Assistance Recipients in Tual Municipality, 2023</i> .....</p>                                                                                                                                                                                                      | 167 |

| Tabel<br>Table | Halaman<br>Page                                                                                                                                                                                                                    |     |
|----------------|------------------------------------------------------------------------------------------------------------------------------------------------------------------------------------------------------------------------------------|-----|
| 4.6.2          | Jumlah Penerima Bantuan Iuran (PBI JKN-BPJS) di Kota Tual, 2023<br><i>Number of Contribution Assistance Receipts (PBI JKN-BPJS) in Tual Municipality, 2023</i> .....                                                               | 168 |
| 4.6.3          | Jumlah Penerima Bantuan Iuran (PBI APBD-BPJS) di Kota Tual, 2023<br><i>Number of Contribution Assistance Receipts (PBI APBD-BPJS) in Tual Municipality, 2023</i> .....                                                             | 169 |
| 4.6.4          | Jumlah Penerima Bantuan Sosial PKH di Kota Tual Tahap I-IV, 2023<br><i>Number of PKH Social Assistance Receipts in Tual Municipality, 2023</i> .....                                                                               | 170 |
| 4.6.5          | Jumlah Penerima Bantuan Sosial PKH di Kota Tual, 2023<br><i>Number of PKH Social Assistance Receipts in Tual Municipality, 2023</i> .....                                                                                          | 171 |
| <b>5.</b>      | <b>PERTANIAN, KEHUTANAN, PETERNAKAN, DAN PERIKANAN/<br/>AGRICULTURE, FORESTRY, LIVESTOCK, AND FISHERY</b>                                                                                                                          |     |
| <b>5.1</b>     | <b>HORTIKULTURA<br/>HORTICULTURE</b>                                                                                                                                                                                               |     |
| 5.1.1          | Luas Panen Tanaman Sayuran Menurut Kecamatan dan Jenis Tanaman di Kota Tual (ha), 2022 dan 2023*<br><i>Harvested Area of Vegetables by District and Kind of Plant in Tual Municipality (ha), 2022 and 2023*</i> .....              | 183 |
| 5.1.2          | Produksi Tanaman Sayuran Menurut Kecamatan dan Jenis Tanaman di Kota Tual (kuintal), 2022 dan 2023*<br><i>Production of Vegetables by District and Kind of Plant in Tual Municipality (quintal), 2022 and 2023*</i> .....          | 192 |
| 5.1.3          | Luas Panen Tanaman Sayuran dan Buah-buahan Semusim Menurut Jenis Tanaman di Kota Tual (ha), 2020–2023*<br><i>Harvested Area of Seasonal Vegetables and Fruits by Kind of Plant in Tual Municipality (ha), 2020–2023*</i> .....     | 201 |
| 5.1.4          | Produksi Tanaman Sayuran dan Buah-buahan Semusim Menurut Jenis Tanaman di Kota Tual (kuintal), 2020–2023*<br><i>Production of Seasonal Vegetables and Fruits by Kind of Plant in Tual Municipality (quintal), 2020–2023*</i> ..... | 203 |
| 5.1.5          | Luas Panen Tanaman Biofarmaka Menurut Kecamatan dan Jenis Tanaman di Kota Tual (m <sup>2</sup> ), 2022 dan 2023*                                                                                                                   |     |

| Tabel<br>Table | Halaman<br>Page                                                                                                                                                                                                                                        |
|----------------|--------------------------------------------------------------------------------------------------------------------------------------------------------------------------------------------------------------------------------------------------------|
|                | <i>Harvested Area of Medicinal Plants by District and Kind of Plant in Tual Municipality (m<sup>2</sup>), 2022 and 2023*</i> .....                                                                                                                     |
|                | 205                                                                                                                                                                                                                                                    |
| 5.1.6          | <b>Produksi Tanaman Biofarmaka Menurut Kecamatan dan Jenis Tanaman di Kota Tual (kg), 2022 dan 2023*</b><br><i>Production of Medicinal Plants by District and Kind of Plant in Tual Municipality (kg), 2022 and 2023*</i> .....                        |
|                | 207                                                                                                                                                                                                                                                    |
| 5.1.7          | <b>Luas Panen Tanaman Biofarmaka Menurut Jenis Tanaman di Kota Tual (m<sup>2</sup>), 2020–2023*</b><br><i>Harvested Area of Medicinal Plants by Kind of Plant in Tual Municipality (m<sup>2</sup>), 2020–2023*</i> .....                               |
|                | 210                                                                                                                                                                                                                                                    |
| 5.1.8          | <b>Produksi Tanaman Biofarmaka Menurut Jenis Tanaman di Kota Tual (kg), 2020–2023*</b><br><i>Production of Medicinal Plants by Kind of Plant in Tual Municipality (kg), 2020–2023*</i> .....                                                           |
|                | 211                                                                                                                                                                                                                                                    |
| 5.1.9          | <b>Luas Panen Tanaman Hias Menurut Kecamatan dan Jenis Tanaman di Kota Tual (m<sup>2</sup>), 2022 dan 2023*</b><br><i>Harvested Area of Ornamental Plants by District and Kind of Plant in Tual Municipality (m<sup>2</sup>), 2022 and 2023*</i> ..... |
|                | 212                                                                                                                                                                                                                                                    |
| 5.1.10         | <b>Produksi Tanaman Hias Menurut Kecamatan dan Jenis Tanaman di Kota Tual (tangkai), 2022 dan 2023*</b><br><i>Production of Ornamental Plants by District and Kind of Plant in Tual Municipality (stalks), 2022 and 2023*</i> .....                    |
|                | 215                                                                                                                                                                                                                                                    |
| 5.1.11         | <b>Luas Panen Tanaman Hias Menurut Jenis Tanaman di Kota Tual (m<sup>2</sup>), 2020–2023*</b><br><i>Harvested Area of Ornamental Plants by Kind of Plant in Tual Municipality (m<sup>2</sup>), 2020–2023*</i> .....                                    |
|                | 218                                                                                                                                                                                                                                                    |
| 5.1.12         | <b>Produksi Tanaman Hias Menurut Jenis Tanaman di Kota Tual (tangkai), 2020–2023*</b><br><i>Production of Ornamental Plants by Kind of Plant n Tual Municipality (stalks), 2020–2023*</i> .....                                                        |
|                | 219                                                                                                                                                                                                                                                    |
| 5.1.13         | <b>Produksi Buah-buahan Menurut Kecamatan dan Jenis Tanaman di Kota Tual (kuintal), 2022 dan 2023*</b><br><i>Production of Fruits by District and Kind of Plant in Tual Municipality (kuintal), 2022 and 2023*</i> .....                               |
|                | 220                                                                                                                                                                                                                                                    |
| 5.1.14         | <b>Produksi Buah-Buahan dan Sayuran Tahunan Menurut Jenis Tanaman di Kota Tual (kuintal), 2020–2023*</b>                                                                                                                                               |

|                                                                                                                     |     |
|---------------------------------------------------------------------------------------------------------------------|-----|
| <i>Production of Annual Fruits and Vegetables by Kind of Plant in Tual Municipality (quintal), 2020–2023*</i> ..... | 233 |
|---------------------------------------------------------------------------------------------------------------------|-----|

## 5.2 PERKEBUNAN

### **ESTATE CROPS**

|                                                                                                                                                                                                                                                |     |
|------------------------------------------------------------------------------------------------------------------------------------------------------------------------------------------------------------------------------------------------|-----|
| 5.2.1 Luas Areal Tanaman Perkebunan Menurut Kecamatan dan Jenis Tanaman di Kota Tual (ha), 2021 dan 2022*<br><i>Planted Area of Estate Crops by District and Type of Crops in Tual Municipality (ha), 2021 and 2022*</i> .....                 | 235 |
| 5.2.2 Produksi Perkebunan Menurut Kecamatan dan Jenis Tanaman di Kota Tual (ton), 2021 dan 2022*<br><i>Production of Estates by District and Type of Crops in Tual Municipality (ton), 2021 and 2022*</i> .....                                | 242 |
| 5.2.3 Luas Areal Tanaman Perkebunan Rakyat Menurut Jenis Tanaman di Kota Tual (ha), 2019–2023*<br><i>Planted Area of Estate Crops by Type of Crops in Tual Municipality (ha), 2019–2023*</i> .....                                             | 249 |
| 5.2.4 Produksi Perkebunan Rakyat Menurut Jenis Tanaman di Kota Tual (ton), 2019–2023*<br><i>Production of Estates by Type of Crops in Tual Municipality (ton), 2019–2023*</i> .....                                                            | 250 |
| 5.2.5 Jumlah Petani Perkebunan Menurut Kecamatan dan Jenis Tanaman di Kota Tual (Kepala Keluarga), 2022 dan 2023*<br><i>Number of Estate Farmers by Subdistrict and Type of Corps in Tual Municipality (householder), 2022 and 2023*</i> ..... | 251 |

## 5.3 TANAMAN

### **FOOD CROPS**

|                                                                                                                                                                                                                               |     |
|-------------------------------------------------------------------------------------------------------------------------------------------------------------------------------------------------------------------------------|-----|
| 5.3.1 Luas Panen Tanaman Pangan Menurut Kecamatan dan Jenis Tanaman di Kota Tual (ha), 2022 dan 2023*<br><i>Harvested Area of Food Crops by Subdistrict and Kind of Plant in Tual Municipality (ha), 2022 and 2023*</i> ..... | 258 |
| 5.3.1 Produksi Tanaman Pangan Menurut Kecamatan dan Jenis Tanaman di Kota Tual (ha), 2022 dan 2023*                                                                                                                           |     |

| Tabel<br>Table                                                                                                                                                                                                 | Halaman<br>Page |
|----------------------------------------------------------------------------------------------------------------------------------------------------------------------------------------------------------------|-----------------|
| <i>Production of Food Crops by Subdistrict and Kind of Plant in Tual Municipality (ha), 2022 and 2023*</i> .....                                                                                               | 262             |
| <b>5.4 PERIKANAN</b>                                                                                                                                                                                           |                 |
| <b><i>FISHERY</i></b>                                                                                                                                                                                          |                 |
| 5.4.1 Jumlah Rumah Tangga Perikanan Menurut Kecamatan dan Subsektor di Kota Tual, 2022 dan 2023*<br><i>Number of Fishery Household by Subdistrict and Subsector in Tual Municipality, 2022 and 2023*</i> ..... | 266             |
| 5.4.2 Produksi Perikanan Menurut Kecamatan dan Subsektor di Kota Tual, 2022 dan 2023 (ton)<br><i>Production of Fishery by Subdistrict and Subsector in Tual Municipality, 2022 and 2023 (ton)</i> .....        | 267             |
| 5.4.3 Nilai Perikanan Menurut Kecamatan dan Subsektor di Kota Tual, 2022 dan 2023<br><i>Value of Fishery by Subdistrict and Subsector in Tual Municipality, 2022 and 2023</i> .....                            | 268             |
| 5.4.4 Jumlah Alat Perikanan Ikan Menurut Kecamatan dan Jenis di Kota Tual, 2022 dan 2023<br><i>Number of Fishing Gear by Subdistrict and Kinds in Tual Municipality, 2022 and 2023</i> .....                   | 269             |
| 5.4.5 Jumlah Alat Perikanan Ikan (Perahu) Menurut Kecamatan dan Jenis di Kota Tual, 2022 dan 2023<br><i>Number of Fishing Gear (boat) by Subdistrict and Kinds in Tual Municipality, 2022 and 2023</i> .....   | 278             |
| 5.4.6 Jumlah Nelayan dan Kelompok Nelayan Menurut Kecamatan di Kota Tual, 2022 dan 2023<br><i>Number of Fisherman and Fisherman Group by Subdistrict in Tual Municipality, 2022 and 2023</i> .....             | 280             |
| 5.4.7 Produksi Ikan Menurut Kecamatan dan Jenis di Kota Tual, 2021-2023<br><i>Production of Fish by Kinds in Tual Municipality, 2021-2023</i> .....                                                            | 281             |
| 5.4.8 Jumlah Kunjungan Kapal Perikanan Menurut Bulan di Pelabuhan Perikanan Nusantara Tual, 2017-2023<br><i>Number of Boat Fishing Visits by Month in Nusantara Fishing Port of Tual, 2017-2023</i> .....      | 284             |

| Tabel<br>Table            | Halaman<br>Page                                                                                                                                                                                         |     |
|---------------------------|---------------------------------------------------------------------------------------------------------------------------------------------------------------------------------------------------------|-----|
| 5.4.9                     | Harga Ikan Menurut Jenis di di Pelabuhan Perikanan Nusantara Tual, 2023<br><i>Price of Fish by Kinds in Nusantara Fishing Port of Tual, 2023</i> .....                                                  | 285 |
| 5.4.10                    | Produksi dan Nilai Ikan Menurut Jenis di di Pelabuhan Perikanan Nusantara Tual Triwulan IV, 2023<br><i>Production and Value of Fish by Type at Tual Archipelago Fishing Port Quarter IV, 2023</i> ..... | 287 |
| 5.4.11                    | Data Alat Tangkap di Pelabuhan Perikanan Nusantara Tual, 2023<br><i>Fishing Gear Data Nusantara Fishing Port of Tual, 2023</i> .....                                                                    | 289 |
| 5.4.12                    | Data Kategori Kapal Penangkapan Ikan di Pelabuhan Perikanan Nusantara Tual Triwulan IV, 2023<br><i>Fishing Vessel Category Data at Archipelago Fishing Port Quarter IV, 2023</i> .....                  | 290 |
| <br><b>5.5 PETERNAKAN</b> |                                                                                                                                                                                                         |     |
| <b>LIVESTOCK</b>          |                                                                                                                                                                                                         |     |
| 5.5.1                     | Populasi Ternak Menurut Kecamatan dan Jenis Ternak di Kota Tual, 2022 dan 2023<br><i>Population of Livestocks by Subdistrict and Kind in Tual Municipality, 2022 and 2023</i> .....                     | 291 |
| 5.5.2                     | Produksi Daging Ternak Menurut Kecamatan dan Jenis Ternak di Kota Tual, 2022 dan 2023<br><i>Meat Production of Livestocks by Subdistrict and Kind in Tual Municipality, 2022 and 2023</i> .....         | 292 |
| 5.5.3                     | Populasi Unggas Menurut Kecamatan dan Jenis Unggas di Kota Tual, 2022 dan 2023<br><i>Population of Poultry by Subdistrict and Kind in Tual Municipality, 2022 and 2023</i> .....                        | 293 |
| 5.5.4                     | Produksi Daging Unggas Menurut Kecamatan dan Jenis Unggas di Kota Tual, 2022 dan 2023<br><i>Meat Production of Poultry by Subdistrict and Kind in Tual Municipality, 2022 and 2023</i> .....            | 294 |
| 5.5.5                     | Produksi Telur Unggas Menurut Kecamatan dan Jenis Unggas di Kota Tual, 2022 dan 2023<br><i>Egg Production of Poultry by Subdistrict and Kind in Tual Municipality, 2022 and 2023</i> .....              | 295 |

|           |                                                                                                                                                                                                                                                                                     |     |
|-----------|-------------------------------------------------------------------------------------------------------------------------------------------------------------------------------------------------------------------------------------------------------------------------------------|-----|
| <b>6.</b> | <b>INDUSTRI, PERTAMBANGAN, DAN ENERGI/<br/>INDUSTRY, MINING, AND ENERGY</b>                                                                                                                                                                                                         |     |
| 6.1       | Daya Terpasang, Produksi, dan Distribusi Listrik PT. PLN (Persero) pada Cabang/Ranting PLN Menurut Kecamatan di Kota Tual, 2023<br><i>Installed Electricity Power, Production, and Distribution of PT. PLN (Persero) at PLN Branch by District in Tual Municipality, 2023</i> ..... | 305 |
| 6.2       | Jumlah Pelanggan Listrik Menurut Kecamatan di Kota Tual, 2019–2023<br><i>Number of Electricity Customers by District in Tual Municipality, 2019–2023..</i>                                                                                                                          | 306 |
| 6.3       | Jumlah Pelanggan dan Air yang Disalurkan Menurut Kecamatan di Kota Tual, 2023<br><i>Number of Customers and Distributed Water by District in Tual Municipality, 2023</i> .....                                                                                                      | 307 |
| 6.4       | Pelanggan Air Minum menurut Kategori Pelanggan di Perumdam Maren Kota Tual, 2023<br><i>Drinking Water Customers by Customers Category at Perumdam Maren Tual Municipality, 2023</i> .....                                                                                           | 308 |
| 6.5       | Produksi Air Minum Reservoir Iban menurut Bulan di PDAM Cabang Tual, 2023<br><i>Iban Reservoir Drinking Water Production by Month at PDAM Tual Branch, 2023</i> .....                                                                                                               | 309 |
| 6.6       | Produksi Air Minum Reservoir Fiditan-Ngadi menurut Bulan di PDAM Cabang Tual, 2023<br><i>Fiditan-Ngadi Reservoir Drinking Water Production by Month at PDAM Tual Branch, 2023</i> .....                                                                                             | 310 |
| 6.7       | Produksi Air Minum Reservoir UTT menurut Bulan di PDAM Cabang Tual, 2023<br><i>UTT Reservoir Drinking Water Production by Month at PDAM Tual Branch, 2023</i> .....                                                                                                                 | 311 |
| 6.8       | Jumlah Perusahaan dan Nilai Investasi menurut Jenis Perusahaan di Kota Tual, 2023<br><i>Number of Companies and Investment Value by Kind of Company in Tual Municipality, 2023</i> .....                                                                                            | 312 |
| 6.9       | Keadaan Sentra Industri menurut Subsektor di Kota Tual, 2023<br><i>State of Industrial Centers by Subsector in Tual Municipality, 2023</i> .....                                                                                                                                    | 314 |



| Tabel<br>Table | Halaman<br>Page                                                                                                                                                                                                              |
|----------------|------------------------------------------------------------------------------------------------------------------------------------------------------------------------------------------------------------------------------|
| 6.10           | Produksi Bahan Galian C di Kota Tual, 2023<br><i>Production of Mineral C in Tual Municipality, 2023</i> ..... 315                                                                                                            |
| <br>           |                                                                                                                                                                                                                              |
| <b>7.</b>      | <b>PARIWISATA/TOURISM</b>                                                                                                                                                                                                    |
| 7.1            | Jumlah Rumah Makan/Restoran Menurut<br>Kecamatan di Kota Tual, 2020–2023<br><i>Number of Restaurants by District in Tual Municipality, 2020–2023</i> ..... 325                                                               |
| 7.2            | Klasifikasi Akomodasi di Kota Tual, 2023<br><i>Classification of Acomodation in Tual Municipality, 2023</i> ..... 326                                                                                                        |
| 7.3            | Jumlah Kamar dan Tempat Tidur Menurut<br>Akomodasi di Kota Tual, 2023<br><i>Number of Rooms and Beds by Accomodation in Tual Municipality, 2023</i> ..... 327                                                                |
| 7.4            | Objek Wisata Menurut Kecamatan di Kota Tual, 2023<br><i>Tourism Objects by District in Tual Municipality, 2023</i> ..... 328                                                                                                 |
| <br>           |                                                                                                                                                                                                                              |
| <b>8.</b>      | <b>TRANSPORTASI DAN KOMUNIKASI/<br/>TRANSPORTATION AND COMMUNICATION</b>                                                                                                                                                     |
| <b>8.1</b>     | <b>TRANSPORTASI<br/>TRANSPORTATION</b>                                                                                                                                                                                       |
| 8.1.1          | Panjang Jalan <sup>1</sup> Menurut Tingkat Kewenangan<br>Pemerintahan di Kota Tual (km), 2021–2023<br><i>Length of Roads<sup>1</sup> by Level of Government Authority in Tual Municipality<br/>(km), 2021–2023</i> ..... 339 |
| 8.1.2          | Panjang Jalan Menurut Jenis Permukaan<br>Jalan di Kota Tual (km), 2021–2023<br><i>Length of Roads by Type of Road Surface in Tual Municipality (km), 2021–<br/>2023</i> ..... 340                                            |
| 8.1.3          | Panjang Jalan Menurut Kecamatan dan Jenis<br>Permukaan di Kota Tual (km), 2023<br><i>Length of Roads by Subsditricth and Type of Road Surface in Tual Municipality<br/>(km), 2023</i> ..... 342                              |

| Tabel<br>Table | Halaman<br>Page                                                                                                                                                                                  |     |
|----------------|--------------------------------------------------------------------------------------------------------------------------------------------------------------------------------------------------|-----|
| 8.1.5          | Jumlah Kendaraan Bermotor menurut Jenis<br>Kendaraan di Samsat/Polres Tual, 2023<br><i>Number of Motor Vehicles by Kinds of Vehicles in Police Office Tual, 2023 .....</i>                       | 343 |
| 8.1.6          | Jumlah Penumpang dan Barang yang Dilayari<br>Kapal Penumpang Cepat PT.PELNI, 2023<br><i>Number of Passenger and Freight of Fast Ships of PT.PELNI, 2023.....</i>                                 | 344 |
| 8.1.7          | Laporan Angkutan Penumpang dan Barang pada<br>Lintas Penyebarangan Tual-Elat, 2023<br><i>Report of Passenger and Freight Transport on Tual-Elat Crossing, 2023.....</i>                          | 345 |
| 8.1.8          | Laporan Angkutan Penumpang dan Barang pada<br>Lintas Penyebarangan Tual-Kur, 2023<br><i>Report of Passenger and Freight Transport on Tual-Kur Crossing, 2023.....</i>                            | 346 |
| 8.1.9          | Laporan Angkutan Penumpang dan Barang pada<br>Lintas Penyebarangan Tual-Tayando Yamtel, 2023<br><i>Report of Passenger and Freight Transport on Tual-Tayando Yamtel Crossing,<br/>2023 .....</i> | 347 |
| 8.1.10         | Laporan Angkutan Penumpang dan Barang pada<br>Lintas Penyebarangan Tual-Dobo, 2023<br><i>Report of Passenger and Freight Transport on Tual-Dobo Crossing, 2023.....</i>                          | 348 |
| 8.1.11         | Laporan Angkutan Penumpang dan Barang pada<br>Lintas Penyebarangan Tual-Larat, 2023<br><i>Report of Passenger and Freight Transport on Tual-Larat Crossing, 2023 .....</i>                       | 349 |
| 8.1.12         | Laporan Angkutan Penumpang dan Barang pada<br>Lintas Penyebarangan Tual-Banda Eli, 2023<br><i>Report of Passenger and Freight Transport on Tual-Banda Eli Crossing, 2023 .</i>                   | 350 |
| 8.1.13         | Laporan Angkutan Penumpang dan Barang pada<br>Lintas Penyebarangan Tual-Tam Ngurhir, 2023<br><i>Report of Passenger and Freight Transport on Tual-Tam Ngurhir Crossing,<br/>2023 .....</i>       | 351 |
| 8.1.14         | Laporan Angkutan Penumpang dan Barang pada<br>Lintas Penyebarangan Tual-Kaimana, 2023<br><i>Report of Passenger and Freight Transport on Tual-Kaimana Crossing, 2023..</i>                       | 352 |
| 8.1.15         | Realisasi Bongkar Muat pada Pelabuhan Tual<br>menurut Jenis Barang, 2014-2023<br><i>Stevedoring Realization at Pory of Tual by Kinds of Goods, 2014-2023.....</i>                                | 353 |

|           |                                                                                                                                                                                                                         |     |
|-----------|-------------------------------------------------------------------------------------------------------------------------------------------------------------------------------------------------------------------------|-----|
| 8.1.16    | Jumlah Kunjungan Kapal, Bongkar Muat, dan Penumpang di Pelabuhan Tual, 2020-2023<br><i>Number of Ship Calls, Stevedoring, and Passenger at Port of Tual, 2023 .....</i>                                                 | 355 |
| <br>      |                                                                                                                                                                                                                         |     |
| <b>9.</b> | <b>PERBANKAN, KOPERASI, DAN HARGA-HARGA/BANKING, COOPERATIVE, AND PRICES .....</b>                                                                                                                                      |     |
| 9.1       | Jumlah Koperasi Aktif Menurut Kecamatan di Kota Tual, 2020–2023<br><i>Number of Active Cooperative by District in Tual Municipality, 2020–2023....</i>                                                                  | 365 |
| 9.2       | Jumlah Koperasi Menurut Jenis Koperasi dan Kecamatan di Kota Tual, 2023<br><i>Number of Cooperative by Kind of Cooperative and District in Tual Municipality, 2023 .....</i>                                            | 366 |
| 9.2       | Jumlah Koperasi Menurut Jenis Koperasi dan Kecamatan di Kota Tual, 2023<br><i>Number of Cooperative by Kind of Cooperative and District in Tual Municipality, 2023 .....</i>                                            | 366 |
| 9.3       | Jumlah Usaha Mikro, Kecil, dan Menengah menurut Kecamatan dan Sektor Usaha di Kota Tual, 2023<br><i>Number of Micro, Small, and Medium Enterprises by District and Business Sector in Tual Municipality, 2023 .....</i> | 367 |
| 9.4       | Banyaknya Penyaluran Kredit menurut Golongan pada Perum Pegadaian Cabang Tual, 2015-2023<br><i>Number of Credit Distribution by Group at Pawnshop Company Branch of Tual, 2023 .....</i>                                | 371 |
| 9.5       | Kredit/Pinjaman menurut Golongan pada Perum Pegadaian Cabang Tual, 2023<br><i>Credit/Loan by Group at Pawnshop Company Branch of Tual, 2023 .....</i>                                                                   | 372 |
| 9.6       | Indeks Harga Konsumen per Bulan Menurut Kelompok Pengeluaran (2018=100) di Kota Tual, 2023<br><i>Consumer Price Index per Month by Expenditure Group (2018=100) in Tual Municipality, 2023 .....</i>                    | 375 |

| Tabel<br>Table |                                                                                                                                                                                                                                  | Halaman<br>Page |
|----------------|----------------------------------------------------------------------------------------------------------------------------------------------------------------------------------------------------------------------------------|-----------------|
| 9.7            | Indeks Harga Konsumen per Bulan Menurut Kelompok Pengeluaran (2018=100) di Kota Tual, 2023<br><i>Consumer Price Index per Month by Expenditure Group (2018=100) in Tual Municipality, 2023</i> .....                             | 376             |
| 9.8            | Laju Inflasi Bulanan Menurut Kelompok Pengeluaran (2018=100) di Kota Tual, 2023<br><i>Monthly Inflation Rate by Expenditure Group (2018=100) in Tual Municipality, 2023</i> .....                                                | 380             |
| <b>10.</b>     | <b>PENGELUARAN PENDUDUK/POPULATION EXPENDITURE</b>                                                                                                                                                                               |                 |
| 10.1           | Rata-rata Pengeluaran per Kapita Sebulan Menurut Kelompok Komoditas (rupiah) di Kota Tual, 2022 dan 2023<br><i>Monthly Average Expenditure per Capita by Commodity Group (rupiahs) in Tual Municipality, 2022 and 2023</i> ..... | 393             |
| 10.2           | Persentase Pengeluaran per Kapita Sebulan Menurut Kelompok Komoditas di Kota Tual, 2022 dan 2023<br><i>Percentage of Monthly Expenditure per Capita by Commodity Group in Tual Municipality, 2022 and 2023</i> .....             | 394             |
| <b>11.</b>     | <b>PERDAGANGAN/TRADE</b>                                                                                                                                                                                                         |                 |
| 11.1           | Jumlah Sarana Perdagangan Menurut Jenisnya di Kota Tual, 2020–2023<br><i>Number of Trading Facilities by Type of Facility in Tual Municipality, 2020–2023</i> .....                                                              | 403             |
| 11.2           | Jumlah Objek Usaha yang Membayar Pajak pada Badan Pendapatan Daerah Kota Tual, 2015–2023<br><i>Number of Business Objects that Pay Taxes at The Regional Revenue Agency of Tual Municipality, 2015–2023</i> .....                | 404             |
| 11.3           | Jumlah Nomor Induk Berusaha menurut Kecamatan Kota Tual, 2019–2023<br><i>Number of Business Registration Numbers by Subdistricts in Tual Municipality, 2019–2023</i> .....                                                       | 405             |

| Tabel<br>Table | Halaman<br>Page                                                                                                                                                                                                                                                                               |
|----------------|-----------------------------------------------------------------------------------------------------------------------------------------------------------------------------------------------------------------------------------------------------------------------------------------------|
| 11.4           | Jumlah Nomor Induk Berusaha Menurut Bentuk Usaha di Kota Tual, 2019–2023<br><i>Number of Business Registration Numbers By Subdistrict in Tual Municipality, 2019–2023</i> ..... 406                                                                                                           |
| 11.5           | Jumlah Penerbitan Tanda Daftar Perusahaan Pengusaha Tetap menurut Bentuk Usaha di Kota Tual, 2021–2023<br><i>Number of Permanent Entrepreneur Company Registration Certificate by Business Form in Tual Municipality, 2021–2023</i> ..... 407                                                 |
| <b>12.</b>     | <b>SISTEM NERACA REGIONAL/SYSTEM OF REGIONAL ACCOUNTS</b>                                                                                                                                                                                                                                     |
| 12.1.          | Produk Domestik Regional Bruto Atas Dasar Harga Berlaku Menurut Lapangan Usaha di Kota Tual (miliar rupiah), 2019–2023<br><i>Gross Regional Domestic Product at Current Market Prices by Industry in Tual Municipality (billion rupiahs), 2019–2023</i> ..... 423                             |
| 12.2           | Produk Domestik Regional Bruto Atas Dasar Harga Konstan 2010 Menurut Lapangan Usaha di Kota Tual (miliar rupiah), 2019–2023<br><i>Gross Regional Domestic Product at 2010 Constant Market Prices by Industry in Tual Municipality (billion rupiahs), 2019–2023</i> ..... 425                  |
| 12.3           | Distribusi Persentase Produk Domestik Regional Bruto Atas Dasar Harga Berlaku Menurut Lapangan Usaha di Kota Tual, 2019–2023<br><i>Percentage Distribution of Gross Regional Domestic Product at Current Market Prices by Industry in Tual Municipality, 2019–2023</i> ..... 427              |
| 12.4           | Laju Pertumbuhan Produk Domestik Regional Bruto Atas Dasar Harga Konstan 2010 Menurut Lapangan Usaha di Kota Tual (persen), 2019–2023<br><i>Growth Rate of Gross Regional Domestic Product at 2010 Constant Market Prices by Industry in Tual Municipality (percent), 2019–2023</i> ..... 429 |
| 12.5           | Produk Domestik Regional Bruto Atas Dasar Harga Berlaku Menurut Jenis Pengeluaran di Kota Tual (miliar rupiah), 2019–2023<br><i>Gross Regional Domestic Product at Current Market Prices by Type of Expenditure in Tual Municipality (billion rupiahs), 2019–2023</i> ..... 431               |

| Tabel<br>Table                                                                  | Halaman<br>Page                                                                                                                                                                                                                                                                                                             |     |
|---------------------------------------------------------------------------------|-----------------------------------------------------------------------------------------------------------------------------------------------------------------------------------------------------------------------------------------------------------------------------------------------------------------------------|-----|
| 12.6                                                                            | Produk Domestik Regional Bruto Atas Dasar<br>Harga Konstan 2010 Menurut Jenis Pengeluaran<br>di Kota Tual (miliar rupiah), 2019–2023<br><i>Gross Regional Domestic Product at 2010 Constant Market Prices by Type of<br/>           Expenditure in Tual Municipality (billion rupiahs), 2019–2023.....</i>                  | 432 |
| <b>13. PERBANDINGAN ANTAR KABUPATEN/<br/>KOTA/ REGENCY/MUNICIPAL COMPARISON</b> |                                                                                                                                                                                                                                                                                                                             |     |
| 13.1                                                                            | Jumlah Penduduk Menurut Kabupaten/Kota<br>di Provinsi Maluku (ribu), 2020–2024<br><i>Population by Regency/Municipality in Maluku Province (thousand),<br/>           2020–2024.....</i>                                                                                                                                    | 441 |
| 13.2                                                                            | Laju Pertumbuhan Produk Domestik Regional Bruto<br>Atas Dasar Harga Konstan 2010 Menurut Kabupaten/<br>Kota di Provinsi Maluku (persen), 2019–2023<br><i>Rate of Growth of Gross Regional Domestic Products at Constant 2010 Prices<br/>           by Regency/Municipality in Maluku Province (percent), 2019–2023.....</i> | 442 |
| 13.3                                                                            | Jumlah Penduduk Miskin Menurut Kabupaten/<br>Kota di Provinsi Maluku (ribu), 2019–2023<br><i>Number of Poor Population by Regency/Municipality in Maluku Province<br/>           (thousand), 2019–2023.....</i>                                                                                                             | 443 |
| 13.4                                                                            | Indeks Pembangunan Manusia Menurut Kabupaten/<br>Kota di Provinsi Maluku, 2019–2023<br><i>Human Development Index by Regency/Municipality in Maluku Province,<br/>           2019–2023.....</i>                                                                                                                             | 444 |

## DAFTAR GAMBAR/LIST OF FIGURES

| Gambar<br>Figure |                                                                                                                                                                                                                                                                        | Halaman<br>Page |
|------------------|------------------------------------------------------------------------------------------------------------------------------------------------------------------------------------------------------------------------------------------------------------------------|-----------------|
| 1.1              | Luas Daerah menurut Kecamatan (%), 2022<br><i>Area of District (%), 2022</i> .....                                                                                                                                                                                     | 7               |
| 1.2              | Jarak dari Ibukota Kabupaten/Kota menurut<br>Kecamatan di Kota Tual (km), 2023<br><i>Distance to The Capital of Municipality by District in Tual Municipality<br/>(km), 2023</i> .....                                                                                 | 8               |
| 2.1              | Jumlah Pegawai Negeri Sipil menurut Jenis Kelamin<br>di Kota Tual, Desember 2021 - Desember 2023<br><i>Number of Civil Servants by Sex in Tual Municipality, December 2021 -<br/>December 2023</i> .....                                                               | 23              |
| 2.2              | Jumlah Wajib Pajak menurut Kecamatan di Kota Tual, 2023<br><i>Number of Taxpayers by District in Tual Municipality, 2023</i> .....                                                                                                                                     | 24              |
| 3.1              | Jumlah Penduduk menurut Kelompok Umur<br>dan Jenis Kelamin di Kota Tual, 2023<br><i>Population by Age Groups and Sex in Tual Municipality, 2023</i> .....                                                                                                              | 53              |
| 3.2              | Jumlah Penduduk Berumur 15 Tahun Keatas menurut Jenis Kegiatan<br>Selama Seminggu yang Lalu dan Jenis Kelamin di Kota Tual, 2023<br><i>Population Aged 15 Years and Over by Type of Activity During The<br/>Previous Week and Sex in Tual Municipality, 2023</i> ..... | 54              |
| 4.1              | Angka Partisipasi Murni (APM) menurut Jenjang<br>Pendidikan di Kota Tual, 2023<br><i>Net Participation Rates by Educational Level in Tual Municipality,<br/>2023</i> .....                                                                                             | 81              |
| 4.2              | Jumlah Sekolah, Guru, dan Murid menurut<br>Jenjang Pendidikan di Kota Tual, 2023<br><i>Number of Schools, Teachers, and Pupils Educational Level in Tual<br/>Municipality, 2023</i> .....                                                                              | 82              |
| 5.1              | Produksi Tanaman Biofarmaka menurut Jenis<br>Tanaman di Kota Tual (kg), 2023                                                                                                                                                                                           |                 |

| Gambar<br>Figure |                                                                                                                                                                                                               | Halaman<br>Page |
|------------------|---------------------------------------------------------------------------------------------------------------------------------------------------------------------------------------------------------------|-----------------|
|                  | <i>Production of Medicinal Plants by Kind of Plant in Tual Municipality (kg), 2023</i> .....                                                                                                                  | 181             |
| 5.2              | Produksi Tanaman Sayuran menurut Jenis Tanaman di Kota Tual (kwintal), 2023<br><i>Production of Vegetables Plants by Kind of Plant in Tual Municipality (quintal), 2023</i> .....                             | 182             |
| 6.1              | Jumlah Pelanggan Listrik PT PLN UP3 Tual, 2023<br><i>Number of PT PLN UP3 Tual Electricity Customers, 2023</i> .....                                                                                          | 303             |
| 6.2              | Produksi Air Minum menurut Bulan di PDAM Cabang Tual, 2023<br><i>Drinking Water Production by Month at PDAM Tual Branch</i> .....                                                                             | 304             |
| 7.1              | Proporsi Rumah Makan/Restoran menurut Kecamatan di Kota Tual, 2023<br><i>Proportion of Restaurants by District in Tual Municipality, 2023</i> .....                                                           | 323             |
| 7.2              | Jumlah Rumah Makan/Restoran di Kecamatan Pulau Dullah Selatan, 2020-2023<br><i>Number of Restaurants in Pulau Dullah Selatan District, 2020-2023</i> .....                                                    | 324             |
| 8.1              | Panjang Jalan menurut Kondisi Jalan di Kota Tual (km), 2023<br><i>Length of Raods by Condition of Roads in Tual Municipality (km), 2023</i> .....                                                             | 337             |
| 8.2              | Panjang Jalan menurut Jenis Permukaan Jalan di Kota Tual (km), 2023<br><i>Length of Roads by Type of Road Surface in Tual Municipality (km), 2023</i> .....                                                   | 338             |
| 9.1              | Inflasi Kota Tual (%), 2019-2023<br><i>Infaltion of Tual Municipality (%), 2019-2023</i> .....                                                                                                                | 363             |
| 9.2              | Jumlah Koperasi Aktif menurut Kecamatan di Kota Tual, 2023<br><i>Number of Active Coopertive by District in Tual Municipality, 2023</i> .....                                                                 | 364             |
| 10.1             | Persentase Rata-Rata Pengeluaran per Kapita Sebulan menurut Kelompok Makanan di Kota Tual, 2023<br><i>Percentage of Monthly Average Expenditure per Capita by Food Group in Tual Municipality, 2023</i> ..... | 391             |
| 10.2             | Persentase Rata-Rata Pengeluaran per Kapita Sebulan menurut Kelompok Bukan Makanan di Kota Tual, 2023                                                                                                         |                 |



| Gambar<br>Figure | Halaman<br>Page                                                                                                                                                                                                                                                                  |
|------------------|----------------------------------------------------------------------------------------------------------------------------------------------------------------------------------------------------------------------------------------------------------------------------------|
|                  | <i>Percentage of Monthly Average Expenditure per Capita by Non-Food Group in Tual Municipality, 2023</i> ..... 392                                                                                                                                                               |
| 11.1             | Jumlah Sarana Perdagangan menurut Jenisnya di Kota Tual (persen), 2023<br><i>Number of Trading Facilities by Type of Facility in Tual Municipality, 2023</i> ..... 401                                                                                                           |
| 11.2             | Jumlah Nomor Induk Berusaha menurut Kecamatan Kota Tual, 2023<br><i>Number of Business Regsitratio Numbers by Subdistricts in Tual Municipality, 2023</i> ..... 402                                                                                                              |
| 12.1             | Laju Pertumbuhan Produk Domestik Regional Bruto Atas Dasar Harga Konstan 2010 di Kota Tual (persen), 2019-2023<br><i>Growth Rate of Gross regional Domestic Product at 2010 in Tual Municipality (percent), 2019-2023</i> ..... 421                                              |
| 12.2             | Produk Domestik Regional Bruto Atas Dasar Harga Konstan 2010 menurut Jenis Pengeluaran di Kota Tual (miliar rupiah), 2023<br><i>Gross Regional Domestic Product at 2010 Constant Market Prices by Type of Expenditure in Tual Municipality (billion rupiahs), 2023</i> ..... 422 |
| 13.1             | Indeks Pembangunan Manusia di Kota Tual, 2019-2023<br><i>Human Development Index in Tual Municipality, 2019-2023</i> ..... 439                                                                                                                                                   |
| 13.2             | Laju Pertumbuhan Produk Domestik Regional Bruto Atas Dasar Harga Konstan 2010 di Kota Tual (%), 2019-2023<br><i>Rate of Growth of Gross Regional Domestic Products at Constant 2010 Prices in Tual Municipality (%), 2019-2023</i> ..... 440                                     |



## PENJELASAN UMUM/EXPLANATORY NOTES

Tanda-tanda, satuan-satuan, dan lain-lainnya yang digunakan dalam publikasi ini adalah sebagai berikut:

*Symbols, measurement units, and acronyms which are used in this publication, are as follows:*

### 1. TANDA-TANDA/SYMBOLS

|                                                                           |       |
|---------------------------------------------------------------------------|-------|
| Data tidak tersedia/ <i>Data not available</i> .....                      | : ... |
| Tidak ada atau nol / <i>Null or zero</i> .....                            | : -   |
| Data dapat diabaikan/ <i>Data negligible</i> .....                        | : ~0  |
| Tanda decimal/ <i>Decimal point</i> .....                                 | : ,   |
| Data tidak dapat ditampilkan/ <i>Not applicable</i> .....                 | : NA  |
| Angka estimasi/ <i>Estimated figures</i> .....                            | : e   |
| Angka diperbaiki/ <i>Revised figures</i> .....                            | : r   |
| Angka sementara/ <i>Preliminary figures</i> .....                         | : *   |
| Angka sangat sementara/ <i>Very preliminary figures</i> .....             | : **  |
| Angka sangat sangat sementara/ <i>Very very preliminary figures</i> ..... | : *** |

### 2. SATUAN/UNITS

|                                                      |                                                         |
|------------------------------------------------------|---------------------------------------------------------|
| barel/ <i>barrel</i> .....                           | : 158,99 liter/ <i>litres</i> = 1/6,2898 m <sup>3</sup> |
| hektare (ha)/ <i>hectare (ha)</i> .....              | : 10.000 m <sup>2</sup>                                 |
| kilometer (km)/ <i>kilometres (km)</i> .....         | : 1.000 meter/ <i>meters (m)</i>                        |
| knot/ <i>knot</i> .....                              | : 1,8523 km/jam ( <i>km/hour</i> )                      |
| kuintal/ <i>quintal</i> .....                        | : 100 kg                                                |
| KWh .....                                            | : 1.000 Watt hour                                       |
| MWh .....                                            | : 1.000 KWh                                             |
| liter (untuk beras)/ <i>litre (for rice)</i> .....   | : 0,80 kg                                               |
| MMSCF .....                                          | : 1/35,3 m <sup>3</sup>                                 |
| metrik ton (m.ton)/ <i>metric ton (m. ton)</i> ..... | : 0,98421 long ton = 1.000 kg                           |
| ons/ <i>ounce</i> .....                              | : 28,31 gram/ <i>grams</i>                              |
| ton .....                                            | : 1.000 kg                                              |

Satuan lain: buah, dus, butir, helai/lembar, kaleng, batang, pulsa, ton kilometer (ton-km), jam, menit, persen (%).

*Other units: unit, pack, pieces, sheet, tin, pulse, ton-kilometres(ton-km), hour, minute, percent (%).*

Perbedaan angka di belakang koma disebabkan oleh pembulatan angka.

*The difference in decimal numbers is caused by rounding.*



## DAFTAR SINGKATAN/ LIST OF ABBREVIATIONS

|           |                                                                            |
|-----------|----------------------------------------------------------------------------|
| SI        | : Stasiun Iklim                                                            |
| SIMPK     | : Stasiun Meteorologi Pertanian Khusus                                     |
| t.t       | : Tempat tidur                                                             |
| BCG       | : Bacillus Calmette Guerin                                                 |
| DPT       | : Difteri, Pertusis, Tetanus                                               |
| TT        | : Tetanus Toxoid                                                           |
| IOT       | : Industri Obat Tradisional/ <i>Traditional Medicine Industry</i>          |
| IKOT      | : Industri Kecil Obat Tradisional/ <i>Traditional Medicine Small</i>       |
| Alkes     | : Alat kesehatan/ <i>Health Kits</i>                                       |
| PKRT      | : Perbekalan Kesehatan Rumah tangga/ <i>Household Health Logistics</i>     |
| Kompl     | : Komplemen/ <i>Complement</i>                                             |
| IRTP      | : Industri Pangan Produksi Rumah Tangga/ <i>Foods Home Industry</i>        |
| PBF       | : Pedagang Besar Farmasi/ <i>Pharmacy Whole-seller</i>                     |
| GFK       | : Gudang Farmasi Kab/Kota/Regency/ <i>Municipality Pharmacy Warehouse</i>  |
| RB        | : Rumah Bersalin/ <i>Delivery House</i>                                    |
| Pustu     | : Puskesmas pembantu/ <i>Auxiliary Public Health Center</i>                |
| BP        | : Balai Pengobatan/ <i>Polyclinic</i>                                      |
| TPS       | : Tempat Pembuangan Sementara / <i>landfill</i>                            |
| Jamkesmas | : Jaminan kesehatan masyarakat miskin/ <i>Poor public health insurance</i> |
| PJKMU     | : Program Jaminan Kesehatan Masyarakat Umum                                |
| SIUP      | : Surat Ijin Usaha Perdagangan/ <i>Trading Permission Letter</i>           |
| TDP       | : Tanda Daftar Perusahaan/ <i>Company Registration Identity</i>            |
| API       | : Angka Pengenal Importir/ <i>Importer's Identity Number</i>               |



## Statistik Kunci, 2021–2023

### Key Statistics, 2021–2023

| Rincian/Description                                                                                                                    | Satuan/Unit                        | 2021     | 2022     | 2023     |
|----------------------------------------------------------------------------------------------------------------------------------------|------------------------------------|----------|----------|----------|
| (1)                                                                                                                                    | (2)                                | (3)      | (4)      | (5)      |
| <b>SOSIAL/SOCIAL</b>                                                                                                                   |                                    |          |          |          |
| Penduduk <sup>1</sup> /Population <sup>1</sup>                                                                                         | juta/million                       | 89.224   | 90.405   | 91.572   |
| Laju Pertumbuhan Penduduk <sup>1</sup> /Population Growth <sup>1</sup>                                                                 | %                                  | 1,39     | 1,32     | 1,29     |
| Angka Harapan Hidup <sup>2-e</sup> /Life Expectancy Rate <sup>2</sup>                                                                  | tahun/years                        | 65,68    | 66,16    | 66,65    |
| Angka Melek Huruf Usia 15+ /Literacy Rate Aged 15+                                                                                     | %                                  | 99,96    | NA       | NA       |
| Tingkat Partisipasi Angkatan Kerja -TPAK <sup>3</sup><br>Labour Force Participation Rate-LFPR <sup>3</sup>                             | %                                  | 60,61    | 59,21    | 55,48    |
| Tingkat Pengangguran Terbuka-TPT <sup>3</sup><br>Unemployment Rate-UR <sup>3</sup>                                                     | %                                  | 8,71     | 9,07     | 8,98     |
| Penduduk Miskin <sup>4</sup> /Poor People <sup>4</sup>                                                                                 | ribu/thousand                      | 17,76    | 16,01    | 16,41    |
| Persentase Penduduk Miskin <sup>4</sup><br>Percentage of Poor People <sup>4</sup>                                                      | %                                  | 23,26    | 20,56    | 20,68    |
| Indeks Pembangunan Manusia-IPM <sup>5</sup><br>Human Development Index <sup>5</sup>                                                    | –                                  | 68,16    | 68,60    | 69,43    |
| <b>EKONOMI/ECONOMIC</b>                                                                                                                |                                    |          |          |          |
| Produk Domestik Regional Bruto (PDRB) Harga Berlaku <sup>6</sup><br>Gross Regional Domestic Bruto (GRDP) at Current Price <sup>6</sup> | triliun rupiah<br>trillion rupiahs | 2.623,26 | 2.909,02 | 3.202,41 |
| Laju Pertumbuhan Ekonomi <sup>7</sup> /Economic Growth <sup>7</sup>                                                                    | %                                  | 3,58     | 5,64     | 5,81     |
| PDRB Per Kapita Harga Berlaku<br>Per Capita of GRDP at Current Price                                                                   | juta rupiah<br>million rupiahs     | NA       | NA       | NA       |
| Inflasi/Inflation (y-0-y)                                                                                                              | %                                  | 3,45     | 4,52     | 3,32     |

- Catatan/Notes: <sup>1</sup> Hasil proyeksi penduduk Indonesia 2020–2045 (pertengahan tahun/Juni)/ The result of Indonesia population prjection 2020–2045 (mid year/June)
- <sup>2</sup> Data 2020 hasil Sensus Penduduk (SP) 2020 (September)/The 2020 data was the result of 2020 population census (September)
- <sup>3</sup> Kondisi Agustus/Condition at August
- <sup>4</sup> Kondisi Maret/Condition at March
- <sup>4</sup> Sejak tahun 2010, IPM dihitung dengan metode baru. Komponen IPM metode baru adalah angka harapan hidup saat lahir, harapan lama sekolah, rata-rata lama sekolah, dan pengeluaran per kapita/Since 2010, HDI was calculated using new method. New HDI component are life expectancy at birth, expected years of schooling, means years of schooling, and expenditure per capita
- <sup>6</sup> Mulai tahun 2010 mengadopsi System of National Account 2008 (SNA 2008)/Since 2010 is in line with System of National Account 2008 (SNA 2008)
- <sup>7</sup> Menggunakan tahun dasar 2010 (2010=100)/Using 2010 base year (2010=100)





# BAB 01

## GEOGRAFI DAN IKLIM GEOGRAPHY AND CLIMATE

Luas Wilayah Kota Tual  
254,39 km<sup>2</sup>



Klasifikasi luas wilayah (km<sup>2</sup>)

- 1 - 20
- 21 - 40
- 41 - 60
- 61 - 80
- 81 - 100

Jumlah  
Pulau di  
Kota Tual

**66**  
Pulau



**PENJELASAN TEKNIS**

1. Secara Astronomis, Kota Tual terletak antara 50 – 6,50 Lintang Selatan dan 1310 – 133,50 Bujur Timur.
2. Berdasarkan posisi geografisnya, Kota Tual memiliki batas-batas: Utara - Laut Banda; Selatan - Kabupaten Maluku Tenggara; Barat - Laut Banda; Timur - Kabupaten Maluku Tenggara dan Selat Nerong.
3. Kota Tual memiliki 27 pulau dan terdiri dari 5 kecamatan, yaitu:
  - Kecamatan Pulau-Pulau Kur
  - Kecamatan Kur Selatan
  - Kecamatan Tayando Tam
  - Kecamatan Pulau Dullah Utara
  - Kecamatan Pulau Dullah Selatan
4. Secara topografi Kota Tual adalah dataran rendah dengan ketinggian sekitar 100 M diatas permukaan laut, dan beberapa bukit rendah di sebagian besar pulau Kur, dengan ketinggian sekitar 115 M.

**TECHNICAL NOTES**

1. *Astronomically, Tual Municipality is located between 50 – 6,50 South Latitudes and 1310 – 133,50 East Longitudes.*
2. *In terms of geographic position, Tual Municipality has boundaries as follows: North - Banda Sea; South - Maluku Tenggara Regency; West - Banda Sea; East - Maluku Tenggara Regency and Nerong Strait.*
3. *Kota Tual has 27 island and 5 subdistricts. These include:*
  - *Pulau-Pulau Kur Subdistrict*
  - *Kur Selatan Subdistrict*
  - *Tayando Tam Subdistrict*
  - *Pulau Dullah Utara Subdistrict*
  - *Pulau Dullah Selatan Subdistrict*
4. *The topography of Tual Municipality is lowland with altitude about 100 M above sea level, and some hills in the most of Kur island, with altitude about 115 M above sea level.*

<https://tualkota.bps.go.id>

## ULASAN

Kota Tual merupakan ibukota Provinsi Maluku yang memiliki 5 kecamatan didalamnya dan seluruh wilayahnya berada dalam 66 (enam puluh enam) pulau. Sebagian besar wilayah Kota Tual berupa laut. Dengan kondisi geografis yang ada, kecamatan Kur Selatan merupakan kecamatan terjauh yang berjarak  $\pm 91,5$  km dari ibukota jika melewati pelabuhan tual menuju arah Kur Selatan.

Dengan kondisi geografis pulau yang dikelilingi oleh laut, iklim di sini sangat dipengaruhi oleh lautan dan berlangsung bersamaan dengan iklim musim. Pada bulan Januari yang merupakan musim Barat, suhu di Kota Tual mencapai suhu tertinggi sepanjang tahun 2023 dengan suhu mencapai  $34,0^{\circ}\text{C}$ . Sedangkan suhu terendah pada bulan September yang merupakan masa pancaroba menuju Musim Timur mencapai suhu  $20,0^{\circ}\text{C}$ .

Adapun hari hujan di Kota Tual terjadi selama 208 hari sepanjang tahun 2023 dimana pada bulan Februari 2023 ada sebanyak 24 hari hujan dengan tingkat penyinaran matahari terlama pada bulan november selama 1.300,8 jam. Jumlah curah hujan pada bulan februari mencapai 391,7 mm.

## DESCRIPTION

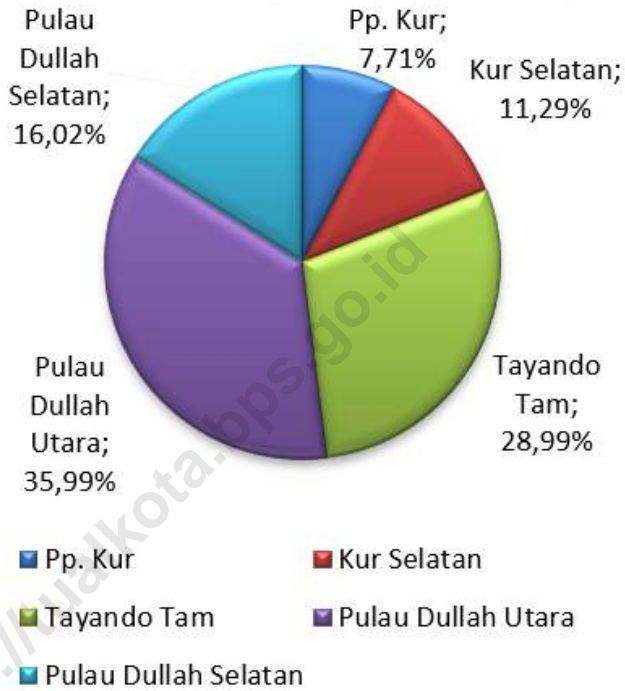
*Tual Municipality is the capital of Maluku Province which has 5 sub-districts within it and the whole area is in 66 (sixty six) islands. Most of the area of Tual City is sea. With the existing geographical conditions, South Kur sub-district is the farthest sub-district which is  $\pm 91.5$  km from the capital if you pass through the port of Tual towards South Kur.*

*With the geographical condition of the island surrounded by the sea, the climate here is strongly influenced by the ocean and coincides with the seasonal climate. In January, which is the Western season, the temperature in Tual City reaches the highest temperature throughout 2023 with temperatures reaching  $34.0^{\circ}\text{C}$ . While the lowest temperature is in September, which is the transition period to the East Season, reaching a temperature of  $20.0^{\circ}\text{C}$ .*

*The rainy days in Tual City occurred for 208 days throughout 2023 where in February 2023 there were 24 rainy days with the longest sunshine level in November for 1,300.8 hours. The amount of rainfall in February reached 391.7 mm.*



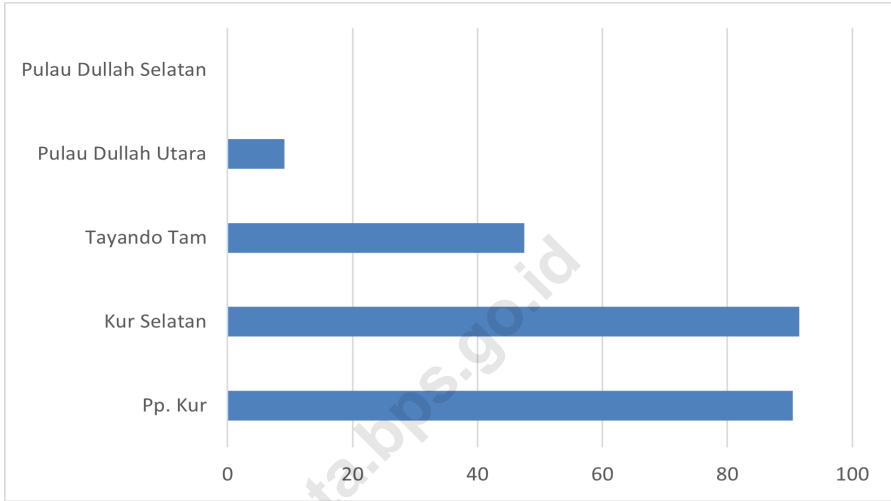
**Gambar 1.1** Luas Daerah menurut Kecamatan (%), 2023  
**Figures 1.1** Area of District (%), 2023



Sumber/Source : Badan Perencanaan Pembangunan Daerah Kota Tual/ Regional Development Planning Agency of Tual Municipality

**Gambar** 1.2  
**Figures**

**Jarak ke Ibukota Kabupaten/Kota Menurut Kecamatan di Kota Tual (km), 2023**  
*Distance to the Capital of Municipality by District in Tual Municipality (km), 2023*



Sumber/Source : Badan Perencanaan Pembangunan Daerah Kota Tual/ Regional Development Planning Agency of Tual Municipality



## 1.1 KEADAAN GEOGRAFI GEOGRAPHY CONDITION

**Tabel** 1.1.1 **Luas Daerah dan Jumlah Pulau Menurut Kecamatan di Kota Tual, 2023**  
**Table** 1.1.1 **Total Area and Number of Islands by District in Tual Municipality, 2023**

| Kecamatan<br><i>District</i> | Ibukota Kecamatan<br><i>Capital of District</i> | Luas<br><i>Total Area</i><br>(km <sup>2</sup> /sq.km) |
|------------------------------|-------------------------------------------------|-------------------------------------------------------|
| (1)                          | (2)                                             | (3)                                                   |
| Pp. Kur                      | Finualen                                        | 19,61                                                 |
| Kur Selatan                  | Kanara                                          | 28,72                                                 |
| Tayando Tam                  | Tayando Yamtel                                  | 73,74                                                 |
| Pulau Dullah Utara           | Namser                                          | 91,57                                                 |
| Pulau Dullah Selatan         | Wearhir                                         | 40,75                                                 |
| <b>Tual</b>                  |                                                 | <b>254,39</b>                                         |

Lanjutan Tabel/*Continued Table 1.1.1*

| Kecamatan<br><i>District</i> | Persentase terhadap Luas Kabupaten/<br>Kota<br><i>Percentage to Regency/Municipal Area</i> | Jumlah Pulau<br><i>Number of Islands</i> |
|------------------------------|--------------------------------------------------------------------------------------------|------------------------------------------|
| (1)                          | (4)                                                                                        | (5)                                      |
| Pp. Kur                      | 7,71                                                                                       | 1                                        |
| Kur Selatan                  | 11,29                                                                                      | 8                                        |
| Tayando Tam                  | 28,99                                                                                      | 27                                       |
| Pulau Dullah Utara           | 35,99                                                                                      | 23                                       |
| Pulau Dullah Selatan         | 16,02                                                                                      | 7                                        |
| <b>Tual</b>                  | <b>100</b>                                                                                 | <b>66</b>                                |

Catatan/*Note*: ...Sumber/*Source*: Badan Perencanaan Pembangunan Daerah Kota Tual/ *Regional Development Planning Agency of Tual Municipality*

**Tabel**  
**Table** 1.1.2

**Tinggi Wilayah dan Jarak ke Ibukota Kabupaten/Kota Menurut Kecamatan di Kota Tual (km), 2023**  
**Altitude and Distance to the Capital of Municipality by District in Tual Municipality (km), 2023**

| Kecamatan<br>District | Tinggi Wilayah (mdpl)<br>Altitude (m a.s.l) | Jarak ke Ibukota Kabupaten/Kota<br>Distance to the Capital of Regency/<br>Municipality |
|-----------------------|---------------------------------------------|----------------------------------------------------------------------------------------|
| (1)                   | (2)                                         | (3)                                                                                    |
| Pp. Kur               | 0-362,5                                     | 90,5                                                                                   |
| Kur Selatan           | 0-362,5                                     | 91,5                                                                                   |
| Tayando Tam           | 0-37,5                                      | 47,5                                                                                   |
| Pulau Dullah Utara    | 0-75                                        | 9,09                                                                                   |
| Pulau Dullah Selatan  | 0-75                                        | -                                                                                      |

Sumber/Source: Badan Perencanaan Pembangunan Daerah Kota Tual/ Regional Development Planning Agency of Tual Municipality

**Tabel** 1.1.3 **Nama-nama Danau di Kota Tual, 2023**  
**Table** *Names of Lakes in Tual City in Tual Municipality, 2023*

| <b>Nama Danau</b><br><i>Name of Lakes</i> | <b>Letak</b><br><i>Position</i> | <b>Kecamatan</b><br><i>Subdistrict</i> |
|-------------------------------------------|---------------------------------|----------------------------------------|
| (1)                                       | (2)                             | (3)                                    |
| Danau Fanil                               | Desa Ohoitel                    | Pulau Dullah Utara                     |
| Danau Ngadi                               | Desa Ngadi                      | Pulau Dullah Utara                     |

Sumber/Source: Badan Perencanaan Pembangunan Daerah Kota Tual/ *Regional Development Planning Agency of Tual Municipality*

## 1.2 KEADAAN IKLIM CLIMATE CONDITION

**Tabel 1.2.1** Pengamatan Unsur Iklim Menurut Bulan di Stasiun Meteorologi Karel Sadsuitubun Maluku Tenggara, 2023  
*Observations of Climate Elements According to Months at the Karel Sadsuitubun Meteorological Station, Southeast Maluku, 2023*

| Bulan<br>Month      | Suhu/Temperature (°C) |                      |                     | Kelembaban/Humidity (%) |                      |                     |
|---------------------|-----------------------|----------------------|---------------------|-------------------------|----------------------|---------------------|
|                     | Minimum               | Rata-rata<br>Average | Maksimum<br>Maximum | Minimum                 | Rata-rata<br>Average | Maksimum<br>Maximum |
| (1)                 | (2)                   | (3)                  | (4)                 | (5)                     | (6)                  | (7)                 |
| Januari/January     | 22,4                  | 31,4                 | 33,4                | 79                      | 89                   | 98                  |
| Februari/February   | 21,0                  | 26,5                 | 33,0                | 77                      | 90                   | 99                  |
| Maret/March         | 20,6                  | 31,4                 | 33,0                | 76                      | 88                   | 98                  |
| April/April         | 21,6                  | 31,5                 | 32,8                | 81                      | 88                   | 98                  |
| Mei/May             | 20,2                  | 27,9                 | 32,2                | 71                      | 87                   | 98                  |
| Juni/June           | 22,2                  | 27,3                 | 31,4                | 71                      | 87                   | 98                  |
| Juli/July           | 22,8                  | 27,0                 | 31,4                | 71                      | 82                   | 93                  |
| Agustus/August      | 20,4                  | 27,7                 | 31,6                | 72                      | 78                   | 86                  |
| September/September | 20,0                  | 27,0                 | 31,6                | 72                      | 78                   | 83                  |
| Oktober/October     | 20,0                  | 28,3                 | 33,2                | 69                      | 77                   | 92                  |
| November/November   | 20,2                  | 28,8                 | 34,0                | 72                      | 81                   | 93                  |
| Desember/December   | 22,6                  | 27,5                 | 33,6                | 79                      | 88                   | 99                  |

Lanjutan Tabel/*Continued Table 1.2.1*

| Bulan<br>Month      | Kecepatan Angin (knot)<br>Wind Velocity (knot) |                      |                     | Tekanan Udara/Atmospheric Pressure<br>(mbar) |                      |                     |
|---------------------|------------------------------------------------|----------------------|---------------------|----------------------------------------------|----------------------|---------------------|
|                     | Minimum                                        | Rata-rata<br>Average | Maksimum<br>Maximum | Minimum                                      | Rata-rata<br>Average | Maksimum<br>Maximum |
| (1)                 | (8)                                            | (9)                  | (10)                | (11)                                         | (12)                 | (13)                |
| Januari/January     | 4                                              | 1,1                  | 12                  | 1003,3                                       | 1006,2               | 1008,5              |
| Februari/February   | 6                                              | 1,1                  | 18                  | 1003,5                                       | 1005,9               | 1008,2              |
| Maret/March         | 3                                              | 0,9                  | 14                  | 1005,6                                       | 1008,0               | 1009,7              |
| April/April         | 4                                              | 0,8                  | 12                  | 1005,6                                       | 1007,4               | 1010                |
| Mei/May             | 4                                              | 1,8                  | 12                  | 1004,8                                       | 1009,1               | 1011,3              |
| Juni/June           | 5                                              | 2,1                  | 13                  | 1007,4                                       | 1009,3               | 1010,8              |
| Juli/July           | 8                                              | 3,9                  | 13                  | 1007,7                                       | 1010,0               | 1012,7              |
| Agustus/August      | 7                                              | 6                    | 12                  | 1009,7                                       | 1011,5               | 1013,8              |
| September/September | 7                                              | 4,3                  | 14                  | 1008,8                                       | 1010,6               | 1011,9              |
| Oktober/October     | 4                                              | 2,8                  | 12                  | 1009,1                                       | 1010,7               | 1011,9              |
| November/November   | 4                                              | 1,7                  | 11                  | 1006,4                                       | 1008,5               | 1010,1              |
| Desember/December   | 4                                              | 1,1                  | 14                  | 1006,3                                       | 1007,8               | 1010,7              |

Lanjutan Tabel/*Continued Table 1.2.1*

| <b>Bulan<br/>Month</b> | <b>Jumlah Curah Hujan<br/>(mm/tahun)<br/>Number of Precipitation<br/>(mm/year)</b> | <b>Jumlah Hari Hujan<br/>(hari)<br/>Number of Rainy Days<br/>(day)</b> | <b>Penyinaran Matahari<br/>(jam)<br/>Duration of Sunshine<br/>(hour)</b> |
|------------------------|------------------------------------------------------------------------------------|------------------------------------------------------------------------|--------------------------------------------------------------------------|
| (1)                    | (14)                                                                               | (15)                                                                   | (16)                                                                     |
| Januari/January        | 184,8                                                                              | 21                                                                     | 872                                                                      |
| Februari/February      | 391,7                                                                              | 24                                                                     | 377                                                                      |
| Maret/March            | 365,2                                                                              | 27                                                                     | 1.083                                                                    |
| April/April            | 217,0                                                                              | 21                                                                     | 1.045                                                                    |
| Mei/May                | 319,9                                                                              | 22                                                                     | 1.204                                                                    |
| Juni/June              | 90,5                                                                               | 18                                                                     | 379,2                                                                    |
| Juli/July              | 40,7                                                                               | 13                                                                     | 794,2                                                                    |
| Agustus/August         | 13,8                                                                               | 12                                                                     | 1.530                                                                    |
| September/September    | 6,8                                                                                | 12                                                                     | 1.220                                                                    |
| Oktober/October        | 25,6                                                                               | 6                                                                      | 1.535                                                                    |
| November/November      | 167,3                                                                              | 11                                                                     | 1.300,8                                                                  |
| Desember/December      | 264,5                                                                              | 21                                                                     | 939,2                                                                    |

Catatan/Note: *Calm* adalah kecepatan angin mendekati nol/*Calm is wind velocity close to zero*

Sumber/Source: Stasiun Meteorologi Dumatubun Langgur/*Langgur Dumatubun Meteorological Station*





# BAB 02

## PEMERINTAHAN GOVERNMENT

### REALISASI APBD 2023

(angka sementara)


#### PENDAPATAN DAERAH

489.861.650.613,65  
ribu rupiah



#### PENGELUARAN DAERAH

651.898.612.838,38  
ribu rupiah



Belanja Daerah Pemerintah Kota Tual 2020-2023



**PENJELASAN TEKNIS**

1. UU No. 6 tahun 2014 tentang Desa menyebutkan bahwa Desa adalah desa dan desa adat atau yang disebut dengan nama lain, selanjutnya disebut Desa, adalah kesatuan masyarakat hukum yang memiliki batas wilayah yang berwenang untuk mengatur dan mengurus urusan pemerintahan, kepentingan masyarakat setempat berdasarkan prakarsa masyarakat, hak asal usul, dan/ atau hak tradisional yang diakui dan dihormati dalam sistem pemerintahan Negara Kesatuan Republik Indonesia.
2. Aparatur Sipil Negara yang selanjutnya disingkat ASN adalah profesi bagi pegawai negeri sipil dan pegawai pemerintah dengan perjanjian kerja yang bekerja pada instansi pemerintah.
3. Pegawai Aparatur Sipil Negara yang selanjutnya disebut Pegawai ASN adalah pegawai negeri sipil dan pegawai pemerintah dengan perjanjian kerja yang diangkat oleh pejabat pembina kepegawaian dan disertai tugas dalam suatu jabatan pemerintahan atau disertai tugas negara lainnya dan digaji berdasarkan peraturan perundang-undangan.
4. Pegawai Negeri Sipil yang selanjutnya disingkat PNS adalah warga negara Indonesia yang memenuhi syarat tertentu,

**TECHNICAL NOTES**

1. *Law No. 6/2014 concerning Villages states that the Village is a village and customary village or referred to by another name, hereinafter referred to as Village, is a legal community unit that has territorial boundaries authorized to regulate and manage government affairs, the interests of the local community based on community initiatives, original rights proposals, and / or traditional rights that are recognized and respected in the government system of the Unitary Republic of Indonesia.*
2. *State Civil Servicer, hereinafter referred to as ASN, is a profession for civil servants and government employees with work agreements that work for government agencies.*
3. *Civil Service Servant, hereinafter referred to as ASN, are civil servants and government employees with an employment agreement appointed by the civil servant development officer and entrusted with duties in a government position or assigned to other state duties and are paid based on statutory regulations*
4. *Civil Servants, hereinafter referred to as PNS, are Indonesian citizens who meet certain conditions, are appointed as ASN on a permanent basis by the staff development officer to occupy government position.*

diangkat sebagai Pegawai ASN secara tetap oleh pejabat pembina kepegawaian untuk menduduki jabatan pemerintahan.

<https://tualkota.bps.go.id>

**ULASAN**

Secara administratif, Kota Tual memiliki 5 kecamatan yang terdiri dari 27 desa, 3 kelurahan, 3 dusun, 11 RW dan 56 RT. Kecamatan Pulau Dullah Utara memiliki pembagian desa/kelurahan terbanyak yaitu 8 desa/kelurahan, sedangkan Kecamatan Pulau Dullah Selatan memiliki 5 desa/kelurahan, dimana 3 diantaranya adalah kelurahan. Wilayah Kecamatan Tayando dan Pp. Kur terbagi menjadi masing-masing 7 desa.

Kota Tual memiliki total 20 anggota DPRD dengan anggota terbanyak berasal dari Partai Keadilan Sejahtera (PKS) sebanyak 3 orang. Struktur keanggotaan DPRD Kota Ambon terdiri dari 90% laki-laki.

Sekitar 1.718 orang Pegawai Negeri Sipil (PNS) dari instansi nonvertikal bekerja di Pemerintahan Kota Tual. Berdasarkan tingkat pendidikan, 99,65% PNS memiliki pendidikan SMA keatas. Untuk persebaran golongan kepangkatan, 233 PNS berada di golongan II, 1.271 PNS berada di golongan III dan 76 PNS berada di golongan IV.

**DESCRIPTION**

*Administratively, Tual Municipality has 5 sub-districts consisting of 27 villages, 3 kelurahan, 3 dusun, 11 RW and 56 RT. Kecamatan Pulau Dullah Utara has the most villages/sub-districts with 8 villages/sub-districts, while Kecamatan Pulau Dullah Selatan has 5 villages/sub-districts, of which 3 are sub-districts. The sub-districts of Tayando and Pp. Kur are divided into 7 villages each.*

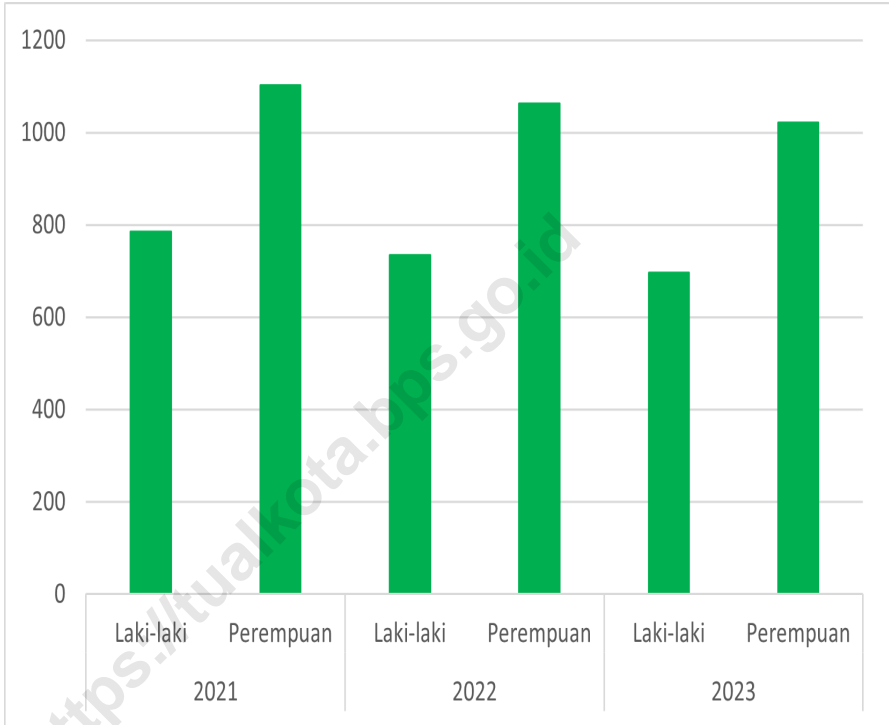
*Tual Municipality has a total of 20 DPRD members with the most members coming from the Prosperous Justice Party (PKS) with 3 members. The membership structure of the Ambon City DPRD consists of 90% men.*

*Around 1,718 civil servants from non-vertical agencies work in the Tual Municipality Government. Based on education level, 99.65% of civil servants have a high school education and above. For the distribution of rank, 233 civil servants are in class II, 1,271 civil servants are in class III and 76 civil servants are in class IV.*

<https://tualkota.bps.go.id>

**Gambar** 2.1  
**Figures**

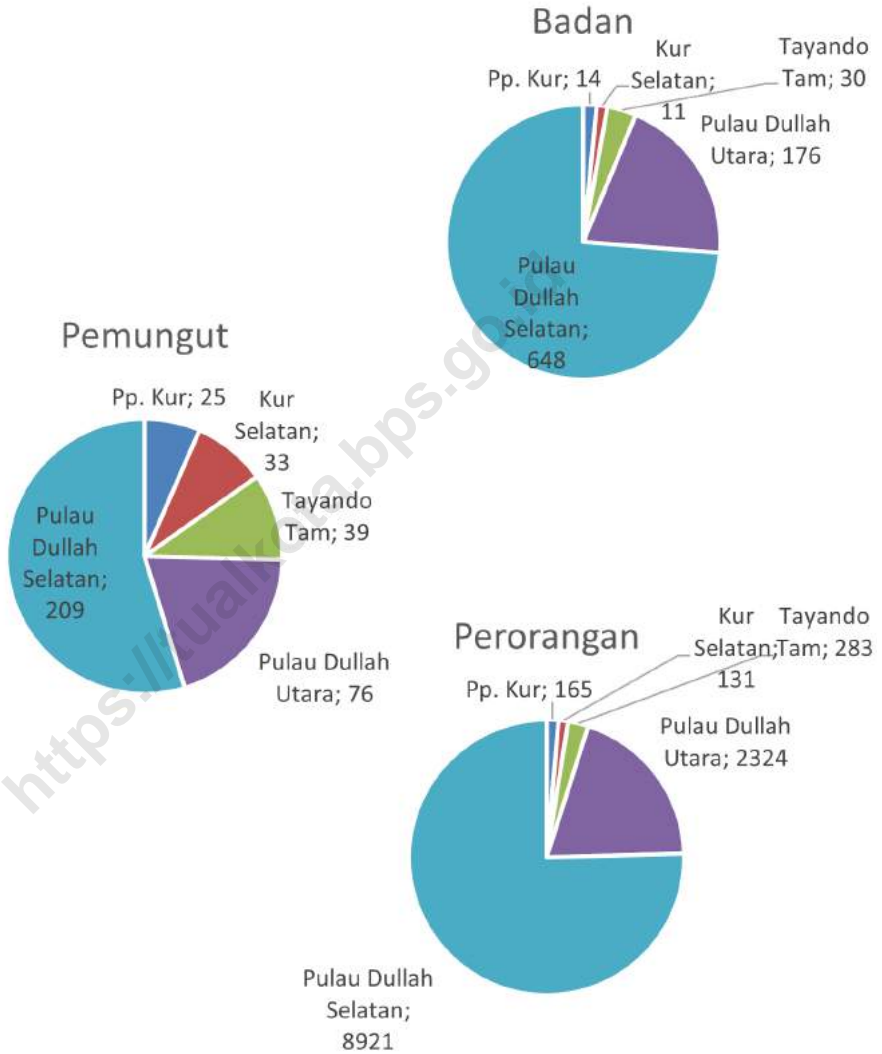
**Jumlah Pegawai Negeri Sipil Menurut Jenis Kelamin di Kota Tual, Desember 2021 - Desember 2023**  
**Number of Civil Servants by Sex in Tual Municipality, December 2021 - December 2023**



Sumber/Source : Dinas Kepegawaian dan Pengembangan Sumber Daya Manusia Kota Tual/Department of Employment and Human Resources Development Tual Municipality

**Gambar 2.2**  
**Figures**

**Jumlah Wajib Pajak Menurut Kecamatan di Kota Tual, 2023**  
**Number of Taxpayers by District in Tual City, 2023**



Sumber/Source : Kantor Pelayanan Penyuluhan dan Konsultasi Perpajakan Tual/ Office of Tual Tax Counseling and Consulting Services



## 2.1 WILAYAH ADMINISTRATIF ADMINISTRATIVE AREA

**Tabel** 2.1.1 **Jumlah Desa<sup>1</sup>/Kelurahan Menurut Kecamatan di Kota Tual, 2019–2023**  
**Table** 2.1.1 **Number of Villages<sup>1</sup>/Kelurahan by District in Tual Municipality, 2019–2023**

| Kecamatan<br>District | 2019      | 2020      | 2021      | 2022      | 2023      |
|-----------------------|-----------|-----------|-----------|-----------|-----------|
| (1)                   | (2)       | (3)       | (4)       | (5)       | (6)       |
| Pp. Kur               | 5         | 5         | 5         | 5         | 5         |
| Kur Selatan           | 7         | 7         | 7         | 7         | 7         |
| Tayando Tam           | 5         | 5         | 5         | 5         | 5         |
| Pulau Dullah Utara    | 8         | 8         | 8         | 8         | 8         |
| Pulau Dullah Selatan  | 5         | 5         | 5         | 5         | 5         |
| <b>Tual</b>           | <b>30</b> | <b>30</b> | <b>30</b> | <b>30</b> | <b>30</b> |

Catatan/Note: <sup>1</sup>Termasuk Kelurahan dan Unit Permukiman Transmigrasi (UPT)/Include Transmigration Settlement Unit

<sup>2</sup>Updating data dari 2019 Semester 1 ke 2019 Semester 2

Sumber/Source: Peraturan Badan Pusat Statistik Nomor 3 Tahun 2020

Peraturan Badan Pusat Statistik Nomor 1 Tahun 2021 Tanggal 25 Mei 2021 tentang Kode dan Nama Wilayah Kerja Statistik Tahun 2020

Peraturan Badan Pusat Statistik Nomor 5 Tahun 2021 Tanggal 30 Desember 2021 tentang Perubahan Atas Peraturan Badan Pusat Statistik Nomor 1 Tahun 2021 tentang Kode dan Nama Wilayah Kerja Statistik Tahun 2021  
Kegiatan Pemutakhiran Kerangka Geospasial ST2023, kondisi 2022 Semester 1

## 2.2 DEWAN PERWAKILAN RAKYAT DAERAH REGIONAL HOUSE OF REPRESENTATIVE

**Tabel 2.2.1** Jumlah Anggota Dewan Perwakilan Rakyat Daerah Menurut Partai Politik dan Jenis Kelamin di Kota Tual, 2023  
*Number of Regional House of Representatives's Members by Political Parties and Sex in Tual Municipality, 2023*

| Partai Politik<br><i>Political Parties</i> | Laki-laki<br><i>Male</i> | Perempuan<br><i>Female</i> | Jumlah<br><i>Total</i> |
|--------------------------------------------|--------------------------|----------------------------|------------------------|
| (1)                                        | (2)                      | (3)                        | (4)                    |
| PKS                                        | 2                        | 1                          | 3                      |
| Demokrat                                   | 2                        | 0                          | 2                      |
| Berkarya                                   | 1                        | 0                          | 1                      |
| Nasdem                                     | 2                        | 0                          | 2                      |
| PDIP                                       | 1                        | 1                          | 2                      |
| PPP                                        | 2                        | 0                          | 2                      |
| PBB                                        | 1                        | 0                          | 1                      |
| Gerindra                                   | 1                        | 0                          | 1                      |
| PKB                                        | 1                        | 0                          | 1                      |
| PAN                                        | 1                        | 0                          | 1                      |
| Golkar                                     | 2                        | 0                          | 2                      |
| Hanura                                     | 2                        | 0                          | 2                      |
| <b>Tual</b>                                | <b>18</b>                | <b>2</b>                   | <b>20</b>              |

Sumber/Source: Sekretariat Dewan Perwakilan Rakyat Daerah Kota Tual/ *Secretariat of Regional House of Representative Tual Municipality*

**Tabel**  
**Table** 2.2.2

**Ketua dan Wakil Ketua DPRD Kota Tual, 2023**  
**Chairman and Vice Chairman DPRD Tual Municipality,**  
**2023**

| <b>Ketua<br/>Chairman</b>  | <b>Wakil Ketua<br/>Vice Chairman</b> | <b>Masa Jabatan<br/>Offie Periode</b> |
|----------------------------|--------------------------------------|---------------------------------------|
| (1)                        | (2)                                  | (3)                                   |
| Taufik Hamud, S. Ap        | Hasan Reniuryaan, ST                 | 2014 - 2019                           |
|                            | Zainal Gainal Abidin                 |                                       |
| Hasan Syarifudin Borut, SE | Ali Mardana, SE., MAP, MM            | 2019 - 2024                           |
|                            | Fitri Rahmi A.R. Notanubun, SE       |                                       |

Sumber/Source: Sekretariat Dewan Perwakilan Rakyat Daerah Kota Tual/ *Secretariat of Regional House of Representative Tual Municipality*

**Tabel 2.2.3** Jumlah Keputusan DPRD Kota Tual, 2023  
**Table** Number of Tual Municipality DPRD Decisions, 2023

| Jenis Keputusan<br><i>Type of decision</i>     | 2023          |                       |
|------------------------------------------------|---------------|-----------------------|
|                                                | Target/Target | Realisasi/Realization |
| (1)                                            | (2)           | (3)                   |
| Peraturan Daerah/ <i>Local Regulation</i>      | 1             | 1                     |
| Keputusan Dewan/ <i>Council Decision</i>       | 15            | 15                    |
| Keputusan Pimpinan/ <i>Leadership Decision</i> | 3             | 3                     |
| Surat Keluar/ <i>Outgoing mail</i>             | 452           | 452                   |

Sumber/*Source*: Sekretariat Dewan Perwakilan Rakyat Daerah Kota Tual/ *Secretariat of Regional House of Representative Tual Municipality*

## 2.3 SUMBER DAYA MANUSIA HUMAN RESOURCES

**Tabel 2.3.1** Jumlah Pegawai Negeri Sipil Menurut Jabatan dan Jenis Kelamin di Kota Tual, Desember 2022 dan Desember 2023  
*Number of Civil Servants by Occupation and Sex in Tual Municipality, Desember 2022 and Desember 2023*

| Jabatan<br><i>Occupation</i>                                                        | 2022                     |                            | Jumlah<br><i>Total</i> |
|-------------------------------------------------------------------------------------|--------------------------|----------------------------|------------------------|
|                                                                                     | Laki-laki<br><i>Male</i> | Perempuan<br><i>Female</i> |                        |
| (1)                                                                                 | (2)                      | (3)                        | (4)                    |
| Jabatan Pimpinan Tinggi Utama<br><i>Senior Executives</i>                           | -                        | -                          | -                      |
| Jabatan Pimpinan Tinggi Madya<br><i>Middle Executives</i>                           | -                        | -                          | -                      |
| Jabatan Pimpinan Tinggi Pratama<br><i>Junior Executives</i>                         | 29                       | 4                          | 33                     |
| Administrator/Administrator                                                         | 108                      | 80                         | 188                    |
| Pengawas/Supervisor                                                                 | 70                       | 56                         | 126                    |
| Eselon V/5 <sup>th</sup> Echelon                                                    | -                        | -                          | -                      |
| Jabatan Fungsional Dosen<br><i>Certain Functional Position for Lecturer</i>         | -                        | -                          | -                      |
| Jabatan Fungsional Guru<br><i>Certain Functional Position for Teacher</i>           | 121                      | 355                        | 476                    |
| Jabatan Fungsional Medis<br><i>Certain Functional Position for Medical Field</i>    | 53                       | 286                        | 339                    |
| Jabatan Fungsional Teknis<br><i>Certain Functional Position for Technical Field</i> | 230                      | 182                        | 412                    |
| Jabatan Fungsional Umum/Pelaksana<br><i>General Functional Position</i>             | 79                       | 56                         | 135                    |
| <b>Jumlah/Total</b>                                                                 | <b>690</b>               | <b>1.019</b>               | <b>1.709</b>           |

Lanjutan Tabel/*Continued Table 2.3.1*

| Jabatan<br><i>Occupation</i>                                                        | 2023                     |                            |                        |
|-------------------------------------------------------------------------------------|--------------------------|----------------------------|------------------------|
|                                                                                     | Laki-laki<br><i>Male</i> | Perempuan<br><i>Female</i> | Jumlah<br><i>Total</i> |
| (1)                                                                                 | (2)                      | (3)                        | (4)                    |
| Jabatan Pimpinan Tinggi Utama<br><i>Senior Executives</i>                           | -                        | -                          | -                      |
| Jabatan Pimpinan Tinggi Madya<br><i>Middle Executives</i>                           | -                        | -                          | -                      |
| Jabatan Pimpinan Tinggi Pratama<br><i>Junior Executives</i>                         | 29                       | 4                          | 33                     |
| Administrator/ <i>Administrator</i>                                                 | 108                      | 80                         | 188                    |
| Pengawas/ <i>Supervisor</i>                                                         | 70                       | 56                         | 126                    |
| Eselon V/ <i>5<sup>th</sup> Echelon</i>                                             | -                        | -                          | -                      |
| Jabatan Fungsional Dosen<br><i>Certain Functional Position for Lecturer</i>         | -                        | -                          | -                      |
| Jabatan Fungsional Guru<br><i>Certain Functional Position for Teacher</i>           | 121                      | 355                        | 476                    |
| Jabatan Fungsional Medis<br><i>Certain Functional Position for Medical Field</i>    | 54                       | 289                        | 343                    |
| Jabatan Fungsional Teknis<br><i>Certain Functional Position for Technical Field</i> | 234                      | 180                        | 414                    |
| Jabatan Fungsional Umum/Pelaksana<br><i>General Functional Position</i>             | 80                       | 58                         | 138                    |
| <b>Jumlah/<i>Total</i></b>                                                          | <b>696</b>               | <b>1.022</b>               | <b>1.718</b>           |

Sumber/*Source*: Badan Kepegawaian Dan Pengembangan Sumber Daya Manusia Kota Tual/*Department of Employment and Human Resources Development Tual Municipality*

**Tabel**  
**Table** 2.3.2

**Jumlah Pegawai Negeri Sipil Menurut Tingkat Pendidikan dan Jenis Kelamin di Kota Tual, Desember 2022 dan Desember 2023**  
**Number of Civil Servants by Educational Level and Sex in Tual Municipality, Desember 2022 and Desember 2023**

| Tingkat Pendidikan<br><i>Educational Level</i>              | 2022                     |                            |                        |
|-------------------------------------------------------------|--------------------------|----------------------------|------------------------|
|                                                             | Laki-laki<br><i>Male</i> | Perempuan<br><i>Female</i> | Jumlah<br><i>Total</i> |
| (1)                                                         | (2)                      | (3)                        | (4)                    |
| Sekolah Dasar (SD)<br><i>Primary School</i>                 | -                        | -                          | -                      |
| Sekolah Menengah Pertama (SMP)<br><i>Junior High School</i> | 4                        | 2                          | 6                      |
| Sekolah Menengah Atas (SMA)<br><i>Senior High School</i>    | 120                      | 130                        | 250                    |
| Diploma I/Akta I<br><i>Diploma I/Akta I</i>                 | 8                        | 12                         | 20                     |
| Diploma II/Akta II<br><i>Diploma II/Akta II</i>             | 21                       | 17                         | 38                     |
| Diploma I, II/Akta I, II<br><i>Diploma I, II/Akta I, II</i> | -                        | -                          | -                      |
| Diploma III/Akta III<br><i>Diploma III/Akta III</i>         | 199                      | 295                        | 494                    |
| S1/Sarjana<br><i>Under Graduate/Bachelor</i>                | 305                      | 539                        | 844                    |
| S2/Pasca Sarjana<br><i>Graduate</i>                         | 31                       | 24                         | 55                     |
| S3/Doktor/Ph.D<br><i>Post Graduate</i>                      | 2                        | 0                          | 2                      |
| <b>Jumlah/Total</b>                                         | <b>690</b>               | <b>1.019</b>               | <b>1.709</b>           |

Lanjutan Tabel/*Continued Table 2.3.2*

| Tingkat Pendidikan<br><i>Educational Level</i>              | 2023                     |                            |                        |
|-------------------------------------------------------------|--------------------------|----------------------------|------------------------|
|                                                             | Laki-laki<br><i>Male</i> | Perempuan<br><i>Female</i> | Jumlah<br><i>Total</i> |
| (1)                                                         | (2)                      | (3)                        | (4)                    |
| Sekolah Dasar (SD)<br><i>Primary School</i>                 | -                        | -                          | -                      |
| Sekolah Menengah Pertama (SMP)<br><i>Junior High School</i> | 4                        | 2                          | 6                      |
| Sekolah Menengah Atas (SMA)<br><i>Senior High School</i>    | 120                      | 130                        | 250                    |
| Diploma I/Akta I<br><i>Diploma I/Akta I</i>                 | 8                        | 12                         | 20                     |
| Diploma II/Akta II<br><i>Diploma II/Akta II</i>             | 21                       | 17                         | 38                     |
| Diploma I, II/Akta I, II<br><i>Diploma I, II/Akta I, II</i> | -                        | -                          | -                      |
| Diploma III/Akta III<br><i>Diploma III/Akta III</i>         | 201                      | 298                        | 499                    |
| S1/Sarjana<br><i>Under Graduate/Bachelor</i>                | 308                      | 539                        | 847                    |
| S2/Pasca Sarjana<br><i>Graduate</i>                         | 32                       | 24                         | 56                     |
| S3/Doktor/Ph.D<br><i>Post Graduate</i>                      | 2                        | 0                          | 2                      |
| <b>Jumlah/Total</b>                                         | <b>696</b>               | <b>1.022</b>               | <b>1.718</b>           |

Sumber/Source: Badan Kepegawaian Dan Pengembangan Sumber Daya Manusia Kota Tual/*Department of Employment and Human Resources Development Tual Municipality*



**Tabel**  
**Table** 2.3.3

**Jumlah Pegawai Negeri Sipil Menurut Tingkat  
Kepangkatan dan Jenis Kelamin di Kota Tual, Desember  
2022 dan Desember 2023**  
*Number of Civil Servants by Hierarchy and Sex in Tual  
Municipality, Desember 2022 and Desember 2023*

| Pangkat/Golongan/Ruang<br>Hierarchy                                 | 2022              |                     |                 |
|---------------------------------------------------------------------|-------------------|---------------------|-----------------|
|                                                                     | Laki-laki<br>Male | Perempuan<br>Female | Jumlah<br>Total |
| (1)                                                                 | (2)               | (3)                 | (4)             |
| <b>Golongan I/Range I</b>                                           |                   |                     |                 |
| 1. I/A (Juru Muda/Junior Clerk)                                     | -                 | -                   | -               |
| 2. I/B (Juru Muda Tingkat I/First Class Junior Clerk)               | -                 | -                   | -               |
| 3. I/C (Juru/Clerk)                                                 | -                 | -                   | -               |
| 4. I/D (Juru Tingkat I/First Class Clerk)                           | -                 | -                   | -               |
| <b>Golongan II/Range II</b>                                         |                   |                     |                 |
| 5. II/A (Pengatur Muda/Junior Supervisor)                           | 6                 | 4                   | 10              |
| 6. II/B (Pengatur Muda Tingkat I/First Class Junior Supervisor)     | 8                 | 4                   | 12              |
| 7. II/C (Pengatur/Supervisor)                                       | 18                | 28                  | 46              |
| 8. II/D (Pengatur Tingkat I/First Class Supervisor)                 | 49                | 102                 | 151             |
| <b>Golongan III/Range III</b>                                       |                   |                     |                 |
| 9. III/A (Penata Muda/Junior Superintendent)                        | 102               | 170                 | 272             |
| 10. III/B (Penata Muda Tingkat I/First Class Junior Superintendent) | 116               | 238                 | 354             |
| 11. III/C (Penata/Superintendent)                                   | 128               | 152                 | 280             |
| 12. III/D (Penata Tingkat I/First Class Superintendent)             | 133               | 229                 | 362             |
| <b>Golongan IV/Range IV</b>                                         |                   |                     |                 |
| 13. IV/A (Pembina/Administrator)                                    | 84                | 62                  | 146             |
| 14. IV/B (Pembina Tingkat I/First Class Administrator)              | 35                | 24                  | 59              |
| 15. IV/C (Pembina Utama Muda/Junior Administrator)                  | 10                | 6                   | 16              |
| 16. IV/D (Pembina Utama Madya/Middle Administrator)                 | 1                 | -                   | 1               |
| 17. IV/E (Pembina Utama/Senior Administrator)                       | -                 | -                   | -               |
| <b>Jumlah/Total</b>                                                 | <b>690</b>        | <b>1.019</b>        | <b>1.709</b>    |

Lanjutan Tabel/*Continued Table 2.3.3*

| Pangkat/Golongan/Ruang<br><i>Hierarchy</i> |                                                                    | 2023                     |                            |                        |
|--------------------------------------------|--------------------------------------------------------------------|--------------------------|----------------------------|------------------------|
|                                            |                                                                    | Laki-laki<br><i>Male</i> | Perempuan<br><i>Female</i> | Jumlah<br><i>Total</i> |
| (1)                                        |                                                                    | (2)                      | (3)                        | (4)                    |
| <b>Golongan I/Range I</b>                  |                                                                    |                          |                            |                        |
| 1. I/A                                     | (Juru Muda/ <i>Junior Clerk</i> )                                  | -                        | -                          | -                      |
| 2. I/B                                     | (Juru Muda Tingkat I/ <i>First Class Junior Clerk</i> )            | -                        | -                          | -                      |
| 3. I/C                                     | (Juru/ <i>Clerk</i> )                                              | -                        | -                          | -                      |
| 4. I/D                                     | (Juru Tingkat I/ <i>First Class Clerk</i> )                        | -                        | -                          | -                      |
| <b>Golongan II/Range II</b>                |                                                                    |                          |                            |                        |
| 5. II/A                                    | (Pengatur Muda/ <i>Junior Supervisor</i> )                         | 6                        | 4                          | 10                     |
| 6. II/B                                    | (Pengatur Muda Tingkat I/ <i>First Class Junior Supervisor</i> )   | 8                        | 4                          | 12                     |
| 7. II/C                                    | (Pengatur/ <i>Supervisor</i> )                                     | 20                       | 31                         | 51                     |
| 8. II/D                                    | (Pengatur Tingkat I/ <i>First Class Supervisor</i> )               | 55                       | 105                        | 160                    |
| <b>Golongan III/Range III</b>              |                                                                    |                          |                            |                        |
| 9. III/A                                   | (Penata Muda/ <i>Junior Superintendent</i> )                       | 106                      | 176                        | 282                    |
| 10. III/B                                  | (Penata Muda Tingkat I/ <i>First Class Junior Superintendent</i> ) | 115                      | 236                        | 351                    |
| 11. III/C                                  | (Penata/ <i>Superintendent</i> )                                   | 130                      | 147                        | 277                    |
| 12. III/D                                  | (Penata Tingkat I/ <i>First Class Superintendent</i> )             | 137                      | 224                        | 361                    |
| <b>Golongan IV/Range IV</b>                |                                                                    |                          |                            |                        |
| 13. IV/A                                   | (Pembina/ <i>Administrator</i> )                                   | 74                       | 64                         | 138                    |
| 14. IV/B                                   | (Pembina Tingkat I/ <i>First Class Administrator</i> )             | 34                       | 24                         | 58                     |
| 15. IV/C                                   | (Pembina Utama Muda/ <i>Junior Administrator</i> )                 | 10                       | 7                          | 17                     |
| 16. IV/D                                   | (Pembina Utama Madya/ <i>Middle Administrator</i> )                | 1                        | -                          | 1                      |
| 17. IV/E                                   | (Pembina Utama/ <i>Senior Administrator</i> )                      | -                        | -                          | -                      |
| <b>Jumlah/Total</b>                        |                                                                    | <b>696</b>               | <b>1.022</b>               | <b>1.718</b>           |

Sumber/*Source*: Badan Kepegawaian Dan Pengembangan Sumber Daya Manusia Kota Tual/*Department of Employment and Human Resources Development Tual Municipality*

**Tabel**  
**Table** 2.3.4

**Jumlah Pegawai Negeri Sipil Menurut Instansi Pemerintahan dan Jenis Kelamin di Kota Tual, Desember 2022 dan Desember 2023**  
**Number of Civil Servants by Government Institution and Sex in Tual Municipality, Desember 2022 and Desember 2023**

| Instansi Pemerintahan<br>Government Office             | 2022              |                     |                 |
|--------------------------------------------------------|-------------------|---------------------|-----------------|
|                                                        | Laki-laki<br>Male | Perempuan<br>Female | Jumlah<br>Total |
| (1)                                                    | (2)               | (3)                 | (4)             |
| Sekretaris Daerah                                      | 42                | 33                  | 75              |
| Sekretariat Dewan Perwakilan Rakyat Daerah             | 18                | 9                   | 27              |
| Badan Kepegawaian dan Pengembangan Sumber Daya Manusia | 15                | 16                  | 31              |
| Inspektorat                                            | 11                | 15                  | 26              |
| BAPPEDA                                                | 19                | 9                   | 28              |
| BPKAD                                                  | 18                | 22                  | 40              |
| Badan Pendapatan Daerah                                | 9                 | 11                  | 20              |
| Badan Kesbangpol dan Linmas                            | 8                 | 6                   | 14              |
| Badan Penanggulangan Bencana Daerah                    | 11                | 4                   | 15              |
| Satuan Polisi Pamong Praja                             | 19                | 8                   | 27              |
| DPMPD                                                  | 11                | 8                   | 19              |
| Dinas Kependudukan dan Pencatatan Sipil                | 8                 | 7                   | 15              |
| Dinas Permukiman dan Kawasan Perumahan                 | 17                | 2                   | 19              |
| Dinas Ketahanan Pangan                                 | 7                 | 8                   | 15              |
| Dinas Pertanian                                        | 14                | 20                  | 34              |
| DPPAKB                                                 | 4                 | 16                  | 20              |
| Dinas Pemuda dan Olah Raga                             | 12                | 11                  | 23              |
| Dinas Pendidikan dan Kebudayaan                        | 140               | 368                 | 508             |
| Dinas Kesehatan                                        | 81                | 313                 | 394             |
| Dinas Pekerjaan Umum                                   | 34                | 8                   | 42              |
| Dinas Penanaman Modal, Pelayanan Terpadu Satu Pintu    | 10                | 9                   | 19              |
| Dinas Perhubungan                                      | 19                | 14                  | 33              |
| Dinas Perpustakaan dan Kearsipan Daerah                | 11                | 7                   | 18              |

Lanjutan Tabel/*Continued Table 2.3.4*

| Instansi Pemerintahan<br><i>Government Office</i> | 2022                     |                            |                        |
|---------------------------------------------------|--------------------------|----------------------------|------------------------|
|                                                   | Laki-laki<br><i>Male</i> | Perempuan<br><i>Female</i> | Jumlah<br><i>Total</i> |
| (1)                                               | (2)                      | (3)                        | (4)                    |
| Dinas Perikanan                                   | 20                       | 19                         | 39                     |
| Dinas Perindustrian dan Perdagangan               | 24                       | 9                          | 33                     |
| Dinas Koperasi dan UKM                            | 5                        | 6                          | 11                     |
| Dinas Sosial                                      | 12                       | 10                         | 22                     |
| Dinas Pariwisata                                  | 10                       | 14                         | 24                     |
| Dinas Lingkungan Hidup dan Kebersihan             | 8                        | 8                          | 16                     |
| Dinas Pemadam Kebakaran                           | 15                       | 3                          | 18                     |
| Sekretariat KPUD                                  | 3                        | -                          | 3                      |
| BNN                                               | 1                        | -                          | 1                      |
| BAKOR KAMLA                                       | 1                        | -                          | 1                      |
| Kecamatan                                         | 38                       | 11                         | 49                     |
| Kelurahan                                         | 10                       | 5                          | 15                     |
| Dinas Kominfo                                     | 5                        | 10                         | 15                     |
| <b>Jumlah/Total</b>                               | <b>690</b>               | <b>1.019</b>               | <b>1.709</b>           |

Lanjutan Tabel/*Continued Table 2.3.4*

| Instansi Pemerintahan<br><i>Government Office</i>      | 2023                     |                            |                        |
|--------------------------------------------------------|--------------------------|----------------------------|------------------------|
|                                                        | Laki-laki<br><i>Male</i> | Perempuan<br><i>Female</i> | Jumlah<br><i>Total</i> |
| (1)                                                    | (2)                      | (3)                        | (4)                    |
| Sekretaris Daerah                                      | 42                       | 33                         | 75                     |
| Sekretariat Dewan Perwakilan Rakyat Daerah             | 18                       | 9                          | 27                     |
| Badan Kepegawaian dan Pengembangan Sumber Daya Manusia | 15                       | 16                         | 31                     |
| Inspektorat                                            | 11                       | 15                         | 26                     |
| BAPPEDA                                                | 19                       | 9                          | 28                     |
| BPKAD                                                  | 18                       | 22                         | 40                     |
| Badan Pendapatan Daerah                                | 9                        | 11                         | 20                     |
| Badan Kesbangpol dan Linmas                            | 8                        | 6                          | 14                     |
| Badan Penanggulangan Bencana Daerah                    | 11                       | 4                          | 15                     |
| Satuan Polisi Pamong Praja                             | 19                       | 8                          | 27                     |
| DPMPD                                                  | 11                       | 8                          | 19                     |
| Dinas Kependudukan dan Pencatatan Sipil                | 8                        | 7                          | 15                     |
| Dinas Permukiman dan Kawasan Perumahan                 | 17                       | 2                          | 19                     |
| Dinas Ketahanan Pangan                                 | 7                        | 8                          | 15                     |
| Dinas Pertanian dan Kehutanan                          | 14                       | 20                         | 34                     |
| DPPAKB                                                 | 4                        | 16                         | 20                     |
| Dinas Pemuda dan Olah Raga                             | 12                       | 11                         | 23                     |
| Dinas Pendidikan dan Kebudayaan                        | 142                      | 366                        | 508                    |
| Dinas Kesehatan                                        | 81                       | 318                        | 399                    |
| Dinas Pekerjaan Umum                                   | 38                       | 8                          | 46                     |
| Dinas Penanaman Modal, Pelayanan Terpadu Satu Pintu    | 10                       | 9                          | 19                     |
| Dinas Perhubungan dan Infokom                          | 19                       | 14                         | 33                     |
| Dinas Perpustakaan dan Kearsipan Daerah                | 11                       | 7                          | 18                     |

Lanjutan Tabel/*Continued Table 2.3.4*

| Instansi Pemerintahan<br><i>Government Office</i> | 2023                     |                            |                        |
|---------------------------------------------------|--------------------------|----------------------------|------------------------|
|                                                   | Laki-laki<br><i>Male</i> | Perempuan<br><i>Female</i> | Jumlah<br><i>Total</i> |
| (1)                                               | (2)                      | (3)                        | (4)                    |
| Dinas Perikanan                                   | 20                       | 19                         | 39                     |
| Dinas Perindustrian dan Perdagangan               | 24                       | 9                          | 33                     |
| Dinas Koperasi dan UKM                            | 5                        | 6                          | 11                     |
| Dinas Sosial dan Ketenagakerjaan                  | 12                       | 10                         | 22                     |
| Dinas Pariwisata                                  | 10                       | 14                         | 24                     |
| Dinas Lingkungan Hidup dan Kebersihan             | 8                        | 8                          | 16                     |
| Dinas Pemadam Kebakaran                           | 15                       | 3                          | 18                     |
| Sekretariat KPUD                                  | 3                        | 0                          | 3                      |
| BNN                                               | 1                        | 0                          | 1                      |
| BAKOR KAMLA                                       | 1                        | 0                          | 1                      |
| Kecamatan                                         | 38                       | 11                         | 49                     |
| Kelurahan                                         | 10                       | 5                          | 15                     |
| Dinas Kominfo                                     | 5                        | 10                         | 15                     |
| <b>Jumlah/Total</b>                               | <b>696</b>               | <b>1.022</b>               | <b>1.718</b>           |

Sumber/*Source*: Badan Kepegawaian Dan Pengembangan Sumber Daya Manusia Kota Tual/*Department of Employment and Human Resources Development Tual Municipality*

**Tabel 2.3.5** Jumlah Kekuatan Personel POLRES Tual, 2023  
**Table** Total Strength of Tual POLRES Personnel, 2023

| Kesatuan<br>Unity     | 2023           |            |                 |
|-----------------------|----------------|------------|-----------------|
|                       | Polri<br>Polri | PNS<br>Pns | Jumlah<br>Total |
| (1)                   | (2)            | (3)        | (4)             |
| Mapolres              | 297            | 1          | 298             |
| Polsek Kur            | 12             | -          | 12              |
| Polsek Tayando        | 9              | -          | 9               |
| Polsek Dullah Utara   | 18             | -          | 18              |
| Polsek Dullah Selatan | 17             | -          | 17              |
| Pos Kawasan Pelabuhan | 7              | -          | 7               |
| <b>Jumlah/Total</b>   | <b>360</b>     | <b>1</b>   | <b>361</b>      |

Sumber/ Source: Polres Tual/ Police Office of Tual

## 2.4 KEUANGAN PEMERINTAH GOVERNMENT FINANCE

**Tabel 2.4.1** Realisasi Pendapatan Pemerintah Kota Tual Menurut Jenis Pendapatan (ribu rupiah), 2020–2023  
*Actual Tual Municipality Government Revenues by Kind of Revenues (thousand rupiahs), 2020–2023*

| Jenis Pendapatan/Kind of Revenues                                                                                                                               | 2020                      | 2021                      |
|-----------------------------------------------------------------------------------------------------------------------------------------------------------------|---------------------------|---------------------------|
| (1)                                                                                                                                                             | (2)                       | (3)                       |
| <b>1. Pendapatan Asli Daerah (PAD)/Regional Revenue</b>                                                                                                         | 19.516.866.167,85         | 24.498.243.857,03         |
| 1.1 Pajak Daerah/Regional Tax                                                                                                                                   | 5.670.891.542,00          | 7.709.393.246,00          |
| 1.2 Retribusi Daerah/Regional Retribution                                                                                                                       | 6.171.568.508,00          | 11.594.419.753,00         |
| 1.3 Hasil Perusahaan Milik Daerah dan Pengelolaan Kekayaan Daerah yang Dipisahkan<br>Regional-Owned Company Revenue and Separated Management of Regional Wealth | 1.533.630,00              | 1.623.552.846,38          |
| 1.4 Lain-lain PAD yang Sah/Other Regional Revenue                                                                                                               | 6.140.775.118,85          | 3.57.878.011,65           |
| <b>2. Dana Perimbangan/Balance Funds</b>                                                                                                                        | 460.207.151.500,00        | 611.077.929.544,00        |
| 2.1 Bagi Hasil Pajak/Tax Sharing Revenue                                                                                                                        | 5.128.261.488,00          | 13.660.792.344,00         |
| 2.2 Bagi Hasil Bukan Pajak/Sumber Daya Alam<br>Non-Tax Sharing Revenue/Natural Resources                                                                        | 4.325.477.716,00          | -                         |
| 2.3 Dana Alokasi Umum/General Allocation Fund                                                                                                                   | 369.245.632.000,00        | 362.516.677.448,00        |
| 2.4 Dana Alokasi Khusus/Special Allocation Fund                                                                                                                 | 81.507.780.296,00         | 130.663.088.101,00        |
| <b>3. Lain-lain Pendapatan yang Sah/Other Revenue</b>                                                                                                           | 84.600.366.125,00         | 24.435.301.625,00         |
| 3.1 Pendapatan Hibah/Grant                                                                                                                                      | 30.479.212.000,00         | 8.259.300.000,00          |
| 3.2 Dana Darurat/Emergency Fund                                                                                                                                 | -                         | -                         |
| 3.3 Dana Bagi Hasil Pajak dari Provinsi dan Pemerintah Daerah Lainnya/Tax Sharing Revenue from Provincial and Other Regional Governments                        | 11.885.494.325,00         | 15.642.724.654,00         |
| 3.4 Dana Penyesuaian dan Otonomi Daerah<br>Regional Adjustment and Autonomy Fund                                                                                | 41.900.859.800,00         | -                         |
| 3.5 Bantuan Keuangan dari Provinsi atau Pemerintah Daerah Lainnya/Financial Assistance from Provincial or Other Regional Governments                            | 334.800.000,00            | 58.820.233.200,00         |
| 3.6 Lainnya/Others                                                                                                                                              | -                         | 16.176.001.625,00         |
| <b>Jumlah/Total</b>                                                                                                                                             | <b>564.324.383.792,85</b> | <b>629.560.220.144,54</b> |



Lanjutan Tabel/*Continued Table 2.4.1*

| Jenis Pendapatan/ <i>Kind of Revenues</i>                                                                                                                              | 2022                      | 2023*                     |
|------------------------------------------------------------------------------------------------------------------------------------------------------------------------|---------------------------|---------------------------|
| (1)                                                                                                                                                                    | (4)                       | (5)                       |
| <b>1. Pendapatan Asli Daerah (PAD)/<i>Regional Revenue</i></b>                                                                                                         | <b>23.663.582.663,54</b>  | <b>17.950.676.142,65</b>  |
| 1.1 Pajak Daerah/ <i>Regional Tax</i>                                                                                                                                  | 8.425.777.659,00          | 7.279.067.929,00          |
| 1.2 Retribusi Daerah/ <i>Regional Retribution</i>                                                                                                                      | 8.042.830.893,43          | 4.140.759.175,00          |
| 1.3 Hasil Perusahaan Milik Daerah dan Pengelolaan Kekayaan Daerah yang Dipisahkan<br><i>Regional-Owned Company Revenue and Separated Management of Regional Wealth</i> | 1.270.897.238,00          | 2.998.575.075,00          |
| 1.4 Lain-lain PAD yang Sah/ <i>Other Regional Revenue</i>                                                                                                              | 5.924.076.873,11          | 3.532.273.963,65          |
| <b>2. Dana Perimbangan/<i>Balance Funds</i></b>                                                                                                                        | <b>506.901.579.995,00</b> | <b>443.603.724.936,00</b> |
| 2.1 Bagi Hasil Pajak/ <i>Tax Sharing Revenue</i>                                                                                                                       | 13.721.814.446,00         | ...                       |
| 2.2 Bagi Hasil Bukan Pajak/Sumber Daya Alam<br><i>Non-Tax Sharing Revenue/Natural Resources</i>                                                                        | -                         | ...                       |
| 2.3 Dana Alokasi Umum/ <i>General Allocation Fund</i>                                                                                                                  | 362.516.677.448,00        | ...                       |
| 2.4 Dana Alokasi Khusus/ <i>Special Allocation Fund</i>                                                                                                                | 130.663.088.101,00        | ...                       |
| <b>3. Lain-lain Pendapatan yang Sah/<i>Other Revenue</i></b>                                                                                                           | <b>24.435.301.625,00</b>  | <b>28.307.249.535,00</b>  |
| 3.1 Pendapatan Hibah/ <i>Grant</i>                                                                                                                                     | 8.259.300.000,00          | ...                       |
| 3.2 Dana Darurat/ <i>Emergency Fund</i>                                                                                                                                | -                         | ...                       |
| 3.3 Dana Bagi Hasil Pajak dari Provinsi dan Pemerintah Daerah Lainnya/ <i>Tax Sharing Revenue from Provincial and Other Regional Governments</i>                       | 15.642.724.654,00         | 17.075.797.585,00         |
| 3.4 Dana Penyesuaian dan Otonomi Daerah<br><i>Regional Adjustment and Autonomy Fund</i>                                                                                | -                         | ...                       |
| 3.5 Bantuan Keuangan dari Provinsi atau Pemerintah Daerah Lainnya/ <i>Financial Assistance from Provincial or Other Regional Governments</i>                           | 58.820.233.200,00         | ...                       |
| 3.6 Lainnya/ <i>Others</i>                                                                                                                                             | 16.176.001.625,00         | 11.231.451.950,00         |
| <b>Jumlah/<i>Total</i></b>                                                                                                                                             | <b>629560.220.144,54</b>  | <b>489.861.650.613,65</b> |

Catatan/*Note*: \* Angka sementaraSumber/*Source*: Badan Pengelola Keuangan, dan Aset Daerah Kota Tual/ *Tual City Financial and Regional Asset Management Agency*

**Tabel**  
**Table** 2.4.2**Realisasi Belanja Pemerintah Kota Tual Menurut Jenis Belanja (ribu rupiah), 2020–2023**  
**Actual Tual Municipality Government Expenditures by Kind of Expenditures (thousand rupiahs), 2020–2023**

| Jenis Pendapatan<br>Kind of Revenues                           | 2020                      | 2021                      |
|----------------------------------------------------------------|---------------------------|---------------------------|
| (1)                                                            | (2)                       | (3)                       |
| <b>1. Belanja Tidak Langsung/Indirect Expenditures</b>         | <b>238.564.159.704,00</b> | <b>247.750.101.469,00</b> |
| 1.1 Belanja Pegawai/Personnel Expenditures                     | 138.052.091.752,00        | 148.583.238.609,00        |
| 1.2 Belanja Bunga/Interest Expenditures                        | -                         | -                         |
| 1.3 Belanja Subsidi/Subsidies Expenditures                     | -                         | -                         |
| 1.4 Belanja Hibah/Grant Expenditures                           | 5.996.550.000,00          | 8.837.278.100,00          |
| 1.5 Belanja Bantuan Sosial/Social Aid Expenditures             | 2.493.954.500,00          | 13.480.741.190,00         |
| 1.6 Belanja Bagi Hasil/Sharing Fund Expenditure                | -                         | -                         |
| 1.7 Belanja Bantuan Keuangan<br>Financial Aids Expenditures    | 74.990.050.290,00         | 68.884.989.664,00         |
| 1.8 Belanja Tidak Terduga/Unpredicted Expenditures             | 17.031.513.162,00         | 7.963.853.906,00          |
| <b>2. Belanja Langsung/Direct Expenditures</b>                 | <b>283.666.963.218,76</b> | <b>473.456.727.752,28</b> |
| 2.1 Belanja Pegawai/Personnel Expenditures                     | 9.035.010.448,00          | -                         |
| 2.2 Belanja Barang dan Jasa<br>Goods and Services Expenditures | 166.244.339.155,23        | 172.686.130.947,28        |
| 2.3 Belanja Modal/Capital Expenditure                          | 108.387.613.615,53        | 300.770.596.805,00        |
| <b>Jumlah/Total</b>                                            | <b>522.231.122.922,76</b> | <b>721.206.829.221,28</b> |

Lanjutan Tabel/Continued Table 2.4.2

| Jenis Pendapatan<br>Kind of Revenues                           | 2022                      | 2023*                     |
|----------------------------------------------------------------|---------------------------|---------------------------|
| (1)                                                            | (4)                       | (5)                       |
| <b>1. Belanja Tidak Langsung/Indirect Expenditures</b>         | <b>196.774.368.957,00</b> | <b>212.910.562.240,00</b> |
| 1.1 Belanja Pegawai/Personnel Expenditures                     | 145.667.136.950,00        | 146.815.689.777,00        |
| 1.2 Belanja Bunga/Interest Expenditures                        | -                         | -                         |
| 1.3 Belanja Subsidi/Subsidies Expenditures                     | -                         | -                         |
| 1.4 Belanja Hibah/Grant Expenditures                           | 17.959.003.719,00         | 10.524.263.600,00         |
| 1.5 Belanja Bantuan Sosial/Social Aid Expenditures             | 27.770.993.457,00         | 8.163.465.377,00          |
| 1.6 Belanja Bagi Hasil/Sharing Fund Expenditure                | -                         | -                         |
| 1.7 Belanja Bantuan Keuangan<br>Financial Aids Expenditures    | -                         | 44.378.936.040,00         |
| 1.8 Belanja Tidak Terduga/Unpredicted Expenditures             | 5.377.234.831,00          | 3.028.207.446,00          |
| <b>2. Belanja Langsung/Direct Expenditures</b>                 | <b>365.823.271.866,99</b> | <b>438.988.050.598,38</b> |
| 2.1 Belanja Pegawai/Personnel Expenditures                     | -                         | 146.815.689.777,00        |
| 2.2 Belanja Barang dan Jasa<br>Goods and Services Expenditures | 209.263.478.873,75        | 202.868.959.600,00        |
| 2.3 Belanja Modal/Capital Expenditure                          | 156.559.792.993,24        | 89.303.401.221,38         |
| <b>Jumlah/Total</b>                                            | <b>562.597.640.823,99</b> | <b>651.898.612.838,38</b> |

Catatan/Note: \*Angka sementara

Sumber/Source: Badan Pengelola Keuangan, dan Aset Daerah Kota Tual/ Tual City Financial and Regional Asset Management Agency

**Tabel**  
**Table** 2.4.3

**Jumlah Wajib Pajak Menurut Kecamatan di Kota Tual, 2023**  
**Number of Taxpayers by District in Tual City, 2023**

| Kecamatan<br>Subdistrict | Badan<br>Agency | Perorangan<br>Individual | Pemungut<br>Collector | Jumlah<br>Total |
|--------------------------|-----------------|--------------------------|-----------------------|-----------------|
| (1)                      | (2)             | (3)                      | (4)                   | (5)             |
| Pp. Kur                  | 14              | 165                      | 25                    | 204             |
| Kur Selatan              | 11              | 131                      | 33                    | 175             |
| Tayando Tam              | 30              | 283                      | 39                    | 352             |
| Pulau Dullah Utara       | 176             | 2.324                    | 76                    | 2.576           |
| Pulau Dullah Selatan     | 648             | 8.921                    | 209                   | 9.778           |
| <b>Jumlah/Total</b>      | <b>879</b>      | <b>11.824</b>            | <b>382</b>            | <b>13.085</b>   |

Sumber/ Source: Kantor Pelayanan Penyuluhan dan Konsultasi Perpajakan Langgur/ *Office of Langgur Tax Counseling and Consulting Services*

**Tabel**  
**Table** 2.4.4

**Jumlah Wajib Pajak Baru Terdaftar Menurut Kecamatan di Kota Tual, 2023**  
**Number of Newly Registered Taxpayers by District in Tual City, 2023**

| Kecamatan<br>Subdistrict | Badan<br>Agency | Perorangan<br>Individual | Pemungut<br>Collector | Jumlah<br>Total |
|--------------------------|-----------------|--------------------------|-----------------------|-----------------|
| (1)                      | (2)             | (3)                      | (4)                   | (5)             |
| Pp. Kur                  | -               | 39                       | -                     | 39              |
| Kur Selatan              | -               | 30                       | -                     | 30              |
| Tayando Tam              | 4               | 74                       | -                     | 78              |
| Pulau Dullah Utara       | 6               | 204                      | -                     | 210             |
| Pulau Dullah Selatan     | 38              | 549                      | -                     | 587             |
| <b>Jumlah/Total</b>      | <b>48</b>       | <b>896</b>               | <b>-</b>              | <b>944</b>      |

Sumber/ Source: Kantor Pelayanan Penyuluhan dan Konsultasi Perpajakan Langgur/ Office of Langgur Tax Counseling and Consulting Services



# BAB 03 PENDUDUK DAN KETENAGAKERJAAN

## POPULATION AND EMPLOYMENT

Penduduk Kota Tual Umur 15 Tahun ke atas Menurut Jenis Kelamin dan Kegiatan Tahun 2023

Perempuan

Laki-laki



14.537

BEKERJA

21.060



419

PENGANGGURAN TERBUKA

168



3.749

SEKOLAH

2.906



11 150

MENGURUS RUMAH TANGGA

1 594



1 038

LAINNYA

3 150







**PENJELASAN TEKNIS**

Sumber utama data kependudukan adalah sensus penduduk yang dilaksanakan setiap sepuluh tahun sekali. Sensus penduduk telah dilaksanakan sebanyak enam kali sejak Indonesia merdeka, yaitu tahun 1961, 1971, 1980, 1990, 2000, dan 2010.

Di dalam sensus penduduk, pencacahan dilakukan terhadap seluruh penduduk yang berdomisili di wilayah teritorial Indonesia termasuk warga negara asing kecuali anggota korps diplomatik negara sahabat beserta keluarganya. Metode pengumpulan data dalam sensus dilakukan dengan wawancara antara petugas sensus dengan responden dan juga melalui e-census. Pencatatan penduduk menggunakan konsep usual residence, yaitu konsep di mana penduduk biasa bertempat tinggal. Bagi penduduk yang bertempat tinggal tetap dicacah di mana mereka biasa tinggal, sedangkan untuk penduduk yang tidak bertempat tinggal tetap dicacah di tempat di mana mereka ditemukan petugas sensus pada malam 'Hari Sensus'. Termasuk penduduk yang tidak bertempat tinggal tetap adalah tuna wisma, awak kapal berbendera Indonesia penghuni perahu/rumah apung, masyarakat terpencil/terasing,

**TECHNICAL NOTES**

*The main source of demographic data is population census, which is conducted every ten years. Population Census has been conducted six times since Indonesia's independence: 1961, 1971, 1980, 1990, 2000, and 2010.*

*The population census enumerates all residents who domicile in the entire territory of Indonesia including foreign citizens except the diplomatic corps members and their families.*

*The method of data collection in a population census involves interviewing respondents and conducting e-census. Enumeration of the population uses the concept of "usual residence", which is the concept of "places where people usually live". De jure was applied to the permanent residents, while de facto was applied to non-permanent residents. The permanent residents were enumerated in place where they normally live, the non-permanent residents were enumerated where they were found by the enumerators, on the night of 'Census Date'. The non permanent residents include homeless people, ship crew, boat people, remote area community, and internally displaced persons. Those who had permanent residence and had been travelling away from their home for six months or more were not*

dan pengungsi. Bagi mereka yang mempunyai tempat tinggal tetap dan sedang bepergian ke luar wilayah lebih dari enam bulan, tidak dicacah di tempat tinggalnya, tetapi dicacah di tempat tujuannya.

Untuk tahun yang tidak dilaksanakan sensus penduduk, data kependudukan diperoleh dari hasil proyeksi penduduk. Proyeksi penduduk merupakan suatu perhitungan ilmiah yang didasarkan pada asumsi dari komponen-komponen perubahan penduduk, yaitu kelahiran, kematian, dan migrasi. Proyeksi penduduk Kota Tual 2010–2022 menggunakan data dasar penduduk hasil SP2010.

Dalam publikasi ini, data yang disajikan pada tingkat kecamatan merupakan hasil registrasi penduduk oleh Dinas Kependudukan dan Pencatatan Sipil Kota Tual dan untuk tingkat kota disertakan hasil proyeksi penduduk 2022.

*enumerated in their permanent place, but in the place where they were during the census.*

*For the periods where the population census is not conducted, population projection is done to estimate population during those years. The population projection is an estimate based on the demographic components, such as birth, death, and migration. Tual Municipality's 2010–2035 population projection used the 2010 Population Census as the base population.*

*In this publication, data presented at the subdistrict level are the result of population registration by the Office of Population and Civil Registration of Tual Municipality and for the district level the results of population projections 2022 are included*

**ULASAN**

Jumlah Penduduk Kota Tual berdasarkan data dari Dinas Kependudukan dan Catatan Sipil berjumlah 90.007 jiwa yang terdiri dari 44.782 jiwa laki-laki dan 45.225 jiwa perempuan. Kepadatan penduduk di Kota Tual mencapai 354 jiwa/km<sup>2</sup>.

Kepadatan Penduduk tertinggi terjadi di Kecamatan Pulau Dullah Selatan yakni 1.248 jiwa/km<sup>2</sup> dan terendah berada di Kecamatan Tayando Tam yakni 108 jiwa/km<sup>2</sup>.

Selain itu, rasio jenis kelamin yang menunjukkan perbandingan antara jumlah penduduk laki-laki dan perempuan berada pada angka 99,02 di tahun 2023. Hal ini menjelaskan bahwa jumlah penduduk laki-laki di Kota Tual lebih sedikit dibanding penduduk perempuannya dimana untuk setiap 100 orang penduduk perempuan di Kota Tual, terdapat 99 penduduk laki-laki.

**DESCRIPTION**

*The population of Tual Municipality based on data from the Population and Civil Registry Office is 44,782 people consisting of 44,782 men and 45,225 women. The population density in Tual Municipality reaches 354 people/km<sup>2</sup>.*

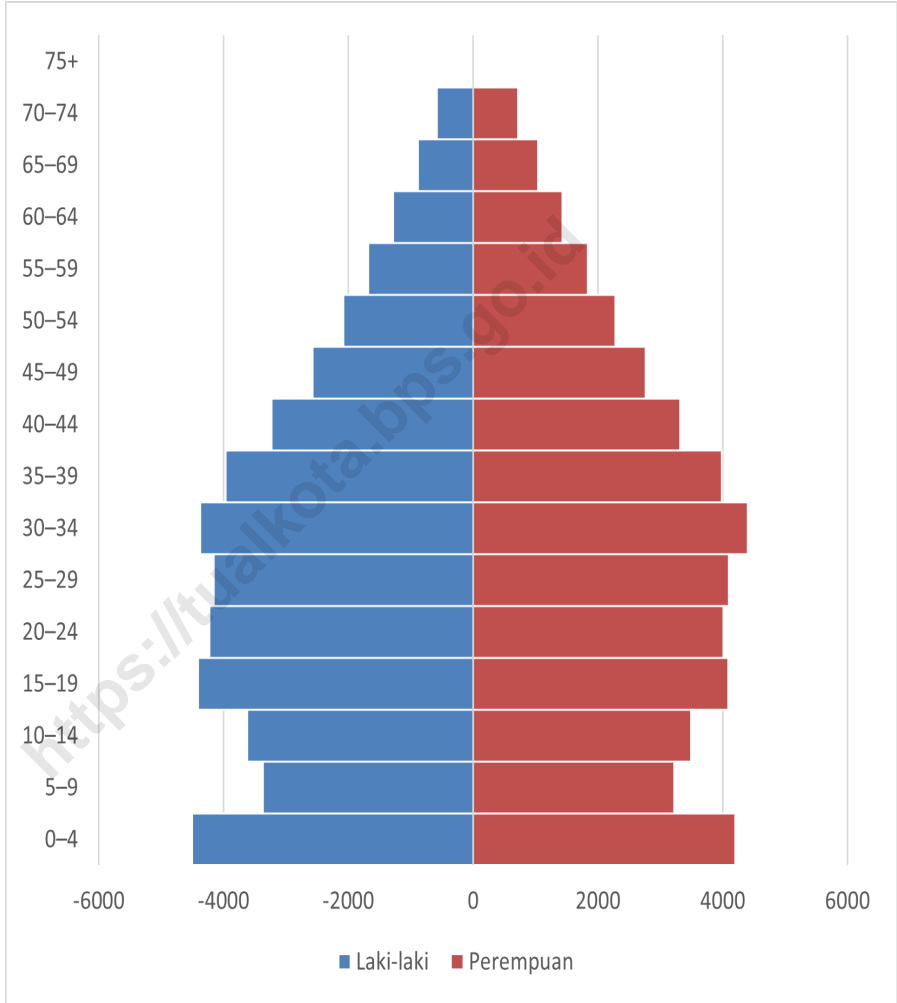
*The highest population density is in the sub-district of Pulau Dullah Selatan at 1,248 people/km<sup>2</sup> and the lowest is in the sub-district of Tayando Tam at 108 people/km<sup>2</sup>.*

*In addition, the sex ratio, which shows the ratio between the number of male and female residents, was 99.02 in 2023. This explains that the male population in Tual Municipality is smaller than the female population where for every 100 female residents in Tual Municipality, there are 99 male residents.*



**Gambar** 3.1  
**Figures**

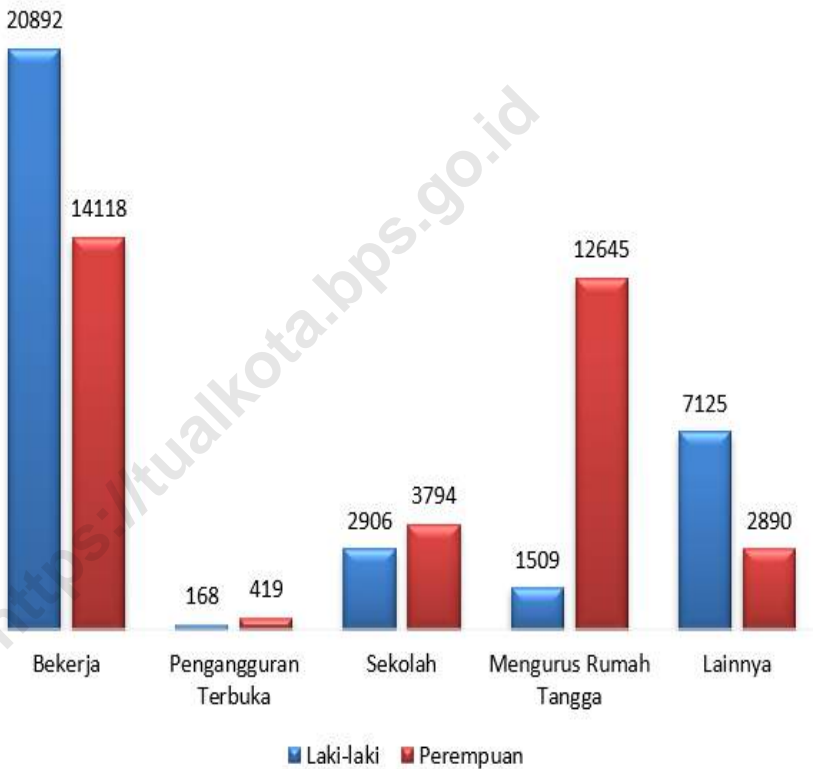
**Jumlah Penduduk Menurut Kelompok Umur dan Jenis Kelamin di Kota Tual, 2023**  
*Population by Age Groups and Sex in Tual Municipality, 2023*



Catatan/Note: Hasil Proyeksi Penduduk/ *The Result of Interim Population Projection*  
 Sumber/Source : Badan Pusat Statistik/ *BPS-Statistics Indonesia*

**Gambar** 3.2  
**Figures**

**Jumlah Penduduk Berumur 15 Tahun Keatas Menurut Jenis Kegiatan Selama Seminggu yang Lalu dan Jenis Kelamin di Kota Tual, 2023**  
*Population Aged 15 Years and Over by Type of Activity During The Previous Week and Sex in Tual Municipality, 2023*



Sumber/Source : Badan Pusat Statistik, Survei Angkatan Kerja Nasional (Sakernas) Agustus/BPS-Statistics Indonesia, August National Labor Force Survey

**3.1 PENDUDUK  
POPULATION**

**Tabel 3.1.1 Penduduk, Laju Pertumbuhan Penduduk, Distribusi Persentase Penduduk, Kepadatan Penduduk, Rasio Jenis Kelamin Penduduk Menurut Kecamatan di Kota Tual, 2023**  
*Population, Population Growth Rate, Percentage Distribution of Population, Population Density, and Population Sex Ratio by District in Tual Municipality, 2023*

| Kecamatan<br><i>District</i> | Penduduk (jiwa)<br><i>Population (souls)</i> | Laju Pertumbuhan Penduduk per Tahun 2022–2023 (%)<br><i>Annual Population Growth Rate 2020–2023 (%)</i> |
|------------------------------|----------------------------------------------|---------------------------------------------------------------------------------------------------------|
| (1)                          | (2)                                          | (3)                                                                                                     |
| Pp. Kur                      | 2.865                                        | 0,56                                                                                                    |
| Kur Selatan                  | 3.942                                        | 1,36                                                                                                    |
| Tayando Tam                  | 7.987                                        | 2,02                                                                                                    |
| Pulau Dullah Utara           | 24.371                                       | 0,80                                                                                                    |
| Pulau Dullah Selatan         | 50.842                                       | 1,32                                                                                                    |
| <b>Tual</b>                  | <b>90.007</b>                                | <b>1,22</b>                                                                                             |

Lanjutan Tabel/*Continued Table 3.1.1*

| Kecamatan<br><i>District</i> | Persentase Penduduk<br><i>Percentage of Total Population</i> | Kepadatan Penduduk per km <sup>2</sup><br><i>Population Density per sq.km</i> |
|------------------------------|--------------------------------------------------------------|-------------------------------------------------------------------------------|
| (1)                          | (4)                                                          | (5)                                                                           |
| Pp. Kur                      | 3,18                                                         | 146                                                                           |
| Kur Selatarn                 | 4,38                                                         | 137                                                                           |
| Tayando Tam                  | 8,87                                                         | 108                                                                           |
| Pulau Dullah Utara           | 27,08                                                        | 266                                                                           |
| Pulau Dullah Selatan         | 56,49                                                        | 1.248                                                                         |
| <b>Tual</b>                  | <b>100,00</b>                                                | <b>354</b>                                                                    |



Lanjutan Tabel/*Continued Table 3.1.1*

| Kecamatan<br><i>District</i> | Rasio Jenis Kelamin Penduduk<br><i>Population Sex Ratio</i> |
|------------------------------|-------------------------------------------------------------|
| (1)                          | (6)                                                         |
| Pp. Kur                      | 96                                                          |
| Kur Selatan                  | 103                                                         |
| Tayando Tam                  | 98                                                          |
| Pulau Dullah Utara           | 99                                                          |
| Pulau Dullah Selatan         | 99                                                          |
| <b>Tual</b>                  | <b>99</b>                                                   |

Sumber/*Source*: Dinas Kependudukan dan Pencatatan Sipil Kota Tual/*Population and Civil Registration of Tual Municipality*

**Tabel** 3.1.2 **Jumlah Penduduk Menurut Kelompok Umur dan Jenis Kelamin di Kota Tual, 2023**  
**Table** 3.1.2 **Population by Age Groups and Sex in Tual Municipality, 2023**

| Kelompok Umur<br>Age Groups | Jenis Kelamin/Sex |                     |                 |
|-----------------------------|-------------------|---------------------|-----------------|
|                             | Laki-Laki<br>Male | Perempuan<br>Female | Jumlah<br>Total |
| (1)                         | (2)               | (3)                 | (4)             |
| 0–4                         | 4.508             | 4.201               | 8.709           |
| 5–9                         | 3.373             | 3.221               | 6.594           |
| 10–14                       | 3.622             | 3.493               | 7.115           |
| 15–19                       | 4.412             | 4.086               | 8.498           |
| 20–24                       | 4.228             | 4.013               | 8.241           |
| 25–29                       | 4.157             | 4.092               | 8.249           |
| 30–34                       | 4.375             | 4.403               | 8.778           |
| 35–39                       | 3.968             | 3.986               | 7.954           |
| 40–44                       | 3.235             | 3.316               | 6.551           |
| 45–49                       | 2.571             | 2.761               | 5.332           |
| 50–54                       | 2.080             | 2.274               | 4.354           |
| 55–59                       | 1.683             | 1.837               | 3.520           |
| 60–64                       | 1.283             | 1.427               | 2.710           |
| 65–69                       | 887               | 1.035               | 1.922           |
| 70–74                       | 578               | 722                 | 1.300           |
| 75+                         | 747               | 998                 | 1.745           |
| <b>Tual</b>                 | <b>45.707</b>     | <b>45.865</b>       | <b>91.572</b>   |

Catatan/Note: Hasil Proyeksi Penduduk/ *The Result of Interim Population Projection*

Sumber/Source: Badan Pusat Statistik/ *BPS-Statistics Indonesia*

**Tabel**  
**Table** 3.1.3

**Jumlah Penduduk Menurut Kecamatan, Desa dan Jenis Kelamin di Kota Tual, 2023**  
**Number of Population According to District, Village and Gender in Tual Municipality, 2023**

| Kecamatan<br>Subdistrict | Kelurahan<br>Age Groups | Penduduk/Population |                     |                 |
|--------------------------|-------------------------|---------------------|---------------------|-----------------|
|                          |                         | Laki-Laki<br>Male   | Perempuan<br>Female | Jumlah<br>Total |
| (1)                      | (2)                     | (3)                 | (4)                 | (5)             |
| Pp. Kur                  | Tubyal                  | 216                 | 212                 | 428             |
|                          | Kaimear                 | 332                 | 377                 | 709             |
|                          | Lokwirin                | 331                 | 337                 | 668             |
|                          | Finualen                | 206                 | 204                 | 410             |
|                          | Sermaf                  | 320                 | 330                 | 650             |
| <b>Pp. Kur</b>           |                         | <b>1.405</b>        | <b>1.460</b>        | <b>2.865</b>    |
| Kur Selatan              | Kanara                  | 243                 | 231                 | 474             |
|                          | Warkar                  | 253                 | 276                 | 529             |
|                          | Yapas                   | 119                 | 108                 | 227             |
|                          | Rumoin                  | 625                 | 599                 | 1 224           |
|                          | Hirit                   | 196                 | 197                 | 393             |
|                          | Tiflen                  | 235                 | 228                 | 463             |
|                          | Niela                   | 327                 | 305                 | 632             |
| <b>Kur Selatan</b>       |                         | <b>1.998</b>        | <b>1.944</b>        | <b>3.942</b>    |
| Tayando Tam              | Tam Ngurhir             | 1 039               | 1 071               | 2 110           |
|                          | Tayando Langgiar        | 471                 | 453                 | 924             |
|                          | Tayando Yamtel          | 1 359               | 1 398               | 2 757           |
|                          | Tayando Ohoitel         | 723                 | 777                 | 1 500           |
|                          | Tayando Yamru           | 353                 | 343                 | 696             |
| <b>Tayando Tam</b>       |                         | <b>3.945</b>        | <b>4.042</b>        | <b>7.987</b>    |

Lanjutan Tabel/*Continued Table* 3.1.3

| Kecamatan<br><i>Subdistrict</i> | Kelurahan<br><i>Age Groups</i> | Penduduk/ <i>Population</i> |                            |                        |
|---------------------------------|--------------------------------|-----------------------------|----------------------------|------------------------|
|                                 |                                | Laki-Laki<br><i>Male</i>    | Perempuan<br><i>Female</i> | Jumlah<br><i>Total</i> |
| (1)                             | (2)                            | (3)                         | (4)                        | (5)                    |
| Pulau Dullah Utara              | Fiditan                        | 4 247                       | 4 288                      | 8 535                  |
|                                 | Ngadi                          | 892                         | 911                        | 1 803                  |
|                                 | Dullah                         | 712                         | 761                        | 1 473                  |
|                                 | Labetawi                       | 552                         | 515                        | 1 067                  |
|                                 | Tamedan                        | 853                         | 881                        | 1 740                  |
|                                 | Ohoitahit                      | 1 077                       | 1 080                      | 2 157                  |
|                                 | Ohoitel                        | 2 540                       | 2 522                      | 5 062                  |
|                                 | Dullah Laut                    | 1 240                       | 1 294                      | 2 534                  |
| <b>Pulau Dullah Utara</b>       |                                | <b>12.113</b>               | <b>12.258</b>              | <b>24.371</b>          |
| Pulau Dullah Selatan            | Ketsoblak                      | 5 171                       | 5 311                      | 10 482                 |
|                                 | Masrum                         | 3 615                       | 3 625                      | 7 420                  |
|                                 | Lodar El                       | 5 802                       | 5 648                      | 11 450                 |
|                                 | Tual                           | 8 418                       | 8 495                      | 16 913                 |
|                                 | Taar                           | 2 315                       | 2 442                      | 4 757                  |
| <b>Pulau Dullah Selatan</b>     |                                | <b>25.321</b>               | <b>25.521</b>              | <b>50.842</b>          |

Sumber/*Source*: Dinas Kependudukan dan Pencatatan Sipil Kota Tual/*Population and Civil Registration of Tual Municipality*

### 3.2 KETENAGAKERJAAN EMPLOYMENT

**Tabel 3.2.1** Jumlah Penduduk Berumur 15 Tahun Keatas Menurut Jenis Kegiatan Selama Seminggu yang Lalu dan Jenis Kelamin di Kota Tual, 2023  
*Population Aged 15 Years and Over by Type of Activity During The Previous Week and Sex in Tual Municipality, 2023*

| Kegiatan Utama<br><i>Main Activity</i>                         | Jenis Kelamin/Sex        |                            |                                               |
|----------------------------------------------------------------|--------------------------|----------------------------|-----------------------------------------------|
|                                                                | Laki-Laki<br><i>Male</i> | Perempuan<br><i>Female</i> | Laki-Laki+<br>Perempuan<br><i>Male+Female</i> |
| (1)                                                            | (2)                      | (3)                        | (4)                                           |
| <b>I. Angkatan Kerja/<i>Economically Active</i></b>            | 21.060                   | 14.537                     | 35.597                                        |
| 1. Bekerja/ <i>Working</i>                                     | 20.892                   | 14.118                     | 35.010                                        |
| 2. Pengangguran Terbuka/ <i>Unemployment</i>                   | 168                      | 419                        | 587                                           |
| <b>II. Bukan Angkatan Kerja/<i>Not Economically Active</i></b> | 11.540                   | 19.329                     | 30.869                                        |
| 1. Sekolah/ <i>Attending School</i>                            | 2.906                    | 3.794                      | 6.700                                         |
| 2. Mengurus Rumah Tangga/ <i>Housekeeping</i>                  | 1.509                    | 12.645                     | 14.154                                        |
| 3. Lainnya/ <i>Others</i>                                      | 7.125                    | 2.890                      | 10.015                                        |
| <b>Jumlah/<i>Total</i></b>                                     | <b>32.600</b>            | <b>33.866</b>              | <b>66.466</b>                                 |

Sumber/*Source*: Badan Pusat Statistik, Survei Angkatan Kerja Nasional (Sakernas) Agustus/BPS-Statistics Indonesia, August National Labor Force Survey

**Tabel**  
**Table** 3.2.2

**Penduduk Berumur 15 Tahun ke Atas Menurut Pendidikan Tertinggi yang Ditamatkan dan Jenis Kegiatan Selama Seminggu yang Lalu di Kota Tual, 2023**  
*Population 15 Years of Age and Over by Educational Attainment and Type of Activity During the Previous Week in Tual Municipality, 2023*

| Pendidikan Tertinggi yang Ditamatkan <sup>1</sup><br><i>Educational Attainment<sup>1</sup></i> | Angkatan Kerja/ <i>Economically Active</i> |                                                              |                                                              | Persentase Bekerja terhadap Angkatan Kerja<br><i>Percentage of Working to Economically Active</i> |
|------------------------------------------------------------------------------------------------|--------------------------------------------|--------------------------------------------------------------|--------------------------------------------------------------|---------------------------------------------------------------------------------------------------|
|                                                                                                | Bekerja<br><i>Working</i>                  | Pengangguran <sup>2</sup><br><i>Unemployment<sup>2</sup></i> | Jumlah Angkatan Kerja<br><i>Total of Economically Active</i> |                                                                                                   |
| (1)                                                                                            | (2)                                        | (3)                                                          | (4)                                                          | (5)                                                                                               |
| 0                                                                                              | 8.281                                      | 205                                                          | 8.486                                                        | 97,58                                                                                             |
| 1                                                                                              | 5.083                                      | 546                                                          | 5.629                                                        | 90,30                                                                                             |
| 2                                                                                              | 12.622                                     | 1.996                                                        | 14.618                                                       | 86,35                                                                                             |
| 3                                                                                              | 9.024                                      | 707                                                          | 9.731                                                        | 92,73                                                                                             |
| <b>Jumlah/Total</b>                                                                            | <b>35.010</b>                              | <b>3.454</b>                                                 | <b>38.464</b>                                                | <b>91,02</b>                                                                                      |

Lanjutan Tabel/*Continued Table 3.2.2*

| Pendidikan Tertinggi yang Ditamatkan <sup>1</sup><br><i>Educational Attainment<sup>1</sup></i> | Bukan Angkatan Kerja<br><i>Not Economically Active</i> | Jumlah Total  | Tingkat Partisipasi Angkatan Kerja (TPAK)<br><i>Labour Force Participation Rate (%)</i> |
|------------------------------------------------------------------------------------------------|--------------------------------------------------------|---------------|-----------------------------------------------------------------------------------------|
| (1)                                                                                            | (6)                                                    | (7)           | (8)                                                                                     |
| 0                                                                                              | 8.464                                                  | 16.950        | 50,06                                                                                   |
| 1                                                                                              | 8.113                                                  | 13.742        | 40,96                                                                                   |
| 2                                                                                              | 11.564                                                 | 26.182        | 55,83                                                                                   |
| 3                                                                                              | 2.728                                                  | 12.459        | 78,10                                                                                   |
| <b>Jumlah/Total</b>                                                                            | <b>30.869</b>                                          | <b>69.333</b> | <b>55,48</b>                                                                            |

Catatan/Note: <sup>1</sup> 0. ≤ Sekolah Dasar (SD)/≤ *Primary School*  
 1. Sekolah Menengah Pertama/*Junior High School*  
 2. Sekolah Menengah Atas/*Senior High School*  
 3. Perguruan Tinggi/*Collage*  
<sup>2</sup> 1. Mencari pekerjaan/*Looking for work*  
 2. Mempersiapkan usaha/*Establishing a new business/firm*  
 3. Merasa tidak mungkin mendapat pekerjaan/*Feeling hopeless in looking for work (discouraged job seekers)*  
 4. Sudah punya pekerjaan tetapi belum mulai bekerja/*Having job already but not starting to work yet*

Sumber/Source: Badan Pusat Statistik, Survei Angkatan Kerja Nasional (Sakernas) Agustus/BPS-Statistics Indonesia, August National Labor Force Survey

**Tabel**  
**Table** 3.2.3

**Penduduk Berumur 15 Tahun Ke Atas yang Bekerja Selama Seminggu yang Lalu Menurut Status Pekerjaan Utama dan Jenis Kelamin di Kota Tual, 2023**  
**Population 15 Years of Age and Over who Worked During The Previous Week by Main Employment Status and Sex in Tual Municipality, 2023**

| <b>Status Pekerjaan Utama</b><br><b>Main Employment Status</b>                                                       | <b>Laki-Laki</b><br><b>Male</b> | <b>Perempuan</b><br><b>Female</b> | <b>Jumlah</b><br><b>Total</b> |
|----------------------------------------------------------------------------------------------------------------------|---------------------------------|-----------------------------------|-------------------------------|
| (1)                                                                                                                  | (2)                             | (3)                               | (4)                           |
| Berusaha sendiri<br><i>Own account worker</i>                                                                        | 6.219                           | 3.743                             | 9.962                         |
| Berusaha dibantu buruh tidak tetap/buruh tidak dibayar<br><i>Employer assisted by temporary worker/unpaid worker</i> | 2.438                           | 1.383                             | 3.821                         |
| Berusaha dibantu buruh tetap/buruh dibayar<br><i>Employer assisted by permanent worker/paid worker</i>               | 265                             | 46                                | 311                           |
| Buruh/Karyawan/Pegawai/ <i>Employee</i>                                                                              | 10.257                          | 6.777                             | 17.034                        |
| Pekerja bebas<br><i>Casual worker</i>                                                                                | 830                             | 112                               | 942                           |
| Pekerja keluarga/tak dibayar<br><i>Family worker/unpaid worker</i>                                                   | 883                             | 2.057                             | 2.940                         |
| <b>Jumlah/Total</b>                                                                                                  | <b>20.892</b>                   | <b>14.118</b>                     | <b>35.010</b>                 |

Catatan/Note: ...

Sumber/Source: Badan Pusat Statistik, Survei Angkatan Kerja Nasional (Sakernas) Agustus/BPS-Statistics Indonesia, August National Labor Force Survey



**Tabel**  
**Table** 3.2.4

**Banyaknya Pencari Kerja yang Mendaftarkan Diri pada Dinas Tenaga Kerja dan Transmigrasi menurut Pendidikan Tertinggi yang Ditamatkan di Kota Tual, 2023**  
**Number of Job Seekers Registering with the Manpower and Transmigration Service according to Highest Education Completed in Tual City, 2023**

| Tingkat Pendidikan<br>Level of Education | Pendaftaran<br>Registration |           |            | Penempatan<br>Placing |           |           |
|------------------------------------------|-----------------------------|-----------|------------|-----------------------|-----------|-----------|
|                                          | Laki-laki                   | Perempuan | Jumlah     | Laki-laki             | Perempuan | Jumlah    |
| (1)                                      | (2)                         | (3)       | (4)        |                       |           |           |
| SD                                       | 1                           | 0         | 1          | 1                     | 0         | 1         |
| SMP/Sederajat                            | 4                           | 1         | 5          | 3                     | 1         | 4         |
| SMA/Sederajat                            | 58                          | 30        | 88         | 40                    | 26        | 66        |
| Diploma I, II, III/Akta I, II, III       | 3                           | 3         | 6          | 3                     | 3         | 6         |
| Tingkat Sarjana/ Doktor/<br>Ph.D         | 12                          | 6         | 18         | 11                    | 6         | 17        |
| <b>Jumlah/Total</b>                      | <b>78</b>                   | <b>40</b> | <b>118</b> | <b>58</b>             | <b>36</b> | <b>94</b> |

Lanjutan Tabel/*Continued Table 3.2.4*

| Tingkat Pendidikan<br><i>Level of Education</i> | Penghapusan<br><i>Cancelled</i> |            |            | Sisa Tahun Ini<br><i>This Year Left Over</i> |           |           |
|-------------------------------------------------|---------------------------------|------------|------------|----------------------------------------------|-----------|-----------|
|                                                 | Laki-laki                       | Perempuan  | Jumlah     | Laki-laki                                    | Perempuan | Jumlah    |
| (1)                                             | (2)                             | (3)        | (4)        |                                              |           |           |
| SD                                              | 6                               | 5          | 11         | -                                            | -         | -         |
| SMP/Sederajat                                   | 9                               | 11         | 20         | 1                                            | -         | 1         |
| SMA/Sederajat                                   | 127                             | 112        | 239        | 18                                           | 4         | 22        |
| Diploma I, II, III/Akta I, II, III              | 9                               | 17         | 26         | -                                            | -         | -         |
| Tingkat Sarjana/ Doktor/<br>Ph.D                | 20                              | 25         | 45         | 1                                            | -         | 1         |
| <b>Jumlah/Total</b>                             | <b>171</b>                      | <b>170</b> | <b>341</b> | <b>20</b>                                    | <b>4</b>  | <b>24</b> |

Catatan/Note: ...

Sumber/Source: Dinas Penanaman Modal, Pelayanan Terpadu Satu Pintu dan Tenaga Kerja Kota Tual/*Department of Investment, One Stop Integrated Services and Labor of Tual Municipality*

**Tabel**  
**Table** 3.2.5

**Banyaknya Pencari Kerja yang Mendaftarkan Diri pada Dinas Tenaga Kerja dan Transmigrasi menurut Kecamatan di Kota Tual, 2023**  
**Number of Job Seekers Registering with the Manpower and Transmigration Service according to Subdistrict in Tual City, 2023**

| Tingkat Pendidikan<br>Level of Education | Pendaftaran<br>Registration |           |            | Penempatan<br>Placing |           |           |
|------------------------------------------|-----------------------------|-----------|------------|-----------------------|-----------|-----------|
|                                          | Laki-laki                   | Perempuan | Jumlah     | Laki-laki             | Perempuan | Jumlah    |
| (1)                                      | (2)                         | (3)       | (4)        |                       |           |           |
| Pp. Kur                                  | 1                           | 2         | 3          | -                     | 1         | 1         |
| Kur Selatan                              | 7                           | 3         | 10         | 5                     | 2         | 7         |
| Tayando Tam                              | 12                          | 3         | 15         | 7                     | 3         | 10        |
| Pulau Dullah Selatan                     | 35                          | 20        | 55         | 30                    | 18        | 48        |
| Pulau Dullah Utara                       | 23                          | 12        | 35         | 16                    | 12        | 28        |
| <b>Jumlah/Total</b>                      | <b>78</b>                   | <b>40</b> | <b>118</b> | <b>58</b>             | <b>36</b> | <b>94</b> |

Sumber/Source: Dinas Penanaman Modal, Pelayanan Terpadu Satu Pintu dan Tenaga Kerja Kota Tual/Department of Investment, One Stop Integrated Services and Labor of Tual Municipality

**Tabel 3.2.6** Jumlah Lowongan Pekerjaan menurut Lapangan Usaha di Kota Tual, 2023  
**Table 3.2.6** *Number of Job Vacancies by Business Field in Tual City, 2023*

| Lapangan Pekerjaan Utama<br><i>Main Job Fields</i>                                                                               | Jumlah<br><i>Total</i> |
|----------------------------------------------------------------------------------------------------------------------------------|------------------------|
| (1)                                                                                                                              | (2)                    |
| Pertanian, Kehutanan, Perburuan, dan Perikanan<br><i>Agriculture, Forestry, Hunting, and Fishing</i>                             | 3                      |
| Pertambangan dan Penggalian<br><i>Mining and excavation</i>                                                                      | -                      |
| Industri Pengolahan<br><i>Processing industry</i>                                                                                | 7                      |
| Listrik, Gas, dan Air<br><i>Electricity, Gas and Water</i>                                                                       | -                      |
| Bangunan<br><i>Building</i>                                                                                                      | -                      |
| Perdagangan Besar, Eceran, Rumah Makan, dan Hotel<br><i>Wholesale Trade, Retail, Restaurants and Hotels</i>                      | 12                     |
| Angkutan, Pergudangan, dan Komunikasi<br><i>Transportation, Warehousing and Communications</i>                                   | -                      |
| Asuransi, Usaha Persewaan Bangunan, Tanah, dan Jasa Perusahaan<br><i>Insurance, Building, Land and Corporate Rental Business</i> | 6                      |
| Jasa Kemasyarakatan, Sosial, dan Perorangan<br><i>Community, Social and Individual Services</i>                                  | 45                     |
| <b>Jumlah/Total</b>                                                                                                              | <b>73</b>              |

Sumber/Source:

Dinas Penanaman Modal, Pelayanan Terpadu Satu Pintu dan Tenaga Kerja Kota Tual/*Department of Investment, One Stop Integrated Services and Labor of Tual Municipality*

**Tabel**  
**Table** 3.2.7

**Jumlah Warga Negara Asing yang Melaporkan Diri pada Kantor Imigrasi Kelas II TPI Tual untuk Mendapatkan Kartu Izin Tinggal Terbatas (KITAS) di Kota Tual, 2023**  
**Number of Foreign Citizens Who Reported to the TPI Tual Class II Immigration Office to Obtain a Limited Stay Permit Card (KITAS) in Tual City, 2023**

| Negara Asal<br><i>Level of Education</i> | Jenis Kelamin<br><i>Registration</i> |           | Jumlah   |
|------------------------------------------|--------------------------------------|-----------|----------|
|                                          | Laki-laki                            | Perempuan |          |
| (1)                                      | (2)                                  | (3)       | (4)      |
| China                                    | 3                                    | -         | 3        |
| Thailand                                 | 1                                    | -         | 1        |
| <b>Jumlah/Total</b>                      | <b>4</b>                             | <b>-</b>  | <b>4</b> |

Sumber/Source: Kantor Imigrasi Kelas II TPI Tual/ Office of Immigration TPI Class II of Tual



# BAB 04 SOSIAL DAN KESEJAHTERAAN RAKYAT

## SOCIAL AND WELFARE



Kecamatan dengan Jumlah Sekolah Dasar Terbanyak ada di Kecamatan Pulau Dullah Selatan  
Sedangkan Kecamatan dengan Jumlah Sekolah Dasar Paling Sedikit Berada di Kecamatan Pp. Kur







**PENJELASAN TEKNIS**

1. Jalur Pendidikan di Indonesia terdiri atas 1) pendidikan formal, 2) pendidikan nonformal, dan 3) pendidikan informal yang ketiganya dapat saling melengkapi dan memperkaya (Undang-Undang No. 20 Tahun 2003 tentang Sistem Pendidikan Nasional).
2. Jenjang Pendidikan Formal terdiri atas pendidikan dasar, pendidikan menengah, dan pendidikan tinggi. Jenis pendidikan yang diajarkan mencakup pendidikan umum, kejuruan, akademik, profesi, vokasi, keagamaan, dan khusus.
  - a. Pendidikan Dasar berbentuk Sekolah Dasar (SD) dan Madrasah Ibtidaiyah (MI) atau bentuk lain yang sederajat serta Sekolah Menengah Pertama (SMP) dan Madrasah Tsanawiyah (MTs) atau bentuk lain yang sederajat.
  - b. Pendidikan Menengah berbentuk Sekolah Menengah Atas (SMA), Madrasah Aliyah (MA), Sekolah Menengah Kejuruan (SMK), dan Madrasah Aliyah Kejuruan (MAK), atau bentuk lain yang sederajat. Dapat membaca dan menulis artinya dapat membaca dan menulis kata-kata kalimat sederhana dengan suatu aksara tertentu.
  - c. Pendidikan Tinggi merupakan jenjang pendidikan setelah pendidikan menengah yang

**TECHNICAL NOTES**

1. *The Education System in Indonesia consists of 1) a formal education, 2) non-formal education, and 3) informal education that all three can be complementary and enriching (Law No. 20 Year 2003 about The National Education System).*
2. *The Formal Education Level consists of primary education, secondary education, and high education. The kind of education that taught consists of general education, vocational, academic, professional, religious, and specific education.*
  - a. *The Primary Education consists of Elementary School and Islamic Elementary School or other equivalent forms and Junior High School and MTs or other equivalent forms.*
  - b. *The Secondary Education consists of the senior high school, Madrasah Aliyah, Vocational School, and Vocational Madrasah Aliyah, or other equivalent forms.*
  - c. *The Tertiary Education consists of the education level after the secondary education that consists of diplomas, bachelor, master, specialist, and doctoral degrees that are held by the college. The universities can be academy, polytechnic, college, or institute.*
3. *Hospital is a place for health check, usually controlled/ supervised by doctors/medical personnel to serve the ill patients to get outpatient or*

mencakup program pendidikan diploma, sarjana, magister, spesialis, dan doktor yang diselenggarakan oleh perguruan tinggi. Perguruan tinggi dapat berbentuk akademi, politeknik, sekolah tinggi, atau institut.

3. Rumah Sakit adalah tempat pemeriksaan dan perawatan kesehatan, biasanya berada di bawah pengawasan dokter/tenaga medis, yang melayani penderita yang sakit untuk berobat rawat jalan atau rawat inap. Undang-undang RI No. 44 Tahun 2009 tentang rumah sakit mengelompokkan rumah sakit berdasarkan jenis pelayanan yang diberikan menjadi: Rumah Sakit Umum adalah rumah sakit yang memberikan pelayanan kesehatan pada semua bidang dan jenis penyakit. Rumah Sakit khusus adalah rumah sakit yang memberikan pelayanan utama pada satu bidang atau satu jenis penyakit tertentu berdasarkan disiplin ilmu, golongan umur, organ, jenis penyakit, atau kekhususan lainnya.
4. Rumah Sakit Bersalin adalah rumah sakit khusus untuk persalinan, dilengkapi pelayanan spesialis pemeriksaan kehamilan, persalinan, rawat inap, dan rawat jalan ibu dan anak yang berada di bawah pengawasan dokter spesialis kandungan. Rumah Bersalin adalah sarana pelayanan kesehatan dengan izin sebagai

*inpatient treatment services. The law of the Republic of Indonesia Number 44 year 2009 concerning about hospital have been grouping hospital based on the type of service being given into: General Hospital is a hospital that provides health services in all areas and types of diseases. Special Hospital is a hospital that provides primary care in one area or one particular type of disease base on dicipline, age group, organ, type of disease, or other specificity.*

4. *Maternity Hospital is a specialized hospital for childbirth, has specialist inspection service to pregnancy, childbirth, hospitalization, and outpatient for mothers and children that is under the supervision of an obstetrician. Maternity House is health care facility with a license as a maternity house, equipped with prenatal care, childbirth, and examination of mothers and children which is under the supervision of a senior midwife.*
5. *Public Health Center is technical implementation unit of regency health department that have the primary function as a first-level health care providers. The working area standard of public health center is one subdistrict and to reach their working areas, public health centers have a service network covering subsidiary of public health center, mobile public health center units, and midwife units (Regulation of the Minister*

- rumah bersalin, dilengkapi pelayanan pemeriksaan kehamilan, persalinan, serta pemeriksaan ibu dan anak yang berada di bawah pengawasan bidan senior.
5. Pusat Kesehatan Masyarakat (Puskesmas) adalah unit pelaksana teknis dinas kesehatan kabupaten/kota yang mempunyai fungsi utama sebagai penyelenggara pelayanan kesehatan tingkat pertama. Wilayah kerja puskesmas maksimal adalah satu kecamatan. Untuk dapat menjangkau wilayah kerjanya, puskesmas mempunyai jaringan pelayanan yang meliputi unit Puskesmas Pembantu (Pustu), unit Puskesmas Keliling (Puskel), dan unit bidan desa/komunitas (Peraturan Menteri Kesehatan RI No. 75 Tahun 2015 tentang Pusat Kesehatan Masyarakat).
  6. Apotek adalah suatu tempat tertentu yang digunakan untuk melakukan pekerjaan kefarmasian dan penyaluran/penjualan obat atau bahan farmasi dan perbekalan kesehatan lainnya kepada masyarakat yang dikelola oleh tenaga apoteker (Peraturan Menteri Kesehatan RI No. 1332 Tahun 2002 tentang Perubahan Atas Peraturan Menteri Kesehatan RI No. 922/MENKES/PER/X/1993 tentang Ketentuan dan Tata Cara Pemberian Izin Apotek).
  7. Bencana adalah peristiwa atau rangkaian peristiwa yang mengancam dan mengganggu
    6. *Pharmacy is a specific place that is used for pharmaceutical jobs, and distribution/sale of drugs/ pharmaceuticals and other medical supplies to people that are administered by trained pharmacist (Regulation of the Minister of Health of Indonesia Number 1332 Year 2002 about the Changes of Regulation of the Minister of Health of Indonesia Number 922/MENKES/PER/X/1993 about Provision and Procedures for Administration of Licensed Pharmacies).*
    7. *Disaster is an events or sequences of events that threaten and disrupt the lives and livelihoods of people caused by natural factors and/or non-natural factors and human factors that result in casualties, environmental damage, property losses, and psychological impacts.*
    8. *Natural disasters are disasters caused by events or a series of events caused by nature including earthquakes, tsunamis, volcanic eruptions, floods, droughts, hurricanes, and landslides.*
    9. *Disaster events are catastrophic events that occur and are recorded based on the date of the incident, location, type of disaster, victim and/or damage. If a disaster occurs on the same date and hits more than one region, it is counted as one event.*
    10. *Flood is an event or situation where*

- kehidupan dan penghidupan masyarakat yang disebabkan, baik oleh faktor alam dan atau faktor non alam maupun faktor manusia sehingga mengakibatkan timbulnya korban jiwa, kerusakan lingkungan, kerugian harta benda, dan dampak psikologis.
8. Bencana alam adalah bencana yang diakibatkan oleh peristiwa atau serangkaian peristiwa yang disebabkan oleh alam antara lain berupa gempa bumi, tsunami, gunung meletus, banjir, kekeringan, angin topan, dan tanah longsor.
  9. Kejadian Bencana adalah peristiwa bencana yang terjadi dan dicatat berdasarkan tanggal kejadian, lokasi, jenis bencana, korban dan ataupun kerusakan. Jika terjadi bencana pada tanggal yang sama dan melanda lebih dari satu wilayah, maka dihitung sebagai satu kejadian
  10. Banjir adalah peristiwa atau keadaan dengan terendamnya suatu daerah atau daratan karena volume air yang meningkat
  11. Gempa bumi adalah getaran atau guncangan yang terjadi di permukaan bumi yang disebabkan oleh tumbukan antar lempeng bumi, patahan aktif, aktivitas gunung api, atau runtuh batuan.
  12. Tanah longsor adalah salah satu jenis gerakan massa tanah atau batuan, ataupun percampuran keduanya, menuruni atau keluar *an area or land is submerged due to the increasing volume of water.*
11. *Earthquakes are vibrations or shocks that occur on the surface of the earth caused by collisions between the earth's plates, active faults, volcanic activity, or rock debris.*
  12. *Landslides are one type of land mass movement or rock, or a mixture of both, down or out of the slope due to disruption of soil stability or rock slope constituents.*

lereng akibat terganggunya  
kestabilan tanah atau batuan  
penyusun lereng.

<https://tualkota.bps.go.id>



**ULASAN**

Salah satu indikator keberhasilan pembangunan sumber daya manusia adalah pada sektor pendidikan. Perkembangan pendidikan di Kota Tual disajikan pada Tabel 4.1.1 s.d Tabel 4.1.14.

Pada tahun 2023, di Kota Tual terdapat 65 unit Sekolah Dasar (SD)/ Madrasah Ibtidaiyah (MI), 32 unit Sekolah Menengah Pertama (SMP)/ Madrasah Tsanawiyah (MTs) dan 21 unit Sekolah Menengah Atas/Khusus (SMA/SMK)/ Madrasah Aliyah (MA). Sementara itu, jumlah guru dan murid pada masing-masing jenjang pendidikan antara lain 9.456 murid dan 878 guru pada jenjang SD/MI; 4.106 murid dan 594 guru pada jenjang SMP/MTs; serta 2.266 mmurid dan 382 guru pada jenjang SMA/SMK/MA.

Rumah Sakit (RS) merupakan salah satu prasarana kesehatan yang paling vital. Pada tahun 2023, terdapat 1 unit RS Umum, 3 unit Poliklinik, 2 unit Pusat Kesehatan Masyarakat (Puskesmas) rawat inap, 13 unit Pusat Kesehatan Masyarakat (Puskesmas) non rawat inap di Kota Tual.

Mayoritas penduduk di Kota Tual beragama Islam. Persentase penduduk yang beragama Islam mencapai 72,75 persen pada tahun 2023.

**DESCRIPTION**

*One indicator of the success of human resource development is the education sector. The development of education in Tual Municipality is presented in Table 4.1.1 to Table 4.1.14.*

*In 2023, there were 65 units of elementary schools (SD)/Madrasah Ibtidaiyah (MI), 32 units of junior high schools (SMP)/Madrasah Tsanawiyah (MTs) and 21 units of senior high schools (SMA/SMK)/ Madrasah Aliyah (MA) in Tual Municipality. Meanwhile, the number of teachers and students at each level of education includes 9,456 students and 878 teachers at the SD/MI level; 4,106 students and 594 teachers at the SMP/MTs level; and 2,266 students and 382 teachers at the SMA/SMK/MA level.*

*Hospitals are one of the most vital health infrastructures. In 2023, there will be 1 unit of general hospital, 3 units of polyclinic, 2 units of inpatient Community Health Center (Puskesmas), 13 units of non-inpatient Community Health Center (Puskesmas) in Tual Municipality.*

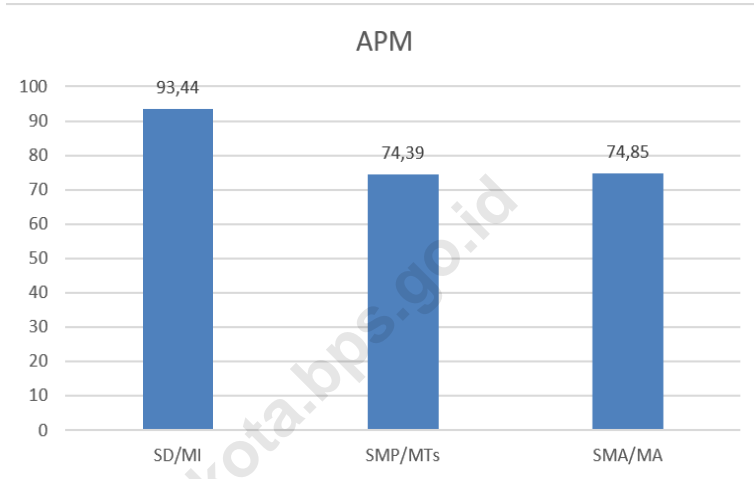
*The majority of the population in Tual Municipality is Muslim. The percentage of the population who are Muslim reached 72.75 percent in 2023.*

<https://tualkota.bps.go.id>



**Gambar** 4.1  
**Figures**

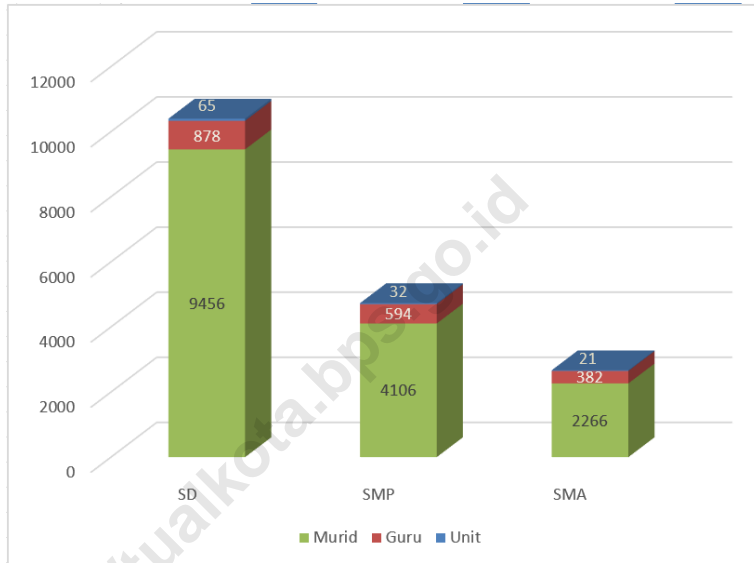
**Angka Partisipasi Murni (APM) Menurut Jenjang Pendidikan di Kota Tual, 2023**  
**Net Participation Rates by Educational Level in Tual municipality, 2023**



Sumber/Source: Badan Pusat Statistik, Survei Sosial Ekonomi Nasional (Susenas)/BPS-Statistics Indonesia, National Socioeconomic Survey

**Gambar** 4.2  
**Figures**

**Jumlah Sekolah, Guru, dan Murid Menurut Jenjang Pendidikan di Kota Tual, 2023**  
**Number of Schools, Teachers, and Pupils Educational Level in Tual municipality, 2023**



Sumber/Source: Kementerian Pendidikan, Kebudayaan, Riset, dan Teknologi, data semester ganjil/Ministry of Education, Culture, Research, and Technology, odd semester report data

#### 4.1 PENDIDIKAN EDUCATION

**Tabel 4.1.1** Jumlah Sekolah, Guru, dan Murid Taman Kanak-Kanak (TK) di Bawah Kementerian Pendidikan, Kebudayaan, Riset, dan Teknologi Menurut Kecamatan di Kota Tual, 2022/2023 dan 2023/2024  
*Number of Schools, Teachers, and Pupils in Kindergarten Under The Ministry of Education, Culture, Research, and Technology by District in Tual Municipality, 2022/2023 and 2023/2024*

| Kecamatan<br>District | Sekolah/Schools |           |                |           |              |           |
|-----------------------|-----------------|-----------|----------------|-----------|--------------|-----------|
|                       | Negeri/Public   |           | Swasta/Private |           | Jumlah/Total |           |
|                       | 2022/2023       | 2023/2024 | 2022/2023      | 2023/2024 | 2022/2023    | 2023/2024 |
| (1)                   | (2)             | (3)       | (4)            | (5)       | (6)          | (7)       |
| Pp. Kur               | ...             | ...       | ...            | ...       | ...          | ...       |
| Kur Selatan           | ...             | ...       | ...            | ...       | ...          | ...       |
| Tayando Tam           | ...             | ...       | ...            | ...       | ...          | ...       |
| Pulau Dullah Utara    | ...             | ...       | ...            | ...       | ...          | ...       |
| Pulau Dullah Selatan  | ...             | ...       | ...            | ...       | ...          | ...       |
| <b>Tual</b>           | ...             | ...       | ...            | ...       | ...          | ...       |

Lanjutan Tabel/*Continued Table 4.1.1*

| Kecamatan<br>District | Guru <sup>1</sup> /Teachers <sup>1</sup> |           |                |           |              |           |
|-----------------------|------------------------------------------|-----------|----------------|-----------|--------------|-----------|
|                       | Negeri/Public                            |           | Swasta/Private |           | Jumlah/Total |           |
|                       | 2022/2023                                | 2023/2024 | 2022/2023      | 2023/2024 | 2022/2023    | 2023/2024 |
| (1)                   | (8)                                      | (9)       | (10)           | (11)      | (12)         | (13)      |
| Pp. Kur               | ...                                      | ...       | ...            | ...       | ...          | ...       |
| Kur Selatan           | ...                                      | ...       | ...            | ...       | ...          | ...       |
| Tayando Tam           | ...                                      | ...       | ...            | ...       | ...          | ...       |
| Pulau Dullah Utara    | ...                                      | ...       | ...            | ...       | ...          | ...       |
| Pulau Dullah Selatan  | ...                                      | ...       | ...            | ...       | ...          | ...       |
| <b>Tual</b>           | ...                                      | ...       | ...            | ...       | ...          | ...       |

Lanjutan Tabel/*Continued Table 4.1.1*

| Kecamatan<br>District | Murid/Pupils  |           |                |           |              |           |
|-----------------------|---------------|-----------|----------------|-----------|--------------|-----------|
|                       | Negeri/Public |           | Swasta/Private |           | Jumlah/Total |           |
|                       | 2022/2023     | 2023/2024 | 2022/2023      | 2023/2024 | 2022/2023    | 2023/2024 |
| (1)                   | (14)          | (15)      | (16)           | (17)      | (18)         | (19)      |
| Pp. Kur               | ...           | ...       | ...            | ...       | ...          | ...       |
| Kur Selatan           | ...           | ...       | ...            | ...       | ...          | ...       |
| Tayando Tam           | ...           | ...       | ...            | ...       | ...          | ...       |
| Pulau Dullah Utara    | ...           | ...       | ...            | ...       | ...          | ...       |
| Pulau Dullah Selatan  | ...           | ...       | ...            | ...       | ...          | ...       |
| <b>Tual</b>           | ...           | ...       | ...            | ...       | ...          | ...       |

Catatan/Note: <sup>1</sup> Jumlah guru termasuk kepala sekolah dan guru/*The total of teachers including headmaster and teacher*

Sumber/Source: Kementerian Pendidikan, Kebudayaan, Riset, dan Teknologi, Data Semester Ganjil/*Ministry of Education, Culture, Research, and Technology, Odd semester report data*

**Tabel**  
**Table 4.1.2**

**Jumlah Sekolah, Guru, dan Murid Raudatul Athfal (RA) di Bawah Kementerian Agama Menurut Kecamatan di Kota Tual, 2022/2023 dan 2023/2024**  
**Number of Schools, Teachers, and Pupils in Raudatul Athfal (RA) Under The Ministry of Religious Affairs by District in Tual Municipality, 2022/2023 and 2023/2024**

| Kecamatan<br>District | Sekolah/Schools |           | Guru/Teachers |           | Murid/Pupils |           |
|-----------------------|-----------------|-----------|---------------|-----------|--------------|-----------|
|                       | 2022/2023       | 2023/2024 | 2022/2023     | 2023/2024 | 2022/2023    | 2023/2024 |
| (1)                   | (2)             | (3)       | (4)           | (5)       | (6)          | (7)       |
| Pp. Kur               | -               | -         | -             | -         | -            | -         |
| Kur Selatan           | -               | -         | -             | -         | -            | -         |
| Tayando Tam           | -               | -         | -             | -         | -            | -         |
| Pulau Dullah Utara    | -               | 2         | 10            | 11        | 55           | 93        |
| Pulau Dullah Selatan  | 2               | -         | -             | -         | -            | -         |
| <b>Tual</b>           | <b>2</b>        | <b>2</b>  | <b>10</b>     | <b>11</b> | <b>55</b>    | <b>93</b> |

Catatan/Note: Seluruh Raudatul Athfal (RA) berstatus swasta/All Raudatul Athfal (RA) are private

Sumber/Source: Kementerian Agama, EMIS, Data Semester Ganjil/Ministry of Religious Affairs, EMIS, Odd semester report data

**Tabel 4.1.3**  
**Table**

**Jumlah Sekolah, Guru, dan Murid Sekolah Dasar (SD) di Bawah Kementerian Pendidikan, Kebudayaan, Riset, dan Teknologi Menurut Kecamatan di Kota Tual, 2022/2023 dan 2023/2024**

*Number of Schools, Teachers, and Pupils in Elementary Schools Under The Ministry of Education, Culture, Research, and Technology by District in Tual Municipality, 2022/2023 and 2023/2024*

| Kecamatan<br>District | Sekolah/Schools |           |                |           |              |           |
|-----------------------|-----------------|-----------|----------------|-----------|--------------|-----------|
|                       | Negeri/Public   |           | Swasta/Private |           | Jumlah/Total |           |
|                       | 2022/2023       | 2023/2024 | 2022/2023      | 2023/2024 | 2022/2023    | 2023/2024 |
| (1)                   | (2)             | (3)       | (4)            | (5)       | (6)          | (7)       |
| Pp. Kur               | 3               | 3         | -              | -         | 3            | 3         |
| Kur Selatan           | 6               | 6         | -              | -         | 6            | 6         |
| Tayando Tam           | 8               | 8         | -              | -         | 8            | 8         |
| Pulau Dullah Utara    | 7               | 7         | 3              | 3         | 10           | 10        |
| Pulau Dullah Selatan  | 14              | 22        | 10             | 5         | 24           | 27        |
| <b>Tual</b>           | <b>38</b>       | <b>46</b> | <b>13</b>      | <b>8</b>  | <b>51</b>    | <b>54</b> |

Lanjutan Tabel/*Continued Table 4.1.3*

| Kecamatan<br>District | Guru <sup>1</sup> /Teachers <sup>1</sup> |            |                |           |              |            |
|-----------------------|------------------------------------------|------------|----------------|-----------|--------------|------------|
|                       | Negeri/Public                            |            | Swasta/Private |           | Jumlah/Total |            |
|                       | 2022/2023                                | 2023/2024  | 2022/2023      | 2023/2024 | 2022/2023    | 2023/2024  |
| (1)                   | (8)                                      | (9)        | (10)           | (11)      | (12)         | (13)       |
| Pp. Kur               | 36                                       | 37         | -              | -         | 36           | 37         |
| Kur Selatan           | 59                                       | 57         | -              | -         | 59           | 57         |
| Tayando Tam           | 91                                       | 95         | -              | -         | 91           | 95         |
| Pulau Dullah Utara    | 99                                       | 95         | 25             | 44        | 124          | 139        |
| Pulau Dullah Selatan  | 216                                      | 303        | 105            | 49        | 321          | 352        |
| <b>Tual</b>           | <b>501</b>                               | <b>587</b> | <b>130</b>     | <b>93</b> | <b>631</b>   | <b>680</b> |



Lanjutan Tabel/*Continued Table 4.1.3*

| Kecamatan<br>District | Murid/Pupils  |              |                |              |              |              |
|-----------------------|---------------|--------------|----------------|--------------|--------------|--------------|
|                       | Negeri/Public |              | Swasta/Private |              | Jumlah/Total |              |
|                       | 2022/2023     | 2023/2024    | 2022/2023      | 2023/2024    | 2022/2023    | 2023/2024    |
| (1)                   | (14)          | (15)         | (16)           | (17)         | (18)         | (19)         |
| Pp. Kur               | 266           | 255          | -              | -            | 266          | 255          |
| Kur Selatan           | 386           | 372          | -              | -            | 386          | 372          |
| Tayando Tam           | 775           | 763          | -              | -            | 775          | 763          |
| Pulau Dullah Utara    | 1.363         | 1.100        | 292            | 573          | 1.655        | 1.673        |
| Pulau Dullah Selatan  | 2.778         | 3.748        | 1.537          | 636          | 4.315        | 4.384        |
| <b>Tual</b>           | <b>5.568</b>  | <b>6.238</b> | <b>1.829</b>   | <b>1.209</b> | <b>7.397</b> | <b>7.447</b> |

Catatan/Note: <sup>1</sup> Jumlah guru termasuk kepala sekolah dan guru/*The total of teachers including headmaster and teacher*  
 Sumber/Source: Kementerian Pendidikan, Kebudayaan, Riset, dan Teknologi, data semester ganjil/*Ministry of Education, Culture, Research, and Technology, odd semester report data*

**Tabel 4.1.4** Jumlah Sekolah, Guru, dan Murid Madrasah Ibtidaiyah (MI) di Bawah Kementerian Agama Menurut Kecamatan di Kota Tual, 2022/2023 dan 2023/2024  
**Number of Schools, Teachers, and Pupils in Madrasah Ibtidaiyah (MI) Under The Ministry of Religious Affairs by District in Tual Municipality, 2022/2023 and 2023/2024**

| Kecamatan<br>District | Sekolah/Schools |           |                |           |              |           |
|-----------------------|-----------------|-----------|----------------|-----------|--------------|-----------|
|                       | Negeri/Public   |           | Swasta/Private |           | Jumlah/Total |           |
|                       | 2022/2023       | 2023/2024 | 2022/2023      | 2023/2024 | 2022/2023    | 2023/2024 |
| (1)                   | (2)             | (3)       | (4)            | (5)       | (6)          | (7)       |
| Pp. Kur               | -               | -         | 1              | 1         | 1            | 1         |
| Kur Selatan           | -               | -         | 1              | 1         | 1            | 1         |
| Tayando Tam           | 1               | 1         | 1              | 1         | 2            | 2         |
| Pulau Dullah Utara    | 1               | 1         | 4              | 4         | 5            | 5         |
| Pulau Dullah Selatan  | 1               | 1         | 1              | 1         | 2            | 2         |
| <b>Tual</b>           | <b>3</b>        | <b>3</b>  | <b>8</b>       | <b>8</b>  | <b>11</b>    | <b>11</b> |

Lanjutan Tabel/*Continued Table 4.1.4*

| Kecamatan<br>District | Guru/Teachers |           |                |            |              |            |
|-----------------------|---------------|-----------|----------------|------------|--------------|------------|
|                       | Negeri/Public |           | Swasta/Private |            | Jumlah/Total |            |
|                       | 2022/2023     | 2023/2024 | 2022/2023      | 2023/2024  | 2022/2023    | 2023/2024  |
| (1)                   | (8)           | (9)       | (10)           | (11)       | (12)         | (13)       |
| Pp. Kur               | -             | -         | 9              | 10         | 9            | 10         |
| Kur Selatan           | -             | -         | 15             | 11         | 15           | 11         |
| Tayando Tam           | 21            | 25        | 7              | 10         | 28           | 35         |
| Pulau Dullah Utara    | 17            | 15        | 55             | 56         | 72           | 71         |
| Pulau Dullah Selatan  | 47            | 54        | 14             | 17         | 61           | 71         |
| <b>Tual</b>           | <b>85</b>     | <b>94</b> | <b>100</b>     | <b>104</b> | <b>185</b>   | <b>198</b> |

Lanjutan Tabel/*Continued Table 4.1.4*

| Kecamatan<br><i>District</i> | Murid/ <i>Pupils</i>  |              |                        |            |                      |              |
|------------------------------|-----------------------|--------------|------------------------|------------|----------------------|--------------|
|                              | Negeri/ <i>Public</i> |              | Swasta/ <i>Private</i> |            | Jumlah/ <i>Total</i> |              |
|                              | 2022/2023             | 2023/2024    | 2022/2023              | 2023/2024  | 2022/2023            | 2023/2024    |
| (1)                          | (14)                  | (15)         | (16)                   | (17)       | (18)                 | (19)         |
| Pp. Kur                      | -                     | -            | 71                     | 73         | 71                   | 73           |
| Kur Selatan                  | -                     | -            | 119                    | 101        | 119                  | 101          |
| Tayando Tam                  | 127                   | 113          | 94                     | 100        | 221                  | 213          |
| Pulau Dullah Utara           | 181                   | 175          | 600                    | 558        | 781                  | 733          |
| Pulau Dullah Selatan         | 760                   | 743          | 152                    | 149        | 912                  | 892          |
| <b>Tual</b>                  | <b>1.068</b>          | <b>1.031</b> | <b>1.036</b>           | <b>981</b> | <b>2.104</b>         | <b>2.012</b> |

Catatan/*Note*: ....

Sumber/*Source*: Kementerian Agama, EMIS, Data Semester Ganjil/*Ministry of Religious Affairs, EMIS, Odd semester report data*

**Tabel**  
**Table** 4.1.5

**Jumlah Sekolah, Guru, dan Murid Sekolah Menengah Pertama (SMP) di Bawah Kementerian Pendidikan, Kebudayaan, Riset, dan Teknologi Menurut Kecamatan di Kota Tual, 2022/2023 dan 2023/2024**  
**Number of Schools, Teachers, and Pupils in Junior High Schools Under The Ministry of Education, Culture, Research, and Technology by District in Tual Municipality, 2022/2023 and 2023/2024**

| Kecamatan<br>District | Sekolah/Schools |           |                |           |              |           |
|-----------------------|-----------------|-----------|----------------|-----------|--------------|-----------|
|                       | Negeri/Public   |           | Swasta/Private |           | Jumlah/Total |           |
|                       | 2022/2023       | 2023/2024 | 2022/2023      | 2023/2024 | 2022/2023    | 2023/2024 |
| (1)                   | (2)             | (3)       | (4)            | (5)       | (6)          | (7)       |
| Pp. Kur               | 1               | 1         | -              | -         | 1            | 1         |
| Kur Selatan           | 3               | 3         | -              | -         | 3            | 3         |
| Tayando Tam           | 4               | 4         | -              | -         | 4            | 4         |
| Pulau Dullah Utara    | 4               | 4         | 3              | 4         | 7            | 8         |
| Pulau Dullah Selatan  | 5               | 5         | 4              | 4         | 9            | 9         |
| <b>Tual</b>           | <b>17</b>       | <b>17</b> | <b>7</b>       | <b>8</b>  | <b>24</b>    | <b>25</b> |

Lanjutan Tabel/*Continued Table 4.1.5*

| Kecamatan<br>District | Guru <sup>1</sup> /Teachers <sup>1</sup> |            |                |            |              |            |
|-----------------------|------------------------------------------|------------|----------------|------------|--------------|------------|
|                       | Negeri/Public                            |            | Swasta/Private |            | Jumlah/Total |            |
|                       | 2022/2023                                | 2023/2024  | 2022/2023      | 2023/2024  | 2022/2023    | 2023/2024  |
| (1)                   | (8)                                      | (9)        | (10)           | (11)       | (12)         | (13)       |
| Pp. Kur               | 11                                       | 11         | -              | -          | 11           | 11         |
| Kur Selatan           | 34                                       | 32         | -              | -          | 34           | 32         |
| Tayando Tam           | 59                                       | 63         | -              | -          | 59           | 63         |
| Pulau Dullah Utara    | 96                                       | 101        | 49             | 58         | 145          | 159        |
| Pulau Dullah Selatan  | 161                                      | 181        | 67             | 56         | 228          | 237        |
| <b>Tual</b>           | <b>361</b>                               | <b>388</b> | <b>116</b>     | <b>114</b> | <b>477</b>   | <b>502</b> |

Lanjutan Tabel/*Continued Table 4.1.5*

| Kecamatan<br>District | Murid/Pupils  |              |                |            |              |              |
|-----------------------|---------------|--------------|----------------|------------|--------------|--------------|
|                       | Negeri/Public |              | Swasta/Private |            | Jumlah/Total |              |
|                       | 2022/2023     | 2023/2024    | 2022/2023      | 2023/2024  | 2022/2023    | 2023/2024    |
| (1)                   | (14)          | (15)         | (16)           | (17)       | (18)         | (19)         |
| Pp. Kur               | 29            | 35           | -              | -          | 29           | 35           |
| Kur Selatan           | 170           | 169          | -              | -          | 170          | 169          |
| Tayando Tam           | 381           | 361          | -              | -          | 381          | 361          |
| Pulau Dullah Utara    | 804           | 866          | 376            | 343        | 1.180        | 1.209        |
| Pulau Dullah Selatan  | 1.342         | 1.340        | 541            | 536        | 1.883        | 1.876        |
| <b>Tual</b>           | <b>2.726</b>  | <b>2.771</b> | <b>917</b>     | <b>879</b> | <b>3.643</b> | <b>3.650</b> |

Catatan/Note: <sup>1</sup> Jumlah guru termasuk kepala sekolah dan guru/*The total of teachers including headmaster and teacher*  
 Sumber/Source: Kementerian Pendidikan, Kebudayaan, Riset, dan Teknologi, data semester ganjil/*Ministry of Education, Culture, Research, and Technology, Basic Education Data System, odd semester report data*

**Tabel**  
**Table 4.1.6**

**Jumlah Sekolah, Guru, dan Murid Madrasah Tsanawiyah (MTs) di Bawah Kementerian Agama Menurut Kecamatan di Kota Tual, 2022/2023 dan 2023/2024**  
**Number of Schools, Teachers, and Pupils in Madrasah Tsanawiyah (MTs) Under The Ministry of Religious Affairs by District in Tual Municipality , 2022/2023 and 2023/2024**

| Kecamatan<br>District | Sekolah/Schools |           |                |           |              |           |
|-----------------------|-----------------|-----------|----------------|-----------|--------------|-----------|
|                       | Negeri/Public   |           | Swasta/Private |           | Jumlah/Total |           |
|                       | 2022/2023       | 2023/2024 | 2022/2023      | 2023/2024 | 2022/2023    | 2023/2024 |
| (1)                   | (2)             | (3)       | (4)            | (5)       | (6)          | (7)       |
| Pp. Kur               | -               | -         | 1              | 1         | 1            | 1         |
| Kur Selatan           | -               | -         | 1              | 1         | 1            | 1         |
| Tayando Tam           | -               | -         | 1              | 1         | 1            | 1         |
| Pulau Dullah Utara    | -               | -         | 4              | 4         | 4            | 4         |
| Pulau Dullah Selatan  | -               | -         | -              | -         | -            | -         |
| <b>Tual</b>           | -               | -         | <b>7</b>       | <b>7</b>  | <b>7</b>     | <b>7</b>  |



Lanjutan Tabel/*Continued Table* 4.1.6

| Kecamatan<br>District | Guru/Teachers |           |                |           |              |           |
|-----------------------|---------------|-----------|----------------|-----------|--------------|-----------|
|                       | Negeri/Public |           | Swasta/Private |           | Jumlah/Total |           |
|                       | 2022/2023     | 2023/2024 | 2022/2023      | 2023/2024 | 2022/2023    | 2023/2024 |
| (1)                   | (8)           | (9)       | (10)           | (11)      | (12)         | (13)      |
| Pp. Kur               | -             | -         | 9              | 10        | 9            | 10        |
| Kur Selatan           | -             | -         | 11             | 13        | 11           | 13        |
| Tayando Tam           | -             | -         | 15             | 16        | 15           | 16        |
| Pulau Dullah Utara    | -             | -         | 49             | 53        | 49           | 53        |
| Pulau Dullah Selatan  | -             | -         | -              | -         | -            | -         |
| <b>Tual</b>           | -             | -         | <b>84</b>      | <b>92</b> | <b>84</b>    | <b>92</b> |

Lanjutan Tabel/*Continued Table* 4.1.6

| Kecamatan<br>District | Murid/Pupils  |           |                |            |              |            |
|-----------------------|---------------|-----------|----------------|------------|--------------|------------|
|                       | Negeri/Public |           | Swasta/Private |            | Jumlah/Total |            |
|                       | 2022/2023     | 2023/2024 | 2022/2023      | 2023/2024  | 2022/2023    | 2023/2024  |
| (1)                   | (14)          | (15)      | (16)           | (17)       | (18)         | (19)       |
| Pp. Kur               | -             | -         | 64             | 65         | 64           | 65         |
| Kur Selatan           | -             | -         | 95             | 99         | 95           | 99         |
| Tayando Tam           | -             | -         | 60             | 64         | 60           | 64         |
| Pulau Dullah Utara    | -             | -         | 295            | 228        | 295          | 228        |
| Pulau Dullah Selatan  | -             | -         | -              | -          | -            | -          |
| <b>Tual</b>           | -             | -         | <b>514</b>     | <b>456</b> | <b>514</b>   | <b>456</b> |

Catatan/Note: ....

Sumber/Source: Kementerian Agama, EMIS, Data Semester Ganjil/Ministry of Religious Affairs, EMIS, Odd semester report data

**Tabel** 4.1.7  
**Table**

**Jumlah Sekolah, Guru, dan Murid Sekolah Menengah Atas (SMA) di Bawah Kementerian Pendidikan, Kebudayaan, Riset, dan Teknologi Menurut Kecamatan di Kota Tual, 2022/2023 dan 2023/2024**  
***Number of Schools, Teachers, and Pupils in Senior High Schools Under The Ministry of Education, Culture, Research, and Technology by District in Tual Municipality, 2022/2023 and 2023/2024***

| Kecamatan<br>District | Sekolah/Schools |           |                |           |              |           |
|-----------------------|-----------------|-----------|----------------|-----------|--------------|-----------|
|                       | Negeri/Public   |           | Swasta/Private |           | Jumlah/Total |           |
|                       | 2022/2023       | 2023/2024 | 2022/2023      | 2023/2024 | 2022/2023    | 2023/2024 |
| (1)                   | (2)             | (3)       | (4)            | (5)       | (6)          | (7)       |
| Pp. Kur               | -               | -         | -              | -         | -            | -         |
| Kur Selatan           | 1               | 1         | -              | -         | 1            | 1         |
| Tayando Tam           | 1               | 1         | -              | -         | 1            | 1         |
| Pulau Dullah Utara    | 2               | 2         | 2              | 2         | 4            | 4         |
| Pulau Dullah Selatan  | 3               | 3         | 2              | 2         | 5            | 5         |
| <b>Tual</b>           | <b>7</b>        | <b>7</b>  | <b>4</b>       | <b>4</b>  | <b>11</b>    | <b>11</b> |

Lanjutan Tabel/*Continued Table 4.1.7*

| Kecamatan<br>District | Guru <sup>1</sup> /Teachers <sup>1</sup> |            |                |           |              |            |
|-----------------------|------------------------------------------|------------|----------------|-----------|--------------|------------|
|                       | Negeri/Public                            |            | Swasta/Private |           | Jumlah/Total |            |
|                       | 2022/2023                                | 2023/2024  | 2022/2023      | 2023/2024 | 2022/2023    | 2023/2024  |
| (1)                   | (8)                                      | (9)        | (10)           | (11)      | (12)         | (13)       |
| Pp. Kur               | -                                        | -          | -              | -         | -            | -          |
| Kur Selatan           | 18                                       | 14         | -              | -         | 18           | 14         |
| Tayando Tam           | 15                                       | 15         | -              | -         | 15           | 15         |
| Pulau Dullah Utara    | 32                                       | 30         | 37             | 30        | 69           | 60         |
| Pulau Dullah Selatan  | 121                                      | 132        | 38             | 40        | 159          | 172        |
| <b>Tual</b>           | <b>186</b>                               | <b>191</b> | <b>75</b>      | <b>70</b> | <b>261</b>   | <b>261</b> |

Lanjutan Tabel/Continued Table 4.1.7

| Kecamatan<br>District | Murid/Pupils  |              |                |            |              |            |
|-----------------------|---------------|--------------|----------------|------------|--------------|------------|
|                       | Negeri/Public |              | Swasta/Private |            | Jumlah/Total |            |
|                       | 2022/2023     | 2023/2024    | 2022/2023      | 2023/2024  | 2022/2023    | 2023/2024  |
| (1)                   | (14)          | (15)         | (16)           | (17)       | (18)         | (19)       |
| Pp. Kur               | -             | -            | -              | -          | -            | -          |
| Kur Selatan           | 216           | 176          | -              | -          | -            | -          |
| Tayando Tam           | 126           | 121          | -              | -          | -            | -          |
| Pulau Dullah Utara    | 243           | 254          | 517            | 535        | 517          | 535        |
| Pulau Dullah Selatan  | 1.658         | 1.650        | 435            | 430        | 435          | 430        |
| <b>Tual</b>           | <b>2.243</b>  | <b>2.201</b> | <b>952</b>     | <b>965</b> | <b>952</b>   | <b>965</b> |

Catatan/Note: <sup>1</sup> Jumlah guru termasuk kepala sekolah dan guru/The total of teachers including headmaster and teacher  
 Sumber/Source: Kementerian Pendidikan, Kebudayaan, Riset, dan Teknologi, data semester ganjil/Ministry of Education, Culture, Research, and Technology, Basic Education Data System, odd semester report data

**Tabel**  
**Table** 4.1.8

**Jumlah Sekolah, Guru, dan Murid Sekolah Menengah Kejuruan (SMK) di Bawah Kementerian Pendidikan, Kebudayaan, Riset, dan Teknologi Menurut Kecamatan di Kota Tual, 2022/2023 dan 2023/2024**  
***Number of Schools, Teachers, and Pupils in Vocational High Schools Under The Ministry of Education, Culture, Research, and Technology by District in Tual Municipality, 2022/2023 and 2023/2024***

| Kecamatan<br>District | Sekolah/Schools |           |                |           |              |           |
|-----------------------|-----------------|-----------|----------------|-----------|--------------|-----------|
|                       | Negeri/Public   |           | Swasta/Private |           | Jumlah/Total |           |
|                       | 2022/2023       | 2023/2024 | 2022/2023      | 2023/2024 | 2022/2023    | 2023/2024 |
| (1)                   | (2)             | (3)       | (4)            | (5)       | (6)          | (7)       |
| Pp. Kur               | -               | -         | -              | -         | -            | -         |
| Kur Selatan           | -               | -         | -              | -         | -            | -         |
| Tayando Tam           | 1               | 1         | -              | -         | 1            | 1         |
| Pulau Dullah Utara    | 1               | 1         | -              | -         | 1            | 1         |
| Pulau Dullah Selatan  | 1               | 1         | 3              | 3         | 4            | 4         |
| <b>Tual</b>           | <b>3</b>        | <b>3</b>  | <b>3</b>       | <b>3</b>  | <b>6</b>     | <b>6</b>  |

Lanjutan Tabel/*Continued Table* 4.1.8

| Kecamatan<br><i>District</i> | Guru <sup>1</sup> / <i>Teachers</i> <sup>1</sup> |           |                        |           |                      |            |
|------------------------------|--------------------------------------------------|-----------|------------------------|-----------|----------------------|------------|
|                              | Negeri/ <i>Public</i>                            |           | Swasta/ <i>Private</i> |           | Jumlah/ <i>Total</i> |            |
|                              | 2022/2023                                        | 2023/2024 | 2022/2023              | 2023/2024 | 2022/2023            | 2023/2024  |
| (1)                          | (8)                                              | (9)       | (10)                   | (11)      | (12)                 | (13)       |
| Pp. Kur                      | -                                                | -         | -                      | -         | -                    | -          |
| Kur Selatan                  | -                                                | -         | -                      | -         | -                    | -          |
| Tayando Tam                  | 15                                               | 16        | -                      | -         | 15                   | 16         |
| Pulau Dullah Utara           | 17                                               | 21        | -                      | -         | 17                   | 21         |
| Pulau Dullah Selatan         | 42                                               | 45        | 43                     | 39        | 85                   | 84         |
| <b>Tual</b>                  | <b>74</b>                                        | <b>82</b> | <b>43</b>              | <b>39</b> | <b>117</b>           | <b>121</b> |

Lanjutan Tabel/*Continued Table 4.1.8*

| Kecamatan<br><i>District</i> | Murid/ <i>Pupils</i>  |            |                        |            |                      |              |
|------------------------------|-----------------------|------------|------------------------|------------|----------------------|--------------|
|                              | Negeri/ <i>Public</i> |            | Swasta/ <i>Private</i> |            | Jumlah/ <i>Total</i> |              |
|                              | 2022/2023             | 2023/2024  | 2022/2023              | 2023/2024  | 2022/2023            | 2023/2024    |
| (1)                          | (14)                  | (15)       | (16)                   | (17)       | (18)                 | (19)         |
| Pp. Kur                      | -                     | -          | -                      | -          | -                    | -            |
| Kur Selatan                  | -                     | -          | -                      | -          | -                    | -            |
| Tayando Tam                  | 50                    | 81         | -                      | -          | 50                   | 81           |
| Pulau Dullah Utara           | 133                   | 139        | -                      | -          | 133                  | 139          |
| Pulau Dullah Selatan         | 564                   | 530        | 482                    | 551        | 1.046                | 1.081        |
| <b>Tual</b>                  | <b>747</b>            | <b>750</b> | <b>482</b>             | <b>551</b> | <b>1.229</b>         | <b>1.301</b> |

Catatan/*Note*: <sup>1</sup> Guru yang mengajar di 2 sekolah atau lebih dihitung di masing-masing sekolah. Jumlah guru termasuk kepala sekolah dan guru/*The teacher who taught in two schools or more counted in every school. The total of teachers including headmaster and teacher*

Sumber/*Source*: Kementerian Pendidikan, Kebudayaan, Riset, dan Teknologi, data semester ganjil/*Ministry of Education, Culture, Research, and Technology, Basic Education Data System, odd semester report data*



**Tabel**  
**Table** 4.1.9

**Jumlah Sekolah, Guru, dan Murid Madrasah Aliyah (MA) di Bawah Kementerian Agama Menurut Kecamatan di Kota Tual, 2022/2023 dan 2023/2024**  
**Number of Schools, Teachers, and Pupils in Madrasah Aliyah (MA) Under the Ministry of Religious Affairs by District in Tual Municipality, 2022/2023 and 2023/2024**

| Kecamatan<br>District | Sekolah/Schools |           |                |           |              |           |
|-----------------------|-----------------|-----------|----------------|-----------|--------------|-----------|
|                       | Negeri/Public   |           | Swasta/Private |           | Jumlah/Total |           |
|                       | 2022/2023       | 2023/2024 | 2022/2023      | 2023/2024 | 2022/2023    | 2023/2024 |
| (1)                   | (2)             | (3)       | (4)            | (5)       | (6)          | (7)       |
| Pp. Kur               | -               | -         | 1              | 1         | 1            | 1         |
| Kur Selatan           | -               | -         | -              | -         | -            | -         |
| Tayando Tam           | -               | -         | -              | -         | -            | -         |
| Pulau Dullah Utara    | -               | -         | 2              | 2         | 2            | 2         |
| Pulau Dullah Selatan  | -               | -         | 1              | 1         | 1            | 1         |
| <b>Tual</b>           | -               | -         | <b>4</b>       | <b>4</b>  | <b>4</b>     | <b>4</b>  |

Lanjutan Tabel/*Continued Table 4.1.9*

| Kecamatan<br>District | Guru/Teachers |           |                |           |              |           |
|-----------------------|---------------|-----------|----------------|-----------|--------------|-----------|
|                       | Negeri/Public |           | Swasta/Private |           | Jumlah/Total |           |
|                       | 2022/2023     | 2023/2024 | 2022/2023      | 2023/2024 | 2022/2023    | 2023/2024 |
| (1)                   | (8)           | (9)       | (10)           | (11)      | (12)         | (13)      |
| Pp. Kur               | -             | -         | 14             | 15        | 14           | 15        |
| Kur Selatan           | -             | -         | -              | -         | -            | -         |
| Tayando Tam           | -             | -         | -              | -         | -            | -         |
| Pulau Dullah Utara    | -             | -         | 23             | 29        | 23           | 29        |
| Pulau Dullah Selatan  | -             | -         | 8              | 5         | 8            | 5         |
| <b>Tual</b>           | -             | -         | <b>45</b>      | <b>49</b> | <b>45</b>    | <b>49</b> |

Lanjutan Tabel/*Continued Table 4.1.9*

| Kecamatan<br>District | Murid/Pupils  |           |                |            |              |            |
|-----------------------|---------------|-----------|----------------|------------|--------------|------------|
|                       | Negeri/Public |           | Swasta/Private |            | Jumlah/Total |            |
|                       | 2022/2023     | 2023/2024 | 2022/2023      | 2023/2024  | 2022/2023    | 2023/2024  |
| (1)                   | (14)          | (15)      | (16)           | (17)       | (18)         | (19)       |
| Pp. Kur               | -             | -         | 44             | 62         | 44           | 62         |
| Kur Selatan           | -             | -         | -              | -          | -            | -          |
| Tayando Tam           | -             | -         | -              | -          | -            | -          |
| Pulau Dullah Utara    | -             | -         | 138            | 138        | 138          | 138        |
| Pulau Dullah Selatan  | -             | -         | 24             | -          | 24           | -          |
| <b>Tual</b>           | -             | -         | <b>206</b>     | <b>200</b> | <b>206</b>   | <b>200</b> |

Sumber/Source: Kementerian Agama, EMIS, Data Semester Ganjil/Ministry of Religious Affairs, EMIS, Odd semester report data

**Tabel** 4.1.10 **Angka Partisipasi Murni (APM) dan Angka Partisipasi Kasar (APK) Menurut Jenjang Pendidikan di Kota Tual, 2022 dan 2023**  
**Net Enrollment Rate and Gross Enrollment Ratio by Educational Level in Tual Municipality, 2022 and 2023**

| Jenjang Pendidikan<br><i>Educational Level</i>        | Angka Partisipasi Murni (APM)<br><i>Net Enrollment Rate</i> |       | Angka Partisipasi Kasar (APK)<br><i>Gross Enrollment Ratio</i> |      |
|-------------------------------------------------------|-------------------------------------------------------------|-------|----------------------------------------------------------------|------|
|                                                       | 2022                                                        | 2023  | 2022                                                           | 2023 |
| (1)                                                   | (2)                                                         | (3)   | (4)                                                            | (5)  |
| SD/MI/Sederajat<br><i>Primary School</i>              | 93,59                                                       | 93,44 | 108,32                                                         | ...  |
| SMP/MTs/ Sederajat<br><i>Lower Secondary School</i>   | 73,36                                                       | 74,39 | 85,30                                                          | ...  |
| SMA/SMK/MA/Sederajat<br><i>Upper Secondary School</i> | 71,22                                                       | 74,85 | 123,93                                                         | ...  |

Sumber/Source: Badan Pusat Statistik, Survei Sosial Ekonomi Nasional (Susenas)/BPS-Statistics Indonesia, National Socioeconomic Survey

**Tabel**  
**Table** 4.1.11

**Persentase Penduduk Berumur 15 Tahun ke Atas yang Melek Huruf Menurut Kelompok Umur di Kota Tual, 2022 dan 2023**  
**Percentage of Literate People Aged 15 Years and Over by Age Group in Tual Municipality, 2022 and 2023**

| Kelompok Umur<br><i>Age Group</i> | 2022      | 2023      |
|-----------------------------------|-----------|-----------|
| (1)                               | (2)       | (3)       |
| 15–19                             | NA        | NA        |
| 20–24                             | NA        | NA        |
| 25–29                             | NA        | NA        |
| 30–34                             | NA        | NA        |
| 35–39                             | NA        | NA        |
| 40–44                             | NA        | NA        |
| 45–49                             | NA        | NA        |
| 50+                               | NA        | NA        |
| <b>Jumlah/Total</b>               | <b>NA</b> | <b>NA</b> |

Catatan/Note: ...

Sumber/Source: Badan Pusat Statistik, Survei Sosial Ekonomi Nasional (Susenas)/BPS-Statistics Indonesia, National Socioeconomic Survey

**Tabel 4.1.12** Jumlah Desa<sup>1</sup>/Kelurahan yang Memiliki Fasilitas Sekolah Menurut Kecamatan dan Tingkat Pendidikan di Kota Tual, 2019–2021  
**Number of Villages<sup>1</sup>/Kelurahan Having Educational Facilities by District and Educational Level in Tual Municipality, 2019–2021**

| Kecamatan<br>District | SD<br>Primary School |           |           |
|-----------------------|----------------------|-----------|-----------|
|                       | 2019                 | 2020      | 2021      |
| (1)                   | (2)                  | (3)       | (4)       |
| Pp. Kur               | 3                    | 3         | 3         |
| Kur Selatan           | 6                    | 6         | 6         |
| Tayando Tam           | 5                    | 5         | 5         |
| Pulau Dullah Utara    | 8                    | 8         | 8         |
| Pulau Dullah Selatan  | 5                    | 5         | 5         |
| <b>Tual</b>           | <b>27</b>            | <b>27</b> | <b>27</b> |

Lanjutan Tabel/*Continued Table* 4.1.12

| Kecamatan<br><i>District</i> | SMP<br><i>Junior High School</i> |           |           |
|------------------------------|----------------------------------|-----------|-----------|
|                              | 2019                             | 2020      | 2021      |
| (1)                          | (5)                              | (6)       | (7)       |
| Pp. Kur                      | 2                                | 2         | 2         |
| Kur Selatan                  | 4                                | 4         | 4         |
| Tayando Tam                  | 4                                | 4         | 4         |
| Pulau Dullah Utara           | 6                                | 6         | 6         |
| Pulau Dullah Selatan         | 5                                | 5         | 5         |
| <b>Tual</b>                  | <b>21</b>                        | <b>21</b> | <b>21</b> |

Lanjutan Tabel/*Continued Table* 4.1.12

| Kecamatan<br><i>District</i> | SMA<br><i>Senior High School</i> |          |           |
|------------------------------|----------------------------------|----------|-----------|
|                              | 2019                             | 2020     | 2021      |
| (1)                          | (8)                              | (9)      | (10)      |
| Pp. Kur                      | 1                                | 1        | 1         |
| Kur Selatan                  | 1                                | 1        | 2         |
| Tayando Tam                  | 1                                | 1        | 1         |
| Pulau Dullah Utara           | 4                                | 4        | 4         |
| Pulau Dullah Selatan         | 2                                | 2        | 2         |
| <b>Tual</b>                  | <b>9</b>                         | <b>9</b> | <b>10</b> |



Lanjutan Tabel/*Continued Table* 4.1.12

| Kecamatan<br><i>District</i> | SMK<br><i>Vocational School</i> |          |          |
|------------------------------|---------------------------------|----------|----------|
|                              | 2019                            | 2020     | 2021     |
| (1)                          | (11)                            | (12)     | (13)     |
| Pp. Kur                      | –                               | –        | –        |
| Kur Selatan                  | –                               | –        | –        |
| Tayando Tam                  | 1                               | 1        | 1        |
| Pulau Dullah Utara           | 1                               | 1        | 1        |
| Pulau Dullah Selatan         | 3                               | 3        | 3        |
| <b>Tual</b>                  | <b>5</b>                        | <b>5</b> | <b>5</b> |

Lanjutan Tabel/*Continued Table* 4.1.12

| Kecamatan<br><i>District</i> | Perguruan Tinggi<br><i>University</i> |          |          |
|------------------------------|---------------------------------------|----------|----------|
|                              | 2019                                  | 2020     | 2021     |
| (1)                          | (14)                                  | (15)     | (16)     |
| Pp. Kur                      | –                                     | –        | –        |
| Kur Selatan                  | –                                     | –        | –        |
| Tayando Tam                  | –                                     | –        | –        |
| Pulau Dullah Utara           | 1                                     | 1        | 1        |
| Pulau Dullah Selatan         | 1                                     | 1        | 1        |
| <b>Tual</b>                  | <b>2</b>                              | <b>2</b> | <b>2</b> |

Catatan/*Note*: <sup>1</sup> Desa pada tabel ini termasuk Unit Permukiman Transmigrasi (UPT) yang masih dibina oleh kementerian terkait dan nagari di Provinsi Sumatera Barat/*Villages in this table include Transmigration Settlement Unit which is still fostered by the relevant ministries and the nagari in the Province of Sumatera Barat*

Sumber/*Source*: Badan Pusat Statistik, Pendataan Potensi Desa (Podes)/ *BPS-Statistics Indonesia, Village Potential Data Collection*

**Tabel**  
**Table** 4.1.13

**Jumlah Dosen dan Mahasiswa di Menurut PT di Kota Tual, 2023**  
**Number of Lecturers and Students by PT in Tual City, 2023**

| Perguruan Tinggi   | Jurusan<br>Mayor           | Dosen | Mahasiswa |           |        |
|--------------------|----------------------------|-------|-----------|-----------|--------|
|                    |                            |       | Laki-laki | Perempuan | Jumlah |
| (1)                | (2)                        | (3)   | (4)       | (5)       | (6)    |
| Uningrat           | Manajemen Keuangan         | 12    | 136       | 289       | 425    |
|                    | Ekonomi Pembangunan        | 9     | 178       | 190       | 368    |
|                    | PGSD                       | 3     | 13        | 67        | 80     |
|                    | Pend. Bahasa Inggris       | 3     | 1         | 8         | 9      |
|                    | Akuntansi                  | 5     | 5         | 7         | 12     |
|                    | Ilmu Komputer              | 3     | 30        | 16        | 46     |
|                    | Teknologi Hasil Perikanan  | 2     | -         | -         | -      |
|                    | Agribisnis                 | 1     | -         | -         | -      |
| STIT As-Salama     | Ilmu Hukum                 | 20    | 346       | 237       | 583    |
|                    | Pendidikan Agama Islam     | 30    | 45        | 165       | 210    |
| STIA Darul Rachman | Manajemen Pendidikan Islam | 17    | 50        | 225       | 275    |
|                    | Ilmu Administrasi Negara   | 14    | 16        | 6         | 22     |
|                    | Ilmu Administrasi Niaga    | 14    | 17        | 15        | 32     |

Sumber/Source: Perguruan Tinggi di Kota Tual/Universities in Tual City

**Tabel**  
**Table** 4.1.14

**Jumlah Lembaga, Guru, dan Murid di PAUD di Bawah Kementerian Pendidikan dan Kebudayaan Menurut Kecamatan di Kota Tual, 2021/2022 dan 2022/2023**  
**Number of Institutions, Teachers and Students in PAUD Under the Ministry of Education and Culture According to Districts in Tual City, 2021/2022 and 2022/2023**

| Kecamatan            | Kelompok Bermain |           | Lembaga             |           | Jumlah     |            |
|----------------------|------------------|-----------|---------------------|-----------|------------|------------|
|                      |                  |           | Satuan PAUD Sejenis |           |            |            |
|                      | 2022/2023        | 2023/2024 | 2022/2023           | 2023/2024 | (6)        | (7)        |
| (1)                  | (2)              | (3)       | (4)                 | (5)       | (6)        | (7)        |
| Pp. Kur              | 6                | 6         | -                   | -         | 6          | 6          |
| Kur Selatan          | 5                | 5         | -                   | -         | 5          | 5          |
| Tayando Tam          | 11               | 11        | 2                   | 2         | 13         | 13         |
| Pulau Dullah Utara   | 19               | 20        | 19                  | 19        | 38         | 39         |
| Pulau Dullah Selatan | 31               | 31        | 29                  | 29        | 60         | 60         |
| <b>Tual</b>          | <b>72</b>        | <b>73</b> | <b>50</b>           | <b>50</b> | <b>122</b> | <b>123</b> |

Lanjutan Tabel/*Continued Table* 4.1.14

| Kecamatan            | Kelompok Bermain |            | Pendidik            |            | Jumlah     |            |
|----------------------|------------------|------------|---------------------|------------|------------|------------|
|                      |                  |            | Satuan PAUD Sejenis |            |            |            |
|                      | 2022/2023        | 2023/2024  | 2022/2023           | 2023/2024  | (6)        | (7)        |
| (1)                  | (2)              | (3)        | (4)                 | (5)        | (6)        | (7)        |
| Pp. Kur              | 16               | 18         | -                   | -          | 16         | 18         |
| Kur Selatan          | 18               | 15         | -                   | -          | 18         | 15         |
| Tayando Tam          | 33               | 33         | 6                   | 6          | 39         | 39         |
| Pulau Dullah Utara   | 58               | 61         | 60                  | 56         | 118        | 117        |
| Pulau Dullah Selatan | 103              | 101        | 85                  | 87         | 188        | 188        |
| <b>Tual</b>          | <b>228</b>       | <b>228</b> | <b>151</b>          | <b>149</b> | <b>379</b> | <b>377</b> |

Lanjutan Tabel/*Continued Table* 4.1.14

| Kecamatan            | Kelompok Bermain |              | Siswa               |              | Jumlah       |              |
|----------------------|------------------|--------------|---------------------|--------------|--------------|--------------|
|                      |                  |              | Satuan PAUD Sejenis |              |              |              |
|                      | 2022/2023        | 2023/2024    | 2022/2023           | 2023/2024    | (6)          | (7)          |
| (1)                  | (2)              | (3)          | (4)                 | (5)          | (6)          | (7)          |
| Pp. Kur              | 111              | 143          | -                   | -            | 111          | 143          |
| Kur Selatan          | 143              | 140          | -                   | -            | 143          | 140          |
| Tayando Tam          | 302              | 386          | 73                  | 73           | 375          | 459          |
| Pulau Dullah Utara   | 552              | 531          | 468                 | 408          | 1.020        | 939          |
| Pulau Dullah Selatan | 1.046            | 1142         | 688                 | 712          | 1.734        | 1.854        |
| <b>Tual</b>          | <b>2.154</b>     | <b>2.342</b> | <b>1.229</b>        | <b>1.193</b> | <b>3.383</b> | <b>3.535</b> |

Sumber/*Source*: Dinas Pendidikan dan Kebudayaan Kota Tual, / *Educations and Culture Department of Tual Municipality*

## 4.2 KESEHATAN HEALTH

**Tabel** 4.2.1 **Jumlah Desa<sup>1</sup>/Kelurahan Yang Memiliki Sarana Kesehatan Menurut Kecamatan di Kota Tual, 2021–2023**  
**Table** **Number of Villages<sup>1</sup>/Kelurahan Having Health Facilities by District in Tual Municipality, 2021–2023**

| Kecamatan<br><i>District</i> | Rumah Sakit<br><i>Hospital</i> |          |          |
|------------------------------|--------------------------------|----------|----------|
|                              | 2019                           | 2020     | 2021     |
| (1)                          | (2)                            | (3)      | (4)      |
| Pp. Kur                      | –                              | –        | –        |
| Kur Selatan                  | –                              | –        | –        |
| Tayando Tam                  | –                              | –        | –        |
| Pulau Dullah Utara           | 1                              | 1        | 1        |
| Pulau Dullah Selatan         | –                              | –        | –        |
| <b>Tual</b>                  | <b>1</b>                       | <b>1</b> | <b>1</b> |

Lanjutan Tabel/*Continued Table* 4.2.1

| Kecamatan<br><i>District</i> | Rumah Sakit Bersalin<br><i>Maternity Hospital</i> |      |      |
|------------------------------|---------------------------------------------------|------|------|
|                              | 2019                                              | 2020 | 2021 |
| (1)                          | (5)                                               | (6)  | (7)  |
| Pp. Kur                      | –                                                 | –    | –    |
| Kur Selatan                  | –                                                 | –    | –    |
| Tayando Tam                  | –                                                 | –    | –    |
| Pulau Dullah Utara           | –                                                 | –    | –    |
| Pulau Dullah Selatan         | –                                                 | –    | –    |
| <b>Tual</b>                  | –                                                 | –    | –    |



Lanjutan Tabel/*Continued Table 4.2.1*

| Kecamatan<br><i>District</i> | Poliklinik<br><i>Polyclinic</i> |          |          |
|------------------------------|---------------------------------|----------|----------|
|                              | 2019                            | 2020     | 2021     |
| (1)                          | (8)                             | (9)      | (10)     |
| Pp. Kur                      | –                               | –        | –        |
| Kur Selatan                  | –                               | –        | –        |
| Tayando Tam                  | –                               | –        | –        |
| Pulau Dullah Utara           | –                               | –        | –        |
| Pulau Dullah Selatan         | 2                               | 2        | 2        |
| <b>Tual</b>                  | <b>2</b>                        | <b>2</b> | <b>2</b> |

Lanjutan Tabel/*Continued Table 4.2.1*

| Kecamatan<br><i>District</i> | Puskesmas<br><i>Public Health Center</i> |           |           |
|------------------------------|------------------------------------------|-----------|-----------|
|                              | 2019                                     | 2020      | 2021      |
| (1)                          | (11)                                     | (12)      | (13)      |
| Pp. Kur                      | 2                                        | 2         | 2         |
| Kur Selatan                  | 2                                        | 2         | 2         |
| Tayando Tam                  | 3                                        | 3         | 3         |
| Pulau Dullah Utara           | 5                                        | 5         | 5         |
| Pulau Dullah Selatan         | 3                                        | 3         | 3         |
| <b>Tual</b>                  | <b>15</b>                                | <b>15</b> | <b>15</b> |

Lanjutan Tabel/*Continued Table* 4.2.1

| Kecamatan<br><i>District</i> | Puskesmas Pembantu<br><i>Subsidiary of Public Health Center</i> |          |          |
|------------------------------|-----------------------------------------------------------------|----------|----------|
|                              | 2019                                                            | 2020     | 2021     |
| (1)                          | (14)                                                            | (15)     | (16)     |
| Pp. Kur                      | –                                                               | –        | –        |
| Kur Selatan                  | –                                                               | –        | –        |
| Tayando Tam                  | 2                                                               | 3        | 2        |
| Pulau Dullah Utara           | 1                                                               | 1        | 1        |
| Pulau Dullah Selatan         | 1                                                               | 3        | 2        |
| <b>Tual</b>                  | <b>4</b>                                                        | <b>7</b> | <b>5</b> |

Lanjutan Tabel/*Continued Table 4.2.1*

| Kecamatan<br><i>District</i> | Apotek<br><i>Pharmacy</i> |          |          |
|------------------------------|---------------------------|----------|----------|
|                              | 2019                      | 2020     | 2021     |
| (1)                          | (17)                      | (18)     | (19)     |
| Pp. Kur                      | –                         | –        | –        |
| Kur Selatan                  | –                         | –        | –        |
| Tayando Tam                  | –                         | –        | –        |
| Pulau Dullah Utara           | –                         | –        | –        |
| Pulau Dullah Selatan         | 1                         | 1        | 3        |
| <b>Tual</b>                  | <b>1</b>                  | <b>1</b> | <b>3</b> |

Catatan/*Note*: <sup>1</sup> Desa pada tabel ini termasuk Unit Permukiman Transmigrasi (UPT) yang masih dibina oleh kementerian terkait dan nagari di Provinsi Sumatera Barat/*Villages in this table include Transmigration Settlement Unit which is still fostered by the relevant ministries and the nagari in the Province of Sumatera Barat*

Sumber/*Source*: Badan Pusat Statistik, Pendataan Potensi Desa (Podes)/*BPS-Statistics Indonesia, Village Potential Data Collecting*

**Tabel**  
**Table** 4.2.2

**Jumlah Tenaga Kesehatan Menurut Kecamatan di Kota Tual, 2023**  
**Number of Health Human Resources by District in Tual Municipality, 2023**

| Kecamatan<br>District | Tenaga<br>Medis <sup>1</sup><br>Medical<br>Worker <sup>1</sup> | Psikologi<br>Klinis<br>Clinical<br>Psychology | Tenaga<br>Keperawatan<br>Nursing<br>Worker | Tenaga<br>Kebidanan<br>Midwifery<br>Worker | Tenaga<br>Kefarmasian<br>Pharmaceutical<br>Worker |
|-----------------------|----------------------------------------------------------------|-----------------------------------------------|--------------------------------------------|--------------------------------------------|---------------------------------------------------|
| (1)                   | (2)                                                            | (3)                                           | (4)                                        | (5)                                        | (6)                                               |
| Pp. Kur               | 2                                                              | -                                             | 36                                         | 16                                         | 2                                                 |
| Kur Selatan           | 2                                                              | -                                             | 24                                         | 15                                         | 2                                                 |
| Tayando Tam           | 3                                                              | -                                             | 32                                         | 26                                         | 2                                                 |
| Pulau Dullah Utara    | 21                                                             | -                                             | 232                                        | 82                                         | 24                                                |
| Pulau Dullah Selatan  | 5                                                              | -                                             | 67                                         | 42                                         | 8                                                 |
| <b>Tual</b>           | <b>33</b>                                                      | <b>-</b>                                      | <b>391</b>                                 | <b>181</b>                                 | <b>38</b>                                         |

Lanjutan Tabel/*Continued Table 4.2.2*

| Kecamatan<br><i>District</i> | Tenaga<br>Kesehatan<br>Masyarakat<br><i>Public Health<br/>worker</i> | Tenaga<br>Kesehatan<br>Lingkungan<br>Enviromental<br><i>Health Worker</i> | Tenaga Gizi<br><i>Nutritionist</i> | Tenaga Keterampilan<br>Fisik<br><i>Physical<br/>Therapists</i> |
|------------------------------|----------------------------------------------------------------------|---------------------------------------------------------------------------|------------------------------------|----------------------------------------------------------------|
| (1)                          | (7)                                                                  | (8)                                                                       | (9)                                | (10)                                                           |
| Pp. Kur                      | 6                                                                    | 4                                                                         | 3                                  | -                                                              |
| Kur Selatan                  | 5                                                                    | 2                                                                         | 4                                  | -                                                              |
| Tayando Tam                  | 10                                                                   | 4                                                                         | 3                                  | -                                                              |
| Pulau Dullah Utara           | 42                                                                   | 13                                                                        | 22                                 | 6                                                              |
| Pulau Dullah Selatan         | 7                                                                    | 5                                                                         | 6                                  | 1                                                              |
| <b>Tual</b>                  | <b>70</b>                                                            | <b>28</b>                                                                 | <b>38</b>                          | <b>7</b>                                                       |

Lanjutan Tabel/*Continued Table 4.2.2*

| Kecamatan<br><i>District</i> | Tenaga Ketenikisan<br>Medis<br><i>Medical Technicians</i> | Tenaga Teknik<br>Biomedika<br><i>Biomedical Engineer</i> | Tenaga Kesehatan<br>Tradisional<br><i>Traditional Health<br/>Worker</i> |
|------------------------------|-----------------------------------------------------------|----------------------------------------------------------|-------------------------------------------------------------------------|
| (1)                          | (11)                                                      | (12)                                                     | (13)                                                                    |
| Pp. Kur                      | -                                                         | 2                                                        | -                                                                       |
| Kur Selatan                  | -                                                         | 1                                                        | -                                                                       |
| Tayando Tam                  | -                                                         | 3                                                        | -                                                                       |
| Pulau Dullah Utara           | 4                                                         | 14                                                       | -                                                                       |
| Pulau Dullah Selatan         | -                                                         | 4                                                        | -                                                                       |
| <b>Tual</b>                  | <b>4</b>                                                  | <b>24</b>                                                | <b>-</b>                                                                |

Catatan/*Note*: <sup>1</sup> Tenaga medis terdiri atas dokter, dokter gigi, dokter spesialis, dan dokter gigi spesialis baik di dalam maupun di luar negeri yang diakui oleh Pemerintah RI sesuai dengan peraturan perundang-undangan (UU No. 29 Tahun 2004 tentang Praktik Kedokteran)/*Medical worker includes doctor, dentist, medical specialist, and dentist specialist at home and abroad recognized by Indonesian government in accordance with the laws and regulations (Law No. 29 year 2004 about Medical Practice)*

Sumber/*Source*: Dinas Kesehatan Kota Tual/ *Tual City Health Department*

**Tabel**  
**Table** 4.2.3

**Jumlah Rumah Sakit Umum, Rumah Sakit Khusus, dan Puskesmas Menurut Kecamatan di Kota Tual, 2022 dan 2023**  
**Number of General Hospital, Specialized Hospital, dan Public Health Center by District in Tual Municipality, 2022 and 2023**

| Kecamatan<br>District | Rumah Sakit Umum<br>General Hospital |          | Rumah Sakit Khusus<br>Specialized Hospital |          |
|-----------------------|--------------------------------------|----------|--------------------------------------------|----------|
|                       | 2022                                 | 2023     | 2022                                       | 2023     |
| (1)                   | (2)                                  | (3)      | (4)                                        | (5)      |
| Pp. Kur               | -                                    | -        | -                                          | -        |
| Kur Selatan           | -                                    | -        | -                                          | -        |
| Tayando Tam           | -                                    | -        | -                                          | -        |
| Pulau Dullah Utara    | 1                                    | 1        | -                                          | -        |
| Pulau Dullah Selatan  | -                                    | -        | -                                          | -        |
| <b>Tual</b>           | <b>1</b>                             | <b>1</b> | <b>-</b>                                   | <b>-</b> |



Lanjutan Tabel/*Continued Table* 4.2.3

| Kecamatan<br><i>District</i> | Puskesmas |           | Klinik Pertama |          | Posyandu  |           |
|------------------------------|-----------|-----------|----------------|----------|-----------|-----------|
|                              | 2022      | 2023      | 2022           | 2023     | 2022      | 2023      |
| (1)                          | (6)       | (7)       | (8)            | (9)      |           |           |
| Pp. Kur                      | 2         | 3         | -              | 0        | 6         | 6         |
| Kur Selatan                  | 2         | 1         | -              | 0        | 10        | 10        |
| Tayando Tam                  | 3         | 3         | -              | 0        | 10        | 10        |
| Pulau Dullah Utara           | 5         | 5         | 1              | 1        | 28        | 28        |
| Pulau Dullah Selatan         | 3         | 3         | 2              | 2        | 40        | 40        |
| <b>Tual</b>                  | <b>15</b> | <b>15</b> | <b>3</b>       | <b>3</b> | <b>94</b> | <b>94</b> |

Lanjutan Tabel/*Continued Table* 4.2.3

| Kecamatan<br><i>District</i> | Puskesmas <sup>1</sup> Rawat Inap<br><i>Public Health Center<sup>1</sup><br/>with Inpatient Care</i> |          | Puskesmas <sup>1</sup><br>Non Rawat Inap<br><i>Public Health Center<sup>1</sup><br/>without Inpatient Care</i> |           |
|------------------------------|------------------------------------------------------------------------------------------------------|----------|----------------------------------------------------------------------------------------------------------------|-----------|
|                              | 2022                                                                                                 | 2023     | 2022                                                                                                           | 2023      |
| (1)                          | (6)                                                                                                  | (7)      | (8)                                                                                                            | (9)       |
| Pp. Kur                      | 1                                                                                                    | 1        | 2                                                                                                              | 2         |
| Kur Selatan                  | 0                                                                                                    | 0        | 1                                                                                                              | 1         |
| Tayando Tam                  | 1                                                                                                    | 1        | 2                                                                                                              | 2         |
| Pulau Dullah Utara           | 0                                                                                                    | 0        | 5                                                                                                              | 5         |
| Pulau Dullah Selatan         | 0                                                                                                    | 0        | 3                                                                                                              | 3         |
| <b>Tual</b>                  | <b>2</b>                                                                                             | <b>2</b> | <b>13</b>                                                                                                      | <b>13</b> |

Catatan/*Note*: <sup>1</sup> Puskesmas yang teregistrasi/*Registered Public Health Center*  
 Sumber/*Source*: Dinas Kesehatan Kota Tual/*Tual City Health Department*

**Tabel** 4.2.4  
**Table**

**Lokasi Puskesmas Rawat Inap dan Jumlah Tempat Tidur menurut Kecamatan di Kota Tual, 2023**  
*Location of Inpatient Health Centers and Number of Beds by District in Tual City, 2023*

| Kecamatan<br><i>District</i> | Lokasi<br><i>Location</i> | Jumlah Tempat Tidur<br><i>Total Beds</i> |
|------------------------------|---------------------------|------------------------------------------|
| (1)                          | (2)                       | (3)                                      |
| Pp. Kur                      | Desa Tubyal               | 7                                        |
| Kur Selatan                  |                           | -                                        |
| Tayando Tam                  | Desa Tayando Yamtel       | 3                                        |
| Pulau Dullah Utara           |                           | -                                        |
| Pulau Dullah Selatan         |                           | -                                        |
| <b>Tual</b>                  |                           | <b>10</b>                                |

Catatan/Note: <sup>1</sup> Puskesmas yang teregistrasi/Registered Public Health Center  
Sumber/Source: Dinas Kesehatan Kota Tual/ Tual City Health Department

**Tabel 4.2.5 Hasil Monitoring Status Gizi pada Beberapa Desa UPGK menurut Kecamatan di Kota Tual, 2023**  
**Results of Monitoring Nutritional Status in Several UPGK Villages by District in Tual City, 2023**

| Kecamatan<br><i>District</i> | Kader<br>Gizi | Balita yang<br>Ditimbang | Status Gizi |              |           |          |
|------------------------------|---------------|--------------------------|-------------|--------------|-----------|----------|
|                              |               |                          | Lebih       | Baik         | Kurang    | Buruk    |
| (1)                          | (2)           | (3)                      | (4)         | (5)          | (6)       | (7)      |
| Pp. Kur                      | 30            | 164                      | -           | 162          | -         | -        |
| Kur Selatan                  | 48            | 186                      | 1           | 166          | 6         | -        |
| Tayando Tam                  | 57            | 363                      | 5           | 288          | 15        | -        |
| Pulau Dullah Utara           | 122           | 1.130                    | 29          | 1.015        | 21        | 4        |
| Pulau Dullah Selatan         | 173           | 1.780                    | 18          | 1.679        | 17        | 4        |
| <b>Tual</b>                  | <b>430</b>    | <b>3.623</b>             | <b>53</b>   | <b>3.310</b> | <b>59</b> | <b>8</b> |

Catatan/Note: <sup>1</sup> Puskesmas yang teregistrasi/Registered Public Health Center

Sumber/Source: Dinas Kesehatan Kota Tual/ Tual City Health Department

**Tabel**  
**Table** 4.2.6

**Jumlah Pengunjung Balai Kesehatan Ibu dan Anak dan  
Tenaga Penolong Persalinan menurut Kecamatan di Kota  
Tual, 2023**

*Number of Visitors to Maternal and Child Health Centers  
and Delivery Personnel by District in Tual City, 2023*

| Kecamatan<br><i>District</i> | Kunjungan    |              |            |              |               |
|------------------------------|--------------|--------------|------------|--------------|---------------|
|                              | Bayi         | Balita       | Ibu Hamil  | Ibu menyusui | Jumlah        |
| (1)                          | (2)          | (3)          | (4)        | (5)          | (6)           |
| Pp. Kur                      | 40           | 228          | 32         | 59           | 359           |
| Kur Selatan                  | 47           | 142          | 39         | 74           | 302           |
| Tayando Tam                  | 79           | 1730         | 67         | 144          | 2.020         |
| Pulau Dullah Utara           | 330          | 1.474        | 312        | 414          | 2.530         |
| Pulau Dullah Selatan         | 572          | 3.208        | 545        | 656          | 4.981         |
| <b>Tual</b>                  | <b>1.068</b> | <b>6.782</b> | <b>995</b> | <b>1.347</b> | <b>10.192</b> |

Lanjutan Tabel/*Continued Table 4.2.6*

| Kecamatan<br><i>District</i> | Persalinan yang Ditolong |                |              |
|------------------------------|--------------------------|----------------|--------------|
|                              | Bidan                    | Dukun Terlatih | Jumlah       |
| (1)                          | (2)                      | (3)            | (6)          |
| Pp. Kur                      | 28                       | -              | 28           |
| Kur Selatan                  | 47                       | -              | 47           |
| Tayando Tam                  | 62                       | -              | 74           |
| Pulau Dullah Utara           | 315                      | -              | 330          |
| Pulau Dullah Selatan         | 567                      | -              | 578          |
| <b>Tual</b>                  | <b>1.019</b>             | <b>-</b>       | <b>1.057</b> |

Catatan/Note: <sup>1</sup> Puskesmas yang teregistrasi/*Registered Public Health Center*  
 Sumber/Source: Dinas Kesehatan Kota Tual/*Tual City Health Department*

**Tabel 4.2.7**  
**Table**

**Hasil Cakupan Imunisasi menurut Jenis dan Kecamatan di Kota Tual, 2023**  
**Immunization Coverage Results by Type and District in Tual City, 2023**

| Kecamatan<br>District | BCG-Polio 1        | DPT 1-Polio 2      | DPT 2-Polio 3      | DPT 3-Polio 4      | Campak       | TT1 Ibu Hamil | TT2 Ibu Hamil |
|-----------------------|--------------------|--------------------|--------------------|--------------------|--------------|---------------|---------------|
| (1)                   | (2)                | (3)                | (4)                | (5)                | (6)          | (7)           | (8)           |
| Pp. Kur               | 32-32              | 49-49              | 7-8                | 5-6                | 53           | 13            | 12            |
| Kur Selatan           | 27-27              | 16-19              | 30-30              | 51-54              | 31           | 2             | 0             |
| Tayando Tam           | 72-72              | 90-90              | 69-69              | 77-77              | 80           | 16            | 12            |
| Pulau Dullah Utara    | 368-368            | 337-370            | 342-363            | 349-362            | 375          | 83            | 65            |
| Pulau Dullah Selatan  | 632-632            | 743-743            | 758-758            | 696-696            | 755          | 178           | 144           |
| <b>Tual</b>           | <b>1.131-1.131</b> | <b>1.235-1.271</b> | <b>1.206-1.228</b> | <b>1.178-1.195</b> | <b>1.294</b> | <b>292</b>    | <b>233</b>    |

Catatan/Note: <sup>1</sup> Puskesmas yang teregistrasi/Registered Public Health Center  
Sumber/Source: Dinas Kesehatan Kota Tual/ Tual City Health Department

**Tabel 4.2.8** Jumlah Bayi Lahir, Bayi Berat Badan Lahir Rendah (BBLR), BBLR Dirujuk, dan Bergizi Buruk di Kota Tual, 2023  
**Number of Babies Born, Low Birth Weight (LBW), Referred LBW, and Malnourished Babies in Tual City, 2023**

| Tahun<br>Year | Bayi Lahir<br>Births | BBLR/LBW        |                    | Gizi Buruk<br>Malnutrition |
|---------------|----------------------|-----------------|--------------------|----------------------------|
|               |                      | Jumlah<br>Total | Dirujuk<br>Treated |                            |
| (1)           | (2)                  | (3)             | (4)                | (5)                        |
| 2019          | 1.221                | 33              | 3                  | 4                          |
| 2020          | 1.137                | 40              | -                  | 2                          |
| 2021          | 1.092                | 41              | 5                  | 4                          |
| 2022          | 886                  | 109             | -                  | 5                          |
| 2023          | 1.068                | 42              | -                  | 8                          |

Catatan/Note: <sup>1</sup> Puskesmas yang teregistrasi/Registered Public Health Center  
 Sumber/Source: Dinas Kesehatan Kota Tual/ Tual City Health Department



**Tabel 4.2.9**  
**Table**

**Jumlah Ibu Hamil, Melakukan Kunjungan K1, Melakukan Kunjungan K4, Kurang Energi Kronis (KEK), dan Mendapat Tablet Zat Besi (Fe, 2012-2019) di Kota Tual, 2019-2023**  
**Number of Pregnant Women, Having K1 Visits, K4 Visits, Chronic Energy Deficiency (KEK), and Receiving Iron Tablets (Fe, 2012-2019) in Tual City, 2019-2023**

| Tahun<br>Year | Jumlah Ibu Hamil | Melakukan Kunjungan K1 | Melakukan Kunjungan K4 | Kurang Energi Kronis (KEK) | Mendapat Zat Besi (Fe) |       |
|---------------|------------------|------------------------|------------------------|----------------------------|------------------------|-------|
|               |                  |                        |                        |                            | F1                     | F3    |
| (1)           | (2)              | (3)                    | (4)                    | (5)                        | (6)                    | (7)   |
| 2019          | 1.675            | 1440                   | 1.201                  | 164                        | 1.201                  | -     |
| 2020          | 1.897            | 1.265                  | 1.022                  | 183                        | 1.265                  | 1.222 |
| 2021          | 1.246            | 1.293                  | 915                    | 186                        | 1.144                  | 1.138 |
| 2022          | 1.371            | 775                    | 985                    | 203                        | 1.228                  | 918   |
| 2023          | 1.412            | 1.297                  | 995                    | 222                        | 1.297                  | 995   |

Catatan/Note: <sup>1</sup> Puskesmas yang teregistrasi/Registered Public Health Center  
Sumber/Source: Dinas Kesehatan Kota Tual/ Tual City Health Department

**Tabel 4.2.10** Jumlah Remaja Usia 15-24 Tahun yang Mendapat Penyuluhan Tentang Kesehatan Reproduksi (Kespro), HIV/AIDS, dan Keluarga Berencana (KB) menurut Kecamatan di Kota Tual, 2023  
*Number of Adolescents Aged 15-24 Years Who Received Counseling About Reproductive Health (Kespro), HIV/AIDS, and Family Planning (KB) by District in Tual City, 2023*

| Kecamatan<br>Subdistrict | Penyuluhan Kespro | Penyuluhan HIV/AIDS | Penyuluhan KB |
|--------------------------|-------------------|---------------------|---------------|
| (1)                      | (2)               | (3)                 | (4)           |
| Pp. Kur                  | 90                | 42                  | 277           |
| Kur Selatan              | 120               | 33                  | 193           |
| Tayando Tam              | 162               | 47                  | 397           |
| Pulau Dullah Utara       | 270               | 162                 | 1626          |
| Pulau Dullah Selatan     | 360               | 170                 | 2180          |
| <b>Tual</b>              | <b>1.002</b>      | <b>454</b>          | <b>4.673</b>  |

Catatan/Note: <sup>1</sup> Puskesmas yang teregistrasi/Registered Public Health Center  
 Sumber/Source: Dinas Kesehatan Kota Tual/ Tual City Health Department

**Tabel**  
**Table** 4.2.11

**Banyaknya Klinik Keluarga Berencana Menurut  
Kecamatan di Kota Tual, 2023**  
*Number of Family Planning Clinics by District in Tual City,  
2023*

| <b>Kecamatan<br/>Subdistrict</b> | <b>2019</b> | <b>2020</b> | <b>2021</b> | <b>2022</b> | <b>2023</b> |
|----------------------------------|-------------|-------------|-------------|-------------|-------------|
| (1)                              | (2)         | (3)         | (4)         | (5)         | (6)         |
| Pp. Kur                          | 2           | 2           | 2           | 2           | 2           |
| Kur Selatan                      | 2           | 2           | 2           | 2           | 2           |
| Tayando Tam                      | 3           | 3           | 3           | 3           | 3           |
| Pulau Dullah Utara               | 6           | 6           | 6           | 6           | 6           |
| Pulau Dullah Selatan             | 5           | 5           | 5           | 5           | 5           |
| Klinik KB Swasta/<br>Mandiri     | -           | -           | 1           | 2           | 3           |
| <b>Tual</b>                      | <b>18</b>   | <b>18</b>   | <b>19</b>   | <b>20</b>   | <b>21</b>   |

Sumber/Source: Dinas Pemberdayaan Perempuan Perlindungan Anak Pengendalian Penduduk dan Keluarga Berencana Kota Tual/  
Department of Women's Empowerment, Child Protection, Population Control, and Family Planning of Tual Municipality

**Tabel 4.2.12** Peserta KB Aktif Menurut MIX Kontrasepsi dan Kecamatan di Kota Tual, 2023  
**Active Family Planning Participants According to MIX Contraception and District in Tual City, 2023**

| Kecamatan<br>Subdistrict | IUD        | PIL        | Kondom    | Suntikan     | MOP      | MOW        | Implant    |
|--------------------------|------------|------------|-----------|--------------|----------|------------|------------|
| (1)                      | (2)        | (3)        | (4)       | (5)          | (6)      |            |            |
| Pp. Kur                  | -          | 42         | 4         | 109          | -        | -          | 11         |
| Kur Selatan              | -          | 27         | 4         | 116          | -        | -          | 68         |
| Tayando Tam              | 12         | 182        | 2         | 347          | -        | 4          | 54         |
| Pulau Dullah Utara       | 13         | 103        | 29        | 811          | 1        | 34         | 327        |
| Pulau Dullah Selatan     | 94         | 265        | 17        | 961          | 3        | 109        | 405        |
| <b>Tual</b>              | <b>119</b> | <b>619</b> | <b>56</b> | <b>2.344</b> | <b>4</b> | <b>147</b> | <b>865</b> |

Sumber/Source: Dinas Pemberdayaan Perempuan Perlindungan Anak Pengendalian Penduduk dan Keluarga Berencana Kota Tual/  
 Department of Women's Empowerment, Child Protection, Population Control, and Family Planning of Tual Municipality

**Tabel 4.2.13** Peserta KB Baru Menurut MIX Kontrasepsi dan Kecamatan di Kota Tual, 2023  
***New Family Planning Participants According to MIX Contraception and District in Tual City, 2023***

| Kecamatan<br>Subdistrict | IUD       | PIL       | Kondom    | Suntikan   | MOP      | MOW       | Implant    |
|--------------------------|-----------|-----------|-----------|------------|----------|-----------|------------|
| (1)                      | (2)       | (3)       | (4)       | (5)        | (6)      |           |            |
| Pp. Kur                  | -         | 19        | 3         | 18         | -        | -         | 6          |
| Kur Selatan              | -         | 1         | 3         | 7          | -        | -         | 2          |
| Tayando Tam              | 1         | 4         | -         | 29         | -        | -         | 9          |
| Pulau Dullah Utara       | 8         | 45        | 4         | 84         | -        | 6         | 98         |
| Pulau Dullah Selatan     | 24        | 26        | 10        | 211        | -        | 8         | 102        |
| <b>Tual</b>              | <b>33</b> | <b>95</b> | <b>20</b> | <b>349</b> | <b>-</b> | <b>14</b> | <b>217</b> |

Sumber/Source: Dinas Pemberdayaan Perempuan Perlindungan Anak Pengendalian Penduduk dan Keluarga Berencana Kota Tual/  
 Department of Women's Empowerment, Child Protection, Population Control, and Family Planning of Tual Municipality

**Tabel 4.2.14** Angka Kesakitan menurut Penyakit Pasien Rawat Jalan di RS untuk Semua Gol. Umur di Kota Tual, 2023  
*Morbidity Rates by Disease Outpatients in Hospitals for All Goals. Age in Tual City, 2023*

| Nama Penyakit                   | Jumlah Pasien | Persentase    |
|---------------------------------|---------------|---------------|
| (1)                             | (2)           | (3)           |
| Infeksi Saluran Pernapasan Akut | 258           | 10,10%        |
| Malaria                         | 4             | 0,16%         |
| Mulut dan Gusi                  | 262           | 10,25%        |
| Diare dan Gastroenteritis       | 68            | 2,66%         |
| Kulit dan Jaringan Bawah Kulit  | 77            | 3,01%         |
| Bronchitis dan Broncolitis      | 14            | 0,55%         |
| Conjunctivitas                  | 9             | 0,35%         |
| Pneumonia                       | 43            | 1,68%         |
| TB Paru Klinis                  | 103           | 4,03%         |
| Asma                            | 104           | 4,07%         |
| Cacingan                        | 8             | 0,31%         |
| Kecelakaan                      | 233           | 9,12%         |
| Rongga Mulut                    | 2             | 0,08%         |
| Tekanan Darah Tinggi            | 456           | 17,85%        |
| Telinga dan Mastoid             | 18            | 0,70%         |
| Diabetes Melitus                | 536           | 20,98%        |
| Tansilitas Akut                 | 6             | 0,23%         |
| Pulpa dan Jaringan Periapikal   | 299           | 11,70%        |
| Infeksi Gondok                  | 1             | 0,04%         |
| Scabies                         | 0             | 0,00%         |
| Sistem Otot                     | 54            | 2,11%         |
| Lainnya                         | 3.235         | 27,94%        |
| <b>Jumlah</b>                   | <b>5.790</b>  | <b>50,09%</b> |

Sumber/Source: Dinas Pemberdayaan Perempuan Perlindungan Anak Pengendalian Penduduk dan Keluarga Berencana Kota Tual/Department of Women's Empowerment, Child Protection, Population Control, and Family Planning of Tual Municipality

### 4.3 AGAMA DAN SOSIAL LAINNYA RELIGION AND OTHER SOCIAL AFFAIRS

**Tabel 4.3.1** Jumlah Penduduk Menurut Kecamatan dan Agama yang Dianut di Kota Tual, 2023  
*Population by District and Religion in Tual Municipality, 2023*

| Kecamatan<br><i>District</i> | Islam         | Protestan<br><i>Protestant</i> | Katolik<br><i>Catholic</i> | Hindu     | Budha<br><i>Buddha</i> | Lainnya<br><i>Others</i> |
|------------------------------|---------------|--------------------------------|----------------------------|-----------|------------------------|--------------------------|
| (1)                          | (2)           | (3)                            | (4)                        | (5)       | (6)                    | (7)                      |
| Pp. Kur                      | 3.674         | 10                             | -                          | -         | -                      | -                        |
| Kur Selatan                  | 3.809         | -                              | -                          | -         | -                      | -                        |
| Tayando Tam                  | 7.540         | 18                             | 11                         | -         | -                      | -                        |
| Pulau Dullah Utara           | 15.959        | 869                            | 6.388                      | 5         | 3                      | -                        |
| Pulau Dullah Selatan         | 42.640        | 14.014                         | 6.177                      | 74        | 7                      | -                        |
| <b>Tual</b>                  | <b>73.622</b> | <b>14.911</b>                  | <b>12.576</b>              | <b>79</b> | <b>10</b>              | <b>-</b>                 |

Sumber/Source: Kementerian Agama Kota Tual/ Ministry of Religious Tual Municipality

**Tabel**  
**Table** 4.3.2**Jumlah Tempat Peribadatan Menurut Kecamatan di Kota Tual, 2023**  
**Number of Places of Worship by District in Tual Municipality, 2023**

| Kecamatan<br><i>District</i> | Masjid<br><i>Mosque</i> | Mushola<br><i>Pray<br/>Room</i> | Gereja<br>Protestan<br><i>Protestant<br/>Church</i> | Gereja<br>Katholik<br><i>Catholic<br/>Church</i> | Pura<br><i>Temple</i> | Vihara |
|------------------------------|-------------------------|---------------------------------|-----------------------------------------------------|--------------------------------------------------|-----------------------|--------|
| (1)                          | (2)                     | (3)                             | (4)                                                 | (5)                                              | (6)                   | (7)    |
| Pp. Kur                      | 6                       | -                               | -                                                   | -                                                | -                     | -      |
| Kur Selatan                  | 10                      | -                               | -                                                   | -                                                | -                     | -      |
| Tayando Tam                  | 9                       | -                               | -                                                   | -                                                | -                     | -      |
| Pulau Dullah Utara           | 29                      | 7                               | 1                                                   | 5                                                | -                     | -      |
| Pulau Dullah Selatan         | 29                      | 14                              | 15                                                  | 3                                                | -                     | -      |
| <b>Tual</b>                  | <b>83</b>               | <b>21</b>                       | <b>16</b>                                           | <b>8</b>                                         | -                     | -      |

Sumber/Source: Kementerian Agama Kota Tual/ Ministry of Religious Tual Municipality



**Tabel**  
**Table** 4.3.3

**Jumlah Desa<sup>1</sup>/Kelurahan yang Mengalami Bencana Alam<sup>2</sup>  
Menurut Kecamatan di Kota Tual, 2019–2021**  
**Number of Villages<sup>1</sup>/Kelurahan that Had Natural Disaster<sup>2</sup>  
by District in Tual Municipality, 2019–2021**

| Kecamatan<br>District | Banjir/Flood |      |      |
|-----------------------|--------------|------|------|
|                       | 2019         | 2020 | 2021 |
| (1)                   | (2)          | (3)  | (4)  |
| Pp. Kur               | -            | -    | -    |
| Kur Selatan           | -            | -    | -    |
| Tayando Tam           | -            | -    | -    |
| Pulau Dullah Utara    | -            | -    | -    |
| Pulau Dullah Selatan  | -            | -    | -    |
| <b>Tual</b>           | -            | -    | -    |

Lanjutan Tabel/*Continued Table* 4.3.3

| Kecamatan<br><i>District</i> | Gempa Bumi/ <i>Earthquake</i> |      |      |
|------------------------------|-------------------------------|------|------|
|                              | 2019                          | 2020 | 2021 |
| (1)                          | (5)                           | (6)  | (7)  |
| Pp. Kur                      | -                             | -    | -    |
| Kur Selatan                  | -                             | -    | -    |
| Tayando Tam                  | -                             | -    | -    |
| Pulau Dullah Utara           | -                             | -    | -    |
| Pulau Dullah Selatan         | -                             | -    | -    |
| <b>Tual</b>                  | -                             | -    | -    |

Lanjutan Tabel/*Continued Table* 4.3.3

| Kecamatan<br><i>District</i> | Tanah Longsor/ <i>Landslide</i> |      |          |
|------------------------------|---------------------------------|------|----------|
|                              | 2019                            | 2020 | 2021     |
| (1)                          | (8)                             | (9)  | (10)     |
| Pp. Kur                      | -                               | -    | -        |
| Kur Selatan                  | -                               | -    | -        |
| Tayando Tam                  | -                               | -    | -        |
| Pulau Dullah Utara           | -                               | -    | -        |
| Pulau Dullah Selatan         | -                               | -    | 1        |
| <b>Tual</b>                  | -                               | -    | <b>1</b> |

Catatan/*Note*: <sup>1</sup> Desa pada tabel ini termasuk Unit Permukiman Transmigrasi (UPT) yang masih dibina oleh kementerian terkait dan nagari di Provinsi Sumatera Barat/*Villages in this table are included in Transmigration Settlement Unit which is still fostered by the relevant ministries and the nagari in the Province of Sumatera Barat*

<sup>2</sup> Kejadian dalam setahun sebelum tahun pencacahan/*Occured during the last one year before the enumeration years*

Sumber/*Source*: Badan Pusat Statistik, Pendataan Potensi Desa (Podes)/*BPS-Statistics Indonesia, Village Potential Data Collecting*

**Tabel 4.3.4** Angka Kesakitan menurut Penyakit Pasien Rawat Jalan di Rumah Sakit untuk Semua Golongan Umur di Kota Tual, 2023  
**Morbidity Rate by Disease for Out Hospitalized Patients for All Age Groups in Tual Municipality, 2023**

| Nama Penyakit<br>District       | Jumlah Pasien | Persentase |
|---------------------------------|---------------|------------|
| (1)                             | (2)           | (3)        |
| Infeksi Saluran Pernapasan Akut | 258           | 10,10      |
| Malaria                         | 4             | 0,16       |
| Mulut dan Gusi                  | 262           | 10,25      |
| Diare dan Gastroenteritis       | 68            | 2,66       |
| Kulit dan Jaringan Bawah Kulit  | 77            | 3,01       |
| Bronchitis dan Broncolitis      | 14            | 0,55       |
| Conjungtivitas                  | 9             | 0,35       |
| Pneumonia                       | 43            | 1,68       |
| TB Paru Klinis                  | 103           | 4,03       |
| Asma                            | 104           | 4,07       |
| Cacangan                        | 8             | 0,31       |
| Kecelakaan                      | 233           | 9,12       |
| Rongga Mulut                    | 2             | 0,08       |
| Tekanan Darah Tinggi            | 456           | 17,85      |
| Telinga dan Mastoid             | 18            | 0,70       |
| Diabetes Melitus                | 536           | 20,98      |
| Tansilitas Akut                 | 6             | 0,23       |
| Pulpa dan Jaringan Periapikal   | 299           | 11,70      |
| Infeksi Gondok                  | 1             | 0,04       |
| Scabies                         | -             | -          |
| Sistem Otot                     | 54            | 2,11       |
| Lainnya                         | 3.235         | 27,94      |
| <b>Jumlah</b>                   | <b>5.790</b>  | <b>100</b> |

Sumber/Source: Rumah Sakit Kota Tual/Hospital, Tual City

**Tabel**  
**Table** 4.3.5**Angka Kesakitan menurut Penyakit Pasien Rawat Inap di Rumah Sakit untuk Semua Golongan Umur di Kota Tual, 2023**  
**Morbidity Rate by Disease for Out Hospitalized Patients for All Age Groups in Tual Municipality, 2023**

| Nama Penyakit<br>District       | Jumlah Pasien | Persentase |
|---------------------------------|---------------|------------|
| (1)                             | (2)           | (3)        |
| Infeksi Saluran Pernapasan Akut | 7             | 0,20       |
| Malaria                         | 31            | 0,90       |
| Mulut dan Gusi                  | 0             | 0          |
| Diare dan Gastroenteritis       | 189           | 5,49       |
| Kulit dan Jaringan Bawah Kulit  | 5             | 0,14       |
| Bronchitis dan Broncolitis      | 22            | 0,63       |
| Conjungtivitas                  | -             | -          |
| Pneumonia                       | 30            | 0,87       |
| TB Paru Klinis                  | 29            | 0,84       |
| Asma                            | 39            | 1,13       |
| Cacangan                        | 13            | 0,37       |
| Kecelakaan                      | 90            | 2,61       |
| Rongga Mulut                    | -             | -          |
| Tekanan Darah Tinggi            | 62            | 1,80       |
| Telinga dan Mastoid             | 6             | 0,17       |
| Diabetes Melitus                | 39            | 1,13       |
| Tansilitas Akut                 | 3             | 0,08       |
| Pulpa dan Jaringan Periapikal   | -             | -          |
| Infeksi Gondok                  | 1             | 0,02       |
| Scabies                         | 39            | 1,13       |
| Sistem Otot                     | -             | -          |
| Lainnya                         | 2.837         | 82,42      |
| <b>Jumlah</b>                   | <b>3.442</b>  | <b>100</b> |

Sumber/Source: Rumah Sakit Kota Tual/Hospital, Tual City

#### 4.4 KEMISKINAN POVERTY

**Tabel 4.4.1** **Garis Kemiskinan, Jumlah, dan Persentase Penduduk Miskin di Kota Tual, 2016–2023**  
*Poverty Line, Number, and Percentage of Poor People in Tual Municipality, 2016–2023*

| Tahun<br>Year | Garis Kemiskinan<br>(rupiah/kapita/bulan)<br>Poverty Line<br>(rupiah/capita/month) | Jumlah Penduduk<br>Miskin (ribu)<br>Number of Poor People<br>(thousand) | Persentase Penduduk<br>Miskin<br>Percentage of Poor People |
|---------------|------------------------------------------------------------------------------------|-------------------------------------------------------------------------|------------------------------------------------------------|
| (1)           | (2)                                                                                | (3)                                                                     | (4)                                                        |
| 2016          | 345.670                                                                            | 17,12                                                                   | 24,74                                                      |
| 2017          | 372.731                                                                            | 17,09                                                                   | 24                                                         |
| 2018          | 510.231                                                                            | 17,13                                                                   | 23,42                                                      |
| 2019          | 535.425                                                                            | 17,03                                                                   | 22,68                                                      |
| 2020          | 574.105                                                                            | 17,36                                                                   | 22,51                                                      |
| 2021          | 600.172                                                                            | 17,76                                                                   | 23,26                                                      |
| 2022          | 640.542                                                                            | 16,01                                                                   | 20,56                                                      |
| 2023          | 722.498                                                                            | 16,41                                                                   | 20,68                                                      |

Sumber/Source: Badan Pusat Statistik, Survei Sosial Ekonomi Nasional Maret/BPS-Statistics Indonesia, March National Socioeconomic Survey

**Tabel**  
**Table** 4.4.2

**Indeks Kedalaman Kemiskinan dan Indeks Keparahan Kemiskinan di Kota Tual, 2016–2023**  
**Poverty Gap Index and Poverty Severity Index in Tual Municipality, 2016–2023**

| Tahun<br>Year | Indeks Kedalaman Kemiskinan<br>Poverty Gap Index | Indeks Keparahan Kemiskinan<br>Poverty Severity Index |
|---------------|--------------------------------------------------|-------------------------------------------------------|
| (1)           | (2)                                              | (3)                                                   |
| 2016          | 4,32                                             | 1,03                                                  |
| 2017          | 4,46                                             | 1,22                                                  |
| 2018          | 3,39                                             | 0,75                                                  |
| 2019          | 3,39                                             | 0,76                                                  |
| 2020          | 3,67                                             | 0,83                                                  |
| 2021          | 4,03                                             | 0,95                                                  |
| 2022          | 3,77                                             | 0,93                                                  |
| 2023          | 2,86                                             | 0,67                                                  |

Sumber/Source: Badan Pusat Statistik, Survei Sosial Ekonomi Nasional Maret/BPS-Statistics Indonesia, March National Socioeconomic Survey

#### 4.5 KRIMINAL CRIMINAL

**Tabel 4.5.1** Jumlah Perkara yang Diproses oleh Pengadilan Negeri Tual Menurut Bulan, 2023  
*Number of Cases Processed by the Tual District Court by Month, 2023*

| Bulan<br><i>Month</i> | Sisa Bulan Lalu<br><i>The rest of last month</i> | Masuk Bulan Ini<br><i>Enter This Month</i> | Diselesaikan<br>Bulan ini<br><i>Completed this month</i> | Sisa Bulan Ini<br><i>Rest of the Month</i> |
|-----------------------|--------------------------------------------------|--------------------------------------------|----------------------------------------------------------|--------------------------------------------|
| (1)                   | (2)                                              | (3)                                        | (4)                                                      | (5)                                        |
| Januari               | 3                                                | 3                                          | 4                                                        | 4                                          |
| Februari              | 4                                                | 14                                         | 2                                                        | 15                                         |
| Maret                 | 15                                               | 5                                          | 3                                                        | 12                                         |
| April                 | 12                                               | 1                                          | 8                                                        | 2                                          |
| Mei                   | 2                                                | 10                                         | 11                                                       | 9                                          |
| Juni                  | 9                                                | 10                                         | 3                                                        | 19                                         |
| Juli                  | 19                                               | 1                                          | -                                                        | 11                                         |
| Agustus               | 11                                               | 8                                          | 9                                                        | 10                                         |
| September             | 10                                               | 5                                          | 9                                                        | 11                                         |
| Oktober               | 11                                               | 4                                          | 4                                                        | 8                                          |
| November              | 8                                                | 11                                         | 7                                                        | 9                                          |
| Desember              | 9                                                | 1                                          | 10                                                       | 9                                          |
| <b>Jumlah</b>         | <b>113</b>                                       | <b>73</b>                                  | <b>1</b>                                                 | <b>119</b>                                 |

Sumber/Source: Pengadilan Negeri Tual/State Court Tual



**Tabel 4.5.2**  
**Table**

**Banyaknya Terdakwa/Tertuduh dalam Tindak Pidana Kejahatan yang telah Mendapat Keputusan Sidang Pengadilan Negeri Tual Menurut Jenis Pidana/Hukuman dan Sikap Terhadap Keputusan, 2023**  
*Number of Defendants/Accused in Crimes Who Have Received Decisions at Tual District Court According to Type of Crime/Punishment and Attitudes Towards the Decision, 2023*

| Bulan<br>Month                    | Menerima  |          | Banding   |          |
|-----------------------------------|-----------|----------|-----------|----------|
|                                   | L/M       | P/M      | L/M       | P/M      |
| (1)                               | (2)       | (3)      | (4)       | (5)      |
| Pidana Mati                       | -         | -        | -         | -        |
| Pidana Seumur Hidup               | -         | -        | -         | -        |
| Pidana Penjara                    | 36        | 3        | 17        | -        |
| Pidana Kurungan                   | -         | -        | -         | -        |
| Pidana Bersyarat/<br>Percobaan    | -         | -        | -         | -        |
| Pidana Denda                      | -         | -        | -         | -        |
| Dikembalikan Kepada<br>Orang Tua  | -         | -        | -         | -        |
| Dikembalikan Kepada<br>Pemerintah | -         | -        | -         | -        |
| Dibebaskan dari Tuduhan           | -         | -        | 1         | 1        |
| <b>Jumlah</b>                     | <b>36</b> | <b>3</b> | <b>18</b> | <b>1</b> |

Lanjutan Tabel/*Continued Table 4.5.2*

| Bulan<br><i>Month</i>             | Kasasi   |          | Grasi    |          | Jumlah   |
|-----------------------------------|----------|----------|----------|----------|----------|
|                                   | L/M      | P/M      | L/M      | P/M      |          |
| (1)                               | (2)      | (3)      | (4)      | (5)      | (6)      |
| Pidana Mati                       | -        | -        | -        | -        | -        |
| Pidana Seumur Hidup               | -        | -        | -        | -        | -        |
| Pidana Penjara                    | 8        | -        | -        | -        | 8        |
| Pidana Kurungan                   | -        | -        | -        | -        | -        |
| Pidana Bersyarat/<br>Percobaan    | -        | -        | -        | -        | -        |
| Pidana Denda                      | -        | -        | -        | -        | -        |
| Dikembalikan Kepada<br>Orang Tua  | -        | -        | -        | -        | -        |
| Dikembalikan Kepada<br>Pemerintah | -        | -        | -        | -        | -        |
| Dibebaskan dari Tuduhan           | 1        | -        | -        | -        | 1        |
| <b>Jumlah</b>                     | <b>9</b> | <b>-</b> | <b>-</b> | <b>-</b> | <b>9</b> |

Sumber/*Source*: Pengadilan Negeri Tual/*State Court Tual*

**Tabel 4.5.3**  
**Table**

**Banyaknya Perkara dan Terdakwa/Tertuduh dalam Tindak Pidana Kejahatan yang Telah Mendapat Keputusan Sidang Pengadilan Negeri Tual Menurut Bulan dan Jenis Kelamin, 2023**  
*Number of Cases and Defendants/Accused Persons in Criminal Crimes Who Have Received Decisions at the Tual District Court by Month and Gender, 2023*

| Bulan<br>Month | Perkara   | Terdakwa/Tertuduh |           | Jumlah    |
|----------------|-----------|-------------------|-----------|-----------|
|                |           | Laki-laki         | Perempuan |           |
| (1)            | (2)       | (3)               | (4)       | (5)       |
| Januari        | 2         | 2                 | -         | 2         |
| Februari       | 3         | 3                 | -         | 3         |
| Maret          | 8         | 5                 | 3         | 8         |
| April          | 11        | 11                | -         | 11        |
| Mei            | 3         | 2                 | 1         | 3         |
| Juni           | -         | -                 | -         | -         |
| Juli           | 9         | 9                 | -         | 9         |
| Agustus        | 9         | 9                 | -         | 9         |
| September      | 4         | 4                 | -         | 4         |
| Oktober        | 7         | 7                 | -         | 7         |
| November       | 10        | 10                | -         | 10        |
| Desember       | 1         | 1                 | -         | 1         |
| <b>Jumlah</b>  | <b>67</b> | <b>63</b>         | <b>4</b>  | <b>67</b> |

Sumber/Source: Pengadilan Negeri Tual/State Court Tual

**Tabel 4.5.4** **Banyaknya Perkara dan Terdakwa/Tertuduh dalam Tindak Pidana Kejahatan yang Telah Mendapat Keputusan Sidang Pengadilan Negeri Tual Menurut Bulan dan Jenis Kejahatan, 2023**  
*Number of Cases and Defendants/Accused Persons in Criminal Crimes Who Have Received Decisions at the Tual District Court by Month and Types of Crime, 2023*

| Bulan<br>Month | Ketertiban Umum |           | Penghinaan |           |
|----------------|-----------------|-----------|------------|-----------|
|                | Laki-laki       | Perempuan | Laki-laki  | Perempuan |
| (1)            | (2)             | (3)       | (4)        | (5)       |
| Januari        | -               | -         | -          | -         |
| Februari       | -               | -         | -          | -         |
| Maret          | -               | -         | -          | -         |
| April          | -               | -         | -          | -         |
| Mei            | -               | -         | -          | -         |
| Juni           | -               | -         | -          | -         |
| Juli           | 1               | -         | -          | -         |
| Agustus        | -               | -         | -          | -         |
| September      | -               | -         | -          | -         |
| Oktober        | -               | -         | -          | -         |
| November       | -               | -         | -          | -         |
| Desember       | -               | -         | -          | -         |
| <b>Jumlah</b>  | <b>1</b>        | -         | -          | -         |

Lanjutan Tabel/*Continued Table* 4.5.4

| Bulan<br><i>Month</i> | Terhadap Nyawa Orang Lain |           | Penganiayaan |           |
|-----------------------|---------------------------|-----------|--------------|-----------|
|                       | Laki-laki                 | Perempuan | Laki-laki    | Perempuan |
| (1)                   | (2)                       | (3)       | (4)          | (5)       |
| Januari               | -                         | -         | -            | -         |
| Februari              | -                         | -         | -            | -         |
| Maret                 | -                         | -         | 1            | 1         |
| April                 | 2                         | -         | -            | -         |
| Mei                   | -                         | -         | -            | -         |
| Juni                  | -                         | -         | -            | -         |
| Juli                  | -                         | -         | 2            | -         |
| Agustus               | 2                         | -         | 4            | -         |
| September             | -                         | -         | 1            | -         |
| Oktober               | -                         | -         | 1            | -         |
| November              | 1                         | -         | 1            | -         |
| Desember              | -                         | -         | 1            | -         |
| <b>Jumlah</b>         | <b>5</b>                  | <b>-</b>  | <b>11</b>    | <b>1</b>  |

Lanjutan Tabel/*Continued Table* 4.5.4

| Bulan<br>Month | Pencurian |           | Menyebabkan Kematian |           |
|----------------|-----------|-----------|----------------------|-----------|
|                | Laki-laki | Perempuan | Laki-laki            | Perempuan |
| (1)            | (2)       | (3)       | (4)                  | (5)       |
| Januari        | -         | -         | -                    | -         |
| Februari       | -         | -         | -                    | -         |
| Maret          | -         | -         | -                    | -         |
| April          | 2         | -         | -                    | -         |
| Mei            | -         | -         | -                    | -         |
| Juni           | -         | -         | -                    | -         |
| Juli           | -         | -         | -                    | -         |
| Agustus        | -         | -         | -                    | -         |
| September      | -         | -         | -                    | -         |
| Oktober        | -         | -         | -                    | -         |
| November       | -         | -         | -                    | -         |
| Desember       | -         | -         | -                    | -         |
| <b>Jumlah</b>  | <b>2</b>  | <b>-</b>  | <b>-</b>             | <b>-</b>  |

Lanjutan Tabel/*Continued Table* 4.5.4

| Bulan<br><i>Month</i> | Terhadap Kesusilaan |           | Penipuan  |           |
|-----------------------|---------------------|-----------|-----------|-----------|
|                       | Laki-laki           | Perempuan | Laki-laki | Perempuan |
| (1)                   | (2)                 | (3)       | (4)       | (5)       |
| Januari               | -                   | -         | -         | -         |
| Februari              | -                   | -         | -         | -         |
| Maret                 | -                   | -         | -         | -         |
| April                 | -                   | -         | -         | -         |
| Mei                   | 1                   | 1         | -         | -         |
| Juni                  | -                   | -         | -         | -         |
| Juli                  | -                   | -         | -         | -         |
| Agustus               | -                   | -         | -         | -         |
| September             | 1                   | -         | -         | -         |
| Oktober               | -                   | -         | -         | -         |
| November              | -                   | -         | -         | -         |
| Desember              | -                   | -         | -         | -         |
| <b>Jumlah</b>         | <b>2</b>            | <b>1</b>  | <b>-</b>  | <b>-</b>  |

Lanjutan Tabel/*Continued Table* 4.5.4

| Bulan<br>Month | Karena Kealpaan |           | Penggelapan |           |
|----------------|-----------------|-----------|-------------|-----------|
|                | Laki-laki       | Perempuan | Laki-laki   | Perempuan |
| (1)            | (2)             | (3)       | (4)         | (5)       |
| Januari        | -               | -         | -           | -         |
| Februari       | -               | -         | -           | -         |
| Maret          | -               | -         | -           | -         |
| April          | -               | -         | -           | -         |
| Mei            | -               | -         | -           | -         |
| Juni           | -               | -         | -           | -         |
| Juli           | -               | -         | -           | -         |
| Agustus        | -               | -         | -           | -         |
| September      | -               | -         | -           | -         |
| Oktober        | 2               | -         | -           | -         |
| November       | -               | -         | -           | -         |
| Desember       | -               | -         | -           | -         |
| <b>Jumlah</b>  | <b>2</b>        | <b>-</b>  | <b>-</b>    | <b>-</b>  |



Lanjutan Tabel/*Continued Table* 4.5.4

| Bulan<br><i>Month</i> | Terhadap Kemerdekaan |           | Lainnya   |           |
|-----------------------|----------------------|-----------|-----------|-----------|
|                       | Laki-laki            | Perempuan | Laki-laki | Perempuan |
| (1)                   | (2)                  | (3)       | (4)       | (5)       |
| Januari               | -                    | -         | 2         | -         |
| Februari              | -                    | -         | 3         | -         |
| Maret                 | -                    | -         | 6         | -         |
| April                 | -                    | -         | 7         | -         |
| Mei                   | -                    | -         | 1         | -         |
| Juni                  | -                    | -         | -         | -         |
| Juli                  | -                    | -         | 5         | -         |
| Agustus               | -                    | -         | 4         | -         |
| September             | -                    | -         | 1         | -         |
| Oktober               | -                    | -         | 4         | -         |
| November              | -                    | -         | 9         | -         |
| Desember              | -                    | -         | -         | -         |
| <b>Jumlah</b>         | -                    | -         | <b>42</b> | -         |

Sumber/*Source*: Pengadilan Negeri Tual/*State Court Tual*

**Tabel 4.5.5** Banyaknya Terdakwa/Tertuduh dalam Tindak Pidana yang Telah Mendapat Keputusan Sidang Pengadilan Negeri Tual Menurut Bulan dan Kelompok Umur, 2023  
*Number of Defendants/Accused in Crimes Who Have Received Decisions at Tual District Court by Month and Age Group, 2023*

| Bulan<br>Month | Kelompok Umur |          |           | Tidak jelas | Jumlah    |
|----------------|---------------|----------|-----------|-------------|-----------|
|                | <16           | 16-20    | >21       |             |           |
| (1)            | (2)           | (3)      | (4)       | (5)         | (6)       |
| Januari        | -             | -        | 2         | -           | 2         |
| Februari       | -             | -        | 3         | -           | 3         |
| Maret          | -             | 2        | 6         | -           | 8         |
| April          | -             | -        | 11        | -           | 11        |
| Mei            | -             | -        | 3         | -           | 3         |
| Juni           | -             | -        | -         | -           | -         |
| Juli           | -             | -        | 8         | -           | 8         |
| Agustus        | -             | 1        | 9         | -           | 10        |
| September      | -             | -        | 4         | -           | 4         |
| Oktober        | -             | -        | 7         | -           | 7         |
| November       | -             | -        | 10        | -           | 10        |
| Desember       | -             | -        | 1         | -           | 1         |
| <b>Jumlah</b>  | -             | <b>3</b> | <b>64</b> | -           | <b>67</b> |

**Tabel 4.5.6**  
**Table**

**Banyaknya Terdakwa/Tertuduh dalam Tindak Pidana yang Telah Mendapat Keputusan Sidang Pengadilan Negeri Tual Menurut Jenis Pidana/Hukuman dan Kelompok Umur, 2023**  
*Number of Defendants/Accused in Crimes Who Have Received Tual District Court Decisions According to Type of Crime/Punishment and Age Group, 2023*

| Jenis Pidana<br><i>Type of Crime</i> | Kelompok Umur |          |           | Tidak jelas | Jumlah    |
|--------------------------------------|---------------|----------|-----------|-------------|-----------|
|                                      | <16           | 16-20    | >21       |             |           |
| (1)                                  | (2)           | (3)      | (4)       | (5)         | (6)       |
| Pidana Mati                          | -             | -        | -         | -           | -         |
| Pidana Seumur Hidup                  | -             | -        | -         | -           | -         |
| Pidana Penjara                       | -             | 3        | 61        | -           | 64        |
| Pidana Kurungan                      | -             | -        | -         | -           | -         |
| Pidana Bersyarat/<br>Percobaan       | -             | -        | -         | -           | -         |
| Pidana Denda                         | -             | -        | -         | -           | -         |
| Dikembalikan Kepada<br>Orang Tua     | -             | -        | -         | -           | -         |
| Dikembalikan Kepada<br>Pemerintah    | -             | -        | -         | -           | -         |
| Dibebaskan dari Tuduhan              | -             | -        | 3         | -           | 3         |
| <b>Jumlah</b>                        | -             | <b>3</b> | <b>64</b> | -           | <b>67</b> |

Sumber/Source: Pengadilan Negeri Tual/State Court Tual

**Tabel 4.5.7** Jumlah Tindak Pidana menurut Kepolisian Sektor di Kota Tual, 2023  
**Table** *Number of Crimes according to Sector Police in Tual City, 2023*

| Kepolisian Resort<br>Resort Police | Jumlah<br>Total |
|------------------------------------|-----------------|
| (1)                                | (2)             |
| Polsek Kur                         | 5               |
| Polsek Tayando                     | -               |
| Polsek Dullah Utara                | 42              |
| Polsek Dullah Selatan              | 65              |
| <b>Tual</b>                        | <b>112</b>      |

Sumber/Source: Polres Tual/Police Office of Tual

**Tabel 4.5.8**  
**Table**

**Jumlah Perkara yang Diproses oleh Kantor Kejaksaan Negeri Tual menurut Jenis Perkara dan Bulan, 2023**  
**Number of Cases Processed by the Tual District Prosecutor's Office by case type and month, 2023**

| Bulan<br>Month | Pidana Umum |           | Pidana Khusus |          |
|----------------|-------------|-----------|---------------|----------|
|                | Masuk       | Selesai   | Masuk         | Selesai  |
| (1)            | (2)         | (3)       | (4)           | (5)      |
| Januari        | 5           | 1         | 2             | -        |
| Februari       | 20          | 2         | -             | 1        |
| Maret          | -           | -         | -             | -        |
| April          | 8           | 13        | -             | -        |
| Mei            | 11          | -         | 1             | 1        |
| Juni           | 12          | 2         | -             | -        |
| Juli           | 6           | 6         | -             | -        |
| Agustus        | 7           | 6         | -             | -        |
| September      | 8           | 6         | -             | 1        |
| Oktober        | 18          | 3         | 1             | -        |
| November       | 7           | 14        | -             | -        |
| Desember       | 10          | 3         | -             | -        |
| <b>Tual</b>    | <b>112</b>  | <b>56</b> | <b>4</b>      | <b>3</b> |

Lanjutan Tabel/*Continued Table* 4.5.8

| Bulan<br>Month | Pidana Ringan |         | Pelanggaran Lalu Lintas |           |
|----------------|---------------|---------|-------------------------|-----------|
|                | Masuk         | Selesai | Masuk                   | Selesai   |
| (1)            | (2)           | (3)     | (4)                     | (5)       |
| Januari        | -             | -       | -                       | -         |
| Februari       | -             | -       | -                       | -         |
| Maret          | -             | -       | -                       | -         |
| April          | -             | -       | -                       | -         |
| Mei            | -             | -       | -                       | -         |
| Juni           | -             | -       | 83                      | 66        |
| Juli           | -             | -       | 274                     | 238       |
| Agustus        | -             | -       | 291                     | 168       |
| September      | -             | -       | 204                     | 174       |
| Oktober        | -             | -       | 92                      | 71        |
| November       | -             | -       | 82                      | 64        |
| Desember       | -             | -       | 91                      | 72        |
| <b>Tual</b>    | -             | -       | <b>1.077</b>            | <b>83</b> |

Sumber/*Source*: Kejaksaan Negeri Tual/*State Attorney Tual*

#### 4.6 SOSIAL SOCIAL

**Tabel 4.6.1** Jumlah Penerima Bantuan Sosial Pangan di Kota Tual, 2023  
**Table** *Number of Social Food Assistance Recipients in Tual City, 2023*

| Kecamatan<br><i>Subdistrict</i> | Tahun 2023   |                      |
|---------------------------------|--------------|----------------------|
|                                 | Penerima     | Anggaran             |
| (1)                             | (2)          | (3)                  |
| Pp. Kur                         | 268          | 222.000.000          |
| Kur Selatan                     | 40           | 35.000.000           |
| Tayando Tam                     | 295          | 300.000.000          |
| Pulau Dullah Utara              | 1.104        | 924.700.000          |
| Pulau Dullah Selatan            | 690          | 428.000.000          |
| <b>Tual</b>                     | <b>2.397</b> | <b>1.909.700.000</b> |

Sumber/Source: Dinas Sosial Kota Tual/ Social Department of Tual Municipality

**Tabel 4.6.2** Jumlah Penerimaan Bantuan Iuran (PBI JKN-BPJS) di Kota Tual, 2023  
**Table** *Number of Contribution Assistance Receipts (PBI JKN-BPJS) in Tual City, 2023*

| Kecamatan<br><i>Subdistrict</i> | Tahun 2023    |                       |
|---------------------------------|---------------|-----------------------|
|                                 | Penerima      | Anggaran              |
| (1)                             | (2)           | (3)                   |
| Pp. Kur                         | 2.017         | 1.016.568.000         |
| Kur Selatan                     | 2.648         | 1.334.592.000         |
| Tayando Tam                     | 5.467         | 2.755.368.000         |
| Pulau Dullah Utara              | 14.758        | 7.438.032.000         |
| Pulau Dullah Selatan            | 18.732        | 9.440.928.000         |
| <b>Tual</b>                     | <b>43.622</b> | <b>21.985.488.000</b> |

Sumber/Source: Dinas Sosial Kota Tual/ Social Department of Tual Municipality



**Tabel 4.6.3** Jumlah Penerimaan Bantuan Iuran (PBI APBD-BPJS) di Kota Tual, 2023  
**Table** *Number of Contribution Assistance Receipts (PBI APBD-BPJS) in Tual City, 2023*

| Kecamatan<br>Subdistrict | Tahun 2023   |                      |
|--------------------------|--------------|----------------------|
|                          | Penerima     | Anggaran             |
| (1)                      | (2)          | (3)                  |
| Pp. Kur                  | 99           | 49.896.000           |
| Kur Selatan              | 74           | 37.296.000           |
| Tayando Tam              | 176          | 88.704.000           |
| Pulau Dullah Utara       | 5.242        | 2.641.968.000        |
| Pulau Dullah Selatan     | 1.442        | 726.768.000          |
| <b>Tual</b>              | <b>7.033</b> | <b>3.544.362.000</b> |

Sumber/Source: Dinas Sosial Kota Tual/ Social Department of Tual Municipality

**Tabel 4.6.4** Jumlah Penerimaan Bantuan Sosial PKH di Kota Tual Tahap I-IV, 2023  
**Table** *Number of PKH Social Assistance Receipts in Tual City, 2023*

| Kecamatan<br><i>Subdistrict</i> | Tahun 2023    |                     |
|---------------------------------|---------------|---------------------|
|                                 | Penerima      | Anggaran            |
| (1)                             | (2)           | (3)                 |
| Tahap I                         | 2.910         | 2.433.150.000       |
| Tahap II                        | 2.764         | 2.307.649.000       |
| Tahap III                       | 2.083         | 1.135.999.050       |
| Tahap IV                        | 2.464         | 1.345.700.756       |
| <b>Tual</b>                     | <b>10.221</b> | <b>7.22.498.806</b> |

Sumber/Source: Dinas Sosial Kota Tual/ Social Department of Tual Municipality

**Tabel 4.6.5** Jumlah Penerimaan Bantuan Sosial PKH di Kota Tual, 2023  
**Table** Number of PKH Social Assistance Receipts in Tual City, 2023

| Kecamatan<br>Subdistrict | Tahun 2023    |                      |
|--------------------------|---------------|----------------------|
|                          | Penerima      | Anggaran             |
| (1)                      | (2)           | (3)                  |
| Pp. Kur                  | 657           | 439.033.369          |
| Kur Selatan              | 806           | 586.778.688          |
| Tayando Tam              | 1.848         | 1.364.752.451        |
| Pulau Dullah Utara       | 3.930         | 2.803.440.512        |
| Pulau Dullah Selatan     | 2.980         | 2.028.493.786        |
| <b>Tual</b>              | <b>10.221</b> | <b>7.222.498.806</b> |

Sumber/Source: Dinas Sosial Kota Tual/ Social Department of Tual Municipality



# BAB 05 PERTANIAN, KEHUTANAN, PETERNAKAN, DAN PERIKANAN

AGRICULTURE, FORESTRY, LIVESTOCK, AND FISHERY

Produksi Perikanan Subsektor Perikanan Laut Menurut Kecamatan di Kota Tual Tahun 2023 (ton)



Produksi Perikanan Subsektor Perikanan Laut di Kota Tual Tahun 2023 sebanyak 30 088,17 Ton



**PENJELASAN TEKNIS**

1. Survei Pertanian Hortikultura (SPH) diselenggarakan oleh Badan Pusat Statistik bekerja sama dengan Direktorat Jenderal Hortikultura, Kementerian Pertanian.
2. Kuesioner yang digunakan dalam pengumpulan data SPH mencakup:
  - a. SPH-SBS digunakan untuk data tanaman sayuran dan buah-buahan semusim.
  - b. SPH-BST digunakan untuk data tanaman buahbuahan dan sayuran tahunan.
  - c. SPH-TBF digunakan untuk data tanaman biofarmaka.
  - d. SPH-TH digunakan untuk data tanaman hias.
3. Metode yang digunakan dalam survei ini adalah metode pencacahan lengkap terhadap seluruh kecamatan di Indonesia dan dilaporkan secara rutin bulanan untuk SPH-SBS dan triwulanan untuk SPH-BST, SPH-TBF, SPH-TH oleh KCD.
4. Tanaman sayuran dan buah buahan semusim
  - a. Tanaman sayuran semusim adalah tanaman yang bermanfaat sebagai sayur, sebagai sumber vitamin, mineral, dan lain-lain yang berumur kurang dari satu tahun. Pada umumnya bagian yang digunakan sebagai sayur berupa daun, bunga, buah, dan umbi.

**TECHNICAL NOTES**

1. *The Agricultural Survey for Horticulture (SPH) is carried out by the BPS-Statistics Indonesia in cooperation with the Directorate General of Horticulture, Ministry of Agriculture.*
2. *The Questionnaire used to collect the Argicultural Survey for Horticulture data are: a. SPH-SBS used for data on seasonal vegetable and fruit plants. b. SPH-BST used for data on annual fruit and vegetable plants. c. SPH-TBF used for data on medicinal plants. d. SPH-TH used for data on ornamental plants.*
3. *The method used in this survey is complete enumeration for all of sub districts in Indonesia and reported monthly for SPH-SBS and quarterly for SPH-BST, SPH-TBF, SPH-TH by agriculture extension workers.*
4. *Seasonal vegetable and fruit plants*
  - a. *Seasonal vegetable plants are used/consumed as vegetables, which are the sources of vitamin, mineral, etc that are aged less than 1 year. In general, parts that consumed are in the form of leaves, flower, fruits, and tubers.*
  - b. *Seasonal fruit plants are plants that produce fresh fruit as a sources of vitamin, mineral, etc that aged less than 1 year and soft trunked. Generally, the fruit produced can be consumed without being cooked first.*
5. *Annual fruit and vegetable plants*
  - a. *Annual fruit plants are plants*

- b. Tanaman buah-buahan semusim adalah tanaman yang menghasilkan buah segar sebagai sumber vitamin, mineral, dan lain-lain yang berumur kurang dari satu tahun dan berbatang lunak. Pada umumnya buah yang dihasilkan dapat dikonsumsi tanpa dimasak terlebih dahulu.
5. Tanaman buah-buahan dan sayuran tahunan
  - a. Tanaman buah-buahan tahunan adalah tanaman yang menghasilkan buah segar sebagai sumber vitamin, mineral, dan lain-lain yang berumur satu tahun atau lebih dan berbatang keras. Pada umumnya buah yang dihasilkan dapat dikonsumsi tanpa dimasak terlebih dahulu.
  - b. Tanaman sayuran tahunan adalah tanaman yang bermanfaat sebagai sayur, sebagai sumber vitamin, mineral, dan lain-lain yang berumur satu tahun atau lebih. Pada umumnya bagian yang digunakan sebagai sayur berupa daun, bunga, buah, dan umbi.
6. Tanaman biofarmaka adalah tanaman yang bermanfaat untuk obat-obatan, kosmetik, dan kesehatan yang dikonsumsi atau digunakan dari bagian-bagian tanaman, seperti daun, batang, buah, umbi (rimpang) ataupun akar.
7. Tanaman hias adalah tanaman yang mempunyai nilai keindahan baik bentuk, warna daun, tajuk *that produce fresh fruit as sources of vitamin, mineral, etc that are aged more than 1 year and hard trunked. Generally, the fruit produced can be consumed without being cooked first.*
- b. *Annual vegetable plants are plants used as vegetables as sources of vitamin, mineral, etc that is aged more than 1 year. In general, the parts that consumed are in the form of leaves, flower, fruits, and tubers.*
6. *Medicinal plants are plants which are useful for medicine, cosmetics, and health. It is consumed from part of the plant, such as leaf, flower, fruit, tuber, and root.*
7. *Ornamental plants are plants which have a beauty value, either in shape, colour of leaf or crown of flower, and they are often used as a yard decorator.*
8. *The Agriculture Survey for Horticulture collects the information on the planted area, harvested area (for annual fruits is the number of production plant), production, damaged area, plant area in the end of period, and price on the farm-gate level.*
9. *Harvested area is area which vegetable, fruit, medicinal and ornamental plant of crop harvested during the period of report.*
10. *Harvested area of vegetables: area of entirely harvested/demolished plant and plant that is harvested several times/undemolished.*
  - a. *Entirely harvested/demolished*



- maupun bunganya, sering digunakan untuk penghias pekarangan dan lain sebagainya.
8. Data yang dikumpulkan dalam SPH mencakup: data tentang luas penanaman, luas panen (untuk buahbuahan tahunan adalah banyaknya tanaman yang menghasilkan), produksi, luas rusak, luas tanaman akhir, dan harga jual petani.
  9. Luas panen adalah luas tanaman sayuran, buahbuahan, biofarmaka, dan tanaman hias yang diambil hasilnya/dipanen pada periode pelaporan.
  10. Luas panen untuk tanaman sayuran: luas tanaman yang dipanen sekaligus/habis/dibongkar dan luas tanaman yang dipanen berkali-kali (lebih dari satu kali)/belum habis.
    - a. Tanaman yang dipanen sekaligus/habis/dibongkar adalah tanaman yang sehabis panen langsung dibongkar/dicabut, terdiri dari bawang merah, bawang putih, bawang daun, kentang, kol/kubis, kembang kol, petsai/sawi, wortel, lobak, dan kacang merah.
    - b. Tanaman yang dipanen berkali kali (lebih dari satu kali)/belum habis adalah tanaman yang pemanenannya lebih dari satu kali dan biasanya dibongkar apabila panen terakhir sudah tidak memadai lagi, terdiri dari: kacang panjang, cabai besar, cabai rawit, jamur, tomat,
- plants are plants usually harvested once and demolished to be substituted by other plants, consisting of: shallots, garlic, wlech onion, potato, cabbage, cauliflower, chinese cabbage, carrots, radish, and red beans.*
- b. Plants that are harvested several times/undemolished are plants usually harvested more than once and demolished in the case that the last harvest was economically not profitable. They consist of: yard long beans, chili, small chili, mushroom, tomatoes, eggplant, green beans, cucumber, chayote, kangkong, spinach, melon, watermelon, and cantalaupe.*
11. *Production is the standard production quantity form of vegetable, fruit, medicinal and ornamental plant based on harvested area/the number of production plants reported monthly/quarterly.*

terung, buncis, ketimun, labu siam, kangkung, bayam, melon, semangka, dan blewah.

11. Produksi adalah hasil menurut bentuk produk dari setiap tanaman sayuran, buah-buahan, biofarmaka, dan tanaman hias yang diambil berdasarkan luas yang dipanen/tanaman yang menghasilkan pada bulan/triwulan laporan

<https://tualkota.bps.go.id>

**ULASAN**

Komoditi pertanian hortikultura di Kota Tual pada tahun 2023 mencakup tanaman cabai keriting, cabai rawit, kubis, tomat, kangkung, bayam, buncis, kacang panjang, dan terung. Cabai rawit merupakan tanaman hortikultura yang memiliki nilai produksi tertinggi tahun 2023 yakni mencapai 1.903 kuintal. Data pertanian hortikultura dan biofarmaka disajikan pada Tabel 5.1.3 s/d 5.1.8

Pada subsektor perkebunan, tanaman perkebunan yang dominan di Kota Tual tahun 2023 diantaranya kelapa, kakao, cengkeh dan pala. Kelapa merupakan tanaman perkebunan yang memiliki nilai produksi tertinggi yakni mencapai 222,14 ton. Data pertanian perkebunan disajikan pada Tabel 5.2.1 s/d 5.2.5.

Pada sektor peternakan, populasi ternak yang dominan di Kota Tual pada tahun 2023 yakni kambing sebanyak 5.090 ekor. Sementara itu, populasi unggas yang dominan yakni ayam ras sebanyak 47.160 ekor dengan produksi mencapai 5,4 ton.

Pada sektor perikanan, komoditas perikanan yang dominan di lokasi pelelangan ikan Kota Tual pada tahun 2023 diantaranya ikan cakalang, ikan kembung, ikang tongkol, ikan layang, ikan selar, ikan tuna, dan ikan lainnya. Komoditas perikanan dengan produksi tinggi diantaranya ikan teri 813.933 ton, dengan Nilai produksinya sebesar Rp 6.979.250.000.

**DESCRIPTION**

*Horticultural agricultural commodities in Tual Municipality in 2023 include curly chili, cayenne pepper, cabbage, tomato, waterspinach, spinach, beans, long beans, and eggplant. Cayenne pepper is a horticultural crop that has the highest production value in 2023, reaching 1,903 quintals. Data on horticulture and biopharmaca are presented in Tables 5.1.3 to 5.1.8.*

*In the plantation subsector, the dominant plantation crops in Tual Municipality in 2023 include coconut, cocoa, cloves and nutmeg. Coconut is the plantation crop that has the highest production value, reaching 222.14 tons. Plantation agriculture data is presented in Tables 5.2.1 to 5.2.5.*

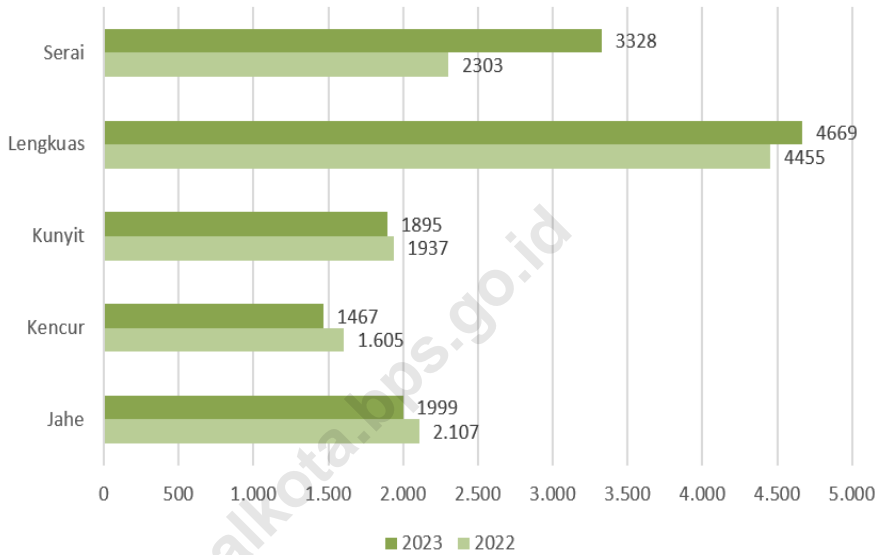
*In the livestock sector, the dominant livestock population in Tual Municipality in 2023 is 5,090 goats. Meanwhile, the dominant poultry population is broiler chickens of 47,160 heads with production reaching 5.4 tons.*

*In the fisheries sector, the dominant fishery commodities at the fish auction site in Tual Municipality in 2023 include skipjack, mackerel, tuna, and other fish. Fishery commodities with high production include anchovies 813,933 tons, with a production value of Rp 6,979,250,000.*

<https://tualkota.bps.go.id>

**Gambar** 5.1  
**Figures**

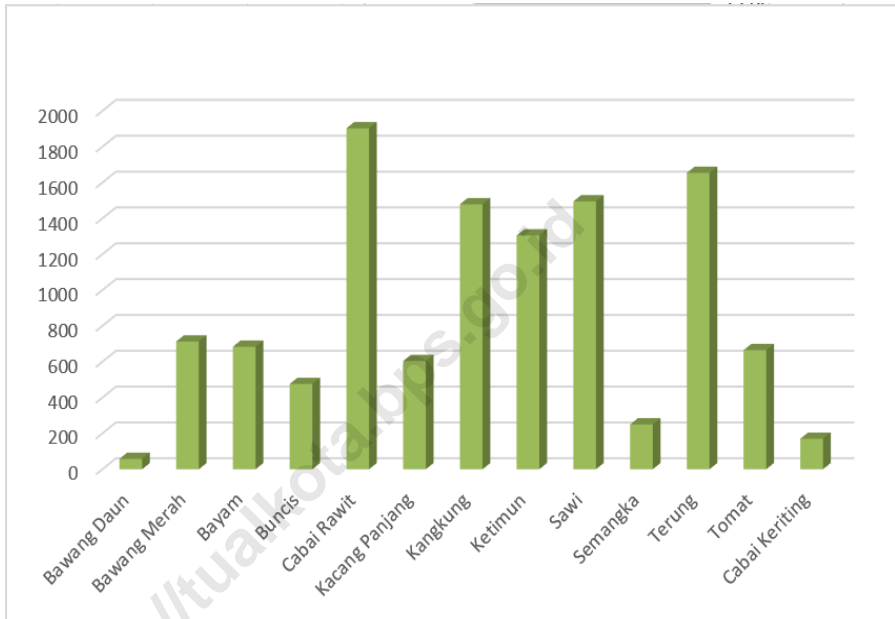
**Produksi Tanaman Biofarmaka Menurut Jenis Tanaman di Kota Tual (kg), 2022 - 2023**  
**Production of Medicinal Plants by Kind of Plant in Tual Municipality (kg), 2022 - 2023**



Sumber/Source : Badan Pusat Statistik, Statistik Pertanian Hortikultura SPH-TBF/BPS-Statistics Indonesia, *Agricultural Statistic for Horticulture SPH-TBF*

**Gambar** 5.2  
**Figures**

**Produksi Tanaman Sayuran Menurut Jenis Tanaman di Kota Tual (kwintal), 2023**  
**Production of Vegetables Plants by Kind of Plant in Tual Municipality (quintal), 2023**



Sumber/Source : Badan Pusat Statistik, Statistik Pertanian Hortikultura SPH-SBS/BPS-Statistics Indonesia, Agricultural Statistic for Horticulture SPH-SBS

## 5.1 HORTIKULTURA

### HORTICULTURE

**Tabel** 5.1.1 **Luas Panen Tanaman Sayuran Menurut Kecamatan dan Jenis Tanaman di Kota Tual (ha), 2022 dan 2023**  
**Table** 5.1.1 **Harvested Area of Vegetables by District and Kind of Plant in Tual Municipality (ha), 2022 and 2023**

| Kecamatan<br><i>District</i> | Bawang Daun/<br><i>Scallion</i> |          | Bawang Merah/<br><i>Shallots</i> |           |
|------------------------------|---------------------------------|----------|----------------------------------|-----------|
|                              | 2022                            | 2023*    | 2022                             | 2023*     |
| (1)                          | (2)                             | (3)      | (4)                              | (5)       |
| Pp. Kur                      | -                               | -        | -                                | -         |
| Kur Selatan                  | -                               | -        | -                                | -         |
| Tayando Tam                  | -                               | -        | -                                | -         |
| Pulau Dullah Utara           | 1                               | 1        | 5                                | 3         |
| Pulau Dullah Selatan         | -                               | -        | 1                                | 7         |
| <b>Tual</b>                  | <b>1</b>                        | <b>1</b> | <b>6</b>                         | <b>10</b> |

Lanjutan Tabel/*Continued Table 5.1.1*

| Kecamatan<br><i>District</i> | Bawang Putih/<br><i>Garlic</i> |       | Bayam/<br><i>Spinach</i> |           |
|------------------------------|--------------------------------|-------|--------------------------|-----------|
|                              | 2022                           | 2023* | 2022                     | 2023*     |
| (1)                          | (6)                            | (7)   | (8)                      | (9)       |
| Pp. Kur                      | -                              | -     | 4                        | 1         |
| Kur Selatan                  | -                              | -     | 3                        | 2         |
| Tayando Tam                  | -                              | -     | 4                        | 2         |
| Pulau Dullah Utara           | -                              | -     | 12                       | 12        |
| Pulau Dullah Selatan         | -                              | -     | 2                        | 1         |
| <b>Tual</b>                  | -                              | -     | <b>25</b>                | <b>18</b> |



Lanjutan Tabel/*Continued Table 5.1.1*

| Kecamatan<br><i>District</i> | Buncis/<br><i>String Bean</i> |          | Cabai Rawit/Chili/<br><i>Cayenne Pepper</i> |           | Kacang Panjang/ <i>Long Beans</i> |          |
|------------------------------|-------------------------------|----------|---------------------------------------------|-----------|-----------------------------------|----------|
|                              | 2022                          | 2023*    | 2022                                        | 2023*     | 2022                              | 2023*    |
| (1)                          | (10)                          | (11)     | (12)                                        | (13)      | (14)                              | (15)     |
| Pp. Kur                      | -                             | -        | 1                                           | 2         | 2                                 | 1        |
| Kur Selatan                  | -                             | -        | 3                                           | 2         | 3                                 | 1        |
| Tayando Tam                  | -                             | -        | 1                                           | 2         | 2                                 | 2        |
| Pulau Dullah Utara           | 1                             | 2        | 11                                          | 11        | 3                                 | 1        |
| Pulau Dullah Selatan         | 2                             | 1        | 2                                           | 4         | 2                                 | 1        |
| <b>Tual</b>                  | <b>3</b>                      | <b>3</b> | <b>18</b>                                   | <b>21</b> | <b>12</b>                         | <b>6</b> |

Lanjutan Tabel/*Continued Table 5.1.1*

| Kecamatan<br><i>District</i> | Kangkung/<br><i>Water Spinach</i> |           | Kembang Kol/<br><i>Cauliflower</i> |          | Kentang/<br><i>Potato</i> |          |
|------------------------------|-----------------------------------|-----------|------------------------------------|----------|---------------------------|----------|
|                              | 2022                              | 2023*     | 2022                               | 2023*    | 2022                      | 2023*    |
| (1)                          | (10)                              | (11)      | (12)                               | (13)     | (14)                      | (15)     |
| Pp. Kur                      | 5                                 | 3         | -                                  | -        | -                         | -        |
| Kur Selatan                  | 2                                 | 4         | -                                  | -        | -                         | -        |
| Tayando Tam                  | 4                                 | 2         | -                                  | -        | -                         | -        |
| Pulau Dullah Utara           | 12                                | 12        | -                                  | -        | -                         | -        |
| Pulau Dullah Selatan         | 5                                 | 4         | -                                  | -        | -                         | -        |
| <b>Tual</b>                  | <b>28</b>                         | <b>25</b> | <b>-</b>                           | <b>-</b> | <b>-</b>                  | <b>-</b> |

Lanjutan Tabel/*Continued Table* 5.1.1

| Kecamatan<br><i>District</i> | Ketimun<br><i>Cucumber</i> |          | Kubis/<br><i>Cabbage</i> |       | Labu Siam/<br><i>Chayote</i> |       |
|------------------------------|----------------------------|----------|--------------------------|-------|------------------------------|-------|
|                              | 2022                       | 2023*    | 2022                     | 2023* | 2022                         | 2023* |
| (1)                          | (10)                       | (11)     | (12)                     | (13)  | (14)                         | (15)  |
| Pp. Kur                      | 3                          | 2        | -                        | -     | -                            | -     |
| Kur Selatan                  | 2                          | 2        | -                        | -     | -                            | -     |
| Tayando Tam                  | 3                          | 1        | -                        | -     | -                            | -     |
| Pulau Dullah Utara           | 2                          | 3        | -                        | -     | -                            | -     |
| Pulau Dullah Selatan         | 1                          | -        | -                        | -     | -                            | -     |
| <b>Tual</b>                  | <b>11</b>                  | <b>8</b> | -                        | -     | -                            | -     |

Lanjutan Tabel/*Continued Table* 5.1.1

| Kecamatan<br><i>District</i> | Melon/<br><i>Melon</i> |          | Paprika/<br><i>Bell Pepper</i> |          | Petsai/Sawi/<br><i>Chinese Cabbage/<br/>mustard green</i> |           |
|------------------------------|------------------------|----------|--------------------------------|----------|-----------------------------------------------------------|-----------|
|                              | 2022                   | 2023*    | 2022                           | 2023*    | 2022                                                      | 2023*     |
| (1)                          | (10)                   | (11)     | (12)                           | (13)     | (14)                                                      | (15)      |
| Pp. Kur                      | -                      | -        | -                              | -        | 5                                                         | 3         |
| Kur Selatan                  | -                      | -        | -                              | -        | 5                                                         | 4         |
| Tayando Tam                  | -                      | -        | -                              | -        | 4                                                         | 3         |
| Pulau Dullah Utara           | 1                      | -        | -                              | -        | 12                                                        | 12        |
| Pulau Dullah Selatan         | -                      | -        | -                              | -        | 3                                                         | 3         |
| <b>Tual</b>                  | <b>1</b>               | <b>-</b> | <b>-</b>                       | <b>-</b> | <b>29</b>                                                 | <b>25</b> |

Lanjutan Tabel/*Continued Table 5.1.1*

| Kecamatan<br>District | Semangka/<br>Water Melon |          | Stroberi/<br>Strawberry |          | Terung/<br>Eggplant |           |
|-----------------------|--------------------------|----------|-------------------------|----------|---------------------|-----------|
|                       | 2022                     | 2023*    | 2022                    | 2023*    | 2022                | 2023*     |
| (1)                   | (16)                     | (17)     | (18)                    | (19)     | (20)                | (21)      |
| Pp. Kur               | -                        | -        | -                       | -        | 3                   | 3         |
| Kur Selatan           | -                        | -        | -                       | -        | 2                   | 2         |
| Tayando Tam           | -                        | -        | -                       | -        | 2                   | 2         |
| Pulau Dullah Utara    | 1                        | 3        | -                       | -        | 4                   | 5         |
| Pulau Dullah Selatan  | -                        | -        | -                       | -        | -                   | -         |
| <b>Tual</b>           | <b>1</b>                 | <b>3</b> | <b>-</b>                | <b>-</b> | <b>11</b>           | <b>12</b> |

Lanjutan Tabel/*Continued Table 5.1.1*

| Kecamatan<br><i>District</i> | Tomat/<br><i>Tomato</i> |          | Wortel/<br><i>Carrot</i> |          | Cabai Besar/TW/<br>Teropong/<br><i>Chili/Big chili</i> |          |
|------------------------------|-------------------------|----------|--------------------------|----------|--------------------------------------------------------|----------|
|                              | 2022                    | 2023*    | 2022                     | 2023*    | 2022                                                   | 2023*    |
| (1)                          | (16)                    | (17)     | (18)                     | (19)     | (20)                                                   | (21)     |
| Pp. Kur                      | 2                       | -        | -                        | -        | -                                                      | -        |
| Kur Selatan                  | -                       | -        | -                        | -        | -                                                      | -        |
| Tayando Tam                  | -                       | -        | -                        | -        | -                                                      | -        |
| Pulau Dullah Utara           | 3                       | 3        | -                        | -        | -                                                      | -        |
| Pulau Dullah Selatan         | 1                       | 2        | -                        | -        | -                                                      | -        |
| <b>Tual</b>                  | <b>6</b>                | <b>5</b> | <b>-</b>                 | <b>-</b> | <b>-</b>                                               | <b>-</b> |

Lanjutan Tabel/*Continued Table* 5.1.1

| Kecamatan<br><i>District</i> | Cabai Keriting /<br><i>Chili/Curly chili</i> |          | Jamur Tiram /<br><i>King Oyster<br/>Mushrooms</i> |       | Jamur Merang /<br><i>Straw Mushrooms</i> |       | Jamur Lainnya/<br><i>Other Mushrooms</i> |       |
|------------------------------|----------------------------------------------|----------|---------------------------------------------------|-------|------------------------------------------|-------|------------------------------------------|-------|
|                              | 2022                                         | 2023*    | 2022                                              | 2023* | 2022                                     | 2023* | 2022                                     | 2023* |
| (1)                          | (16)                                         | (17)     | (18)                                              | (19)  | (20)                                     | (21)  | (22)                                     | (23)  |
| Pp. Kur                      | -                                            | -        | -                                                 | -     | -                                        | -     | -                                        | -     |
| Kur Selatan                  | -                                            | -        | -                                                 | -     | -                                        | -     | -                                        | -     |
| Tayando Tam                  | -                                            | -        | -                                                 | -     | -                                        | -     | -                                        | -     |
| Pulau Dullah Utara           | 2                                            | 2        | -                                                 | -     | -                                        | -     | -                                        | -     |
| Pulau Dullah Selatan         | -                                            | -        | -                                                 | -     | -                                        | -     | -                                        | -     |
| <b>Tual</b>                  | <b>2</b>                                     | <b>2</b> | -                                                 | -     | -                                        | -     | -                                        | -     |

Catatan/*Note*: \* Angka Sementara

Sumber/*Source*: Badan Pusat Statistik, Statistik Pertanian Hortikultura SPH-SBS/BPS-*Statistics Indonesia, Agricultural Statistic for Horticulture SPH-SBS*

**Tabel 5.1.2**      **Produksi Tanaman Sayuran Menurut Kecamatan dan Jenis Tanaman di Kota Tual (kuintal), 2022 dan 2023**  
**Table**      **Production of Vegetables by District and Kind of Plant in Tual Municipality (quintal), 2022 and 2023**

| Kecamatan<br><i>District</i> | Bawang Daun/<br><i>Scallion</i> |           | Bawang Merah/<br><i>Shallots</i> |            |
|------------------------------|---------------------------------|-----------|----------------------------------|------------|
|                              | 2022                            | 2023*     | 2022                             | 2023*      |
| (1)                          | (2)                             | (3)       | (4)                              | (5)        |
| Pp. Kur                      | -                               | -         | -                                | -          |
| Kur Selatan                  | -                               | -         | -                                | -          |
| Tayando Tam                  | -                               | -         | -                                | -          |
| Pulau Dullah Utara           | 79                              | 58        | 393                              | 236        |
| Pulau Dullah Selatan         | -                               | -         | 75                               | 477        |
| <b>Tual</b>                  | <b>79</b>                       | <b>58</b> | <b>468</b>                       | <b>713</b> |



Lanjutan Tabel/*Continued Table 5.1.2*

| Kecamatan<br><i>District</i> | Bawang Putih/<br><i>Garlic</i> |       | Bayam/<br><i>Spinach</i> |            |
|------------------------------|--------------------------------|-------|--------------------------|------------|
|                              | 2022                           | 2023* | 2022                     | 2023*      |
| (1)                          | (6)                            | (7)   | (8)                      | (9)        |
| Pp. Kur                      | -                              | -     | 122                      | 30         |
| Kur Selatan                  | -                              | -     | 79                       | 61         |
| Tayando Tam                  | -                              | -     | 103                      | 61         |
| Pulau Dullah Utara           | -                              | -     | 604                      | 494        |
| Pulau Dullah Selatan         | -                              | -     | 62                       | 38         |
| <b>Tual</b>                  | -                              | -     | <b>970</b>               | <b>684</b> |

Lanjutan Tabel/*Continued Table* 5.1.2

| Kecamatan<br><i>District</i> | Buncis/<br><i>String Bean</i> |            | Cabai Rawit/ Chili/ <i>Cayenne<br/>Pepper</i> |              | Kacang Panjang/ <i>Long Beans</i> |            |
|------------------------------|-------------------------------|------------|-----------------------------------------------|--------------|-----------------------------------|------------|
|                              | 2022                          | 2023*      | 2022                                          | 2023*        | 2022                              | 2023*      |
| (1)                          | (10)                          | (11)       | (12)                                          | (13)         | (14)                              | (15)       |
| Pp. Kur                      | -                             | -          | 90                                            | 197          | 186                               | 101        |
| Kur Selatan                  | -                             | -          | 199                                           | 159          | 287                               | 100        |
| Tayando Tam                  | -                             | -          | 78                                            | 169          | 120                               | 157        |
| Pulau Dullah Utara           | 168                           | 381        | 1.430                                         | 1.036        | 372                               | 140        |
| Pulau Dullah Selatan         | 191                           | 95         | 171                                           | 342          | 198                               | 106        |
| <b>Tual</b>                  | <b>359</b>                    | <b>476</b> | <b>1.968</b>                                  | <b>1.903</b> | <b>1.163</b>                      | <b>604</b> |

Lanjutan Tabel/Continued Table 5.1.2

| Kecamatan<br><i>District</i> | Kangkung/<br><i>Water Spinach</i> |              | Kembang Kol/<br><i>Cauliflower</i> |       | Kentang/<br><i>Potato</i> |       |
|------------------------------|-----------------------------------|--------------|------------------------------------|-------|---------------------------|-------|
|                              | 2022                              | 2023*        | 2022                               | 2023* | 2022                      | 2023* |
| (1)                          | (10)                              | (11)         | (12)                               | (13)  | (14)                      | (15)  |
| Pp. Kur                      | 154                               | 103          | -                                  | -     | -                         | -     |
| Kur Selatan                  | 64                                | 145          | -                                  | -     | -                         | -     |
| Tayando Tam                  | 123                               | 66           | -                                  | -     | -                         | -     |
| Pulau Dullah Utara           | 959                               | 935          | -                                  | -     | -                         | -     |
| Pulau Dullah Selatan         | 179                               | 163          | -                                  | -     | -                         | -     |
| <b>Tual</b>                  | <b>1.479</b>                      | <b>1.412</b> | -                                  | -     | -                         | -     |

Lanjutan Tabel/*Continued Table 5.1.2*

| Kecamatan<br><i>District</i> | Ketimun<br><i>Cucumber</i> |              | Kubis/<br><i>Cabbage</i> |       | Labu Siam/<br><i>Chayote</i> |       |
|------------------------------|----------------------------|--------------|--------------------------|-------|------------------------------|-------|
|                              | 2022                       | 2023*        | 2022                     | 2023* | 2022                         | 2023* |
| (1)                          | (10)                       | (11)         | (12)                     | (13)  | (14)                         | (15)  |
| Pp. Kur                      | 414                        | 288          | -                        | -     | -                            | -     |
| Kur Selatan                  | 318                        | 320          | -                        | -     | -                            | -     |
| Tayando Tam                  | 423                        | 142          | -                        | -     | -                            | -     |
| Pulau Dullah Utara           | 398                        | 555          | -                        | -     | -                            | -     |
| Pulau Dullah Selatan         | 164                        | -            | -                        | -     | -                            | -     |
| <b>Tual</b>                  | <b>1.717</b>               | <b>1.305</b> | -                        | -     | -                            | -     |

Lanjutan Tabel/*Continued Table* 5.1.2

| Kecamatan<br><i>District</i> | Melon/<br><i>Melon</i> |          | Paprika/<br><i>Bell Pepper</i> |          | Petsai/Sawi/<br><i>Chinese Cabbage/Mustard Green</i> |              |
|------------------------------|------------------------|----------|--------------------------------|----------|------------------------------------------------------|--------------|
|                              | 2022                   | 2023*    | 2022                           | 2023*    | 2022                                                 | 2023*        |
| (1)                          | (10)                   | (11)     | (12)                           | (13)     | (14)                                                 | (15)         |
| Pp. Kur                      | -                      | -        | -                              | -        | 230                                                  | 142          |
| Kur Selatan                  | -                      | -        | -                              | -        | 197                                                  | 152          |
| Tayando Tam                  | -                      | -        | -                              | -        | 124                                                  | 108          |
| Pulau Dullah Utara           | 73                     | -        | -                              | -        | 949                                                  | 925          |
| Pulau Dullah Selatan         | -                      | -        | -                              | -        | 164                                                  | 168          |
| <b>Tual</b>                  | <b>73</b>              | <b>-</b> | <b>-</b>                       | <b>-</b> | <b>1.664</b>                                         | <b>1.495</b> |

Lanjutan Tabel/*Continued Table 5.1.2*

| Kecamatan<br><i>District</i> | Semangka/<br><i>Water Melon</i> |            | Stroberi/<br><i>Strawberry</i> |          | Terung/<br><i>Eggplant</i> |              |
|------------------------------|---------------------------------|------------|--------------------------------|----------|----------------------------|--------------|
|                              | 2022                            | 2023*      | 2022                           | 2023*    | 2022                       | 2023*        |
| (1)                          | (16)                            | (17)       | (18)                           | (19)     | (20)                       | (21)         |
| Pp. Kur                      | -                               | -          | -                              | -        | 228                        | 361          |
| Kur Selatan                  | -                               | -          | -                              | -        | 250                        | 258          |
| Tayando Tam                  | -                               | -          | -                              | -        | 228                        | 234          |
| Pulau Dullah Utara           | 76                              | 250        | -                              | -        | 685                        | 801          |
| Pulau Dullah Selatan         | -                               | -          | -                              | -        | -                          | -            |
| <b>Tual</b>                  | <b>76</b>                       | <b>250</b> | <b>-</b>                       | <b>-</b> | <b>1.391</b>               | <b>1.654</b> |

Lanjutan Tabel/*Continued Table 5.1.2*

| Kecamatan<br><i>District</i> | Tomat/<br><i>Tomato</i> |            | Wortel/<br><i>Carrot</i> |       | Cabai Besar/TW/<br><i>Teropong / Chili/Big<br/>chili</i> |       |
|------------------------------|-------------------------|------------|--------------------------|-------|----------------------------------------------------------|-------|
|                              | 2022                    | 2023*      | 2022                     | 2023* | 2022                                                     | 2023* |
| (1)                          | (16)                    | (17)       | (18)                     | (19)  | (20)                                                     | (21)  |
| Pp. Kur                      | 152                     | -          | -                        | -     | -                                                        | -     |
| Kur Selatan                  | -                       | -          | -                        | -     | -                                                        | -     |
| Tayando Tam                  | -                       | -          | -                        | -     | -                                                        | -     |
| Pulau Dullah Utara           | 554                     | 478        | -                        | -     | -                                                        | -     |
| Pulau Dullah Selatan         | 109                     | 187        | -                        | -     | -                                                        | -     |
| <b>Tual</b>                  | <b>815</b>              | <b>665</b> | -                        | -     | -                                                        | -     |

Lanjutan Tabel/*Continued Table 5.1.2*

| Kecamatan<br><i>District</i> | Cabai Keriting/<br><i>Chili/Curly chili</i> |            | Jamur Tiram/<br><i>King Oyster<br/>Mushrooms</i> |       | Jamur Merang/<br><i>Straw Mushrooms</i> |       | Jamur Lainnya/<br><i>Other Mushrooms</i> |       |
|------------------------------|---------------------------------------------|------------|--------------------------------------------------|-------|-----------------------------------------|-------|------------------------------------------|-------|
|                              | 2022                                        | 2023*      | 2022                                             | 2023* | 2022                                    | 2023* | 2022                                     | 2023* |
| (1)                          | (16)                                        | (17)       | (18)                                             | (19)  | (20)                                    | (21)  | (22)                                     | (23)  |
| Pp. Kur                      | -                                           | -          | -                                                | -     | -                                       | -     | -                                        | -     |
| Kur Selatan                  | -                                           | -          | -                                                | -     | -                                       | -     | -                                        | -     |
| Tayando Tam                  | -                                           | -          | -                                                | -     | -                                       | -     | -                                        | -     |
| Pulau Dullah Utara           | 179                                         | 170        | -                                                | -     | -                                       | -     | -                                        | -     |
| Pulau Dullah Selatan         | -                                           | -          | -                                                | -     | -                                       | -     | -                                        | -     |
| <b>Tual</b>                  | <b>179</b>                                  | <b>170</b> | -                                                | -     | -                                       | -     | -                                        | -     |

Catatan/*Note*: \* Angka Sementara

Sumber/*Source*: Badan Pusat Statistik, Statistik Pertanian Hortikultura SPH-SBS/BPS-Statistics Indonesia, *Agricultural Statistic for Horticulture SPH-SBS*



**Tabel**  
**Table** 5.1.3

**Luas Panen Tanaman Sayuran dan Buah-buahan Semusim  
Menurut Jenis Tanaman di Kota Tual (ha), 2020–2023**  
*Harvested Area of Seasonal Vegetables and Fruits by Kind  
of Plant in Tual Municipality (ha), 2020–2023*

| Jenis Tanaman<br>Kind of Plants                 | 2020 | 2021 | 2022 | 2023* |
|-------------------------------------------------|------|------|------|-------|
| (1)                                             | (2)  | (3)  | (4)  | (5)   |
| <b>Sayuran/Vegetables:</b>                      |      |      |      |       |
| Bawang Daun/ <i>Scallion</i>                    | 3    | 1    | 1    | 1     |
| Bawang Merah/ <i>Shallots</i>                   | 8    | 10   | 6    | 10    |
| Bawang Putih/ <i>Garlic</i>                     | -    | -    | -    | -     |
| Bayam/ <i>Spinach</i>                           | 14   | 20   | 25   | 18    |
| Buncis/ <i>String Bean</i>                      | 7    | 3    | 3    | 3     |
| Cabai Besar/TW/Teropong/ <i>Chili/Big chili</i> | ...  | 2    | -    | -     |
| Cabai Keriting/ <i>Curly Chili</i>              | ...  | 5    | 2    | 2     |
| Cabai Rawit/ <i>Chili/Cayenne Pepper</i>        | 14   | 16   | 18   | 21    |
| Jamur Tiram/ <i>Oyster Mushrooms</i>            | ...  | -    | -    | -     |
| Jamur Merang/ <i>Straw Mushrooms</i>            | ...  | -    | -    | -     |
| Jamur Lainnya/ <i>Other Mushrooms</i>           | ...  | -    | -    | -     |
| Kacang Panjang/ <i>Long Beans</i>               | 8    | 9    | 12   | 6     |
| Kangkung/ <i>Water Spinach</i>                  | 19   | 24   | 28   | 25    |
| Kembang Kol/ <i>Cauliflower</i>                 | 2    | 1    | -    | -     |
| Kentang/ <i>Potato</i>                          | -    | -    | -    | -     |
| Ketimun/ <i>Cucumber</i>                        | 7    | 8    | 11   | 8     |
| Kubis/ <i>Cabbage</i>                           | 3    | 2    | -    | -     |

Lanjutan Tabel/*Continued Table 5.1.3*

| Jenis Tanaman/ <i>Kind of Plants</i>         | 2020 | 2021 | 2022 | 2023* |
|----------------------------------------------|------|------|------|-------|
| (1)                                          | (2)  | (3)  | (4)  | (5)   |
| Labu Siam/ <i>Chayote</i>                    | -    | -    | -    | -     |
| Petsai/ <i>Chinese Cabbage/Mustard Green</i> | 17   | 25   | 29   | 25    |
| Terung/ <i>Eggplant</i>                      | 12   | 11   | 11   | 12    |
| Tomat/ <i>Tomato</i>                         | 8    | 9    | 6    | 5     |
| Wortel/ <i>Carrot</i>                        | -    | -    | -    | -     |
| <b>Buah-buahan/<i>Fruits:</i></b>            |      |      |      |       |
| Melon/ <i>Melon</i>                          | 1    | -    | 1    | -     |
| Semangka/ <i>Watermelon</i>                  | 3    | 4    | 1    | 3     |
| Stroberi/ <i>Strawberry</i>                  | -    | -    | -    | -     |

Catatan/*Note:* Angka Sementara

Sumber/*Source:* Badan Pusat Statistik, Statistik Pertanian Hortikultura SPH-SBS/*BPS-Statistics Indonesia, Agricultural Statistic for Horticulture SPH-SBS*

Tabel 5.1.4  
Table

**Produksi Tanaman Sayuran dan Buah-buahan Semusim Menurut Jenis Tanaman di Kota Tual (kuintal), 2020–2023**  
**Production of Seasonal Vegetables and Fruits by Kind of Plant in Tual Municipality (quintal), 2020–2023**

| Jenis Tanaman<br>Kind of Plants                 | 2020  | 2021  | 2022  | 2023* |
|-------------------------------------------------|-------|-------|-------|-------|
| (1)                                             | (2)   | (3)   | (4)   | (5)   |
| <b>Sayuran/Vegetables:</b>                      |       |       |       |       |
| Bawang Daun/ <i>Scallion</i>                    | 168   | 79    | 79    | 58    |
| Bawang Merah/ <i>Shallots</i>                   | 603   | 784   | 468   | 713   |
| Bawang Putih/ <i>Garlic</i>                     | -     | -     | -     | -     |
| Bayam/ <i>Spinach</i>                           | 670   | 787   | 970   | 684   |
| Buncis/ <i>String Bean</i>                      | 684   | 448   | 359   | 476   |
| Cabai Besar/TW/Teropong/ <i>Chili/Big chili</i> | ...   | 213   | -     | -     |
| Cabai Keriting/ <i>Curly Chili</i>              | ...   | 679   | 179   | 170   |
| Cabai Rawit/ <i>Chili/Cayenne Pepper</i>        | 1.189 | 1.676 | 1.968 | 1.903 |
| Jamur Tiram/ <i>Oyster Mushrooms</i>            | ...   | -     | -     | -     |
| Jamur Merang/ <i>Straw Mushrooms</i>            | ...   | -     | -     | -     |
| Jamur Lainnya/ <i>Other Mushrooms</i>           | ...   | -     | -     | -     |
| Kacang Panjang/ <i>Long Beans</i>               | 700   | 860   | 1.163 | 604   |
| Kangkung/ <i>Water Spinach</i>                  | 858   | 1.142 | 1.479 | 1.412 |
| Kembang Kol/ <i>Cauliflower</i>                 | 129   | 69    | -     | -     |
| Kentang/ <i>Potato</i>                          | -     | -     | -     | -     |
| Ketimun/ <i>Cucumber</i>                        | 1.106 | 1.416 | 1.717 | 1.305 |
| Kubis/ <i>Cabbage</i>                           | 167   | 130   | -     | -     |

Lanjutan Tabel/*Continued Table 5.1.4*

| <b>Jenis Tanaman/Kind of Plants</b>          | <b>2020</b> | <b>2021</b> | <b>2022</b> | <b>2023*</b> |
|----------------------------------------------|-------------|-------------|-------------|--------------|
| (1)                                          | (2)         | (3)         | (4)         | (5)          |
| Labu Siam/ <i>Chayote</i>                    | -           | -           | -           | -            |
| Petsai/ <i>Chinese Cabbage/Mustard Green</i> | 781         | 1.374       | 1.664       | 1.495        |
| Terung/ <i>Eggplant</i>                      | 1.651       | 1.371       | 1.391       | 1.654        |
| Tomat/ <i>Tomato</i>                         | 897         | 990         | 815         | 665          |
| Wortel/ <i>Carrot</i>                        | -           | -           | -           | -            |
| <b>Buah–buahan/Fruits:</b>                   |             |             |             |              |
| Melon/ <i>Melon</i>                          | 64          | -           | 73          | -            |
| Semangka/ <i>Watermelon</i>                  | 441         | 284         | 76          | 250          |

Catatan/Note: \* Angka Sementara

Sumber/Source: Badan Pusat Statistik, Statistik Pertanian Hortikultura SPH-SBS/BPS-Statistics Indonesia, *Agricultural Statistic for Horticulture SPH-SBS*

**Tabel**  
**Table** 5.1.5**Luas Panen Tanaman Biofarmaka Menurut Kecamatan dan Jenis Tanaman di Kota Tual (m<sup>2</sup>), 2022 dan 2023**  
**Harvested Area of Medicinal Plants by District and Kind of Plant in Tual Municipality (m<sup>2</sup>), 2022 and 2023**

| Kecamatan<br>District | Jahe<br>Ginger |            | Laos/Lengkuas<br>Galanga |              | Kencur<br>East Indian Galangal |            |
|-----------------------|----------------|------------|--------------------------|--------------|--------------------------------|------------|
|                       | 2022           | 2023*      | 2022                     | 2023*        | 2022                           | 2023*      |
| (1)                   | (2)            | (3)        | (4)                      | (5)          | (6)                            | (7)        |
| Pp. Kur               | -              | -          | -                        | -            | -                              | -          |
| Kur Selatan           | -              | -          | -                        | -            | -                              | -          |
| Tayando Tam           | -              | -          | -                        | -            | -                              | -          |
| Pulau Dullah Utara    | 311            | 270        | 587                      | 536          | 253                            | 249        |
| Pulau Dullah Selatan  | 291            | 285        | 450                      | 552          | 282                            | 240        |
| <b>Tual</b>           | <b>602</b>     | <b>555</b> | <b>1.037</b>             | <b>1.088</b> | <b>535</b>                     | <b>489</b> |

Lanjutan Tabel/*Continued Table 5.1.5*

| Kecamatan<br><i>District</i> | Kunyit<br><i>Turmeric</i> |            | Serai /Lemongrass |            |
|------------------------------|---------------------------|------------|-------------------|------------|
|                              | 2022                      | 2023*      | 2022              | 2023*      |
| (1)                          | (8)                       | (9)        | (12)              | (13)       |
| Pp. Kur                      | -                         | -          | -                 | -          |
| Kur Selatan                  | -                         | -          | -                 | -          |
| Tayando Tam                  | -                         | -          | -                 | -          |
| Pulau Dullah Utara           | 357                       | 247        | 328               | 386        |
| Pulau Dullah Selatan         | 213                       | 312        | 232               | 318        |
| <b>Tual</b>                  | <b>570</b>                | <b>599</b> | <b>560</b>        | <b>704</b> |

Catatan/*Note*: \* Angka Sementara

Sumber/*Source*: Badan Pusat Statistik, Statistik Pertanian Hortikultura SPH-TBF/BPS-*Statistics Indonesia, Agricultural Statistic for Horticulture SPH-TBF*

**Tabel**  
**Table** 5.1.6

**Produksi Tanaman Biofarmaka Menurut Kecamatan dan Jenis Tanaman di Kota Tual (kg), 2022 dan 2023**  
**Production of Medicinal Plants by District and Kind of Plant in Tual Municipality (kg), 2022 and 2023**

| Kecamatan<br>District | Jahe<br>Ginger |              | Kapulaga<br>Java Cardamom |       | Keji Beling/<br>Verbenaceae |       |
|-----------------------|----------------|--------------|---------------------------|-------|-----------------------------|-------|
|                       | 2022           | 2023*        | 2022                      | 2023* | 2022                        | 2023* |
| (1)                   | (2)            | (3)          | (4)                       | (5)   | (6)                         | (7)   |
| Pp. Kur               | -              | -            | -                         | -     | ...                         | ...   |
| Kur Selatan           | -              | -            | -                         | -     | ...                         | ...   |
| Tayando Tam           | -              | -            | -                         | -     | ...                         | ...   |
| Pulau Dullah Selatan  | 1.089          | 1.003        | -                         | -     | ...                         | ...   |
| Pulau Dullah Utara    | 1.018          | 996          | -                         | -     | ...                         | ...   |
| <b>Tual</b>           | <b>2.107</b>   | <b>1.999</b> | -                         | -     | ...                         | ...   |

Lanjutan Tabel/*Continued Table* 5.1.6

| Kecamatan<br><i>District</i> | Kencur/<br><i>East Indian Galangal</i> |              | Kunyit/<br><i>Turmeric</i> |              | Laos/Lengkuas/<br><i>Galanga</i> |              |
|------------------------------|----------------------------------------|--------------|----------------------------|--------------|----------------------------------|--------------|
|                              | 2022                                   | 2023*        | 2022                       | 2023*        | 2022                             | 2023*        |
| (1)                          | (8)                                    | (9)          | (10)                       | (11)         | (12)                             | (13)         |
| Pp. Kur                      | -                                      | -            | -                          | -            | -                                | -            |
| Kur Selatan                  | -                                      | -            | -                          | -            | -                                | -            |
| Tayando Tam                  | -                                      | -            | -                          | -            | -                                | -            |
| Pulau Dullah Utara           | 759                                    | 747          | 1.213                      | 834          | 2.524                            | 2.304        |
| Pulau Dullah Selatan         | 846                                    | 720          | 724                        | 1.061        | 1.931                            | 2.365        |
| <b>Tual</b>                  | <b>1.605</b>                           | <b>1.467</b> | <b>1.937</b>               | <b>1.895</b> | <b>4.455</b>                     | <b>4.669</b> |



Lanjutan Tabel/*Continued Table 5.1.6*

| Kecamatan<br>District | Temukunci/<br>Chinese Keys |       | Temulawak/<br>Java Turmeric |       | Jeruk Nipis/<br>Lime |       | Serai / Lemongrass |              |
|-----------------------|----------------------------|-------|-----------------------------|-------|----------------------|-------|--------------------|--------------|
|                       | 2022                       | 2023* | 2022                        | 2023* | 2022                 | 2023* | 2022               | 2023*        |
| (1)                   | (14)                       | (15)  | (16)                        | (17)  | (18)                 | (19)  | (20)               | (21)         |
| Pp. Kur               | -                          | -     | -                           | -     | -                    | -     | -                  | -            |
| Kur Selatan           | -                          | -     | -                           | -     | -                    | -     | -                  | -            |
| Tayando Tam           | -                          | -     | -                           | -     | -                    | -     | -                  | -            |
| Pulau Dullah Utara    | -                          | -     | -                           | -     | -                    | -     | 1.293              | 1.852        |
| Pulau Dullah Selatan  | -                          | -     | -                           | -     | -                    | -     | 1.010              | 1.476        |
| <b>Tual</b>           | -                          | -     | -                           | -     | -                    | -     | <b>2.303</b>       | <b>3.328</b> |

Catatan/Note: ...

Sumber/Source: Badan Pusat Statistik, Statistik Pertanian Hortikultura SPH-TBF/BPS-Statistics Indonesia, Agricultural Statistic for Horticulture SPH-TBF

**Tabel**  
**Table** 5.1.7**Luas Panen Tanaman Biofarmaka Menurut Jenis Tanaman di Kota Tual (m<sup>2</sup>), 2021–2023**  
**Harvested Area of Medicinal Plants by Kind of Plant in Tual Municipality (m<sup>2</sup>), 2021–2023**

| Jenis Tanaman<br><i>Kind of Plants</i>   | 2021 | 2022  | 2023* |
|------------------------------------------|------|-------|-------|
| (1)                                      | (3)  | (4)   | (5)   |
| Jahe/ <i>Ginger</i>                      | 670  | 602   | 555   |
| Kapulaga/ <i>Java Cardamom</i>           | -    | -     | -     |
| Keji Beling/ <i>Verbenaceae</i>          | ...  | ...   | ...   |
| Kencur/ <i>East Indian Galangal</i>      | 515  | 535   | 489   |
| Kunyit/ <i>Turmeric</i>                  | 511  | 570   | 559   |
| Laos/Lengkuas/ <i>Galanga</i>            | 836  | 1.037 | 1.088 |
| Lempuyang/ <i>Zingiber Aromaticum</i>    | -    | -     | -     |
| Lidah Buaya/ <i>Aloevera</i>             | -    | -     | -     |
| Mahkota Dewa/ <i>Phaleria Macrocarpa</i> | -    | -     | -     |
| Mengkudu/Pace/ <i>Indian Mulberry</i>    | -    | -     | -     |
| Sambiloto/ <i>King of Bitter</i>         | -    | -     | -     |
| Temuireng/ <i>Black Turmeric</i>         | -    | -     | -     |
| Temukunci/ <i>Chinese Keys</i>           | -    | -     | -     |
| Temulawak/ <i>Java Turmeric</i>          | -    | -     | -     |
| Jeruk Nipis/ <i>Lime</i>                 | -    | -     | -     |
| Serai/ <i>Lemongrass</i>                 | 184  | 560   | 704   |

Catatan/Note: <sup>1</sup> Satuan luas panen dalam pohon/*The unit of harvested area are tree*

Sumber/Source: Badan Pusat Statistik, Statistik Pertanian Hortikultura SPH-TBF/BPS-Statistics Indonesia, *Agricultural Statistic for Horticulture SPH-TBF*

**Tabel** 5.1.8 **Produksi Tanaman Biofarmaka Menurut Jenis Tanaman di Kota Tual (kg), 2020–2023**  
**Table** 5.1.8 **Production of Medicinal Plants by Kind of Plant in Tual Municipality (kg), 2020–2023**

| Jenis Tanaman<br>Kind of Plants          | 2021  | 2022  | 2023* |
|------------------------------------------|-------|-------|-------|
| (1)                                      | (3)   | (4)   | (5)   |
| Jahe/ <i>Ginger</i>                      | 2.196 | 2.107 | 1.999 |
| Jeruk Nipis/ <i>Lime</i>                 | -     | -     | -     |
| Kapulaga/ <i>Java Cardamon</i>           | -     | -     | -     |
| Kencur/ <i>East Indian Galangal</i>      | 1.520 | 1.605 | 1.467 |
| Kunyit/ <i>Turmeric</i>                  | 1.750 | 1.937 | 1.895 |
| Laos/ <i>Lengkuas/Galanga</i>            | 3.594 | 4.455 | 4.669 |
| Lempuyang/ <i>Zingiber Aromaticum</i>    | -     | -     | -     |
| Lidah Buaya/ <i>Aloevera</i>             | -     | -     | -     |
| Mahkota Dewa/ <i>Phaleria Macrocarpa</i> | -     | -     | -     |
| Mengkudu/ <i>Indian Mulberry</i>         | -     | -     | -     |
| Temuireng/ <i>Black Turmeric</i>         | -     | -     | -     |
| Temukunci/ <i>Chinese Keys</i>           | -     | -     | -     |
| Temulawak/ <i>Java Turmeric</i>          | -     | -     | -     |
| Sambiloto/ <i>King of Bitter</i>         | -     | -     | -     |
| Serai/ <i>Lemongrass</i>                 | 552   | 2.303 | 3.328 |

Catatan/Note: <sup>1</sup> Satuan luas panen dalam pohon/*The unit of harvested area are tree*  
 Angka sementara

Sumber/Source: Badan Pusat Statistik, Statistik Pertanian Hortikultura SPH-TBF/BPS-Statistics Indonesia, *Agricultural Statistic for Horticulture SPH-TBF*

**Tabel** 5.1.9 **Luas Panen Tanaman Hias Menurut Kecamatan dan Jenis Tanaman di Kota Tual (m<sup>2</sup>), 2022 dan 2023**  
**Table** 5.1.9 **Harvested Area of Ornamental Plants by District and Kind of Plant in Tual Municipality (m<sup>2</sup>), 2022 and 2023**

| Kecamatan<br><i>District</i> | Angrek Pot/ <i>Pot Orchid</i> |       | Angrek Potong/ <i>Cut Orchid</i> |       |
|------------------------------|-------------------------------|-------|----------------------------------|-------|
|                              | 2022                          | 2023* | 2022                             | 2023* |
| (1)                          | (2)                           | (3)   | (4)                              | (5)   |
| Pp. Kur                      | -                             | -     | -                                | -     |
| Kur Selatan                  | -                             | -     | -                                | -     |
| Tayando Tam                  | -                             | -     | -                                | -     |
| Pulau Dullah Utara           | -                             | -     | -                                | -     |
| Pulau Dullah Selatan         | -                             | -     | -                                | -     |
| <b>Tual</b>                  | -                             | -     | -                                | -     |

Lanjutan Tabel/*Continued Table* 5.1.9

| Kecamatan<br><i>District</i> | Krisan/ <i>Chrysantemum</i> |       | Mawar/ <i>Rose</i> |       |
|------------------------------|-----------------------------|-------|--------------------|-------|
|                              | 2022                        | 2023* | 2022               | 2023* |
| (1)                          | (6)                         | (7)   | (8)                | (9)   |
| Pp. Kur                      | -                           | -     | -                  | -     |
| Kur Selatan                  | -                           | -     | -                  | -     |
| Tayando Tam                  | -                           | -     | -                  | -     |
| Pulau Dullah Utara           | -                           | -     | -                  | -     |
| Pulau Dullah Selatan         | -                           | -     | -                  | -     |
| <b>Tual</b>                  | -                           | -     | -                  | -     |

Lanjutan Tabel/*Continued Table 5.1.9*

| Kecamatan<br><i>District</i> | Sedap Malam/ <i>Tuberose</i> |       | Melati/ <i>Jasmine</i> |       | Palem/ <i>Palm</i> |       |
|------------------------------|------------------------------|-------|------------------------|-------|--------------------|-------|
|                              | 2022                         | 2023* | 2022                   | 2023* | 2022               | 2023* |
| (1)                          | (10)                         | (11)  | (12)                   | (13)  | (14)               | (15)  |
| Pp. Kur                      | -                            | -     | -                      | -     | -                  | -     |
| Kur Selatan                  | -                            | -     | -                      | -     | -                  | -     |
| Tayando Tam                  | -                            | -     | -                      | -     | -                  | -     |
| Pulau Dullah Utara           | -                            | -     | -                      | -     | -                  | -     |
| Pulau Dullah Selatan         | -                            | -     | -                      | -     | -                  | -     |
| <b>Tual</b>                  | -                            | -     | -                      | -     | -                  | -     |

Catatan/*Note*:

...

Sumber/*Source*:Badan Pusat Statistik, Statistik Pertanian Hortikultura SPH-TH/*BPS-Statistics Indonesia, Agricultural Statistik for Horticulture SPH-TH*

**Tabel**  
**Table** 5.1.10

**Produksi Tanaman Hias Menurut Kecamatan dan Jenis  
Tanaman di Kota Tual (tangkai), 2022 dan 2023**  
*Production of Ornamental Plants by District and Kind of  
Plant in Tual Municipality (stalks), 2022 and 2023*

| Kecamatan<br><i>District</i> | Angrek Pot/ <i>Pot Orchid</i> |       | Anggrek Potong/ <i>Cut Orchid</i> |       |
|------------------------------|-------------------------------|-------|-----------------------------------|-------|
|                              | 2022                          | 2023* | 2022                              | 2023* |
| (1)                          | (2)                           | (3)   | (4)                               | (5)   |
| Pp. Kur                      | -                             | -     | -                                 | -     |
| Kur Selatan                  | -                             | -     | -                                 | -     |
| Tayando Tam                  | -                             | -     | -                                 | -     |
| Pulau Dullah Utara           | -                             | -     | -                                 | -     |
| Pulau Dullah Selatan         | -                             | -     | -                                 | -     |
| <b>Tual</b>                  | -                             | -     | -                                 | -     |

Lanjutan Tabel/*Continued Table* 5.1.10

| Kecamatan<br><i>District</i> | Krisan/ <i>Chrysantemum</i> |       | Mawar/ <i>Rose</i> |       |
|------------------------------|-----------------------------|-------|--------------------|-------|
|                              | 2022                        | 2023* | 2022               | 2023* |
| (1)                          | (6)                         | (7)   | (8)                | (9)   |
| Pp. Kur                      | -                           | -     | -                  | -     |
| Kur Selatan                  | -                           | -     | -                  | -     |
| Tayando Tam                  | -                           | -     | -                  | -     |
| Pulau Dullah Utara           | -                           | -     | -                  | -     |
| Pulau Dullah Selatan         | -                           | -     | -                  | -     |
| <b>Tual</b>                  | -                           | -     | -                  | -     |



Lanjutan Tabel/*Continued Table* 5.1.10

| Kecamatan<br><i>District</i> | Sedap Malam/ <i>Tuberose</i> |       | Melati/ <i>Jasmine</i> |       | Palem/ <i>Palm</i> |       |
|------------------------------|------------------------------|-------|------------------------|-------|--------------------|-------|
|                              | 2022                         | 2023* | 2022                   | 2023* | 2022               | 2023* |
| (1)                          | (10)                         | (11)  | (12)                   | (13)  | (14)               | (15)  |
| Pp. Kur                      | -                            | -     | -                      | -     | -                  | -     |
| Kur Selatan                  | -                            | -     | -                      | -     | -                  | -     |
| Tayando Tam                  | -                            | -     | -                      | -     | -                  | -     |
| Pulau Dullah Utara           | -                            | -     | -                      | -     | -                  | -     |
| Pulau Dullah Selatan         | -                            | -     | -                      | -     | -                  | -     |
| <b>Tual</b>                  | -                            | -     | -                      | -     | -                  | -     |

Catatan/*Note*:

...

Sumber/*Source*: Badan Pusat Statistik, Statistik Pertanian Hortikultura SPH-TH/BPS-Statistics Indonesia, *Agricultural Statistik for Horticulture SPH-TH*

**Tabel** 5.1.11 **Luas Panen Tanaman Hias Menurut Jenis Tanaman di Kota Tual (m<sup>2</sup>), 2020–2023**  
**Harvested Area of Ornamental Plants by Kind of Plant in Tual Municipality (m<sup>2</sup>), 2020–2023**

| Jenis Tanaman<br><i>Kind of Plants</i>        | 2020 | 2021 | 2022 | 2023* |
|-----------------------------------------------|------|------|------|-------|
| (1)                                           | (2)  | (3)  | (4)  | (5)   |
| Aglaonema                                     | -    | -    | -    | -     |
| Anggrek Pot/ <i>Potted Orchid</i>             | -    | -    | -    | -     |
| Anggrek Potong/ <i>Cut Orchid</i>             | -    | -    | -    | -     |
| Anthurium Bunga/ <i>Flamingo Lily Flower</i>  | -    | -    | -    | -     |
| Bromelia                                      | -    | -    | -    | -     |
| Bugenvil/ <i>Bougainvillea</i>                | -    | -    | -    | -     |
| Cordyline                                     | -    | -    | -    | -     |
| Dracaena/ <i>Dracaena</i>                     | -    | -    | -    | -     |
| Gerbera ( <i>Herbras</i> )                    | -    | -    | -    | -     |
| Heliconia ( <i>Pisang-Pisangan</i> )          | -    | -    | -    | -     |
| Ixora ( <i>Soka</i> )                         | -    | -    | -    | -     |
| Krisan/ <i>Chrysantemum</i>                   | -    | -    | -    | -     |
| Mawar/ <i>Rose</i>                            | -    | -    | -    | -     |
| Melati/ <i>Jasmine</i>                        | -    | -    | -    | -     |
| Pakis/ <i>Leather Leaf Fern</i>               | -    | -    | -    | -     |
| Palem <sup>1</sup> / <i>Palm</i> <sup>1</sup> | -    | -    | -    | -     |
| Phylodendron/ <i>Phylodendron</i>             | -    | -    | -    | -     |
| Puring/ <i>Croton</i>                         | -    | -    | -    | -     |
| Sansevieria ( <i>Pedang-Pedangan</i> )        | -    | -    | -    | -     |
| Sedap Malam/ <i>Tuberose</i>                  | -    | -    | -    | -     |

Catatan/Note: <sup>1</sup> Satuan luas panen dalam pohon/*The unit of harvested area are tree*

Sumber/Source: Badan Pusat Statistik, Statistik Pertanian Hortikultura SPH-TH/BPS-Statistics Indonesia, *Agricultural Statistik for Horticulture SPH-TH*

**Tabel**  
**Table** 5.1.12

**Produksi Tanaman Hias Menurut Jenis Tanaman di Kota Tual (tangkai), 2020–2023**  
**Production of Ornamental Plants by Kind of Plant in Tual Municipality (stalks), 2020–2023**

| Jenis Tanaman<br><i>Kind of Plants</i>            | 2020 | 2021 | 2022 | 2023* |
|---------------------------------------------------|------|------|------|-------|
| (1)                                               | (2)  | (3)  | (4)  | (5)   |
| Aglaonema                                         | -    | -    | -    | -     |
| Anggrek Pot/ <i>Potted Orchid</i>                 | -    | -    | -    | -     |
| Anggrek Potong/ <i>Cut Orchid</i>                 | -    | -    | -    | -     |
| Anthurium Bunga/ <i>Flamingo Lily Flower</i>      | -    | -    | -    | -     |
| Bromelia                                          | -    | -    | -    | -     |
| Bugenvil/ <i>Bougainvillea</i>                    | -    | -    | -    | -     |
| Cordyline                                         | -    | -    | -    | -     |
| Dracaena/ <i>Dracaena</i>                         | -    | -    | -    | -     |
| Gerbera ( <i>Herbras</i> )                        | -    | -    | -    | -     |
| Heliconia (Pisang-Pisangan)                       | -    | -    | -    | -     |
| Ixora ( <i>Soka</i> )                             | -    | -    | -    | -     |
| Krisan/ <i>Chrysantemum</i>                       | -    | -    | -    | -     |
| Mawar/ <i>Rose</i>                                | -    | -    | -    | -     |
| Melati <sup>1</sup> / <i>Jasmine</i> <sup>1</sup> | -    | -    | -    | -     |
| Pakis/ <i>Leather Leaf Fern</i>                   | -    | -    | -    | -     |
| Palem <sup>2</sup> / <i>Palm</i> <sup>2</sup>     | -    | -    | -    | -     |
| Phylodendron/ <i>Phylodendron</i>                 | -    | -    | -    | -     |
| Puring/ <i>Croton</i>                             | -    | -    | -    | -     |
| Sansevieria ( <i>Pedang-Pedangan</i> )            | -    | -    | -    | -     |
| Sedap Malam/ <i>Tuberose</i>                      | -    | -    | -    | -     |

Catatan/Note: <sup>1</sup> Satuan produksi dalam kg/*The unit of production are kg*

<sup>2</sup> Satuan produksi dalam pohon/*The unit of production are tree*

Sumber/Source: Badan Pusat Statistik, Statistik Pertanian Hortikultura SPH-TH/BPS-Statistics Indonesia, Agricultural Statistik for Horticulture SPH-TH

**Tabel** 5.1.13 **Produksi Buah-buahan Menurut Kecamatan dan Jenis Tanaman di Kota Tual (kuintal), 2022 dan 2023**  
**Table** *Production of Fruits by District and Kind of Plant in Tual municipality (kuintal), 2022 and 2023*

| Kecamatan<br><i>District</i> | Alpukat/ <i>Avocado</i> |            | Anggur/ <i>Grape</i> |       |
|------------------------------|-------------------------|------------|----------------------|-------|
|                              | 2022                    | 2023*      | 2022                 | 2023* |
| (1)                          | (2)                     | (3)        | (4)                  | (5)   |
| Pp. Kur                      | 12                      | 29         | -                    | -     |
| Kur Selatan                  | 15                      | 35         | -                    | -     |
| Tayando Tam                  | -                       | 5          | -                    | -     |
| Pulau Dullah Utara           | 57                      | 113        | -                    | -     |
| Pulau Dullah Selatan         | 85                      | 178        | -                    | -     |
| <b>Tual</b>                  | <b>169</b>              | <b>360</b> | -                    | -     |

Lanjutan Tabel/*Continued Table* 5.1.13

| Kecamatan<br><i>District</i> | Apel/ <i>Apple</i> |       | Belimbing/ <i>Star Fruit</i> |            |
|------------------------------|--------------------|-------|------------------------------|------------|
|                              | 2022               | 2023* | 2022                         | 2023*      |
| (1)                          | (6)                | (7)   | (8)                          | (9)        |
| Pp. Kur                      | -                  | -     | 6                            | 9          |
| Kur Selatan                  | -                  | -     | 12                           | 16         |
| Tayando Tam                  | -                  | -     | -                            | 2          |
| Pulau Dullah Utara           | -                  | -     | 16                           | 35         |
| Pulau Dullah Selatan         | -                  | -     | 57                           | 49         |
| <b>Tual</b>                  | -                  | -     | <b>91</b>                    | <b>111</b> |

Lanjutan Tabel/*Continued Table* 5.1.13

| Kecamatan<br><i>District</i> | Duku/Langsar/Kokosan/Duku |       | Durian/Durian |            |
|------------------------------|---------------------------|-------|---------------|------------|
|                              | 2022                      | 2023* | 2022          | 2023*      |
| (1)                          | (10)                      | (11)  | (12)          | (13)       |
| Pp. Kur                      | -                         | -     | 26            | 41         |
| Kur Selatan                  | -                         | -     | 41            | 151        |
| Tayando Tam                  | -                         | -     | -             | -          |
| Pulau Dullah Utara           | -                         | -     | -             | -          |
| Pulau Dullah Selatan         | -                         | -     | -             | -          |
| <b>Tual</b>                  | -                         | -     | <b>67</b>     | <b>192</b> |

Lanjutan Tabel/*Continued Table* 5.1.13

| Kecamatan<br><i>District</i> | Jambu Air/ <i>Water Apple</i> |            | Jambu Biji/ <i>Guava</i> |           |
|------------------------------|-------------------------------|------------|--------------------------|-----------|
|                              | 2022                          | 2023*      | 2022                     | 2023*     |
| (1)                          | (10)                          | (11)       | (12)                     | (13)      |
| Pp. Kur                      | 49                            | 62         | 17                       | 19        |
| Kur Selatan                  | 35                            | 61         | 17                       | 19        |
| Tayando Tam                  | 47                            | 62         | -                        | -         |
| Pulau Dullah Utara           | 31                            | 70         | 23                       | 19        |
| Pulau Dullah Selatan         | 85                            | 112        | 47                       | 41        |
| <b>Tual</b>                  | <b>247</b>                    | <b>367</b> | <b>104</b>               | <b>98</b> |

Lanjutan Tabel/*Continued Table* 5.1.13

| Kecamatan<br><i>District</i> | Jengkol/ <i>Jengkol</i> |       | Jeruk Besar/ <i>Pomelo</i> |            |
|------------------------------|-------------------------|-------|----------------------------|------------|
|                              | 2022                    | 2023* | 2022                       | 2023*      |
| (1)                          | (10)                    | (11)  | (12)                       | (13)       |
| Pp. Kur                      | -                       | -     | -                          | -          |
| Kur Selatan                  | -                       | -     | -                          | -          |
| Tayando Tam                  | -                       | -     | -                          | -          |
| Pulau Dullah Utara           | -                       | -     | 23                         | 39         |
| Pulau Dullah Selatan         | -                       | -     | 99                         | 125        |
| <b>Tual</b>                  | -                       | -     | <b>122</b>                 | <b>164</b> |



Lanjutan Tabel/*Continued Table* 5.1.13

| Kecamatan<br><i>District</i> | Jeruk Siam/Kepron/<br><i>Orange/Tangerine</i> |            | Mangga/ <i>Mango</i> |              |
|------------------------------|-----------------------------------------------|------------|----------------------|--------------|
|                              | 2022                                          | 2023*      | 2022                 | 2023*        |
| (1)                          | (10)                                          | (11)       | (12)                 | (13)         |
| Pp. Kur                      | 23                                            | 38         | 56                   | 670          |
| Kur Selatan                  | 13                                            | 35         | 121                  | 561          |
| Tayando Tam                  | -                                             | -          | 60                   | 140          |
| Pulau Dullah Utara           | 22                                            | 36         | 62                   | 353          |
| Pulau Dullah Selatan         | -                                             | -          | 184                  | 292          |
| <b>Tual</b>                  | <b>58</b>                                     | <b>109</b> | <b>483</b>           | <b>2.016</b> |

Lanjutan Tabel/*Continued Table* 5.1.13

| Kecamatan<br><i>District</i> | Manggis/ <i>Mangosteen</i> |       | Melinjo/ <i>Gnetum/Melinjo</i> |       |
|------------------------------|----------------------------|-------|--------------------------------|-------|
|                              | 2022                       | 2023* | 2022                           | 2023* |
| (1)                          | (10)                       | (11)  | (12)                           | (13)  |
| Pp. Kur                      | -                          | -     | -                              | -     |
| Kur Selatan                  | -                          | -     | -                              | -     |
| Tayando Tam                  | -                          | -     | -                              | -     |
| Pulau Dullah Utara           | -                          | -     | -                              | -     |
| Pulau Dullah Selatan         | -                          | -     | -                              | -     |
| <b>Tual</b>                  | -                          | -     | -                              | -     |

Lanjutan Tabel/*Continued Table* 5.1.13

| Kecamatan<br><i>District</i> | Nangka/Cempedak/ <i>Jackfruit</i> |            | Nenas/ <i>Pineapple</i> |           |
|------------------------------|-----------------------------------|------------|-------------------------|-----------|
|                              | 2022                              | 2023*      | 2022                    | 2023*     |
| (1)                          | (10)                              | (11)       | (12)                    | (13)      |
| Pp. Kur                      | 112                               | 182        | 2                       | 3         |
| Kur Selatan                  | 96                                | 197        | 1                       | 2         |
| Tayando Tam                  | 39                                | 58         | 2                       | 2         |
| Pulau Dullah Utara           | 72                                | 94         | 2                       | 3         |
| Pulau Dullah Selatan         | 243                               | 202        | 2                       | 4         |
| <b>Tual</b>                  | <b>562</b>                        | <b>733</b> | <b>9</b>                | <b>14</b> |

Lanjutan Tabel/*Continued Table* 5.1.13

| Kecamatan<br><i>District</i> | Pepaya/ <i>Papaya</i> |              | Petai/ <i>Twisted Cluster Bean</i> |       |
|------------------------------|-----------------------|--------------|------------------------------------|-------|
|                              | 2022                  | 2023*        | 2022                               | 2023* |
| (1)                          | (10)                  | (11)         | (12)                               | (13)  |
| Pp. Kur                      | 557                   | 664          | -                                  | -     |
| Kur Selatan                  | 287                   | 248          | -                                  | -     |
| Tayando Tam                  | 176                   | 141          | -                                  | -     |
| Pulau Dullah Utara           | 298                   | 271          | -                                  | -     |
| Pulau Dullah Selatan         | 341                   | 162          | -                                  | -     |
| <b>Tual</b>                  | <b>1.659</b>          | <b>1.486</b> | -                                  | -     |

Lanjutan Tabel/*Continued Table* 5.1.13

| Kecamatan<br><i>District</i> | Pisang/ <i>Banana</i> |            | Rambutan/ <i>Rambutan</i> |       |
|------------------------------|-----------------------|------------|---------------------------|-------|
|                              | 2022                  | 2023*      | 2022                      | 2023* |
| (1)                          | (10)                  | (11)       | (12)                      | (13)  |
| Pp. Kur                      | 38                    | 48         | -                         | -     |
| Kur Selatan                  | 34                    | 37         | -                         | -     |
| Tayando Tam                  | 25                    | 42         | -                         | -     |
| Pulau Dullah Utara           | 43                    | 38         | -                         | -     |
| Pulau Dullah Selatan         | 35                    | 39         | -                         | -     |
| <b>Tual</b>                  | <b>175</b>            | <b>204</b> | -                         | -     |

Lanjutan Tabel/*Continued Table* 5.1.13

| Kecamatan<br><i>District</i> | Salak/ <i>Snakefruit</i> |            | Sawo/ <i>Sapodilla/Sawo</i> |       |
|------------------------------|--------------------------|------------|-----------------------------|-------|
|                              | 2022                     | 2023*      | 2022                        | 2023* |
| (1)                          | (10)                     | (11)       | (12)                        | (13)  |
| Pp. Kur                      | 20                       | 55         | -                           | -     |
| Kur Selatan                  | 7                        | 14         | -                           | -     |
| Tayando Tam                  | -                        | -          | -                           | -     |
| Pulau Dullah Utara           | 95                       | 158        | -                           | -     |
| Pulau Dullah Selatan         | 9                        | 10         | -                           | -     |
| <b>Tual</b>                  | <b>131</b>               | <b>237</b> | -                           | -     |

Lanjutan Tabel/*Continued Table* 5.1.13

| Kecamatan<br><i>District</i> | Sirsak/ <i>Soursop</i> |           | Sukun/ <i>Breadfruit</i> |            |
|------------------------------|------------------------|-----------|--------------------------|------------|
|                              | 2022                   | 2023*     | 2022                     | 2023*      |
| (1)                          | (10)                   | (11)      | (12)                     | (13)       |
| Pp. Kur                      | 10                     | 18        | 74                       | 225        |
| Kur Selatan                  | 8                      | 14        | 96                       | 191        |
| Tayando Tam                  | 5                      | 16        | 49                       | 83         |
| Pulau Dullah Utara           | 11                     | 16        | 73                       | 146        |
| Pulau Dullah Selatan         | 10                     | 14        | 94                       | 126        |
| <b>Tual</b>                  | <b>44</b>              | <b>78</b> | <b>386</b>               | <b>771</b> |

Lanjutan Tabel/*Continued Table* 5.1.13

| Kecamatan<br><i>District</i> | Buah naga/ <i>Dragon fruit</i> |       | Lemon |       | Lengkeng/<br><i>Dimocarpus Longan</i> |       |
|------------------------------|--------------------------------|-------|-------|-------|---------------------------------------|-------|
|                              | 2022                           | 2023* | 2022  | 2023* | 2022                                  | 2023* |
| (1)                          | (10)                           | (11)  | (12)  | (13)  | (14)                                  | (15)  |
| Pp. Kur                      | -                              | -     | -     | -     | -                                     | -     |
| Kur Selatan                  | -                              | -     | -     | -     | -                                     | -     |
| Tayando Tam                  | -                              | -     | -     | -     | -                                     | -     |
| Pulau Dullah Utara           | -                              | -     | -     | -     | -                                     | -     |
| Pulau Dullah Selatan         | -                              | -     | -     | -     | -                                     | -     |
| <b>Tual</b>                  | -                              | -     | -     | -     | -                                     | -     |

Catatan/*Note*: ...Sumber/*Source*: Badan Pusat Statistik, Statistik Pertanian Hortikultura SPH-BST/*BPS-Statistics Indonesia, Agricultural Statistic for Horticulture SPH-BST*



**Tabel**  
**Table** 5.1.14

**Produksi Buah-Buahan dan Sayuran Tahunan Menurut Jenis Tanaman di Kota Tual (kuintal), 2020–2023**  
**Production of Annual Fruits and Vegetables by Kind of Plant in Tual Municipality (quintal), 2020–2023**

| Jenis Tanaman/Kind of Plants       | 2020  | 2021  | 2022  | 2023* |
|------------------------------------|-------|-------|-------|-------|
| (1)                                | (2)   | (3)   | (4)   | (5)   |
| <b>Buah–Buahan/Fruits:</b>         |       |       |       |       |
| Alpukat/Avocado                    | 116   | 272   | 169   | 360   |
| Anggur/Grape                       | -     | -     | -     | -     |
| Apel/Apple                         | -     | -     | -     | -     |
| Belimbing/Star Fruit               | 136   | 93    | 91    | 111   |
| Buah Naga/Dragon Fruit             | ...   | -     | -     | -     |
| Duku/Langsat/Kokosan               | -     | -     | -     | -     |
| Durian                             | 24    | 19    | 67    | 192   |
| Jambu Air/Water Apple              | 238   | 254   | 247   | 367   |
| Jambu Biji/Guava                   | 85    | 81    | 104   | 98    |
| Jeruk Pamelon/Pomelo               | 178   | 103   | 122   | 164   |
| Jeruk Lemon/Lemon                  | ...   | -     | -     | -     |
| Jeruk Siam/Kepron/Orange/Tangerine | 59    | 24    | 58    | 109   |
| Lengkeng/Longan                    |       |       |       |       |
| Mangga/Mango                       | 1.372 | 683   | 483   | 2.016 |
| Manggis/Mangosteen                 | -     | -     | -     | -     |
| Nenas/Pineapple                    | 6     | 8     | 9     | 14    |
| Nangka/Cempedak/Jackfruit          | 675   | 589   | 562   | 733   |
| Pepaya/Papaya                      | 2.143 | 1.505 | 1.659 | 1.486 |

Lanjutan Tabel/*Continued Table* 5.1.14

| Jenis Tanaman/ <i>Kind of Plants</i> | 2020 | 2021 | 2022 | 2023* |
|--------------------------------------|------|------|------|-------|
| (1)                                  | (2)  | (3)  | (4)  | (5)   |
| Pisang/ <i>Banana</i>                | 247  | 234  | 175  | 204   |
| Rambutan/ <i>Rambutan</i>            | -    | -    | -    | -     |
| Salak/ <i>Snakefruit</i>             | 129  | 139  | 131  | 237   |
| Sawo/ <i>Sapodilla/Sawo</i>          | -    | -    | -    | -     |
| Sirsak/ <i>Soursop</i>               | 60   | 50   | 44   | 78    |
| Sukun/ <i>Breadfruit</i>             | 225  | 361  | 386  | 771   |
| <b>Sayuran/<i>Vegetables:</i></b>    |      |      |      |       |
| Melinjo/ <i>Gnetum/Melinjo</i>       | -    | -    | -    | -     |
| Petai/ <i>Twisted Cluster Bean</i>   | -    | -    | -    | -     |

Catatan/*Note:* \*Angka Sementara

Sumber/*Source:* Badan Pusat Statistik, Statistik Pertanian Hortikultura SPH-BST/*BPS-Statistics Indonesia, Agricultural Statistic for Horticulture SPH-BST*

## 5.2 PERKEBUNAN ESTATE CROPS

**Tabel 5.2.1** Luas Areal Tanaman Perkebunan Menurut Kecamatan dan Jenis Tanaman di Kota Tual (ha), 2022 dan 2023  
*Planted Area of Estate Crops by District and Type of Crops in Tual Municipality (ha), 2022 and 2023*

| Kecamatan<br><i>District</i> | Kelapa Sawit/Oil Palm |       | Kelapa/Coconut |               |
|------------------------------|-----------------------|-------|----------------|---------------|
|                              | 2022                  | 2023* | 2022           | 2023*         |
| (1)                          | (2)                   | (3)   | (4)            | (5)           |
| Pp. Kur                      | ...                   | ...   | 80,97          | 80,97         |
| Kur Selatan                  | ...                   | ...   | 92,09          | 91,72         |
| Tayando Tam                  | ...                   | ...   | 320            | 319,38        |
| Pulau Dullah Utara           | ...                   | ...   | 35,76          | 183,32        |
| Pulau Dullah Selatan         | ...                   | ...   | 187,05         | 35,36         |
| <b>Tual</b>                  | ...                   | ...   | <b>715,47</b>  | <b>718,01</b> |

Lanjutan Tabel/*Continued Table* 5.2.1

| Kecamatan<br><i>District</i> | Karet/ <i>Rubber</i> |       | Kopi/ <i>Coffee</i> |             |
|------------------------------|----------------------|-------|---------------------|-------------|
|                              | 2022                 | 2023* | 2022                | 2023*       |
| (1)                          | (6)                  | (7)   | (8)                 | (9)         |
| Pp. Kur                      | ...                  | ...   | 20,53               | 20,53       |
| Kur Selatan                  | ...                  | ...   | 37,14               | 37,14       |
| Tayando Tam                  | ...                  | ...   | 12                  | 11,05       |
| Pulau Dullah Utara           | ...                  | ...   | 1,80                | 2,78        |
| Pulau Dullah Selatan         | ...                  | ...   | -                   | -           |
| <b>Tual</b>                  | ...                  | ...   | <b>71,47</b>        | <b>71,5</b> |

Lanjutan Tabel/*Continued Table* 5.2.1

| Kecamatan<br><i>District</i> | Kakao/ <i>Cocoa</i> |       | Tebu/ <i>Sugar cane</i> |       |
|------------------------------|---------------------|-------|-------------------------|-------|
|                              | 2022                | 2023* | 2022                    | 2023* |
| (1)                          | (10)                | (11)  | (12)                    | (13)  |
| Pp. Kur                      | ...                 | ...   | ...                     | ...   |
| Kur Selatan                  | ...                 | ...   | ...                     | ...   |
| Tayando Tam                  | ...                 | ...   | ...                     | ...   |
| Pulau Dullah Utara           | ...                 | ...   | ...                     | ...   |
| Pulau Dullah Selatan         | ...                 | ...   | ...                     | ...   |
| <b>Tual</b>                  | ...                 | ...   | ...                     | ...   |

Lanjutan Tabel/*Continued Table 5.2.1*

| Kecamatan<br><i>District</i> | Teh/ <i>Tea</i> |       | Tembakau/ <i>Tobacco</i> |       |
|------------------------------|-----------------|-------|--------------------------|-------|
|                              | 2022            | 2023* | 2022                     | 2023* |
| (1)                          | (14)            | (15)  | (16)                     | (17)  |
| Pp. Kur                      | ...             | ...   | ...                      | ...   |
| Kur Selatan                  | ...             | ...   | ...                      | ...   |
| Tayando Tam                  | ...             | ...   | ...                      | ...   |
| Pulau Dullah Utara           | ...             | ...   | ...                      | ...   |
| Pulau Dullah Selatan         | ...             | ...   | ...                      | ...   |
| <b>Tual</b>                  | ...             | ...   | ...                      | ...   |

Lanjutan Tabel/Continued Table 5.2.1

| Kecamatan<br>District | Kelapa Hibrida/Hybrid Coconut |              | Cengkeh/Clove |              |
|-----------------------|-------------------------------|--------------|---------------|--------------|
|                       | 2022                          | 2023*        | 2022          | 2023*        |
| (1)                   | (18)                          | (19)         | (20)          | (21)         |
| Pp. Kur               | 25,98                         | 31,98        | 19,80         | 19,8         |
| Kur Selatan           | 4,59                          | 4,95         | 20,69         | 19,58        |
| Tayando Tam           | ...                           | ...          | ...           | ...          |
| Pulau Dullah Utara    | ...                           | ...          | ...           | ...          |
| Pulau Dullah Selatan  | ...                           | ...          | ...           | ...          |
| <b>Tual</b>           | <b>30,57</b>                  | <b>36,93</b> | <b>40,49</b>  | <b>39,38</b> |

Lanjutan Tabel/*Continued Table 5.2.1*

| Kecamatan<br><i>District</i> | Pala/ <i>Nutmeg</i> |               | Kenari/ <i>Walnut</i> |              |
|------------------------------|---------------------|---------------|-----------------------|--------------|
|                              | 2022                | 2023*         | 2022                  | 2023*        |
| (1)                          | (21)                | (22)          | (23)                  | (24)         |
| Pp. Kur                      | 50,34               | 50,34         | 11,82                 | 11,82        |
| Kur Selatan                  | 55,51               | 55,51         | 8,56                  | 8,56         |
| Tayando Tam                  | ...                 | ...           | ...                   | ...          |
| Pulau Dullah Utara           | ...                 | ...           | ...                   | ...          |
| Pulau Dullah Selatan         | ...                 | ...           | ...                   | ...          |
| <b>Tual</b>                  | <b>105,85</b>       | <b>105,85</b> | <b>20,38</b>          | <b>20,38</b> |



Lanjutan Tabel/*Continued Table* 5.2.1

| Kecamatan<br><i>District</i> | Pinang/betel nut |             | Sagu/Sago    |             |
|------------------------------|------------------|-------------|--------------|-------------|
|                              | 2022             | 2023*       | 2022         | 2023*       |
| (1)                          | (25)             | (26)        | (27)         | (28)        |
| Pp. Kur                      | 1,93             | 1,93        | 8,40         | 8,4         |
| Kur Selatan                  | 1,02             | 1,02        | 6,2          | 6,2         |
| Tayando Tam                  | ...              | ...         | ...          | ...         |
| Pulau Dullah Utara           | ...              | ...         | 12,23        | 11,5        |
| Pulau Dullah Selatan         | ...              | ...         | ...          | ...         |
| <b>Tual</b>                  | <b>2,95</b>      | <b>2,95</b> | <b>26,83</b> | <b>26,1</b> |

Sumber/*Source*: Dinas Pertanian Kota Tual/ *Departement of Agriculture of Tual Municipality*

**Tabel**  
**Table** 5.2.2**Produksi Perkebunan Menurut Kecamatan dan Jenis  
Tanaman di Kota Tual (ton), 2022 dan 2023**  
**Production of Estates by District and Type of Crops in Tual  
Municipality (ton), 2022 and 2023**

| Kecamatan<br><i>District</i> | Kelapa Sawit/Oil Palm |       | Kelapa/Coconut |               |
|------------------------------|-----------------------|-------|----------------|---------------|
|                              | 2022                  | 2023* | 2022           | 2023*         |
| (1)                          | (2)                   | (3)   | (4)            | (5)           |
| Pp. Kur                      | ...                   | ...   | 37,4           | 40,55         |
| Kur Selatan                  | ...                   | ...   | 65,09          | 63,26         |
| Tayando Tam                  | ...                   | ...   | 99,39          | 97,58         |
| Pulau Dullah Utara           | ...                   | ...   | 8,4            | 12,22         |
| Pulau Dullah Selatan         | ...                   | ...   | 4,05           | 8,53          |
| <b>Tual</b>                  | ...                   | ...   | <b>214,33</b>  | <b>222,14</b> |

Lanjutan Tabel/*Continued Table* 5.2.2

| Kecamatan<br><i>District</i> | Karet/ <i>Rubber</i> |       | Kopi/ <i>Coffee</i> |              |
|------------------------------|----------------------|-------|---------------------|--------------|
|                              | 2022                 | 2023* | 2022                | 2023*        |
| (1)                          | (6)                  | (7)   | (8)                 | (9)          |
| Pp. Kur                      | ...                  | ...   | 15                  | 14,85        |
| Kur Selatan                  | ...                  | ...   | 39,6                | 18,64        |
| Tayando Tam                  | ...                  | ...   | 8,45                | 2,45         |
| Pulau Dullah Utara           | ...                  | ...   | 1,74                | 1,48         |
| Pulau Dullah Selatan         | ...                  | ...   | –                   | –            |
| <b>Tual</b>                  | ...                  | ...   | <b>65</b>           | <b>37,42</b> |

Lanjutan Tabel/*Continued Table* 5.2.2

| Kecamatan<br><i>District</i> | Kakao/ <i>Cocoa</i> |       | Tebu/ <i>Sugar cane</i> |       |
|------------------------------|---------------------|-------|-------------------------|-------|
|                              | 2022                | 2023* | 2022                    | 2023* |
| (1)                          | (10)                | (11)  | (12)                    | (13)  |
| Pp. Kur                      | ...                 | ...   | ...                     | ...   |
| Kur Selatan                  | ...                 | ...   | ...                     | ...   |
| Tayando Tam                  | ...                 | ...   | ...                     | ...   |
| Pulau Dullah Utara           | ...                 | ...   | ...                     | ...   |
| Pulau Dullah Selatan         | ...                 | ...   | ...                     | ...   |
| <b>Tual</b>                  | ...                 | ...   | ...                     | ...   |

Lanjutan Tabel/*Continued Table 5.2.2*

| Kecamatan<br><i>District</i> | Teh/ <i>Tea</i> |       | Tembakau/ <i>Tobacco</i> |       |
|------------------------------|-----------------|-------|--------------------------|-------|
|                              | 2022            | 2023* | 2022                     | 2023* |
| (1)                          | (14)            | (15)  | (16)                     | (17)  |
| Pp. Kur                      | ...             | ...   | ...                      | ...   |
| Kur Selatan                  | ...             | ...   | ...                      | ...   |
| Tayando Tam                  | ...             | ...   | ...                      | ...   |
| Pulau Dullah Selatan         | ...             | ...   | ...                      | ...   |
| Pulau Dullah Utara           | ...             | ...   | ...                      | ...   |
| <b>Kota Tual</b>             | ...             | ...   | ...                      | ...   |

Lanjutan Tabel/*Continued Table 5.2.2*

| Kecamatan<br><i>District</i> | Kelapa Hibrida/ <i>Hybrid Coconut</i> |             | Cengkeh/ <i>Clove</i> |              |
|------------------------------|---------------------------------------|-------------|-----------------------|--------------|
|                              | 2022                                  | 2023*       | 2022                  | 2023*        |
| (1)                          | (18)                                  | (19)        | (20)                  | (21)         |
| Pp. Kur                      | 42,55                                 | 42,15       | 15,05                 | 8,78         |
| Kur Selatan                  | 14,45                                 | 8,55        | 16,31                 | 7,98         |
| Tayando Tam                  | ...                                   | ...         | ...                   | ...          |
| Pulau Dullah Utara           | ...                                   | ...         | ...                   | ...          |
| Pulau Dullah Selatan         | ...                                   | ...         | ...                   | ...          |
| <b>Tual</b>                  | <b>57,00</b>                          | <b>50,7</b> | <b>31,36</b>          | <b>16,76</b> |

Lanjutan Tabel/*Continued Table 5.2.2*

| Kecamatan<br><i>District</i> | Pala/Nutmeg  |              | Kenari/Walnut |              |
|------------------------------|--------------|--------------|---------------|--------------|
|                              | 2022         | 2023*        | 2022          | 2023*        |
| (1)                          | (21)         | (22)         | (23)          | (24)         |
| Pp. Kur                      | 25,31        | 8,78         | 7,79          | 6,58         |
| Kur Selatan                  | 34,1         | 7,98         | 13,28         | 6,04         |
| Tayando Tam                  | ...          | ...          | ...           | ...          |
| Pulau Dullah Utara           | ...          | ...          | ...           | ...          |
| Pulau Dullah Selatan         | ...          | ...          | ...           | ...          |
| <b>Tual</b>                  | <b>59,41</b> | <b>21,07</b> | <b>15,35</b>  | <b>12,62</b> |

Lanjutan Tabel/*Continued Table 5.2.2*

| Kecamatan<br><i>District</i> | Pinang/betel nut |             | Sagu/Sago  |            |
|------------------------------|------------------|-------------|------------|------------|
|                              | 2022             | 2023*       | 2022       | 2023*      |
| (1)                          | (14)             | (15)        | (16)       | (17)       |
| Pp. Kur                      | 0,7              | 0,65        | ...        | ...        |
| Kur Selatan                  | 0,81             | 0,71        | ...        | ...        |
| Tayando Tam                  | ...              | ...         | ...        | ...        |
| Pulau Dullah Utara           | ...              | ...         | ...        | ...        |
| Pulau Dullah Selatan         | ...              | ...         | ...        | ...        |
| <b>Tual</b>                  | <b>1,51</b>      | <b>1,36</b> | <b>...</b> | <b>...</b> |

Sumber/*Source*: Dinas Pertanian Kota Tual/ *Departement of Agriculture of Tual Municipality*



**Tabel**  
**Table** 5.2.3**Luas Areal Tanaman Perkebunan Rakyat Menurut Jenis Tanaman di Kota Tual (ha), 2019–2023**  
**Planted Area of Estate Crops by Type of Crops in Tual Municipality (ha), 2019–2023**

| <b>Jenis Tanaman</b><br><b>Type of Crops</b>     | <b>2019</b> | <b>2020</b> | <b>2021</b> | <b>2022</b> | <b>2023*</b> |
|--------------------------------------------------|-------------|-------------|-------------|-------------|--------------|
| (1)                                              | (2)         | (3)         | (4)         | (5)         | (6)          |
| <b>Tanaman Tahunan</b><br><b>Perennial Crops</b> |             |             |             |             |              |
| Karet/Rubber                                     | ...         | ...         | ...         | ...         | ...          |
| Kelapa/Coconut                                   | 732,62      | 709,12      | 723,16      | 715,47      | 710,75       |
| Kelapa sawit/Oil palm                            | ...         | ...         | ...         | ...         | ...          |
| Kopi/Coffee                                      | 72,38       | 72,94       | 74,06       | 71,47       | 71,5         |
| Kakao/Cocoa                                      | ...         | ...         | ...         | ...         | ...          |
| Teh/Tea                                          | ...         | ...         | ...         | ...         | ...          |
| Kelapa Hibrida/Hybrid<br>Coconut                 | 26,36       | 28,36       | 31,38       | 30,57       | 710,75       |
| Pala/Nutmeg                                      | 104,83      | 106,39      | 108,8       | 105,85      | 106,85       |
| Cengkeh/Clove                                    | 37,51       | 38,59       | 44,41       | 40,49       | 39,38        |
| Kenari/Walnut                                    | 19,27       | 20,20       | 22,59       | 20,38       | 20,38        |
| Pinang/Betel Nut                                 | 2,89        | 2,89        | 2,89        | 4,95        | 2,95         |
| Sagu/Sago                                        | 26,24       | 24,31       | 24,31       | 26,83       | 26,1         |
| <b>Tanaman Semusim</b><br><b>Seasonal Crops</b>  |             |             |             |             |              |
| Tebu/Sugar cane                                  | ...         | ...         | ...         | ...         | ...          |
| Tembakau/Tobacco                                 | ...         | ...         | ...         | ...         | ...          |
| Nilam/Patchouli                                  | ...         | ...         | ...         | ...         | ...          |

Sumber/Source: Dinas Pertanian Kota Tual/ Department of Agriculture of Tual Municipality

**Tabel**  
**Table** 5.2.4**Produksi Perkebunan Rakyat Menurut Jenis Tanaman di Kota Tual (ton), 2019–2023**  
**Production of Smallholder Estates Crops by Type of Crops in Tual Municipality (ton), 2019–2023**

| <b>Jenis Tanaman</b><br><b>Type of Crops</b>     | <b>2019</b> | <b>2020</b> | <b>2021</b> | <b>2022</b> | <b>2023*</b> |
|--------------------------------------------------|-------------|-------------|-------------|-------------|--------------|
| (1)                                              | (2)         | (3)         | (4)         | (5)         | (6)          |
| <b>Tanaman Tahunan</b><br><b>Perennial Crops</b> |             |             |             |             |              |
| Karet/Rubber                                     | ...         | ...         | ...         | ...         | ...          |
| Kelapa/Coconut                                   | 129,71      | 222,92      | 238,05      | 214,33      | 222,14       |
| Kelapa sawit/Oil palm                            | ...         | ...         | ...         | ...         | ...          |
| Kopi/Coffee                                      | 34,11       | 61,04       | 61,04       | 65          | 37,42        |
| Kakao/Cocoa                                      | ...         | ...         | ...         | ...         | ...          |
| Teh/Tea                                          | ...         | ...         | ...         | ...         | ...          |
| Kelapa Hibrida/Hybrid Coconut                    | 9,30        | 56,00       | 58,91       | 57,00       | 50,7         |
| Pala/Nutmeg                                      | 55,95       | 57,27       | 58,73       | 59,41       | 21,07        |
| Cengkeh/Clove                                    | 16,66       | 30,07       | 21,52       | 31,36       | 16,76        |
| Kenari/Walnut                                    | 11,72       | 15,11       | 18,66       | 15,35       | 12,62        |
| Pinang/Betel Nut                                 | 0,59        | 1,01        | 1,01        | 1,51        | 1,36         |
| Sagu/Sago                                        | ...         | ...         | ...         | ...         | ...          |
| <b>Tanaman Semusim</b><br><b>Seasonal Crops</b>  |             |             |             |             |              |
| Tebu/Sugar cane                                  | ...         | ...         | ...         | ...         | ...          |
| Tembakau/Tobacco                                 | ...         | ...         | ...         | ...         | ...          |
| Nilam/Patchouli                                  | ...         | ...         | ...         | ...         | ...          |

Sumber/Source: Dinas Pertanian Kota Tual/ Department of Agriculture of Tual Municipality

**Tabel 5.2.5** Jumlah Petani Perkebunan Menurut Kecamatan dan Jenis Tanaman di Kota Tual (Kepala Keluarga), 2022 dan 2023  
**Number of Estate Farmers by Subdistrict and Type of Crops in Tual Municipality (householder), 2022 and 2023**

| Kecamatan<br>District | Kelapa Sawit/Oil Palm |       | Kelapa/Coconut |              |
|-----------------------|-----------------------|-------|----------------|--------------|
|                       | 2022                  | 2023* | 2022           | 2023*        |
| (1)                   | (2)                   | (3)   | (4)            | (5)          |
| Pp. Kur               | ...                   | ...   | 157            | 157          |
| Kur Selatan           | ...                   | ...   | 160            | 160          |
| Tayando Tam           | ...                   | ...   | 315            | 315          |
| Pulau Dullah Utara    | ...                   | ...   | 306            | 306          |
| Pulau Dullah Selatan  | ...                   | ...   | 84             | 84           |
| <b>Tual</b>           | ...                   | ...   | <b>1.022</b>   | <b>1.022</b> |

Lanjutan Tabel/*Continued Table* 5.2.5

| Kecamatan<br><i>District</i> | Karet/ <i>Rubber</i> |       | Kopi/ <i>Coffee</i> |           |
|------------------------------|----------------------|-------|---------------------|-----------|
|                              | 2022                 | 2023* | 2022                | 2023*     |
| (1)                          | (6)                  | (7)   | (8)                 | (9)       |
| Pp. Kur                      | ...                  | ...   | 22                  | 22        |
| Kur Selatan                  | ...                  | ...   | 18                  | 18        |
| Tayando Tam                  | ...                  | ...   | 17                  | 17        |
| Pulau Dullah Utara           | ...                  | ...   | -                   | -         |
| Pulau Dullah Selatan         | ...                  | ...   | 6                   | 7         |
| <b>Tual</b>                  | ...                  | ...   | <b>63</b>           | <b>64</b> |

Lanjutan Tabel/*Continued Table 5.2.5*

| Kecamatan<br><i>District</i> | Kakao/ <i>Cocoa</i> |       | Tebu/ <i>Sugar cane</i> |       |
|------------------------------|---------------------|-------|-------------------------|-------|
|                              | 2022                | 2023* | 2022                    | 2023* |
| (1)                          | (10)                | (11)  | (12)                    | (13)  |
| Pp. Kur                      | ...                 | ...   | ...                     | ...   |
| Kur Selatan                  | ...                 | ...   | ...                     | ...   |
| Tayando Tam                  | ...                 | ...   | ...                     | ...   |
| Pulau Dullah Utara           | ...                 | ...   | ...                     | ...   |
| Pulau Dullah Selatan         | ...                 | ...   | ...                     | ...   |
| <b>Tual</b>                  | ...                 | ...   | ...                     | ...   |

Lanjutan Tabel/*Continued Table* 5.2.5

| Kecamatan<br><i>District</i> | Teh/ <i>Tea</i> |       | Tembakau/ <i>Tobacco</i> |       |
|------------------------------|-----------------|-------|--------------------------|-------|
|                              | 2022            | 2023* | 2022                     | 2023* |
| (1)                          | (14)            | (15)  | (16)                     | (17)  |
| Pp. Kur                      | ...             | ...   | ...                      | ...   |
| Kur Selatan                  | ...             | ...   | ...                      | ...   |
| Tayando Tam                  | ...             | ...   | ...                      | ...   |
| Pulau Dullah Utara           | ...             | ...   | ...                      | ...   |
| Pulau Dullah Selatan         | ...             | ...   | ...                      | ...   |
| <b>Tual</b>                  | ...             | ...   | ...                      | ...   |

Lanjutan Tabel/*Continued Table* 5.2.5

| Kecamatan<br><i>District</i> | Kelapa Hibrida/ <i>Hybrid Coconut</i> |           | Cengkeh/ <i>Clove</i> |           |
|------------------------------|---------------------------------------|-----------|-----------------------|-----------|
|                              | 2022                                  | 2023*     | 2022                  | 2023*     |
| (1)                          | (10)                                  | (11)      | (12)                  | (13)      |
| Pp. Kur                      | 53                                    | 53        | 49                    | 49        |
| Kur Selatan                  | 2                                     | 2         | 42                    | 42        |
| Tayando Tam                  | -                                     | -         | -                     | -         |
| Pulau Dullah Utara           | -                                     | -         | -                     | -         |
| Pulau Dullah Selatan         | -                                     | -         | -                     | -         |
| <b>Tual</b>                  | <b>55</b>                             | <b>55</b> | <b>91</b>             | <b>91</b> |

Lanjutan Tabel/*Continued Table 5.2.5*

| Kecamatan<br><i>District</i> | Pala/Nutmeg |           | Kenari/Walnut |            |
|------------------------------|-------------|-----------|---------------|------------|
|                              | 2022        | 2023*     | 2022          | 2023*      |
| (1)                          | (14)        | (15)      | (16)          | (17)       |
| Pp. Kur                      | 53          | 53        | 70            | 70         |
| Kur Selatan                  | 32          | 32        | 46            | 46         |
| Tayando Tam                  | -           | -         | -             | -          |
| Pulau Dullah Utara           | -           | -         | -             | -          |
| Pulau Dullah Selatan         | -           | 5         | -             | -          |
| <b>Tual</b>                  | <b>85</b>   | <b>90</b> | <b>116</b>    | <b>116</b> |



Lanjutan Tabel/*Continued Table* 5.2.5

| Kecamatan<br><i>District</i> | Pinang/Betel Nut |           | Sagu/Sago |           |
|------------------------------|------------------|-----------|-----------|-----------|
|                              | 2022             | 2023*     | 2022      | 2023*     |
| (1)                          | (14)             | (15)      | (16)      | (17)      |
| Pp. Kur                      | 14               | 14        | 16        | 16        |
| Kur Selatan                  | 10               | 10        | 13        | 13        |
| Tayando Tam                  | -                | -         | -         | -         |
| Pulau Dullah Utara           | -                | -         | -         | -         |
| Pulau Dullah Selatan         | -                | -         | 41        | 41        |
| <b>Tual</b>                  | <b>24</b>        | <b>24</b> | <b>70</b> | <b>70</b> |

Sumber/*Source*: Dinas Pertanian Kota Tual/ *Department of Agriculture of Tual Municipality*

### 5.3 TANAMAN FOOD CROPS

**Tabel** 5.3.1 **Luas Panen Tanaman Pangan Menurut Kecamatan dan Jenis Tanaman di Kota Tual, 2022 dan 2023**  
*Harvested Area of Food Crops by Subdistrict and Kind of Plant in Tual Municipality, 2022 and 2023*

| Kecamatan<br><i>District</i> | Padi Ladang/Dry Land Paddy<br>(ha/ha) |          | Jagung/Corn<br>(ha/ha) |           |
|------------------------------|---------------------------------------|----------|------------------------|-----------|
|                              | 2022                                  | 2023*    | 2022                   | 2023*     |
| (1)                          | (2)                                   | (3)      | (4)                    | (5)       |
| Pp. Kur                      | -                                     | -        | 4                      | 5         |
| Kur Selatan                  | -                                     | -        | 5                      | 5         |
| Tayando Tam                  | -                                     | -        | 8                      | 6         |
| Pulau Dullah Utara           | -                                     | -        | 8                      | 15        |
| Pulau Dullah Selatan         | 2                                     | 1        | 6                      | 1         |
| <b>Tual</b>                  | <b>2</b>                              | <b>1</b> | <b>31</b>              | <b>32</b> |

Lanjutan Tabel/*Continued Table* 5.3.1

| Kecamatan<br><i>District</i> | Ketela Pohon/ <i>Cassava</i><br>(ha/ha) |           | Ketela Rambat/ <i>Sweet Potatoes</i><br>(ha/ha) |           |
|------------------------------|-----------------------------------------|-----------|-------------------------------------------------|-----------|
|                              | 2022                                    | 2023*     | 2022                                            | 2023*     |
| (1)                          | (6)                                     | (7)       | (8)                                             | (9)       |
| Pp. Kur                      | 11                                      | 12        | 6                                               | 4         |
| Kur Selatan                  | 12                                      | 14        | 6                                               | 2         |
| Tayando Tam                  | 22                                      | 16        | 7                                               | 5         |
| Pulau Dullah Utara           | 6                                       | 11        | 5                                               | 4         |
| Pulau Dullah Selatan         | 20                                      | 6         | 1                                               | 4         |
| <b>Tual</b>                  | <b>71</b>                               | <b>59</b> | <b>25</b>                                       | <b>19</b> |

Lanjutan Tabel/*Continued Table 5.3.1*

| Kecamatan<br>District | Talas/Tuberous<br>(ha/ha) |          | Umbi-umbian Lainnya/Sweet<br>Potatoes<br>(ha/ha) |          |
|-----------------------|---------------------------|----------|--------------------------------------------------|----------|
|                       | 2022                      | 2023*    | 2022                                             | 2023*    |
| (1)                   | (6)                       | (7)      | (8)                                              | (9)      |
| Pp. Kur               | -                         | -        | -                                                | -        |
| Kur Selatan           | -                         | 1        | -                                                | 1        |
| Tayando Tam           | -                         | 1        | -                                                | 1        |
| Pulau Dullah Utara    | -                         | -        | -                                                | -        |
| Pulau Dullah Selatan  | -                         | -        | -                                                | -        |
| <b>Tual</b>           | -                         | <b>2</b> | -                                                | <b>2</b> |

Lanjutan Tabel/*Continued Table* 5.3.1

| Kecamatan<br><i>District</i> | Kacang Tanah/ <i>Peanuts</i><br>(ha/ha) |          | Kacang Hijau/ <i>Mung Beans</i><br>(ha/ha) |          |
|------------------------------|-----------------------------------------|----------|--------------------------------------------|----------|
|                              | 2022                                    | 2023*    | 2022                                       | 2023*    |
| (1)                          | (6)                                     | (7)      | (8)                                        | (9)      |
| Pp. Kur                      | -                                       | -        | -                                          | -        |
| Kur Selatan                  | -                                       | -        | -                                          | -        |
| Tayando Tam                  | -                                       | 1        | -                                          | -        |
| Pulau Dullah Utara           | 3                                       | 1        | -                                          | 1        |
| Pulau Dullah Selatan         | 1                                       | -        | -                                          | -        |
| <b>Tual</b>                  | <b>4</b>                                | <b>2</b> | <b>-</b>                                   | <b>1</b> |

Catatan/*Note*: ...Sumber/*Source*: Dinas Pertanian Kota Tual/ *Department of Agriculture of Tual Municipality*

**Tabel**  
**Table** 5.3.2

**Produksi Tanaman Pangan Menurut Kecamatan dan Jenis Tanaman di Kota Tual, 2022 dan 2023**  
**Production of Food Crops by Subdistrict and Kind of Plant in Tual Municipality, 2022 and 2023**

| Kecamatan<br>District | Padi Ladang/Dry Land Paddy<br>(ton/ton) |             | Jagung/Corn<br>(ton/ton) |              |
|-----------------------|-----------------------------------------|-------------|--------------------------|--------------|
|                       | 2022                                    | 2023*       | 2022                     | 2023*        |
| (1)                   | (2)                                     | (3)         | (4)                      | (5)          |
| Pp. Kur               | -                                       | -           | 14,9                     | 15           |
| Kur Selatan           | -                                       | -           | 18,6                     | 15,5         |
| Tayando Tam           | -                                       | -           | 29,7                     | 18           |
| Pulau Dullah Utara    | 4,76                                    | 2,27        | 29,7                     | 57           |
| Pulau Dullah Selatan  | -                                       | -           | 22,3                     | 3,4          |
| <b>Tual</b>           | <b>4,76</b>                             | <b>2,27</b> | <b>1.022</b>             | <b>108,9</b> |

Lanjutan Tabel/*Continued Table* 5.3.2

| Kecamatan<br><i>District</i> | Ketela Pohon/ <i>Cassova</i><br>(ton/ton) |               | Ketela Rambat/ <i>Sweet Potatoes</i><br>(ton/ton) |             |
|------------------------------|-------------------------------------------|---------------|---------------------------------------------------|-------------|
|                              | 2022                                      | 2023*         | 2022                                              | 2023*       |
| (1)                          | (6)                                       | (7)           | (8)                                               | (9)         |
| Pp. Kur                      | 223,9                                     | 207,6         | 28,6                                              | 17,2        |
| Kur Selatan                  | 244,3                                     | 264,6         | 28,6                                              | 9,2         |
| Tayando Tam                  | 447,9                                     | 276,8         | 32,7                                              | 22,5        |
| Pulau Dullah Utara           | 407,2                                     | 207,9         | 23,3                                              | 18,8        |
| Pulau Dullah Selatan         | 122,2                                     | 113,4         | 4,65                                              | 18,8        |
| <b>Tual</b>                  | <b>1455,5</b>                             | <b>1070,3</b> | <b>117,85</b>                                     | <b>86,5</b> |

Lanjutan Tabel/*Continued Table 5.3.2*

| Kecamatan<br><i>District</i> | Talas/Tuberous<br>(ton/ton) |             | Umbi-umbian Lainnya/Sweet<br>Potatoes<br>(ton/ton) |             |
|------------------------------|-----------------------------|-------------|----------------------------------------------------|-------------|
|                              | 2022                        | 2023*       | 2022                                               | 2023*       |
| (1)                          | (6)                         | (7)         | (8)                                                | (9)         |
| Pp. Kur                      | -                           | -           | -                                                  | -           |
| Kur Selatan                  | -                           | 12,3        | -                                                  | 13,3        |
| Tayando Tam                  | -                           | 11,5        | -                                                  | 12,1        |
| Pulau Dullah Utara           | -                           | -           | -                                                  | -           |
| Pulau Dullah Selatan         | -                           | -           | -                                                  | -           |
| <b>Tual</b>                  | -                           | <b>23,8</b> | -                                                  | <b>13,3</b> |



Lanjutan Tabel/*Continued Table* 5.3.2

| Kecamatan<br><i>District</i> | Kacang Tanah/ <i>Peanuts</i><br>(ton/ton) |            | Kacang Hijau/ <i>Mung Beans</i><br>(ton/ton) |            |
|------------------------------|-------------------------------------------|------------|----------------------------------------------|------------|
|                              | 2022                                      | 2023*      | 2022                                         | 2023*      |
| (1)                          | (6)                                       | (7)        | (8)                                          | (9)        |
| Pp. Kur                      | -                                         | -          | -                                            | -          |
| Kur Selatan                  | -                                         | -          | -                                            | -          |
| Tayando Tam                  | -                                         | 0,7        | -                                            | -          |
| Pulau Dullah Utara           | 1,5                                       | -          | -                                            | -          |
| Pulau Dullah Selatan         | 5,5                                       | 0,9        | -                                            | 1,3        |
| <b>Tual</b>                  | <b>7</b>                                  | <b>1,6</b> | <b>-</b>                                     | <b>1,3</b> |

Sumber/*Source*: Dinas Pertanian Kota Tual/ *Department of Agriculture of Tual Municipality*

#### 5.4 PERIKANAN FISHERY

**Tabel** 5.4.1 **Jumlah Rumah Tangga Perikanan Menurut Kecamatan dan Subsektor di Kota Tual, 2022 dan 2023**  
**Table** 5.4.1 **Number of Fishery Household by Subdistrict and Subsector in Tual Municipality, 2022 and 2023**

| Kecamatan<br><i>District</i> | Perikanan Laut<br><i>Marine Fisheries</i> |             | Perikanan Budidaya<br><i>Aquaculture</i> |            |
|------------------------------|-------------------------------------------|-------------|------------------------------------------|------------|
|                              | 2022                                      | 2023*       | 2022                                     | 2023*      |
| (1)                          | (2)                                       | (3)         | (4)                                      | (5)        |
| Pp. Kur                      | 258                                       | 258         | -                                        | -          |
| Kur Selatan                  | 288                                       | 288         | -                                        | -          |
| Tayando Tam                  | 465                                       | 475         | 90                                       | 125        |
| Pulau Dullah Utara           | 892                                       | 896         | 253                                      | 258        |
| Pulau Dullah Selatan         | 925                                       | 928         | 188                                      | 182        |
| <b>Tual</b>                  | <b>2828</b>                               | <b>2845</b> | <b>531</b>                               | <b>565</b> |

Sumber/Source: Dinas Perikanan Kota Tual/ *Department of Fishery of Tual Municipality*

**Tabel**  
**Table 5.4.2****Produksi Perikanan Menurut Kecamatan dan Subsektor di Kota Tual, 2022 dan 2023 (ton)**  
**Production of Fishery by Subdistrict and Subsector in Tual Municipality, 2022 and 2023 (ton)**

| Kecamatan<br>District | Perikanan Laut<br>Marine Fisheries |                   | Perikanan Budidaya<br>Aquaculture |                   |
|-----------------------|------------------------------------|-------------------|-----------------------------------|-------------------|
|                       | 2022                               | 2023              | 2022                              | 2023              |
| (1)                   | (2)                                | (3)               | (4)                               | (5)               |
| Pp. Kur               | 2 080,20                           | 2 083,43          | -                                 | -                 |
| Kur Selatan           | 1 976,47                           | 1 978,89          | -                                 | -                 |
| Tayando Tam           | 3 093,27                           | 3 102,48          | 55 600                            | 90 757,00         |
| Pulau Dullah Utara    | 10 325,13                          | 10 333,60         | 57 470                            | 34 227,00         |
| Pulau Dullah Selatan  | 12 613,11                          | 12 626,54         | 45 258                            | 282,05            |
| <b>Tual</b>           | <b>30 088,17</b>                   | <b>30 124,932</b> | <b>158 328</b>                    | <b>125 266,05</b> |

Sumber/Source: Dinas Perikanan Kota Tual/ Department of Fishery of Tual Municipality

**Tabel 5.4.3** Nilai Perikanan Menurut Kecamatan dan Subsektor di Kota Tual, 2022 dan 2023  
**Value of Fishery by Subdistrict and Subsector in Tual Municipality, 2022 and 2023**

| Kecamatan<br>District | Perikanan Laut<br>Marine Fisheries<br>(ribu rupiah/thousand rupiah) |                         | Perikanan Budidaya<br>Aquaculture)<br>(ribu rupiah/thousand rupiah) |                       |
|-----------------------|---------------------------------------------------------------------|-------------------------|---------------------------------------------------------------------|-----------------------|
|                       | 2022                                                                | 2023*                   | 2022                                                                | 2023*                 |
|                       | (1)                                                                 | (2)                     | (3)                                                                 | (4)                   |
| Pp. Kur               | 88 795 115,00                                                       | 88 668 115,00           | -                                                                   | -                     |
| Kur Selatan           | 79 700 450,45                                                       | 79 534 670,45           | -                                                                   | -                     |
| Tayando Tam           | 140 606 575,00                                                      | 140 128 245,00          | 166 800 000                                                         | 2 475 190,00          |
| Pulau Dullah Utara    | 463 511 056,78                                                      | 462 742 156,78          | 135 099 600                                                         | 171 678 550,00        |
| Pulau Dullah Selatan  | 598 615 932,77                                                      | 597 739 482,77          | 173 188 720                                                         | 453 822 530,00        |
| <b>Tual</b>           | <b>1 371 229 130,00</b>                                             | <b>1 368 812 670,00</b> | <b>475 088 320</b>                                                  | <b>627 976 270,00</b> |

Sumber/Source: Dinas Perikanan Kota Tual/ Department of Fishery of Tual Municipality

**Tabel 5.4.4** Jumlah Alat Penangkapan Ikan Menurut Kecamatan dan Jenis di Kota Tual, 2022 dan 2023  
**Number of Fishing Gear by Subdistrict and Kinds in Tual Municipality, 2022 and 2023**

| Kecamatan<br>District | Pukat Udang<br>Shrimp Net |           | Pukat Cincin<br>Purse Seine |            |
|-----------------------|---------------------------|-----------|-----------------------------|------------|
|                       | 2022                      | 2023*     | 2022                        | 2023*      |
| (1)                   | (2)                       | (3)       | (4)                         | (5)        |
| Pp. Kur               | ..                        | ..        | 22                          | 22         |
| Kur Selatan           | ..                        | ..        | 36                          | 36         |
| Tayando Tam           | ..                        | ..        | 25                          | 25         |
| Pulau Dullah Utara    | ..                        | ..        | 32                          | 32         |
| Pulau Dullah Selatan  | ..                        | ..        | 49                          | 49         |
| <b>Tual</b>           | <b>..</b>                 | <b>..</b> | <b>164</b>                  | <b>164</b> |

Lanjutan Tabel/*Continued Table* 5.4.4

| Kecamatan<br><i>District</i> | Pukat Ikan<br><i>Fish Net</i> |      | Bagan/Jaring Angkat<br><i>Lift Net</i> |           |
|------------------------------|-------------------------------|------|----------------------------------------|-----------|
|                              | 2022                          | 2023 | 2022                                   | 2023      |
| (1)                          | (6)                           | (7)  | (8)                                    | (9)       |
| Pp. Kur                      | ..                            | ..   | 4                                      | 4         |
| Kur Selatan                  | ..                            | ..   | 3                                      | 3         |
| Tayando Tam                  | ..                            | ..   | 6                                      | 11        |
| Pulau Dullah Utara           | ..                            | ..   | 18                                     | 18        |
| Pulau Dullah Selatan         | ..                            | ..   | 12                                     | 12        |
| <b>Tual</b>                  | ..                            | ..   | <b>43</b>                              | <b>48</b> |

Lanjutan Tabel/*Continued Table* 5.4.4

| Kecamatan<br><i>District</i> | Jaring Insang Hanyut<br><i>Drift Gill Net</i> |            | Jaring Insang Lingkar<br><i>Encircling Gill Net</i> |            |
|------------------------------|-----------------------------------------------|------------|-----------------------------------------------------|------------|
|                              | 2022                                          | 2023       | 2022                                                | 2023       |
| (1)                          | (6)                                           | (7)        | (8)                                                 | (9)        |
| Pp. Kur                      | 29                                            | 29         | 14                                                  | 14         |
| Kur Selatan                  | 47                                            | 47         | 12                                                  | 12         |
| Tayando Tam                  | 55                                            | 57         | 2                                                   | 2          |
| Pulau Dullah Utara           | 166                                           | 166        | 85                                                  | 85         |
| Pulau Dullah Selatan         | 224                                           | 224        | 37                                                  | 37         |
| <b>Tual</b>                  | <b>521</b>                                    | <b>523</b> | <b>150</b>                                          | <b>150</b> |

Lanjutan Tabel/*Continued Table* 5.4.4

| Kecamatan<br><i>District</i> | Jaring Insang Tetap<br><i>Bottom Gill Net</i> |       | Pancing Tegak<br><i>Vertical Line</i> |       |
|------------------------------|-----------------------------------------------|-------|---------------------------------------|-------|
|                              | 2022                                          | 2023* | 2022                                  | 2023* |
| (1)                          | (6)                                           | (7)   | (8)                                   | (9)   |
| Pp. Kur                      | ...                                           | ...   | ...                                   | ...   |
| Kur Selatan                  | ...                                           | ...   | ...                                   | ...   |
| Tayando Tam                  | ...                                           | ...   | ...                                   | ...   |
| Pulau Dullah Utara           | ...                                           | ...   | ...                                   | ...   |
| Pulau Dullah Selatan         | ...                                           | ...   | ...                                   | ...   |
| <b>Tual</b>                  | ...                                           | ...   | ...                                   | ...   |



Lanjutan Tabel/*Continued Table* 5.4.4

| Kecamatan<br><i>District</i> | <i>Pancing Ulur<br/>Hand Line</i> |              | <i>Pancing Tonda<br/>Troll Line</i> |            |
|------------------------------|-----------------------------------|--------------|-------------------------------------|------------|
|                              | 2022                              | 2023*        | 2022                                | 2023*      |
| (1)                          | (6)                               | (7)          | (8)                                 | (9)        |
| Pp. Kur                      | 165                               | 165          | 21                                  | 21         |
| Kur Selatan                  | 194                               | 154          | 14                                  | 14         |
| Tayando Tam                  | 342                               | 347          | 29                                  | 29         |
| Pulau Dullah Utara           | 496                               | 500          | 78                                  | 78         |
| Pulau Dullah Selatan         | 490                               | 493          | 92                                  | 92         |
| <b>Tual</b>                  | <b>1.647</b>                      | <b>1.659</b> | <b>254</b>                          | <b>254</b> |

Lanjutan Tabel/*Continued Table* 5.4.4

| Kecamatan<br><i>District</i> | Pancing Lainnya<br><i>Other Fishing Gear</i> |       | Alat Pengumpul Kerang<br><i>Shell-Fish Collectors</i> |       |
|------------------------------|----------------------------------------------|-------|-------------------------------------------------------|-------|
|                              | 2022                                         | 2023* | 2022                                                  | 2023* |
| (1)                          | (6)                                          | (7)   | (8)                                                   | (9)   |
| Pp. Kur                      | ..                                           | ..    | ..                                                    | ..    |
| Kur Selatan                  | ..                                           | ..    | ..                                                    | ..    |
| Tayando Tam                  | ..                                           | ..    | ..                                                    | ..    |
| Pulau Dullah Utara           | ..                                           | ..    | ..                                                    | ..    |
| Pulau Dullah Selatan         | ..                                           | ..    | ..                                                    | ..    |
| <b>Tual</b>                  | ..                                           | ..    | ..                                                    | ..    |

Lanjutan Tabel/*Continued Table* 5.4.4

| Kecamatan<br><i>District</i> | <i>Alat Pengumpul Teripang<br/>Sea-Cucumber Collectors</i> |           | <i>Alat Pengumpul Rumput Laut<br/>Seaweed Collectors</i> |       |
|------------------------------|------------------------------------------------------------|-----------|----------------------------------------------------------|-------|
|                              | 2022                                                       | 2023*     | 2022                                                     | 2023* |
| (1)                          | (6)                                                        | (7)       | (8)                                                      | (9)   |
| Pp. Kur                      | ...                                                        | ...       | ...                                                      | ...   |
| Kur Selatan                  | ...                                                        | ...       | ...                                                      | ...   |
| Tayando Tam                  | ...                                                        | ...       | ...                                                      | ...   |
| Pulau Dullah Utara           | ...                                                        | ...       | ...                                                      | ...   |
| Pulau Dullah Selatan         | ...                                                        | 16        | ...                                                      | ...   |
| <b>Tual</b>                  | ...                                                        | <b>16</b> | ...                                                      | ...   |

Lanjutan Tabel/*Continued Table* 5.4.4

| Kecamatan<br><i>District</i> | Sero<br><i>Sero</i> |      | Bubu<br><i>Fish Trap</i> |      |
|------------------------------|---------------------|------|--------------------------|------|
|                              | 2022                | 2023 | 2022                     | 2023 |
| (1)                          | (6)                 | (7)  | (8)                      | (9)  |
| Pp. Kur                      | ...                 | ...  | ...                      | ...  |
| Kur Selatan                  | ...                 | ...  | ...                      | ...  |
| Tayando Tam                  | ...                 | ...  | ...                      | ...  |
| Pulau Dullah Utara           | ...                 | ...  | ...                      | ...  |
| Pulau Dullah Selatan         | ...                 | ...  | ...                      | ...  |
| <b>Tual</b>                  | ...                 | ...  | ...                      | ...  |

Lanjutan Tabel/*Continued Table* 5.4.4

| Kecamatan<br><i>District</i> | Lain-lain<br><i>Others</i> |           | Jumlah<br><i>Total</i> |              |
|------------------------------|----------------------------|-----------|------------------------|--------------|
|                              | 2022                       | 2023*     | 2022                   | 2023         |
| (1)                          | (6)                        | (7)       | (8)                    | (9)          |
| Pp. Kur                      | 3                          | 3         | 258                    | 258          |
| Kur Selatan                  | 2                          | 2         | 288                    | 288          |
| Tayando Tam                  | 6                          | 4         | 465                    | 475          |
| Pulau Dullah Utara           | 17                         | 17        | 892                    | 896          |
| Pulau Dullah Selatan         | 21                         | 21        | 925                    | 944          |
| <b>Tual</b>                  | <b>49</b>                  | <b>47</b> | <b>2.828</b>           | <b>2.861</b> |

Sumber/*Source*: Dinas Perikanan Kota Tual/ *Department of Fishery of Tual Municipality*

**Tabel** 5.4.5 **Jumlah Alat Penangkapan Ikan (Perahu) Menurut Kecamatan dan Jenis di Kota Tual, 2022 dan 2023**  
**Table** **Number of Fishing Gear by Subdistrict and Kinds in Tual Municipality, 2022 and 2023**

| Kecamatan<br>District | Perahu Tanpa Motor<br>Non-Powered Boats |              | Perahu Motor Tempel<br>Out – Boards Motors |              |
|-----------------------|-----------------------------------------|--------------|--------------------------------------------|--------------|
|                       | 2022                                    | 2023         | 2022                                       | 2023         |
| (1)                   | (2)                                     | (3)          | (4)                                        | (5)          |
| Pp. Kur               | 141                                     | 140          | 108                                        | 109          |
| Kur Selatan           | 188                                     | 188          | 96                                         | 96           |
| Tayando Tam           | 334                                     | 332          | 111                                        | 123          |
| Pulau Dullah Utara    | 523                                     | 523          | 319                                        | 323          |
| Pulau Dullah Selatan  | 448                                     | 443          | 401                                        | 409          |
| <b>Tual</b>           | <b>1.634</b>                            | <b>1.626</b> | <b>1.035</b>                               | <b>1.060</b> |

Lanjutan Tabel/*Continued Table* 5.4.5

| Kecamatan<br><i>District</i> | Kapal Motor<br><i>In – Board Motors</i> |            | Jumlah<br><i>Total</i> |              |
|------------------------------|-----------------------------------------|------------|------------------------|--------------|
|                              | 2022                                    | 2023       | 2022                   | 2023         |
| (1)                          | (6)                                     | (7)        | (8)                    | (9)          |
| Pp. Kur                      | 9                                       | 9          | 258                    | 258          |
| Kur Selatan                  | 4                                       | 4          | 288                    | 288          |
| Tayando Tam                  | 20                                      | 20         | 465                    | 475          |
| Pulau Dullah Utara           | 50                                      | 50         | 892                    | 896          |
| Pulau Dullah Selatan         | 76                                      | 76         | 925                    | 928          |
| <b>Tual</b>                  | <b>159</b>                              | <b>159</b> | <b>2.828</b>           | <b>2.845</b> |

Sumber/*Source*: Dinas Perikanan Kota Tual/ *Department of Fishery of Tual Municipality*

**Tabel** 5.4.6 **Jumlah Nelayan dan Kelompok Nelayan Menurut Kecamatan di Kota Tual, 2022 dan 2023**  
**Number of Fisherman and Fisherman Group by Subdistrict in Tual Municipality, 2022 and 2023**

| Kecamatan<br><i>District</i> | Buruh Nelayan<br><i>Fishing Laborers</i> | Nelayan<br><i>Fisherman</i> | Total Nelayan<br><i>Fisherman Total</i> | Kelompok Nelayan<br><i>Fisherman Group</i> |
|------------------------------|------------------------------------------|-----------------------------|-----------------------------------------|--------------------------------------------|
| (1)                          | (2)                                      | (3)                         | (4)                                     | (5)                                        |
| Pp. Kur                      | 118                                      | 258                         | 376                                     | 37                                         |
| Kur Selatan                  | 107                                      | 288                         | 395                                     | 71                                         |
| Tayando Tam                  | 283                                      | 475                         | 758                                     | 144                                        |
| Pulau Dullah Utara           | 397                                      | 896                         | 1.293                                   | 534                                        |
| Pulau Dullah Selatan         | 591                                      | 928                         | 1.519                                   | 327                                        |
| <b>Tual</b>                  | <b>1.496</b>                             | <b>2.845</b>                | <b>4.341</b>                            | <b>1.113</b>                               |

Sumber/Source: Dinas Perikanan Kota Tual/ Department of Fishery of Tual Municipality



Tabel 5.4.7  
TableProduksi Ikan Menurut Jenis di Kota Tual, 2021–2023  
Production of Fish by Kinds in Tual Municipality, 2021–2023

| Jenis Kinds                   | 2021 (ton/ton) | 2022 (ton/ton) | 2023 (ton/ton) |
|-------------------------------|----------------|----------------|----------------|
| (1)                           | (2)            | (3)            | (4)            |
| Udang                         | ...            | ...            | ...            |
| Cakalang                      | ...            | ...            | 42,59          |
| Tuna                          | ...            | ...            | ...            |
| Madidihang, Tuna Sirip Kuning | 18,77          | 25,80          | 20,69          |
| Tenggiri                      | 2.452,50       | 2.434,77       | 2.616,43       |
| Tembang                       | 2.397,02       | 2.007,83       | 1.930,77       |
| Siro                          | 924,34         | 921,32         | 725,36         |
| Selar Kuning                  | 3.532,42       | 2.794,70       | 3.136,44       |
| Pisang-pisang                 | 456,90         | 510,69         | 622,11         |
| Kembung                       | 468,77         | 1.304,05       | 1.215,96       |
| Lolosi papan                  | 472,35         | 505,90         | 615,88         |
| Lencam                        | 688,14         | 984,36         | 812,73         |
| Julung                        | 178,96         | 333,80         | 220,75         |
| Gurita                        | -              | 0,92           | 0,28           |
| Teri                          | 940,96         | 1.080,20       | 1.526,25       |
| Selar                         | ...            | ...            | ...            |
| Layang                        | 4.381,67       | 3.749,22       | 3.713,39       |
| Cucut                         | ...            | ...            | ...            |
| Tongkol                       | 2.053,08       | 2.523,74       | 1.270,01       |
| Tetengek                      | ...            | ...            | ...            |
| Layur                         | ...            | ...            | ...            |
| Terubuk                       | ...            | ...            | ...            |
| Gulamah/Tigawaja              | ...            | ...            | ...            |
| Sebelah                       | ...            | ...            | ...            |
| Kuwe                          | 5.586,42       | 5.084,29       | 5.449,96       |
| Peperek                       | ...            | ...            | ...            |

Lanjutan Tabel/*Continued Table 5.4.7*

| <b>Jenis<br/>Kinds</b> | <b>2021<br/>(ton/ton)</b> | <b>2022<br/>(ton/ton)</b> | <b>2023<br/>(ton/ton)</b> |
|------------------------|---------------------------|---------------------------|---------------------------|
| <b>(1)</b>             | <b>(2)</b>                | <b>(3)</b>                | <b>(4)</b>                |
| Beloso                 | ...                       | ...                       |                           |
| Kakap Merah            | 1 232,08                  | 1 773,89                  | 1.504,92                  |
| Kakap Putih            | 2,32                      | 2,78                      | 2,38                      |
| Pari                   | ...                       | ...                       | ...                       |
| Bawal Putih            | ...                       | ...                       | ...                       |
| Bawal Hitam            | ...                       | ...                       | ...                       |
| Kuro/Senangin          | ...                       | ...                       | ...                       |
| Kerapu                 | 2 322,00                  | 2 292,31                  | 2.408,46                  |
| Manyung                | ...                       | ...                       | ...                       |
| Bundar                 | ...                       | ...                       | ...                       |
| Parang-Parang          | ...                       | ...                       | ...                       |
| Barakuda               | ...                       | ...                       | ...                       |
| Belanak                | 69,89                     | 244,56                    | 149,65                    |
| Baronang               | 745,26                    | 481,05                    | 323,35                    |
| Biji Nangka            | 38,50                     | 67,12                     | 19,49                     |
| Gajih                  | ...                       | ...                       | ...                       |
| Gerot-Gerot            | ...                       | ...                       | ...                       |
| Ikan Lidah             | ...                       | ...                       | ...                       |
| Kapas-Kapas            | 613,78                    | 610,12                    | 230,03                    |
| Kuniran                | ...                       | ...                       | ...                       |
| Kurau                  | ...                       | ...                       | ...                       |
| Pinjalo                | ...                       | ...                       | ...                       |
| Rejung                 | ...                       | ...                       | ...                       |
| Serinding              | ...                       | ...                       | ...                       |
| Swangi                 | ...                       | ...                       | ...                       |
| Lemuru                 | ...                       | ...                       | ...                       |
| Lencan                 | 688,14                    | 984,36                    | 812,73                    |
| Merah Bambang          | ...                       | ...                       | ...                       |

Lanjutan Tabel/*Continued Table 5.4.7*

| <b>Jenis<br/>Kinds</b> | <b>2021<br/>(ton/ton)</b> | <b>2022<br/>(ton/ton)</b> | <b>2023<br/>(ton/ton)</b> |
|------------------------|---------------------------|---------------------------|---------------------------|
| <b>(1)</b>             | <b>(2)</b>                | <b>(3)</b>                | <b>(4)</b>                |
| Ekor Kuning            | ...                       | ...                       | ...                       |
| Cumi                   | 0,62                      | 1,12                      | 2,16                      |
| Kurisi                 | 262,30                    | 353,65                    | 113,94                    |
| Lain-Lain              | ...                       | ...                       | ...                       |
| <b>Tual</b>            | <b>29 839,03</b>          | <b>30 088,17</b>          | <b>30 124,93</b>          |

Sumber/Source: Dinas Perikanan Kota Tual/ *Department of Fishery of Tual Municipality*

**Tabel 5.4.8** Jumlah Kunjungan Kapal Perikanan Menurut Bulan di Pelabuhan Perikanan Nusantara Tual, 2017–2023  
**Number of Boat Fishing Visits by Month in Nusantara Fishing Port of Tual, 2017–2023**

| Bulan<br>Month      | 2017       | 2018       | 2019       | 2020       | 2021       | 2022       | 2023       |
|---------------------|------------|------------|------------|------------|------------|------------|------------|
| (1)                 | (2)        | (3)        | (4)        | (5)        | (6)        | (7)        | (8)        |
| Januari/ January    | 22         | 15         | 35         | 12         | ...        | 19         | 21         |
| Februari/ February  | 22         | 48         | 27         | 27         | ...        | 23         | 23         |
| Maret/ March        | 16         | 13         | 31         | 28         | ...        | 42         | 24         |
| April/April         | 31         | 14         | 15         | 56         | ...        | 27         | 26         |
| Mei/May             | 17         | 12         | 20         | 97         | ...        | 23         | 23         |
| Juni/June           | 12         | 30         | 53         | 80         | ...        | 46         | 25         |
| Juli/July           | 18         | 22         | 127        | 88         | ...        | 35         | 31         |
| Agustus/August      | 18         | 31         | 117        | 87         | ...        | 34         | 17         |
| September/September | 9          | 73         | 119        | 73         | ...        | 72         | 19         |
| Oktober/October     | 68         | 42         | 130        | 94         | ...        | 72         | 29         |
| November/November   | 34         | 110        | 50         | 60         | ...        | 62         | 18         |
| Desember/December   | 40         | 79         | 68         | 37         | ...        | 63         | 40         |
| <b>Tual</b>         | <b>307</b> | <b>489</b> | <b>792</b> | <b>739</b> | <b>...</b> | <b>518</b> | <b>296</b> |

Sumber/Source: Pelabuhan Perikanan Nusantara/ Nusantara Fishing Port of Tual

**Tabel**  
**Table** 5.4.9**Harga Ikan Menurut Jenis di Pelabuhan Perikanan  
Nusantara Tual, 2023**  
*Price of Fish by Kinds in Nusantara Fishing Port of Tual, 2023*

| Jenis<br>Kinds             | Rata-rata<br>Average<br>(Rp) |
|----------------------------|------------------------------|
| (1)                        | (2)                          |
| Baronang                   | 35.000                       |
| Belanak                    | 25.000                       |
| Biji Nangka Karang         | 30.000                       |
| Cakalang [SKJ]             | 50.000                       |
| Cumi-cumi                  | 70.000                       |
| Gurita                     | 70.000                       |
| Julung-julung              | 25.000                       |
| Kakap Merah                | 50.000                       |
| Kakap Putih                | 50.000                       |
| Kapas-kapas                | 30.000                       |
| Kembung                    | 50.000                       |
| Kerapu Bebek; Kerapu Tikus | 50.000                       |
| Kerapu Macan               | 50.000                       |
| Kerapu Sunu                | 50.000                       |
| Kurisi                     | 50.000                       |
| Kuwe                       | 50.000                       |
| Layang                     | 50.000                       |
| Lencam                     | 50.000                       |
| Lolosi Papan               | 25.000                       |
| Pisang-pisang              | 25.000                       |
| Selar Kuning               | 20.000                       |
| Siro                       | 20.000                       |
| Tembang                    | 20.000                       |
| Tenggiri                   | 100.000                      |
| Teri Gepeng                | 20.000                       |

Lanjutan Tabel/*Continued Table* 5.4.9

| Jenis<br>Kinds                 | Rata-rata<br>Average<br>(Rp) |
|--------------------------------|------------------------------|
| (1)                            | (2)                          |
| Teripang Kacang                | 800.000                      |
| Teripang Pasir; Teripang Putih | 1.000.000                    |
| Teripang Susuan Putih          | 1.150.000                    |
| Tongkol                        | 50.000                       |
| Tongkol Komo                   | 50.000                       |
| Tuna Sirip Kuning ; Madidihang | 50.000                       |

Sumber/*Source*: Pelabuhan Perikanan Nusantara/ *Nusantara Fishing Port of Tual*

Tabel 5.4.10  
Table

**Produksi dan Nilai Ikan Menurut Jenis di Pelabuhan Perikanan Nusantara Tual Triwulan IV, 2023**  
**Production and Value of Fish by Type at Tual Archipelago Fishing Port Quarter IV, 2023**

| Jenis Kinds    | Produksi Production (Kg) | Nilai Value (Rp 000) |
|----------------|--------------------------|----------------------|
| (1)            | (2)                      | (3)                  |
| Alu-alu        | 272                      | 4.977.600            |
| Aruan tasek    | 573                      | 7.277.100            |
| Bawal hitam    | 61.171                   | 1.345.762.000        |
| Bawal jenggot  | 25.027                   | 22.8303.000          |
| Cakalang (skj) | 4.995                    | 84.813.000           |
| Cucut baster   | 4.613                    | 345.975.00           |
| Cucut botol    | 5.427                    | 40.7025.00           |
| Cumi-cumi      | 36.707                   | 1.159.791.200        |
| Gumalah        | 105.159                  | 1.051.590.000        |
| Gurisi         | 8.049                    | 193.986.000          |
| Hiu            | 6.995                    | 47.157.500           |
| Ikan layaran   | 764                      | 13.160.000           |
| Kakap merah    | 192                      | 5.760.000            |
| Kerapu karang  | 1.139                    | 36.325.000           |
| Kerapu         | 17                       | 6.885.00             |
| Kuro, senangin | 1.443                    | 26.090.200           |
| Kuwe pectoral  | 1.859                    | 14.259.400           |
| Layang benggol | 18.485                   | 217.586.000          |
| Layang deles   | 39.256                   | 471.579.000          |
| Layur (LHT)    | 353.689                  | 5.694.770.000        |
| Lemadang       | 469                      | 4.826.000            |
| Lemuru         | 321                      | 1.605.000            |
| Lencam         | 315                      | 5.934.000            |
| Madidihang     | 13.355                   | 246.970.500          |
| Manyung, Jahan | 12.493                   | 95.659.500           |

Lanjutan Tabel/*Continued Table* 5.4.10

| Jenis Kinds           | Produksi Production (Kg) | Nilai Value (Rp 000) |
|-----------------------|--------------------------|----------------------|
| (1)                   | (2)                      | (3)                  |
| Marlin biru           | 450                      | 10.350.000           |
| Remang putih          | 37.242                   | 670.356.000          |
| Selar bentong         | 870                      | 10.440.000           |
| Selar kuning          | 2.185                    | 21.850.000           |
| Selar; bengol; angora | 1.921                    | 23.052.000           |
| Sunglir               | 195                      | 1.365.000            |
| Talang-talang         | 770                      | 13.013.000           |
| Tenggiri batang       | 5.711                    | 126.687.000          |
| Tenggiri papan        | 144                      | 3.168.000            |
| Teri                  | 813.933                  | 6.979.250.000        |
| Tetengkek             | 820                      | 12.792.000           |
| Tongkol banyar        | 18.359                   | 171.784.000          |
| Tongkol pisang-balaki | 29.657                   | 257.251.000          |
| Tuna mata besar       | 9.594                    | 431.505.000          |

Sumber/Source: Pelabuhan Perikanan Nusantara/ *Nusantara Fishing Port of Tual*



**Tabel 5.4.11** **Data Alat Tangkap di PP Tual, 2023**  
**Table** **Fishing Gear Data at PP Tual, 2023**

| Jenis Kinds          | Produksi Production (Kg)                     |
|----------------------|----------------------------------------------|
| (1)                  | (2)                                          |
| Bagan Perahu         | Bagan Perahu                                 |
| Jaring Insang Hanyut | Jaring Insang Hanyut                         |
| Pukat Labuh          | Pukat Labuh                                  |
| Pancing Tonda        | Pancing Tonda                                |
| Pancing Ulur         | Pancing Ulur                                 |
| Jaring Bobo          | Pukat Cincin Pelagis Kecil dengan Satu Kapal |

Sumber/Source: Pelabuhan Perikanan Nusantara/ *Nusantara Fishing Port of Tual*

**Tabel 5.4.12** Data Kategori Kapal Penangkap Ikan di PP Tual Triwulan IV, 2023  
**Table** *Fishing Vessel Category Data at PP Tual Quarter IV, 2023*

| Kategori Kapal Penangkap Ikan | Bulan Oktober | Bulan November | Bulan Desember |
|-------------------------------|---------------|----------------|----------------|
| (1)                           | (2)           | (3)            | (4)            |
| < 5 GT                        | 183           | 88             | 12             |
| 5-10 GT                       | 28            | 27             | 12             |
| 10-20 GT                      | -             | -              | -              |
| 20-30 GT                      | 2             | 4              | 6              |
| 30-50 GT                      | -             | -              | -              |
| 50-100 GT                     | -             | -              | 2              |
| 100-200 GT                    | 12            | 6              | 31             |
| 200-300 GT                    | -             | -              | -              |
| 300-500 GT                    | 1             | -              | 2              |
| 500-1000 GT                   | -             | -              | -              |
| > 1000 GT                     | -             | -              | -              |
| <b>Jumlah Total</b>           | <b>226</b>    | <b>125</b>     | <b>65</b>      |

Sumber/Source: Pelabuhan Perikanan Nusantara/ Nusanara Fishing Port of Tual

## 5.5 PETERNAKAN LIVESTOCK

**Tabel** 5.5.1 **Populasi Ternak Menurut Kecamatan dan Jenis Ternak di Kota Tual, 2022 dan 2023**  
*Population of Livestocks by Subdistrict and Kind in Tual Municipality, 2022 and 2023*

| Kecamatan<br>District | Sapi<br>Cows<br>(ekor/head) |            | Kambing<br>Goats<br>(ekor/head) |              | Babi<br>Pigs<br>(ekor/head) |            |
|-----------------------|-----------------------------|------------|---------------------------------|--------------|-----------------------------|------------|
|                       | 2022                        | 2023       | 2022                            | 2023         | 2022                        | 2023       |
| (1)                   | (2)                         | (3)        | (4)                             | (5)          | (6)                         | (7)        |
| Pp. Kur               | 185                         | 230        | 928                             | 725          | -                           | -          |
| Kur Selatan           | 72                          | 80         | 787                             | 563          | -                           | -          |
| Tayando Tam           | 50                          | 35         | 983                             | -            | -                           | -          |
| Pulau Dullah Utara    | 351                         | 340        | 1.237                           | 1.120        | 157                         | 155        |
| Pulau Dullah Selatan  | 199                         | 178        | 2.792                           | 2.682        | 149                         | 165        |
| <b>Tual</b>           | <b>857</b>                  | <b>863</b> | <b>6.727</b>                    | <b>5.090</b> | <b>306</b>                  | <b>320</b> |

Sumber/Source: Dinas Pertanian Kota Tual/ Department of Agriculture of Tual Municipality

**Tabel**  
**Table** 5.5.2**Produksi Daging Ternak Menurut Kecamatan dan Jenis Ternak di Kota Tual, 2022 dan 2023**  
**Meat Production of Livestocks by Subdistrict and Kind in Tual Municipality, 2022 and 2023**

| Kecamatan<br>District | Sapi<br>Cows<br>(ton/ton) |             | Kambing<br>Goats<br>(ton/ton) |            | Babi<br>Pigs<br>(ton/ton) |            |
|-----------------------|---------------------------|-------------|-------------------------------|------------|---------------------------|------------|
|                       | 2022                      | 2023*       | 2022                          | 2023*      | 2022                      | 2023       |
| (1)                   | (2)                       | (3)         | (4)                           | (5)        | (6)                       | (7)        |
| Pp. Kur               | 0,64                      | 0,5         | 0,27                          | 0,15       | -                         | -          |
| Kur Selatan           | 0,7                       | 0,6         | 0,2                           | 0,25       | -                         | -          |
| Tayando Tam           | 0,5                       | 0,4         | 0,3                           | 0,2        | -                         | -          |
| Pulau Dullah Utara    | 2                         | 2,5         | 2,3                           | 2,1        | 1,3                       | 1,2        |
| Pulau Dullah Selatan  | 9,2                       | 8,4         | 7                             | 6,5        | 2,1                       | 2,5        |
| <b>Tual</b>           | <b>13,04</b>              | <b>12,4</b> | <b>10,07</b>                  | <b>9,2</b> | <b>3,4</b>                | <b>3,7</b> |

Sumber/Source: Dinas Pertanian Kota Tual/ Department of Agriculture of Tual Municipality

**Tabel**  
**Table** 5.5.3

**Populasi Unggas Menurut Kecamatan dan Jenis Unggas di Kota Tual, 2022 dan 2023**  
**Population of Poultrys by Subdistrict and Kind in Tual Municipality, 2022 and 2023**

| Kecamatan<br>District | Itik<br>Duck<br>(ekor/head) |              | Ayam Buras<br>Non Layer Chicken<br>(ekor/head) |               | Ayam Ras<br>Layer Chicken<br>(ekor/head) |               |
|-----------------------|-----------------------------|--------------|------------------------------------------------|---------------|------------------------------------------|---------------|
|                       | 2022                        | 2023*        | 2022                                           | 2023*         | 2022                                     | 2023          |
| (1)                   | (2)                         | (3)          | (4)                                            | (5)           | (6)                                      | (7)           |
| Pp. Kur               | 275                         | 254          | 2.160                                          | 1.983         | -                                        | -             |
| Kur Selatan           | 256                         | 235          | 1.321                                          | 1.124         | -                                        | -             |
| Tayando Tam           | 268                         | 242          | 4.253                                          | 3.145         | -                                        | -             |
| Pulau Dullah Utara    | 843                         | 623          | 5.446                                          | 4.355         | 30.484                                   | 46.210        |
| Pulau Dullah Selatan  | 324                         | 220          | 2.089                                          | 1.891         | 1.373                                    | 950           |
| <b>Tual</b>           | <b>1.966</b>                | <b>1.574</b> | <b>15.269</b>                                  | <b>12.498</b> | <b>39.389</b>                            | <b>47.160</b> |

Sumber/Source: Dinas Pertanian Kota Tual/ Department of Agriculture of Tual Municipality

**Tabel**  
**Table** 5.5.4

**Produksi Daging Unggas Menurut Kecamatan dan Jenis Unggas di Kota Tual, 2022 dan 2023**  
**Meat Production of Poultrys by Subdistrict and Kind in Tual Municipality, 2022 and 2023**

| Kecamatan<br>District | Itik<br>Duck<br>(ton/ton) |             | Ayam Buras<br>Non Layer Chicken<br>(ton/ton) |             | Ayam Ras<br>Layer Chicken<br>(ton/ton) |            |
|-----------------------|---------------------------|-------------|----------------------------------------------|-------------|----------------------------------------|------------|
|                       | 2022                      | 2023*       | 2022                                         | 2023*       | 2022                                   | 2023       |
| (1)                   | (2)                       | (3)         | (4)                                          | (5)         | (6)                                    | (7)        |
| Pp. Kur               | 0,05                      | 0,04        | 0,18                                         | 0,28        | -                                      | -          |
| Kur Selatan           | 0,03                      | 0,02        | 0,14                                         | 0,24        | -                                      | -          |
| Tayando Tam           | 0,02                      | 0,1         | 0,05                                         | 0,18        | -                                      | -          |
| Pulau Dullah Utara    | 0,16                      | 0,25        | 0,3                                          | 0,41        | 4                                      | 4,2        |
| Pulau Dullah Selatan  | 0,12                      | 0,18        | 0,47                                         | 0,38        | 1                                      | 1,2        |
| <b>Tual</b>           | <b>0,38</b>               | <b>0,59</b> | <b>1,14</b>                                  | <b>1,49</b> | <b>5</b>                               | <b>5,4</b> |

Sumber/Source: Dinas Pertanian Kota Tual/ Department of Agriculture of Tual Municipality

**Tabel**  
**Table** 5.5.5

**Produksi Telur Unggas Menurut Kecamatan dan Jenis Unggas di Kota Tual, 2022 dan 2023**  
**Egg Production of Poultrys by Subdistrict and Kind in Tual Municipality, 2022 and 2023**

| Kecamatan<br>District | Itik<br>Duck<br>(kg/kg) |              | Ayam Buras<br>Non Layer Chicken<br>(kg/kg) |               | Ayam Ras<br>Layer Chicken<br>(kg/kg) |                   |
|-----------------------|-------------------------|--------------|--------------------------------------------|---------------|--------------------------------------|-------------------|
|                       | 2022                    | 2023*        | 2022                                       | 2023*         | 2022                                 | 2023              |
| (1)                   | (2)                     | (3)          | (4)                                        | (5)           | (6)                                  | (7)               |
| Pp. Kur               | 81,2                    | 60,5         | 330,6                                      | 297,2         | -                                    | -                 |
| Kur Selatan           | 76,8                    | 63,4         | 332                                        | 286,4         | -                                    | -                 |
| Tayando Tam           | 75,6                    | 62,6         | 803,7                                      | 504,5         | -                                    | -                 |
| Pulau Dullah Utara    | 85,2                    | 187,5        | 569,3                                      | 271           | 754.950                              | 864.832           |
| Pulau Dullah Selatan  | 212,8                   | 70,8         | 311,4                                      | 432,8         | 11.250                               | 10.546            |
| <b>Tual</b>           | <b>531,6</b>            | <b>444,8</b> | <b>5 332</b>                               | <b>1791,9</b> | <b>766 200</b>                       | <b>11.410.832</b> |

Sumber/Source: Dinas Pertanian Kota Tual/ Department of Agriculture of Tual Municipality





# BAB 06

## INDUSTRI, PERTAMABANGAN, DAN ENERGI

INDUSTRY, MINING, AND ENERGY

### Produksi Listrik pada PT PLN UP3 Tual



ULP Tual Kota

36.073

KP Kur

15.857

Jumlah Pelanggan Listrik PT.PLN  
UP3 Tual Tahun 2023 sebanyak

51.930



**PENJELASAN TEKNIS**

1. Kapasitas listrik terpasang adalah total kapasitas dari seluruh mesin pembangkit listrik yang dioperasikan.
2. Listrik yang dibangkitkan adalah jumlah listrik yang dibangkitkan oleh seluruh mesin pembangkit listrik dan dinyatakan dalam satuan dasar Watt hours.
3. Jumlah listrik/gas/air bersih yang terjual/didistribusikan adalah banyaknya listrik/gas/air bersih yang disalurkan kepada para pelanggan.
4. Kapasitas produksi potensial adalah hubungan antara output yang sebenarnya diproduksi dengan peralatan yang terpasang dan potensi output yang dapat diproduksi dengan peralatan terpasang tersebut, jika kapasitas sepenuhnya digunakan.
5. Volume air bersih yang disalurkan adalah banyaknya air bersih yang disalurkan oleh perusahaan air bersih (dalam satuan m<sup>3</sup>). Semakin besar volume air bersih yang disalurkan maka akan semakin terpenuhi kebutuhan konsumen akan air bersih.

**TECHNICAL NOTES**

1. *Installed electricityMunicipality capacity is the total capacity of all operated power plants machines.*
2. *ElectricityMunicipality generated is the amount of electricityMunicipality generated by all power plant engine in Watt hours standard unit.*
3. *Sold / distributed electricityMunicipality/gas/ cleaned water is total electricityMunicipality/gas/cleaned water distributed to customers.*
4. *Potential capacityMunicipality production is relationship between output that is actually produced with the installed equipment, and the potential output which could be produced with it, if capacityMunicipality was fully used.*
5. *Volume of water distributed is the amount of water that can be distributed by the water company (in units of m<sup>3</sup>). The greater the volume of water distributed it will be increasingly fulfilled the needs of consumers for clean water.*

<https://tualkota.bps.go.id>

**ULASAN****DESCRIPTION**

Perkembangan industri di Kota Tual tahun 2023 meliputi industri pangan, industri sandang, industri logam dan elektronika, industri kerajinan umum, dan industri kimia dan bahan bangunan. Jumlah perbengkelan yang terdaftar di Dinas Perindustrian dan Perdagangan Kota Tual sebanyak 108 perusahaan yang tersebar di seluruh kecamatan dengan nilai investasi sebesar 3.804.500.000.

Pada sektor ketenagalistrikan, layanan jaringan listrik Kota Tual tersebar pada 3 (tiga) Unit Layanan Pelanggan (ULP) yakni ULP Tual Kota, ULP Kur (ULP Dobo), dan ULP Elat. Jumlah pelanggan listrik Kota Tual yang terdaftar pada PT. PLN (Persero) UP3 Tual meningkat dalam 5 (lima) tahun terakhir hingga mencapai 60.702 pelanggan di tahun 2023. Dari sisi produksi, jumlah produksi listrik yang terjual pada mencapai 9.972.037 Kwh dari total 10.646.240 KWh listrik yang dihasilkan di tahun 2023 atau sekitar 93,67 persen.

Pada sektor air bersih, jumlah pelanggan air bersih Kota Tual Tahun 2023 sebanyak 9.109 pelanggan. Kecamatan Pp. Kur, Kur Selatan, dan Tayando Tam merupakan kecamatan yang tidak memiliki jumlah pelanggan air bersih karena tidak menggunakan air bersih yang berasal dari Perusahaan Daerah Air Minum Kota Tual.

*Industrial development in Tual Municipality in 2023 includes the food industry, clothing industry, metal and electronics industry, general handicraft industry, and chemical and building materials industry. The number of workshops registered at the Industry and Trade Office of Tual Municipality is 108 companies spread across all sub-districts with an investment value of 3,804,500,000.*

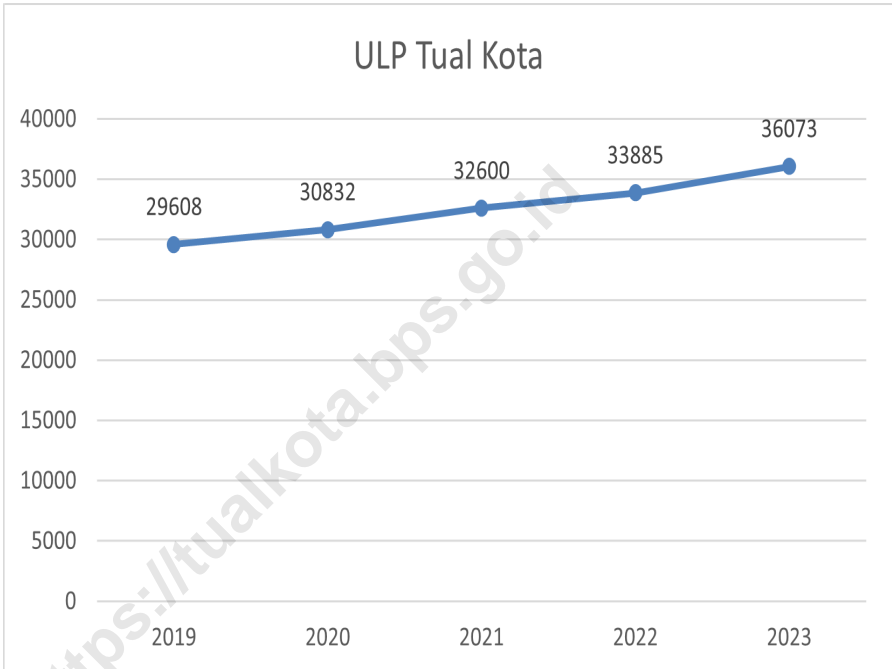
*In the electricity sector, Tual Municipality's electricity network services are spread across 3 (three) Customer Service Units (ULPs) namely Tual Municipality ULP, Kur ULP (Dobo ULP), and Elat ULP. The number of Tual Municipality electricity customers registered with PT PLN (Persero) UP3 Tual has increased in the last 5 (five) years to reach 60,702 customers in 2023. In terms of production, the amount of electricity production sold reached 9,972,037 Kwh from a total of 10,646,240 KWh of electric generated in 2023 or about 93.67 percent.*

*In the clean water sector, the number of clean water customers in Tual Municipality in 2023 is 9,109 customers. The sub-districts of Pp. Kur, Kur Selatan, and Tayando Tam are sub-districts that do not have a number of clean water customers because they do not use clean water from the Regional Drinking Water Company of Kota Tual.*

<https://tualkota.bps.go.id>

**Gambar** 6.1  
**Figures**

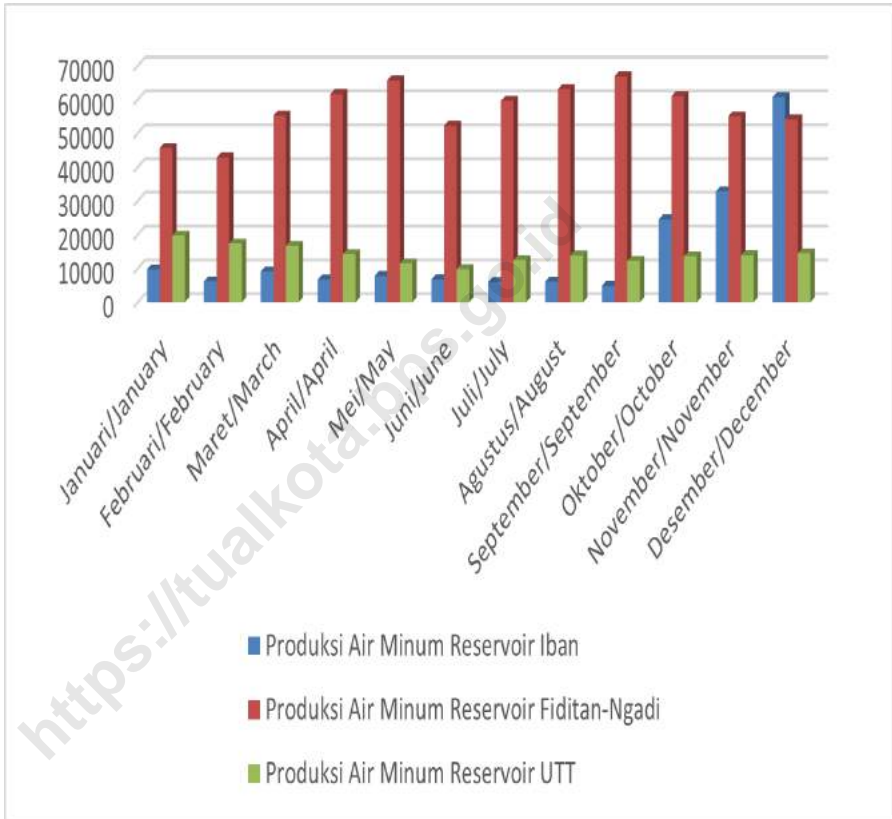
**Jumlah Pelanggan Listrik PT PLN UP3 Tual, 2023**  
**Number of PT PLN UP3 Tual Electricity Customers, 2023**



Sumber/Source : PT. PLN (Persero) UP3 Tual/ PT. PLN (Persero) UP3 Tual

**Gambar** 6.2  
**Figures**

**Produksi Air Minum menurut Bulan di PDAM Cabang Tual, 2023**  
**Drinking Water Production by Month at PDAM Tual Branch, 2023**



Sumber/Source : PDAM Kota Tual/ PDAM of Tual Municipality



**Tabel**  
**Table** 6.1**Daya Terpasang, Produksi, dan Distribusi Listrik PT. PLN (Persero) pada Cabang/Ranting PLN UP3 Tual, 2023**  
***Installed Electricity Power, Production, and Distribution of PT. PLN (Persero) at PLN UP3 Tual Branch, 2023***

| <b>Kecamatan</b><br><b>District</b> | <b>Daya Terpasang</b><br><b>Installed Electricity Power</b><br><b>(KW)</b> | <b>Produksi Listrik</b><br><b>Electricity Production</b><br><b>(KWh)</b> | <b>Listrik Terjual</b><br><b>Electricity Sold</b><br><b>(KWh)</b> | <b>Dipakai Sendiri</b><br><b>Own Used</b><br><b>(KWh)</b> | <b>Susut/Hilang</b><br><b>Shrinkage/Lost</b><br><b>(KWh)</b> |
|-------------------------------------|----------------------------------------------------------------------------|--------------------------------------------------------------------------|-------------------------------------------------------------------|-----------------------------------------------------------|--------------------------------------------------------------|
| (1)                                 | (2)                                                                        | (3)                                                                      | (4)                                                               | (5)                                                       | (6)                                                          |
| ULP Tual Kota                       | 54.846.250                                                                 | 6.450.847                                                                | 6.060.760                                                         | 49.451                                                    | 414.376                                                      |
| KP Kur (ULP Dobo)                   | 26.671.450                                                                 | 3.667.524                                                                | 3.413.264                                                         | 18.816                                                    | 274.624                                                      |
| <b>Jumlah</b>                       | <b>81.517.700</b>                                                          | <b>10.118.371</b>                                                        | <b>9.474.023</b>                                                  | <b>68.267</b>                                             | <b>689.000</b>                                               |

Sumber/Source: PT. PLN (Persero) UP3 Tual/ PT. PLN (Persero) UP3 Tual

**Tabel**  
**Table 6.2****Jumlah Pelanggan Listrik PT PLN UP3 Tual, 2023**  
**Number of PT PLN UP3 Tual Electricity Municipality Customers, 2023**

| <b>Kecamatan<br/>District</b> | <b>2019</b>   | <b>2020</b>   | <b>2021</b>   | <b>2022</b>   | <b>2023</b>   |
|-------------------------------|---------------|---------------|---------------|---------------|---------------|
| (1)                           |               |               |               |               | (2)           |
| ULP Tual Kota                 | 29.608        | 30.832        | 32.600        | 33.885        | 36.073        |
| KP Kur (ULP Dobo)             | ...           | ...           | ...           | ...           | 15.857        |
| <b>Jumlah</b>                 | <b>29.608</b> | <b>30.832</b> | <b>32.600</b> | <b>33.885</b> | <b>51.930</b> |

Sumber/Source: PT. PLN (Persero) UP3 Tual/ PT. PLN (Persero) UP3 Tual

**Tabel**  
**Table** 6.3**Jumlah Pelanggan dan Air yang Disalurkan Menurut Kecamatan di Kota Tual, 2023**  
**Number of Customers and Distributed Water by District in Tual Municipality, 2023**

| Kecamatan<br><i>District</i> | Pelanggan<br><i>Number of Customers</i> | Air Disalurkan<br><i>Distributed Water</i><br>(m <sup>3</sup> ) | Nilai<br><i>Value</i><br>(Rp) |
|------------------------------|-----------------------------------------|-----------------------------------------------------------------|-------------------------------|
| (1)                          | (2)                                     | (3)                                                             | (4)                           |
| Pp. Kur                      | -                                       | -                                                               | -                             |
| Kur Selatan                  | -                                       | -                                                               | -                             |
| Tayando Tam                  | -                                       | -                                                               | -                             |
| Pulau Dullah Selatan         | 5.601                                   | 472.225                                                         | 3.089.418.556                 |
| Pulau Dullah Utara           | 3.508                                   | 378.467                                                         | 2.377.148.534                 |
| <b>Tual</b>                  | <b>9.109</b>                            | <b>850.692</b>                                                  | <b>5.466.567.090</b>          |

Sumber/Source: PDAM Kota Tual/ PDAM of Tual Municipality

**Tabel 6.4** Pelanggan Air Minum menurut Kategori Pelanggan di Perumdam Maren Kota Tual, 2023  
*Drinking Water Customers by Customer Category at Perumdam Maren Tual Municipality, 2023*

| Kategori Pelanggan<br><i>Customer Category</i> | Jumlah Pelanggan<br><i>Number of Customers</i> |
|------------------------------------------------|------------------------------------------------|
| (1)                                            | (2)                                            |
| Rumah Tangga                                   | 8.929                                          |
| Badan Sosial dan Rumah Sakit                   | 34                                             |
| Tempat Peribadatan                             | 35                                             |
| Pertokoan dan Industri                         | 59                                             |
| Instansi Pemerintah                            | 51                                             |
| Golongan Khusus                                | 1                                              |
| <b>Tual</b>                                    | <b>9.109</b>                                   |

Sumber/Source: PDAM Kota Tual/ PDAM of Tual Municipality

**Tabel**  
**Table** 6.5**Produksi Air Minum Reservoir Iban menurut Bulan di  
PDAM Cabang Tual, 2023**  
*Iban Reservoir Drinking Water Production by Month at  
PDAM Tual Branch, 2023*

| <b>Bulan</b><br><b>Month</b> | <b>Produksi</b><br><b>Production</b> |
|------------------------------|--------------------------------------|
| (1)                          | (2)                                  |
| Januari/January              | 9.818                                |
| Februari/February            | 6.187                                |
| Maret/March                  | 9.123                                |
| April/April                  | 6.786                                |
| Mei/May                      | 7.810                                |
| Juni/June                    | 6.809                                |
| Juli/July                    | 5.995                                |
| Agustus/August               | 6.095                                |
| September/September          | 4.899                                |
| Oktober/October              | 24.629                               |
| November/November            | 32.811                               |
| Desember/December            | 60.768                               |
| <b>Jumlah</b>                | <b>181.744</b>                       |

Sumber/Source: PDAM Kota Tual/ PDAM of Tual Municipality

**Tabel**  
**Table 6.6****Produksi Air Minum Reservoir Fiditan-Ngadi menurut Bulan di PDAM Cabang Tual, 2023**  
***Fiditan-Ngadi Reservoir Drinking Water Production by Month at PDAM Tual Branch, 2023***

| <b>Bulan</b><br><b>Month</b> | <b>Produksi</b><br><b>Production</b> |
|------------------------------|--------------------------------------|
| (1)                          | (2)                                  |
| Januari/January              | 45.717                               |
| Februari/February            | 42.908                               |
| Maret/March                  | 55.347                               |
| April/April                  | 61.675                               |
| Mei/May                      | 65.720                               |
| Juni/June                    | 52.282                               |
| Juli/July                    | 59.630                               |
| Agustus/August               | 63.131                               |
| September/September          | 66.950                               |
| Oktober/October              | 61.076                               |
| November/November            | 55.090                               |
| Desember/December            | 54.170                               |
| <b>Jumlah</b>                | <b>683.696</b>                       |

Sumber/Source: PDAM Kota Tual/ PDAM of Tual Municipality

**Tabel**  
**Table** 6.7**Produksi Air Minum Reservoir UTT menurut Bulan di  
PDAM Cabang Tual, 2023**  
*UTT Reservoir Drinking Water Production by Month at  
PDAM Tual Branch, 2023*

| <b>Bulan</b><br><i>Month</i> | <b>Produksi</b><br><i>Production</i> |
|------------------------------|--------------------------------------|
| (1)                          | (2)                                  |
| Januari/January              | 19.781                               |
| Februari/February            | 17.374                               |
| Maret/March                  | 16.745                               |
| April/April                  | 14.250                               |
| Mei/May                      | 11.557                               |
| Juni/June                    | 9.869                                |
| Juli/July                    | 12.501                               |
| Agustus/August               | 13.872                               |
| September/September          | 12.230                               |
| Oktober/October              | 13.669                               |
| November/November            | 13.936                               |
| Desember/December            | 14.534                               |
| <b>Jumlah</b>                | <b>170.318</b>                       |

Sumber/Source: PDAM Kota Tual/ PDAM of Tual Municipality

**Tabel**  
**Table 6.8****Jumlah Perusahaan dan Nilai Investasi menurut Jenis  
Perusahaan di Kota Tual, 2023**  
**Number of Companies and Investment Value by Kind of  
Company in Tual Municipality, 2023**

| <b>Jenis Perusahaan</b><br><b>Kind of Company</b>                                | <b>Jumlah Perusahaan</b><br><b>Number of</b><br><b>Companies</b> | <b>Nilai Investasi</b><br><b>Investment Value</b><br><b>(Rp)</b> |
|----------------------------------------------------------------------------------|------------------------------------------------------------------|------------------------------------------------------------------|
| (1)                                                                              | (2)                                                              | (3)                                                              |
| Gudang Suhu Rendah/ <i>Cold Storage</i>                                          | 4                                                                | 480.000.000                                                      |
| Galangan Kapal/ <i>Shipyard</i>                                                  | -                                                                | -                                                                |
| Tepung Ikan/ <i>Fish Flour</i>                                                   | 1                                                                | 10.000.000.000                                                   |
| Roti Kue/ <i>Bread</i>                                                           | 6                                                                | 228.000.000                                                      |
| Photo Coloyr/ <i>Studio</i>                                                      | 1                                                                | 400.000.000                                                      |
| Fotokopi/ <i>Photo Copy</i>                                                      | 15                                                               | 725.000.000                                                      |
| Percetakan/ <i>Printing</i>                                                      | 2                                                                | 240.000.000                                                      |
| Air Mineral/ <i>Mineral Water</i>                                                | 28                                                               | 2.445.000.000                                                    |
| Pembuatan Body Motor Fiber Glass/<br><i>Manufacture of Fiberglass Motor Body</i> | -                                                                | -                                                                |
| Perbengkelan/ <i>Workshop</i>                                                    | 108                                                              | 3.804.500.000                                                    |
| Servis Elektronika/ <i>Service of Electronic</i>                                 | 3                                                                | 135.000.000                                                      |
| Salon Kecantikan/ <i>Beauty Salon</i>                                            | 24                                                               | 320.500.000                                                      |
| Mebel Kayu/ <i>Wood Furniture</i>                                                | 78                                                               | 1.040.000.000                                                    |
| Barang dari Semen/ <i>Cement Goods</i>                                           | 17                                                               | 337.000.000                                                      |
| Vulkanisir Ban/ <i>Retread tires</i>                                             | -                                                                | -                                                                |



Lanjutan Tabel/*Continued Table 6.8*

| Jenis Perusahaan<br><i>Kind of Company</i>                      | Jumlah Perusahaan<br><i>Number of Companies</i> | Nilai Investasi<br><i>Investment Value (Rp)</i> |
|-----------------------------------------------------------------|-------------------------------------------------|-------------------------------------------------|
| (1)                                                             | (2)                                             | (3)                                             |
| Alat Dapur dari Aluminium<br><i>Aluminium Kitchen Appliance</i> | 11                                              | 65.000.000                                      |
| Tahu Tempe<br><i>Tofu/Tempe</i>                                 | 5                                               | 50.000.000                                      |
| Pakaian Jadi<br><i>Confection</i>                               | 49                                              | 468.500.000                                     |
| Perhiasan Emas<br><i>Jewelry</i>                                | -                                               | -                                               |
| Penggergajian Kayu<br><i>Sawmills</i>                           | -                                               | -                                               |
| Kerajinan Kulit Kerang<br><i>Seashell Crafts</i>                | 5                                               | 60.000.000                                      |
| Kerajinan Anyaman Bambu<br><i>Bread</i>                         | -                                               | -                                               |
| Kerajinan Anyaman Rotan<br><i>Bamboo Woven Crafts</i>           | 5                                               | 19.500.000                                      |
| Kerajinan Berbahan Besi<br><i>Crafts Made Iron</i>              | 9                                               | 45.000.000                                      |

Sumber/*Source*: Dinas Perdagangan dan Perindustrian Kota Tual/*Trade and Industry Service of Tual Municipality*

**Tabel**  
**Table** 6.3**Keadaan Sentra Industri menurut Subsektor di Kota Tual, 2023**  
**State of Industrial Centers by Subsector in Tual Municipality, 2023**

| Subsektor<br>Subsector                                                                     | Sentra Industri<br>Industrial Centers | Unit Usaha<br>Business Unit | Nilai Investasi<br>Investment Value<br>(Rp) | Nilai Produksi<br>Production Value<br>(Rp) |
|--------------------------------------------------------------------------------------------|---------------------------------------|-----------------------------|---------------------------------------------|--------------------------------------------|
| (1)                                                                                        | (2)                                   | (3)                         | (4)                                         | (5)                                        |
| Sandang dan Kulit<br><i>Clothing and Leather</i>                                           | -                                     | -                           | -                                           | -                                          |
| Pangan<br><i>Food</i>                                                                      | 1                                     | 5                           | 100.000.000                                 | 1.500                                      |
| Kerajinan Umum<br><i>General Crafts</i>                                                    | -                                     | -                           | -                                           | -                                          |
| Kimia dan Bahan Bangunan<br><i>Chemicals and Building Materials</i>                        | -                                     | -                           | -                                           | -                                          |
| Logam, Alat Angkutan,<br>dan Jasa<br><i>Metals, Transportation Equipment, and Services</i> | -                                     | -                           | -                                           | -                                          |
| <b>Tual</b>                                                                                | -                                     | -                           | -                                           | -                                          |

Catatan/Note: ...

Sumber/Source: Dinas Perdagangan dan Perindustrian Kota Tual/ Trade and Industry Service of Tual Municipality

**Tabel**  
**Table** 6.4**Produksi Bahan Galian C di Kota Tual, 2023**  
**Production of Mineral C in Tual Municipality, 2023**

| Jenis Bahan Galian C | Volume (m2) |
|----------------------|-------------|
| (1)                  | (2)         |
| Batu Kali            | -           |
| Batu Pecah           | -           |
| Batu Karang          | 141.218.733 |
| Kerikil              | 104.778.087 |
| Pasir Pasang         | -           |
| Pasir Urug           | 207.492.999 |
| Sirtu                | -           |
| Tanah Urug           | 439.813.596 |

Catatan/Note: ...

Sumber/Source: Badan Pendapatan Daerah Kota Tual/ Regional Revenue Agency of Tual Municipality



# BAB 07 PARIWISATA

## TOURISM

Terdapat 43 Objek Wisata di Kota Tual yang tersebar hampir di seluruh Kecamatan

Pp. Kur

7

Kur Selatan

7

Tayando Tam

12

Pulau Dullah Utara

17

Pulau Dullah Selatan

10



**PENJELASAN TEKNIS**

1. Konsep dan definisi pariwisata mengikuti rekomendasi United Nations World Tourism Organization (UNWTO).
2. Wisatawan mancanegara (wisman) ialah setiap orang yang melakukan perjalanan ke suatu negara di luar negara tempat tinggalnya, kurang dari satu tahun, didorong oleh suatu tujuan utama (bisnis, berlibur, atau tujuan pribadi lainnya), selain untuk bekerja dengan penduduk negara yang dikunjungi.
3. Paspor adalah dokumen resmi yang dikeluarkan oleh pejabat yang berwenang dari suatu negara yang memuat identitas pemegangnya dan berlaku untuk melakukan perjalanan antar negara.

**TECHNICAL NOTES**

1. *The concept and definition of tourism refers to the recommendations of the United Nations World Tourism Organization (UNWTO).*
2. *An International Visitor is any person taking a trip to a main destination outside his/her usual environment, for less than a year, for any main purpose (business, leisure or other personal purpose) other than to be employed by a resident entity in the country visited.*
3. *A passport is an official document issued by an authorized official from a country that contains the identity of the holder and is valid for traveling between countries.*

<https://tualkota.bps.go.id>



**ULASAN**

Pada tahun 2023 terdapat 40 rumah makan/restoran di Kota Tual. Jumlah ini bertambah 3 rumah makan /restoran dibandingkan tahun 2022, dimana terjadi penambahan sebanyak 2 unit di Kecamatan Pulau Dullah Selatan dan 1 unit di Kecamatan Pulau Dullah Utara. Sedangkan di Kecamatan Pp. Kur, Kur Selatan, dan Tayando Tam, sejak tahun 2020 hingga 2023 tercatat tidak ada rumah makan/restoran sama sekali.

Selain itu, Kota Tual memiliki 43 Objek Wisata yang tersebar di seluruh Desa/Kelurahan. Jumlah objek wisata terbanyak terdapat di Kecamatan Pulau Dullah Utara sebanyak 17 objek, selain itu kecamatan Pp. Kur dan Kur Selatan merupakan kecamatan dengan objek wisata yang paling sedikit hanya 7 objek saja.

**DESCRIPTION**

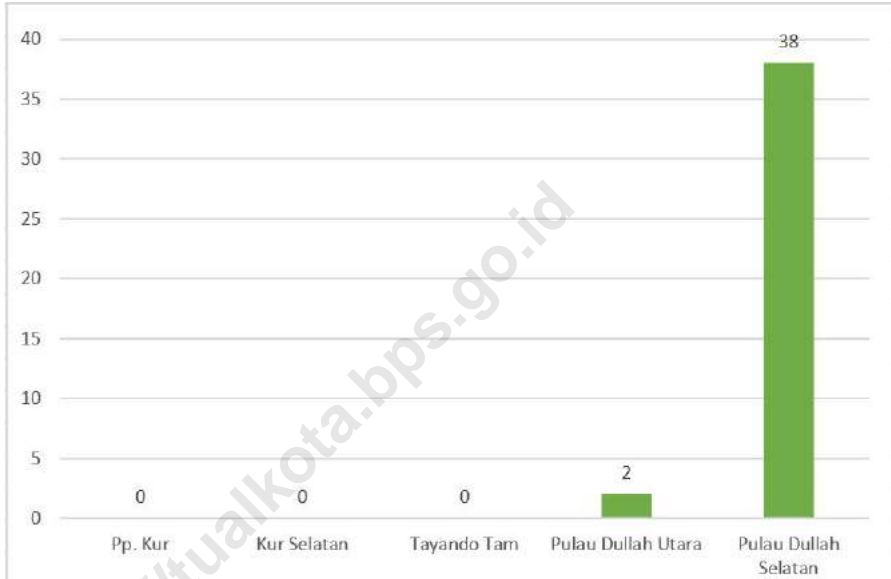
*In 2023 there were 40 restaurants in Tual Municipality. This number increased by 3 restaurants compared to 2022, with 2 additional units in South Dullah Island Sub-district and 1 unit in North Dullah Island Sub-district. While in the sub-districts of Pp. Kur, South Kur, and Tayando Tam sub-districts, from 2020 to 2023 there were no restaurants at all.*

*In addition, Tual City has 43 tourism objects spread across all villages. The largest number of tourist objects is in the North Dullah Island sub-district with 17 objects, in addition to the sub-districts of Pp. Kur and Kur Selatan sub-districts are the sub-districts with the least number of tourism objects with only 7 objects.*



**Gambar** 7.1  
**Figures**

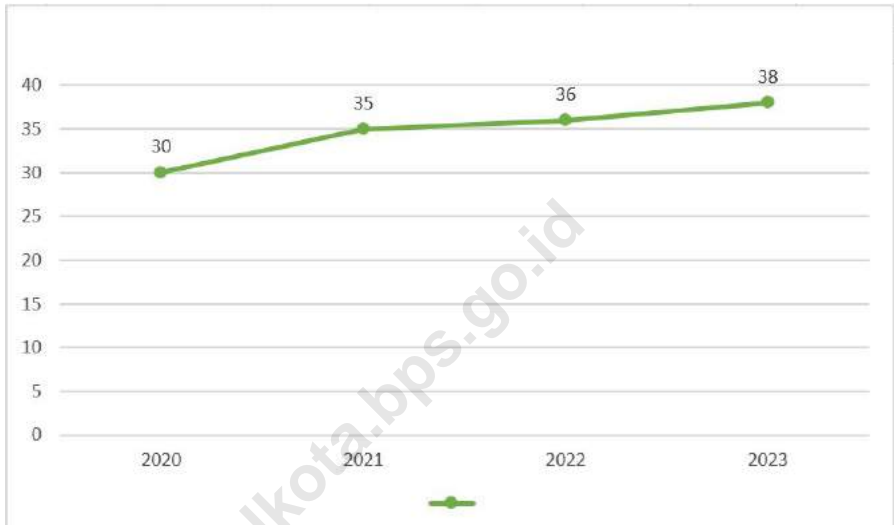
**Proporsi Rumah Makan/Restoran menurut Kecamatan di Kota Tual, 2023**  
*Proportion of Restaurants by District in Tual Municipality, 2023*



Sumber/Source : Dinas Pariwisata dan Kebudayaan Kota Tual/ *Departement of Tourism and Culture of Tual Municipality*

**Gambar**  
**Figures** 7.2

**Jumlah Rumah Makan/Restoran di Kecamatan Pulau Dullah Selatan, 2020-2023**  
**Number of Restaurants in Pulau Dullah Selatan District, 2020-2023**



Sumber/Source : Dinas Pariwisata dan Kebudayaan Kota Tual/ Departement of Tourism and Culture of Tual Municipality

**Tabel**  
**Table** 7.1**Jumlah Rumah Makan/Restoran Menurut Kecamatan di Kota Tual, 2020–2023**  
**Number of Restaurants by District in Tual Municipality, 2020–2023**

| Kecamatan<br>District | 2020      | 2021      | 2022      | 2023      |
|-----------------------|-----------|-----------|-----------|-----------|
| (1)                   | (2)       | (3)       | (4)       | (5)       |
| Pp. Kur               | ...       | ...       | ...       | ...       |
| Kur Selatan           | ...       | ...       | ...       | ...       |
| Tayando Tam           | ...       | ...       | ...       | ...       |
| Pulau Dullah Utara    | ...       | 1         | 1         | 2         |
| Pulau Dullah Selatan  | 30        | 35        | 36        | 38        |
| <b>Tual</b>           | <b>30</b> | <b>36</b> | <b>37</b> | <b>40</b> |

Sumber/Source: Dinas Pariwisata dan Kebudayaan Kota Tual/ *Departement of Tourism and Culture of Tual Municipality*

**Tabel**  
**Table** 7.2

**Klasifikasi Akomodasi di Kota Tual, 2023**  
**Classification of Acomodation in Tual Municipality, 2023**

| <b>Nama Akomodasi</b><br><b>Name of Acomodation</b> | <b>Penginapan</b><br><b>Inn</b> | <b>Melati</b><br><b>Melati</b> |
|-----------------------------------------------------|---------------------------------|--------------------------------|
| (1)                                                 | (2)                             | (3)                            |
| Hotel Asnolia                                       |                                 | V                              |
| Hotel Anugerah                                      |                                 | V                              |
| Penginapan Cahaya                                   | V                               |                                |
| Penginapan Mutiara                                  | V                               |                                |
| Penginapan Nusantara                                | V                               |                                |
| Penginapan Surya Indah                              | V                               |                                |
| Penginapan Wisma Baru                               | V                               |                                |

Sumber/Source: Dinas Pariwisata dan Kebudayaan Kota Tual/ Departement of Tourism and Culture of Tual Municipality

**Tabel**  
**Table** 7.3**Jumlah Kamar dan Tempat Tidur Menurut Akomodasi di Kota Tual, 2023**  
**Number of Rooms and Beds by Accomodation in Tual Municipality, 2023**

| <b>Nama Akomodasi</b><br><b>Name of Acomodation</b> | <b>Desa</b><br><b>Village</b> | <b>Kamar</b><br><b>Rooms</b> | <b>Tempat Tidur</b><br><b>Beds</b> |
|-----------------------------------------------------|-------------------------------|------------------------------|------------------------------------|
| (1)                                                 | (2)                           | (3)                          | (4)                                |
| Hotel Asnolia                                       | Tual                          | 20                           | 28                                 |
| Hotel Anugerah                                      | Tual                          | 31                           | 35                                 |
| Penginapan Cahaya                                   | Tual                          | 22                           | 22                                 |
| Penginapan Mutiara                                  | Tual                          | 12                           | 12                                 |
| Penginapan Nusantara                                | Dusun Mangon                  | 12                           | 12                                 |
| Penginapan Surya Indah                              | Fiditan                       | 8                            | 8                                  |
| Penginapan Wisma Baru                               | Tual                          | 20                           | 30                                 |
| <i>Cottage Difur</i>                                | Labetawi                      | 1                            | 1                                  |

Sumber/Source: Dinas Pariwisata dan Kebudayaan Kota Tual/ *Departement of Tourism and Culture of Tual Municipality*

**Tabel**  
**Table** 7.4

**Objek Wisata Menurut Kecamatan di Kota Tual, 2023**  
**Tourism Objects by District in Tual Municipality, 2023**

| Kecamatan<br><i>District</i> | Objek Wisata<br><i>Tourism Object</i> | Lokasi<br><i>Location</i> |
|------------------------------|---------------------------------------|---------------------------|
| (1)                          | (2)                                   | (3)                       |
| Pp. Kur                      | Pulau Kaimear                         | Pulau Kaimear             |
|                              | Meriam dan Benteng Pertahanan Kaimear | Pulau Kaimear             |
|                              | Pulau Bui                             | Pulau Bui                 |
|                              | Pantai Werajo                         | Desa Lokwirin             |
|                              | Vatampina Pit (Batu Perempuan Tujuh)  | Desa Tubyal               |
|                              | Pantai Namaselap                      | Desa Tubyal               |
| Kur Selatan                  | Pantai Tubur                          | Desa Lokwirin             |
|                              | Pulau Mangur                          | Pulau Mangur              |
|                              | Pulau Woning                          | Pulau Woning              |
|                              | Pulau Fadol                           | Pulau Fadol               |
|                              | Pulau Niela                           | Desa Niela                |
|                              | Pulau Tiflen                          | Desa Tiflen               |
|                              | Tebing Batu Hirit                     | Desa Hirit                |
| Telaga Werwari               | Desa Hirit                            |                           |
| Tayando Tam                  | Pulau Varat New                       | Desa Yamtel               |
|                              | Pulau Nusreen                         | Pulau Nusreen             |
|                              | Pulau Ree                             | Pulau Ree                 |
|                              | Pulau Reeyanat                        | Pulau Reeyanat            |
|                              | Goa Tengkorak Kepala Tujuh            | Desa Yamtel               |
|                              | Tarian Debus                          | Desa Yamtel               |
|                              | Pantai Heniar                         | Desa Yamtel               |
|                              | Mesjid Tua                            | Desa Yamru                |
|                              | Kuburan Tua                           | Desa Yamru                |
|                              | Vat Laai                              | Desa Yamru                |
|                              | Pantai Kuber                          | Desa Yamru                |
| Goa Batu Kapal               | Desa Yamru                            |                           |
| Met Vait (Meti Panjang)      | Desa Yamtel                           |                           |



Lanjutan Tabel/*Continued Table 7.4*

| <b>Kecamatan<br/>District</b> | <b>Objek Wisata<br/>Tourism Object</b> | <b>Lokasi<br/>Location</b> |
|-------------------------------|----------------------------------------|----------------------------|
| (1)                           | (2)                                    | (3)                        |
| Pulau Dullah Utara            | Bunker Pantai Tamedan                  | Desa Tamedan               |
|                               | Pantai Difur                           | Desa Labetawi              |
|                               | Pantai Dullah                          | Desa Dullah                |
|                               | Pantai Naam Indah                      | Desa Ohoitahit             |
|                               | Danau Waren                            | Desa Ngadi                 |
|                               | Danau Fanil                            | Desa Ohoitel               |
|                               | Pantai Durowa                          | Desa Dullah Laut           |
|                               | Meriam dan Benteng Pertahanan Durowa   | Desa Dullah Laut           |
|                               | Danau Tahit Ko                         | Desa Dullah Laut           |
|                               | Pulau Adranan (Pulau Burung)           | Pulau Adranan              |
|                               | Pulau Rumadan                          | Pulau Rumadan              |
|                               | Pulau Baeer                            | Pulau Baeer                |
|                               | Pulau Ohoimas                          | Pulau Ohoimas              |
|                               | Pantai Lupus                           | Lupus                      |
|                               | Wakat Park                             | Desa Ohoitahit             |
| Kolam Renang Dito Hills       | Desa Ngadi                             |                            |
| Pulau Su'a                    | Pulau Su'a                             |                            |
| Pulau Dullah Selatan          | Teluk Un                               | Desa Taar                  |
|                               | Jembatan Gantung Fair                  | Desa Tual                  |
|                               | Taman Kota                             | Kel. Lodar El              |
|                               | Pulau Ut                               | Pulau Ut                   |
|                               | Pulau Kus                              | Pulau Kus                  |
|                               | Fid Bangir (Pantai Masuk)              | Desa Taar                  |
|                               | Pantai Tavidu                          | Desa Taar                  |
|                               | Tugu Spritual Maren                    | Sinar Pagi                 |
|                               | Taman Pantai Kiom Indah                | Kiom - Tual                |
|                               | Tugu Injil                             | Taar                       |

Sumber/*Source*: Dinas Pariwisata dan Kebudayaan Kota Tual/ *Departement of Tourism and Culture of Tual Municipality*



# BAB 08

## TRANSPORTASI DAN KOMUNIKASI

### TRANSPORTATION AND COMMUNICATION

Jumlah Kendaraan Bermotor menurut Jenis  
Kendaraan di Samsat/Polres Tual 2023



417



223



0



1



3.115



**PENJELASAN TEKNIS**

1. Data transportasi dan komunikasi meliputi:
  - a. Panjang jalan
  - b. Angkutan darat
  - c. Angkutan laut
  - d. Angkutan udara
  - e. Pos dan telekomunikas
2. Kunjungan kapal adalah kapal yang datang di pelabuhan baik untuk berlabuh di perairan maupun bersandar di dermaga.
3. Kantor Pos adalah tempat pemberi pelayanan komunikasi tertulis dan atau surat elektronik, layanan paket, layanan logistik, layanan transaksi keuangan, dan layanan keagenan pos untuk kepentingan umum. Rumah pos berfungsi sama seperti kantor pos dan kantor pos pembantu, bedanya rumah pos biasanya terletak di daerah terpencil.
4. Telekomunikasi adalah setiap pemancaran, pengiriman dan atau penerimaan dari setiap informasi dalam bentuk tanda-tanda, isyarat, tulisan, gambar, suara, dan bunyi melalui sistem kawat, optik, radio, atau sistem elektromagnetik lainnya.
5. Jaringan telekomunikasi adalah rangkaian perangkat telekomunikasi dan kelengkapannya yang digunakan dalam bertelekomunikasi.

**TECHNICAL NOTES**

1. *Data on transportations and communications cover:*
  - a. *Length of road*
  - b. *Land transportation*
  - c. *Sea transportation*
  - d. *Air transportation*
  - e. *Post and telecommunication*
2. *Ship call is a ship arriving at a port either for mooring or berthing*
3. *Post office is a service provider facility of written communication and or electronic mail, parcel service, logistic services to the public. Postal house has the same functions as the post office and subsidiary of post office, the difference is that postal house is usually located in remote area.*
4. *Telecommunication includes every transmitting , delivering and or receiving from every information of marking , signal, article, picture, sound and voice through strand of wire system, optic, radio, or other electromagnetic system.*
5. *Telecommunication network is peripheral network of telecommunication and its equipment used in the means of telecommunication.*

<https://tualkota.bps.go.id>

**ULASAN**

Sepanjang 269,678 km jalan disediakan untuk kegiatan transportasi di Kota Tual pada tahun 2023 dengan 91,77% dari total panjang jalan berada di bawah kewenangan Pemerintah Kota Tual. Dari total 272,258 km jalan di Kota Ambon, 76,62% dalam kondisi baik, 13,55% dalam kondisi sedang, 7,47% dalam kondisi rusak, dan 2,36% dalam kondisi rusak berat.

Dari transportasi laut, Kota Tual memiliki Pelabuhan Tual yang berhasil melakukan 921 pelayaran sepanjang tahun 2023 dengan rute berlayar terbanyak Tual menuju Elat sebanyak 313 pelayaran.

**DESCRIPTION**

*In 2023 there were 40 restaurants in Tual City. This number increased by 3 restaurants compared to 2022, with 2 additional units in South Dullah Island Sub-district and 1 unit in North Dullah Island Sub-district. While in the sub-districts of Pp. Kur, South Kur, and Tayando Tam sub-districts, from 2020 to 2023 there were no restaurants at all.*

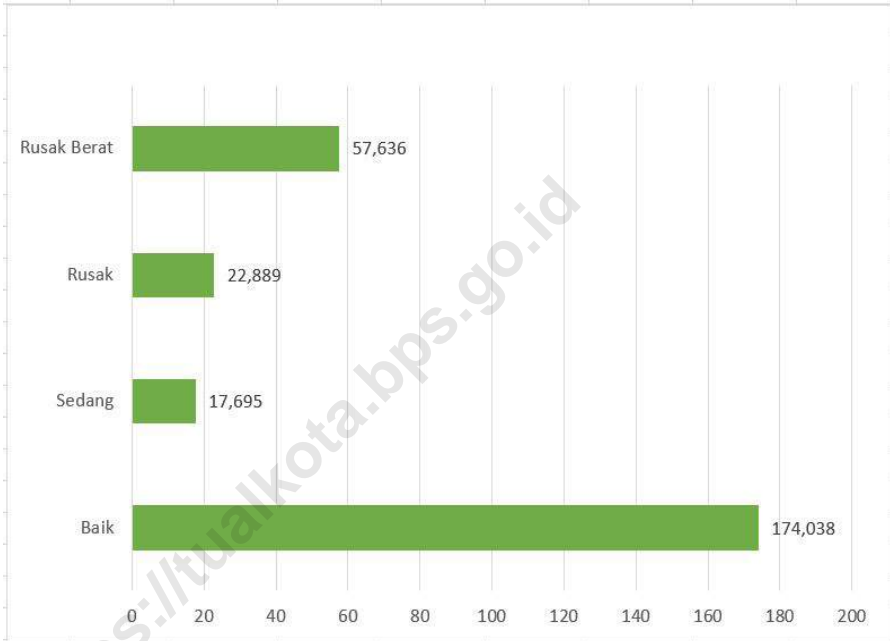
*In addition, Tual City has 43 tourism objects spread across all villages. The largest number of tourist objects is in the North Dullah Island sub-district with 17 objects, in addition to the sub-districts of Pp. Kur and Kur Selatan sub-districts are the sub-districts with the least number of tourism objects with only 7 objects.*





**Gambar**  
**Figures** 8.1

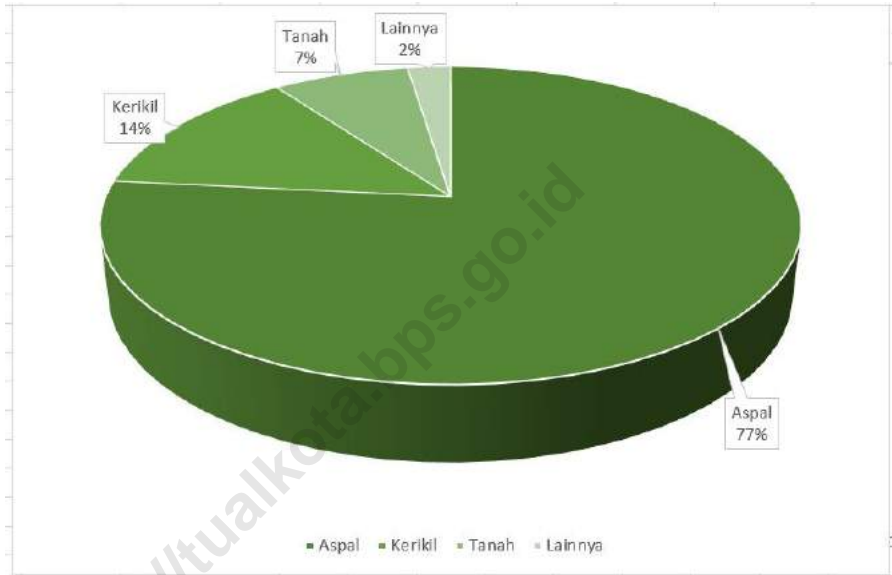
**Panjang Jalan menurut Kondisi Jalan di Kota Tual (km),  
2023**  
***Length of Roads by Condition of Roads in Tual Municipality  
(km), 2023***



Sumber/Source : Dinas Pekerjaan Umum dan Penataan Ruang Kota Tual/Department of Public Works and Spatial Planning of Tual Municipality

**Gambar**  
**Figures** 8.2

**Panjang Jalan Menurut Jenis Permukaan Jalan di Kota Tual (km), 2023**  
**Length of Roads by Type of Road Surface in Tual Municipality (km), 2023**



Sumber/Source : Dinas Pekerjaan Umum dan Penataan Ruang Kota Tual/Department of Public Works and Spatial Planning of Tual Municipality

## 8.1 TRANSPORTASI TRANSPORTATION

**Tabel 8.1.1 Panjang Jalan<sup>1</sup> Menurut Tingkat Kewenangan Pemerintahan di Kota Tual (km), 2021–2023**  
**Table 8.1.1 Length of Roads<sup>1</sup> by Level of Government Authority in Tual Municipality (km), 2021–2023**

| Tingkat Kewenangan Pemerintahan<br>Level of Government Authority | 2021           | 2022          | 2023           |
|------------------------------------------------------------------|----------------|---------------|----------------|
| (1)                                                              | (2)            | (3)           | (4)            |
| Negara <sup>2</sup> /State <sup>2</sup>                          | 18,66          | 18,66         | 19,16          |
| Provinsi/Province                                                | 4,67           | 5,26          | 5,26           |
| Kabupaten/Kota<br>Regency/Municipality                           | 330,61         | 272,260       | 272,258        |
| <b>Jumlah/Total</b>                                              | <b>353,931</b> | <b>296,18</b> | <b>296,678</b> |

Catatan/Note: <sup>1</sup> Berdasarkan Keputusan Menteri Pekerjaan Umum dan Perumahan Rakyat No. 248/KPTS/M/2016/Based on Public Work and Public Housing Ministerial Decree No. 248/KPTS/M/2016

Sumber/Source: Dinas Pekerjaan Umum dan Penataan Ruang Kota Tual/ Department of Public Works and Spatial Planning of Tual Municipality

**Tabel 8.1.2 Panjang Jalan Menurut Jenis Permukaan Jalan di Kota Tual (km), 2021–2023**  
**Length of Roads by Type of Road Surface in Tual Municipality (km), 2021–2023**

| Jenis Permukaan Jalan<br>Type of Road Surface | 2021           | 2022           | 2023           |
|-----------------------------------------------|----------------|----------------|----------------|
| (1)                                           | (2)            | (3)            | (4)            |
| Aspal/Paved                                   | 224,712        | 207,88         | 208,609        |
| Kerikil/Gravel                                | 88,301         | 36,130         | 36,898         |
| Tanah/Soil                                    | 34,420         | 20,364         | 20,338         |
| Lainnya/Others                                | 6,498          | 7,886          | 6,413          |
| <b>Jumlah/Total</b>                           | <b>353,931</b> | <b>272,260</b> | <b>272,258</b> |

Sumber/Source: Dinas Pekerjaan Umum dan Penataan Ruang Kota Tual/ Department of Public Works and Spatial Planning of Tual Municipality

**Tabel 8.1.3** Panjang Jalan Menurut Kondisi Jalan di Kota Tual (km), 2021–2023  
**Table** *Length of Roads by Condition of Roads in Tual Municipality (km), 2021–2023*

| Kondisi Jalan<br>Condition of Roads | 2021           | 2022           | 2023           |
|-------------------------------------|----------------|----------------|----------------|
| (1)                                 | (2)            | (3)            | (4)            |
| Baik/ <i>Good</i>                   | 174,088        | 164,653        | 174,038        |
| Sedang/ <i>Moderate</i>             | 66,230         | 20,230         | 17,695         |
| Rusak/ <i>Damage</i>                | 34,943         | 28,812         | 22,889         |
| Rusak Berat/ <i>Severely Damage</i> | 78,670         | 58,563         | 57,636         |
| <b>Jumlah/Total</b>                 | <b>353,931</b> | <b>272,258</b> | <b>272,258</b> |

Sumber/*Source*: Dinas Pekerjaan Umum dan Penataan Ruang Kota Tual/ *Department of Public Works and Spatial Planning of Tual Municipality*

**Tabel 8.1.4** Panjang Jalan Menurut Kecamatan dan Jenis Permukaan di Kota Tual, 2023  
*Length of Roads by Subdistrict and Type of Road Surface in Tual Municipality (km), 2023*

| Kecamatan<br>District | Aspal<br>Povidment<br>(km/ km) | Kerikil<br>Gravel<br>(km/ km) | Hotmix<br>Hotmix<br>(km/ km) | Tanah<br>Soil<br>(km/ km) | Perkerasan<br>Beton<br>Concrete<br>pavement |
|-----------------------|--------------------------------|-------------------------------|------------------------------|---------------------------|---------------------------------------------|
| (1)                   | (2)                            | (3)                           | (4)                          |                           |                                             |
| Pp. Kur               | 6,282                          | 3,904                         | ...                          | 1                         | ...                                         |
| Kur Selatan           | 5,663                          | 4,447                         | ...                          | 2,333                     | 0,8                                         |
| Tayando Tam           | 22,255                         | 0,62                          | ...                          | 2,575                     | 3,287                                       |
| Pulau Dullah Utara    | 1,319                          | 18,242                        | 79,933                       | 6,357                     | 2,26                                        |
| Pulau Dullah Selatan  | 3,63                           | 9,658                         | 89,527                       | 8,073                     | 0,066                                       |
| <b>Tual</b>           | <b>39,149</b>                  | <b>36,871</b>                 | <b>169,46</b>                | <b>20,338</b>             | <b>6,413</b>                                |

Sumber/Source: Dinas Pekerjaan Umum dan Penataan Ruang Kota Tual/ Department of Public Works and Spatial Planning of Tual Municipality

**Tabel 8.1.5** Jumlah Kendaraan Bermotor menurut Jenis Kendaraan di Samsat/Polres Tual, 2023  
**Number of Motor Vehicles by Kinds of Vehicles in Police Office Tual, 2023**

| Akhir Tahun<br>End of Year           | 2021         | 2022         | 2023         |
|--------------------------------------|--------------|--------------|--------------|
| (1)                                  | (2)          | (3)          | (4)          |
| Mobil Penumpang<br>Passenger Cars    | 333          | 375          | 417          |
| Bus<br>Buses                         | 4            | 1            | ...          |
| Truk<br>Trucks                       | 177          | 183          | 223          |
| Sepeda Motor<br>Motorcycles          | 2.708        | 2.294        | 3.115        |
| Kendaraan Khusus<br>Special Vehicles | 6            | 2            | 1            |
| <b>Jumlah<br/>Total</b>              | <b>3.228</b> | <b>2.855</b> | <b>3.756</b> |

Sumber/Source: Polres Tual/ Police Office Tual

**Tabel 8.1.6** Jumlah Penumpang dan Barang yang Dilayari Kapal Penumpang Cepat PT.PELNI, 2023  
**Number of Passenger and Freight of Fast Ships of PT.PELNI, 2023**

| Uraian<br>Description                                   | KM Tidar | KM<br>Tatamailau | KM Sirimau | KM Ngapulu | KM Leuser |
|---------------------------------------------------------|----------|------------------|------------|------------|-----------|
| (1)                                                     | (2)      | (3)              | (4)        | (5)        | (6)       |
| Penumpang Turun (orang)<br>Arriving Passengers (People) | 14.203   | 7.879            | 1.442      | 13.099     | 1.478     |
| Penumpang Naik (orang)<br>Embarking Passengers (People) | 15.239   | 8.449            | 1.066      | 17.252     | 1.966     |
| Barang Bongkar (T/M2)<br>Freight Unloaded (T/M2)        | 130,8    | 78,8             | 59,8       | 495,41     | 28,1      |
| Barang Bongkar (T/M2)<br>Freight Unloaded (T/M2)        | 97,8     | 81,7             | 238,2      | 169,5      | 90        |

Sumber/Source: PT. PELNI



**Tabel**  
**Table** 8.1.7

**Laporan Angkutan Penumpang dan Barang pada Lintas  
Penyebrangan Tual-Elat, 2023**  
*Report of Passenger and Freight Transport on Tual-Elat  
Crossing, 2023*

| Bulan<br>Month      | Penumpang<br>Passenger | Kendaraan<br>Vehicles |                   | Barang<br>Freight | Trip<br>Trip |
|---------------------|------------------------|-----------------------|-------------------|-------------------|--------------|
|                     |                        | Roda 2<br>2-Wheel     | Roda 4<br>4-Wheel |                   |              |
| (1)                 | (2)                    | (3)                   | (4)               | (5)               | (6)          |
| Januari/January     | 1.036                  | 106                   | 6                 | 15                | 24           |
| Februari/February   | -                      | -                     | -                 | -                 | -            |
| Maret/March         | 1.426                  | 150                   | 4                 | 25                | 36           |
| April/April         | 2.015                  | 242                   | 9                 | 17                | 32           |
| Mei/May             | 2.171                  | 214                   | 13                | 32                | 34           |
| Juni/June           | 3.941                  | 323                   | 7                 | 45                | 34           |
| Juli/July           | 2.199                  | 209                   | 9                 | 24                | 20           |
| Agustus/August      | 1.483                  | 189                   | 6                 | 24                | 27           |
| September/September | 3.363                  | 316                   | 4                 | 61                | 32           |
| Oktober/October     | 1.475                  | 199                   | 2                 | 39                | 24           |
| November/November   | 1.630                  | 235                   | 3                 | 41                | 24           |
| Desember/December   | 2.431                  | 251                   | 21                | 52                | 26           |
| <b>2023</b>         | <b>23.170</b>          | <b>2.434</b>          | <b>84</b>         | <b>375</b>        | <b>313</b>   |

Sumber/Source: PT. ASDP

**Tabel 8.1.8** **Laporan Angkutan Penumpang dan Barang pada Lintas Penyebrangan Tual-Kur, 2023**  
**Report of Passenger and Freight Transport on Tual-Kur Crossing, 2023**

| Bulan<br>Month      | Penumpang<br>Passenger | Kendaraan<br>Vehicles |                   | Barang<br>Freight | Trip<br>Trip |
|---------------------|------------------------|-----------------------|-------------------|-------------------|--------------|
|                     |                        | Roda 2<br>2-Wheel     | Roda 4<br>4-Wheel |                   |              |
| (1)                 | (2)                    | (3)                   | (4)               | (5)               | (6)          |
| Januari/January     | 721                    | 58                    | -                 | 49                | 8            |
| Februari/February   | -                      | -                     | -                 | -                 | -            |
| Maret/March         | 81                     | 15                    | -                 | 19                | 2            |
| April/April         | 362                    | 56                    | -                 | 11                | 8            |
| Mei/May             | 464                    | 59                    | -                 | 25                | 8            |
| Juni/June           | 275                    | 40                    | -                 | 19                | 6            |
| Juli/July           | 315                    | 36                    | -                 | 19                | 6            |
| Agustus/August      | 152                    | 36                    | -                 | 10                | 4            |
| September/September | 491                    | 50                    | -                 | 34                | 8            |
| Oktober/October     | 634                    | 61                    | -                 | 26                | 8            |
| November/November   | 483                    | 53                    | -                 | 35                | 8            |
| Desember/December   | 712                    | 90                    | -                 | 33                | 8            |
| <b>2023</b>         | <b>4.690</b>           | <b>554</b>            | <b>-</b>          | <b>280</b>        | <b>74</b>    |

Sumber/Source: PT. ASDP

**Tabel  
Table 8.1.9****Laporan Angkutan Penumpang dan Barang pada Lintas  
Penyebrangan Tual-Tayando Yamtel, 2023  
Report of Passenger and Freight Transport on Tual-Tayando  
Yamtel Crossing, 2023**

| Bulan<br>Month      | Penumpang<br>Passenger | Kendaraan<br>Vehicles |                   | Barang<br>Freight | Trip<br>Trip |
|---------------------|------------------------|-----------------------|-------------------|-------------------|--------------|
|                     |                        | Roda 2<br>2-Wheel     | Roda 4<br>4-Wheel |                   |              |
| (1)                 | (2)                    | (3)                   | (4)               | (5)               | (6)          |
| Januari/January     | 1.600                  | 127                   | 2                 | 92                | 18           |
| Februari/February   | -                      | -                     | -                 | -                 | -            |
| Maret/March         | 2.093                  | 251                   | -                 | 114               | 26           |
| April/April         | 2.898                  | 259                   | 2                 | 81                | 28           |
| Mei/May             | 2.253                  | 228                   | 3                 | 68                | 22           |
| Juni/June           | 1.825                  | 170                   | -                 | 78                | 20           |
| Juli/July           | 1.626                  | 166                   | 1                 | 64                | 18           |
| Agustus/August      | 1.023                  | 103                   | 1                 | 57                | 14           |
| September/September | 1.894                  | 188                   | 2                 | 73                | 23           |
| Oktober/October     | 2.609                  | 260                   | 6                 | 84                | 26           |
| November/November   | 2.208                  | 215                   | -                 | 56                | 26           |
| Desember/December   | 2.205                  | 234                   | -                 | 67                | 24           |
| <b>2023</b>         | <b>22.234</b>          | <b>2.201</b>          | <b>251</b>        | <b>834</b>        | <b>245</b>   |

Sumber/Source: PT. ASDP

**Tabel 8.1.10** Laporan Angkutan Penumpang dan Barang pada Lintas Penyebrangan Tual-Dobo, 2023  
**Table 8.1.10** Report of Passenger and Freight Transport on Tual-Dobo Crossing, 2023

| Bulan<br>Month      | Penumpang<br>Passenger | Kendaraan<br>Vehicles |                   | Barang<br>Freight | Trip<br>Trip |
|---------------------|------------------------|-----------------------|-------------------|-------------------|--------------|
|                     |                        | Roda 2<br>2-Wheel     | Roda 4<br>4-Wheel |                   |              |
| (1)                 | (2)                    | (3)                   | (4)               | (5)               | (6)          |
| Januari/January     | 560                    | 62                    | 3                 | 89                | 14           |
| Februari/February   | 209                    | 40                    | 2                 | 73                | 6            |
| Maret/March         | -                      | -                     | -                 | -                 | -            |
| April/April         | 1.416                  | 154                   | 9                 | 131               | 14           |
| Mei/May             | 937                    | 93                    | 3                 | 91                | 12           |
| Juni/June           | 955                    | 69                    | 1                 | 116               | 14           |
| Juli/July           | 563                    | 53                    | 5                 | 60                | 6            |
| Agustus/August      | 364                    | 50                    | 3                 | 67                | 8            |
| September/September | 568                    | 54                    | 10                | 120               | 12           |
| Oktober/October     | 1.247                  | 69                    | 5                 | 110               | 14           |
| November/November   | 1.604                  | 95                    | 3                 | 141               | 16           |
| Desember/December   | 1.224                  | 107                   | 3                 | 106               | 16           |
| <b>2023</b>         | <b>9.647</b>           | <b>846</b>            | <b>47</b>         | <b>1.104</b>      | <b>132</b>   |

Sumber/Source: PT. ASDP

**Tabel**  
**Table** 8.1.11

**Laporan Angkutan Penumpang dan Barang pada Lintas  
Penyebrangan Tual-Larat, 2023**  
*Report of Passenger and Freight Transport on Tual-Larat  
Crossing, 2023*

| Bulan<br>Month      | Penumpang<br>Passenger | Kendaraan<br>Vehicles |                   | Barang<br>Freight | Trip<br>Trip |
|---------------------|------------------------|-----------------------|-------------------|-------------------|--------------|
|                     |                        | Roda 2<br>2-Wheel     | Roda 4<br>4-Wheel |                   |              |
| (1)                 | (2)                    | (3)                   | (4)               | (5)               | (6)          |
| Januari/January     | 172                    | 37                    | -                 | 225               | 4            |
| Februari/February   | 84                     | 13                    | -                 | 23                | 4            |
| Maret/March         | 175                    | 12                    | 1                 | 26                | 4            |
| April/April         | 230                    | 21                    | -                 | 24                | 4            |
| Mei/May             | 168                    | 7                     | 8                 | 19                | 4            |
| Juni/June           | 67                     | 6                     | 1                 | 14                | 2            |
| Juli/July           | 178                    | 9                     | 1                 | 11                | 2            |
| Agustus/August      | -                      | -                     | -                 | -                 | -            |
| September/September | 163                    | 14                    | 2                 | 25                | 4            |
| Oktober/October     | 363                    | 19                    | 1                 | 29                | 4            |
| November/November   | 258                    | 17                    |                   | 30                | 4            |
| Desember/December   | 409                    | 28                    | 2                 | 25                | 4            |
| <b>2023</b>         | <b>2.267</b>           | <b>183</b>            | <b>16</b>         | <b>451</b>        | <b>40</b>    |

Sumber/Source: PT. ASDP

**Tabel 8.1.12** Laporan Angkutan Penumpang dan Barang pada Lintas Penyebrangan Tual-Banda Eli, 2023  
**Table 8.1.12** Report of Passenger and Freight Transport on Tual-Banda Eli Crossing, 2023

| Bulan<br>Month      | Penumpang<br>Passenger | Kendaraan<br>Vehicles |                   | Barang<br>Freight | Trip<br>Trip |
|---------------------|------------------------|-----------------------|-------------------|-------------------|--------------|
|                     |                        | Roda 2<br>2-Wheel     | Roda 4<br>4-Wheel |                   |              |
| (1)                 | (2)                    | (3)                   | (4)               | (5)               | (6)          |
| Januari/January     | 180                    | 1                     | -                 | 29                | 4            |
| Februari/February   | -                      | -                     | -                 | -                 | -            |
| Maret/March         | 200                    | -                     | -                 | 40                | 4            |
| April/April         | 399                    | 3                     | -                 | 37                | 6            |
| Mei/May             | -                      | -                     | -                 | -                 | -            |
| Juni/June           | -                      | -                     | -                 | -                 | -            |
| Juli/July           | -                      | -                     | -                 | -                 | -            |
| Agustus/August      | -                      | -                     | -                 | -                 | -            |
| September/September | -                      | -                     | -                 | -                 | -            |
| Oktober/October     | 420                    | 2                     | -                 | 26                | 6            |
| November/November   | 114                    | 1                     | -                 | 21                | 4            |
| Desember/December   | 465                    | 6                     | -                 | 29                | 6            |
| <b>2023</b>         | <b>1.778</b>           | <b>13</b>             | <b>-</b>          | <b>182</b>        | <b>30</b>    |

Sumber/Source: PT. ASDP

**Tabel**  
**Table** 8.1.13

**Laporan Angkutan Penumpang dan Barang pada Lintas  
Penyebrangan Tual-Tam Ngurhir, 2023**  
*Report of Passenger and Freight Transport on Tual-Tam  
Ngurhir Crossing, 2023*

| Bulan<br>Month      | Penumpang<br>Passenger | Kendaraan<br>Vehicles |                   | Barang<br>Freight | Trip<br>Trip |
|---------------------|------------------------|-----------------------|-------------------|-------------------|--------------|
|                     |                        | Roda 2<br>2-Wheel     | Roda 4<br>4-Wheel |                   |              |
| (1)                 | (2)                    | (3)                   | (4)               | (5)               | (6)          |
| Januari/January     | 177                    | 3                     | -                 | 16                | 4            |
| Februari/February   | 152                    | 1                     | -                 | 31                | 4            |
| Maret/March         | 124                    | 3                     | -                 | 18                | 4            |
| April/April         | 190                    | 7                     | -                 | 18                | 4            |
| Mei/May             | 100                    | 2                     | -                 | 17                | 4            |
| Juni/June           | 49                     | -                     | -                 | 27                | 4            |
| Juli/July           | 86                     | 1                     | -                 | 16                | 4            |
| Agustus/August      |                        | -                     | -                 | -                 | -            |
| September/September | 115                    | 2                     | -                 | 20                | 4            |
| Oktober/October     | 185                    | 6                     | -                 | 15                | 4            |
| November/November   | 47                     | -                     | -                 | 14                | 4            |
| Desember/December   | 53                     | 3                     | -                 | -                 | 4            |
| <b>2023</b>         | <b>1.278</b>           | <b>28</b>             | <b>-</b>          | <b>192</b>        | <b>44</b>    |

Sumber/Source: PT. ASDP

**Tabel 8.1.14**      **Laporan Angkutan Penumpang dan Barang pada Lintas**  
**Table**            **Penyebrangan Tual-Kaimana, 2023**  
**Report of Passenger and Freight Transport on Tual-Kaimana**  
**Crossing, 2023**

| Bulan<br>Month      | Penumpang<br>Passenger | Kendaraan<br>Vehicles |                   | Barang<br>Freight | Trip<br>Trip |
|---------------------|------------------------|-----------------------|-------------------|-------------------|--------------|
|                     |                        | Roda 2<br>2-Wheel     | Roda 4<br>4-Wheel |                   |              |
| (1)                 | (2)                    | (3)                   | (4)               | (5)               | (6)          |
| Januari/January     | 297                    | 17                    | 1                 | 15                | 4            |
| Februari/February   | 90                     | 4                     | -                 | 16                | 4            |
| Maret/March         | 178                    | 11                    | 2                 | 14                | 4            |
| April/April         | 256                    | 12                    | -                 | 13                | 4            |
| Mei/May             | 253                    | 10                    | -                 | 9                 | 4            |
| Juni/June           | 134                    | 14                    | -                 | 12                | 4            |
| Juli/July           | 47                     | 6                     | -                 | 4                 | 4            |
| Agustus/August      | -                      | -                     | -                 | -                 | -            |
| September/September | 45                     | 4                     | 1                 | 8                 | 3            |
| Oktober/October     | 245                    | 11                    | 1                 | 15                | 4            |
| November/November   | 303                    | 12                    | -                 | 14                | 4            |
| Desember/December   | 518                    | 28                    | 1                 | 16                | 4            |
| <b>2023</b>         | <b>2.366</b>           | <b>129</b>            | <b>6</b>          | <b>136</b>        | <b>43</b>    |

Sumber/Source: PT. ASDP



**Tabel  
Table 8.1.15**

**Realisasi Bongkar Muat pada Pelabuhan Tual menurut  
Jenis Barang, 2014-2023**  
*Stevedoring Realization at Pory of Tual by Kinds of Goods,  
2014-2023*

| Tahun<br>Years | Jenis Barang yang Dimuat<br>Kind of Goods Loaded |                          |                              |
|----------------|--------------------------------------------------|--------------------------|------------------------------|
|                | Bahan Bakar Minyak<br>Oil Fuel Sold<br>(KL)      | Semen<br>Cement<br>(Ton) | Campuran<br>Mixture<br>(Ton) |
| (1)            | (2)                                              | (3)                      | (4)                          |
| 2014           | 103,615                                          | 13,220                   | 721,000                      |
| 2015           | 172,015                                          | 8,320                    | 211,680                      |
| 2016           | 153,950                                          | 11,330                   | 305,280                      |
| 2017           | 169,743                                          | 16,655                   | 112,551                      |
| 2018           | 172,766                                          | 40,160                   | 90,770                       |
| 2019           | 226,466                                          | 10,680                   | 4,060                        |
| 2020           | 214,361                                          | 46,980                   | 35,180                       |
| 2021           | 151,541                                          | 2,418                    | 7,203                        |
| 2022           | 260,043                                          | 2,737                    | 5,053                        |
| 2023           | 399,758                                          | 2,506                    | 1,839                        |

Lanjutan Tabel/*Continued Table* 8.1.15

| Tahun<br>Years | Jenis Barang yang Dibongkar<br><i>Kind of Goods Unloaded</i> |                                 |                                     |
|----------------|--------------------------------------------------------------|---------------------------------|-------------------------------------|
|                | Bahan Bakar Minyak<br><i>Oil Fuel Sold</i><br>(KL)           | Semen<br><i>Cement</i><br>(Ton) | Campuran<br><i>Mixture</i><br>(Ton) |
| (1)            | (2)                                                          | (3)                             | (4)                                 |
| 2014           | 118,685                                                      | 12,359                          | 205,038                             |
| 2015           | 122,176                                                      | 15,326                          | 224,956                             |
| 2016           | 188,621                                                      | 15,400                          | 262,332                             |
| 2017           | 198,608                                                      | 3,733                           | 10,508                              |
| 2018           | 265,109                                                      | 17,100                          | 53,620                              |
| 2019           | 310,849                                                      | 20,342                          | 35,978                              |
| 2020           | 307,682                                                      | 23,803                          | 23,067                              |
| 2021           | 273,238                                                      | 31,446                          | 34,396                              |
| 2022           | 389,436                                                      | 32,254                          | 23,770                              |
| 2023           | 389,775                                                      | 15,485                          | 18,430                              |

Sumber/*Source*: Kantor Unit Penyelenggara Pelabuhan Tual/ *Tual Port Operator Unit Office*

**Tabel 8.1.16**  
**Table**

**Jumlah Kunjungan Kapal, Bongkar Muat, dan Penumpang di Pelabuhan Tual, 2020-2023**  
**Number of Ship Calls, Stevedoring, and Passenger at Port Of Tual, 2020-2023**

| Uraian<br>Description                                   | 2020      | 2021      | 2022      | 2023      |
|---------------------------------------------------------|-----------|-----------|-----------|-----------|
| (1)                                                     | (2)       | (3)       | (4)       | (5)       |
| Kunjungan Kapal<br>Ship Calls                           | 2.339     | 2.568     | 4.365     | 2.279     |
| Ukuran Kapal (GT)<br>Ship Tonnage (GT)                  | 3.418.377 | 3.921.046 | 4.669.331 | 3.769.494 |
| Barang Bongkar (T/M2)<br>Freight Unloaded (T/M2)        | 790.867   | 931.974   | 544.146   | 3.773.796 |
| Barang Muat (T/M2)<br>Freight Loaded (T/M2)             | 240.105   | 200.345   | 308.792   | 7.547.592 |
| Penumpang Turun (orang)<br>Arriving Passengers (People) | 121.247   | 110.693   | 198.955   | 152.304   |
| Penumpang Naik (orang)<br>Embarking Passengers (People) | 106.001   | 103.332   | 169.537   | 139.185   |

Sumber/Source: Kantor Unit Penyelenggara Pelabuhan Tual/ Tual Port Operator Unit Office

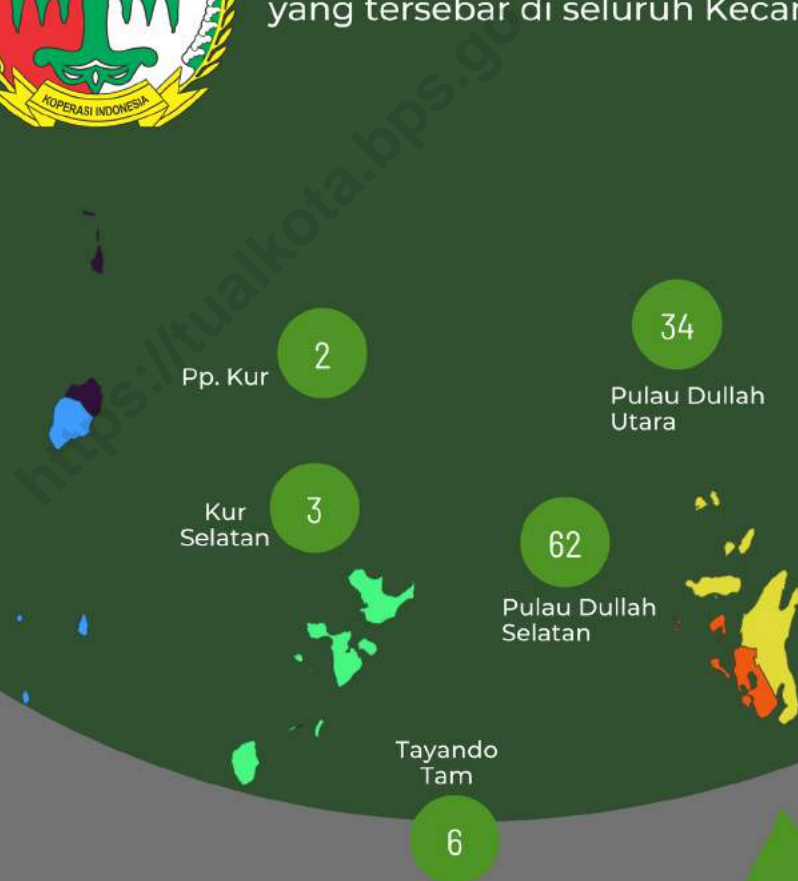


# BAB 09 PERBANKAN, KOPERASI, DAN HARGA-HARGA

BANKING, COOPERATIVE, AND PRICES



Terdapat 107 Unit Koperasi Aktif di Kota Tual pada Tahun 2023 yang tersebar di seluruh Kecamatan





**PENJELASAN TEKNIS**

1. Koperasi adalah badan usaha yang beranggotakan orang seorang atau badan hukum koperasi dengan melandaskan kegiatannya berdasarkan prinsip koperasi sekaligus sebagai gerakan ekonomi rakyat yang berdasar atas asas kekeluargaan.
2. Sisa hasil usaha koperasimerupakan pendapatan koperasi yang diperoleh dalam satu tahun buku dikurangi dengan biaya, penyusutan, dan kewajiban lainnya termasuk pajak dalam tahun buku yang bersangkutan.
3. Data statistik perbankan bersumber dari Bank Indonesia dan Otoritas Jasa Keuangan.
4. Kantor bank terdiri dari Kantor Cabang (KC), Kantor Cabang Pembantu (KCP), dan kantor di bawah KCP.

**TECHNICAL NOTES**

1. *Cooperativeis an establishment that its members are people or establishments with legal status of cooperative and its activities based on people economic movement.*
2. *Net profit of cooperativeis gross income in one year minus expenses, depreciation, and other liabilities including taxes in current year.*
3. *Banking statistics are obtained from the Bank Indonesia and Financial Services Authority.*
4. *Bank offices consist of branch office (KC), sub branch office (KCP), and offices under KCP.*

<https://tualkota.bps.go.id>



**ULASAN**

Jumlah koperasi aktif di Kota Tual stagnan pada 107 unit pada tahun 2022 ke tahun 2023. Bila ditinjau menurut kecamatan, jumlah koperasi aktif yang tersebar di Kecamatan Sirimau mencapai lebih dari 50 persen dari total unit koperasi aktif yang ada yakni sebesar 62 unit.

Sementara itu, dari sisi pengusaha, jumlah UMKM Kota Tual pada tahun 2023 mencapai 9.512 usaha yang mencakup 4.313 Sektor Perdagangan, 180 Sektor Perindustrian, 725 sektor perikanan, 442 sektor pertanian, sektor pteernakan dan pertambangan yang masing-masing 3 usaha, dan 3.649 sektor jasa.

**DESCRIPTION**

*The number of active cooperatives in Tual City stagnated at 107 units from 2022 to 2023. When viewed by sub-district, the number of active cooperatives spread in Kecamatan Sirimau reached more than 50 percent of the total active cooperative units, which amounted to 62 units.*

*Meanwhile, in terms of entrepreneurs, the number of MSMEs in Kota Tual in 2023 reached 9,512 businesses, including 4,313 in the trade sector, 180 in the industry sector, 725 in the fisheries sector, 442 in the agriculture sector, 3 businesses each in the agriculture and mining sectors, and 3,649 in the services sector.*

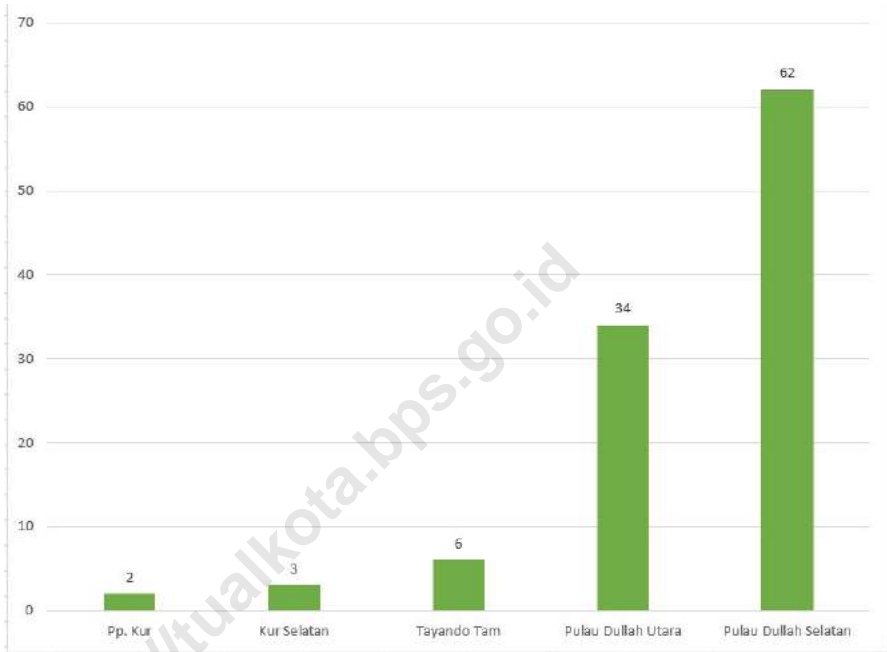


**Gambar 9.1** Inflasi Kota Tual (%), 2019–2023  
**Figures 9.1** Inflation of Tual Municipality (%), 2019–2023



Sumber/Source : BPS, Survei Harga Konsumen/BPS-Statistics Indonesia, Consumer Price Survey

**Gambar 9.2** Jumlah Koperasi Aktif menurut Kecamatan di Kota Tual, 2023  
**Number of Active Cooperative by District in Tual Municipality, 2023**



Sumber/Source : Dinas Koperasi, Usaha Kecil dan Menengah Kota Tual/ Department of Cooperatives, Small and Medium Enterprises of Tual Municipality

**Tabel**  
**Table** 9.1

**Jumlah Koperasi Aktif Menurut Kecamatan di Kota Tual,  
2020–2023**  
**Number of Active Cooperative by District in Tual  
Municipality, 2020–2023**

| Kecamatan<br>District | 2020       | 2021       | 2022       | 2023       |
|-----------------------|------------|------------|------------|------------|
| (1)                   | (2)        | (3)        | (4)        | (5)        |
| Pp. Kur               | 6          | 2          | 2          | 2          |
| Kur Selatan           | 7          | 3          | 3          | 3          |
| Tayando Tam           | 10         | 6          | 6          | 6          |
| Pulau Dullah Utara    | 34         | 34         | 34         | 34         |
| Pulau Dullah Selatan  | 176        | 179        | 62         | 62         |
| <b>Tual</b>           | <b>233</b> | <b>224</b> | <b>107</b> | <b>107</b> |

Sumber/Source: Dinas Koperasi, Usaha Kecil dan Menengah Kota Tual/ Department of Cooperatives, Small and Medium Enterprises of Tual Municipality

**Tabel**  
**Table** 9.2**Jumlah Koperasi Menurut Jenis Koperasi dan Kecamatan di Kota Tual, 2023**  
**Number of Cooperative by Kind of Cooperative and District in Tual Municipality, 2023**

| Kecamatan<br><i>District</i> | Jenis Koperasi/ Kind of Cooperative |           |          |          |                         | Jumlah<br><i>Total</i> |
|------------------------------|-------------------------------------|-----------|----------|----------|-------------------------|------------------------|
|                              | KUD                                 | KPRI      | KOPKAR   | KOPPAS   | Lainnya<br><i>Other</i> |                        |
| (1)                          | (2)                                 | (3)       | (4)      | (5)      | (6)                     | (7)                    |
| Pp. Kur                      | -                                   | -         | -        | -        | 15                      | 15                     |
| Kur Selatan                  | -                                   | -         | -        | -        | 10                      | 10                     |
| Tayando Tam                  | 1                                   | 1         | -        | -        | 22                      | 24                     |
| Pulau Dullah Utara           | 2                                   | -         | 1        | -        | 74                      | 77                     |
| Pulau Dullah Selatan         | -                                   | 10        | 1        | 1        | 220                     | 232                    |
| <b>Tual</b>                  | <b>3</b>                            | <b>11</b> | <b>2</b> | <b>1</b> | <b>341</b>              | <b>358</b>             |

Sumber/Source: Dinas Koperasi, Usaha Kecil dan Menengah Kota Tual/ Department of Cooperatives, Small and Medium Enterprises of Tual Municipality

**Tabel**  
**Table** 9.3**Jumlah Usaha Mikro, Kecil, dan Menengah Menurut Kecamatan dan Sektor Usaha di Kota Tual, 2023**  
**Number of Micro, Small, and Medium Enterprises by District and Business Sector in Tual Municipality, 2023**

| Kecamatan<br><i>District</i> | Perdagangan/ <i>Trade</i> |                       |                           |                        | Perindustrian/ <i>Industry</i> |                       |                           |                        |
|------------------------------|---------------------------|-----------------------|---------------------------|------------------------|--------------------------------|-----------------------|---------------------------|------------------------|
|                              | Mikro<br><i>Micro</i>     | Kecil<br><i>Small</i> | Menengah<br><i>Medium</i> | Jumlah<br><i>Total</i> | Mikro<br><i>Micro</i>          | Kecil<br><i>Small</i> | Menengah<br><i>Medium</i> | Jumlah<br><i>Total</i> |
| (1)                          | (2)                       | (3)                   | (4)                       | (5)                    | (6)                            | (7)                   | (8)                       | (9)                    |
| Pp. Kur                      | 2.880                     | -                     | -                         | 2.880                  | 80                             | -                     | -                         | 80                     |
| Kur Selatan                  | 901                       | -                     | -                         | 901                    | 68                             | -                     | -                         | 68                     |
| Tayando Tam                  | 237                       | -                     | -                         | 237                    | 26                             | -                     | -                         | 26                     |
| Pulau Dullah Utara           | 157                       | -                     | -                         | 157                    | 4                              | -                     | -                         | 4                      |
| Pulau Dullah Selatan         | 138                       | -                     | -                         | 138                    | 2                              | -                     | -                         | 2                      |
| <b>Tual</b>                  | <b>4.313</b>              | <b>-</b>              | <b>-</b>                  | <b>4.313</b>           | <b>180</b>                     | <b>-</b>              | <b>-</b>                  | <b>180</b>             |

Lanjutan Tabel/*Continued Table 9.3*

| Kecamatan<br><i>District</i> | Perikanan/ <i>Trade</i> |                       |                           |                        | Pertanian/ <i>Industry</i> |                       |                           |                        |
|------------------------------|-------------------------|-----------------------|---------------------------|------------------------|----------------------------|-----------------------|---------------------------|------------------------|
|                              | Mikro<br><i>Micro</i>   | Kecil<br><i>Small</i> | Menengah<br><i>Medium</i> | Jumlah<br><i>Total</i> | Mikro<br><i>Micro</i>      | Kecil<br><i>Small</i> | Menengah<br><i>Medium</i> | Jumlah<br><i>Total</i> |
| (1)                          | (10)                    | (11)                  | (12)                      | (13)                   | (14)                       | (15)                  | (16)                      | (17)                   |
| Pp. Kur                      | 181                     | -                     | -                         | 181                    | 172                        | -                     | -                         | 172                    |
| Kur Selatan                  | 362                     | -                     | -                         | 362                    | 420                        | -                     | -                         | 420                    |
| Tayando Tam                  | 164                     | -                     | -                         | 164                    | 42                         | -                     | -                         | 42                     |
| Pulau Dullah Utara           | 7                       | -                     | -                         | 7                      | 8                          | -                     | -                         | 8                      |
| Pulau Dullah Selatan         | 11                      | -                     | -                         | 11                     | -                          | -                     | -                         | -                      |
| <b>Tual</b>                  | <b>725</b>              | <b>-</b>              | <b>-</b>                  | <b>725</b>             | <b>642</b>                 | <b>-</b>              | <b>-</b>                  | <b>642</b>             |



Lanjutan Tabel/Continued Table 9.3

| Kecamatan<br><i>District</i> | Peternakan/ <i>Livestock</i> |                       |                           |                        | Pertambangan/ <i>Mining</i> |                       |                           |                        |
|------------------------------|------------------------------|-----------------------|---------------------------|------------------------|-----------------------------|-----------------------|---------------------------|------------------------|
|                              | Mikro<br><i>Micro</i>        | Kecil<br><i>Small</i> | Menengah<br><i>Medium</i> | Jumlah<br><i>Total</i> | Mikro<br><i>Micro</i>       | Kecil<br><i>Small</i> | Menengah<br><i>Medium</i> | Jumlah<br><i>Total</i> |
| (1)                          | (18)                         | (19)                  | (20)                      | (21)                   | (22)                        | (23)                  | (24)                      | (25)                   |
| Pp. Kur                      | 2                            | -                     | -                         | 2                      | -                           | -                     | -                         | -                      |
| Kur Selatan                  | 1                            | -                     | -                         | 1                      | -                           | -                     | -                         | -                      |
| Tayando Tam                  | -                            | -                     | -                         | -                      | -                           | -                     | -                         | -                      |
| Pulau Dullah<br>Utara        | -                            | -                     | -                         | -                      | -                           | -                     | -                         | -                      |
| Pulau Dullah<br>Selatan      | -                            | -                     | -                         | -                      | -                           | -                     | -                         | -                      |
| <b>Tual</b>                  | <b>3</b>                     | <b>-</b>              | <b>-</b>                  | <b>3</b>               | <b>-</b>                    | <b>-</b>              | <b>-</b>                  | <b>-</b>               |

Lanjutan Tabel/*Continued Table* 9.3

| Kecamatan<br><i>District</i> | Jasa/ <i>Service</i>  |                       |                           |                        | Jumlah/ <i>Total</i>  |                       |                           |                        |
|------------------------------|-----------------------|-----------------------|---------------------------|------------------------|-----------------------|-----------------------|---------------------------|------------------------|
|                              | Mikro<br><i>Micro</i> | Kecil<br><i>Small</i> | Menengah<br><i>Medium</i> | Jumlah<br><i>Total</i> | Mikro<br><i>Micro</i> | Kecil<br><i>Small</i> | Menengah<br><i>Medium</i> | Jumlah<br><i>Total</i> |
| (1)                          | (26)                  | (27)                  | (28)                      | (29)                   | (30)                  | (31)                  | (32)                      | (33)                   |
| Pp. Kur                      | 2.110                 | -                     | -                         | 2.110                  | 5.425                 | -                     | -                         | 5.425                  |
| Kur Selatan                  | 1.290                 | -                     | -                         | 1.290                  | 3.042                 | -                     | -                         | 3.042                  |
| Tayando Tam                  | 147                   | -                     | -                         | 147                    | 616                   | -                     | -                         | 616                    |
| Pulau Dullah Utara           | 78                    | -                     | -                         | 78                     | 254                   | -                     | -                         | 254                    |
| Pulau Dullah Selatan         | 24                    | -                     | -                         | 24                     | 175                   | -                     | -                         | 175                    |
| <b>Tual</b>                  | <b>3.649</b>          | <b>-</b>              | <b>-</b>                  | <b>3.649</b>           | <b>9.512</b>          | <b>-</b>              | <b>-</b>                  | <b>9.512</b>           |

Sumber/*Source*: Dinas Koperasi, Usaha Kecil dan Menengah Kota Tual/ *Department of Cooperatives, Small and Medium Enterprises of Tual Municipality*

**Tabel**  
**Table** 9.4**Banyaknya Penyaluran Kredit Menurut Golongan pada  
Perum Pegadaian Cabang Tual, 2015-2023**  
**Number of Credit Distribution by Group at Pawnshop  
Company Branch of Tual, 2015-2023**

| Tahun<br>Years | Golongan A<br>Group A | Golongan B<br>Group B | Golongan C<br>Group C | Golongan D<br>Group D | Jumlah<br>Total |
|----------------|-----------------------|-----------------------|-----------------------|-----------------------|-----------------|
| (1)            | (2)                   | (3)                   | (4)                   |                       |                 |
| 2015           | 936                   | 4.455                 | 496                   | 57                    | 5.944           |
| 2016           | 1.292                 | 7.930                 | 888                   | 89                    | 10.199          |
| 2017           | 1.784                 | 9.952                 | 1.262                 | 144                   | 13.142          |
| 2018           | 1.533                 | 10.374                | 1.263                 | 141                   | 13.311          |
| 2019           | 1.730                 | 10.803                | 1.525                 | 230                   | 14.288          |
| 2020           | 1.310                 | 15.320                | 3.122                 | 509                   | 20.261          |
| 2021           | 630                   | 8.198                 | 1.677                 | 279                   | 10.784          |
| 2022           | 835                   | 12.436                | 2.779                 | 360                   | 16.410          |
| 2023           | 572                   | 10.556                | 2.611                 | 427                   | 14.166          |

Sumber/Source: PT Pegadaian (Persero) Cabang Tual/ PT Pegadaian (Persero) Branch of Tual

**Tabel**  
**Table 9.5****Kredit/Pinjaman Menurut Golongan pada Perum  
Pegadaian Cabang Tual, 2015-2023  
Credit/Loan by Group at Pawnshop Company Branch of  
Tual, 2015-2023**

| Tahun<br>Years | Golongan A<br>Group A            |                | Golongan B<br>Group B            |                |
|----------------|----------------------------------|----------------|----------------------------------|----------------|
|                | Barang Jaminan<br>Warranty Goods | Nilai<br>Value | Barang Jaminan<br>Warranty Goods | Nilai<br>Value |
| (1)            | (2)                              | (3)            | (4)                              |                |
| 2015           | 936                              | 333.920.000    | 4.455                            | 7.826.160.000  |
| 2016           | 1.292                            | 649.420.000    | 7.930                            | 13.734.520.000 |
| 2017           | 1.784                            | 652.820.000    | 9.952                            | 17.687.560.000 |
| 2018           | 1.533                            | 577.440.000    | 10.374                           | 18.574.530.000 |
| 2019           | 1.730                            | 943.669.420    | 10.803                           | 26.130.389.702 |
| 2020           | 1.310                            | 504.340.000    | 15.320                           | 30.635.390.000 |
| 2021           | 630                              | 240.590.000    | 8.198                            | 16.164.240.000 |
| 2022           | 835                              | 301.300.000    | 12.436                           | 25.248.700.000 |
| 2023           | 572                              | 215.955.700    | 10.556                           | 22.190.925.000 |

Lanjutan Tabel/*Continued Table 9.5*

| Tahun<br>Years | Golongan C<br>Group C            |                | Golongan D<br>Group D            |                |
|----------------|----------------------------------|----------------|----------------------------------|----------------|
|                | Barang Jaminan<br>Warranty Goods | Nilai<br>Value | Barang Jaminan<br>Warranty Goods | Nilai<br>Value |
| (1)            | (2)                              | (3)            | (4)                              |                |
| 2015           | 496                              | 4.444.160.000  | 57                               | 1.905.600.000  |
| 2016           | 888                              | 8.006.630.000  | 89                               | 2.868.100.000  |
| 2017           | 1.262                            | 10.067.490.000 | 144                              | 5.297.440.000  |
| 2018           | 1.263                            | 11.163.940.000 | 141                              | 6.452.000.000  |
| 2019           | 1.525                            | 16.057.247.613 | 230                              | 10.270.191.315 |
| 2020           | 3.122                            | 26.762.770.000 | 509                              | 24.877.400.000 |
| 2021           | 1.677                            | 14.225.800.000 | 279                              | 14.146.700.000 |
| 2022           | 2.779                            | 23.461.461.000 | 360                              | 14.271.600.000 |
| 2023           | 2.611                            | 22.626.658.700 | 427                              | 15.430.146.300 |

Lanjutan Tabel/*Continued Table 9.5*

| <b>Tahun<br/>Years</b> | <b>Barang Jaminan<br/>Warranty Goods</b> | <b>Jumlah<br/>Total</b> | <b>Nilai<br/>Value</b> |
|------------------------|------------------------------------------|-------------------------|------------------------|
| (1)                    | (4)                                      |                         |                        |
| 2015                   | 5.944                                    |                         | 1.905.600.000          |
| 2016                   | 10.199                                   |                         | 2.868.100.000          |
| 2017                   | 13.142                                   |                         | 5.297.440.000          |
| 2018                   | 13.311                                   |                         | 6.452.000.000          |
| 2019                   | 14.288                                   |                         | 10.270.191.315         |
| 2020                   | 20.261                                   |                         | 24.877.400.000         |
| 2021                   | 10.784                                   |                         | 14.146.700.000         |
| 2022                   | 16.410                                   |                         | 14.271.600.000         |
| 2023                   | 14.166                                   |                         | 60.463.685.700         |

Sumber/*Source*: PT Pegadaian (Persero) Cabang Tual/ *PT Pegadaian (Persero) Branch of Tual*

**Tabel**  
**Table** 9.6**Indeks Harga Konsumen per Bulan Menurut Kelompok Pengeluaran (2018=100) di Kota Tual, 2023**  
**Consumer Price Index per Month by Expenditure Group (2018=100) in Tual Municipality, 2023**

| <b>Bulan</b><br><b>Month</b> | <b>Giro</b><br><b>Giro</b> | <b>Tabungan</b><br><b>Saving</b> | <b>Deposito</b><br><b>Deposits</b> | <b>Jumlah</b><br><b>Total</b> |
|------------------------------|----------------------------|----------------------------------|------------------------------------|-------------------------------|
| (1)                          | (2)                        | (3)                              | (4)                                | (5)                           |
| Januari/January              | 1,435                      | 58,918                           | 8,246                              | 68,598                        |
| Februari/February            | 2,060                      | 54,356                           | 8,996                              | 65,411                        |
| Maret/March                  | 4,164                      | 54,510                           | 9,040                              | 67,714                        |
| April/April                  | 4,900                      | 54,566                           | 9,058                              | 68,524                        |
| Mei/May                      | 3,246                      | 54,644                           | 9,064                              | 66,954                        |
| Juni/June                    | 2,022                      | 56,027                           | 9,164                              | 67,213                        |
| Juli/July                    | 10,786                     | 56,124                           | 9,242                              | 76,151                        |
| Agustus/August               | 6,887                      | 55,450                           | 9,142                              | 71,479                        |
| September/September          | 3,394                      | 57,623                           | 9,401                              | 70,418                        |
| Oktober/October              | 4,103                      | 56,383                           | 9,343                              | 69,829                        |
| November/November            | 4,101                      | 55,624                           | 9,262                              | 68,987                        |
| Desember/December            | 3,300                      | 60,098                           | 9,138                              | 72,536                        |

Sumber/Source: Bank Pemerintah di Kota Tual/Government Bank in Tual Municipality

**Tabel**  
**Table** 9.7**Indeks Harga Konsumen per Bulan Menurut Kelompok Pengeluaran (2018=100) di Kota Tual, 2023**  
**Consumer Price Index per Month by Expenditure Group (2018=100) in Tual Municipality, 2023**

| <b>Bulan</b><br><b>Month</b> | <b>Makanan, Minuman dan</b><br><b>Tembakau</b><br><b>Food, Beverages and</b><br><b>Tobacco</b> | <b>Pakaian dan Alas Kaki</b><br><b>Clothing and Footwear</b> | <b>Perumahan, Air, Listrik,</b><br><b>dan Bahan Bakar Rumah</b><br><b>Tangga</b><br><b>Housing, Water,</b><br><b>Electricity, and Household</b><br><b>Fuels</b> |
|------------------------------|------------------------------------------------------------------------------------------------|--------------------------------------------------------------|-----------------------------------------------------------------------------------------------------------------------------------------------------------------|
| (1)                          | (2)                                                                                            | (3)                                                          | (4)                                                                                                                                                             |
| Januari/January              | 120,45                                                                                         | 115,59                                                       | 108,29                                                                                                                                                          |
| Februari/February            | 121,26                                                                                         | 115,61                                                       | 108,34                                                                                                                                                          |
| Maret/March                  | 121,11                                                                                         | 115,61                                                       | 108,48                                                                                                                                                          |
| April/April                  | 121,44                                                                                         | 115,59                                                       | 108,55                                                                                                                                                          |
| Mei/May                      | 118,20                                                                                         | 114,70                                                       | 106,40                                                                                                                                                          |
| Juni/June                    | 124,78                                                                                         | 115,61                                                       | 108,54                                                                                                                                                          |
| Juli/July                    | 122,79                                                                                         | 115,61                                                       | 108,59                                                                                                                                                          |
| Agustus/August               | 123,23                                                                                         | 115,62                                                       | 108,98                                                                                                                                                          |
| September/September          | 124,41                                                                                         | 115,64                                                       | 111,36                                                                                                                                                          |
| Oktober/October              | 120,64                                                                                         | 115,65                                                       | 111,55                                                                                                                                                          |
| November/November            | 118                                                                                            | 115,59                                                       | 111,56                                                                                                                                                          |
| Desember/December            | 121,40                                                                                         | 115,59                                                       | 111,70                                                                                                                                                          |



Lanjutan Tabel/*Continued Table* 9.6

| <b>Bulan</b><br><i>Month</i> | <b>Perlengkapan, Peralatan,<br/>dan Pemeliharaan Rutin<br/>Rumah Tangga</b><br><i>Furnishing, Household<br/>Equipment and Routine<br/>Household Maintenance</i> | <b>Kesehatan</b><br><i>Health</i> | <b>Transportasi</b><br><i>Transport</i> |
|------------------------------|-----------------------------------------------------------------------------------------------------------------------------------------------------------------|-----------------------------------|-----------------------------------------|
| (1)                          | (5)                                                                                                                                                             | (6)                               | (7)                                     |
| Januari/ <i>January</i>      | 118,06                                                                                                                                                          | 108,07                            | 116,15                                  |
| Februari/ <i>February</i>    | 117,92                                                                                                                                                          | 108,10                            | 118,43                                  |
| Maret/ <i>March</i>          | 118,11                                                                                                                                                          | 108,10                            | 122,40                                  |
| April/ <i>April</i>          | 118,17                                                                                                                                                          | 108,10                            | 123,94                                  |
| Mei/ <i>May</i>              | 118,39                                                                                                                                                          | 108,10                            | 125,14                                  |
| Juni/ <i>June</i>            | 118,44                                                                                                                                                          | 108,10                            | 125,91                                  |
| Juli/ <i>July</i>            | 118,79                                                                                                                                                          | 108,10                            | 126,69                                  |
| Agustus/ <i>August</i>       | 118,89                                                                                                                                                          | 108,10                            | 128,38                                  |
| September/ <i>September</i>  | 119,01                                                                                                                                                          | 108,10                            | 126,43                                  |
| Oktober/ <i>October</i>      | 119,19                                                                                                                                                          | 108,10                            | 127,29                                  |
| November/ <i>November</i>    | 119,22                                                                                                                                                          | 108,10                            | 128,75                                  |
| Desember/ <i>December</i>    | 118,95                                                                                                                                                          | 108,10                            | 129,12                                  |

Lanjutan Tabel/*Continued Table* 9.6

| <b>Bulan<br/>Month</b>      | <b>Informasi, Komunikasi,<br/>dan Jasa Keuangan<br/>Information,<br/>Communication and<br/>Financial Services</b> | <b>Rekreasi, Olahraga, dan<br/>Budaya<br/>Recreation,<br/>Sport, and Culture</b> | <b>Pendidikan<br/>Education</b> |
|-----------------------------|-------------------------------------------------------------------------------------------------------------------|----------------------------------------------------------------------------------|---------------------------------|
| (1)                         | (8)                                                                                                               | (9)                                                                              | (10)                            |
| Januari/ <i>January</i>     | 99,01                                                                                                             | 115,55                                                                           | 109,30                          |
| Februari/ <i>February</i>   | 99,08                                                                                                             | 115,63                                                                           | 109,30                          |
| Maret/ <i>March</i>         | 98,84                                                                                                             | 115,63                                                                           | 109,30                          |
| April/ <i>April</i>         | 99,04                                                                                                             | 115,63                                                                           | 109,30                          |
| Mei/ <i>May</i>             | 99,02                                                                                                             | 115,63                                                                           | 109,30                          |
| Juni/ <i>June</i>           | 99,02                                                                                                             | 115,90                                                                           | 109,30                          |
| Juli/ <i>July</i>           | 99,02                                                                                                             | 115,90                                                                           | 109,30                          |
| Agustus/ <i>August</i>      | 99,01                                                                                                             | 115,90                                                                           | 109,30                          |
| September/ <i>September</i> | 99,00                                                                                                             | 115,90                                                                           | 109,30                          |
| Oktober/ <i>October</i>     | 98,78                                                                                                             | 116,45                                                                           | 109,30                          |
| November/ <i>November</i>   | 98,76                                                                                                             | 116,45                                                                           | 109,30                          |
| Desember/ <i>December</i>   | 98,63                                                                                                             | 116,45                                                                           | 109,30                          |

Lanjutan Tabel/*Continued Table* 9.6

| <b>Bulan<br/>Month</b>      | <b>Penyediaan<br/>Makanan dan<br/>Minuman/Restoran<br/>Food and Beverage<br/>Services/Restaurant</b> | <b>Perawatan Pribadi<br/>dan Jasa Lainnya<br/>Personal Care and<br/>Other Services</b> | <b>Umum<br/>General</b> |
|-----------------------------|------------------------------------------------------------------------------------------------------|----------------------------------------------------------------------------------------|-------------------------|
| (1)                         | (11)                                                                                                 | (12)                                                                                   | (13)                    |
| Januari/ <i>January</i>     | 129,11                                                                                               | 120,09                                                                                 | 115,94                  |
| Februari/ <i>February</i>   | 131,98                                                                                               | 120,51                                                                                 | 116,68                  |
| Maret/ <i>March</i>         | 133,09                                                                                               | 121,05                                                                                 | 117,19                  |
| April/ <i>April</i>         | 135,79                                                                                               | 122,61                                                                                 | 117,74                  |
| Mei/ <i>May</i>             | 135,79                                                                                               | 122,95                                                                                 | 118,55                  |
| Juni/ <i>June</i>           | 135,79                                                                                               | 123,16                                                                                 | 119,29                  |
| Juli/ <i>July</i>           | 135,79                                                                                               | 123,68                                                                                 | 118,69                  |
| Agustus/ <i>August</i>      | 136,63                                                                                               | 123,78                                                                                 | 119,17                  |
| September/ <i>September</i> | 138,00                                                                                               | 123,78                                                                                 | 119,9                   |
| Oktober/ <i>October</i>     | 138,49                                                                                               | 123,35                                                                                 | 118,61                  |
| November/ <i>November</i>   | 138,49                                                                                               | 123,79                                                                                 | 118,00                  |
| Desember/ <i>December</i>   | 138,49                                                                                               | 124,19                                                                                 | 119,16                  |

Sumber/*Source*: BPS, Survei Harga Konsumen/*BPS-Statistics Indonesia, Consumer Price Survey*

**Tabel**  
**Table** 9.8**Laju Inflasi Bulanan Menurut Kelompok Pengeluaran  
(2018=100) di Kota Tual, 2023**  
**Monthly Inflation Rate by Expenditure Group (2018=100) in  
Tual Municipality, 2023**

| <b>Bulan</b><br><b>Month</b> | <b>Makanan, Minuman dan<br/>Tembakau</b><br><b>Food, Beverages and<br/>Tobacco</b> | <b>Pakaian dan Alas Kaki</b><br><b>Clothing and Footwear</b> | <b>Perumahan, Air, Listrik,<br/>dan Bahan Bakar Rumah<br/>Tangga</b><br><b>Housing, Water,<br/>Electricity, and Household<br/>Fuels</b> |
|------------------------------|------------------------------------------------------------------------------------|--------------------------------------------------------------|-----------------------------------------------------------------------------------------------------------------------------------------|
| (1)                          | (2)                                                                                | (3)                                                          | (4)                                                                                                                                     |
| Januari/January              | 1,66                                                                               | 0,47                                                         | 0,23                                                                                                                                    |
| Februari/February            | 0,67                                                                               | 0,02                                                         | 0,05                                                                                                                                    |
| Maret/March                  | -0,12                                                                              | -                                                            | 0,30                                                                                                                                    |
| April/April                  | 0,27                                                                               | -0,02                                                        | 0,06                                                                                                                                    |
| Mei/May                      | 1,40                                                                               | -0,02                                                        | -0,01                                                                                                                                   |
| Juni/June                    | 1,33                                                                               | 0,03                                                         | -                                                                                                                                       |
| Juli/July                    | -1,59                                                                              | -                                                            | 3,64                                                                                                                                    |
| Agustus/August               | 0,36                                                                               | 0,01                                                         | 0,36                                                                                                                                    |
| September/September          | 0,96                                                                               | 0,02                                                         | 2,18                                                                                                                                    |
| Oktober/October              | -3,03                                                                              | 0,01                                                         | 0,17                                                                                                                                    |
| November/November            | -0,51                                                                              | -1,75                                                        | -0,05                                                                                                                                   |
| Desember/December            | 2,42                                                                               | -                                                            | 0,13                                                                                                                                    |

Lanjutan Tabel/*Continued Table 9.7*

| <b>Bulan</b><br><i>Month</i> | <b>Perlengkapan, Peralatan,<br/>dan Pemeliharaan Rutin<br/>Rumah Tangga</b><br><i>Furnishing, Household<br/>Equipment and Routine<br/>Household Maintenance</i> | <b>Kesehatan</b><br><i>Health</i> | <b>Transportasi</b><br><i>Transport</i> |
|------------------------------|-----------------------------------------------------------------------------------------------------------------------------------------------------------------|-----------------------------------|-----------------------------------------|
| (1)                          | (5)                                                                                                                                                             | (6)                               | (7)                                     |
| Januari/ <i>January</i>      | 0,04                                                                                                                                                            | -                                 | -1,88                                   |
| Februari/ <i>February</i>    | -0,12                                                                                                                                                           | 0,03                              | 1,96                                    |
| Maret/ <i>March</i>          | 0,16                                                                                                                                                            | -                                 | 3,35                                    |
| April/ <i>April</i>          | 0,05                                                                                                                                                            | -                                 | 1,26                                    |
| Mei/ <i>May</i>              | 0,19                                                                                                                                                            | -                                 | 0,97                                    |
| Juni/ <i>June</i>            | 0,04                                                                                                                                                            | -                                 | 0,62                                    |
| Juli/ <i>July</i>            | 0,30                                                                                                                                                            | -                                 | 0,62                                    |
| Agustus/ <i>August</i>       | 0,08                                                                                                                                                            | -                                 | 1,33                                    |
| September/ <i>September</i>  | 0,10                                                                                                                                                            | -                                 | -1,52                                   |
| Oktober/ <i>October</i>      | 0,15                                                                                                                                                            | -                                 | 0,68                                    |
| November/ <i>November</i>    | 0,03                                                                                                                                                            | -                                 | 1,15                                    |
| Desember/ <i>December</i>    | -0,23                                                                                                                                                           | -                                 | 0,29                                    |

Lanjutan Tabel/*Continued Table 9.7*

| <b>Bulan<br/>Month</b> | <b>Informasi, Komunikasi,<br/>dan Jasa Keuangan<br/>Information,<br/>Communication and<br/>Financial Services</b> | <b>Rekreasi, Olahraga, dan<br/>Budaya<br/>Recreation,<br/>Sport, and Culture</b> | <b>Pendidikan<br/>Education</b> |
|------------------------|-------------------------------------------------------------------------------------------------------------------|----------------------------------------------------------------------------------|---------------------------------|
| (1)                    | (8)                                                                                                               | (9)                                                                              | (10)                            |
| Januari/January        | -0,07                                                                                                             | -0,47                                                                            | -                               |
| Februari/February      | 0,07                                                                                                              | 0,07                                                                             | -                               |
| Maret/March            | -0,24                                                                                                             | -                                                                                | -                               |
| April/April            | 0,20                                                                                                              | -                                                                                | -                               |
| Mei/May                | -0,02                                                                                                             | -                                                                                | -                               |
| Juni/June              | -                                                                                                                 | 0,23                                                                             | -                               |
| Juli/July              | -                                                                                                                 | -                                                                                | -                               |
| Agustus/August         | -0,01                                                                                                             | -                                                                                | -                               |
| September/September    | -0,01                                                                                                             | -                                                                                | -                               |
| Oktober/October        | -0,22                                                                                                             | 0,47                                                                             | -                               |
| November/November      | -0,02                                                                                                             | -                                                                                | -                               |
| Desember/December      | -0,13                                                                                                             | -                                                                                | -                               |

Lanjutan Tabel/*Continued Table 9.7*

| <b>Bulan<br/>Month</b> | <b>Penyediaan<br/>Makanan dan<br/>Minuman/Restoran<br/>Food and Beverage<br/>Services/Restaurant</b> | <b>Perawatan Pribadi<br/>dan Jasa Lainnya<br/>Personal Care and<br/>Other Services</b> | <b>Umum<br/>General</b> |
|------------------------|------------------------------------------------------------------------------------------------------|----------------------------------------------------------------------------------------|-------------------------|
| (1)                    | (11)                                                                                                 | (12)                                                                                   | (13)                    |
| Januari/January        | -                                                                                                    | 0,63                                                                                   | 0,53                    |
| Februari/February      | 2,22                                                                                                 | 0,35                                                                                   | 0,64                    |
| Maret/March            | 0,84                                                                                                 | 0,45                                                                                   | 0,44                    |
| April/April            | 2,03                                                                                                 | 1,29                                                                                   | 0,47                    |
| Mei/May                | -                                                                                                    | 0,28                                                                                   | 0,69                    |
| Juni/June              | -                                                                                                    | -                                                                                      | 0,17                    |
| Juli/July              | -                                                                                                    | 0,42                                                                                   | -0,50                   |
| Agustus/August         | 0,62                                                                                                 | 0,08                                                                                   | 0,4                     |
| September/September    | 1,00                                                                                                 | -                                                                                      | 0,61                    |
| Oktober/October        | 0,36                                                                                                 | -0,35                                                                                  | -1,08                   |
| November/November      | -                                                                                                    | 0,36                                                                                   | -0,51                   |
| Desember/December      | -                                                                                                    | 0,32                                                                                   | 0,98                    |

Sumber/Source: BPS, Survei Harga Konsumen/BPS-Statistics Indonesia, Consumer Price Survey





# BAB 10 PENGELUARAN PENDUDUK

## POPULATION AND EXPENDITURE

Pada 2023 Pengeluaran per Kapita sebulan untuk bukan makanan sedikit lebih besar daripada untuk makanan

Non Makanan  
53,86%



Pengeluaran per kapita sebulan untuk perumahan dan fasilitas rumah tangga adalah

Rp. 424.637,-  
atau

33,64%

dari seluruh pengeluaran perkapita rumah tangga di Kota Tual





**PENJELASAN TEKNIS****TECHNICAL NOTES**

1. **Penghitungan pengeluaran perkapita** berasal dari Survei Sosial Ekonomi Nasional (Susenas). Susenas dilaksanakan oleh BPS pada bulan Maret dan Bulan September setiap tahunnya. Survei Sosial Ekonomi Nasional (Susenas) merupakan salah satu survei rutin Badan Pusat Statistik (BPS) yang menjadi sumber data utama untuk kegiatan pembangunan di bidang sosial dan ekonomi. Indikator yang dihasilkan dari susenas menjadi rujukan utama memantau perkembangan pencapaian Sustainable Development Goals (SDGs) setiap tahunnya hingga tahun 2030.

1. **Monthly Average Expenditure per Capita** from the National Socio-Economic Survey (Susenas). Susenas is carried out by Statistics-Indonesia in March and September each year. The National Socio-Economic Survey (Susenas) is one of the regular surveys of Statistics-Indonesia which is the main source of data for development activities in the social and economic fields. Indicators generated from the National Socio-Economic Survey become the main reference for monitoring the progress of achieving Sustainable Development Goals (SDGs) every year until 2030.

<https://tualkota.bps.go.id>

**ULASAN**

Pengeluaran per kapita sebulan penduduk Kota Tual tahun 2023 meningkat 23,84 persen dari tahun 2022. Sekitar 33,64 persen dari rata-rata pengeluaran per kapita sebulan penduduk berasal dari kelompok komoditas perumahan dan fasilitas rumah tangga (kelompok komoditas bukan makanan).

Untuk kelompok komoditas makanan, sekitar 9,53 persen dari rata-rata pengeluaran perkapita sebulan penduduk pada tahun 2023 berasal dari kelompok komoditas Makanan dan minuman jadi. Selanjutnya diikuti oleh kelompok komoditas padi-padian masing-masing sebesar 8,51 persen. Kelompok komoditas makanan lainnya berkontribusi terhadap total rata-rata pengeluaran dengan distribusi persentase dibawah 7 (tujuh) persen.

Untuk kelompok komoditas nonmakanan, sekitar 33,64 persen dari rata-rata pengeluaran perkapita sebulan penduduk pada tahun 2023 berasal dari kelompok komoditas perumahan dan fasilitas rumah tangga. Selanjutnya diikuti oleh kelompok aneka komoditas dan jasa sebesar 11,23 persen. Kelompok komoditas non makanan lainnya berkontribusi terhadap total rata-rata pengeluaran dengan distribusi persentase dibawah 3 (tiga) persen.

**DESCRIPTION**

*The per capita monthly expenditure of Tual City residents in 2023 increased by 23.84 percent from 2022. About 33.64 percent of the average monthly per capita expenditure of the population came from the housing and household facilities commodity group (non-food commodity group).*

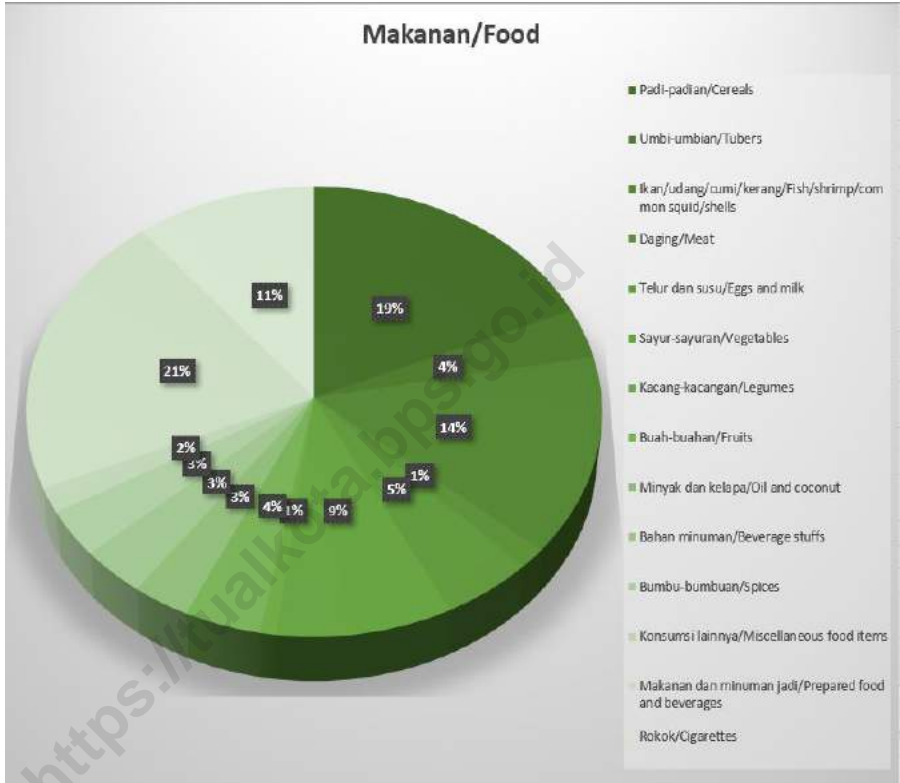
*For the food commodity group, about 9.53 percent of the average monthly per capita expenditure of the population in 2023 came from the Food and processed beverages commodity group. This was followed by the grains commodity group at 8.51 percent each. Other food commodity groups contribute to the total average expenditure with a percentage distribution below 7 (seven) percent.*

*For non-food commodity groups, about 33.64 percent of the average monthly per capita expenditure of the population in 2023 came from the housing and household facilities commodity group. This is followed by the miscellaneous commodities and services group at 11.23 percent. Other non-food commodity groups contribute to the total average expenditure with a percentage distribution below 3 (three) percent.*

<https://tualkota.bps.go.id>

**Gambar** 10.1  
**Figures**

**Persentase Rata-rata Pengeluaran per Kapita Sebulan menurut Kelompok Makanan di Kota Tual, 2023**  
*Percentage of Monthly Average Expenditure per Capita by Food Group in Tual Municipality, 2023*



Sumber/Source : BPS, Survei Sosial Ekonomi Nasional (Susenas) Maret/ BPS-Statistics Indonesia, National Socioeconomic Survey March

**Gambar** 10.2  
**Figures**

**Persentase Rata-rata Pengeluaran per Kapita Sebulan menurut Kelompok Bukan Makanan di Kota Tual, 2023**  
**Percentage of Monthly Average Expenditure per Capita by Non-Food Group in Tual Municipality, 2023**



Sumber/Source : BPS, Survei Sosial Ekonomi Nasional (Susenas) Maret/ BPS-Statistics Indonesia, National Socioeconomic Survey March



**Tabel**  
**Table** 10.1

**Rata-rata Pengeluaran per Kapita Sebulan Menurut Kelompok Komoditas (rupiah) di Kota Tual, 2022 dan 2023**  
**Monthly Average Expenditure per Capita by Commodity Group (rupiahs) in Tual Municipality, 2022 and 2023**

| <b>Kelompok Komoditas/Commodity Group</b>                                     | <b>2022</b>      | <b>2023</b>      |
|-------------------------------------------------------------------------------|------------------|------------------|
| (1)                                                                           | (2)              | (3)              |
| <b>Makanan/Food</b>                                                           |                  |                  |
| Padi-padian/ <i>Cereals</i>                                                   | 92.555           | 107.475          |
| Umbi-umbian/ <i>Tubers</i>                                                    | 19.345           | 20.945           |
| Ikan/udang/cumi/kerang/ <i>Fish/shrimp/common squid/shells</i>                | 72.251           | 83.032           |
| Daging/ <i>Meat</i>                                                           | 11.292           | 8.475            |
| Telur dan susu/ <i>Eggs and milk</i>                                          | 20.168           | 28.056           |
| Sayur-sayuran/ <i>Vegetables</i>                                              | 52.849           | 54.596           |
| Kacang-kacangan/ <i>Legumes</i>                                               | 5.317            | 4.851            |
| Buah-buahan/ <i>Fruits</i>                                                    | 23.027           | 23.705           |
| Minyak dan kelapa/ <i>Oil and coconut</i>                                     | 15.882           | 17.834           |
| Bahan minuman/ <i>Beverage stuffs</i>                                         | 15.994           | 20.069           |
| Bumbu-bumbuan/ <i>Spices</i>                                                  | 15.154           | 19.568           |
| Konsumsi lainnya/ <i>Miscellaneous food items</i>                             | 6.956            | 10.341           |
| Makanan dan minuman jadi/ <i>Prepared food and beverages</i>                  | 101.659          | 120.276          |
| Rokok/ <i>Cigarettes</i>                                                      | 59.260           | 62.911           |
| <b>Jumlah makanan/Total food</b>                                              | <b>511.661</b>   | <b>582.403</b>   |
| <b>Bukan makanan/Non-food</b>                                                 |                  |                  |
| Perumahan dan fasilitas rumah tangga/ <i>Housing and household facilities</i> | 304.774          | 424.637          |
| Aneka barang dan jasa/ <i>Goods and services</i>                              | 112.972          | 141.754          |
| Pakaian, alas kaki, dan tutup kepala/ <i>Clothing, footwear, and headgear</i> | 23.046           | 33.479           |
| Barang tahan lama/ <i>Durable goods</i>                                       | 11.449           | 16.867           |
| Pajak, pungutan, dan asuransi/ <i>Taxes and insurance</i>                     | 50.031           | 57.579           |
| Keperluan pesta dan upacara/kenduri/ <i>Parties and ceremonies</i>            | 5.314            | 5.548            |
| <b>Jumlah bukan makanan/Total non-food</b>                                    | <b>507.586</b>   | <b>679.865</b>   |
| <b>Jumlah/Total</b>                                                           | <b>1.019.247</b> | <b>1.262.268</b> |

Sumber/Source: Badan Pusat Statistik, Survei Sosial Ekonomi Nasional (Susenas) Maret 2021 dan Maret 2022/BPS-Statistics Indonesia, National Socioeconomic Survey

**Tabel**  
**Table** 10.2**Persentase Pengeluaran per Kapita Sebulan Menurut  
Kelompok Komoditas di Kota Tual, 2022 dan 2023**  
**Percentage of Monthly Expenditure per Capita by  
Commodity Group in Tual Municipality, 2022 and 2023**

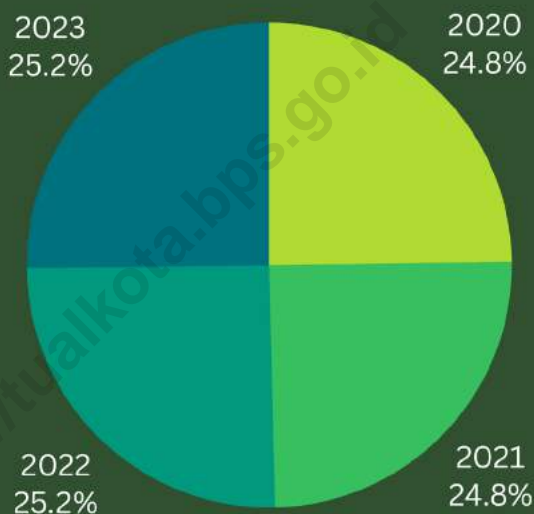
| <b>Kelompok Komoditas/Commodity Group</b>                             | <b>2022</b>  | <b>2023</b>  |
|-----------------------------------------------------------------------|--------------|--------------|
| (1)                                                                   | (2)          | (3)          |
| <b>Makanan/Food</b>                                                   |              |              |
| Padi-padian/Cereals                                                   | 9,08         | 8,51         |
| Umbi-umbian/Tubers                                                    | 1,90         | 1,66         |
| Ikan/udang/cumi/kerang/Fish/shrimp/common squid/shells                | 7,09         | 6,58         |
| Daging/Meat                                                           | 1,11         | 0,67         |
| Telur dan susu/Eggs and milk                                          | 1,98         | 2,22         |
| Sayur-sayuran/Vegetables                                              | 5,19         | 4,33         |
| Kacang-kacangan/Legumes                                               | 0,52         | 0,38         |
| Buah-buahan/Fruits                                                    | 2,26         | 1,88         |
| Minyak dan kelapa/Oil and coconut                                     | 1,56         | 1,41         |
| Bahan minuman/Beverage stuffs                                         | 1,57         | 1,59         |
| Bumbu-bumbuan/Spices                                                  | 1,49         | 1,55         |
| Konsumsi lainnya/Miscellaneous food items                             | 0,68         | 0,82         |
| Makanan dan minuman jadi/Prepared food and beverages                  | 9,97         | 9,53         |
| Rokok/Cigarettes                                                      | 5,81         | 4,98         |
| <b>Jumlah makanan/Total food</b>                                      | <b>50,20</b> | <b>46,14</b> |
| <b>Bukan makanan/Non-food</b>                                         |              |              |
| Perumahan dan fasilitas rumah tangga/Housing and household facilities | 29,90        | 33,64        |
| Aneka barang dan jasa/Goods and services                              | 11,08        | 11,23        |
| Pakaian, alas kaki, dan tutup kepala/Clothing, footwear, and headgear | 2,26         | 2,65         |
| Barang tahan lama/Durable goods                                       | 1,12         | 1,34         |
| Pajak, pungutan, dan asuransi/Taxes and insurance                     | 4,91         | 4,56         |
| Keperluan pesta dan upacara/kenduri/Parties and ceremonies            | 0,52         | 0,44         |
| <b>Jumlah bukan makanan/Total non-food</b>                            | <b>49,80</b> | <b>53,86</b> |
| <b>Jumlah/Total</b>                                                   | <b>100</b>   | <b>100</b>   |

Sumber/Source: Badan Pusat Statistik, Survei Sosial Ekonomi Nasional (Susenas) Maret 2021 dan Maret 2022/BPS-Statistics Indonesia, National Socioeconomic Survey

# BAB 11 PERDAGANGAN

## TRADE

### Jumlah Kios di Kota Tual, 2020-2023



Jumlah Kios di Kota Tual pada Tahun 2023 Sebanyak

**1.005 Kios**



**PENJELASAN TEKNIS**

1. Warung atau kedai memiliki arti yang sama, yaitu bangunan yang digunakan sebagai tempat berjualan makanan dan minuman.
2. Kios adalah nama alternatif untuk sebuah toko kecil, biasanya dijual buku, majalah, dan koran.
3. Toko berarti bangunan permanen tempat menjual barang-barang.
4. Pasar memiliki makna tempat orang berjual beli yang biasanya lebih luas daripada kedai, warung, atau toko. Jika dibandingkan dengan kedai, warung, atau toko, cakupan jenis barang yang dijual di pasar lebih banyak. Selain makanan dan minuman, di pasar juga dijual sayur-mayur, pakaian, dan benda-benda lain untuk kebutuhan sehari-hari.

**TECHNICAL NOTES**

1. *The concept and definition of stall is a building used as a place to sell food and drinks.*
2. *Stall is an alternative name for a small shop, usually selling books, magazines, and newspapers.*
3. *Stores means permanent buildings where goods are sold.*
4. *The market has the meaning of a place where people buy and sell which is usually wider than stall or shop. There is more scope for the types of goods sold in the market. In addition to food and drinks, the market also sells vegetables, clothes, and other items for daily needs.*

<https://tualkota.bps.go.id>

**ULASAN**

Sarana perdagangan yang tercatat di Dinas Perindustrian dan Perdagangan Kota Tual tahun 2023 meliputi pasar, toko, kios dan warung. Toko merupakan jenis sarana perdagangan yang sangat banyak jumlahnya pada tahun 2023 yakni mencapai 695 unit. Secara umum, jumlah sarana perdagangan di Kota Tual sejak tahun 2021 meningkat secara konsisten, namun mengalami stagnan pada Tahun 2023.

**DESCRIPTION**

*Trading facilities recorded at the Industry and Trade Office of Tual Municipality in 2023 include markets, shops, kiosks and stalls. Shops are the most common type of trading facility in 2023, reaching 695 units. In general, the number of trading facilities in Tual Municipality has increased consistently since 2021, but stagnated in 2023.*

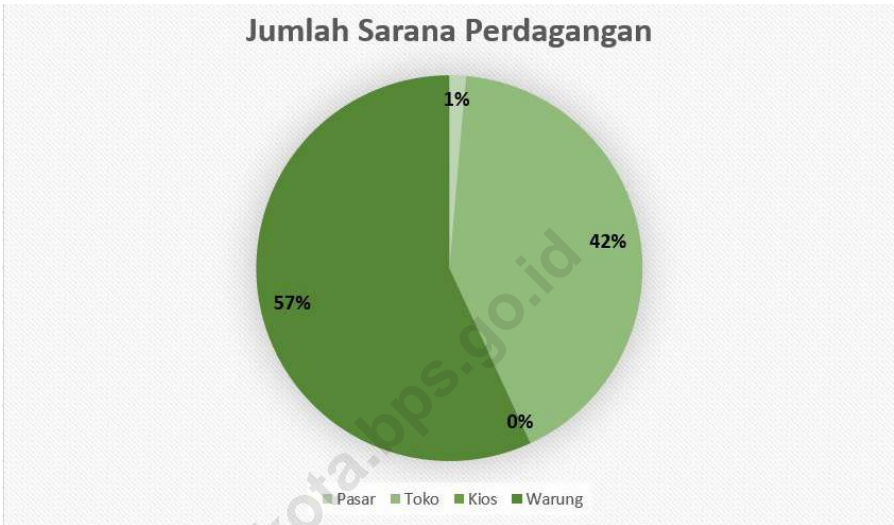
<https://tualkota.bps.go.id>





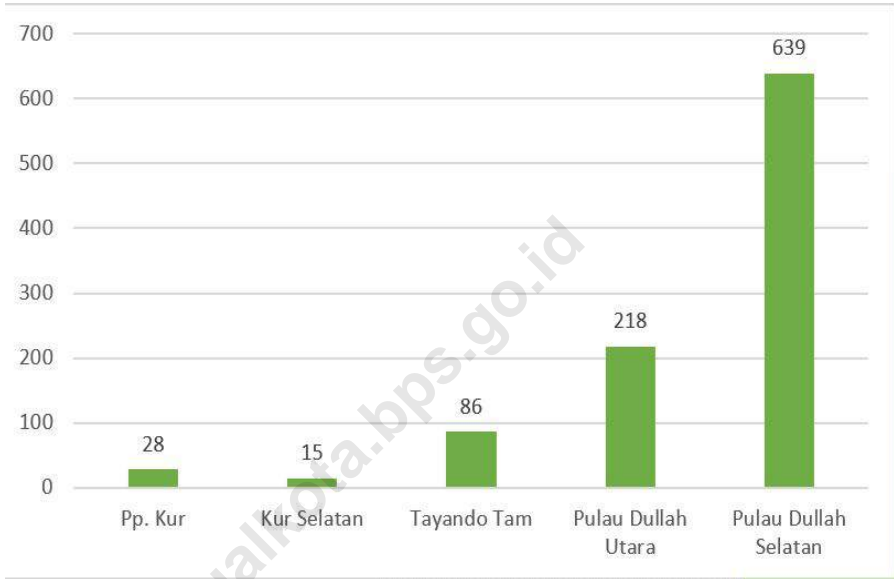
**Gambar** 11.1  
**Figures**

**Jumlah Sarana Perdagangan Menurut Jenisnya  
di Kota Tual (persen), 2023**  
*Number of Trading Facilities by Type of  
Facility in Tual Municipality, 2020–2023*



Sumber/Source : Dinas Perdagangan dan Perindustrian Kota Tual/ Department of Industry and Trade of Tual Municipality

**Gambar 11.2** Jumlah Nomor Induk Berusaha Menurut Kecamatan Kota Tual, 2023  
**Figures** *Number of Business Registration Numbers by Subdistricts in Tual Municipality, 2023*



Sumber/Source : Dinas Penanaman Modal, Pelayanan Terpadu Satu Pintu dan Tenaga Kerja Kota Tual/ *Departement of Investment, One Stop Integrated Services and Labor of Tual Municipality*

**Tabel 11.1** Jumlah Sarana Perdagangan Menurut Jenisnya di Kota Tual, 2020–2023  
**Table 11.1** *Number of Trading Facilities by Type of Facility in Tual Municipality, 2020–2023*

| Jenis Sarana Perdagangan<br>Type of Trading Facilities | 2020         | 2021         | 2022         | 2023         |
|--------------------------------------------------------|--------------|--------------|--------------|--------------|
| (1)                                                    | (2)          | (3)          | (4)          | (5)          |
| Pasar/Market                                           | 23           | 23           | 23           | 23           |
| Toko/Store                                             | 654          | 682          | 695          | 695          |
| Kios                                                   | 989          | 991          | 1.005        | 1.005        |
| Warung                                                 | 892          | 898          | 948          | 948          |
| <b>Jumlah/Total</b>                                    | <b>2.558</b> | <b>2.594</b> | <b>2.671</b> | <b>2.671</b> |

Sumber/Source: Dinas Perdagangan dan Perindustrian Kota Tual/ Department of Industry and Trade of Tual Municipality

**Tabel 11.2** Jumlah Objek Usaha yang Membayar Pajak pada Badan Pendapatan Daerah Kota Tual, 2015–2023  
**Number of Business Objects that Pay Taxes at The Regional Revenue Agency of Tual Municipality, 2015–2023**

| Tahun<br>Years | Wajib Pajak<br>Taxable<br>Registers | Agen Penjualan<br>Tiket<br>Ticket Agents | Karaoke<br>Karaoke | Bilyard<br>Billiard | Rumah<br>Makan<br>Restaurant | Hotel/<br>Penginapan<br>Hotel/Inn |
|----------------|-------------------------------------|------------------------------------------|--------------------|---------------------|------------------------------|-----------------------------------|
| (1)            | (2)                                 | (3)                                      | (4)                | (5)                 | (6)                          | (7)                               |
| 2015           | 550                                 | 3                                        | 7                  | 2                   | 37                           | ...                               |
| 2016           | 674                                 | 4                                        | 8                  | 1                   | 52                           | ...                               |
| 2017           | 741                                 | 6                                        | 4                  | 1                   | 57                           | ...                               |
| 2018           | 816                                 | 6                                        | 3                  | 2                   | 54                           | ...                               |
| 2019           | 1.075                               | 6                                        | 3                  | 2                   | 60                           | 7                                 |
| 2020           | 1.267                               | 6                                        | -                  | 2                   | 72                           | 7                                 |
| 2021           | 11.255                              | 6                                        | -                  | 2                   | 78                           | 7                                 |
| 2022           | 11.258                              | 6                                        | -                  | 2                   | 88                           | 7                                 |
| 2023           | 124                                 | -                                        | -                  | 2                   | 86                           | 8                                 |

Sumber/Source: Badan Pendapatan Daerah Kota Tual/ DRegional Revenue Agency of Tual Municipality

**Tabel**  
**Table 11.3**

**Jumlah Nomor Induk Berusaha Menurut Kecamatan Kota Tual, 2019–2023**  
**Number of Business Registration Numbers by Subdistricts in Tual Municipality, 2019–2023**

| <b>Kecamatan<br/>District</b> | <b>2019</b> | <b>2020</b> | <b>2021</b> | <b>2022</b> | <b>2023</b> |
|-------------------------------|-------------|-------------|-------------|-------------|-------------|
| (1)                           | (2)         | (3)         | (4)         | (5)         | (6)         |
| Pp. Kur                       | -           | -           | 3           | 1           | 28          |
| Kur Selatan                   | -           | -           | 4           | 2           | 15          |
| Tayando Tam                   | 1           | 3           | 3           | 8           | 86          |
| Pulau Dullah Utara            | 85          | 122         | 15          | 273         | 218         |
| Pulau Dullah Selatan          | 149         | 303         | 131         | 103         | 639         |
| <b>Tual</b>                   | <b>235</b>  | <b>428</b>  | <b>156</b>  | <b>387</b>  | <b>986</b>  |

Sumber/Source: Dinas Penanaman Modal, Pelayanan Terpadu Satu Pintu dan Tenaga Kerja Kota Tual/ *Departement of Investment, One Stop Integrated Services and Labor of Tual Municipality*

**Tabel 11.4** Jumlah Nomor Induk Berusaha Menurut Bentuk Usaha di Kota Tual, 2019–2023  
**Number of Business Registration Numbers by Subdistricts in Tual Municipality, 2019–2023**

| Bentuk Usaha<br>Business Form                           | 2019       | 2020       | 2021      | 2022       | 2023       |
|---------------------------------------------------------|------------|------------|-----------|------------|------------|
| (1)                                                     | (2)        | (3)        | (4)       | (5)        | (6)        |
| Perseroan Terbatas<br><i>Incorporated</i>               | 15         | 21         | 1         | 10         | 13         |
| Koperasi<br><i>Cooperatives</i>                         | 3          | 3          | 3         | 4          | 2          |
| Persekutuan Firma<br><i>Firma</i>                       | 7          | 7          | -         | 1          | 1          |
| Perusahaan<br>Perseorangan<br><i>Private Company</i>    | 124        | 293        | 5         | 349        | 923        |
| Persekutuan<br>Komanditer<br><i>Limited Partnership</i> | 86         | 104        | 12        | 21         | 44         |
| Yayasan<br><i>Foundation</i>                            | ...        | ...        | ...       | 1          | 2          |
| Badan Layanan<br>Umum<br><i>Public Service Agency</i>   | ...        | ...        | ...       | 1          | 1          |
| <b>Tual</b>                                             | <b>235</b> | <b>428</b> | <b>21</b> | <b>387</b> | <b>986</b> |

Sumber/Source: Dinas Penanaman Modal, Pelayanan Terpadu Satu Pintu dan Tenaga Kerja Kota Tual/ *Departement of Investment, One Stop Integrated Services and Labor of Tual Municipality*

**Tabel**  
**Table** 11.5

**Jumlah Penerbitan Tanda Daftar Perusahaan Pengusaha Tetap menurut Bentuk Usaha di Kota Tual, 2021-2023**  
**Number of Permanent Entrepreneur Company Registration Certificate by Business Form in Tual Municipality, 2021-2023**

| Bentuk Usaha<br><i>Business Form</i>                    | 2021               |                                 | 2022               |                                 | 2023               |                                 |
|---------------------------------------------------------|--------------------|---------------------------------|--------------------|---------------------------------|--------------------|---------------------------------|
|                                                         | Baru<br><i>New</i> | Perpanjangan<br><i>Lengthen</i> | Baru<br><i>New</i> | Perpanjangan<br><i>Lengthen</i> | Baru<br><i>New</i> | Perpanjangan<br><i>Lengthen</i> |
| (1)                                                     | (2)                | (3)                             | (4)                | (5)                             | (6)                | (7)                             |
| Perseroan Terbatas<br><i>Incorporated</i>               | ...                | ...                             | ...                | ...                             | 13                 | ...                             |
| Koperasi<br><i>Cooperatives</i>                         | ...                | ...                             | ...                | ...                             | 2                  | ...                             |
| Persekutuan Firma<br><i>Firma</i>                       | ...                | ...                             | ...                | ...                             | 1                  | ...                             |
| Perusahaan<br>Perseorangan<br><i>Private Company</i>    | ...                | ...                             | ...                | ...                             | 923                | ...                             |
| Persekutuan<br>Komanditer<br><i>Limited Partnership</i> | ...                | ...                             | ...                | ...                             | 44                 | ...                             |
| Badan Layanan<br>Umum<br><i>Public Service Agency</i>   | ...                | ...                             | ...                | ...                             | ...                | ...                             |
| <b>Tual</b>                                             | ...                | ...                             | ...                | ...                             | <b>983</b>         | ...                             |

Sumber/Source: Dinas Penanaman Modal, Pelayanan Terpadu Satu Pintu dan Tenaga Kerja Kota Tual/ *Departement of Investment, One Stop Integrated Services and Labor of Tual Municipality*

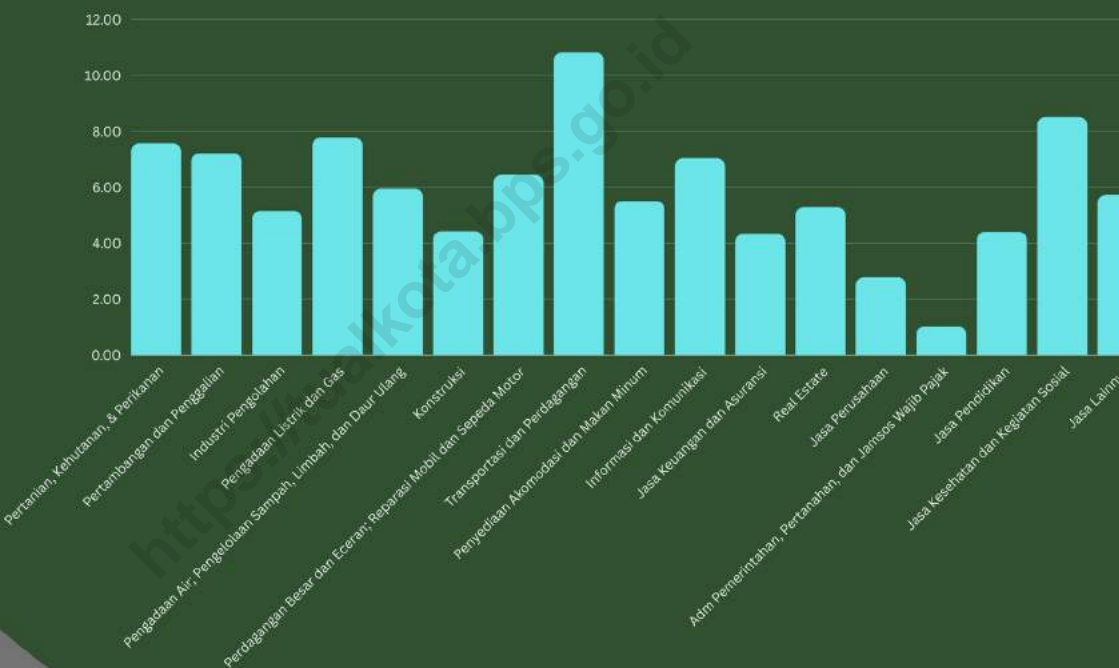




# BAB 12 SISTEM NERACA REGIONAL

## SYSTEM OF REGIONAL ACCOUNTS

### Pertumbuhan Ekonomi Menurut Lapangan Usaha 2023



Laju Pertumbuhan Ekonomi 2022 Kota Tual  
**5,68%**



**PENJELASAN TEKNIS**

1. Penghitungan statistik neraca nasional mengikuti buku petunjuk yang diterbitkan oleh Perserikatan Bangsa Bangsa (PBB) dikenal sebagai Sistem Neraca Nasional (SNN). SNN adalah rekomendasi internasional tentang bagaimana menyusun ukuran aktivitas ekonomi yang sesuai dengan standar neraca baku yang didasarkan pada prinsip-prinsip ekonomi. Rekomendasi yang dimaksud dinyatakan dalam sekumpulan konsep, definisi, klasifikasi, dan aturan neraca yang disepakati secara internasional dalam mengukur indikator tertentu seperti Produk Domestik Bruto (PDB). Salah satu bentuk adaptasi pencatatan statistik nasional adalah melakukan perubahan tahun dasar PDB Indonesia dari tahun 2000 ke 2010. Perubahan tahun dasar PDB dilakukan seiring dengan mengadopsi rekomendasi PBB yang tertuang dalam Sistem Neraca Nasional 2008 (SNN 2008).
2. Produk Domestik Bruto pada tingkat nasional serta Produk Domestik Regional Bruto (PDRB) pada tingkat regional (provinsi) menggambarkan kemampuan suatu wilayah untuk menciptakan nilai tambah pada suatu waktu tertentu. Untuk menyusun PDB

**TECHNICAL NOTES**

1. *The method used to estimate national accounts statistics is based on the standard guidelines formed by United Nation known as System of National Accounts (SNA). SNA is the internationally agreed standard set of recommendations on how to compile measures of economic activity in accordance with strict accounting conventions based on economic principles. The recommendations are expressed in term of a set of concepts, definitions, classifications, and accounting rules that comprise the internationally agreed standard for measuring indicators such as Gross Domestic Product (GDP). One of the improvement in the national statistical system is to rebase GDP form base year 2000 to 2010 in order to capture current economic condition. It is in line with the United Nations (UN) recommendation on 2008 SNA.*
2. *The basic measure of the value added arising from economic activity is known as Gross Domestic Product at the national level and Gross Regional Domestic Product (GRDP) at the regional level (provinces/ regencies/ municipalities). To compile these statistics, two approaches have been used, i.e. "production approach" and "expenditure approach". The first approach is to*

maupun PDRB digunakan 2 pendekatan, yaitu lapangan usaha dan pengeluaran. Keduanya menyajikan komposisi data nilai tambah dirinci menurut sumber kegiatan ekonomi (lapangan usaha) dan menurut komponen penggunaannya. PDB maupun PDRB dari sisi lapangan usaha merupakan penjumlahan seluruh komponen nilai tambah bruto yang mampu diciptakan oleh sektor-sektor ekonomi atas berbagai aktivitas produksinya. Sedangkan dari sisi pengeluaran menjelaskan tentang penggunaan dari nilai tambah tersebut.

3. PDB menurut lapangan usaha mengalami perubahan klasifikasi dari 9 lapangan usaha menjadi 17 lapangan usaha. PDB menurut lapangan usaha dirinci menurut total nilai tambah dari seluruh sektor ekonomi yang mencakup lapangan usaha Pertanian, Kehutanan, dan Perikanan; Pertambangan dan Penggalian; Industri Pengolahan; Pengadaan Listrik dan Gas; Pengadaan Air, Pengelolaan Sampah, Limbah dan Daur Ulang; Konstruksi; Perdagangan Besar dan Eceran, Reparasi Mobil dan Sepeda Motor; Transportasi dan Pergudangan; Penyediaan Akomodasi dan Makan Minum; Informasi dan Komunikasi; Jasa Keuangan dan Asuransi; Real Estat; Jasa

*measure value added produced by various kinds of economic activities, while the second approach is to measure final uses of the country's output. In other words, GDP/GRDP is the sum of total value added produced by all economic industries (activities) and the way of using it.*

3. *GDP by industry classification changes from 9 industries to 17 industries. GDP by industry is classified by types of economic activities such as Agriculture, Forestry, and Fishing; Mining and Quarrying; Manufacturing; Electricity and Gas; Water supply, Sewerage, Waste Management, and Remediation Activities; Construction; Wholesale and Retail Trade; Repair of Motor Vehicles and Motorcycles; Transportation and Storage; Accommodation and Food Service Activities; Information and Communication; Financial and Insurance Activities; Real Estate Activities; Business Activities; Public Administration; Defence and Compulsory Social Security; Education; Human Health and Social Work Activities; and Other Services Activities.*
4. *GDP by expenditure classification changes where consumption expenditure Non-profit Institutions Serving Households (NPISH) previously included as part*

Perusahaan; Administrasi Pemerintahan, Pertahanan dan Jaminan Sosial Wajib; Jasa Pendidikan; Jasa Kesehatan dan Kegiatan Sosial; dan Jasa lainnya.

4. PDB menurut pengeluaran mengalami perubahan klasifikasi dimana pengeluaran konsumsi Lembaga Non Profit yang Melayani Rumah Tangga (LNPRT) yang sebelumnya termasuk bagian dari pengeluaran konsumsi rumah tangga menjadi komponen terpisah. Sehingga klasifikasi PDB menurut pengeluaran dirinci menjadi 7 komponen yaitu komponen pengeluaran konsumsi rumah tangga, pengeluaran konsumsi LNPRT, pengeluaran konsumsi pemerintah, pembentukan modal tetap bruto, perubahan inventori, ekspor barang dan jasa, dan impor barang dan jasa.
5. Pengeluaran konsumsi rumah tangga mencakup berbagai pengeluaran konsumsi akhir rumah tangga atas barang dan jasa untuk memenuhi kebutuhan individu ataupun kelompok secara langsung. Pengeluaran rumah tangga di sini mencakup makanan dan minuman selain restoran; pakaian, alas kaki dan jasa perawatannya; perumahan dan perlengkapan rumah tangga; kesehatan dan pendidikan; transportasi dan komunikasi; restoran dan hotel serta lainnya.

*of household consumption expenditure is taken out into separate component. So that, GDP by type of expenditures is classified into: household consumption expenditure, NPISH consumption expenditure, government consumption expenditure, gross fixed capital formation, changes in inventories, exports of goods and services, and imports of goods and services.*

5. *Household consumption expenditures consist of expenditures incurred by households, which are used for both individual or collective needs. Household consumptions are classified into food and beverages other than restaurants; clothing, footwear, and related maintenance services; housing and household equipment; health and education; transport and communication; restaurants and hotels; and others.*
6. *The expenditure of Non Profit Institutions Serving Household (NPISHs) comprises the expenditure incurred by (NPISHs) operate in Indonesia. NPISHs consist of either formal or non-formal established by individuals or communities in order to provide goods/free services but do not sell them at economically significant prices to their members/*

Pengeluaran Lembaga Non Profit yang Melayani Rumah Tangga (LNPRT) meliputi pengeluaran LNPRT yang beroperasi di Indonesia. LNPRT merupakan lembaga formal maupun informal yang dibentuk oleh perorangan atau kelompok masyarakat dalam rangka menyediakan barang/jasa secara gratis atau dengan harga yang tidak signifikan secara ekonomi kepada anggotanya/ rumah tangga/ kelompok masyarakat. LNPRT terlibat dalam produksi nonpasar dan tidak dikendalikan oleh pemerintah.

6. Pengeluaran Konsumsi Pemerintah terdiri dari Pengeluaran Konsumsi Individu dan Pengeluaran Konsumsi Kolektif. Barang dan jasa individu merupakan barang dan jasa privat, di mana ciri-ciri barang privat adalah a) *Scarcity*, yaitu ada kelangkaan/keterbatasan dalam jumlah; b) *Excludable consumption*, yaitu konsumsi suatu barang dapat dibatasi hanya pada mereka yang memenuhi *competition*, yaitu konsumsi oleh satu konsumen akan mengurangi atau menghilangkan kesempatan pihak lain untuk melakukan hal serupa. Contoh barang dan jasa yang dihasilkan pemerintah dan tergolong sebagai barang dan jasa individu adalah jasa pelayanan kesehatan pemerintah di rumah sakit/puskesmas dan jasa

*household/communities. NPISHs produce non-market products and their activities are beyond the government control.*

7. *Government consumption expenditure consists of Individual Consumption Expenditure and Collective Consumption Expenditure. Individual goods and services are private goods and services, which the characteristics of private goods is a) Scarcity, that there is a scarcity/limited in number; b) Excludable consumption, the consumption of goods can be limited only to those who meet certain requirements (usually the price); c) Rivalrous competition, ie consumption by the consumer will reduce or eliminate the chance of another party to do so. Examples of goods and services produced by government and classified as goods and services of individuals is the government health services in hospitals/health centers and education services in schools/universities. Collective goods and services equivalent to public goods characterized by a) Non-rivalry, namely the use of a consumer for an item does not reduce the chance of another consumer to also consume goods; b) Non-excludable, i.e. when a public good available, then nothing can hinder anyone to benefit from the goods or in other*

pendidikan di sekolah/universitas negeri. Sedangkan barang dan jasa kolektif ekuivalen dengan barang publik yang memiliki ciri a) *Non-rivalry*, yaitu penggunaan satu konsumen terhadap suatu barang tidak mengurangi kesempatan konsumen lain untuk juga mengkonsumsi barang tersebut; b) *Nonexcludable*, yaitu apabila suatu barang publik tersedia, maka tidak ada yang dapat menghalangi siapapun untuk memperoleh manfaat dari barang tersebut atau dengan kata lain setiap orang memiliki akses ke barang tersebut. Contoh barang dan jasa yang dihasilkan pemerintah dan tergolong sebagai barang dan jasa kolektif adalah jasa pertahanan yang dilakukan TNI dan keamanan yang dilakukan kepolisian.

7. Pembentukan Modal Tetap Bruto (PMTB) mencakup pengadaan, pembuatan, dan pembelian barang modal. Barang modal dimaksud adalah barang-barang yang digunakan untuk proses produksi, tahan lama atau yang mempunyai umur pemakaian lebih dari satu tahun seperti bangunan, mesin-mesin, dan alat angkutan. Termasuk pula di sini perbaikan besar (berat) yang sifatnya memperpanjang umur atau mengubah bentuk atau kapasitas barang modal tersebut. Pengeluaran barang modal

*words everyone has access to the goods. Examples of goods and services produced by government and classified as collective goods and services is carried military defense services and the police's security.*

8. *Gross Fixed Capital Formation (GFCF) includes procurement, manufacture, and the purchase of capital goods. Capital goods are goods which are used for the production process, durable or have a service life of more than one year such as buildings, machinery, and transportation equipment. Including here: huge improvement that are to extend the life or changing the shape or the capacity of the capital goods. Capital expenditures for military purposes are also covered as GFCF. GFCF component are classified into six subcomponents: Construction; Machinery and Equipment; vehicle; Other equipment; Cultivated Biological Resources (CBR) and Intellectual Property Product.*
9. *Exports of goods and services consist of transactions of goods and services from residents to non-residents. Imports of goods and services consist of transaction of goods and services from non-residents to residents. Exports and imports of goods occur when there are changes in ownership of goods between residents and*



untuk keperluan militer juga dicakup sebagai PMTB. Klasifikasi komponen PMTB dibagi menjadi 6 sub komponen yaitu Konstruksi; Mesin dan Peralatan; Kendaraan; Peralatan Lainnya; *Cultivated Biological Resources* (CBR) dan Produk Kekayaan Intelektual.

8. Ekspor barang dan jasa merupakan transaksi perdagangan barang dan jasa dari penduduk (residen) ke bukan penduduk (nonresiden). Impor barang dan jasa adalah transaksi perdagangan dari bukan penduduk ke penduduk. Ekspor atau impor barang terjadi pada saat terjadi perubahan hak kepemilikan barang antara penduduk dengan bukan penduduk (dengan atau tanpa perpindahan fisik barang tersebut). Pada PDB dengan tahun dasar 2010, ekspor dan impor barang dirinci menjadi nonmigas dan migas.
9. Produk Domestik Regional Bruto maupun agregat turunannya disajikan dalam 2 (dua) versi penilaian, yaitu atas dasar "harga berlaku" dan atas dasar "harga konstan". Disebut sebagai harga berlaku karena seluruh agregat dinilai dengan menggunakan harga pada tahun berjalan, sedangkan harga konstan penilaiannya didasarkan kepada harga satu tahun dasar tertentu, dalam publikasi ini digunakan harga tahun 2010.

*nonresidents (with or without physical movements of goods across frontiers). On the GDP at 2010 basic year, exports and imports of goods specified into non-oil and gas and oil and gas.*

10. *GRDP and its aggregations are presented in two forms: at current market prices and at constant base year market prices. In presenting current market prices, all aggregates are valued at current market prices, while base year constant market prices are shown by valuing all aggregates at fixed base year prices. Year of 2010 is used as the base year in this publication.*
11. *Growth rate of Gross Domestic Product is derived from GDP at constant market prices. It is obtained by subtracting the value of GDP year n with the value of GDP year n-1, divided by the value of GDP year n-1 then multiplied by 100 percent. The growth rate of GDP explains the income growth during the given period.*



10. Produk Domestik Regional Bruto maupun agregat turunannya disajikan dalam 2 (dua) versi penilaian, yaitu atas dasar “harga berlaku” dan atas dasar “harga konstan”. Disebut sebagai harga berlaku karena seluruh agregat dinilai dengan menggunakan harga pada tahun berjalan, sedangkan harga konstan penilaiannya didasarkan kepada harga satu tahun dasar tertentu, dalam publikasi ini digunakan harga tahun 2010.
11. Laju pertumbuhan Produk Domestik Bruto diperoleh dari perhitungan PDB atas dasar harga konstan. Diperoleh dengan cara mengurangi nilai PDB pada tahun ke-n terhadap nilai pada tahun ke n-1 (tahun sebelumnya), dibagi dengan nilai pada tahun ke n-1, dikalikan dengan 100 persen. Laju pertumbuhan menunjukkan perkembangan agregat pendapatan dari satu waktu tertentu terhadap waktu sebelumnya.



**ULASAN**

Produk Domestik Regional Bruto (PDRB) merupakan salah satu pencerminan kemajuan ekonomi suatu daerah yang didefinisikan sebagai keseluruhan nilai tambah barang dan jasa yang dihasilkan dalam waktu satu tahun di wilayah tersebut.

PDRB Kota Tual atas dasar harga berlaku mencapai 3.202,41 miliar rupiah pada tahun 2023. Dari sisi lapangan usaha, kontribusi terbesar diberikan oleh sektor Pertanian, Kehutanan, dan Perikanan yakni sebesar 1.267,09 miliar rupiah atau sekitar 39,57 persen sedangkan sektor Pengadaan Listrik dan Gas tercatat sebagai sektor dengan kontribusi terkecil yakni sebesar 2,06 miliar rupiah atau sekitar 0,06 persen dari total PDRB. Dari sisi pengeluaran, kontribusi terbesar diberikan oleh kelompok Pengeluaran Konsumsi Rumah Tangga yakni sebesar 2061,99 miliar rupiah atau sekitar 64,39 persen sedangkan kelompok Perubahan Inventori merupakan jenis pengeluaran dengan kontribusi terkecil yakni sebesar 23,81 miliar rupiah atau sekitar 0,74 persen.

Laju pertumbuhan ekonomi Kota Tual tahun 2023 tercatat mengalami percepatan yakni dari angka 5,64 persen pada tahun 2022 menjadi sebesar 5,81 persen pada tahun 2023.

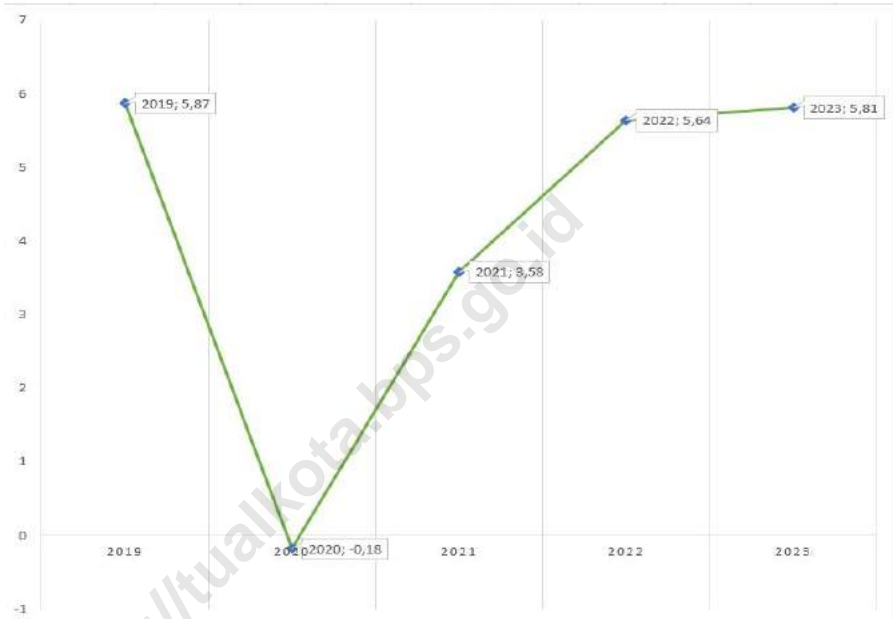
**DESCRIPTION**

*Gross Regional Domestic Product (GRDP) is a reflection of the economic progress of a region, defined as the total value added of goods and services produced within one year in the region.*

*The GRDP of Tual City at current prices reached 3,202.41 billion rupiah in 2023. In terms of business field, the largest contribution was given by the Agriculture, Forestry, and Fisheries sector which amounted to 1,267.09 billion rupiah or around 39.57 percent while the Electricity and Gas Procurement sector was recorded as the sector with the smallest contribution of 2.06 billion rupiah or around 0.06 percent of the total GRDP. In terms of expenditure, the largest contribution was given by the Household Consumption Expenditure group which amounted to 2061.99 billion rupiah or around 64.39 percent while the Inventory Change group was the type of expenditure with the smallest contribution of 23.81 billion rupiah or around 0.74 percent.*

*The economic growth rate of Tual City in 2023 was recorded to have accelerated from 5.64 percent in 2022 to 5.81 percent in 2023.*

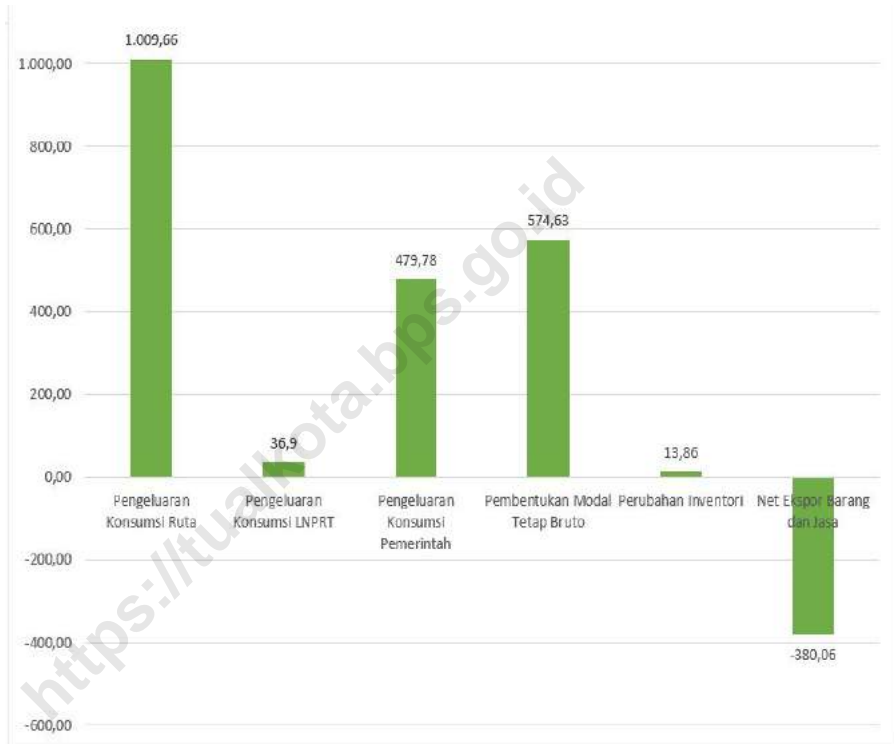


**Gambar**  
**Figures** 12.1**Laju Pertumbuhan Produk Domestik Regional Bruto  
Atas Dasar Harga Konstan 2010 di Kota Tual (persen),  
2019–2023**  
*Growth Rate of Gross Regional Domestic Product at 2010  
in Tual Municipality (percent), 2019–2023*

Sumber/Source : Badan Pusat Statistik, berbagai sensus, survei dan sumber lain/BPS-Statistics Indonesia, various census, survey, and other sources

**Gambar** 12.2  
**Figures**

**Produk Domestik Regional Bruto Atas Dasar Harga Konstan 2010 Menurut Jenis Pengeluaran di Kota Tual (miliar rupiah), 2023**  
**Gross Regional Domestic Product at 2010 Constant Market Prices by Type of Expenditure in Tual Municipality (billion rupiahs), 2023**



Sumber/Source : Badan Pusat Statistik, berbagai sensus, survei dan sumber lain/BPS-Statistics Indonesia, various census, survey, and other sources

**Tabel**  
**Table** 12.1.

**Produk Domestik Regional Bruto Atas Dasar Harga Berlaku Menurut Lapangan Usaha di Kota Tual (miliar rupiah), 2019–2023**  
**Gross Regional Domestic Product at Current Market Prices by Industry in Tual Municipality (billion rupiahs), 2019–2023**

| Lapangan Usaha/Industry                                                                                                                      | 2019   | 2020   | 2021   | 2022*   | 2023**   |
|----------------------------------------------------------------------------------------------------------------------------------------------|--------|--------|--------|---------|----------|
| (1)                                                                                                                                          | (2)    | (3)    | (4)    | (5)     | (6)      |
| A Pertanian, Kehutanan, dan Perikanan/ <i>Agriculture, Forestry, and Fishing</i>                                                             | 912,41 | 942,01 | 985,81 | 1122,68 | 1.267,09 |
| B Pertambangan dan Penggalian/ <i>Mining and Quarrying</i>                                                                                   | 10,16  | 10,27  | 10,82  | 11,51   | 12,90    |
| C Industri Pengolahan/ <i>Manufacturing</i>                                                                                                  | 38,70  | 38,24  | 39,11  | 44,65   | 49,75    |
| D Pengadaan Listrik dan Gas/ <i>Electricity and Gas</i>                                                                                      | 1,49   | 1,59   | 1,74   | 1,88    | 2,06     |
| E Pengadaan Air; Pengelolaan Sampah, Limbah, dan Daur Ulang/ <i>Water Supply; Sewerage, Waste Management, and Remediation Activities</i>     | 9,06   | 9,24   | 9,77   | 10,56   | 11,51    |
| F Konstruksi/ <i>Construction</i>                                                                                                            | 218,27 | 220,16 | 233,92 | 250,16  | 277,37   |
| G Perdagangan Besar dan Eceran; Reparasi Mobil dan Sepeda Motor/ <i>Wholesale and Retail Trade; Repair of Motor Vehicles and Motorcycles</i> | 326,47 | 321,70 | 343,83 | 385,04  | 428,03   |
| H Transportasi dan Pergudangan/ <i>Transportation and Storage</i>                                                                            | 76,46  | 70,28  | 75,42  | 87,37   | 104,64   |
| I Penyediaan Akomodasi dan Makan Minum/ <i>Accommodation and Food Service Activities</i>                                                     | 24,26  | 23,12  | 23,77  | 25,31   | 27,42    |

Lanjutan Tabel/*Continued Table* 12.1

| Lapangan Usaha/ <i>Industry</i>                                            |                                                                                                                                                 | 2019            | 2020            | 2021            | 2022*           | 2023**          |
|----------------------------------------------------------------------------|-------------------------------------------------------------------------------------------------------------------------------------------------|-----------------|-----------------|-----------------|-----------------|-----------------|
| (1)                                                                        |                                                                                                                                                 | (2)             | (3)             | (4)             | (5)             | (6)             |
| J                                                                          | Informasi dan Komunikasi/<br><i>Information and Communication</i>                                                                               | 51,22           | 50,84           | 54,15           | 57,79           | 61,31           |
| K                                                                          | Jasa Keuangan dan Asuransi/<br><i>Financial and Insurance Activities</i>                                                                        | 9,67            | 9,71            | 10,18           | 10,60           | 11,32           |
| L                                                                          | Real Estat/ <i>Real Estate Activities</i>                                                                                                       | 7,03            | 7,08            | 7,45            | 8,08            | 8,48            |
| M,N                                                                        | Jasa Perusahaan/ <i>Business Activities</i>                                                                                                     | 448,10          | 455,55          | 477,33          | 516,99          | 534,79          |
| O                                                                          | Administrasi Pemerintahan,<br>Pertahanan, dan Jaminan<br>Sosial Wajib/ <i>Public Administration and Defence;<br/>Compulsory Social Security</i> | 166,31          | 168,48          | 176,99          | 189,16          | 197,90          |
| P                                                                          | Jasa Pendidikan/ <i>Education</i>                                                                                                               | 86,33           | 90,93           | 97,21           | 105,21          | 118,34          |
| Q                                                                          | Jasa Kesehatan dan Kegiatan<br>Sosial/ <i>Human Health and Social Work Activities</i>                                                           | 29,55           | 29,25           | 30,29           | 32,81           | 36,05           |
| R,S,T,U                                                                    | Jasa Lainnya/ <i>Other Services Activities</i>                                                                                                  | 76,46           | 70,28           | 75,42           | 87,37           | 104,64          |
| <b>Produk Domestik Regional Bruto/<br/>Gross Regional Domestic Product</b> |                                                                                                                                                 | <b>2.457,32</b> | <b>2.491,34</b> | <b>2.623,26</b> | <b>2.909,02</b> | <b>3.202,41</b> |

Catatan/*Note*: \* Angka Sementara

\*\* Angka Sangat Sementara

Sumber/*Source*: Badan Pusat Statistik, berbagai sensus, survei dan sumber lain/*BPS-Statistics Indonesia, various census, survey, and other sources*



**Tabel**  
**Table** 12.2

**Produk Domestik Regional Bruto Atas Dasar Harga Konstan 2010 Menurut Lapangan Usaha di Kota Tual (miliar rupiah), 2019–2023**  
**Gross Regional Domestic Product at 2010 Constant Market Prices by Industry in Tual Municipality (billion rupiahs), 2019–2023**

| Lapangan Usaha/Industry |                                                                                                                                            | 2019   | 2020   | 2021   | 2022*  | 2023** |
|-------------------------|--------------------------------------------------------------------------------------------------------------------------------------------|--------|--------|--------|--------|--------|
| (1)                     |                                                                                                                                            | (2)    | (3)    | (4)    | (5)    | (6)    |
| A                       | Pertanian, Kehutanan, dan Perikanan/ <i>Agriculture, Forestry, and Fishing</i>                                                             | 548,15 | 556,41 | 574,54 | 611,32 | 657,58 |
| B                       | Pertambangan dan Penggalian/ <i>Mining and Quarrying</i>                                                                                   | 6,28   | 6,28   | 6,52   | 6,72   | 7,20   |
| C                       | Industri Pengolahan/ <i>Manufacturing</i>                                                                                                  | 23,32  | 22,69  | 22,83  | 25,92  | 27,25  |
| D                       | Pengadaan Listrik dan Gas/ <i>Electricity and Gas</i>                                                                                      | 1,11   | 1,17   | 1,26   | 1,33   | 1,44   |
| E                       | Pengadaan Air; Pengelolaan Sampah, Limbah, dan Daur Ulang/ <i>Water Supply; Sewerage, Waste Management, and Remediation Activities</i>     | 6,30   | 6,38   | 6,59   | 6,74   | 7,14   |
| F                       | Konstruksi/ <i>Construction</i>                                                                                                            | 125,54 | 124,95 | 130,36 | 134,86 | 140,83 |
| G                       | Perdagangan Besar dan Eceran; Reparasi Mobil dan Sepeda Motor/ <i>Wholesale and Retail Trade; Repair of Motor Vehicles and Motorcycles</i> | 225,03 | 219,13 | 229,76 | 246,06 | 261,94 |
| H                       | Transportasi dan Pergudangan/ <i>Transportation and Storage</i>                                                                            | 53,23  | 47,84  | 49,28  | 51,75  | 57,36  |
| I                       | Penyediaan Akomodasi dan Makan Minum/ <i>Accommodation and Food Service Activities</i>                                                     | 15,07  | 14,29  | 14,59  | 15,23  | 16,06  |
| J                       | Informasi dan Komunikasi/ <i>Information and Communication</i>                                                                             | 32,95  | 33,37  | 35,06  | 37,43  | 40,07  |

Lanjutan Tabel/*Continued Table 12.2*

| <b>Lapangan Usaha/Industry</b>                                                       |                                                                                                                                                     | <b>2019</b>     | <b>2020</b>     | <b>2021</b>     | <b>2022*</b>    | <b>2023**</b>   |
|--------------------------------------------------------------------------------------|-----------------------------------------------------------------------------------------------------------------------------------------------------|-----------------|-----------------|-----------------|-----------------|-----------------|
| (1)                                                                                  |                                                                                                                                                     | (2)             | (3)             | (4)             | (5)             | (6)             |
| K                                                                                    | Jasa Keuangan dan Asuransi/<br><i>Financial and Insurance<br/>Activities</i>                                                                        | 34,51           | 34,45           | 34,70           | 33,77           | 35,24           |
| L                                                                                    | Real Estat/ <i>Real Estate Activities</i>                                                                                                           | 6,24            | 6,23            | 6,52            | 6,75            | 7,11            |
| M,N                                                                                  | Jasa Perusahaan/ <i>Business<br/>Activities</i>                                                                                                     | 4,86            | 4,82            | 4,99            | 5,27            | 5,41            |
| O                                                                                    | Administrasi Pemerintahan,<br>Pertahanan, dan Jaminan<br>Sosial Wajib/ <i>Public<br/>Administration and Defence;<br/>Compulsory Social Security</i> | 245,34          | 245,27          | 253,40          | 265,44          | 268,17          |
| P                                                                                    | Jasa Pendidikan/ <i>Education</i>                                                                                                                   | 101,98          | 101,97          | 105,39          | 110,84          | 115,72          |
| Q                                                                                    | Jasa Kesehatan dan Kegiatan<br>Sosial/ <i>Human Health and Social<br/>Work Activities</i>                                                           | 51,53           | 53,80           | 56,51           | 59,36           | 64,42           |
| R,S,T,U                                                                              | Jasa Lainnya/ <i>Other Services<br/>Activities</i>                                                                                                  | 19,59           | 19,22           | 19,66           | 20,65           | 21,83           |
| <b>Produk Domestik Regional<br/>Bruto/<i>Gross Regional<br/>Domestic Product</i></b> |                                                                                                                                                     | <b>1.501,02</b> | <b>1.498,28</b> | <b>1.551,95</b> | <b>1.639,44</b> | <b>1.734,77</b> |

Catatan/Note: \* Angka Sementara

\*\* Angka Sangat Sementara

Sumber/Source: Badan Pusat Statistik, berbagai sensus, survei dan sumber lain/BPS-Statistics Indonesia, various census, survey, and other sources

**Tabel**  
**Table** 12.3

**Distribusi Persentase Produk Domestik Regional Bruto Atas Dasar Harga Berlaku Menurut Lapangan Usaha di Kota Tual, 2019–2023**  
**Percentage Distribution of Gross Regional Domestic Product at Current Market Prices by Industry in Tual Municipality, 2019–2023**

| Lapangan Usaha/ <i>Industry</i>                                                                                                              | 2019  | 2020  | 2021  | 2022* | 2023** |
|----------------------------------------------------------------------------------------------------------------------------------------------|-------|-------|-------|-------|--------|
| (1)                                                                                                                                          | (2)   | (3)   | (4)   | (5)   | (6)    |
| A Pertanian, Kehutanan, dan Perikanan/ <i>Agriculture, Forestry, and Fishing</i>                                                             | 37,13 | 37,81 | 37,58 | 38,59 | 39,57  |
| B Pertambangan dan Penggalian/ <i>Mining and Quarrying</i>                                                                                   | 0,41  | 0,41  | 0,41  | 0,40  | 0,40   |
| C Industri Pengolahan/ <i>Manufacturing</i>                                                                                                  | 1,57  | 1,54  | 1,49  | 1,53  | 1,55   |
| D Pengadaan Listrik dan Gas/ <i>Electricity and Gas</i>                                                                                      | 0,06  | 0,06  | 0,07  | 0,06  | 0,06   |
| E Pengadaan Air; Pengelolaan Sampah, Limbah, dan Daur Ulang/ <i>Water Supply; Sewerage, Waste Management, and Remediation Activities</i>     | 0,37  | 0,37  | 0,37  | 0,36  | 0,36   |
| F Konstruksi/ <i>Construction</i>                                                                                                            | 8,88  | 8,84  | 8,92  | 8,60  | 8,66   |
| G Perdagangan Besar dan Eceran; Reparasi Mobil dan Sepeda Motor/ <i>Wholesale and Retail Trade; Repair of Motor Vehicles and Motorcycles</i> | 13,29 | 12,91 | 13,11 | 13,24 | 13,37  |
| H Transportasi dan Pergudangan/ <i>Transportation and Storage</i>                                                                            | 3,11  | 2,82  | 2,87  | 3,00  | 3,27   |
| I Penyediaan Akomodasi dan Makan Minum/ <i>Accommodation and Food Service Activities</i>                                                     | 0,99  | 0,93  | 0,91  | 0,87  | 0,86   |
| J Informasi dan Komunikasi/ <i>Information and Communication</i>                                                                             | 1,70  | 1,72  | 1,73  | 1,69  | 1,67   |
| K Jasa Keuangan dan Asuransi/ <i>Financial and Insurance Activities</i>                                                                      | 2,08  | 2,04  | 2,06  | 1,99  | 1,91   |

Lanjutan Tabel/*Continued Table* 12.3

| Lapangan Usaha/ <i>Industry</i>                                              |                                                                                                                                       | 2019       | 2020       | 2021       | 2022*      | 2023**     |
|------------------------------------------------------------------------------|---------------------------------------------------------------------------------------------------------------------------------------|------------|------------|------------|------------|------------|
| (1)                                                                          |                                                                                                                                       | (2)        | (3)        | (4)        | (5)        | (6)        |
| L                                                                            | Real Estat/ <i>Real Estate Activities</i>                                                                                             | 0,39       | 0,39       | 0,39       | 0,36       | 0,35       |
| M,N                                                                          | Jasa Perusahaan/ <i>Business Activities</i>                                                                                           | 0,29       | 0,28       | 0,28       | 0,28       | 0,26       |
| O                                                                            | Administrasi Pemerintahan, Pertahanan, dan Jaminan Sosial Wajib/ <i>Public Administration and Defence; Compulsory Social Security</i> | 18,24      | 18,29      | 18,20      | 17,77      | 16,70      |
| P                                                                            | Jasa Pendidikan/ <i>Education</i>                                                                                                     | 6,77       | 6,76       | 6,75       | 6,50       | 6,18       |
| Q                                                                            | Jasa Kesehatan dan Kegiatan Sosial/ <i>Human Health and Social Work Activities</i>                                                    | 3,51       | 3,65       | 3,71       | 3,62       | 3,70       |
| R,S,T,U                                                                      | Jasa Lainnya/ <i>Other Services Activities</i>                                                                                        | 1,202      | 1,174      | 1,155      | 1,128      | 1,126      |
| <b>Produk Domestik Regional Bruto/<i>Gross Regional Domestic Product</i></b> |                                                                                                                                       | <b>100</b> | <b>100</b> | <b>100</b> | <b>100</b> | <b>100</b> |

Catatan/*Note*: \* Angka Sementara

\*\* Angka Sangat Sementara

Sumber/*Source*: Badan Pusat Statistik, berbagai sensus, survei dan sumber lain/*BPS-Statistics Indonesia, various census, survey, and other sources*

**Tabel**  
**Table** 12.4

**Laju Pertumbuhan Produk Domestik Regional Bruto Atas Dasar Harga Konstan 2010 Menurut Lapangan Usaha di Kota Tual (persen), 2019–2023**  
**Growth Rate of Gross Regional Domestic Product at 2010 Constant Market Prices by Industry in Tual Municipality (percent), 2019–2023**

| Lapangan Usaha/ <i>Industry</i>                                                                                                              | 2019 | 2020   | 2021 | 2022* | 2023** |
|----------------------------------------------------------------------------------------------------------------------------------------------|------|--------|------|-------|--------|
| (1)                                                                                                                                          | (2)  | (3)    | (4)  | (5)   | (6)    |
| A Pertanian, Kehutanan, dan Perikanan/ <i>Agriculture, Forestry, and Fishing</i>                                                             | 5,45 | 1,51   | 3,26 | 6,40  | 7,57   |
| B Pertambangan dan Penggalian/ <i>Mining and Quarrying</i>                                                                                   | 6,33 | -0,03  | 3,74 | 3,12  | 7,22   |
| C Industri Pengolahan/ <i>Manufacturing</i>                                                                                                  | 3,73 | -2,70  | 0,62 | 13,53 | 5,15   |
| D Pengadaan Listrik dan Gas/ <i>Electricity and Gas</i>                                                                                      | 1,85 | 5,94   | 7,66 | 5,56  | 7,78   |
| E Pengadaan Air; Pengelolaan Sampah, Limbah, dan Daur Ulang/ <i>Water Supply; Sewerage, Waste Management, and Remediation Activities</i>     | 4,03 | 1,26   | 3,20 | 2,23  | 5,95   |
| F Konstruksi/ <i>Construction</i>                                                                                                            | 7,82 | -0,47  | 4,33 | 3,45  | 4,43   |
| G Perdagangan Besar dan Eceran; Reparasi Mobil dan Sepeda Motor/ <i>Wholesale and Retail Trade; Repair of Motor Vehicles and Motorcycles</i> | 6,13 | -2,62  | 4,85 | 7,10  | 6,45   |
| H Transportasi dan Pergudangan/ <i>Transportation and Storage</i>                                                                            | 6,50 | -10,12 | 3,00 | 5,02  | 10,83  |
| I Penyediaan Akomodasi dan Makan Minum/ <i>Accommodation and Food Service Activities</i>                                                     | 4,87 | -5,15  | 2,05 | 4,39  | 5,51   |
| J Informasi dan Komunikasi/ <i>Information and Communication</i>                                                                             | 3,53 | 1,27   | 5,07 | 6,76  | 7,04   |
| K Jasa Keuangan dan Asuransi/ <i>Financial and Insurance Activities</i>                                                                      | 0,90 | -0,17  | 0,72 | -2,67 | 4,34   |

Lanjutan Tabel/*Continued Table 12.4*

| Lapangan Usaha/ <i>Industry</i>                                              |                                                                                                                                       | 2019        | 2020         | 2021        | 2022*       | 2023**      |
|------------------------------------------------------------------------------|---------------------------------------------------------------------------------------------------------------------------------------|-------------|--------------|-------------|-------------|-------------|
| (1)                                                                          |                                                                                                                                       | (2)         | (3)          | (4)         | (5)         | (6)         |
| L                                                                            | Real Estat/ <i>Real Estate Activities</i>                                                                                             | 1,97        | -0,13        | 4,70        | 3,51        | 5,29        |
| M,N                                                                          | Jasa Perusahaan/ <i>Business Activities</i>                                                                                           | 3,73        | -0,84        | 3,61        | 5,53        | 2,79        |
| O                                                                            | Administrasi Pemerintahan, Pertahanan, dan Jaminan Sosial Wajib/ <i>Public Administration and Defence; Compulsory Social Security</i> | 7,12        | -0,03        | 3,32        | 4,75        | 1,03        |
| P                                                                            | Jasa Pendidikan/ <i>Education</i>                                                                                                     | 6,42        | -0,01        | 3,35        | 5,17        | 4,41        |
| Q                                                                            | Jasa Kesehatan dan Kegiatan Sosial/ <i>Human Health and Social Work Activities</i>                                                    | 4,59        | 4,42         | 5,03        | 5,06        | 8,52        |
| R,S,T,U                                                                      | Jasa Lainnya/ <i>Other Services Activities</i>                                                                                        | 4,86        | -1,87        | 2,27        | 5,05        | 5,73        |
| <b>Produk Domestik Regional Bruto/<i>Gross Regional Domestic Product</i></b> |                                                                                                                                       | <b>5,87</b> | <b>-0,18</b> | <b>3,58</b> | <b>5,64</b> | <b>5,81</b> |

Catatan/*Note*: \* Angka Sementara

\*\* Angka Sangat Sementara

Sumber/*Source*: Badan Pusat Statistik, berbagai sensus, survei dan sumber lain/*BPS-Statistics Indonesia, various census, survey, and other sources*

**Tabel**  
**Table** 12.5

**Produk Domestik Regional Bruto Atas Dasar Harga Berlaku Menurut Jenis Pengeluaran di Kota Tual (miliar rupiah), 2019–2023**  
**Gross Regional Domestic Product at Current Market Prices by Type of Expenditure in Tual Municipality (billion rupiahs), 2019–2023**

| <b>Jenis Pengeluaran</b><br><b>Type of Expenditure</b>                          | <b>2019</b>    | <b>2020</b>    | <b>2021</b>    | <b>2022*</b>   | <b>2023**</b>  |
|---------------------------------------------------------------------------------|----------------|----------------|----------------|----------------|----------------|
| (1)                                                                             | (2)            | (3)            | (4)            | (5)            | (6)            |
| Pengeluaran Konsumsi Rumah Tangga<br><i>Household Consumption Expenditure</i>   | 1637,88        | 1662,72        | 1736,42        | 1909,01        | 2061,99        |
| Pengeluaran Konsumsi LNPRT<br><i>NPISH Consumption Expenditure</i>              | 49,51          | 52,45          | 54,74          | 60,55          | 66,18          |
| Pengeluaran Konsumsi Pemerintah<br><i>Government Consumption Expenditure</i>    | 920,82         | 809,85         | 865,94         | 853,11         | 869,07         |
| Pembentukan Modal Tetap Bruto<br><i>Gross Fixed Capital Formation</i>           | 852,62         | 866,91         | 912,80         | 948,24         | 976,67         |
| Perubahan Inventori<br><i>Changes in Inventories</i>                            | 21,83          | 23,76          | 23,14          | 23,72          | 23,81          |
| Net Ekspor Barang dan Jasa<br><i>Net Exports of Goods and Services</i>          | -1025,34       | -924,35        | -969,79        | -885,61        | -795,32        |
| <b>Produk Domestik Regional Bruto</b><br><b>Gross Regional Domestic Product</b> | <b>2457,32</b> | <b>2491,34</b> | <b>2623,26</b> | <b>2909,02</b> | <b>3202,41</b> |

Catatan/Note: \* Angka Sementara

\*\* Angka Sangat Sementara

Sumber/Source: Badan Pusat Statistik, berbagai sensus, survei dan sumber lain/BPS-Statistics Indonesia, various census, survey, and other sources

**Tabel**  
**Table** 12.6

**Produk Domestik Regional Bruto Atas Dasar Harga Konstan 2010 Menurut Jenis Pengeluaran di Kota Tual (miliar rupiah), 2019–2023**  
**Gross Regional Domestic Product at 2010 Constant Market Prices by Type of Expenditure in Tual Municipality (billion rupiahs), 2019–2023**

| Jenis Pengeluaran<br>Type of Expenditure                                      | 2019            | 2020            | 2021            | 2022*           | 2023**          |
|-------------------------------------------------------------------------------|-----------------|-----------------|-----------------|-----------------|-----------------|
| (1)                                                                           | (2)             | (3)             | (4)             | (5)             | (6)             |
| Pengeluaran Konsumsi Rumah Tangga<br><i>Household Consumption Expenditure</i> | 929,31          | 925,85          | 932,76          | 973,67          | 1.009,66        |
| Pengeluaran Konsumsi LNPRT<br><i>NPISH Consumption Expenditure</i>            | 32,05           | 31,91           | 32,35           | 34,83           | 36,90           |
| Pengeluaran Konsumsi Pemerintah<br><i>Government Consumption Expenditure</i>  | 567,55          | 477,70          | 497,95          | 479,42          | 479,78          |
| Pembentukan Modal Tetap Bruto<br><i>Gross Fixed Capital Formation</i>         | 553,22          | 546,11          | 563,30          | 568,92          | 574,63          |
| Perubahan Inventori<br><i>Changes in Inventories</i>                          | 13,88           | 14,41           | 13,73           | 13,79           | 13,86           |
| Net Ekspor Barang dan Jasa<br><i>Net Exports of Goods and Services</i>        | -595,00         | -497,70         | -488,15         | -431,20         | -380,06         |
| <b>Produk Domestik Regional Bruto<br/>Gross Regional Domestic Product</b>     | <b>1.501,02</b> | <b>1.498,28</b> | <b>1.551,95</b> | <b>1.639,44</b> | <b>1.734,77</b> |

Catatan/Note: \* Angka Sementara

\*\* Angka Sangat Sementara

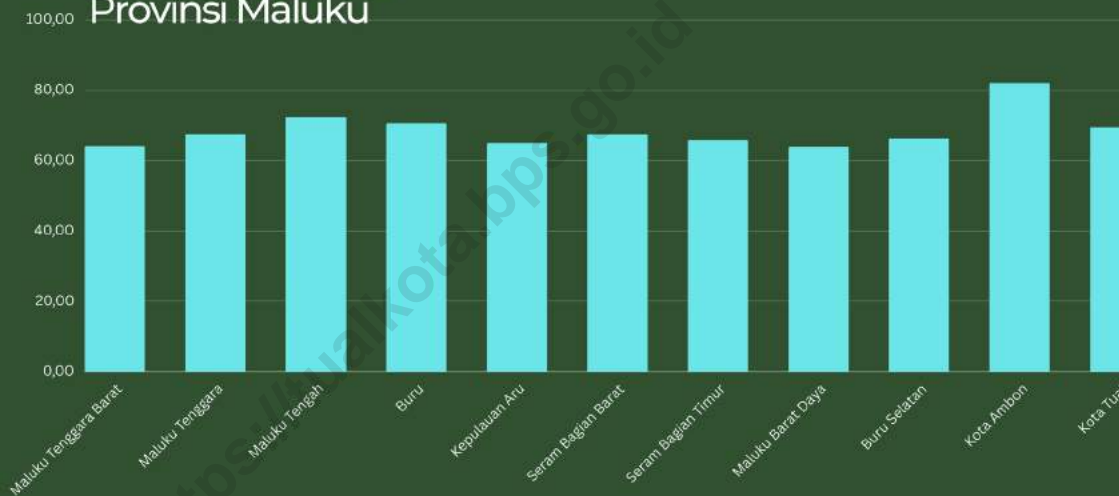
Sumber/Source: Badan Pusat Statistik, berbagai sensus, survei dan sumber lain/BPS-Statistics Indonesia, various census, survey, and other sources



# BAB 13

## PERBANDINGAN ANTAR KABUPATEN/KOTA REGENCY/MUNICIPAL COMPARISON

### Indeks Pembangunan Manusia 2023 Provinsi Maluku



Jumlah Penduduk Miskin 2022 di Kota Tual (ribu)

**16,41**



**PENJELASAN TEKNIS**

1. Sumber data yang digunakan dalam bab ini berasal dari Badan Pusat Statistik Republik Indonesia (BPS-RI).
2. Penduduk adalah semua orang yang berdomisili di wilayah geografis Republik Indonesia selama 6 bulan atau lebih dan atau mereka yang berdomisili kurang dari 6 bulan tetapi bertujuan untuk menetap.
3. Data jumlah penduduk bersumber dari data proyeksi Sensus Penduduk 2010. Data tersebut memproyeksikan dari tahun 2010-2035.
4. Laju Pertumbuhan Ekonomi merupakan tabel turunan dari perhitungan Pendapatan Regional Bruto (PDRB). Produk Domestik Regional Bruto atas dasar harga pasar adalah jumlah nilai tambah bruto (gross value added) yang timbul dari seluruh sektor perekonomian di suatu wilayah. Nilai tambah adalah nilai yang ditambahkan dari kombinasi faktor produksi dan bahan baku dalam proses produksi. Penghitungan nilai tambah adalah nilai produksi (output) dikurangi biaya antara. Nilai tambah bruto di sini mencakup komponen-komponen pendapatan faktor (upah dan gaji, bunga, sewa tanah dan keuntungan), penyusutan dan pajak tidak langsung neto. Jadi dengan menjumlahkan nilai

**TECHNICAL NOTES**

1. *Source of data used in this chapter comes from the BPS Statistics Indonesia (BPS-RI).*
2. *Residents are all people who live in the geographical area of the Republic of Indonesia for 6 months or more and or who are domiciled for less than 6 months but aim to settle.*
3. *Data on population is sourced from the 2010 Population Census projection data. The data is projected from 2010-2035.*
4. *Economic Growth Rate is a derived table from the calculation of Gross Regional Income (GRDP). Gross Regional Domestic Product at market prices is the amount of gross value added arising from all economic sectors in a region. Added value is the value added from a combination of factors of production and raw materials in the production process. Value added calculation is the value of production (output) minus the intermediate costs. Gross value added here includes components of income factors (wages and salaries, interest, land rent and profits), depreciation and net indirect taxes. So by adding up the gross added value of each sector and adding up the gross added value of all these sectors, a Gross Regional Domestic Product will be obtained at the*

tambah bruto dari masing-masing sektor dan menjumlahkan nilai tambah bruto dari seluruh sektor tadi, akan diperoleh Produk Domestik Regional Bruto atas dasar harga pasar.

5. Penghitungan penduduk miskin berasal dari Survei Sosial Ekonomi Nasional (Susenas). Susenas dilaksanakan oleh BPS pada bulan Maret dan Bulan September setiap tahunnya. Survei Sosial Ekonomi Nasional (Susenas) merupakan salah satu survei rutin Badan Pusat Statistik (BPS) yang menjadi sumber data utama untuk kegiatan pembangunan di bidang sosial dan ekonomi. Indikator yang dihasilkan dari susenas menjadi rujukan utama memantau perkembangan pencapaian Sustainable Development Goals (SDGs) setiap tahunnya hingga tahun 2030.
6. Indeks Pembangunan Manusia (IPM) menjelaskan bagaimana penduduk dapat mengakses hasil pembangunan dalam memperoleh pendapatan, kesehatan, pendidikan, dan sebagainya. IPM diperkenalkan oleh United Nations Development Programme (UNDP) pada tahun 1990 dan dipublikasikan secara berkala dalam laporan tahunan Human Development Report (HDR). Komponen pembentuk IPM yaitu : Angka Harapan Hidup, Pendidikan, dan Standar layak hidup.

*market price.*

5. *The calculation of the poor population comes from the National Socio-Economic Survey (Susenas). Susenas is carried out by Statistics-Indonesia in March and September each year. The National Socio-Economic Survey (Susenas) is one of the regular surveys of Statistics-Indonesia which is the main source of data for development activities in the social and economic fields. Indicators generated from the National Socio-Economic Survey become the main reference for monitoring the progress of achieving Sustainable Development Goals (SDGs) every year until 2030.*
6. *The Human Development Index (HDI) explains how the population can access the results of development in obtaining income, health, education, and so on. HDI was introduced by the United Nations Development Program (UNDP) in 1990 and is published regularly in the annual Human Development Report (HDR) report. The components that make up HDI are: Life Expectancy, Education, and Living Standard.*

**ULASAN**

Jumlah penduduk Provinsi Maluku tahun 2023 adalah sebesar 1.920.462 Jiwa. Populasi penduduk tertinggi terdapat di Kabupaten Maluku Tengah yakni mencapai 436.090 jiwa sedangkan populasi penduduk terendah terdapat di Kabupaten Buru Selatan sebanyak 79.455 jiwa. Sementara itu, jumlah penduduk miskin Provinsi Maluku tahun 2023 sebanyak 301,61 ribu jiwa. Jumlah penduduk miskin paling tinggi berasal dari Kabupaten Maluku tengah yakni sebanyak 67,22 ribu jiwa. Informasi detail disajikan pada Tabel 13.1 dan Tabel 13.3

Dalam konteks pembangunan manusia, nilai Indeks Pembangunan Manusia (IPM) Kota Tual Tahun 2023 sebesar 69,43 sekaligus merupakan nilai IPM urutan ke empat tertinggi seprovinsi Maluku. Hal ini memberikan indikasi bahwa pembangunan manusia di Kota Tual dianggap baik dibandingkan dengan kabupaten/kota lainnya yang dipandang dari dimensi umur panjang dan hidup sehat, dimensi pengetahuan dan dimensi standar hidup

**DESCRIPTION**

*The total population of Maluku Province in 2023 is 1,920,462 people. The highest population is in Central Maluku Regency, reaching 436,090 people while the lowest population is in South Buru Regency with 79.455people. Meanwhile, the number of poor people in Maluku Province in 2023 was 301.61 thousand people. The highest number of poor people comes from Central Maluku Regency, which is 67.22thousand people. Detailed information is presented in Table 13.1 and Table 13.3.*

*In the context of human development, the Human Development Index (HDI) value of Kota Tual in 2023 is 69.43 and is the fourth highest HDI value in Maluku Province. This indicates that human development in Kota Tual is considered good compared to other districts/cities in terms of longevity and healthy living, knowledge and standard of living..*



**Gambar** 13.1 **Indeks Pembangunan Manusia di Kota Tual, 2019–2023**  
**Figures** *Human Development Index in Tual Municipality, 2019–2023*



Sumber/Source : Badan Pusat Statistik, Seri Berita Resmi Statistik Indeks Pembangunan Manusia/BPS-Statistics Indonesia, Series of Press Releases of Human Development Index

**Gambar** 13.2 **Laju Pertumbuhan Produk Domestik Regional Bruto Atas Dasar Harga Konstan 2010 Di Kota Tual (persen), 2019–2023**  
**Figures** *Rate of Growth of Gross Regional Domestic Products at Constant 2010 Prices in Tual Municipality (percent), 2019–2023*



Sumber/Source : Badan Pusat Statistik Provinsi Maluku/BPS-Statistics Indonesia Maluku Province



**Tabel**  
**Table** 13.1**Jumlah Penduduk Menurut Kabupaten/Kota di Provinsi Maluku (ribu), 2020–2024**  
**Population by Regency/Municipality in Maluku Province (thousand), 2020–2024**

| Kabupaten/Kota<br>Regency/Municipality | 2020 <sup>1</sup> | 2021 <sup>1</sup> | 2022 <sup>1</sup> | 2023 <sup>2</sup> | 2024 <sup>2</sup> |
|----------------------------------------|-------------------|-------------------|-------------------|-------------------|-------------------|
| (1)                                    | (2)               | (3)               | (4)               | (5)               | (6)               |
| Maluku Tenggara Barat                  | 123.572           | 124.075           | 124.787           | 128.648           | 130.487           |
| Maluku Tenggara                        | 121.511           | 122.640           | 124.199           | 124.968           | 126.245           |
| Maluku Tengah                          | 423.094           | 424.730           | 427.050           | 436.090           | 440.848           |
| Buru                                   | 135.238           | 136.393           | 137.990           | 140.462           | 142.304           |
| Kepulauan Aru                          | 102.237           | 102.916           | 103.860           | 107.367           | 109.159           |
| Seram Bagian Barat                     | 212.393           | 214.733           | 217.958           | 222.449           | 226.044           |
| Seram Bagian Timur                     | 137.972           | 140.271           | 143.438           | 144.818           | 147.139           |
| Maluku Barat Daya                      | 81.928            | 82.187            | 82.560            | 85.807            | 87.197            |
| Buru Selatan                           | 75.410            | 76.715            | 78.515            | 79.455            | 80.842            |
| Kota Ambon                             | 347.288           | 347.644           | 348.225           | 358.826           | 362.639           |
| Kota Tual                              | 88.280            | 90.322            | 93.145            | 91.572            | 92.744            |
| <b>Maluku</b>                          | <b>1.848.923</b>  | <b>1.862.626</b>  | <b>1.881.727</b>  | <b>1.920.462</b>  | <b>1.945.648</b>  |

Catatan/Note: <sup>1</sup>Hasil Sensus Penduduk (SP) 2020 September/ *The Result of 2020 Population Census (September)*

<sup>2</sup>Hasil Proyeksi Penduduk Indonesia 2020–2050 Hasil Sensus Penduduk 2020 (Pertengahan tahun/Juni)/*The result of 2020–2050 Indonesia population projection result of 2020 Population Census (mid year/June)*

Sumber/Source: BPS dan Kementerian dalam Negeri/ *BPS-Statistics Indonesia dan Ministry of Home Affairs*

**Tabel**  
**Table** 13.2

**Laju Pertumbuhan Produk Domestik Regional Bruto Atas Dasar Harga Konstan 2010 Menurut Kabupaten/Kota di Provinsi Maluku (persen), 2019–2023**  
**Rate of Growth of Gross Regional Domestic Products at Constant 2010 Prices by Regency/Municipality in Maluku Province (percent), 2019–2023**

| Kabupaten/Kota<br>Regency/Municipality | 2019        | 2020         | 2021        | 2022*       | 2023**      |
|----------------------------------------|-------------|--------------|-------------|-------------|-------------|
| (1)                                    | (2)         | (3)          | (4)         | (5)         | (6)         |
| Maluku Tenggara Barat                  | 5,98        | -0,03        | 3,83        | 5,66        | 4,41        |
| Maluku Tenggara                        | 5,85        | -0,22        | 3,42        | 5,65        | 4,84        |
| Maluku Tengah                          | 5,83        | -0,40        | 3,32        | 5,21        | 4,36        |
| Buru                                   | 6,06        | -0,02        | 2,97        | 5,22        | 4,19        |
| Kepulauan Aru                          | 5,82        | -0,04        | 3,47        | 5,64        | 4,97        |
| Seram Bagian Barat                     | 5,56        | -0,17        | 3,40        | 5,63        | 4,67        |
| Seram Bagian Timur                     | 1,00        | -0,06        | 1,61        | 4,10        | 3,91        |
| Maluku Barat Daya                      | 5,99        | -0,13        | 19,41       | 10,08       | 24,85       |
| Buru Selatan                           | 5,88        | -0,01        | 3,50        | 5,53        | 4,58        |
| Kota Ambon                             | 5,78        | -1,95        | 4,08        | 5,11        | 4,47        |
| Kota Tual                              | 5,87        | -0,18        | 3,58        | 5,64        | 5,81        |
| <b>Maluku</b>                          | <b>5,41</b> | <b>-0,91</b> | <b>3,63</b> | <b>5,31</b> | <b>5,21</b> |

Catatan/Note: \* Angka Sementara

\*\* Angka Sangat Sementara

Sumber/Source: Badan Pusat Statistik Provinsi Maluku/BPS-Statistics Indonesia Maluku Province

**Tabel**  
**Table** 13.3**Jumlah Penduduk Miskin Menurut Kabupaten/Kota di  
Provinsi Maluku (ribu), 2019–2023**  
**Number of Poor Population by Regency/Municipality in  
Maluku Province (thousand), 2019–2023**

| Kabupaten/Kota<br>Regency/Municipality | 2019          | 2020          | 2021          | 2022          | 2023          |
|----------------------------------------|---------------|---------------|---------------|---------------|---------------|
| (1)                                    | (2)           | (3)           | (4)           | (5)           | (6)           |
| Maluku Tenggara Barat                  | 30,76         | 30,74         | 30,70         | 26,94         | 27,64         |
| Maluku Tenggara                        | 22,69         | 22,59         | 22,89         | 21,38         | 22,02         |
| Maluku Tengah                          | 74,80         | 74,18         | 74,59         | 65,73         | 67,22         |
| Buru                                   | 23,89         | 24,42         | 25,23         | 23,60         | 25,19         |
| Kepulauan Aru                          | 25,62         | 25,45         | 25,11         | 22,36         | 23,13         |
| Seram Bagian Barat                     | 43,14         | 43,15         | 43,72         | 38,57         | 38,87         |
| Seram Bagian Timur                     | 26,44         | 26,69         | 26,41         | 23,71         | 24,26         |
| Maluku Barat Daya                      | 21,49         | 21,37         | 21,74         | 20,36         | 21,23         |
| Buru Selatan                           | 10,17         | 10,07         | 9,99          | 9,35          | 9,77          |
| Kota Ambon                             | 21,66         | 22,15         | 23,67         | 22,58         | 25,87         |
| Kota Tual                              | 17,03         | 17,36         | 17,76         | 16,01         | 16,41         |
| <b>Maluku</b>                          | <b>317,69</b> | <b>318,19</b> | <b>321,81</b> | <b>290,57</b> | <b>301,61</b> |

Sumber/Source: Badan Pusat Statistik, Survei Sosial Ekonomi Nasional/BPS-Statistics Indonesia, National Socioeconomic Survey

**Tabel**  
**Table** 13.4**Indeks Pembangunan Manusia Menurut Kabupaten/Kota  
di Provinsi Maluku, 2019–2023**  
*Human Development Index by Regency/Municipality in  
Maluku Province, 2019–2023*

| Kabupaten/Kota<br>Regency/Municipality | 2019         | 2020         | 2021         | 2022         | 2023         |
|----------------------------------------|--------------|--------------|--------------|--------------|--------------|
| (1)                                    | (2)          | (3)          | (4)          | (5)          | (6)          |
| Maluku Tenggara Barat                  | 62,86        | 62,86        | 62,97        | 63,45        | 64,16        |
| Maluku Tenggara                        | 65,85        | 66,20        | 66,33        | 66,88        | 67,57        |
| Maluku Tengah                          | 71,25        | 71,25        | 71,32        | 71,81        | 72,45        |
| Buru                                   | 68,91        | 68,95        | 69,33        | 69,94        | 70,56        |
| Kepulauan Aru                          | 63,64        | 63,71        | 63,83        | 64,21        | 65,01        |
| Seram Bagian Barat                     | 65,49        | 65,62        | 65,83        | 66,67        | 67,56        |
| Seram Bagian Timur                     | 63,74        | 64,12        | 64,30        | 65,05        | 65,82        |
| Maluku Barat Daya                      | 61,55        | 61,90        | 62,37        | 63,07        | 63,93        |
| Buru Selatan                           | 64,42        | 64,69        | 64,80        | 65,37        | 66,23        |
| Kota Ambon                             | 80,81        | 80,84        | 81,23        | 81,63        | 82,06        |
| Kota Tual                              | 67,74        | 67,96        | 68,16        | 68,60        | 69,43        |
| <b>Maluku</b>                          | <b>69,45</b> | <b>69,49</b> | <b>69,71</b> | <b>70,22</b> | <b>70,94</b> |

Sumber/Source: Badan Pusat Statistik, Seri Berita Resmi Statistik Indeks Pembangunan Manusia/BPS-Statistics Indonesia, Series of Press Releases of Human Development Index

**DAFTAR PUSTAKA**  
**REFERENCES**

- Kuntaro, M.Ninik. 2007. *Cermat dalam Berbahasa dan Teliti dalam Berpikir*. Jakarta: Mitra Wacana Media.
- Abdullah T. & A. Rauf. 2011. *Karakteristik Populasi dan Serangan Penggerek Jagung Asia, Ostrinia furnacalis (Lepidoptera: Pyralidae), dan Hubungannya dengan Kehilangan Hasil*. Jurnal Fitomedika 7(3): 175–181.

<https://tualkota.bps.go.id>



# ST 2023

**SENSUS PERTANIAN**  
**CENSUS OF AGRICULTURE**

## BerAKHLAK

Berorientasi Pelayanan Akuntabel Kompeten  
Harmonis Loyal Adaptif Kolaboratif

# bangga  
melayani  
bangsa

# DATA

## MENCERDASKAN BANGSA

*Enlighten The Nation*



**BADAN PUSAT STATISTIK**  
**KABUPATEN MALUKU TENGGARA**  
*BPS - Statistics of Maluku Tenggara Regency*

Telp. (0916) 23484 E-Mail : [bps8102@bps.go.id](mailto:bps8102@bps.go.id)  
Homepage : <https://malukutenggarakab.bps.go.id>

ISSN 2986-1152



772986

115009