



*STATISTIK*

**PEMOTONGAN TERNAK**

**2017**



**BADAN PUSAT STATISTIK  
PROVINSI DAERAH ISTIMEWA YOGYAKARTA**



*STATISTIK*

**PEMOTONGAN TERNAK**

**2017**



**STATISTIK PEMOTONGAN TERNAK 2017**  
***Slaughtering Statistic 2017***

**ISSN : 2621-8887**

**No. Publikasi - *Publication Number:***

**Katalog BPS - *BPS Catalogue* : 5302002.34**

**Ukuran Buku - *Book Size*: 27,94 cm X 21.59 cm**

**Jumlah Halaman - *Number of Pages*: xi + 80 halaman/page**

**Naskah - *Manuscript*:**

**Bidang Statistik Produksi, BPS Provinsi D.I. Yogyakarta**

**Gambar Kulit - *Cover Design*:**

**Bidang Statistik Produksi, BPS Provinsi D.I. Yogyakarta**

**Diterbitkan oleh – *published by*:**

**BPS Provinsi D.I.Yogyakarta - *BPS Statistic of D.I. Yogyakarta***

**Dicetak oleh - *printed by* :**

**Dilarang mengumumkan, mendistribusikan, mengomunikasikan, dan atau menggandakan sebagian atau seluruhnya isi buku ini untuk tujuan komersial tanpa izin tertulis dari Badan Pusat Statistik Provinsi D.I.Yogyakarta**

*Prohibited to ennaunce, distribute, communicate, and/or copy part or all of this book for commercial purpose without permission from BPS Province D.I. Yogyakarta*

# **STATISTIK PEMOTONGAN TERNAK 2017**

## ***Slaughtering Statistic 2017***

### **TIM PENYUSUN/ Editor Team**

|                                  |   |
|----------------------------------|---|
| <b>Penanggung Jawab/Head</b>     | <b>: Johanes De Britto Priyono, M.Sc</b>                        |
| <b>Penyunting/ Editor</b>        | <b>: Muhammad Lausepa, SE, MM<br/>Joko Prayitno, S.Si, M.SE</b> |
| <b>Naskah/Manuscript</b>         | <b>: Ciptaning Yodya Dian Pratiwi, S.ST</b>                     |
| <b>Gambar Kulit/Cover Design</b> | <b>: Ciptaning Yodya Dian Pratiwi, S.ST</b>                     |
| <b>Perwajahan/ Layout</b>        | <b>: Ciptaning Yodya Dian Pratiwi, S.ST</b>                     |

<https://yogyakartainfo.id>

# KATA PENGANTAR

Publikasi Statistik Pemotongan ternak 2017 merupakan publikasi tahunan yang memuat hasil pengumpulan data Rumah Potong Hewan (RPH) baik milik pemerintah maupun swasta. Publikasi ini mencakup data yang terkait dengan kegiatan pemotongan dan produksi ternak baik ternak besar maupun ternak kecil.

Publikasi ini terwujud berkat kerjasama dan dukungan petugas RPH/TPH maupun petugas Badan Pusat Statistik Daerah Istimewa Yogyakarta serta bantuan dari berbagai pihak mulai dari kegiatan pengumpulan data, pengolahan data dan penyajian data. Kepada semua pihak yang telah memberikan kontribusi hingga publikasi ini terwujud disampaikan penghargaan dan terima kasih.

Saran dan kritik untuk perbaikan publikasi di masa mendatang sangat diharapkan. Semoga publikasi ini bermanfaat.

Yogyakarta, September 2018

Badan Pusat Statistik  
Provinsi D.I. Yogyakarta  
Kepala,

Johanes De Britto Priyono

## PREFACE

*Slaughtering Statistic 2017 is an annual publication containing the results of the data collection from Slaughterhouse (RPH) and slaughtering place (TPH). This publication contains activity and production slaughterhouse/slaughtering place.*

*This publication is possible thanks to the cooperation and support, both from RPH or TPH officers, and Statistic of D.I Yogyakarta officers, as well as assistance from various parties, ranging from data collection to processing and presentation.*

*Therefore, to all those who have contributed, we convey our appreciation and gratitude.*

*Comment and suggestions from users of data for subsequent publication are always welcome. We expect this publication to be useful to the data consumer.*

Yogyakarta, September 2018

Statistic Office  
Daerah Istimewa Yogyakarta Province  
Head,

Johanes De Britto Priyono

# DAFTAR ISI / List Of Content

|  |             |
|--|-------------|
| <b>KATA PENGANTAR/ Preface.....</b>                        | <b>iv</b>   |
| <b>DAFTAR ISI/ List of Content.....</b>                    | <b>vi</b>   |
| <b>DAFTAR TABEL/ Table/ List.....</b>                      | <b>vii</b>  |
| <b>DAFTAR GAMBAR/ Figure List.....</b>                     | <b>viii</b> |
| <b>DAFTAR LAMPIRAN TABEL/ Appendix List of Table .....</b> | <b>ix</b>   |
| <b>PENJELASAN/ Explanation.....</b>                        | <b>1</b>    |
| 1.1 Umum/General.....                                      | 1           |
| 1.2 Metodologi/ Methodology.....                           | 1           |
| 1.3 Konsep dan Definisi/ Concepts and Definitions.....     | 2           |
| <b>Ulasan Singkat/ Description.....</b>                    | <b>4</b>    |
| <b>Lampiran/ Appendix.....</b>                             | <b>8</b>    |

## DAFTAR TABEL/ *Table List*

|   |  |   |
|---|--|---|
| 1 | Jumlah Ternak yang Dipotong di Rumah Potong Hewan menurut Jenis Ternak/<br><i>Number of Livestock Slaughtered in Slaughterhouse by Kind of Livestock in<br/>2016-2017.....</i> | 5 |
|---|--|---|

<https://yogyakarta.bps.go.id>



## DAFTAR GAMBAR/ *Figure List*

|   |  |   |
|---|--|---|
| 1 | Jumlah Ternak yang Dipotong di Rumah Potong Hewan Tahun 2017/ <i>Number of Livestock Slaughtered in Slaughterhouse in 2017</i> .....           | 5 |
| 2 | Jumlah Ternak Dipotong per Triwulan di DIY Tahun 2017/ <i>Number of Livestock Slaughtered per Quarter in 2017</i> .....                        | 7 |
| 3 | Pemotongan Ternak Sapi Menurut Jenis Kelamin Tahun 2017/ <i>Cattle Slaughtering According to Gender in 2017</i> .....                          | 8 |
| 4 | Pemotongan Ternak Sapi Menurut Jenis Kelamin per Triwulan Tahun 2017/ <i>Cattle Slaughtering According to Gender per Quarter in 2017</i> ..... | 8 |

## DAFTAR LAMPIRAN TABEL/ *Appendix List Of Table*

|  | <i>Halaman/<br/>Page</i> |
|--|--------------------------|
| 1 Jumlah Ternak yang Dipotong di Rumah Potong Hewan Menurut Jenis Ternak/ <i>Number Of Livestock Slaughtered in Slaughterhouse By Kind Of Livestock (ekor/head), 2017</i> .....                                | 10                       |
| 2 Pemotongan Sapi Menurut Kabupaten/Kota dan Triwulan/ <i>Cattle Slaughtered by Regency/City and Quarter (ekor/head), 2017</i> .....   | 11                       |
| 3 Pemotongan Kerbau Menurut Kabupaten/Kota dan Triwulan/ <i>Buffalo Slaughtered by Regency/City and Quarter (ekor/head), 2017</i> .....  | 12                       |
| 4 Pemotongan Kuda Menurut Kabupaten/Kota dan Triwulan/ <i>Horse Slaughtered by Regency/City and Quarter (ekor/head), 2017</i> .....  | 13                       |
| 5 Pemotongan Kambing Menurut Kabupaten/Kota dan Triwulan/ <i>Goat Slaughtered by Regency/City and Quarter (ekor/head), 2017</i> .....  | 14                       |
| 6 Pemotongan Domba Menurut Kabupaten/Kota dan Triwulan/ <i>Sheep Slaughtered by Regency/City and Quarter (ekor/head), 2017</i> .....   | 15                       |
| 7 Pemotongan Babi Menurut Kabupaten/Kota dan Triwulan/ <i>Pig Slaughtered by Regency/City and Quarter (ekor/head), 2017</i> .....  | 16                       |
| 8 Pemotongan Ternak menurut Jenis Ternak, Jenis Kelamin, dan Triwulan/ <i>Livestock Slaughtered by Kind of Livestock, Sex, Quarterly (ekor/head), 2017</i> .....   | 17                       |
| 9 Pemotongan Sapi menurut Kabupaten/Kota, Jenis Kelamin, dan Triwulan/ <i>Cattle Slaughtered by Regency/City, Sex, Quarterly (ekor/head), 2017</i> .....   | 19                       |
| 10 Pemotongan Kerbau menurut Kabupaten/Kota, Jenis Kelamin, dan Triwulan/ <i>Buffalo Slaughtered by Regency/City, Sex, Quarterly (ekor/head), 2017</i> .....   | 21                       |
| 11 Pemotongan Kuda menurut Kabupaten/Kota, Jenis Kelamin, dan Triwulan/ <i>Horse Slaughtered by Regency/City, Sex, Quarterly (ekor/head), 2017</i> .....   | 23                       |
| 12 Pemotongan Kambing menurut Kabupaten/Kota, Jenis Kelamin, dan Triwulan/ <i>Goat Slaughtered by Regency/City, Sex, Quarterly (ekor/head), 2017</i> .....   | 25                       |
| 13 Pemotongan Domba menurut Kabupaten/Kota, Jenis Kelamin, dan Triwulan/ <i>Sheep Slaughtered by Regency/City, Sex, Quarterly (ekor/head), 2017</i> .....  | 27                       |
| 14 Pemotongan Babi menurut Kabupaten/Kota, Jenis Kelamin, dan Triwulan/ <i>Pig Slaughtered by Regency/City, Sex, Quarterly (ekor/head), 2017</i> .....   | 29                       |
| 15 Rata-Rata Berat Dan Harga Produksi Hasil Pemotongan Ternak menurut Jenis Ternak / <i>Average Weight And Price Of Production Of Livestock Slaughtering by Kind of Livestock, Triwulan I Tahun 2017</i> ..... | 31                       |

|    |   |    |
|----|---|----|
| 16 | <b>Rata-Rata Berat Dan Harga Produksi Hasil Pemotongan Ternak menurut Jenis Ternak / Average Weight And Price Of Production Of Livestock Staughtering by Kind of Livestock, Triwulan II Tahun 2017</b> .....  | 33 |
| 17 | <b>Rata-Rata Berat Dan Harga Produksi Hasil Pemotongan Ternak menurut Jenis Ternak / Average Weight And Price Of Production Of Livestock Staughtering by Kind of Livestock, Triwulan III Tahun 2017</b> ..... | 35 |
| 18 | <b>Rata-Rata Berat Dan Harga Produksi Hasil Pemotongan Ternak menurut Jenis Ternak / Average Weight And Price Of Production Of Livestock Staughtering by Kind of Livestock, Triwulan IV Tahun 2017</b> .....  | 37 |
| 19 | <b>Rata-Rata Berat Dan Harga Produksi Hasil Pemotongan Ternak menurut Jenis Ternak / Average Weight And Price Of Production Of Livestock Staughtering by Kind of Livestock, 2017</b> .....                    | 39 |
| 20 | <b>Rata-Rata Berat Dan Harga Produksi Hasil Pemotongan Sapi Menurut Kabupaten / Average Weight And Price Of Production Of Cattle Slaughtering By Regency, Triwulan I Tahun 2017</b> .....                     | 41 |
| 21 | <b>Rata-Rata Berat Dan Harga Produksi Hasil Pemotongan Kuda Menurut Kabupaten / Average Weight And Price Of Production Of Horse Slaughtering By Regency, Triwulan I Tahun 2017</b> .....                      | 43 |
| 22 | <b>Rata-Rata Berat Dan Harga Produksi Hasil Pemotongan Kambing Menurut Kabupaten / Average Weight And Price Of Production Of Goat Slaughtering By Regency, Triwulan I Tahun 2017</b> .....                    | 45 |
| 23 | <b>Rata-Rata Berat Dan Harga Produksi Hasil Pemotongan Domba Menurut Kabupaten / Average Weight And Price Of Production Of Sheep Slaughtering By Regency, Triwulan I Tahun 2017</b> .....                     | 47 |
| 24 | <b>Rata-Rata Berat Dan Harga Produksi Hasil Pemotongan Sapi Menurut Kabupaten / Average Weight And Price Of Production Of Cattle Slaughtering By Regency, Triwulan II Tahun 2017</b> .....                    | 49 |
| 25 | <b>Rata-Rata Berat Dan Harga Produksi Hasil Pemotongan Kuda Menurut Kabupaten / Average Weight And Price Of Production Of Horse Slaughtering By Regency, Triwulan II Tahun 2017</b> .....                     | 51 |
| 26 | <b>Rata-Rata Berat Dan Harga Produksi Hasil Pemotongan Kambing Menurut Kabupaten / Average Weight And Price Of Production Of Goat Slaughtering By Regency, Triwulan II Tahun 2017</b> .....                   | 53 |
| 27 | <b>Rata-Rata Berat Dan Harga Produksi Hasil Pemotongan Domba Menurut Kabupaten / Average Weight And Price Of Production Of Sheep Slaughtering By Regency, Triwulan II Tahun 2017</b> .....                    | 55 |

|           |   |           |
|-----------|---|-----------|
| <b>28</b> | <b>Rata-Rata Berat Dan Harga Produksi Hasil Pemotongan Sapi Menurut Kabupaten / Average Weight And Price Of Production Of Cattle Slaughtering By Regency, Triwulan III Tahun 2017.....</b>  | <b>57</b> |
| <b>29</b> | <b>Rata-Rata Berat Dan Harga Produksi Hasil Pemotongan Kuda Menurut Kabupaten / Average Weight And Price Of Production Of Horse Slaughtering By Regency, Triwulan III Tahun 2017.....</b>   | <b>59</b> |
| <b>30</b> | <b>Rata-Rata Berat Dan Harga Produksi Hasil Pemotongan Kambing Menurut Kabupaten / Average Weight And Price Of Production Of Goat Slaughtering By Regency, Triwulan III Tahun 2017.....</b> | <b>61</b> |
| <b>31</b> | <b>Rata-Rata Berat Dan Harga Produksi Hasil Pemotongan Domba Menurut Kabupaten / Average Weight And Price Of Production Of Sheep Slaughtering By Regency, Triwulan III Tahun 2017.....</b>  | <b>63</b> |
| <b>32</b> | <b>Rata-Rata Berat Dan Harga Produksi Hasil Pemotongan Sapi Menurut Kabupaten / Average Weight And Price Of Production Of Cattle Slaughtering By Regency, Triwulan IV Tahun 2017.....</b>   | <b>65</b> |
| <b>33</b> | <b>Rata-Rata Berat Dan Harga Produksi Hasil Pemotongan Kuda Menurut Kabupaten / Average Weight And Price Of Production Of Horse Slaughtering By Regency, Triwulan IV Tahun 2017.....</b>    | <b>67</b> |
| <b>34</b> | <b>Rata-Rata Berat Dan Harga Produksi Hasil Pemotongan Kambing Menurut Kabupaten / Average Weight And Price Of Production Of Goat Slaughtering By Regency, Triwulan IV Tahun 2017.....</b>  | <b>69</b> |
| <b>35</b> | <b>Rata-Rata Berat Dan Harga Produksi Hasil Pemotongan Domba Menurut Kabupaten / Average Weight And Price Of Production Of Sheep Slaughtering By Regency, Triwulan IV Tahun 2017.....</b>   | <b>71</b> |
| <b>36</b> | <b>Rata-Rata Berat Dan Harga Produksi Hasil Pemotongan Sapi Menurut Kabupaten / Average Weight And Price Of Production Of Cattle Slaughtering By Regency, 2017.....</b>                     | <b>73</b> |
| <b>37</b> | <b>Rata-Rata Berat Dan Harga Produksi Hasil Pemotongan Kuda Menurut Kabupaten / Average Weight And Price Of Production Of Horse Slaughtering By Regency, 2017.....</b>                      | <b>75</b> |
| <b>38</b> | <b>Rata-Rata Berat Dan Harga Produksi Hasil Pemotongan Kambing Menurut Kabupaten / Average Weight And Price Of Production Of Goat Slaughtering By Regency, 2017.....</b>                    | <b>77</b> |
| <b>39</b> | <b>Rata-Rata Berat Dan Harga Produksi Hasil Pemotongan Domba Menurut Kabupaten / Average Weight And Price Of Production Of Sheep Slaughtering By Regency, 2017.....</b>                     | <b>79</b> |

# STATISTIK RUMAH POTONG HEWAN D.I YOGYAKARTA

2017



**SAPI**



**KUDA**



**KAMBING**



**DOMBA**

JUMLAH TERNAK YANG DIPOTONG DI RPH

**12.962**

**23**

**24.880**

**40.655**

PERBANDINGAN TERNAK YANG DIPOTONG DI RPH

BETINA  
48%

JANTAN  
52%

BETINA  
26%

JANTAN  
74%

BETINA  
38%

JANTAN  
62%

BETINA  
33%

JANTAN  
67%





## PENJELASAN/ EXPLANATION

### I. UMUM/ General

Salah satu tujuan utama pembangunan Sub Sektor Peternakan adalah meningkatkan produksi ternak dan hasil-hasilnya, untuk mencukupi permintaan dalam negeri guna menuju swasembada daging, meningkatkan konsumsi protein hewani per kapita dan sebagainya.

Pengumpulan data Statistik RPH Triwulanan, merupakan salah satu upaya untuk mendapatkan perkiraan angka produksi daging yang diperlukan untuk konsumsi, mendapatkan parameter pemotongan sebagai bahan dasar pembuatan proyeksi populasi ternak, perkiraan produksi kulit, serta sebagai dasar penghitungan Pendapatan Nasional Sub Sektor Peternakan dan sebagainya.

*One of the main goals of development Subsector livestock is improving livestock population and its products, to meet domestic demand in order towards self-sufficiency in meat, increase the per capita consumption of animal protein and so on.*

*Statistic data collection RPH/TPH Quarterly is an effort to get an estimate of the numbers required for the production of meat consumption, gain cutting parameters as one of base of livestock population projections, forecasts leather production, as well as the basis for calculating National income Subsector Livestock and so on.*

### II. METODOLOGI /Methodology

Pengumpulan data dilakukan secara sensus lengkap di seluruh Indonesia, dengan periode pengumpulan secara triwulan, dengan pelaksanaan lapangan diatur sebagai berikut :

Triwulan I : Periode pengumpulan data bulan Januari-Maret, pelaksanaan lapang pada awal April

*Data collection carried a complete census Indonesia, with quarterly collection periods. The implementation of the field is set as follows :*

*First Quarter: The period data January-March, collected on early April*

*Second Quarter: The period data April until*

Triwulan II : Periode pengumpulan data bulan April-Juni, pelaksanaan lapang pada awal Juli

*Juny, collected on early July*

Triwulan III : Periode pengumpulan data bulan Juli-September, pelaksanaan lapang pada awal Oktober

*Third Quarter: The period data July until September, collected on early Oktober*

Triwulan IV : Periode pengumpulan data bulan Oktober-Desember, pelaksanaan lapang pada awal Januari tahun berikutnya.

*Fourth Quarter: The period data Oktober until Desember, collected on early January.*

Pengumpulan data dilakukan secara series telah dimulai pada awal tahun 1987 melalui pendekatan RPH dan keurmaster. Mulai tahun 2013 pengumpulan data ini menggunakan dua pendekatan RPH dan TPH. RPH dan TPH yang dicakup adalah milik pemerintah dan swasta. Masing-masing pendekatan menggunakan kuesioner yang sama, yaitu Daftar RPH/TPH.

*Collection data series was started in early 1987 with RPH and keurmaster approach. Data collection meanwhile, since 2013, using RPH and TPH approaches, RPH and TPH is covered by goverment and private. Each approach using the same quastionnaire is RPH/TPH form.*

Daftar RPH/TPH terdiri dari sembilan blok pertanyaan yaitu :

*Form of RPH/TPH consists of nine blocks of questions are:*

Blok I : Pengenalan tempat

*Block I: Introduction place*

Blok II : Catatan

*Block II: Notes*

Blok III : Jumlah ternak yang dipotong

*Block III : The number of cattle slaughtered*

Blok IV : Keterangan asal ternak yang dipotong

*Block IV: Characteristics of origin of cattle slaughtered*

Blok V : Rata-rata berat ternak hidup dan produksi hasil pemotongan

*Block V: The average weight of live animals and production of slaughter*

Blok VI : Rata-rata harga ternak hidup dan produksi hasil pemotongan

*Block VI: The average price of live cattle and production of slaughter*

Blok VII: Jumlah sapi dan kerbau betina yang dipotong menurut alasan pemotongan

*Block VII: The number of cattle and buffalo females were slaughtered to reason slaughter*

Blok VIII: Keterangan responden

*Block VIII: Description of respondents*

Blok IX : Keterangan petugas

*Block IX : Information officer*

## II. KONSEP DAN DEFINISI / *Concepts and Definitions*

**RPH** adalah semua tempat pemotongan hewan/ternak yang mempunyai bangunan permanen atau semi permanen yang khusus digunakan untuk tempat pemotongan hewan/ternak yang telah ditetapkan oleh pemerintah sebagai RPH/TPH

**TPH** adalah semua tempat pemotongan hewan/ternak yang mempunyai bangunan maupun tidak yang biasanya digunakan sebagai tempat pemotongan hewan/ternak dan biasanya terdapat pencatatan pemotongan.

**Karkas** adalah seluruh daging dan tulang dari ternak yang dipotong tanpa kepala, jeroan, dan kaki bagian bawah.

**Jeroan** adalah isi rongga perut dan rongga dada ternak ruminansia yang disembelih (misal hati, usus, paru) dan layak dikonsumsi oleh Manusia.

**Kulit basah** adalah kulit ternak yang dipotong dan belum mengalami proses pengeringan/ pengolahan.

**Produksi lainnya** adalah produksi lain dari ternak yang dipotong selain karkas, jeroan, dan kulit basah. Contohnya kepala, kaki bagian bawah, ekor, tanduk, dan lain-lain.

**Positif Brucellosis** adalah jenis penyakit kelamin pada ternak yang dapat menular, serta dapat mengakibatkan kemandulan pada ternak yang diserang (ditentukan berdasarkan hasil pemeriksaan medis)

***RPH** are slaughtering places that have permanent or semi permanent buildings are specifically used for the slaughterhouse/that have been designated by the government as RPH/TPH.*

***TPH** are slaughtering place that have building or not. That normally used as a slaughterhouse and there are usually have arecording of slaughtered.*

***Carcasses** are all over the meat and bones of livestock slaughtered without head, viscera, and lower legs.*

***Offal** is the of the abdominal cavity and chest cavity from ruminant animals which are slaughtered (e.g. liver,intestine, lung) and fit for human consumption.*

***Wet skin** is the skin of livestock slaughtered and have not undergone a process of drying/ processing.*

***Other production** is another production of livestock slaughtered apart carcasses, offal, and damp skin. For example the head, lower legs, tail horns, and others*

***Positive brucellosis** is type of venereal disease in livestock that can be transmitted, and can lead to infertility in livestock that was attacked (determined based on the results of medical examination)*





## URAIAN SINGKAT/ DESCRIPTION

Jumlah RPH di D.I Yogyakarta adalah 6 RPH yang tersebar di 4 kabupaten/kota yaitu Kabupaten Kulonprogo 1 RPH, Kabupaten Bantul 2 RPH, Kabupaten Sleman 2 RPH dan Kota Yogyakarta 1 RPH. Sedangkan di Kabupaten Gunungkidul kegiatan pemotongan hewan dilakukan oleh rumah tangga tetapi kegiatannya diawasi dan dicatat oleh Dinas Pertanian dan Pangan Kabupaten Gunung Kidul.

Jumlah pemotongan ternak sapi pada tahun 2017 sebanyak 12.962 ekor naik sebesar 6,09 persen dibanding tahun 2016, kuda sejumlah 23 ekor mengalami penurunan sebesar 86,06 persen dibanding tahun 2016, kambing sebanyak 24.880 ekor mengalami peningkatan hingga 545,90 persen dibanding tahun 2016, dan domba sejumlah 40.655 ekor yang mengalami peningkatan sebesar 547,58 persen dari tahun sebelumnya (lihat tabel 1). Jumlah pemotongan ternak terbesar tahun 2017 adalah ternak domba dan yang terkecil adalah jenis ternak kuda yang hanya ada di Kabupaten Bantul.

*There are six Slaughterhouse in D.I Yogyakarta, one in Kulonprogo regency, two in Bantul regency, two in Sleman Regency and one in Yogyakarta City. While in Gunung Kidul Regency slaughterhouses by household but the activities supervised and recorded by the Department of Agriculture and Food Gunung Kidul Regency.*

*In 2017 Catle Slaughtered about 12.962 head increased about 6,09 percent than 2016 years, horse amount of 23 head decreased about 86,06 percent than 2016 years, goat amount of 24.880 head increased until 545,90 percent than 2016, sheep amount of 40.655 head increased 547,58 percent than previos years (see table 1). The highest livestock slaughtered in 2017 is sheep and the lower is horse there is only in Bantul Regency.*

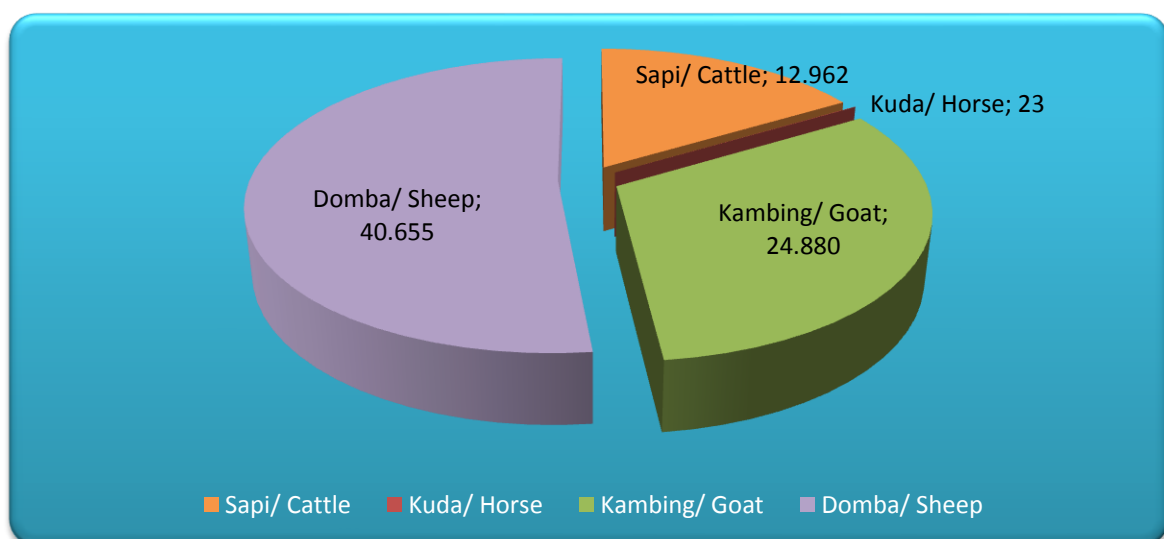
**Tabel : 1 Jumlah Ternak yang Dipotong di Rumah Potong Hewan menurut Jenis Ternak (ekor)**  
*Table Number of Livestock Slaughtered in Slaughterhouse by Kind of Livestock (head)*

2016-2017

| No / Number | Jenis Ternak/ Kind of Livestok | 2016   | 2017   | Persentase Perubahan (%) |
|-------------|--------------------------------|--------|--------|--------------------------|
| (1)         | (2)                            | (3)    | (4)    | (5)                      |
| 1           | Sapi/cattle                    | 12.217 | 12.962 | 6,10                     |
| 2           | Kerbau/buffalo                 | 0      | 0      | 0                        |
| 3           | Kuda /horse                    | 165    | 23     | -86,06                   |
| 4           | Kambing/goat                   | 3.852  | 24.880 | 545,90                   |
| 5           | Domba/sheep                    | 6.278  | 40.655 | 547,58                   |
| 6           | Babi/pig                       | 0      | 0      | 0                        |

**Grafik/**  
*Picture*

**1. Jumlah Ternak yang Dipotong di Rumah Potong Hewan Tahun 2017**  
*Number of Livestock Slaughtered in Slaughterhouse 2017*



Jumlah ternak sapi yang dipotong pada tahun 2017 mengalami kenaikan pada triwulan II sebesar 19,89 persen sedangkan pada triwulan III dan IV mengalami penurunan dibandingkan triwulan sebelumnya masing-masing sebesar 5,67 persen dan 10,60 persen.

Pemotongan kuda hanya ada di Kabupaten Bantul, dan pada tahun 2017 hanya terjadi pada triwulan I.

Jumlah ternak kambing yang dipotong pada tahun 2017 mengalami penurunan pada triwulan II sebesar 18,30 persen, triwulan III meningkat sebesar 8,17 persen dan pada triwulan IV mengalami kenaikan sebesar 7,34 persen.

Dibandingkan dengan triwulan sebelumnya, jumlah ternak domba yang dipotong pada tahun 2017 mengalami penurunan pada triwulan II sebesar 3,23 persen, triwulan III meningkat sebesar 7,41 persen dan pada triwulan IV mengalami kenaikan sebesar 6,25 persen.

Pada tahun 2017, di D.I.Yogyakarta tidak ada pemotongan ternak kerbau dan babi.

*Number of cattle slaughtered on the 2017 increased in the second quarter amount of 19,89 percent while in the third and fourth quarters decreased compared to the previous quarter of each of 5,67 percent and 10,60 percent.*

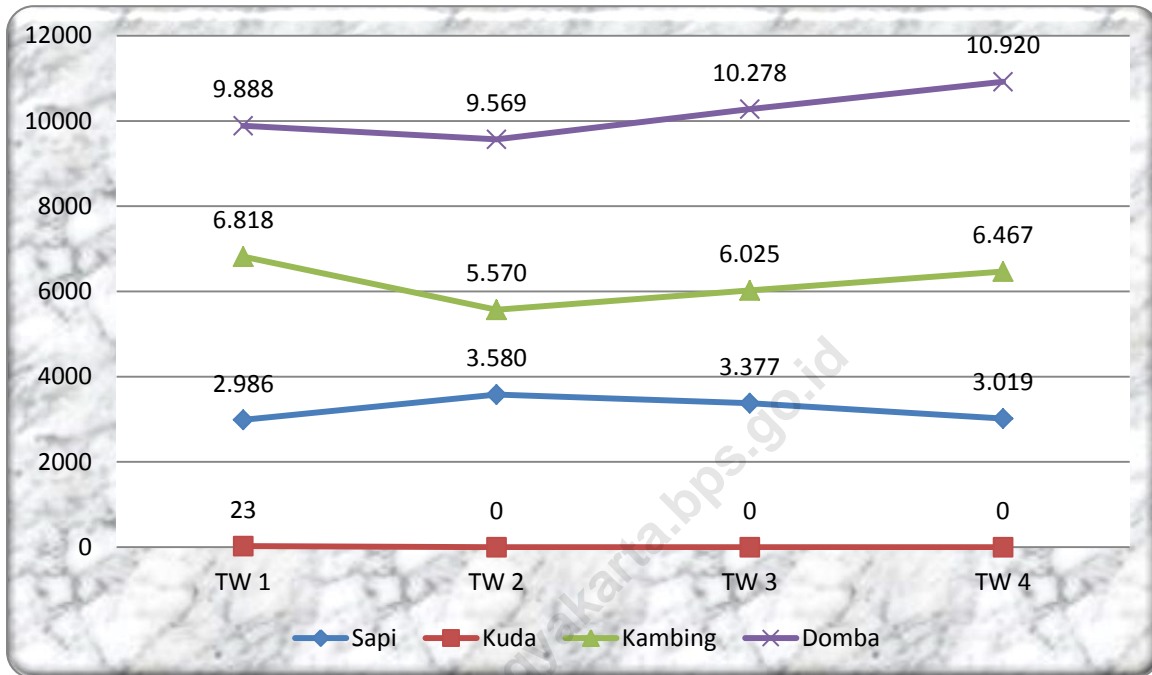
*Slaughtering horse there is only in Bantul Regency and at the 2017 only occur in the first quarter.*

*The number of slaughtered goats in 2017 experienced a decline in the second quarter of 18.30 percent, the third quarter increased by 8.17 percent and in the fourth quarter increased by 7.34 percent.*

*Compared to the previous quarter, the number of sheep slaughtered in 2017 decreased in the second quarter of 3.23 percent, the third quarter increased by 7.41 percent and in the fourth quarter increased by 6.25 percent.*

*There are not pig slaughtered and buffalo slaughtered in D.I Yogyakarta in 2017.*

**Grafik** : 2. Jumlah Ternak Dipotong per Triwulan di D.I Yogyakarta Tahun 2017 (ekor)  
*Picture* Number of Livestock Slaughtered per Quarter in D.I Yogyakarta 2017 (head)

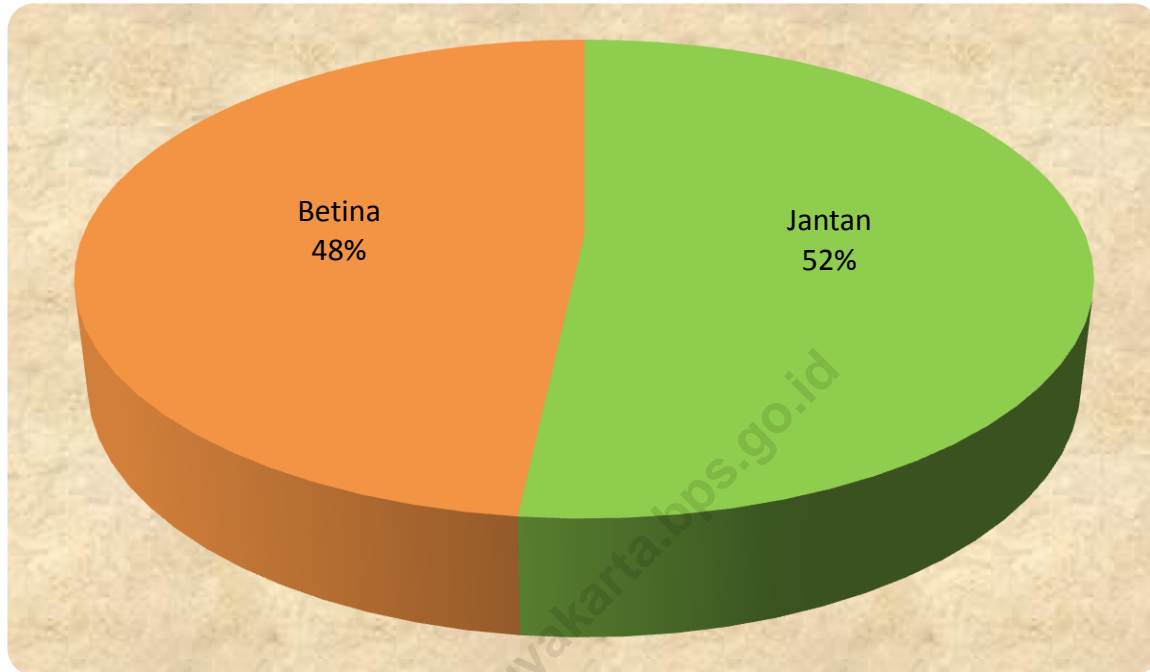


Persentase pemotongan ternak sapi betina terhadap jumlah pemotongan ternak sapi pada tahun 2017 mencapai 48,27 persen. Persentase pemotongan ternak sapi betina tersebut untuk tahun 2017 pada triwulan I, II, III, dan IV masing-masing sebesar 46,22 persen, 44,52 persen, 50,34 persen dan 52,43 persen. Alasan pemotongan ternak sapi betina pada tahun 2017 karena tidak produktif dan alasan lainnya.

*The percentage of slaughter of female cattle to the number of slaughtered cattle in 2017 reached 48.27 percent. The percentage of slaughter of the female cattle for 2017 in the I, II, III and IV quarters was 46.22 percent, 44.52 percent, 50.34 percent and 52.43 percent. Reasons for cutting female cattle in 2017 because they are not productive and other reasons.*

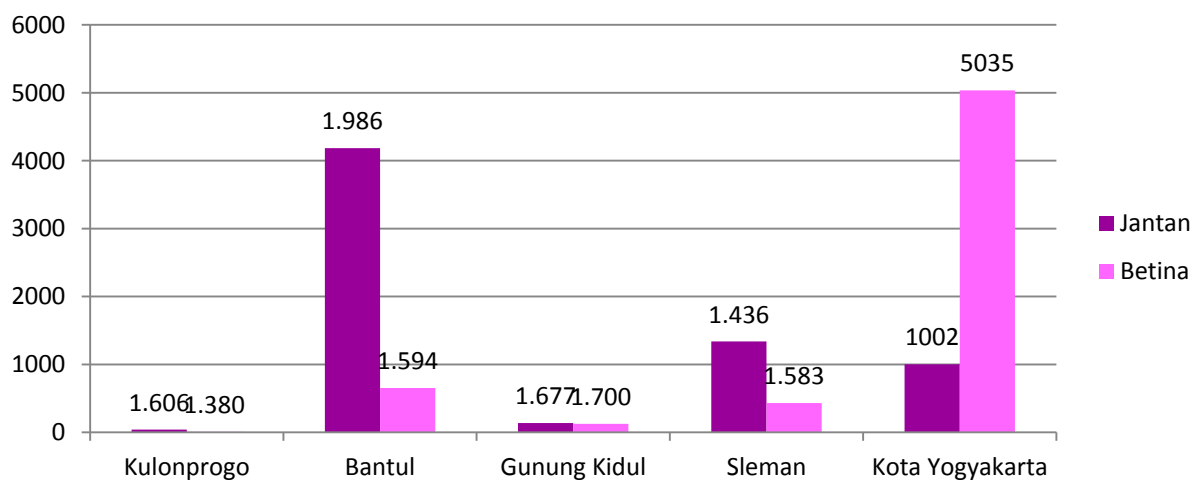
**Grafik** : 3. **Pemotongan Ternak Sapi Menurut Jenis Kelamin Tahun 2017 (%)**

*Picture* Cattle Slaughtering According to Gender in 2017 (%)



**Grafik** : 4. **Pemotongan Ternak Sapi Menurut Jenis Kelamin per Triwulan Tahun 2017 (ekor)**

*Picture* Cattle Slaughtering According to Gender per Quarter in 2017 (head)



# **LAMPIRAN**

<https://yogyakarta.bps.go.id>

**Tabel : 1 Jumlah Ternak yang Dipotong di Rumah Potong Hewan menurut Jenis Ternak**  
*Table Number of Livestock Slaughtered in Slaughterhouse by Kind of Livestock (ekor/head)*  
**2017**

| Jenis Ternak/ Kind<br>of Livestock | Triwulan/Quarter |       |        |        | Jumlah<br>Total |
|------------------------------------|------------------|-------|--------|--------|-----------------|
|                                    | I                | II    | III    | IV     |                 |
| (1)                                | (2)              | (3)   | (4)    | (5)    | (6)             |
| <b>Sapi/ cattle</b>                | 2.986            | 3.580 | 3.377  | 3.019  | 12.962          |
| <b>Kerbau/ buffalo</b>             | 0                | 0     | 0      | 0      | 0               |
| <b>Kuda/ horse</b>                 | 23               | 0     | 0      | 0      | 23              |
| <b>Kambing/ goat</b>               | 6.818            | 5.570 | 6.025  | 6.467  | 24.880          |
| <b>Domba/ sheep</b>                | 9.888            | 9.569 | 10.278 | 10.920 | 40.655          |
| <b>Babi/ pig</b>                   | 0                | 0     | 0      | 0      | 0               |

**Tabel : 2 Pemotongan Sapi Menurut Kabupaten/Kota dan Triwulan**  
*Table Cattle Slaughtered by Regency/City and Quarter (ekor/head)*  
**2017**

| Kabupaten/ Kota/<br>Regency/City | Triwulan/ Quarter |              |              |              | Jumlah/ Total |
|----------------------------------|-------------------|--------------|--------------|--------------|---------------|
|                                  | I                 | II           | III          | IV           |               |
| (1)                              | (2)               | (3)          | (4)          | (5)          | (6)           |
| Kulon Progo                      | 10                | 22           | 13           | 6            | 51            |
| Bantul                           | 1.153             | 1.372        | 1.313        | 1.000        | 4.838         |
| Gunungkidul                      | 61                | 67           | 63           | 73           | 264           |
| Sleman                           | 429               | 479          | 403          | 461          | 1.772         |
| Kota                             | 1.333             | 1.640        | 1.585        | 1.479        | 6.037         |
| <b>D.I.Yogyakarta</b>            | <b>2.986</b>      | <b>3.580</b> | <b>3.377</b> | <b>3.019</b> | <b>12.962</b> |



**Tabel : 3 Pemotongan Kerbau Menurut Kabupaten/Kota dan Triwulan**  
*Table Buffalo Slaughtered by Regency/City and Quarter (ekor/head)*  
**2017**

| Kabupaten/<br>Kota/<br>Regency/City | Triwulan/ Quarter |     |     |     | Jumlah/ Total |
|-------------------------------------|-------------------|-----|-----|-----|---------------|
|                                     | I                 | II  | III | IV  |               |
| (1)                                 | (2)               | (3) | (4) | (5) | (6)           |
| Kulon Progo                         | 0                 | 0   | 0   | 0   | 0             |
| Bantul                              | 0                 | 0   | 0   | 0   | 0             |
| Gunungkidul                         | 0                 | 0   | 0   | 0   | 0             |
| Sleman                              | 0                 | 0   | 0   | 0   | 0             |
| Kota                                | 0                 | 0   | 0   | 0   | 0             |
| D.I.Yogyakarta                      | 0                 | 0   | 0   | 0   | 0             |

**Tabel : 4 Pemotongan Kuda Menurut Kabupaten/Kota dan Triwulan**  
*Table Horse Slaughtered by Regency/City and Quarter (ekor/head)*  
**2017**

| Kabupaten/ Kota/<br>Regency/City | Triwulan/ Quarter |          |          |          | Jumlah/ Total |
|----------------------------------|-------------------|----------|----------|----------|---------------|
|                                  | I                 | II       | III      | IV       |               |
| (1)                              | (2)               | (3)      | (4)      | (5)      | (6)           |
| Kulon Progo                      | 0                 | 0        | 0        | 0        | 0             |
| Bantul                           | 23                | 0        | 0        | 0        | 23            |
| Gunungkidul                      | 0                 | 0        | 0        | 0        | 0             |
| Sleman                           | 0                 | 0        | 0        | 0        | 0             |
| Kota                             | 0                 | 0        | 0        | 0        | 0             |
| <b>D.I.Yogyakarta</b>            | <b>23</b>         | <b>0</b> | <b>0</b> | <b>0</b> | <b>23</b>     |

**Tabel : 5 Pemotongan Kambing Menurut Kabupaten/Kota dan Triwulan**  
*Table Goat Slaughtered by Regency/City and Quarter (ekor/head)*  
**2017**

| Kabupaten/ Kota/<br>Regency/City | Triwulan/ Quarter |              |              |              | Jumlah/ Total |
|----------------------------------|-------------------|--------------|--------------|--------------|---------------|
|                                  | I                 | II           | III          | IV           |               |
| (1)                              | (2)               | (3)          | (4)          | (5)          | (6)           |
| Kulon Progo                      | 0                 | 0            | 0            | 0            | 0             |
| Bantul                           | 5.767             | 5.027        | 5.574        | 5.824        | 22.192        |
| Gunungkidul                      | 0                 | 0            | 0            | 0            | 0             |
| Sleman                           | 468               | 0            | 0            | 0            | 468           |
| Kota                             | 583               | 543          | 451          | 643          | 2.220         |
| <b>D.I.Yogyakarta</b>            | <b>6.818</b>      | <b>5.570</b> | <b>6.025</b> | <b>6.467</b> | <b>24.880</b> |

**Tabel : 6 Pemotongan Domba Menurut Kabupaten/Kota dan Triwulan**  
*Table Sheep Slaughtered by Regency/City and Quarter (ekor/head)*  
**2017**

| Kabupaten/ Kota/<br>Regency/City | Triwulan/ Quarter |              |               |               | Jumlah/ Total |
|----------------------------------|-------------------|--------------|---------------|---------------|---------------|
|                                  | I                 | II           | III           | IV            |               |
| (1)                              | (2)               | (3)          | (4)           | (5)           | (6)           |
| Kulon Progo                      | 0                 | 0            | 0             | 0             | 0             |
| Bantul                           | 8.144             | 8.850        | 9.683         | 10.099        | 36.776        |
| Gunungkidul                      | 0                 | 0            | 0             | 0             | 0             |
| Sleman                           | 938               | 0            | 0             | 0             | 938           |
| Kota                             | 806               | 719          | 595           | 821           | 2.941         |
| <b>D.I.Yogyakarta</b>            | <b>9.888</b>      | <b>9.569</b> | <b>10.278</b> | <b>10.920</b> | <b>40.655</b> |

**Tabel : 7 Pemotongan Babi Menurut Kabupaten/Kota dan Triwulan**  
*Table Pig Slaughtered by Regency/City and Quarter (ekor/head)*  
**2017**

| Kabupaten/ Kota/<br>Regency/City | Triwulan/ Quarter |     |     |     | Jumlah/ Total |
|----------------------------------|-------------------|-----|-----|-----|---------------|
|                                  | I                 | II  | III | IV  |               |
| (1)                              | (2)               | (3) | (4) | (5) | (6)           |
| Kulon Progo                      | 0                 | 0   | 0   | 0   | 0             |
| Bantul                           | 0                 | 0   | 0   | 0   | 0             |
| Gunungkidul                      | 0                 | 0   | 0   | 0   | 0             |
| Sleman                           | 0                 | 0   | 0   | 0   | 0             |
| Kota                             | 0                 | 0   | 0   | 0   | 0             |
| D.I.Yogyakarta                   | 0                 | 0   | 0   | 0   | 0             |

**Tabel : 8 Pemotongan Ternak menurut Jenis Ternak, Jenis Kelamin, dan Triwulan**  
*Table Livestock Slaughtered by Kind of Livestock, Sex, Quarterly (ekor/head)*  
**2017**

| <b>Jenis Ternak/ Kind<br/>of Livestock</b> | <b>Triwulan I/ Quarter I</b> |                          | <b>Triwulan II/ Quarter II</b> |                          | <b>Triwulan III/ Quarter III</b> |                          |
|--|------------------------------|--------------------------|--------------------------------|--------------------------|----------------------------------|--------------------------|
|  | <b>Jantan<br/>Male</b>       | <b>Betina<br/>Female</b> | <b>Jantan<br/>Male</b>         | <b>Betina<br/>Female</b> | <b>Jantan<br/>Male</b>           | <b>Betina<br/>Female</b> |
| (1)  | (2)                          | (3)                      | (4)                            | (5)                      | (6)                              | (7)                      |
| <b>Sapi/ cattle</b>                        | 1.606                        | 1.380                    | 1.986                          | 1.594                    | 1.677                            | 1.700                    |
| <b>Kerbau/ buffalo</b>                     | 0                            | 0                        | 0                              | 0                        | 0                                | 0                        |
| <b>Kudal/ horse</b>                        | 17                           | 6                        | 0                              | 0                        | 0                                | 0                        |
| <b>Kambing/ goat</b>                       | 4.310                        | 2.508                    | 3.402                          | 2.168                    | 3.739                            | 2.286                    |
| <b>Domba/ sheep</b>                        | 6.076                        | 3.812                    | 6.590                          | 2.979                    | 7.014                            | 3.264                    |
| <b>Babi/ pig</b>                           | 0                            | 0                        | 0                              | 0                        | 0                                | 0                        |

**Tabel : 8 Pemotongan Ternak menurut Jenis Ternak, Jenis Kelamin, dan Triwulan**  
*Table Livestock Slaughtered by Kind of Livestock, Sex, Quarterly (ekor/head)*  
**2017**

Lanjutan

| Jenis Ternak/<br>Kind of<br>Livestock | Triwulan IV/ Quarter IV |               | Jumlah/ Total |               |
|---------------------------------------|-------------------------|---------------|---------------|---------------|
|                                       | Jantan Male             | Betina Female | Jantan Male   | Betina Female |
|                                       | (2)                     | (3)           | (4)           | (5)           |
| <b>Sapi/ cattle</b>                   | 1.436                   | 1.583         | 6.705         | 6.257         |
| <b>Kerbau/ buffalo</b>                | 0                       | 0             | 0             | 0             |
| <b>Kuda/ horse</b>                    | 0                       | 0             | 17            | 6             |
| <b>Kambing/ goat</b>                  | 3.922                   | 2.545         | 15.373        | 9.507         |
| <b>Domba/ sheep</b>                   | 7.405                   | 3.515         | 27.085        | 13.570        |
| <b>Babi/ pig</b>                      | 0                       | 0             | 0             | 0             |

**Tabel : 9 Pemotongan Sapi menurut Kabupaten/Kota, Jenis Kelamin, dan Triwulan**  
*Table Cattle Slaughtered by Regency/City, Sex, Quarterly (ekor/head)*  
**2017**

| Kabupaten/ Kota/<br>Regency/City | Triwulan I/ Quarter I |                  | Triwulan II/ Quarter II |                  | Triwulan III/ Quarter III |                  |
|----------------------------------|-----------------------|------------------|-------------------------|------------------|---------------------------|------------------|
|                                  | Jantan<br>Male        | Betina<br>Female | Jantan<br>Male          | Betina<br>Female | Jantan<br>Male            | Betina<br>Female |
| (1)                              | (2)                   | (3)              | (4)                     | (5)              | (6)                       | (7)              |
| Kulonprogo                       | 4                     | 6                | 21                      | 1                | 11                        | 2                |
| Bantul                           | 1.028                 | 125              | 1.205                   | 167              | 1.105                     | 208              |
| Gunungkidul                      | 16                    | 45               | 59                      | 8                | 43                        | 20               |
| Sleman                           | 362                   | 67               | 399                     | 80               | 259                       | 144              |
| Yogyakarta                       | 196                   | 1.137            | 302                     | 1.338            | 259                       | 1.326            |
| <b>D.I.Yogyakarta</b>            | <b>1.606</b>          | <b>1.380</b>     | <b>1.986</b>            | <b>1.594</b>     | <b>1.677</b>              | <b>1.700</b>     |



**Tabel : 9 Pemotongan Ternak Sapi menurut Kabupaten/Kota, Jenis Kelamin, dan Triwulan**  
*Table Cattle Staughtered by Regency/City, Sex, Quarterly (ekor/head)*  
**2017**

Lanjutan

| Kabupaten/ Kota/<br>Regency/City | Triwulan IV/ Quarter IV |                      | Jumlah/ Total      |                      |
|----------------------------------|-------------------------|----------------------|--------------------|----------------------|
|                                  | Jantan <i>Male</i>      | Betina <i>Female</i> | Jantan <i>Male</i> | Betina <i>Female</i> |
|                                  | (1)                     | (2)                  | (3)                | (4)                  |
| Kulonprogo                       | 6                       | 0                    | 42                 | 9                    |
| Bantul                           | 847                     | 153                  | 4.185              | 653                  |
| Gunungkidul                      | 19                      | 54                   | 137                | 127                  |
| Sleman                           | 319                     | 142                  | 1.339              | 433                  |
| Yogyakarta                       | 245                     | 1.234                | 1.002              | 5.035                |
| <b>D.I.Yogyakarta</b>            | <b>1.436</b>            | <b>1.583</b>         | <b>6.705</b>       | <b>6.257</b>         |

**Tabel : 10 Pemotongan Kerbau menurut Kabupaten/Kota, Jenis Kelamin, dan Triwulan**  
*Table Buffalo Slaughtered by Regency/City, Sex, Quarterly (ekor/head)*  
**2017**

| Kabupaten/ Kota/<br>Regency/City | Triwulan I/ Quarter I |                  | Triwulan II/ Quarter II |                  | Triwulan III/ Quarter III |                  |
|----------------------------------|-----------------------|------------------|-------------------------|------------------|---------------------------|------------------|
|                                  | Jantan<br>Male        | Betina<br>Female | Jantan<br>Male          | Betina<br>Female | Jantan<br>Male            | Betina<br>Female |
| (1)                              | (2)                   | (3)              | (4)                     | (5)              | (6)                       | (7)              |
| Kulonprogo                       | 0                     | 0                | 0                       | 0                | 0                         | 0                |
| Bantul                           | 0                     | 0                | 0                       | 0                | 0                         | 0                |
| Gunungkidul                      | 0                     | 0                | 0                       | 0                | 0                         | 0                |
| Sleman                           | 0                     | 0                | 0                       | 0                | 0                         | 0                |
| Yogyakarta                       | 0                     | 0                | 0                       | 0                | 0                         | 0                |
| <b>D.I.Yogyakarta</b>            | <b>0</b>              | <b>0</b>         | <b>0</b>                | <b>0</b>         | <b>0</b>                  | <b>0</b>         |

**Tabel : 10** Pemotongan Kerbau menurut Kabupaten/Kota, Jenis Kelamin, dan Triwulan/  
*Table Buffalo Slaughtered by Regency/City, Sex, Quarterly (ekor/head)*  
**2017**

Lanjutan

| Kabupaten/ Kota/<br>Regency/City | Triwulan IV/ Quarter IV |               | Jumlah/ Total |               |
|----------------------------------|-------------------------|---------------|---------------|---------------|
|                                  | Jantan Male             | Betina Female | Jantan Male   | Betina Female |
|                                  | (2)                     | (3)           | (4)           | (5)           |
| Kulonprogo                       | 0                       | 0             | 0             | 0             |
| Bantul                           | 0                       | 0             | 0             | 0             |
| Gunungkidul                      | 0                       | 0             | 0             | 0             |
| Sleman                           | 0                       | 0             | 0             | 0             |
| Yogyakarta                       | 0                       | 0             | 0             | 0             |
| D.I.Yogyakarta                   | 0                       | 0             | 0             | 0             |

**Tabel : 11** Pemotongan Kuda menurut Kabupaten/Kota, Jenis Kelamin, dan Triwulan  
*Table Horse Slaughtered by Regency/City, Sex, Quarterly (ekor/head)*  
**2017**

| Kabupaten/ Kota/<br>Regency/City | Triwulan II/ Quarter I |                  | Triwulan III/ Quarter II |                  | Triwulan III/ Quarter III |                  |
|----------------------------------|------------------------|------------------|--------------------------|------------------|---------------------------|------------------|
|                                  | Jantan<br>Male         | Betina<br>Female | Jantan<br>Male           | Betina<br>Female | Jantan<br>Male            | Betina<br>Female |
| (1)                              | (2)                    | (3)              | (4)                      | (5)              | (6)                       | (7)              |
| Kulonprogo                       | 0                      | 0                | 0                        | 0                | 0                         | 0                |
| Bantul                           | 17                     | 6                | 0                        | 0                | 0                         | 0                |
| Gunungkidul                      | 0                      | 0                | 0                        | 0                | 0                         | 0                |
| Sleman                           | 0                      | 0                | 0                        | 0                | 0                         | 0                |
| Yogyakarta                       | 0                      | 0                | 0                        | 0                | 0                         | 0                |
| <b>D.I.Yogyakarta</b>            | <b>17</b>              | <b>6</b>         | <b>0</b>                 | <b>0</b>         | <b>0</b>                  | <b>0</b>         |

**Tabel : 11 Pemotongan Kuda menurut Kabupaten/Kota, Jenis Kelamin, dan Triwulan**  
*Table Horse Slaughtered by Regency/City, Sex, Quarterly (ekor/head)*  
**2017**

Lanjutan

| Kabupaten/ Kota/<br>Regency/City | Triwulan IV/ Quarter IV |               | Jumlah/ Total |               |
|----------------------------------|-------------------------|---------------|---------------|---------------|
|                                  | Jantan Male             | Betina Female | Jantan Male   | Betina Female |
|                                  | (2)                     | (3)           | (4)           | (5)           |
| Kulonprogo                       | 0                       | 0             | 0             | 0             |
| Bantul                           | 0                       | 0             | 17            | 6             |
| Gunungkidul                      | 0                       | 0             | 0             | 0             |
| Sleman                           | 0                       | 0             | 0             | 0             |
| Yogyakarta                       | 0                       | 0             | 0             | 0             |
| <b>D.I.Yogyakarta</b>            | <b>0</b>                | <b>0</b>      | <b>17</b>     | <b>6</b>      |

**Tabel : 12 Pemotongan Kambing menurut Kabupaten/Kota, Jenis Kelamin, dan Triwulan**  
*Table Goat Slaughtered by Regency/City, Sex, Quarterly (ekor/head)*  
**2017**

| Kabupaten/ Kota/<br>Regency/City | Triwulan II/ Quarter I |                  | Triwulan III/ Quarter II |                  | Triwulan III/ Quarter III |                  |
|----------------------------------|------------------------|------------------|--------------------------|------------------|---------------------------|------------------|
|                                  | Jantan<br>Male         | Betina<br>Female | Jantan<br>Male           | Betina<br>Female | Jantan<br>Male            | Betina<br>Female |
| (1)                              | (2)                    | (3)              | (4)                      | (5)              | (6)                       | (7)              |
| Kulonprogo                       | 0                      | 0                | 0                        | 0                | 0                         | 0                |
| Bantul                           | 3.933                  | 1.834            | 3.227                    | 1.800            | 3.592                     | 1.982            |
| Gunungkidul                      | 0                      | 0                | 0                        | 0                | 0                         | 0                |
| Sleman                           | 179                    | 289              | 0                        | 0                | 0                         | 0                |
| Yogyakarta                       | 198                    | 385              | 175                      | 368              | 147                       | 304              |
| <b>D.I.Yogyakarta</b>            | <b>4.310</b>           | <b>2.508</b>     | <b>3.402</b>             | <b>2.168</b>     | <b>3.739</b>              | <b>2.286</b>     |

**Tabel : 12 Pemotongan Kambing menurut Kabupaten/Kota, Jenis Kelamin, dan Triwulan**  
*Table Goat Slaughtered by Kind of Livestock, Sex, Quarterly (ekor/head)*  
**2017**

Lanjutan

| Kabupaten/ Kota/<br>Regency/City | Triwulan IV/ Quarter IV |               | Jumlah/ Total |               |
|----------------------------------|-------------------------|---------------|---------------|---------------|
|                                  | Jantan Male             | Betina Female | Jantan Male   | Betina Female |
|                                  | (1)                     | (2)           | (3)           | (4)           |
| Kulonprogo                       | 0                       | 0             | 0             | 0             |
| Bantul                           | 3.716                   | 2.108         | 14.468        | 7.724         |
| Gunungkidul                      | 0                       | 0             | 0             | 0             |
| Sleman                           | 0                       | 0             | 179           | 289           |
| Yogyakarta                       | 206                     | 437           | 726           | 1.494         |
| <b>D.I.Yogyakarta</b>            | <b>3.922</b>            | <b>2.545</b>  | <b>15.373</b> | <b>9.507</b>  |

**Tabel : 13** Pemotongan Domba menurut Kabupaten/Kota, Jenis Kelamin, dan Triwulan  
*Table* Sheep Slaughtered by Regency/City, Sex, Quarterly (*ekor/head*)  
**2017**

| Kabupaten/ Kota/<br>Regency/City | Triwulan I/ Quarter I |                  | Triwulan II/ Quarter II |                  | Triwulan III/ Quarter III |                  |
|----------------------------------|-----------------------|------------------|-------------------------|------------------|---------------------------|------------------|
|                                  | Jantan<br>Male        | Betina<br>Female | Jantan<br>Male          | Betina<br>Female | Jantan<br>Male            | Betina<br>Female |
|                                  | (1)                   | (2)              | (3)                     | (4)              | (5)                       | (6)              |
| Kulonprogo                       | 0                     | 0                | 0                       | 0                | 0                         | 0                |
| Bantul                           | 5.420                 | 2.724            | 6.316                   | 2.534            | 6.816                     | 2.867            |
| Gunungkidul                      | 0                     | 0                | 0                       | 0                | 0                         | 0                |
| Sleman                           | 358                   | 580              | 0                       | 0                | 0                         | 0                |
| Yogyakarta                       | 298                   | 508              | 274                     | 445              | 198                       | 397              |
| <b>D.I.Yogyakarta</b>            | <b>6.076</b>          | <b>3.812</b>     | <b>6.590</b>            | <b>2.979</b>     | <b>7.014</b>              | <b>3.264</b>     |



**Tabel : 13** Pemotongan Domba menurut Kabupaten/Kota, Jenis Kelamin, dan Triwulan  
*Table* Sheep Slaughtered by Regency/City, Sex, Quarterly (*ekor/head*)  
**2017**

Lanjutan

| Kabupaten/ Kota/<br>Regency/City | Triwulan IV/ Quarter IV |               | Jumlah/ Total |               |
|----------------------------------|-------------------------|---------------|---------------|---------------|
|                                  | Jantan Male             | Betina Female | Jantan Male   | Betina Female |
|                                  | (1)                     | (2)           | (3)           | (4)           |
| Kulonprogo                       | 0                       | 0             | 0             | 0             |
| Bantul                           | 7.083                   | 3.016         | 25.635        | 11.141        |
| Gunungkidul                      | 0                       | 0             | 0             | 0             |
| Sleman                           | 0                       | 0             | 358           | 580           |
| Yogyakarta                       | 322                     | 499           | 1.092         | 1.849         |
| <b>D.I.Yogyakarta</b>            | <b>7.405</b>            | <b>3.515</b>  | <b>27.085</b> | <b>13.570</b> |

**Tabel : 14** Pemotongan Babi menurut Kabupaten/Kota, Jenis Kelamin, dan Triwulan  
*Table Pig Slaughtered by Regency/City, Sex, Quarterly (ekor/head)*  
**2017**

| Kabupaten/ Kota/<br>Regency/City | Triwulan I/ Quarter I |                  | Triwulan II/ Quarter II |                  | Triwulan III/ Quarter III |                  |
|----------------------------------|-----------------------|------------------|-------------------------|------------------|---------------------------|------------------|
|                                  | Jantan<br>Male        | Betina<br>Female | Jantan<br>Male          | Betina<br>Female | Jantan<br>Male            | Betina<br>Female |
| (1)                              | (2)                   | (3)              | (4)                     | (5)              | (6)                       | (7)              |
| Kulonprogo                       | 0                     | 0                | 0                       | 0                | 0                         | 0                |
| Bantul                           | 0                     | 0                | 0                       | 0                | 0                         | 0                |
| Gunungkidul                      | 0                     | 0                | 0                       | 0                | 0                         | 0                |
| Sleman                           | 0                     | 0                | 0                       | 0                | 0                         | 0                |
| Yogyakarta                       | 0                     | 0                | 0                       | 0                | 0                         | 0                |
| D.I.Yogyakarta                   | 0                     | 0                | 0                       | 0                | 0                         | 0                |

**Tabel : 14** Pemotongan Babi Menurut Kabupaten/Kota, Jenis Kelamin, Dan Triwulan  
*Table* Pig Slaughtered by Regency/City, Sex, Quarterly (*ekor/head*)  
**2017**

Lanjutan

| Kabupaten/ Kota/<br>Regency/City | Triwulan IV/ Quarter IV |               | Jumlah/ Total |               |
|----------------------------------|-------------------------|---------------|---------------|---------------|
|                                  | Jantan Male             | Betina Female | Jantan Male   | Betina Female |
|                                  | (2)                     | (3)           | (4)           | (5)           |
| Kulonprogo                       | 0                       | 0             | 0             | 0             |
| Bantul                           | 0                       | 0             | 0             | 0             |
| Gunungkidul                      | 0                       | 0             | 0             | 0             |
| Sleman                           | 0                       | 0             | 0             | 0             |
| Yogyakarta                       | 0                       | 0             | 0             | 0             |
| D.I.Yogyakarta                   | 0                       | 0             | 0             | 0             |

**Tabel : 15 Rata-Rata Berat Dan Harga Produksi Hasil Pemotongan Ternak menurut Jenis Ternak**  
*Table Average Weight And Price Of Production Of Livestock Slaughtering by Kind of Livestock*  
**Triwulan I Tahun 2017**

| <b>Jenis Ternak/ Kind of Livestock</b> | <b>Karkas/ carcas</b>                         |   | <b>Jeroan/ innards</b>                        |   | <b>Kulit basah/ leather</b>                   |   |
|--|---|---|---|---|---|---|
|  | <b>Rata - Rata Berat/ Average Weight (Kg)</b> | <b>Rata - Rata Harga/ Average Price (Rp/kg)</b> | <b>Rata - Rata Berat/ Average Weight (Kg)</b> | <b>Rata - Rata Harga/ Average Price (Rp/kg)</b> | <b>Rata - Rata Berat/ Average Weight (Kg)</b> | <b>Rata - Rata Harga/ Average Price (Rp/kg)</b> |
| (1)                                    | (2)   | (3)   | (4)   | (5)   | (6)   | (7)   |
| <b>Sapi/ cattle</b>                    | 168,36  | 85.431  | 31,29   | 44.242  | 22,75   | 19.270  |
| <b>Kerbau/ buffalo</b>                 | 0,00  | 0   | 0,00  | 0   | 0,00  | 0   |
| <b>Kuda/ horse</b>                     | 75,00   | 55.000  | 17,00   | 35.000  | 15,00   | 15.000  |
| <b>Kambing/ goat</b>                   | 15,84   | 64.616  | 3,69  | 34.582  | 2,76  | 23.889  |
| <b>Domba/ sheep</b>                    | 14,32   | 62.398  | 2,82  | 34.375  | 2,74  | 19.224  |
| <b>Babil/ pig</b>                      | 0,00  | 0   | 0,00  | 0   | 0,00  | 0   |

**Tabel : 15 Rata-Rata Berat Dan Harga Produksi Hasil Pemotongan Ternak menurut Jenis Ternak**  
*Table Average Weight And Price Of Production Of Livestock Slaughtering by Kind of Livestock*  
**Triwulan I Tahun 2017**

Lanjutan

| <b>Lainnya/ Others</b>                 |   |   |
|--|---|---|
| <b>Jenis Ternak/ Kind of Livestock</b> | <b>Rata - Rata Berat/ Average Weight<br/>(Kg)</b> | <b>Rata - Rata Harga/ Average Price<br/>(Rp/kg)</b> |
| (1)                                    | (2)   | (3)   |
| <b>Sapi/ cattle</b>                    | 36,14   | 43.227  |
| <b>Kerbau/ buffalo</b>                 | 0   | 0   |
| <b>Kuda/ horse</b>                     | 15,00   | 35.000  |
| <b>Kambing/ goat</b>                   | 3,69  | 34.211  |
| <b>Domba/ sheep</b>                    | 2,92  | 33.258  |
| <b>Babi/ pig</b>                       | 0   | 0   |

**Tabel : 16 Rata-Rata Berat Dan Harga Produksi Hasil Pemotongan Ternak menurut Jenis Ternak**  
*Table Average Weight And Price Of Production Of Livestock Slaughtering by Kind of Livestock*  
**Triwulan II Tahun 2017**

| Jenis Ternak/<br>Kind of Livestock | Karkas/ carcas                                  |  | Jeroan/ innards                                 |  | Kulit basah/ leather                            |  |
|------------------------------------|---|--|---|--|---|--|
|                                    | Rata - Rata<br>Berat/<br>Average<br>Weight (Kg) | Rata - Rata<br>Harga/<br>Average<br>Price<br>(Rp/kg) | Rata - Rata<br>Berat/<br>Average<br>Weight (Kg) | Rata - Rata<br>Harga/<br>Average<br>Price<br>(Rp/kg) | Rata - Rata<br>Berat/<br>Average<br>Weight (Kg) | Rata - Rata<br>Harga/<br>Average<br>Price<br>(Rp/kg) |
| (1)                                | (2)   | (3)  | (4)   | (5)  | (6)   | (7)  |
| <b>Sapi/ cattle</b>                | 169,01  | 83.324   | 30,63   | 42.656   | 22,42   | 19.199   |
| <b>Kerbau/ buffalo</b>             | 0   | 0  | 0   | 0  | 0   | 0  |
| <b>Kuda/ horse</b>                 | 0   | 0  | 0   | 0  | 0   | 0  |
| <b>Kambing/ goat</b>               | 16,03   | 61.278   | 3,71  | 34.869   | 2,81  | 25.000   |
| <b>Domba/ sheep</b>                | 14,55   | 61.394   | 2,92  | 34.743   | 2,85  | 25.000   |
| <b>Babi/ pig</b>                   | 0   | 0  | 0   | 0  | 0   | 0  |

**Tabel : 16 Rata-Rata Berat Dan Harga Produksi Hasil Pemotongan Ternak menurut Jenis Ternak**  
*Table Average Weight And Price Of Production Of Livestock Slaughtering by Kind of Livestock*  
**Triwulan II Tahun 2017**

Lanjutan

| <i>Lainnya/ Others</i>                 |   |   |
|--|---|---|
| <b>Jenis Ternak/ Kind of Livestock</b> | <b>Rata - Rata Berat/ Average Weight<br/>(Kg)</b> | <b>Rata - Rata Harga/ Average Price<br/>(Rp/kg)</b> |
| (1)                                    | (2)   | (3)   |
| <b>Sapi/ cattle</b>                    | 33,76   | 41.431  |
| <b>Kerbau/ buffalo</b>                 | 0   | 0   |
| <b>Kuda/ horse</b>                     | 0   | 0   |
| <b>Kambing/ goat</b>                   | 3,71  | 34.869  |
| <b>Domba/ sheep</b>                    | 2,92  | 34.743  |
| <b>Babi/ pig</b>                       | 0   | 0   |

**Tabel : 17 Rata-Rata Berat Dan Harga Produksi Hasil Pemotongan Ternak menurut Jenis Ternak**  
*Table Average Weight And Price Of Production Of Livestock Slaughtering by Kind of Livestock*  
**Triwulan III Tahun 2017**

| <b>Jenis Ternak/ Kind of Livestock</b> | <b>Karkas/ carcas</b>                         |   | <b>Jeroan/ innards</b>                        |   | <b>Kulit basah/ leather</b>                   |   |
|--|---|---|---|---|---|---|
|  | <b>Rata - Rata Berat/ Average Weight (Kg)</b> | <b>Rata - Rata Harga/ Average Price (Rp/kg)</b> | <b>Rata - Rata Berat/ Average Weight (Kg)</b> | <b>Rata - Rata Harga/ Average Price (Rp/kg)</b> | <b>Rata - Rata Berat/ Average Weight (Kg)</b> | <b>Rata - Rata Harga/ Average Price (Rp/kg)</b> |
| (1)                                    | (2)   | (3)   | (4)   | (5)   | (6)   | (7)   |
| <b>Sapi/ cattle</b>                    | 166,34  | 82.430  | 32,14   | 52.126  | 23,45   | 20.290  |
| <b>Kerbau/ buffalo</b>                 | 0   | 0   | 0   | 0   | 0   | 0   |
| <b>Kuda/ horse</b>                     | 0   | 0   | 0   | 0   | 0   | 0   |
| <b>Kambing/ goat</b>                   | 19,95   | 60.735  | 3,78  | 39.841  | 3,78  | 25.000  |
| <b>Domba/ sheep</b>                    | 22,13   | 60.586  | 4,83  | 39.808  | 3,83  | 25.000  |
| <b>Babi/ pig</b>                       | 0   | 0   | 0   | 0   | 0   | 0   |



**Tabel : 17 Rata-Rata Berat Dan Harga Produksi Hasil Pemotongan Ternak menurut Jenis Ternak**  
*Table Average Weight And Price Of Production Of Livestock Slaughtering by Kind of Livestock*  
**Triwulan III Tahun 2017**

Lanjutan

| <b>Jenis Ternak/ Kind of Livestock</b> | <b>Lainnya/ Others</b>                        |   |
|--|---|---|
|  | <b>Rata - Rata Berat/ Average Weight (Kg)</b> | <b>Rata - Rata Harga/ Average Price (Rp/kg)</b> |
| (1)                                    | (2)   | (3)   |
| <b>Sapi/ cattle</b>                    | 32,23   | 45.833  |
| <b>Kerbau/ buffalo</b>                 | 0   | 0   |
| <b>Kuda/ horse</b>                     | 0   | 0   |
| <b>Kambing/ goat</b>                   | 2,85  | 34.869  |
| <b>Domba/ sheep</b>                    | 3,83  | 34.924  |
| <b>Babi/ pig</b>                       | 0   | 0   |

**Tabel : 18 Rata-Rata Berat Dan Harga Produksi Hasil Pemotongan Ternak menurut Jenis Ternak**  
*Table Average Weight And Price Of Production Of Livestock Slaughtering by Kind of Livestock*  
**Triwulan IV Tahun 2017**

| Jenis Ternak/ Kind of Livestock | Karkas/ carcas                         |  | Jeroan/ Innards                        |  | Kulit basah/ leather                   |  |
|---------------------------------|--|--|--|--|--|--|
|                                 | Rata - Rata Berat/ Average Weight (Kg) | Rata - Rata Harga/ Average Price (Rp/kg) | Rata - Rata Berat/ Average Weight (Kg) | Rata - Rata Harga/ Average Price (Rp/kg) | Rata - Rata Berat/ Average Weight (Kg) | Rata - Rata Harga/ Average Price (Rp/kg) |
| (1)                             | (2)                                    | (3)                                      | (4)                                    | (5)                                      | (6)                                    | (7)                                      |
| <b>Sapi/ cattle</b>             | 155,55                                 | 85.549                                   | 28,44                                  | 48.977                                   | 20,57                                  | 20.696                                   |
| <b>Kerbau/ buffalo</b>          | 0                                      | 0  | 0                                      | 0  | 0                                      | 0  |
| <b>Kuda/ horse</b>              | 0                                      | 0  | 0                                      | 0  | 0                                      | 0  |
| <b>Kambing/ goat</b>            | 21,41                                  | 60.845                                   | 5,50                                   | 34.910                                   | 3,70                                   | 25.000                                   |
| <b>Domba/ sheep</b>             | 23,65                                  | 60.579                                   | 5,62                                   | 34.933                                   | 3,77                                   | 25.000                                   |
| <b>Babil/ pig</b>               | 0                                      | 0  | 0                                      | 0  | 0                                      | 0  |

**Tabel : 18 Rata-Rata Berat Dan Harga Produksi Hasil Pemotongan Ternak menurut Jenis Ternak**  
*Table Average Weight And Price Of Production Of Livestock Slaughtering by Kind of Livestock*  
**Triwulan IV Tahun 2017**

Lanjutan

| Jenis Ternak/ <i>Kind of Livestock</i> | Lainnya/ <i>Others</i>                        |   |
|--|---|---|
|  | Rata - Rata Berat/ <i>Average Weight (Kg)</i> | Rata - Rata Harga/ <i>Average Price (Rp/kg)</i> |
| (1)                                    | (2)   | (3)   |
| <b>Sapi/ <i>cattle</i></b>             | 34,42   | 44.702  |
| <b>Kerbau/ <i>buffalo</i></b>          | 0   | 0   |
| <b>Kuda/ <i>horse</i></b>              | 0   | 0   |
| <b>Kambing/ <i>goat</i></b>            | 4,60  | 34.892  |
| <b>Domba/ <i>sheep</i></b>             | 4,70  | 34.920  |
| <b>Babi/ <i>pig</i></b>                | 0   | 0   |

**Tabel : 19 Rata-Rata Berat Dan Harga Produksi Hasil Pemotongan Ternak menurut Jenis Ternak**  
*Table Average Weight And Price Of Production Of Livestock Slaughtering by Kind of Livestock*  
**2017**

| Jenis Ternak/ Kind of Livestock | Karkas/ carcas                         |  | Jeroan/ innards                        |  | Kulit basah/ leather                   |  |
|---------------------------------|--|--|--|--|--|--|
|                                 | Rata - Rata Berat/ Average Weight (Kg) | Rata - Rata Harga/ Average Price (Rp/kg) | Rata - Rata Berat/ Average Weight (Kg) | Rata - Rata Harga/ Average Price (Rp/kg) | Rata - Rata Berat/ Average Weight (Kg) | Rata - Rata Harga/ Average Price (Rp/kg) |
| (1)                             | (2)                                    | (3)                                      | (4)                                    | (5)                                      | (6)                                    | (7)                                      |
| <b>Sapi/ cattle</b>             | 165,03                                 | 84.073                                   | 30,67                                  | 46.980                                   | 22,33                                  | 19.835                                   |
| <b>Kerbau/ buffalo</b>          | 0                                      | 0  | 0                                      | 0  | 0                                      | 0  |
| <b>Kuda/ horse</b>              | 75,00                                  | 55.000                                   | 17,00                                  | 35.000                                   | 15,00                                  | 15.000                                   |
| <b>Kambing/ goat</b>            | 18,32                                  | 61.794                                   | 4,19                                   | 35.900                                   | 3,26                                   | 24.742                                   |
| <b>Domba/ sheep</b>             | 18,85                                  | 61.065                                   | 4,11                                   | 36.257                                   | 3,32                                   | 23.839                                   |
| <b>Babi/ pig</b>                | 0                                      | 0  | 0                                      | 0  | 0                                      | 0  |

**Tabel : 19 Rata-Rata Berat Dan Harga Produksi Hasil Pemotongan Ternak menurut Jenis Ternak**  
*Table Average Weight And Price Of Production Of Livestock Slaughtering by Kind of Livestock*  
**2017**

Lanjutan

| Jenis Ternak/ <i>Kind of Livestock</i> | Lainnya/ <i>Others</i>                           |  |
|--|--|--|
|  | Rata - Rata Berat/ <i>Average Weight</i><br>(Kg) | Rata - Rata Harga/ <i>Average Price</i><br>(Rp/kg) |
| (1)                                    | (2)  | (3)  |
| <b>Sapi/ <i>cattle</i></b>             | 34,06  | 43.725   |
| <b>Kerbau/ <i>buffalo</i></b>          | 0  | 0  |
| <b>Kuda/ <i>horse</i></b>              | 15,00  | 35.000   |
| <b>Kambing/ <i>goat</i></b>            | 3,73   | 34.698   |
| <b>Domba/ <i>sheep</i></b>             | 3,63   | 34.562   |
| <b>Babi/ <i>pig</i></b>                | 0  | 0  |

**Tabel : 20 Rata-Rata Berat Dan Harga Produksi Hasil Pemotongan Sapi Menurut Kabupaten**  
*Table Average Weight And Price Of Production Of Cattle Slaughtering By Regency*  
**Triwulan I Tahun 2017**

| Kabupaten/Kota<br><i>Regency/City</i> | Karkas/ <i>carcas</i>                            |  | Jeroan/ <i>innards</i>                           |  | Kulit basah/ <i>leather</i>                      |  |
|---------------------------------------|--|--|--|--|--|--|
|                                       | Rata - Rata Berat/<br><i>Average Weight (Kg)</i> | Rata - Rata Harga/<br><i>Average Price (Rp/kg)</i> | Rata - Rata Berat/<br><i>Average Weight (Kg)</i> | Rata - Rata Harga/<br><i>Average Price (Rp/kg)</i> | Rata - Rata Berat/<br><i>Average Weight (Kg)</i> | Rata - Rata Harga/<br><i>Average Price (Rp/kg)</i> |
| (1)                                   | (2)  | (3)  | (4)  | (5)  | (6)  | (7)  |
| Kulonprogo                            | 181,60   | 83.000   | 36,70  | 30.000   | 30,50  | 10.000   |
| Bantul                                | 150,00   | 85.000   | 30,00  | 50.000   | 20,00  | 30.000   |
| Gunungkidul                           | 190,00   | 78.000   | 30,00  | 45.000   | 26,00  | 16.000   |
| Sleman                                | 240,00   | 90.000   | 51,00  | 50.000   | 35,00  | 15.000   |
| Yogyakarta                            | 160,09   | 84.000   | 26,08  | 35.000   | 20,98  | 13.000   |
| <b>D.I.Yogyakarta</b>                 | <b>168,36</b>                                    | <b>85.431</b>                                      | <b>3,29</b>                                      | <b>44.242</b>                                      | <b>22,75</b>                                     | <b>19.270</b>                                      |

**Tabel : 20 Rata-Rata Berat Dan Harga Produksi Hasil Pematongan Sapi Menurut Kabupaten**  
*Table Average Weight And Price Of Production Of Cattle Slaughtering By Regency*  
**Triwulan I Tahun 2017**

Lanjutan

| Kabupaten/Kota<br><i>Regency/City</i> | Lainnya/ <i>Others</i>                           |  |
|---------------------------------------|--|--|
|                                       | Rata - Rata Berat/ <i>Average Weight</i><br>(Kg) | Rata - Rata Harga/ <i>Average Price</i><br>(Rp/kg) |
| (1)                                   | (2)  | (3)  |
| Kulonprogo                            | 0,00   | 0  |
| Bantul                                | 3,00   | 35.000   |
| Gunungkidul                           | 0,00   | 0  |
| Sleman                                | 3,00   | 20.000   |
| Yogyakarta                            | 2,00   | 30.000   |
| <b>D.I.Yogyakarta</b>                 | <b>2,92</b>                                      | <b>33.258</b>                                      |

**Tabel : 21 Rata-Rata Berat Dan Harga Produksi Hasil Pemotongan Kuda Menurut Kabupaten**  
*Table Average Weight And Price Of Production Of Horse Slaughtering By Regency*  
**Triwulan I Tahun 2017**

| Kabupaten/Kota<br><i>Regency/City</i> | Karkas/ <i>carcas</i>                                   |   | Jeroan/ <i>innards</i>                                  |   | Kulit basah/ <i>leather</i>                             |   |
|---------------------------------------|---|---|---|---|---|---|
|                                       | Rata - Rata<br>Berat/<br><i>Average<br/>Weight (Kg)</i> | Rata - Rata<br>Harga/<br><i>Average Price<br/>(Rp/kg)</i> | Rata - Rata<br>Berat/<br><i>Average<br/>Weight (Kg)</i> | Rata - Rata<br>Harga/<br><i>Average<br/>Price (Rp/kg)</i> | Rata - Rata<br>Berat/<br><i>Average<br/>Weight (Kg)</i> | Rata - Rata<br>Harga/<br><i>Average<br/>Price (Rp/kg)</i> |
| (1)                                   | (2)   | (3)   | (4)   | (5)   | (6)   | (7)   |
| Kulonprogo                            | 0,00  | 0   | 0,00  | 0   | 0,00  | 0   |
| Bantul                                | 75,00   | 55.000  | 17,00   | 35.000  | 15,00   | 15.000  |
| Gunungkidul                           | 0,00  | 0   | 0,00  | 0   | 0,00  | 0   |
| Sleman                                | 0,00  | 0   | 0,00  | 0   | 0,00  | 0   |
| Yogyakarta                            | 0,00  | 0   | 0,00  | 0   | 0,00  | 0   |
| <b>D.I.Yogyakarta</b>                 | <b>75,00</b>  | <b>55.000</b>   | <b>17,00</b>  | <b>35.000</b>   | <b>15,00</b>  | <b>15.000</b>   |



**Tabel : 21 Rata-Rata Berat Dan Harga Produksi Hasil Pematangan Kuda Menurut Kabupaten**  
*Table Average Weight And Price Of Production Of Horse Slaughtering By Regency*  
**Triwulan I Tahun 2017**

Lanjutan

| <b>Lainnya/ Others</b>                    |   |   |
|---|---|---|
| <b>Kabupaten/Kota</b> <i>Regency/City</i> | <b>Rata - Rata Berat/ Average Weight</b><br><b>(Kg)</b> | <b>Rata - Rata Harga/ Average Price</b><br><b>(Rp/kg)</b> |
| (1)                                       | (2)   | (3)   |
| Kulonprogo                                | 0,00  | 0   |
| Bantul                                    | 15,00   | 35.000  |
| Gunungkidul                               | 0,00  | 0   |
| Sleman                                    | 0,00  | 0   |
| Yogyakarta                                | 0,00  | 0   |
| <b>D.I.Yogyakarta</b>                     | <b>15,00</b>  | <b>35.000</b>   |

**Tabel : 22 Rata-Rata Berat Dan Harga Produksi Hasil Pemotongan Kambing Menurut Kabupaten**  
*Table Average Weight And Price Of Production Of Goat Slaughtering By Regency*  
**Triwulan I Tahun 2017**

| Kabupaten/Kota<br><i>Regency/City</i> | Karkas/ <i>carcas</i>                            |  | Jeroan/ <i>innards</i>                           |  | Kulit basah/ <i>leather</i>                      |  |
|---------------------------------------|--|--|--|--|--|--|
|                                       | Rata - Rata Berat/<br><i>Average Weight (Kg)</i> | Rata - Rata Harga/<br><i>Average Price (Rp/kg)</i> | Rata - Rata Berat/<br><i>Average Weight (Kg)</i> | Rata - Rata Harga/<br><i>Average Price (Rp/kg)</i> | Rata - Rata Berat/<br><i>Average Weight (Kg)</i> | Rata - Rata Harga/<br><i>Average Price (Rp/kg)</i> |
| (1)                                   | (2)  | (3)  | (4)  | (5)  | (6)  | (7)  |
| Kulonprogo                            | 0,00   | 0  | 0,00   | 0  | 0,00   | 0  |
| Bantul                                | 17,00  | 63.000   | 4,00   | 35.000   | 3,00   | 25.000   |
| Gunungkidul                           | 0,00   | 0  | 0,00   | 0  | 0,00   | 0  |
| Sleman                                | 10,00  | 70.000   | 2,00   | 30.000   | 2,00   | 12.000   |
| Yogyakarta                            | 9,00   | 90.000   | 2,00   | 30.000   | 1,00   | 10.000   |
| <b>D.I.Yogyakarta</b>                 | <b>15,84</b>                                     | <b>64.616</b>                                      | <b>3,69</b>                                      | <b>34.582</b>                                      | <b>2,76</b>                                      | <b>23.889</b>                                      |

**Tabel : 22 Rata-Rata Berat Dan Harga Produksi Hasil Pematongan Kambing Menurut Kabupaten**  
*Table Average Weight And Price Of Production Of Goat Slaughtering By Regency*  
**Triwulan I Tahun 2017**

Lanjutan

| Kabupaten/Kota <i>Regency/City</i> | Lainnya/ <i>Others</i>                        |   |
|------------------------------------|---|---|
|                                    | Rata - Rata Berat/ <i>Average Weight (Kg)</i> | Rata - Rata Harga/ <i>Average Price (Rp/kg)</i> |
| (1)                                | (2)   | (3)   |
| Kulonprogo                         | 0,00  | 0   |
| Bantul                             | 4,00  | 35.000  |
| Gunungkidul                        | 0,00  | 0   |
| Sleman                             | 2,00  | 20.000  |
| Yogyakarta                         | 2,00  | 30.000  |
| <b>D.I.Yogyakarta</b>              | <b>3,69</b>                                   | <b>34.211</b>                                   |

**Tabel : 23 Rata-Rata Berat Dan Harga Produksi Hasil Pemotongan Domba Menurut Kabupaten**  
*Table Average Weight And Price Of Production Of Sheep Slaughtering By Regency*  
**Triwulan I Tahun 2017**

| Kabupaten/Kota<br><i>Regency/City</i> | Karkas/ <i>carcas</i>                                   |   | Jeroan/ <i>innards</i>                                  |   | Kulit basah/ <i>leather</i>                             |   |
|---------------------------------------|---|---|---|---|---|---|
|                                       | Rata - Rata<br>Berat/<br><i>Average<br/>Weight (Kg)</i> | Rata - Rata<br>Harga/<br><i>Average<br/>Price (Rp/kg)</i> | Rata - Rata<br>Berat/<br><i>Average<br/>Weight (Kg)</i> | Rata - Rata<br>Harga/<br><i>Average Price<br/>(Rp/kg)</i> | Rata - Rata<br>Berat/<br><i>Average<br/>Weight (Kg)</i> | Rata - Rata<br>Harga/<br><i>Average Price<br/>(Rp/kg)</i> |
| (1)                                   | (2)   | (3)   | (4)   | (5)   | (6)   | (7)   |
| Kulonprogo                            | 0,00  | 0   | 0,00  | 0   | 0,00  | 0   |
| Bantul                                | 15,00   | 60.000  | 3,00  | 35.000  | 3,00  | 20.000  |
| Gunungkidul                           | 0,00  | 0   | 0,00  | 0   | 0,00  | 0   |
| Sleman                                | 13,00   | 70.000  | 2,00  | 30.000  | 2,00  | 12.000  |
| Yogyakarta                            | 9,00  | 90.000  | 2,00  | 30.000  | 1,00  | 12.500  |
| <b>D.I.Yogyakarta</b>                 | <b>14,32</b>  | <b>62.398</b>   | <b>2,82</b>   | <b>34.375</b>   | <b>2,74</b>   | <b>19.224</b>   |

**Tabel : 23 Rata-Rata Berat Dan Harga Produksi Hasil Pematongan Domba Menurut Kabupaten**  
*Table Average Weight And Price Of Production Of Sheep Slaughtering By Regency*  
**Triwulan I Tahun 2017**

Lanjutan

| Kabupaten/Kota<br><i>Regency/City</i> | Lainnya/ Others                                  |  |
|---------------------------------------|--|--|
|                                       | Rata - Rata Berat/ <i>Average Weight</i><br>(Kg) | Rata - Rata Harga/ <i>Average Price</i><br>(Rp/kg) |
| (1)                                   | (2)  | (3)  |
| Kulonprogo                            | 0,00   | 0  |
| Bantul                                | 3,00   | 35.000   |
| Gunungkidul                           | 0,00   | 0  |
| Sleman                                | 3,00   | 20.000   |
| Yogyakarta                            | 2,00   | 30.000   |
| <b>D.I.Yogyakarta</b>                 | <b>2,92</b>                                      | <b>33.258</b>                                      |

**Tabel : 24 Rata-Rata Berat Dan Harga Produksi Hasil Pemotongan Sapi Menurut Kabupaten**  
*Table Average Weight And Price Of Production Of Cattle Slaughtering By Regency*  
**Triwulan II Tahun 2017**

| Kabupaten/Kota<br><i>Regency/City</i> | Karkas/ <i>carcas</i>                                   |   | Jeroan/ <i>Innards</i>                                  |   | Kulit basah/ <i>leather</i>                             |   |
|---------------------------------------|---|---|---|---|---|---|
|                                       | Rata - Rata<br>Berat/<br><i>Average<br/>Weight (Kg)</i> | Rata - Rata<br>Harga/<br><i>Average<br/>Price<br/>(Rp/kg)</i> | Rata - Rata<br>Berat/<br><i>Average<br/>Weight (Kg)</i> | Rata - Rata<br>Harga/<br><i>Average<br/>Price<br/>(Rp/kg)</i> | Rata - Rata<br>Berat/<br><i>Average<br/>Weight (Kg)</i> | Rata - Rata<br>Harga/<br><i>Average<br/>Price<br/>(Rp/kg)</i> |
| (1)                                   | (2)   | (3)   | (4)   | (5)   | (6)   | (7)   |
| Kulonprogo                            | 192,00  | 84.000  | 0,00  | 0   | 0,00  | 0   |
| Bantul                                | 150,00  | 85.000  | 3,00  | 35.000  | 3,00  | 25.000  |
| Gunungkidul                           | 218,00  | 55.000  | 0,00  | 0   | 0,00  | 0   |
| Sleman                                | 230,00  | 70.000  | 0,00  | 0   | 0,00  | 0   |
| Yogyakarta                            | 164,79  | 89.000  | 2,00  | 30.000  | 1,00  | 25.000  |
| <b>D.I.Yogyakarta</b>                 | <b>169,01</b>   | <b>83.324</b>   | <b>2,92</b>   | <b>34.743</b>   | <b>2,85</b>   | <b>25.000</b>   |

**Tabel : 24 Rata-Rata Berat Dan Harga Produksi Hasil Pematongan Sapi Menurut Kabupaten**  
*Table Average Weight And Price Of Production Of Cattle Slaughtering By Regency*  
**Triwulan II Tahun 2017**

Lanjutan

| Kabupaten/Kota<br><i>Regency/City</i> | Lainnya/ Others                                  |  |
|---------------------------------------|--|--|
|                                       | Rata - Rata Berat/ <i>Average Weight</i><br>(Kg) | Rata - Rata Harga/ <i>Average Price</i><br>(Rp/kg) |
| (1)                                   | (2)  | (3)  |
| Kulonprogo                            | 0,00   | 0  |
| Bantul                                | 3,00   | 35.000   |
| Gunungkidul                           | 0,00   | 0  |
| Sleman                                | 0,00   | 0  |
| Yogyakarta                            | 2,00   | 30.000   |
| <b>D.I.Yogyakarta</b>                 | <b>2,92</b>                                      | <b>34.743</b>                                      |

**Tabel : 25 Rata-Rata Berat Dan Harga Produksi Hasil Pematangan Kuda Menurut Kabupaten**  
*Table Average Weight And Price Of Production Of Horse Slaughtering By Regency*  
**Triwulan II Tahun 2017**

| Kabupaten/Kota<br><i>Regency/City</i> | Karkas/ <i>carcas</i>                                   |   | Jeroan/ <i>innards</i>                                  |   | Kulit basah/ <i>leather</i>                             |   |
|---------------------------------------|---|---|---|---|---|---|
|                                       | Rata - Rata<br>Berat/<br><i>Average<br/>Weight (Kg)</i> | Rata - Rata<br>Harga/<br><i>Average<br/>Price<br/>(Rp/kg)</i> | Rata - Rata<br>Berat/<br><i>Average<br/>Weight (Kg)</i> | Rata - Rata<br>Harga/<br><i>Average<br/>Price (Rp/kg)</i> | Rata - Rata<br>Berat/<br><i>Average<br/>Weight (Kg)</i> | Rata - Rata<br>Harga/<br><i>Average<br/>Price (Rp/kg)</i> |
| (1)                                   | (2)   | (3)   | (4)   | (5)   | (6)   | (7)   |
| Kulonprogo                            | 0   | 0   | 0   | 0   | 0   | 0   |
| Bantul                                | 0   | 0   | 0   | 0   | 0   | 0   |
| Gunungkidul                           | 0   | 0   | 0   | 0   | 0   | 0   |
| Sleman                                | 0   | 0   | 0   | 0   | 0   | 0   |
| Yogyakarta                            | 0   | 0   | 0   | 0   | 0   | 0   |
| D.I.Yogyakarta                        | 0,00  | 0,00  | 0,00  | 0,00  | 0,00  | 0,00  |



**Tabel : 25 Rata-Rata Berat Dan Harga Produksi Hasil Pematangan Kuda Menurut Kabupaten**  
*Table Average Weight And Price Of Production Of Horse Slaughtering By Regency*  
**Triwulan II Tahun 2017**

Lanjutan

| Kabupaten/Kota <i>Regency/City</i> | Lainnya/ <i>Others</i>                           |  |
|------------------------------------|--|--|
|                                    | Rata - Rata Berat/ <i>Average Weight</i><br>(Kg) | Rata - Rata Harga/ <i>Average Price</i><br>(Rp/kg) |
| (1)                                | (2)  | (3)  |
| Kulonprogo                         | 0  | 0  |
| Bantul                             | 0  | 0  |
| Gunungkidul                        | 0  | 0  |
| Sleman                             | 0  | 0  |
| Yogyakarta                         | 0  | 0  |
| D.I.Yogyakarta                     | 0  | 0  |

**Tabel : 26 Rata-Rata Berat Dan Harga Produksi Hasil Pemotongan Kambing Menurut Kabupaten**  
*Table Average Weight And Price Of Production Of Goat Slaughtering By Regency*  
**Triwulan II Tahun 2017**

| Kabupaten/Kota<br><i>Regency/City</i> | Karkas/ <i>carcas</i>                            |  | Jeroan/ <i>innards</i>                           |  | Kulit basah/ <i>leather</i>                      |  |
|---------------------------------------|--|--|--|--|--|--|
|                                       | Rata - Rata Berat/<br><i>Average Weight (Kg)</i> | Rata - Rata Harga/<br><i>Average Price (Rp/kg)</i> | Rata - Rata Berat/<br><i>Average Weight (Kg)</i> | Rata - Rata Harga/<br><i>Average Price (Rp/kg)</i> | Rata - Rata Berat/<br><i>Average Weight (Kg)</i> | Rata - Rata Harga/<br><i>Average Price (Rp/kg)</i> |
| (1)                                   | (2)  | (3)  | (4)  | (5)  | (6)  | (7)  |
| Kulonprogo                            | 0,00   | 0  | 0,00   | 0  | 0,00   | 0  |
| Bantul                                | 17,00  | 60.000   | 4,00   | 35.000   | 3,00   | 25.000   |
| Gunungkidul                           | 0,00   | 0  | 0,00   | 0  | 0,00   | 0  |
| Sleman                                | 0,00   | 0  | 0,00   | 0  | 0,00   | 0  |
| Yogyakarta                            | 7,00   | 90.000   | 1,00   | 30.000   | 1,00   | 25.000   |
| <b>D.I.Yogyakarta</b>                 | <b>16,03</b>                                     | <b>61.278</b>                                      | <b>3,71</b>                                      | <b>34.869</b>                                      | <b>2,81</b>                                      | <b>25.000</b>                                      |

**Tabel : 26 Rata-Rata Berat Dan Harga Produksi Hasil Pemotongan Kambing Menurut Kabupaten**  
*Table Average Weight And Price Of Production Of Goat Slaughtering By Regency*  
**Triwulan II Tahun 2017**

Lanjutan

| Kabupaten/Kota<br><i>Regency/City</i> | Lainnya/ Others                                  |  |
|---------------------------------------|--|--|
|                                       | Rata - Rata Berat/ <i>Average Weight</i><br>(Kg) | Rata - Rata Harga/ <i>Average Price</i><br>(Rp/kg) |
| (1)                                   | (2)  | (3)  |
| Kulonprogo                            | 0,00   | 0  |
| Bantul                                | 4,00   | 35.000   |
| Gunungkidul                           | 0,00   | 0  |
| Sleman                                | 0,00   | 0  |
| Yogyakarta                            | 1,00   | 30.000   |
| <b>D.I.Yogyakarta</b>                 | <b>3,71</b>                                      | <b>34.869</b>                                      |

**Tabel : 27 Rata-Rata Berat Dan Harga Produksi Hasil Pemotongan Domba Menurut Kabupaten**  
*Table Average Weight And Price Of Production Of Sheep Slaughtering By Regency*  
**Triwulan II Tahun 2017**

| Kabupaten/Kota<br><i>Regency/City</i> | Karkas/ <i>carcas</i>                            |  | Jeroan/ <i>Innards</i>                           |  | Kulit basah/ <i>leather</i>                      |  |
|---------------------------------------|--|--|--|--|--|--|
|                                       | Rata - Rata Berat/<br><i>Average Weight (Kg)</i> | Rata - Rata Harga/<br><i>Average Price (Rp/kg)</i> | Rata - Rata Berat/<br><i>Average Weight (Kg)</i> | Rata - Rata Harga/<br><i>Average Price (Rp/kg)</i> | Rata - Rata Berat/<br><i>Average Weight (Kg)</i> | Rata - Rata Harga/<br><i>Average Price (Rp/kg)</i> |
| (1)                                   | (2)  | (3)  | (4)  | (5)  | (6)  | (7)  |
| Kulonprogo                            | 0,00   | 0  | 0,00   | 0  | 0,00   | 0  |
| Bantul                                | 15,00  | 60.000   | 3,00   | 35.000   | 3,00   | 25.000   |
| Gunungkidul                           | 0,00   | 0  | 0,00   | 0  | 0,00   | 0  |
| Sleman                                | 0,00   | 0  | 0,00   | 0  | 0,00   | 0  |
| Yogyakarta                            | 9,00   | 90.000   | 2,00   | 30.000   | 1,00   | 25.000   |
| <b>D.I.Yogyakarta</b>                 | <b>14,55</b>                                     | <b>61.394</b>                                      | <b>2,92</b>                                      | <b>34.743</b>                                      | <b>2,85</b>                                      | <b>25.000</b>                                      |

**Tabel : 27 Rata-Rata Berat Dan Harga Produksi Hasil Pemotongan Domba Menurut Kabupaten**  
*Table Average Weight And Price Of Production Of Sheep Slaughtering By Regency*  
**Triwulan II Tahun 2017**

Lanjutan

| Kabupaten/Kota<br><i>Regency/City</i> | Lainnya/ <i>Others</i>                           |  |
|---------------------------------------|--|--|
|                                       | Rata - Rata Berat/ <i>Average Weight</i><br>(Kg) | Rata - Rata Harga/ <i>Average Price</i><br>(Rp/kg) |
| (1)                                   | (2)  | (3)  |
| Kulonprogo                            | 0,00   | 0  |
| Bantul                                | 3,00   | 35.000   |
| Gunungkidul                           | 0,00   | 0  |
| Sleman                                | 0,00   | 0  |
| Yogyakarta                            | 2,00   | 30.000   |
| <b>D.I.Yogyakarta</b>                 | <b>2,92</b>                                      | <b>34.743</b>                                      |

**Tabel : 28 Rata-Rata Berat Dan Harga Produksi Hasil Pemotongan Sapi Menurut Kabupaten**  
*Table Average Weight And Price Of Production Of Cattle Slaughtering By Regency*  
**Triwulan III Tahun 2017**

| Kabupaten/Kota<br><i>Regency/City</i> | Karkas/ <i>carcas</i>                                   |   | Jeroan/ <i>innards</i>                                  |  | Kulit basah/ <i>leather</i>                             |  |
|---------------------------------------|---|---|---|--|---|--|
|                                       | Rata - Rata<br>Berat/<br><i>Average<br/>Weight (Kg)</i> | Rata - Rata<br>Harga/<br><i>Average<br/>Price<br/>(Rp/kg)</i> | Rata - Rata<br>Berat/<br><i>Average<br/>Weight (Kg)</i> | Rata -<br>Rata<br>Harga/<br><i>Average<br/>Price<br/>(Rp/kg)</i> | Rata - Rata<br>Berat/<br><i>Average<br/>Weight (Kg)</i> | Rata -<br>Rata<br>Harga/<br><i>Average<br/>Price<br/>(Rp/kg)</i> |
| (1)                                   | (2)   | (3)   | (4)   | (5)  | (6)   | (7)  |
| <b>Kulonprogo</b>                     | 199,46  | 87.000  | 30,38   | 35.000   | 31,62   | 12.000   |
| <b>Bantul</b>                         | 149,00  | 80.000  | 35,00   | 60.000   | 22,00   | 30.000   |
| <b>Gunungkidul</b>                    | 192,00  | 63.000  | 38,00   | 46.000   | 34,00   | 14.000   |
| <b>Sleman</b>                         | 230,00  | 80.000  | 50,00   | 65.000   | 30,00   | 20.000   |
| <b>Yogyakarta</b>                     | 163,24  | 86.000  | 25,02   | 37.000   | 22,51   | 13.000   |
| <b>D.I.Yogyakarta</b>                 | <b>166,34</b>   | <b>82.430</b>   | <b>32,14</b>  | <b>52.126</b>  | <b>23,45</b>  | <b>20.290</b>  |

**Tabel : 28 Rata-Rata Berat Dan Harga Produksi Hasil Pematongan Sapi Menurut Kabupaten**  
*Table Average Weight And Price Of Production Of Cattle Slaughtering By Regency*  
**Triwulan III Tahun 2017**

Lanjutan

| Kabupaten/Kota<br><i>Regency/City</i> | Lainnya/ Others                                  |  |
|---------------------------------------|--|--|
|                                       | Rata - Rata Berat/ <i>Average Weight</i><br>(Kg) | Rata - Rata Harga/ <i>Average Price</i><br>(Rp/kg) |
| (1)                                   | (2)  | (3)  |
| Kulonprogo                            | 28,08  | 5.000  |
| Bantul                                | 25,00  | 55.000   |
| Gunungkidul                           | 31,00  | 6.000  |
| Sleman                                | 55,00  | 50.000   |
| Yogyakarta                            | 32,51  | 40.000   |
| <b>D.I.Yogyakarta</b>                 | <b>32,23</b>                                     | <b>45.833</b>                                      |

**Tabel : 29 Rata-Rata Berat Dan Harga Produksi Hasil Pemotongan Kuda Menurut Kabupaten**  
*Table Average Weight And Price Of Production Of Horse Slaughtering By Regency*  
**Triwulan III Tahun 2017**

| Kabupaten/Kota<br><i>Regency/City</i> | Karkas/ <i>carcas</i>                                  |  | Jeroan/ <i>innards</i>                                 |  | Kulit basah/ <i>leather</i>                            |  |
|---------------------------------------|--|--|--|--|--|--|
|                                       | Rata - Rata<br>Berat/<br><i>Average</i><br>Weight (Kg) | Rata -<br>Rata<br>Harga/<br><i>Average</i><br>Price<br>(Rp/kg) | Rata - Rata<br>Berat/<br><i>Average</i><br>Weight (Kg) | Rata -<br>Rata<br>Harga/<br><i>Average</i><br>Price<br>(Rp/kg) | Rata - Rata<br>Berat/<br><i>Average</i><br>Weight (Kg) | Rata -<br>Rata<br>Harga/<br><i>Average</i><br>Price<br>(Rp/kg) |
| (1)                                   | (2)  | (3)  | (4)  | (5)  | (6)  | (7)  |
| Kulonprogo                            | 0  | 0  | 0  | 0  | 0  | 0  |
| Bantul                                | 0  | 0  | 0  | 0  | 0  | 0  |
| Gunungkidul                           | 0  | 0  | 0  | 0  | 0  | 0  |
| Sleman                                | 0  | 0  | 0  | 0  | 0  | 0  |
| Yogyakarta                            | 0  | 0  | 0  | 0  | 0  | 0  |
| D.I.Yogyakarta                        | 0  | 0  | 0  | 0  | 0  | 0  |



**Tabel : 29 Rata-Rata Berat Dan Harga Produksi Hasil Pematongan Kuda Menurut Kabupaten**  
*Table Average Weight And Price Of Production Of Horse Slaughtering By Regency*  
**Triwulan III Tahun 2017**

Lanjutan

| Kabupaten/Kota<br><i>Regency/City</i> | Lainnya/ Others                                  |  |
|---------------------------------------|--|--|
|                                       | Rata - Rata Berat/ <i>Average Weight</i><br>(Kg) | Rata - Rata Harga/ <i>Average Price</i><br>(Rp/kg) |
| (1)                                   | (2)  | (3)  |
| Kulonprogo                            | 0,00   | 0  |
| Bantul                                | 0,00   | 0  |
| Gunungkidul                           | 0,00   | 0  |
| Sleman                                | 0,00   | 0  |
| Yogyakarta                            | 0,00   | 0  |
| D.I.Yogyakarta                        | 0,00   | 0  |

**Tabel : 30 Rata-Rata Berat Dan Harga Produksi Hasil Pemotongan Kambing Menurut Kabupaten**  
*Table Average Weight And Price Of Production Of Goat Slaughtering By Regency*  
**Triwulan III Tahun 2017**

| Kabupaten/Kota<br><i>Regency/City</i> | Karkas/ <i>carcas</i>                                   |  | Jeroan/ <i>innards</i>                                  |  | Kulit basah/ <i>leather</i>                             |  |
|---------------------------------------|---|--|---|--|---|--|
|                                       | Rata - Rata<br>Berat/<br><i>Average<br/>Weight (Kg)</i> | Rata -<br>Rata<br>Harga/<br><i>Average<br/>Price<br/>(Rp/kg)</i> | Rata - Rata<br>Berat/<br><i>Average<br/>Weight (Kg)</i> | Rata -<br>Rata<br>Harga/<br><i>Average<br/>Price<br/>(Rp/kg)</i> | Rata - Rata<br>Berat/<br><i>Average<br/>Weight (Kg)</i> | Rata -<br>Rata<br>Harga/<br><i>Average<br/>Price<br/>(Rp/kg)</i> |
| (1)                                   | (2)   | (3)  | (4)   | (5)  | (6)   | (7)  |
| Kulonprogo                            | 0,00  | 0  | 0,00  | 0  | 0,00  | 0  |
| Bantul                                | 21,00   | 60.000   | 4,00  | 40.000   | 4,00  | 25.000   |
| Gunungkidul                           | 0,00  | 0  | 0,00  | 0  | 0,00  | 0  |
| Sleman                                | 0,00  | 0  | 0,00  | 0  | 0,00  | 0  |
| Yogyakarta                            | 7,00  | 88.000   | 1,00  | 32.000   | 1,00  | 25.000   |
| <b>D.I.Yogyakarta</b>                 | <b>19,95</b>  | <b>60.735</b>  | <b>3,78</b>   | <b>39.841</b>  | <b>3,78</b>   | <b>25.000</b>  |

**Tabel : 30 Rata-Rata Berat Dan Harga Produksi Hasil Pematangan Kambing Menurut Kabupaten**  
*Table Average Weight And Price Of Production Of Goat Slaughtering By Regency*  
**Triwulan III Tahun 2017**

Lanjutan

| Kabupaten/Kota<br><i>Regency/City</i> | Lainnya/ Others                                  |  |
|---------------------------------------|--|--|
|                                       | Rata - Rata Berat/ <i>Average Weight</i><br>(Kg) | Rata - Rata Harga/ <i>Average Price</i><br>(Rp/kg) |
| (1)                                   | (2)  | (3)  |
| Kulonprogo                            | 0,00   | 0  |
| Bantul                                | 3,00   | 35.000   |
| Gunungkidul                           | 0,00   | 0  |
| Sleman                                | 0,00   | 0  |
| Yogyakarta                            | 1,00   | 30.000   |
| <b>D.I.Yogyakarta</b>                 | <b>2,85</b>                                      | <b>34.869</b>                                      |

**Tabel : 31 Rata-Rata Berat Dan Harga Produksi Hasil Pemotongan Domba Menurut Kabupaten**  
*Table Average Weight And Price Of Production Of Sheep Slaughtering By Regency*  
**Triwulan III Tahun 2017**

| Kabupaten/Kota<br><i>Regency/City</i> | Karkas/ <i>carcas</i>                                   |  | Jeroan/ <i>innards</i>                                  |   | Kulit basah/ <i>leather</i>                             |  |
|---------------------------------------|---|--|---|---|---|--|
|                                       | Rata - Rata<br>Berat/<br><i>Average<br/>Weight (Kg)</i> | Rata -<br>Rata<br>Harga/<br><i>Average<br/>Price<br/>(Rp/kg)</i> | Rata - Rata<br>Berat/<br><i>Average<br/>Weight (Kg)</i> | Rata - Rata<br>Harga/<br><i>Average<br/>Price<br/>(Rp/kg)</i> | Rata - Rata<br>Berat/<br><i>Average<br/>Weight (Kg)</i> | Rata -<br>Rata<br>Harga/<br><i>Average<br/>Price<br/>(Rp/kg)</i> |
| (1)                                   | (2)   | (3)  | (4)   | (5)   | (6)   | (7)  |
| Kulonprogo                            | 0.00  | 0  | 0.00  | 0   | 0.00  | 0  |
| Bantul                                | 23.00   | 60,000   | 5.00  | 40,000  | 4.00  | 25,000   |
| Gunungkidul                           | 0.00  | 0  | 0.00  | 0   | 0.00  | 0  |
| Sleman                                | 0.00  | 0  | 0.00  | 0   | 0.00  | 0  |
| Yogyakarta                            | 8.00  | 88,000   | 2.00  | 32,000  | 1.00  | 25,000   |
| <b>D.I.Yogyakarta</b>                 | <b>22.13</b>  | <b>60,586</b>  | <b>4.83</b>   | <b>39,808</b>   | <b>3.83</b>   | <b>25,000</b>  |

**Tabel : 31 Rata-Rata Berat Dan Harga Produksi Hasil Pemotongan Domba Menurut Kabupaten**  
*Table Average Weight And Price Of Production Of Sheep Slaughtering By Regency*  
**Triwulan III Tahun 2017**

Lanjutan

| Kabupaten/Kota <i>Regency/City</i> | Lainnya/ <i>Others</i>                           |  |
|------------------------------------|--|--|
|                                    | Rata - Rata Berat/ <i>Average Weight</i><br>(Kg) | Rata - Rata Harga/ <i>Average Price</i><br>(Rp/kg) |
| (1)                                | (2)  | (3)  |
| Kulonprogo                         | 0,00   | 0  |
| Bantul                             | 4,00   | 35.000   |
| Gunungkidul                        | 0,00   | 0  |
| Sleman                             | 0,00   | 0  |
| Yogyakarta                         | 1,00   | 30.000   |
| D.I.Yogyakarta                     | <b>3,83</b>                                      | <b>34.924</b>                                      |

**Tabel : 32 Rata-Rata Berat Dan Harga Produksi Hasil Pemotongan Sapi Menurut Kabupaten**  
*Table Average Weight And Price Of Production Of Cattle Slaughtering By Regency*  
**Triwulan IV Tahun 2017**

| Kabupaten/Kota<br><i>Regency/City</i> | Karkas/ <i>carcas</i>                            |  | Jeroan/ <i>innards</i>                           |  | Kulit basah/ <i>leather</i>                      |  |
|---------------------------------------|--|--|--|--|--|--|
|                                       | Rata - Rata Berat/<br><i>Average Weight (Kg)</i> | Rata - Rata Harga/<br><i>Average Price (Rp/kg)</i> | Rata - Rata Berat/<br><i>Average Weight (Kg)</i> | Rata - Rata Harga/<br><i>Average Price (Rp/kg)</i> | Rata - Rata Berat/<br><i>Average Weight (Kg)</i> | Rata - Rata Harga/<br><i>Average Price (Rp/kg)</i> |
| (1)                                   | (2)  | (3)  | (4)  | (5)  | (6)  | (7)  |
| <b>Kulonprogo</b>                     | 190,00   | 87.000   | 29,00  | 35.000   | 33,00  | 10.500   |
| <b>Bantul</b>                         | 149,00   | 89.000   | 30,00  | 50.000   | 20,00  | 30.000   |
| <b>Gunungkidul</b>                    | 216,00   | 50.000   | 33,00  | 45.000   | 31,00  | 13.000   |
| <b>Sleman</b>                         | 200,00   | 85.000   | 45,00  | 70.000   | 25,00  | 25.000   |
| <b>Yogyakarta</b>                     | 143,00   | 86.000   | 22,00  | 35.000   | 19,00  | 13.000   |
| <b>D.I.Yogyakarta</b>                 | <b>155,55</b>                                    | <b>85.549</b>                                      | <b>28,44</b>                                     | <b>48.977</b>                                      | <b>20,57</b>                                     | <b>20.696</b>                                      |

**Tabel : 32 Rata-Rata Berat Dan Harga Produksi Hasil Pematongan Sapi Menurut Kabupaten**  
*Table Average Weight And Price Of Production Of Cattle Slaughtering By Regency*  
**Triwulan IV Tahun 2017**

Lanjutan

| Kabupaten/Kota <i>Regency/City</i> | Lainnya/ <i>Others</i>                           |  |
|------------------------------------|--|--|
|                                    | Rata - Rata Berat/ <i>Average Weight</i><br>(Kg) | Rata - Rata Harga/ <i>Average Price</i><br>(Rp/kg) |
| (1)                                | (2)  | (3)  |
| Kulonprogo                         | 27,00  | 5.000  |
| Bantul                             | 35,00  | 50.000   |
| Gunungkidul                        | 31,00  | 6.000  |
| Sleman                             | 48,00  | 50.000   |
| Yogyakarta                         | 30,00  | 40.000   |
| <b>D.I.Yogyakarta</b>              | <b>34,42</b>                                     | <b>44.702</b>                                      |

**Tabel : 33 Rata-Rata Berat Dan Harga Produksi Hasil Pematongan Kuda Menurut Kabupaten**  
*Table Average Weight And Price Of Production Of Horse Slaughtering By Regency*  
**Triwulan IV Tahun 2017**

| Kabupaten/Kota<br><i>Regency/City</i> | Karkas/ <i>carcas</i>                                   |   | Jeroan/ <i>innards</i>                                  |  | Kulit basah/ <i>leather</i>                             |  |
|---------------------------------------|---|---|---|--|---|--|
|                                       | Rata - Rata<br>Berat/<br><i>Average<br/>Weight (Kg)</i> | Rata - Rata<br>Harga/<br><i>Average<br/>Price<br/>(Rp/kg)</i> | Rata - Rata<br>Berat/<br><i>Average<br/>Weight (Kg)</i> | Rata -<br>Rata<br>Harga/<br><i>Average<br/>Price<br/>(Rp/kg)</i> | Rata - Rata<br>Berat/<br><i>Average<br/>Weight (Kg)</i> | Rata -<br>Rata<br>Harga/<br><i>Average<br/>Price<br/>(Rp/kg)</i> |
| (1)                                   | (2)   | (3)   | (4)   | (5)  | (6)   | (7)  |
| Kulonprogo                            | 0   | 0   | 0   | 0  | 0   | 0  |
| Bantul                                | 0   | 0   | 0   | 0  | 0   | 0  |
| Gunungkidul                           | 0   | 0   | 0   | 0  | 0   | 0  |
| Sleman                                | 0   | 0   | 0   | 0  | 0   | 0  |
| Yogyakarta                            | 0   | 0   | 0   | 0  | 0   | 0  |
| D.I.Yogyakarta                        | 0   | 0   | 0   | 0  | 0   | 0  |



**Tabel : 33 Rata-Rata Berat Dan Harga Produksi Hasil Pemotongan Kuda Menurut Kabupaten**  
*Table Average Weight And Price Of Production Of Horse Slaughtering By Regency*  
**Triwulan IV Tahun 2017**

Lanjutan

| Kabupaten/Kota<br><i>Regency/City</i> | Lainnya/ Others                                  |  |
|---------------------------------------|--|--|
|                                       | Rata - Rata Berat/ <i>Average Weight</i><br>(Kg) | Rata - Rata Harga/ <i>Average Price</i><br>(Rp/kg) |
| (1)                                   | (2)  | (3)  |
| Kulonprogo                            | 0  | 0  |
| Bantul                                | 0  | 0  |
| Gunungkidul                           | 0  | 0  |
| Sleman                                | 0  | 0  |
| Yogyakarta                            | 0  | 0  |
| D.I.Yogyakarta                        | 0  | 0  |

**Tabel : 34 Rata-Rata Berat Dan Harga Produksi Hasil Pemotongan Kambing Menurut Kabupaten**  
*Table Average Weight And Price Of Production Of Goat Slaughtering By Regency*  
**Triwulan IV Tahun 2017**

| Kabupaten/Kota<br><i>Regency/City</i> | Karkas/ <i>carcas</i>                            |  | Jeroan/ <i>innards</i>                           |  | Kulit basah/ <i>leather</i>                      |  |
|---------------------------------------|--|--|--|--|--|--|
|                                       | Rata - Rata Berat/<br><i>Average Weight (Kg)</i> | Rata - Rata Harga/<br><i>Average Price (Rp/kg)</i> | Rata - Rata Berat/<br><i>Average Weight (Kg)</i> | Rata - Rata Harga/<br><i>Average Price (Rp/kg)</i> | Rata - Rata Berat/<br><i>Average Weight (Kg)</i> | Rata - Rata Harga/<br><i>Average Price (Rp/kg)</i> |
| (1)                                   | (2)  | (3)  | (4)  | (5)  | (6)  | (7)  |
| Kulonprogo                            | 0,00   | 0  | 0,00   | 0  | 0,00   | 0  |
| Bantul                                | 23,00  | 60.000   | 6,00   | 35.000   | 4,00   | 25.000   |
| Gunungkidul                           | 0,00   | 0  | 0,00   | 0  | 0,00   | 0  |
| Sleman                                | 0,00   | 0  | 0,00   | 0  | 0,00   | 0  |
| Yogyakarta                            | 7,00   | 86.000   | 1,00   | 30.000   | 1,00   | 25.000   |
| D.I.Yogyakarta                        | <b>21,41</b>                                     | <b>60.845</b>                                      | <b>5,50</b>                                      | <b>34.910</b>                                      | <b>3,70</b>                                      | <b>25.000</b>                                      |

**Tabel : 34 Rata-Rata Berat Dan Harga Produksi Hasil Pemotongan Kambing Menurut Kabupaten**  
*Table Average Weight And Price Of Production Of Goat Slaughtering By Regency*  
**Triwulan IV Tahun 2017**

Lanjutan

| Kabupaten/Kota <i>Regency/City</i> | Lainnya/ <i>Others</i>                           |  |
|------------------------------------|--|--|
|                                    | Rata - Rata Berat/ <i>Average Weight</i><br>(Kg) | Rata - Rata Harga/ <i>Average Price</i><br>(Rp/kg) |
| (1)                                | (2)  | (3)  |
| Kulonprogo                         | 0,00   | 0  |
| Bantul                             | 5,00   | 35.000   |
| Gunungkidul                        | 0,00   | 0  |
| Sleman                             | 0,00   | 0  |
| Yogyakarta                         | 1,00   | 30.000   |
| <b>D.I.Yogyakarta</b>              | <b>4,60</b>                                      | <b>34.892</b>                                      |

**Tabel : 35 Rata-Rata Berat Dan Harga Produksi Hasil Pemotongan Domba Menurut Kabupaten**  
*Table Average Weight And Price Of Production Of Sheep Slaughtering By Regency*  
**Triwulan IV Tahun 2017**

| Kabupaten/Kota<br><i>Regency/City</i> | Karkas/ <i>carcas</i>                            |  | Jeroan/ <i>innards</i>                           |  | Kulit basah/ <i>leather</i>                      |  |
|---------------------------------------|--|--|--|--|--|--|
|                                       | Rata - Rata Berat/<br><i>Average Weight (Kg)</i> | Rata - Rata Harga/<br><i>Average Price (Rp/kg)</i> | Rata - Rata Berat/<br><i>Average Weight (Kg)</i> | Rata - Rata Harga/<br><i>Average Price (Rp/kg)</i> | Rata - Rata Berat/<br><i>Average Weight (Kg)</i> | Rata - Rata Harga/<br><i>Average Price (Rp/kg)</i> |
| (1)                                   | (2)  | (3)  | (4)  | (5)  | (6)  | (7)  |
| Kulonprogo                            | 0,00   | 0  | 0,00   | 0  | 0,00   | 0  |
| Bantul                                | 25,00  | 60.000   | 6,00   | 35.000   | 4,00   | 25.000   |
| Gunungkidul                           | 0,00   | 0  | 0,00   | 0  | 0,00   | 0  |
| Sleman                                | 0,00   | 0  | 0,00   | 0  | 0,00   | 0  |
| Yogyakarta                            | 7,00   | 86.000   | 1,00   | 30.000   | 1,00   | 25.000   |
| <b>D.I.Yogyakarta</b>                 | <b>23,65</b>                                     | <b>60.579</b>                                      | <b>5,62</b>                                      | <b>34.933</b>                                      | <b>3,77</b>                                      | <b>25.000</b>                                      |

**Tabel : 35 Rata-Rata Berat Dan Harga Produksi Hasil Pemotongan Domba Menurut Kabupaten**  
*Table Average Weight And Price Of Production Of Sheep Slaughtering By Regency*  
**Triwulan IV Tahun 2017**

Lanjutan

| Kabupaten/Kota<br><i>Regency/City</i> | Lainnya/ <i>Others</i>                           |  |
|---------------------------------------|--|--|
|                                       | Rata - Rata Berat/ <i>Average Weight</i><br>(Kg) | Rata - Rata Harga/ <i>Average Price</i><br>(Rp/kg) |
| (1)                                   | (2)  | (3)  |
| Kulonprogo                            | 0,00   | 0  |
| Bantul                                | 5,00   | 35.000   |
| Gunungkidul                           | 0,00   | 0  |
| Sleman                                | 0,00   | 0  |
| Yogyakarta                            | 1,00   | 30.000   |
| <b>D.I.Yogyakarta</b>                 | <b>4,70</b>                                      | <b>34.920</b>                                      |

**Tabel : 36 Rata-Rata Berat Dan Harga Produksi Hasil Pemotongan Sapi Menurut Kabupaten**  
*Table Average Weight And Price Of Production Of Cattle Slaughtering By Regency*  
**2017**

| Kabupaten/Kota<br><i>Regency/City</i> | Karkas/ <i>carcas</i>                                   |  | Jeroan/ <i>innards</i>                                  |   | Kulit basah/ <i>leather</i>                             |  |
|---------------------------------------|---|--|---|---|---|--|
|                                       | Rata - Rata<br>Berat/<br><i>Average<br/>Weight (Kg)</i> | Rata -<br>Rata<br>Harga/<br><i>Average<br/>Price<br/>(Rp/kg)</i> | Rata - Rata<br>Berat/<br><i>Average<br/>Weight (Kg)</i> | Rata - Rata<br>Harga/<br><i>Average<br/>Price<br/>(Rp/kg)</i> | Rata - Rata<br>Berat/<br><i>Average<br/>Weight (Kg)</i> | Rata -<br>Rata<br>Harga/<br><i>Average<br/>Price<br/>(Rp/kg)</i> |
| (1)                                   | (2)   | (3)  | (4)   | (5)   | (6)   | (7)  |
| Kulonprogo                            | 191,63  | 84.960   | 33,02   | 32.134  | 29,57   | 11.005   |
| Bantul                                | 149,52  | 84.472   | 31,36   | 53.029  | 20,54   | 30.000   |
| Gunungkidul                           | 204,77  | 60.263   | 33,50   | 45.271  | 29,29   | 14.343   |
| Sleman                                | 224,62  | 80.977   | 48,94   | 55.508  | 29,91   | 18.315   |
| Yogyakarta                            | 158,01  | 86.403   | 24,61   | 36.094  | 21,18   | 13.000   |
| D.I.Yogyakarta                        | 165,03  | 84.073   | 30,67   | 46.980  | 22,33   | 19.835   |

**Tabel : 36 Rata-Rata Berat Dan Harga Produksi Hasil Pematongan Sapi Menurut Kabupaten**  
*Table Average Weight And Price Of Production Of Cattle Slaughtering By Regency*  
**2017**

Lanjutan

| Kabupaten/Kota <i>Regency/City</i> | Lainnya/ <i>Others</i>                           |  |
|------------------------------------|--|--|
|                                    | Rata - Rata Berat/ <i>Average Weight</i><br>(Kg) | Rata - Rata Harga/ <i>Average Price</i><br>(Rp/kg) |
| (1)                                | (2)  | (3)  |
| Kulonprogo                         | 28,41  | 31.813   |
| Bantul                             | 32,81  | 51.034   |
| Gunungkidul                        | 30,77  | 6.353  |
| Sleman                             | 46,02  | 48.062   |
| Yogyakarta                         | 31,75  | 37.501   |
| D.I.Yogyakarta                     | <b>34,06</b>                                     | <b>43.725</b>                                      |

**Tabel : 37 Rata-Rata Berat Dan Harga Produksi Hasil Pemotongan Kuda Menurut Kabupaten**  
*Table Average Weight And Price Of Production Of Horse Slaughtering By Regency*  
**2017**

| Kabupaten/Kota<br><i>Regency/City</i> | Karkas/ <i>carcas</i>                                   |   | Jeroan/ <i>innards</i>                                  |   | Kulit basah/ <i>leather</i>                             |   |
|---------------------------------------|---|---|---|---|---|---|
|                                       | Rata - Rata<br>Berat/<br><i>Average<br/>Weight (Kg)</i> | Rata - Rata<br>Harga/<br><i>Average<br/>Price<br/>(Rp/kg)</i> | Rata - Rata<br>Berat/<br><i>Average<br/>Weight (Kg)</i> | Rata - Rata<br>Harga/<br><i>Average<br/>Price<br/>(Rp/kg)</i> | Rata - Rata<br>Berat/<br><i>Average<br/>Weight (Kg)</i> | Rata - Rata<br>Harga/<br><i>Average<br/>Price<br/>(Rp/kg)</i> |
| (1)                                   | (2)   | (3)   | (4)   | (5)   | (6)   | (7)   |
| Kulonprogo                            | 0,00  | 0   | 0,00  | 0   | 0,00  | 0   |
| Bantul                                | 75,00   | 55.000  | 17,00   | 35.000  | 15,00   | 15.000  |
| Gunungkidul                           | 0,00  | 0   | 0,00  | 0   | 0,00  | 0   |
| Sleman                                | 0,00  | 0   | 0,00  | 0   | 0,00  | 0   |
| Yogyakarta                            | 0,00  | 0   | 0,00  | 0   | 0,00  | 0   |
| <b>D.I.Yogyakarta</b>                 | <b>75,00</b>  | <b>55.000</b>   | <b>17,00</b>  | <b>35.000</b>   | <b>15,00</b>  | <b>15.000</b>   |



**Tabel : 37 Rata-Rata Berat Dan Harga Produksi Hasil Pematangan Kuda Menurut Kabupaten**  
*Table Average Weight And Price Of Production Of Horse Slaughtering By Regency*  
**2017**

Lanjutan

| Kabupaten/Kota <i>Regency/City</i> | Lainnya/ <i>Others</i>                           |  |
|------------------------------------|--|--|
|                                    | Rata - Rata Berat/ <i>Average Weight</i><br>(Kg) | Rata - Rata Harga/ <i>Average Price</i><br>(Rp/kg) |
| (1)                                | (2)  | (3)  |
| Kulonprogo                         | 0,00   | 0  |
| Bantul                             | 15,00  | 35.000   |
| Gunungkidul                        | 0,00   | 0  |
| Sleman                             | 0,00   | 0  |
| Yogyakarta                         | 0,00   | 0  |
| <b>D.I.Yogyakarta</b>              | <b>15,00</b>                                     | <b>35.000</b>                                      |

**Tabel : 38 Rata-Rata Berat Dan Harga Produksi Hasil Pematangan Kambing Menurut Kabupaten**  
*Table Average Weight And Price Of Production Of Goat Slaughtering By Regency*  
**2017**

| Kabupaten/Kota<br><i>Regency/City</i> | Karkas/ <i>carcas</i>                            |  | Jeroan/ <i>innards</i>                           |  | Kulit basah/ <i>leather</i>                      |  |
|---------------------------------------|--|--|--|--|--|--|
|                                       | Rata - Rata Berat/<br><i>Average Weight (Kg)</i> | Rata - Rata Harga/<br><i>Average Price (Rp/kg)</i> | Rata - Rata Berat/<br><i>Average Weight (Kg)</i> | Rata - Rata Harga/<br><i>Average Price (Rp/kg)</i> | Rata - Rata Berat/<br><i>Average Weight (Kg)</i> | Rata - Rata Harga/<br><i>Average Price (Rp/kg)</i> |
| (1)                                   | (2)  | (3)  | (4)  | (5)  | (6)  | (7)  |
| Kulonprogo                            | 0,00   | 0  | 0,00   | 0  | 0,00   | 0  |
| Bantul                                | 19,58  | 60.677   | 4,52   | 36.110   | 3,51   | 25.000   |
| Gunungkidul                           | 0,00   | 0  | 0,00   | 0  | 0,00   | 0  |
| Sleman                                | 10,00  | 70.000   | 2,00   | 30.000   | 2,00   | 12.000   |
| Yogyakarta                            | 7,53   | 88.544   | 1,26   | 30.322   | 1,00   | 21.061   |
| <b>D.I.Yogyakarta</b>                 | <b>18,32</b>                                     | <b>61.794</b>                                      | <b>4,19</b>                                      | <b>35.900</b>                                      | <b>3,26</b>                                      | <b>24.742</b>                                      |

**Tabel : 38 Rata-Rata Berat Dan Harga Produksi Hasil Pematongan Kambing Menurut Kabupaten**  
*Table Average Weight And Price Of Production Of Goat Slaughtering By Regency*  
**2017**

Lanjutan

| Kabupaten/Kota<br><i>Regency/City</i> | Lainnya/ Others                                  |  |
|---------------------------------------|--|--|
|                                       | Rata - Rata Berat/ <i>Average Weight</i><br>(Kg) | Rata - Rata Harga/ <i>Average Price</i><br>(Rp/kg) |
| (1)                                   | (2)  | (3)  |
| Kulonprogo                            | 0,00   | 0  |
| Bantul                                | 4,01   | 35.000   |
| Gunungkidul                           | 0,00   | 0  |
| Sleman                                | 2,00   | 20.000   |
| Yogyakarta                            | 1,26   | 30.000   |
| <b>D.I.Yogyakarta</b>                 | <b>3,73</b>                                      | <b>34.698</b>                                      |

**Tabel : 39 Rata-Rata Berat Dan Harga Produksi Hasil Pemotongan Domba Menurut Kabupaten**  
*Table Average Weight And Price Of Production Of Sheep Slaughtering By Regency*  
**2017**

| Kabupaten/Kota<br><i>Regency/City</i> | Karkas/ <i>carcas</i>                            |  | Jeroan/ <i>innards</i>                           |  | Kulit basah/ <i>leather</i>                      |  |
|---------------------------------------|--|--|--|--|--|--|
|                                       | Rata - Rata Berat/<br><i>Average Weight (Kg)</i> | Rata - Rata Harga/<br><i>Average Price (Rp/kg)</i> | Rata - Rata Berat/<br><i>Average Weight (Kg)</i> | Rata - Rata Harga/<br><i>Average Price (Rp/kg)</i> | Rata - Rata Berat/<br><i>Average Weight (Kg)</i> | Rata - Rata Harga/<br><i>Average Price (Rp/kg)</i> |
| (1)                                   | (2)  | (3)  | (4)  | (5)  | (6)  | (7)  |
| Kulonprogo                            | 0,00   | 0  | 0,00   | 0  | 0,00   | 0  |
| Bantul                                | 19,85  | 60.000   | 4,35   | 36.513   | 3,54   | 24.061   |
| Gunungkidul                           | 0,00   | 0  | 0,00   | 0  | 0,00   | 0  |
| Sleman                                | 13,00  | 70.000   | 2,00   | 30.000   | 2,00   | 12.000   |
| Yogyakarta                            | 8,24   | 88.658   | 1,72   | 30.470   | 1,00   | 21.574   |
| <b>D.I.Yogyakarta</b>                 | <b>18,85</b>                                     | <b>61.065</b>                                      | <b>4,11</b>                                      | <b>36.257</b>                                      | <b>3,32</b>                                      | <b>23.839</b>                                      |

**Tabel : 39 Rata-Rata Berat Dan Harga Produksi Hasil Pemotongan Domba Menurut Kabupaten**  
*Table Average Weight And Price Of Production Of Sheep Slaughtering By Regency*  
**2017**

Lanjutan

| Kabupaten/Kota<br><i>Regency/City</i> | Lainnya/ <i>Others</i>                           |  |
|---------------------------------------|--|--|
|                                       | Rata - Rata Berat/ <i>Average Weight</i><br>(Kg) | Rata - Rata Harga/ <i>Average Price</i><br>(Rp/kg) |
| (1)                                   | (2)  | (3)  |
| Kulonprogo                            | 0,00   | 0  |
| Bantul                                | 3,81   | 35.000   |
| Gunungkidul                           | 0,00   | 0  |
| Sleman                                | 3,00   | 20.000   |
| Yogyakarta                            | 1,52   | 30.000   |
| <b>D.I.Yogyakarta</b>                 | <b>3,63</b>                                      | <b>34.562</b>                                      |

# DATA

**MENCERDASKAN BANGSA**

<https://yogyakarta.bps.go.id>



**BADAN PUSAT STATISTIK  
PROVINSI DAERAH ISTIMEWA YOGYAKARTA**

Jl. Lingkar Selatan, Tamantirto, Kasihan, Bantul, Yogyakarta  
Telp.: (0274) 4342234, Faksimili: (0274) 4342230  
Homepage: <http://yogyakarta.bps.go.id> E-mail: [bps3400@bps.go.id](mailto:bps3400@bps.go.id)