

Buletin Statistik Perdagangan Luar Negeri
Foreign Trade Statistical Bulletin

EKSPOR /EXPORTS

ISSN : 0216 - 5775

No. Publikasi / *Publication Number* : 06110.0809

Katalog BPS / *BPS Catalogue*: 8202002

Ukuran Buku / *Book Size* : 21 Cm X 29 Cm

Jumlah Halaman / *Total Pages* : 136 Halaman / *Pages*

Naskah / *Manuscript* :

Bagian Statistik Ekspor

Export Statistics Division

Gambar Kulit / *Cover Design* :

Bagian Statistik Ekspor

Export Statistics Division

Diterbitkan oleh / *Published by* :

Badan Pusat Statistik, Jakarta - Indonesia

CBS, Indonesia

Dicetak oleh / *Printed by* :

CV Rioma

Boleh dikutip dengan menyebut sumbernya

May be cited with reference to the source

<https://www.bps.go.id>

KATA PENGANTAR

Buletin Statistik Perdagangan Luar Negeri Ekspor yang diterbitkan secara bulanan memuat data ekspor menurut sektor, Perkembangan ekspor komoditi pertanian, Perkembangan ekspor komoditi industri, Perkembangan ekspor komoditi pertambangan dan Perkembangan ekspor Indonesia menurut komoditi dan negara tujuan secara kumulatif dari Januari sampai bulan berjalan.

Buletin ini juga menyajikan ulasan singkat tentang perbandingan, pertumbuhan dan peranan serta data pokok yang cukup menonjol atau yang mengalami perubahan yang signifikan. Diharapkan dengan adanya informasi semacam ini, para pengguna data ekspor dapat melihat dan mengikuti perkembangan ekspor secara garis besar.

Kepada para pengguna data, saran dan kritik yang bersifat konstruktif demi penyempurnaan publikasi ini, sangat diharapkan. Dengan demikian usaha BPS untuk meningkatkan pelayanan dan pemasyarakatan statistik (khususnya data Statistik Ekspor) dapat dilaksanakan secara baik dan berkesinambungan.

Jakarta, Agustus 2008

BADAN PUSAT STATISTIK
KEPALA,

DR. Rusman Heriawan

NIP. 340003999

ISI / CONTENT

Halaman / Page

Kata Pengantar / <i>Preface</i>	iii
Isi / <i>Content</i>	iv
Ringkasan / <i>Highlight</i>	v - xiv

Jilid / Volume

Tabel 1. Ringkasan Perkembangan Ekspor Indonesia	1
Tabel 2. Perkembangan Ekspor Komoditi Pertanian	1
Tabel 3. Perkembangan Ekspor Komoditi Industri	2
Tabel 4. Perkembangan Ekspor Komoditi Pertambangan	4
Tabel 5. Perkembangan Ekspor Indonesia Menurut Komoditi dan Negara Tujuan	5

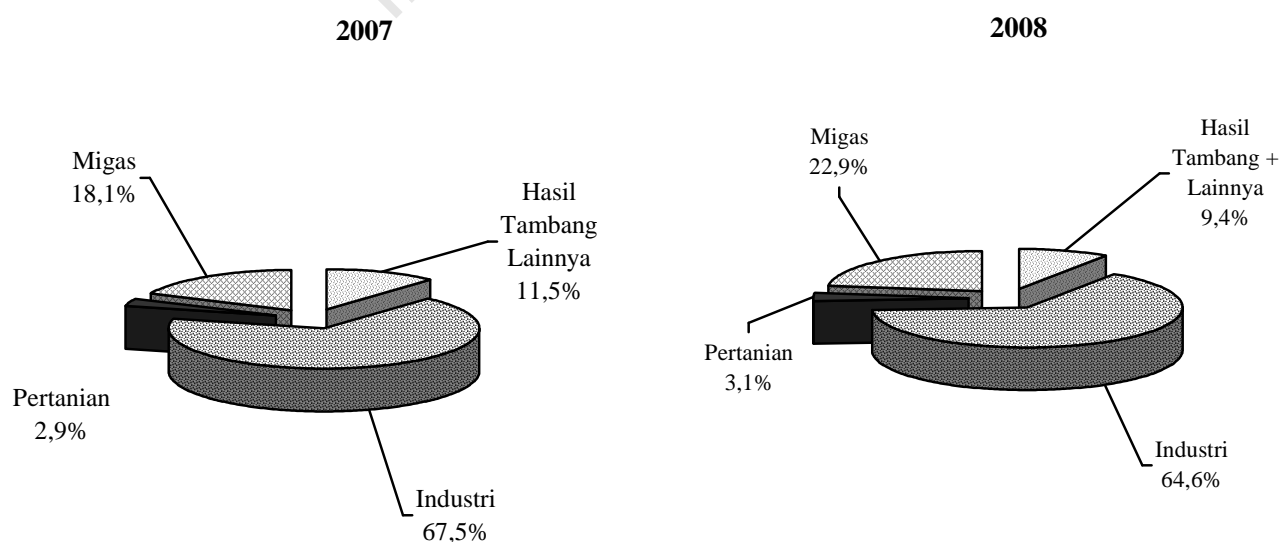
RINGKASAN

Ekspor Indonesia pada periode Januari - Juni 2008 mencapai nilai US\$ 70 396,4 juta dengan volume 184 330,8 ribu ton, yang terdiri dari US\$ 16 093,8 juta hasil ekspor minyak dan gas bumi dan US\$ 54 302,6 juta hasil ekspor komoditi non migas.

Dibandingkan periode yang sama tahun 2007, nilai ekspor naik US\$ 16 536,5 juta, karena adanya kenaikan ekspor non migas senilai US\$ 10 162,3 juta, dan dari kelompok migas juga mengalami kenaikan sebesar US\$ 6 374,2 juta atau naik 65,58

persen dibanding periode yang sama tahun sebelumnya. Dengan demikian, diperlihatkan bahwa penerimaan dari sektor migas masih bisa diharapkan, karena perkembangan harga di pasaran internasional menunjukkan perkembangan yang fluktuatif. Bulan Juni 2008 harga minyak mentah Indonesia US\$ 132,36 per barelnya, naik sebesar US\$ 63,22 per barel dibandingkan bulan Juni 2007.

Grafik 1 : PERBANDINGAN NILAI EKSPOR INDONESIA PADA JANUARI-JUNI 2007 & 2008

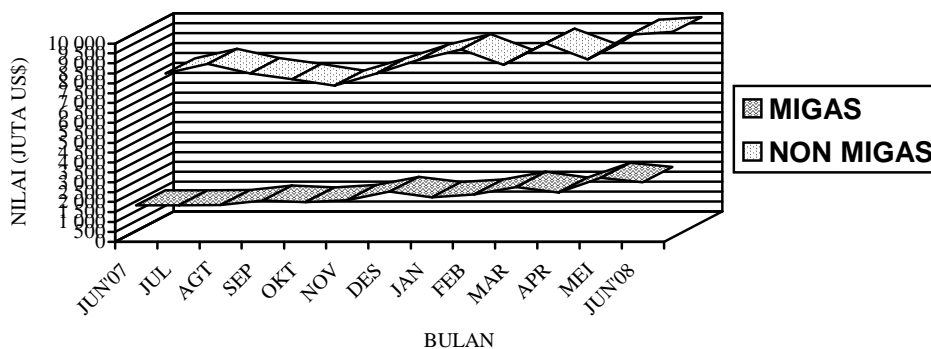


Pada Grafik 1 ditampilkan perbandingan nilai ekspor selama Periode Januari - Juni 2007 dan 2008. Sedangkan trend perkembangannya dari bulan Juni 2007 sampai dengan Juni 2008 disajikan pada Grafik 2, 3, dan 4. Nilai ekspor kelompok migas pada Januari - Juni 2007 senilai US\$ 9 719,6 juta yang terdiri dari minyak mentah, hasil minyak dan gas masing-masing senilai US\$ 4 068,9 juta, US\$ 1 325,2 juta, dan US\$ 4 325,5 juta. Sedangkan pada Januari - Juni 2008 nilai untuk kelompok migas masing-masing

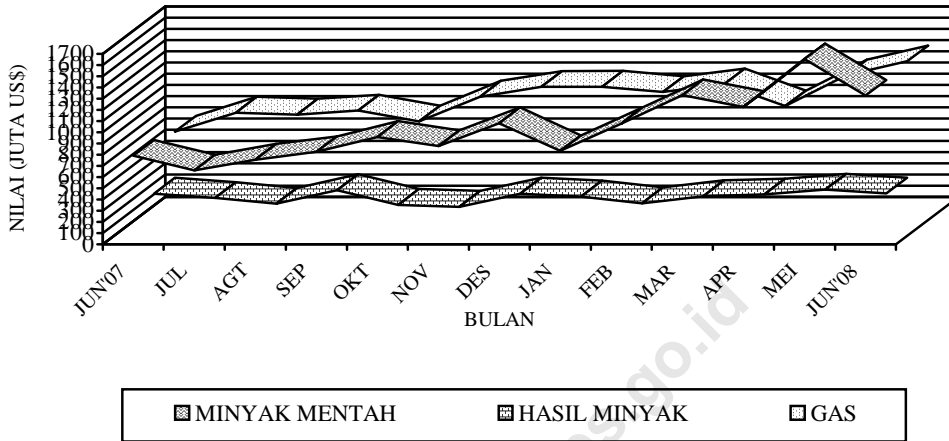
sebesar US\$ 7 448,5 juta, US\$ 1 765,9 juta dan US\$ 6 879,4 juta.

Nilai ekspor untuk kelompok non migas yang terdiri dari hasil pertanian, industri serta hasil tambang dan lainnya pada bulan Januari - Juni 2007 masing-masing US\$ 1 579,1 juta, US\$ 36 345,1 juta, dan US\$ 6 216,0 juta. Sementara itu pada periode Januari - Juni 2008 masing-masing mencapai US\$ 2 199,2 juta, US\$ 45 475,6 juta, dan US\$ 6 627,8 juta.

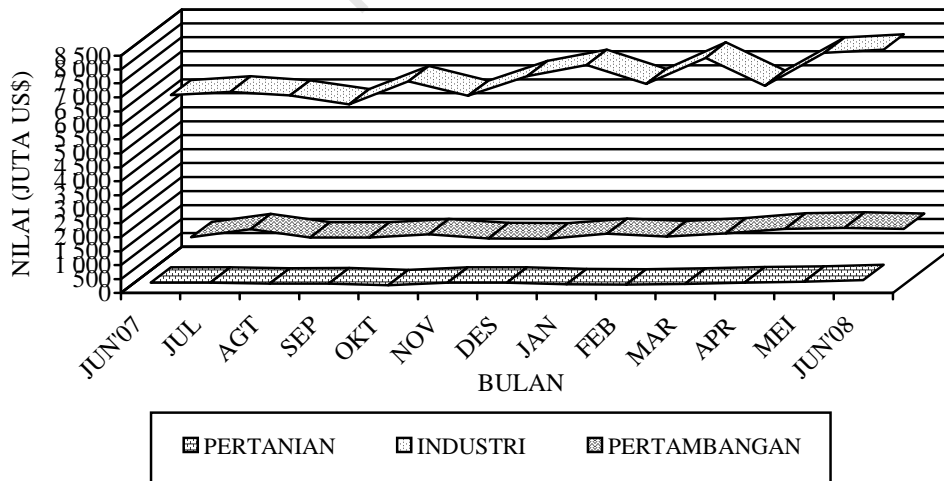
Grafik 2 : PERKEMBANGAN NILAI EKSPOR MIGAS DAN NON MIGAS SELAMA JUNI 2007 SAMPAI DENGAN JUNI 2008



**Grafik 3 : PERKEMBANGAN NILAI EKSPOR KOMODITI MIGAS
SELAMA JUNI 2007 SAMPAI DENGAN JUNI 2008**



**Grafik 4 : PERKEMBANGAN NILAI EKSPOR KOMODITI NON MIGAS
SELAMA JUNI 2007 SAMPAI DENGAN JUNI 2008**



**Tabel A. RINGKASAN EKSPOR NON MIGAS INDONESIA
(JUTA US\$)**

Tahun dan Bulan	Hasil sektor pertanian	Hasil sektor industri	Hasil sektor tambang	Total
[1]	[2]	[3]	[4]	[6]
2006				
Mei	274,9	5 363,9	941,6	6 580,4
Juni	316,1	5 512,1	843,0	6 671,2
Juli	344,1	5 679,8	757,9	6 781,8
Agustus	338,3	5 773,3	947,2	7 058,8
September	290,6	5 881,5	1 070,8	7 242,8
Oktober	263,0	5 699,5	1 157,1	7 119,6
November	280,9	5 589,6	1 297,2	7 167,7
Desember	288,4	6 069,5	1 366,1	7 715,0
2007				
Januari	235,8	5 370,6	1 194,9	6 801,3
Pebruari	247,7	5 631,7	846,7	6 726,1
Maret	256,7	6 138,0	1 095,5	7 490,2
April	246,9	6 075,8	1 053,8	7 376,5
Mei	282,9	6 602,4	1 130,5	8 015,8
Juni	309,1	6 526,6	894,6	7 730,4
Juli	368,1	6 655,7	1 189,6	8 213,3
Agustus	336,4	6 516,0	887,9	7 740,3
September	344,9	6 202,8	889,8	7 437,5
Oktober	285,3	7 030,7	1 003,0	8 318,9
November	371,5	6 504,8	860,7	7 737,0
Desember	372,5	7 205,7	846,7	8 425,0
2008				
Januari	318,8	7 609,5	1 019,5	8 947,7
Pebruari	306,5	6 930,2	927,6	8 164,5
Maret	334,0	7 870,6	1 037,1	9 241,7
April	376,5	6 861,3	1 202,8	8 440,5
Mei	404,2	8 041,7	1 238,9	9 684,7
Juni	459,2	8 162,3	1 201,9	9 823,5

Dipandang dari negara tujuan ekspor (Tabel B), pada bulan Juni 2008 kelompok migas yang ditujukan ke kawasan Asia Timur dan Asia Selatan & Tenggara, sebesar masing-masing US\$ 2 269,4 juta dan US\$ 536,6 juta memperlihatkan peningkatan dibanding tahun 2007. Negara yang memperlihatkan peningkatan ekspor kelompok migas lainnya, adalah Jepang dengan persentase peningkatan sebesar 36,56 persen, Muangthai dengan persentase peningkatan

sebesar 118,67 persen, Malaysia dengan persentase peningkatan sebesar 285,39 persen dan Singapura dengan persentase peningkatan sebesar 148,55 persen, sedangkan China juga memperlihatkan peningkatan dibanding tahun 2007, dengan persentase peningkatan sebesar 77,99 persen. Dari Tabel B juga terlihat bahwa ekspor komoditi migas pada bulan Juni 2008 menunjukkan peningkatan menjadi US\$ 2 995,0 juta.

Tabel B : Perkembangan Ekspor Migas & Non Migas Indonesia Menurut Negara Tujuan, Juni 2007 & Juni 2008 (Juta US\$)

Kawasan Negara Ekspor	Migas			Non Migas		
	Juni 2007	Juni 2008	Perubahan (%)	Juni 2007	Juni 2008	Perubahan (%)
• Asia Timur	1 487,7	2 269,4	52,54	2 597,7	2 660,1	2,40
- Jepang	989,9	1 351,8	36,56	1 365,7	990,6	-27,47
- China	225,2	400,8	77,99	653,4	762,5	16,71
• Asia Selatan & Tenggara	186,0	536,6	188,47	2 150,4	3 065,8	42,57
- Muangthai	47,8	104,5	118,67	226,7	307,1	35,50
- Singapura	119,7	297,5	148,55	673,2	756,8	12,41
- Philipina	0,1	0,1	0,00	150,1	205,6	36,94
- Malaysia	18,4	70,9	285,39	388,9	567,1	45,84
• Asia Barat	0,0	0,2	-	386,2	556,1	44,01
• Afrika	0,0	0,0	-	176,7	293,8	66,29
• Australia & Oseania	111,0	188,3	69,69	152,1	207,1	36,17
• Amerika Utara	42,0	0,0	-100,00	953,8	1 237,7	29,76
- Amerika Serikat	42,0	0,0	-100,00	905,1	1 182,8	30,67
• Amerika Tengah & Selatan	0,0	0,0	-	183,1	267,4	46,02
• Eropa Barat	0,0	0,4	-	1 034,6	1 396,0	34,94
• Eropa Timur	0,0	0,1	-	96,0	139,5	45,35
Total Ekspor	1 826,8	2 995,0	63,95	7 730,4	9 823,5	27,08

Pada kelompok non migas nilai ekspor mengalami peningkatan hingga mencapai US\$ 9 823,5 juta, kecuali Jepang yang mengalami penurunan nilai ekspor sebesar 27,47 persen.

Pada tabel 1 disajikan ekspor menurut sektor. Disini terlihat bahwa perolehan devisa terbesar pada periode Januari - Juni 2008 berasal dari sektor industri dengan nilai US\$ 45 475,6 juta atau sekitar 64,60 persen dari total ekspor, sedangkan pada periode Januari - Juni 2007 juga berasal dari sektor industri dengan nilai US\$ 36 345,1 juta atau sekitar 67,48 persen dari total ekspor. Dibandingkan periode yang sama tahun sebelumnya, sektor industri mengalami peningkatan 25,12 persen.

Pada tabel 2 disajikan perkembangan ekspor komoditi hasil pertanian, selama periode Januari - Juni 2008, komoditi andalan sektor pertanian antara lain udang segar/beku dengan nilai US\$ 512,8 juta (23,32 persen); kopi dengan nilai US\$ 427,3 juta (19,43 persen); biji coklat dengan nilai US\$ 403,3 juta (18,34 persen); ikan dan lain-lain dengan nilai US\$ 324,5 juta (14,75 persen); rempah-rempah dengan nilai US\$ 171,3 juta (7,79 persen); hasil pertanian lainnya dengan nilai US\$ 92,9 juta (4,23 persen); buah-buahan dengan nilai US\$ 64,8 juta (2,95 persen); teh dengan nilai US\$

61,1 juta (2,78 persen); bahan nabati lainnya dengan nilai US\$ 35,5 juta (1,61 persen); tembakau dengan nilai US\$ 34,3 juta (1,56 persen).

Pada tabel 3 disajikan perkembangan ekspor komoditi hasil industri, selama periode Januari - Juni 2008, komoditi andalan sektor industri antara lain minyak nabati dengan nilai US\$ 8 710,7 juta (19,15 persen); tekstil dengan nilai US\$ 5 144,8 juta (11,31 persen); barang dari logam tidak mulia dengan nilai US\$ 5 076,5 juta (11,16 persen); alat listrik, ukur, fotografi, dll dengan nilai US\$ 4 081,5 juta (8,98 persen); karet alam olahan dengan nilai US\$ 3 876,5 juta (8,50 persen); kertas dan barang dari kertas dengan nilai US\$ 1 935,1 juta (4,26 persen); bahan kimia dengan nilai US\$ 1 533,0 juta (3,37 persen); kayu olahan dengan nilai US\$ 1 460,9 juta (3,21 persen); makanan olahan dengan nilai US\$ 1 426,2 juta (3,14 persen); meubel dan bagian-bagiannya dengan nilai US\$ 1 046,8 juta (2,30 persen).

Pada tabel 4 disajikan perkembangan ekspor komoditi hasil pertambangan, selama periode Januari - Juni 2008, komoditi andalan sektor pertambangan antara lain batu bara dengan nilai US\$ 4 414,6 juta (66,61 persen) dan biji tembaga dengan nilai US\$ 1 557,2 juta (23,50 persen). Ekspor

batu bara mengalami peningkatan 48,46 persen dibanding periode yang sama tahun sebelumnya, sedangkan biji tembaga mengalami penurunan 43,23 persen dibanding periode yang sama tahun sebelumnya.

Perkembangan ekspor Indonesia menurut komoditi dan negara tujuan yang disajikan pada Tabel 5, memperlihatkan bahwa ekspor selama ini lebih banyak bertumpu pada 15 komoditi utama, (ringkasan disajikan pada Tabel C yang diurut menurut nilai ekspor). Lima belas komoditi tersebut pada periode Januari - Juni 2008 menyumbang sekitar 64,29 persen dari ekspor non migas.

Minyak kelapa sawit mempunyai nilai US\$ 7 210,7 juta, naik US\$ 4 135,0 juta dari tahun lalu, komoditi ini menyumbang sekitar 13,28 persen ekspor non migas nasional pada periode Januari - Juni 2008.

Nilai ekspor batu bara selama periode Januari - Juni 2008 naik US\$ 1 441,0 juta menjadi US\$ 4 414,6 juta.

Pada periode Januari - Juni 2008 nilai ekspor pakaian jadi US\$ 2 988,8 juta, yang naik dibanding tahun lalu sebesar US\$ 145,6 juta atau naik sekitar 5,12 persen.

Komoditi Crumb rubber diekspor dengan nilai US\$ 2 833,0 juta atau 5,22 persen, industri lainnya diekspor dengan

nilai US\$ 2 805,0 juta atau sekitar 5,17 persen dari perolehan devisa non migas.

Selama periode Januari - Juni 2008, alat listrik nilai ekspornya mencapai US\$ 2 548,7 juta, sedangkan tahun sebelumnya senilai US\$ 2 309,5 juta, atau terjadi peningkatan sekitar US\$ 239,3 juta (10,36 persen). Kertas dan barang dari kertas nilai ekspornya naik US\$ 329,1 juta (20,49 persen) menjadi US\$ 1 935,1 juta.

Perolehan devisa dari besi/baja pada periode Januari - Juni 2008 diekspor dengan nilai US\$ 1 604,7 juta atau sekitar 2,96 persen dari kelompok non migas. Biji tembaga pada periode Januari - Juni 2008 diekspor dengan nilai US\$ 1 557,2 juta, sedangkan tahun sebelumnya US\$ 2 742,8 juta.

Textil lainnya nilai ekspornya naik US\$ 45,1 juta menjadi US\$ 1 412,4 juta. Sedangkan nilai ekspor audio visual dalam periode Januari - Juni 2008 turun 1,31 persen menjadi US\$ 1 259,5 juta. Tembaga nilai ekspornya turun US\$ 147,8 juta menjadi US\$ 1 176,2 juta. Damar tiruan, bahan plastik nilai ekspornya naik US\$ 174,5 juta menjadi US\$ 1 068,7 juta. Timah nilai ekspornya naik US\$ 642,8 juta menjadi US\$ 1 051,6 juta. Bahan kimia organik nilai ekspornya turun US\$ 282,5 juta menjadi US\$ 1 044,2 juta.

**Tabel C : Ekspor Utama Barang Bukan Migas
Periode Januari - Juni, 2007 dan 2008**

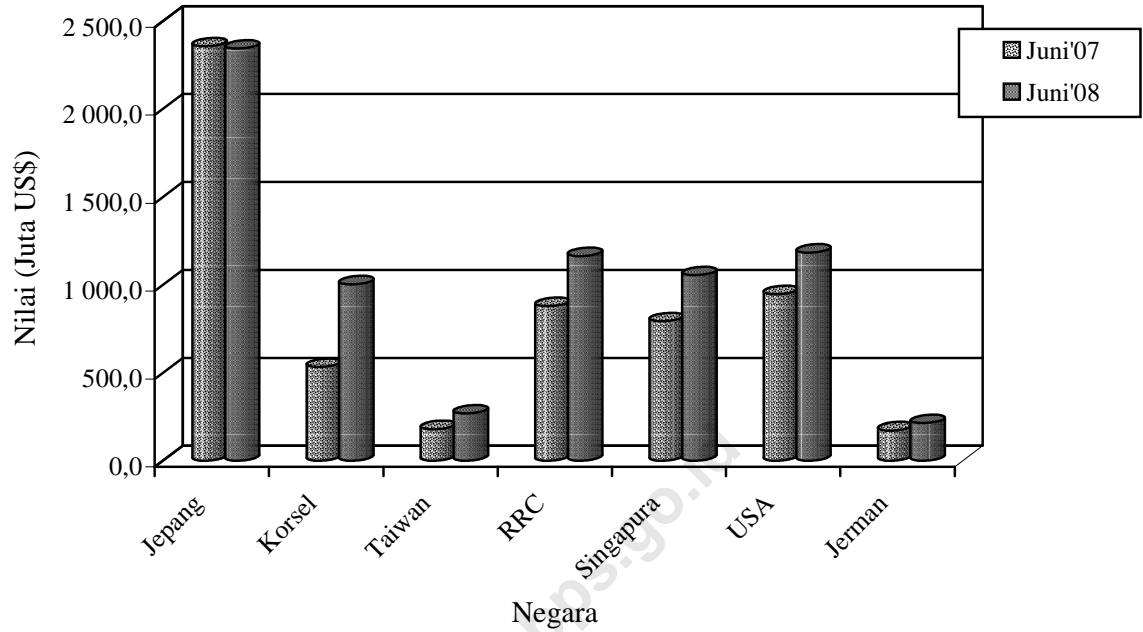
HS	Nilai FOB (Juta US\$)		Perubahan		% Peran 2008 (Terhadap Non Migas)
	2007	2008	Absolut	Persen	
Minyak kelapa sawit	3 075,6	7 210,7	4 135,0	134,45	13,28
Batu bara	2 973,7	4 414,6	1 441,0	48,46	8,13
Pakaian jadi	2 843,2	2 988,8	145,6	5,12	5,50
Crumb rubber	1 949,5	2 833,0	883,5	45,32	5,22
Industri lainnya	2 102,5	2 805,0	702,5	33,41	5,17
Alat listrik	2 309,5	2 548,7	239,3	10,36	4,69
Kertas dan barang dari kertas	1 606,0	1 935,1	329,1	20,49	3,56
Besi/baja	1 141,8	1 604,7	463,0	40,55	2,96
Biji tembaga	2 742,8	1 557,2	-1 185,6	-43,23	2,87
Textil lainnya	1 367,3	1 412,4	45,1	3,30	2,60
Audio visual	1 276,2	1 259,5	-16,8	-1,31	2,32
Tembaga	1 324,0	1 176,2	-147,8	-11,16	2,17
Damar tiruan, bahan plastik	894,2	1 068,7	174,5	19,51	1,97
Timah	408,8	1 051,6	642,8	157,25	1,94
Bahan kimia organik	1 326,6	1 044,2	-282,5	-21,29	1,92
Total Komoditi Utama	27 341,7	34 910,4	7 568,7	27,68	64,29

Nilai ekspor periode Januari - Juni 2008, menurut negara kelompok ekonomi, ke kelompok negara APEC adalah yang terbesar yaitu mencapai 72,94 persen dari total ekspor yaitu US\$ 51 348,2 juta, diantaranya US\$ 14 059,1 juta ke ASEAN dan US\$ 6 970,4 juta ke NAFTA. Sementara nilai ekspor ke Uni Eropa sebesar 10,93 persen (US\$ 7 695,9 juta) dan ke Timur Tengah sebesar 4,07 persen (US\$ 2 868,1 juta). Ditinjau dari perkembangannya, nilai ekspor ke negara-negara APEC naik 28,90 persen dibanding keadaan tahun 2007 yang terdiri dari peningkatan ekspor menuju Jepang sebesar 19,48 persen, menuju ASEAN sebesar 38,69 persen, menuju NAFTA sebesar 16,23 persen dan ke Korea Selatan naik sebesar 55,89 persen

Nilai ekspor periode Januari - Juni 2008, menuju tujuh negara tujuan utama yaitu Jepang, Korea Selatan, Taiwan, RR China, Singapura, Amerika dan Jerman mencapai sebesar US\$ 41 267,6 juta atau sekitar 58,62 persen dari total ekspor. Dibandingkan periode tahun sebelumnya nilai ini naik US\$ 8 769,6 juta atau sekitar 26,98 persen.

Selain tujuh negara tujuan utama di atas, negara tujuan yang membeli produk nasional di atas US\$ 100 juta pada bulan Juni 2008 antara lain Hongkong, Malaysia dan Australia masing-masing dengan nilai US\$ 152,0 juta, US\$ 638,0 juta dan US\$ 305,5 juta. Sedangkan dari kawasan Eropa antara lain ke Belanda dan Inggris masing-masing dengan nilai US\$ 484,4 juta dan US\$ 136,8 juta.

Grafik 5: EKSPOR INDONESIA MENURUT NEGARA TUJUAN UTAMA BULAN JUNI 2007 & 2008



Perbandingan nilai ekspor bulan Juni 2007 dan 2008 ke beberapa negara tertentu disajikan pada Grafik 5.

TABEL 1. RINGKASAN PERKEMBANGAN EKSPOR INDONESIA

JENIS BARANG	BERAT BERSIH (RIBU TON)		PERUB	NILAI FOB (JUTA US \$)		PERUB
	JAN-JUN 2007	JAN-JUN 2008	%	JAN-JUN 2007	JAN-JUN 2008	%
	(1)	(2)	(3)	(4)	(5)	(6)
Total Ekspor	160.009,2	184.330,8	15,20	53.859,9	70.396,4	30,70
MIGAS	22.751,2	23.477,7	3,19	9.719,6	16.093,8	65,58
MINYAK MENTAH	9.182,3	9.558,6	4,10	4.068,9	7.448,5	83,06
HASIL MINYAK	3.212,7	3.450,5	7,40	1.325,2	1.765,9	33,25
GAS ALAM	10.356,2	10.468,6	1,09	4.325,5	6.879,4	59,04
NON MIGAS	137.258,0	160.853,1	17,19	44.140,3	54.302,6	23,02
HASIL PERTANIAN	1.034,2	1.216,4	17,61	1.579,1	2.199,2	39,27
HASIL INDUSTRI	30.530,6	33.282,0	9,01	36.345,1	45.475,6	25,12
HASIL TAMBANG	105.691,6	126.353,4	19,55	6.211,6	6.622,8	6,62
LAINNYA	1,6	1,4	-14,76	4,4	5,0	14,11

TABEL 2. PERKEMBANGAN EKSPOR KOMODITI HASIL PERTANIAN

JENIS BARANG	BERAT BERSIH (TON)		PERUB	NILAI FOB (RIBU US \$)		PERUB
	JAN-JUN 2007	JAN-JUN 2008	%	JAN-JUN 2007	JAN-JUN 2008	%
	(1)	(2)	(3)	(4)	(5)	(6)
TOTAL PERTANIAN	1.034.245	1.216.413	17,61	1.579.148	2.199.216	39,27
KARET ALAM	5.235	6.049	15,53	7.252	10.158	40,08
KOPI	98.815	195.440	97,78	203.211	427.347	110,30
KAYU BULAT	42	1	-96,65	37	6	-84,12
UDANG SEGAR/BEKU	66.850	74.861	11,98	458.391	512.817	11,87
TEH	21.305	43.095	102,28	29.021	61.061	110,40
REMPAH-REMPAH	43.019	66.843	200,65	95.607	171.292	79,16
-LADA HITAM	7.871	23.663	200,65	20.172	69.593	245,01
-LADA PUTIH	6.668	9.652	44,75	27.261	46.537	70,71
-KAYU MANIS DAN BUNGANYA	12.896	16.072	24,63	9.643	13.955	44,72
-BIJI PALA & BUNGANYA DAN KAPULAGA	9.552	8.925	-6,56	28.323	29.602	4,52
-PANILI	71	73	3,39	927	880	-5,02
-LAINNYA	5.962	8.459	41,89	9.282	10.725	15,55
TEBAKAU	12.487	12.429	-0,46	28.154	34.349	22,00
BIJI COKLAT	177.484	193.771	9,18	260.222	403.314	54,99
IKAN DAN LAIN-LAIN	176.837	168.520	27,50	274.625	324.457	18,15
-IKAN TONGKOL/TUNA	26.807	34.178	27,50	65.544	75.736	15,55
-UBUR-UBUR	2.653	5.008	88,78	5.197	9.297	78,89
-KEPITING KERANG-KERANGAN	31.628	27.869	-11,89	81.914	91.671	11,91
-BEKICOT	1.741	1.780	2,26	2.500	4.968	98,73
-IKAN LAINNYA	114.009	99.685	-12,56	119.470	142.784	19,52
BIJI-BIJIAN	53.054	29.341	33,66	18.833	11.101	-41,06
-BIJI BUNGA	36	49	33,66	1.140	1.374	20,52
-BIJI KAPAS	14.918	645	-95,68	3.792	167	-95,60
-BIJI LAINNYA	38.099	28.648	-24,81	13.901	9.560	-31,23
BULU BEBEK	179	34	-80,99	180	46	-74,15
DAMAR DAN GETAH DAMAR	24.485	17.136	-30,02	17.903	13.169	-26,44
KOPAL DAN LAIN-LAIN	15.455	15.090	-2,36	11.060	12.775	15,51
SAYUR-SAYURAN	26.771	42.145	57,43	11.825	18.404	55,64
BUAH-BUAHAN	98.827	112.494	13,83	55.067	64.769	17,62
KULIT KERANG DAN LAIN-LAIN	4.069	3.546	-12,86	1.531	1.286	-15,97
TANAMAN OBAT	5.870	4.129	-29,66	4.948	4.463	-9,80

TABEL 2. PERKEMBANGAN EKSOR KOMODITI HASIL PERTANIAN

JENIS BARANG	BERAT BERSIH (TON)		PERUB	NILAI FOB (RIBU US \$)		PERUB
	JAN-JUN 2007	JAN-JUN 2008	%	JAN-JUN 2007	JAN-JUN 2008	%
(1)	(2)	(3)	(4)	(5)	(6)	(7)
BAHAN NABATI LAINNYA	43.853	58.592	3,45	24.609	35.466	44,12
-GANGGANG LAUT	41.855	43.298	3,45	23.008	34.212	48,69
-LAINNYA	1.998	15.294	665,43	1.600	1.254	-21,62
HASIL PERTANIAN LAINNYA	159.608	172.897	-24,08	76.672	92.936	21,21
-MUTIARA	1	1	-24,08	6.345	6.622	4,38
-LAINNYA	159.607	172.896	8,33	70.328	86.314	22,73

TABEL 3. PERKEMBANGAN EKSPOR KOMODITI HASIL INDUSTRI

JENIS BARANG	BERAT BERSIH (TON)		PERUB	NILAI FOB (RIBU US \$)		PERUB
	JAN-JUN 2007	JAN-JUN 2008	%	JAN-JUN 2007	JAN-JUN 2008	%
(1)	(2)	(3)	(4)	(5)	(6)	(7)
TOTAL INDUSTRI	30.530.626	33.281.997	9,01	36.345.079	45.475.553	25,12
KAYU OLAHAN	1.897.667	1.499.338	-20,99	1.608.698	1.460.903	-9,19
-KAYU LAPIS	872.846	885.390	1,44	777.627	774.381	-0,42
-KAYU GERGAJIAN	118.059	28.378	-75,96	112.739	31.097	-72,42
-KAYU OLAHAN LAIN	906.762	585.569	-35,42	718.332	655.425	-8,76
BARANG DARI LOGAM TIDAK MULIA	1.747.587	1.708.859	-2,22	4.897.507	5.076.511	3,66
-TIMAH	32.951	62.638	90,10	408.772	1.051.574	157,25
-ALUMINIUM	152.183	134.055	-11,91	460.393	424.305	-7,84
-NIKEL	67.848	43.872	-35,34	1.452.959	687.930	-52,65
-BESI/BAJA	1.080.608	1.150.439	6,46	1.141.780	1.604.744	40,55
-TEMBAGA	171.024	141.133	-17,48	1.324.018	1.176.226	-11,16
-SENG	2.969	1.852	-37,62	5.718	4.814	-15,81
-LOGAM TIDAK MULIA LAIN	240.004	174.870	-27,14	103.867	126.918	22,19
TEKSTIL	938.191	910.278	-2,98	4.890.416	5.144.824	5,20
-PAKAIAN JADI	195.366	203.873	4,35	2.843.163	2.988.768	5,12
-KAIN TENUN	137.416	139.083	1,21	679.953	743.645	9,37
-TEKSTIL LAINNYA	605.409	567.322	-6,29	1.367.300	1.412.410	3,30
KARET ALAM OLAHAN	1.410.102	1.449.161	2,77	2.918.466	3.867.507	32,52
-BARANG DARI KARET	233.834	230.850	-1,28	648.292	740.750	14,26
-SHEET	152.144	99.511	-34,59	297.810	257.689	-13,47
-CRUMB RUBBER	1.012.418	1.104.566	9,10	1.949.485	2.832.965	45,32
-CREPE	11.706	14.233	21,59	22.879	36.102	57,79
MAKANAN TERNAK	1.203.266	1.641.172	36,39	122.347	236.343	93,18
-BUNGKIL KELAPA	114.064	167.714	47,03	12.778	22.285	74,40
-DEDAK/BEKATUL	171.795	199.600	16,19	24.545	32.048	30,57
-LAINNYA	917.407	1.273.858	38,85	85.023	182.010	114,07
MINYAK ATSIRI DAN LAINNYA	29.546	34.481	16,70	130.105	190.855	46,69
-MINYAK ATSIRI LAINNYA	2.271	2.125	-6,42	39.576	76.500	93,30
-WANGI-WANGIAN DARI MINYAK ATSIRI	27274	32356	18,63	90.529	114.354	26,32
ROTAN OLAHAN	14.668	16.011	9,15	14.140	15.256	7,89
MINYAK NABATI	6.577.549	8.605.451	30,83	3.743.312	8.710.704	132,70
-MINYAK KELAPA SAWIT	5.517.186	7.293.091	32,19	3.075.616	7.210.651	134,45
-MINYAK BIJI KELAPA SAWIT	622.248	693.400	11,43	384.104	808.545	110,50
-MINYAK NABATI LAIN	438.115	618.959	41,28	283.591	691.508	143,84
ASAM BERLEMAK	326.525	449.898	37,78	190.170	395.188	107,81
-STEARIN	64.934	67.505	3,96	46.016	73.186	59,04
-ASAM BERLEMAK LAIN	261.591	382.394	46,18	144.154	322.002	123,37

TABEL 3. PERKEMBANGAN EKSPOR KOMODITI HASIL INDUSTRI

JENIS BARANG	BERAT BERSIH (TON)		PERUB	NILAI FOB (RIBU US \$)		PERUB
	JAN-JUN 2007	JAN-JUN 2008	%	JAN-JUN 2007	JAN-JUN 2008	%
(1)	(2)	(3)	(4)	(5)	(6)	(7)
ALAT LISTRIK UKUR FOGRAFI DLL	328.564	331.048	0,76	3.798.202	4.081.482	7,46
-ALAT LISTRIK	268.369	276.679	3,10	2.309.477	2.548.745	10,36
-DIODE TRANSISTOR	474	424	-10,52	59.008	76.659	29,91
-AUDIO VISUAL	53.980	47.435	-12,12	1.276.235	1.259.457	-1,31
-FOTOGRAFI DAN OPTIK	2.495	1.719	-31,11	102.806	107.895	4,95
-ALAT UKUR	521	426	-18,32	8.067	7.320	-9,26
-LONCENG ARLOJI DAN BAGIANNYA	2.725	4.364	60,15	42.607	81.407	91,06
MAKANAN OLAHAN	724.980	1.052.844	45,22	1.043.384	1.426.219	36,69
-COKLAT OLAHAN	61.239	71.489	16,74	134.804	200.986	49,09
-GULA TETES	115.415	330.584	186,43	7.730	21.204	174,30
-KERUPUK UDANG	3.359	4.204	25,15	5.580	6.853	22,81
-BUAH/SAYURAN OLAHAN	202.638	262.876	29,73	125.061	199.917	59,86
-MINUMAN OLAHAN	35.640	49.205	38,06	19.523	34.209	75,23
-ROKOK DAN TEMBAKAU OLAHAN	38.194	43.586	14,12	186.433	216.937	16,36
-DAGING TERNAK	2.176	2.410	10,74	8.490	10.206	20,21
-DAGING UNGGAS	0	80	285.614,29	16	86	421,34
-IKAN OLAHAN	85.413	98.599	15,44	283.188	381.938	34,87
-BERAS GILING	131	261	98,46	73	207	184,45
-KOPI OLAHAN	34	58	68,93	79	178	126,66
-TEH OLAHAN	18.888	7.234	-61,70	34.051	17.531	-48,52
-GULA PASIR	153	300	96,50	183	284	55,46
-GULA LAINNYA	3.573	5.712	59,88	2.277	3.778	65,93
-MAKANAN OLAHAN LAINNYA	158.126	176.247	11,46	235.897	331.906	40,70
SEMEN	3.287.240	2.358.136	-28,26	98.783	82.492	-16,49
BARANG ANYAMAN	19.303	11.660	-39,59	38.732	31.130	-19,63
-DARI ROTAN	7.245	3.624	-49,97	17.337	9.396	-45,80
-DARI BAHAN LAINNYA	12.058	8.036	-33,35	21.396	21.734	1,58
MEUBEL DAN BAGIAN-BAGIANNYA	463.459	441.586	-4,72	1.036.340	1.046.828	1,01
-DARI ROTAN	65.324	75.956	16,28	174.566	169.875	-2,69
-DARI BAHAN LAINNYA	398.135	365.630	-8,16	861.774	876.953	1,76
BAHAN KIMIA	3.320.796	4.739.507	42,72	1.835.667	1.532.981	-16,49
-AN ORGANIK	795.612	3.296.011	314,27	221.058	394.831	78,61
-ORGANIK	1.835.627	1.330.631	-27,51	1.326.634	1.044.168	-21,29
-LAINNYA	689.557	112.865	-83,63	287.975	93.982	-67,36
PUPUK	186.879	83.853	-55,13	53.893	31.938	-40,74
PRODUK PHARMASI	5.538	5.876	6,09	80.201	94.043	17,26
KULIT DAN BARANG DARI KULIT	6.084	6.128	0,73	110.978	122.599	10,47
KACA DAN BARANG DARI KACA	385.925	402.409	4,27	216.488	224.698	3,79
KERTAS DAN BARANG DARI KERTAS	2.022.842	2.093.335	3,48	1.605.959	1.935.059	20,49
INDUSTRI LAINNYA	5.633.915	5.440.965	-3,42	7.911.289	9.767.993	23,47
-GLISEROL DAN LARUTAN ALKALI	8.436	33.879	301,60	1.990	16.101	709,19
-MARGARIN DAN LEMAK LAINNYA	164.304	244.187	48,62	103.982	267.641	157,39
-SABUN MANDI DAN CUCI	249.958	264.067	5,64	198.389	278.049	40,15
-BAHAN CELUP ORGANIK SINTETIK	18.415	17.364	-5,71	65.655	76.430	16,41
-PREPARAT PEMBASMI KUMAN DLL	93.040	29.217	-68,60	65.201	73.662	12,98
-DAMAR TIRUAN BAHAN PLASTIK	582.549	622.602	6,88	894.231	1.068.714	19,51
-BAHAN KERTAS	1.274.819	1.230.262	-3,50	512.225	686.266	33,98
-ALAS KAKI (KULIT KARET DAN KANVAS)	59.399	65.415	10,13	834.554	931.606	11,63
-PRODUK KERAMIK	249.172	247.035	-0,86	140.976	155.830	10,54
-EMAS BATANGAN	17	14	-20,55	346.564	399.637	15,31
-PESAWAT UDARA DAN BAGIANNYA	1.030	1.842	78,80	54.382	40.823	-24,93
-KAPAL LAUT DAN SEJENISNYA	157.748	191.448	21,36	384.018	343.974	-10,43
-PERLENGKAPAN OLAHRAGA DAN MAINAN	13.635	14.120	3,56	106.872	131.879	23,40

TABEL 3. PERKEMBANGAN EKSPOR KOMODITI HASIL INDUSTRI

JENIS BARANG	BERAT BERSIH (TON)		PERUB	NILAI FOB (RIBU US \$)		PERUB
	JAN-JUN 2007	JAN-JUN 2008	%	JAN-JUN 2007	JAN-JUN 2008	%
(1)	(2)	(3)	(4)	(5)	(6)	(7)
-PENA DAN PENSIL	6.429	5.381	-16,30	41.557	37.990	-8,58
-BATU SEMI PERMATA	45	22	-50,66	712	189	-73,51
-KOPER TAS DOMPET PLASTIK/TEKSTIL	4.409	3.711	-15,81	24.417	26.340	7,88
-BARANG DARI LOGAM MULIA	160	153	-4,66	65.293	80.987	24,04
-PETI KEMAS	21.337	13.641	-36,07	23.626	16.176	-31,53
-KOMPUTER DAN BAGIANNYA	22.334	16.552	-25,89	564.981	370.431	-34,43
-KENDARAAN BERMOTOR RODA 2 DAN 3	1.821	4.087	124,51	13.772	34.405	149,81
-KENDARAAN BERMOTOR RODA 4 DAN LE	60.703	102.016	68,06	364.696	711.683	95,14
-SUKU CADANG MESIN	55.842	64.047	14,69	447.258	532.023	18,95
-SUKU CADANG KENDARAAN	78.126	98.592	26,19	548.715	674.257	22,88
-UBI KAYU OLAHAN	41.543	44.338	6,73	4.703	7.851	66,95
-INDUSTRI LAINNYA	2.468.641	2.126.973	-13,84	2.102.520	2.805.048	33,41

TABEL 4. PERKEMBANGAN EKSPOR KOMODITI HASIL PERTAMBANGAN

JENIS BARANG	BERAT BERSIH (TON)		PERUB	NILAI FOB (RIBU US \$)		PERUB
	JAN-JUN 2007	JAN-JUN 2008	%	JAN-JUN 2007	JAN-JUN 2008	%
(1)	(2)	(3)	(4)	(5)	(6)	(7)
TOTAL PERTAMBANGAN	105.691.556	126.353.351	19,55	6.211.630	6.622.769	6,62
BIJI TEMBAGA	1.058.425	691.984	-34,62	2.742.839	1.557.236	-43,23
BIJI NIKEL	4.691.760	8.003.253	70,58	330.074	398.276	20,66
BAUKSIT	5.280.786	5.942.904	12,54	48.619	57.843	18,97
BIJI TIMAH/TIN	229	552	141,28	28	1	-97,91
BATU BARA	89.739.245	102.382.711	14,09	2.973.669	4.414.627	48,46
GRANIT	1.226.279	2.811.326	129,26	8.672	25.492	193,97
PASIR ALAM	401.112	14	-100,00	4.679	55	-98,82
HASIL TAMBANG LAIN	3.293.721	6.520.606	97,97	103.049	169.239	64,23

TABEL 5. PERKEMBANGAN EKSPOR INDONESIA MENURUT KOMODITI DAN NEGARA TUJUAN

JENIS BARANG	BERAT BERSIH (KG)		PERUB	NILAI FOB (US \$)		PERUB
	JAN-JUN 2007	JAN-JUN 2008	%	JAN-JUN 2007	JAN-JUN 2008	%
	(1)	(2)	(3)	(4)	(5)	(6)
MINYAK MENTAH	9.182.250.008	9.558.575.001	4,10	4.068.909.398	7.448.536.417	83,06
JAPAN	2.972.108.005	3.395.900.000	14,26	1.328.838.344	2.636.692.265	98,42
KOREA, REPUBLIC OF	1.541.456.000	1.649.926.000	7,04	625.809.455	1.173.525.280	87,52
TAIWAN	248.361.002	59.483.000	-76,05	103.365.766	42.603.740	-58,78
CHINA	1.309.142.000	822.488.000	-37,17	577.157.760	626.084.957	8,48
THAILAND	385.353.000	309.324.000	-19,73	174.312.806	277.880.256	59,41
SINGAPORE	568.330.001	1.203.932.001	111,84	275.829.728	968.163.655	251,00
MALAYSIA	247.303.000	318.831.000	28,92	97.371.476	235.662.900	142,02
AUSTRALIA	1.544.381.000	1.368.365.000	-11,40	729.903.753	1.145.845.993	56,99
NEW ZEALAND	40.109.000	166.347.000	314,74	19.975.302	146.046.170	631,13
UNITED STATES	325.697.000	217.273.000	-33,29	136.344.988	159.598.104	17,05
CANADA	10.000	0	-100,00	20	0	-100,00
ITALY	0	46.706.000	--	0	36.433.097	--
HASIL MINYAK	3.212.693.903	3.450.515.835	7,40	1.325.195.424	1.765.851.687	33,25
JAPAN	1.665.085.732	1.580.027.171	-5,11	647.962.263	809.030.802	24,86
HONG KONG	2.045	5.440	166,01	2.530	8.511	236,40
KOREA, REPUBLIC OF	254.596.745	307.994.852	20,97	100.071.910	155.302.063	55,19
TAIWAN	83.823.197	113.426.543	35,32	36.730.086	20.060.285	-45,38
CHINA	313.797.350	222.127.414	-29,21	113.236.656	90.613.125	-19,98
PAPUA NEW GUINEA	28.866	0	-100,00	36.480	0	-100,00
THAILAND	52.169.121	25.742.539	-50,66	34.698.498	22.837.567	-34,18
SINGAPORE	746.470.622	868.222.487	16,31	361.428.751	517.306.350	43,13
PHILIPPINES	883.981	725.313	-17,95	835.298	772.753	-7,49
MALAYSIA	68.657.160	106.735.042	55,46	26.087.011	58.235.570	123,24
MYANMAR (FORM. BURMA)	29.682	13.422	-54,78	36.104	17.342	-51,97
VIET NAM	109.917	53.301	-51,51	128.554	73.160	-43,09
MALDIVES	1.539	3.842	149,64	426	4.981	1.069,25
INDIA	24.580.986	221.753.967	802,14	2.424.566	87.577.510	3.512,09
PAKISTAN	25.160	1.019.791	3.953,22	30.096	1.347.542	4.377,48
BANGLADESH	363.057	16.660	-95,41	266.413	20.220	-92,41
IRAN (ISLAMIC REPUBLIC OF)	0	179.950	--	0	63.000	--
SYRIA ARAB REPUBLIC	16.660	0	-100,00	17.826	0	-100,00
UNITED ARAB EMIRATES	0	133.280	--	0	164.955	--
SOUTH AFRICA	3	13.260	441.900,00	10	16.708	166.980,00
AUSTRALIA	34.806	79.333	127,93	30.760	113.665	269,52
NEW ZEALAND	90.979	153.960	69,23	115.190	203.407	76,58
FIJI	0	15.020	--	0	24.893	--
EAST TIMOR	1.344.321	1.016.260	-24,40	548.652	810.600	47,74
UNITED STATES	192.010	0	-100,00	47.282	0	-100,00
DOMINICAN REPUBLIC	16.660	0	-100,00	19.909	0	-100,00
UNITED KINGDOM	2.000	356	-82,20	1	207	20.600,00
NETHERLANDS	0	250	--	0	16	--
GERMANY, FED. REP. OF	8	0	-100,00	5	0	-100,00
BELGIUM	0	420.000	--	0	431.340	--
FINLAND	32.636	251.198	669,70	37.818	318.886	743,21
UKRAINE	33.320	16.660	-50,00	39.180	18.243	-53,44
RUSSIA FEDERATION	305.340	368.524	20,69	363.149	477.986	31,62
GAS ALAM	10.356.216.735	10.468.585.981	1,09	4.325.526.903	6.879.413.082	59,04
JAPAN	6.924.416.126	6.930.211.494	0,08	2.607.749.794	3.948.165.842	51,40
KOREA, REPUBLIC OF	1.908.376.379	2.061.624.201	8,03	947.326.215	1.693.792.057	78,80
CHINA	1.498.020.575	1.442.602.787	-3,70	751.684.762	1.202.881.132	60,02
THAILAND	25.403.655	34.110.000	34,27	18.766.132	34.541.267	84,06
SINGAPORE	0	399	--	0	80	--
MALAYSIA	0	4.100	--	0	4.471	--
EAST TIMOR	0	33.000	--	0	28.233	--
KARET ALAM	5.235.361	6.048.561	15,53	7.251.812	10.158.106	40,08
JAPAN	122.338	124.002	1,36	556.878	592.621	6,42
HONG KONG	374.379	841.880	124,87	558.240	1.319.207	136,32
KOREA, REPUBLIC OF	48.007	360.468	650,87	27.932	876.452	3.037,81
CHINA	1.405.080	2.911.068	107,18	1.876.239	4.740.254	152,65
SINGAPORE	490.096	453.453	-7,48	252.804	231.605	-8,39
MALAYSIA	27	25.000	92.492,59	315	33.726	10.606,67
TURKEY	294.780	704.990	139,16	380.635	1.205.033	216,58
NEW ZEALAND	0	9.750	--	0	13.503	--
UNITED STATES	1.760.322	162	-99,99	2.294.557	17.982	-99,22
BRAZIL	100.324	64.140	-36,07	128.560	118.018	-8,20
MARTINIQUE	92	0	-100,00	157	0	-100,00
UNITED KINGDOM	40.320	0	-100,00	60.682	0	-100,00
NETHERLANDS	125.293	0	-100,00	336.673	0	-100,00
FRANCE	23	0	-100,00	44	0	-100,00
GERMANY, FED. REP. OF	182.150	448.204	146,06	274.226	811.327	195,86
DENMARK	0	63	--	0	10.800	--
FINLAND	600	0	-100,00	594	0	-100,00
ITALY	291.530	105.380	-63,85	503.276	187.576	-62,73
GREECE	0	1	--	0	2	--

TABEL 5. PERKEMBANGAN EKSPOR INDONESIA MENURUT KOMODITI DAN NEGARA TUJUAN

JENIS BARANG	BERAT BERSIH (KG)		PERUB	NILAI FOB (US \$)		PERUB
	JAN-JUN 2007	JAN-JUN 2008	%	JAN-JUN 2007	JAN-JUN 2008	%
	(1)	(2)	(3)	(4)	(5)	(6)
KOPI	98.814.943	195.440.440	97,78	203.211.378	427.347.021	110,30
JAPAN	21.370.240	25.685.582	20,19	40.992.215	61.129.205	49,12
HONG KONG	498.553	499.673	0,22	921.563	1.138.946	23,59
KOREA, REPUBLIC OF	48.005	171.727	257,73	108.244	494.941	357,25
TAIWAN	1.568.397	1.342.445	-14,41	3.796.224	3.847.757	1,36
CHINA	176.558	711.540	303,01	313.416	1.345.444	329,28
PAPUA NEW GUINEA	0	1.124	--	0	1.541	--
THAILAND	39.600	0	-100,00	18.796	0	-100,00
SINGAPORE	7.903.162	4.086.826	-48,29	17.697.243	10.490.002	-40,73
PHILIPPINES	621.900	5.272.299	747,77	993.098	9.498.747	856,48
MALAYSIA	4.795.855	5.846.937	21,92	6.697.797	11.185.040	67,00
INDIA	1.139.600	5.982.599	424,97	1.407.410	10.294.543	631,45
PAKISTAN	0	5.099	--	0	18.707	--
IRAN (ISLAMIC REPUBLIC OF)	527.400	150.600	-71,44	933.534	341.256	-63,44
SAUDI ARABIA	0	21.000	--	0	56.700	--
ISRAEL	0	17.760	--	0	36.497	--
LEBANON	3.776	0	-100,00	7.800	0	-100,00
UNITED ARAB EMIRATES	269.101	384.300	42,81	481.270	842.349	75,03
EGYPT	1.581.119	3.998.400	152,88	2.848.169	8.096.541	184,27
MOROCCO	1.369.200	3.116.400	127,61	2.054.537	6.086.104	196,23
ALGERIA	879.000	10.677.000	1.114,68	1.229.477	22.126.484	1.699,67
BURKINA FASO	0	17.999	--	0	54.600	--
SOUTH AFRICA	2.031.000	4.405.696	116,92	2.784.746	9.143.350	228,34
AUSTRALIA	1.207.199	4.495.885	272,42	2.599.786	9.640.155	270,81
NEW ZEALAND	181.680	232.632	28,04	527.487	810.205	53,60
AMERICAN SAMOA	13.451	0	-100,00	4.917	0	-100,00
FIJI	157	0	-100,00	664	0	-100,00
SOLOMON ISLANDS	0	686	--	0	1.614	--
TUVALU	0	7.604	--	0	12.413	--
UNITED STATES	19.512.024	30.176.439	54,66	57.841.771	83.449.440	44,27
CANADA	1.058.700	1.439.520	35,97	3.045.385	5.067.641	66,40
MEXICO	225.000	2.322.000	932,00	685.843	5.147.346	650,51
ARGENTINA	57.600	0	-100,00	68.544	0	-100,00
ECUADOR	307.200	1.495.200	386,72	476.160	2.779.039	483,64
UNITED KINGDOM	1.611.518	5.629.193	249,31	3.563.751	10.278.421	188,42
NETHERLANDS	210.180	601.100	185,99	607.238	1.763.518	190,42
FRANCE	378.080	1.523.400	302,93	587.790	2.954.199	402,59
GERMANY, FED. REP. OF	12.124.153	42.581.018	251,21	22.132.514	83.165.000	275,76
AUSTRIA	0	105.252	--	0	166.868	--
BELGIUM	2.020.200	5.197.495	157,28	3.580.229	11.010.646	207,54
SWITZERLAND	397.500	533.100	34,11	624.293	1.132.767	81,45
DENMARK	410.540	219.000	-46,66	834.569	501.549	-39,90
NORWAY	72.000	72.000	0,00	188.840	226.770	20,09
SWEDEN	407.007	473.100	16,24	924.972	1.301.741	40,73
IRELAND	324.000	146.400	-45,19	863.925	499.890	-42,14
ITALY	3.704.800	11.341.250	206,12	6.107.139	22.426.579	267,22
SPAIN	270.600	771.880	185,25	413.900	1.553.759	275,39
PORTUGAL	924.000	744.500	-19,43	1.487.756	1.588.941	6,80
ICELAND	0	18.000	--	0	64.600	--
GREECE	422.400	724.200	71,45	706.968	1.480.112	109,36
POLAND	1.555.848	882.000	-43,31	2.066.028	1.665.337	-19,39
ROMANIA	1.820.400	1.817.580	-0,15	2.424.796	3.415.447	40,86
BULGARIA	1.426.800	2.749.800	92,72	2.053.665	5.728.058	178,92
ARMENIA	285.000	137.700	-48,14	496.575	362.528	-26,99
UKRAINE	0	18.000	--	0	33.003	--
LATVIA	0	162.000	--	0	270.648	--
ESTONIA	18.000	838.800	4.660,00	57.600	1.469.699	2.451,56
GEORGIA	2.740.440	3.665.100	33,74	4.215.994	7.081.175	67,96
CZECH REPUBLIC	0	336.000	--	0	548.583	--
RUSSIA FEDERATION	306.000	1.587.600	418,82	736.740	3.520.576	377,86
KAYU BULAT	41.913	1.403	-96,65	36.674	5.823	-84,12
JAPAN	20.067	465	-97,68	10.514	1.200	-88,59
KOREA, REPUBLIC OF	22	0	-100,00	64	0	-100,00
THAILAND	3	0	-100,00	61	0	-100,00
SINGAPORE	1.155	1	-99,91	10.283	5	-99,95
PHILIPPINES	10	0	-100,00	80	0	-100,00
VIET NAM	11	7	-36,36	161	55	-65,84
UNITED ARAB EMIRATES	20.493	0	-100,00	10.001	0	-100,00
AUSTRALIA	0	930	--	0	4.563	--
UNITED STATES	4	0	-100,00	84	0	-100,00
UNITED KINGDOM	148	0	-100,00	5.426	0	-100,00
UDANG SEGAR/BEKU	66.849.546	74.860.850	11,98	458.391.461	512.817.082	11,87
JAPAN	19.934.718	19.278.371	-3,29	165.510.278	161.987.646	-2,13
HONG KONG	3.201.762	2.053.063	-35,88	16.090.213	10.429.650	-35,18
KOREA, REPUBLIC OF	315.749	309.712	-1,91	2.123.506	2.247.844	5,86

TABEL 5. PERKEMBANGAN EKSPOR INDONESIA MENURUT KOMODITI DAN NEGARA TUJUAN

JENIS BARANG	BERAT BERSIH (KG)		PERUB	NILAI FOB (US \$)		PERUB
	JAN-JUN 2007	JAN-JUN 2008	%	JAN-JUN 2007	JAN-JUN 2008	%
	(1)	(2)	(3)	(4)	(5)	(6)
TAIWAN	977.859	1.363.556	39,44	1.646.490	4.227.349	156,75
CHINA	1.111.272	3.839.862	245,54	4.948.812	11.088.849	124,07
MACAU	539	8.304	1.440,63	2.875	8.512	196,07
THAILAND	47.415	116.854	146,45	499.476	704.353	41,02
SINGAPORE	1.436.920	1.051.976	-26,79	2.987.043	3.162.042	5,86
PHILIPPINES	37.226	8.564	-76,99	145.893	72.936	-50,01
MALAYSIA	2.718.977	2.563.115	-5,73	4.084.822	3.258.642	-20,23
CAMBODIA	0	150	--	0	10	--
BRUNEI DARUSSALAM	0	5.486	--	0	68.225	--
VIET NAM	244.007	396.983	62,69	2.138.450	3.897.166	82,24
INDIA	10.798	0	-100,00	69.985	0	-100,00
PAKISTAN	0	25	--	0	32	--
SRI LANKA	13.168	0	-100,00	9.869	0	-100,00
KUWAIT	240	0	-100,00	4.944	0	-100,00
SYRIA ARAB REPUBLIC	0	101	--	0	977	--
TURKEY	51.302	37.232	-27,43	74.049	48.401	-34,64
UNITED ARAB EMIRATES	23.473	170.033	624,38	173.216	746.430	330,92
CYPRUS	22.222	27.489	23,70	188.019	213.491	13,55
EGYPT	345.114	314.748	-8,80	2.001.814	1.946.083	-2,78
REUNION	105.184	177.492	68,74	825.666	1.577.633	91,07
SOUTH AFRICA	12.621	531	-95,79	53.323	1.495	-97,20
MAURITIUS	59.390	50.929	-14,25	385.185	319.244	-17,12
AUSTRALIA	381.647	281.863	-26,15	2.920.965	1.571.009	-46,22
NEW ZEALAND	38.979	17.078	-56,19	196.469	95.930	-51,17
GUAM	0	660	--	0	21.545	--
AMERICAN SAMOA	0	5	--	0	5	--
EAST TIMOR	392	0	-100,00	1.110	0	-100,00
UNITED STATES	23.103.301	31.892.857	38,04	174.301.887	233.762.493	34,11
CANADA	257.757	232.265	-9,89	1.566.062	1.312.149	-16,21
PERU	16.634	50	-99,70	88.716	102	-99,89
TRINIDAD AND TOBAGO	0	16.798	--	0	112.030	--
PUERTO RICO	422.277	564.343	33,64	2.292.997	3.696.477	61,21
NETHERLANDS ANTILLES	17.990	0	-100,00	137.851	0	-100,00
UNITED KINGDOM	3.921.703	3.027.685	-22,80	24.318.614	20.611.606	-15,24
NETHERLANDS	222.704	492.526	121,16	1.450.429	3.072.239	111,82
FRANCE	262.588	153.520	-41,54	1.484.929	1.150.197	-22,54
GERMANY, FED. REP. OF	672.356	1.087.597	61,76	4.451.117	7.738.159	73,85
BELGIUM	5.452.779	4.157.763	-23,75	33.388.338	27.901.778	-16,43
SWITZERLAND	82.935	66.712	-19,56	612.383	422.321	-31,04
DENMARK	162.001	105.050	-35,15	1.098.084	783.516	-28,65
NORWAY	0	224	--	0	168	--
SWEDEN	135.001	43.665	-67,66	1.127.930	415.654	-63,15
IRELAND	0	15.375	--	0	244.715	--
ITALY	647.008	769.463	18,93	2.515.897	2.826.911	12,36
SPAIN	86.751	18.478	-78,70	642.164	99.930	-84,44
PORTUGAL	60.000	26.728	-55,45	175.800	82.337	-53,16
GREECE	7.200	11.209	55,68	73.678	66.008	-10,41
HUNGARY	0	490	--	0	879	--
POLAND	0	174	--	0	379	--
UKRAINE	0	14.710	--	0	92.172	--
LITHUANIA	28.960	0	-100,00	241.657	0	-100,00
LATVIA	69.605	0	-100,00	421.468	0	-100,00
GEORGIA	90.936	0	-100,00	543.337	0	-100,00
RUSSIA FEDERATION	38.086	88.986	133,64	375.651	729.363	94,16
TEH	21.304.521	43.095.247	102,28	29.020.831	61.061.233	110,40
JAPAN	21.746	609.880	2.704,56	56.817	935.802	1.547,05
HONG KONG	2.580	24.751	859,34	7.739	14.611	88,80
KOREA, REPUBLIC OF	616	11.938	1.837,99	720	19.868	2.659,44
TAIWAN	87.774	487.798	455,74	150.647	562.833	273,61
CHINA	48.170	200.610	316,46	44.192	204.282	362,26
THAILAND	96	0	-100,00	695	0	-100,00
SINGAPORE	232.472	294.459	26,66	294.948	408.520	38,51
PHILIPPINES	74	0	-100,00	560	0	-100,00
MALAYSIA	3.018.200	3.926.853	30,11	3.436.082	5.674.775	65,15
BRUNEI DARUSSALAM	0	3.893	--	0	4.645	--
MALDIVES	0	154	--	0	409	--
INDIA	402.220	2.052.610	410,32	519.889	2.464.112	373,97
PAKISTAN	3.408.233	6.350.596	86,33	5.978.690	10.749.971	79,80
SRI LANKA	39.792	215.240	440,91	64.505	352.024	445,73
AFGHANISTAN	238.063	354.615	48,96	311.668	485.845	55,89
IRAN (ISLAMIC REPUBLIC OF)	46.200	0	-100,00	62.472	0	-100,00
SAUDI ARABIA	99.965	183.312	83,38	100.266	283.152	182,40
ISRAEL	0	200.240	--	0	277.252	--
JORDAN	0	10.600	--	0	13.752	--
SYRIA ARAB REPUBLIC	0	8.000	--	0	15.040	--
TURKEY	20.800	265.720	1.177,50	25.929	440.792	1.600,00
UNITED ARAB EMIRATES	874.167	2.697.511	208,58	886.985	3.480.075	292,35

TABEL 5. PERKEMBANGAN EKSPOR INDONESIA MENURUT KOMODITI DAN NEGARA TUJUAN

JENIS BARANG	BERAT BERSIH (KG)		PERUB	NILAI FOB (US \$)		PERUB
	JAN-JUN 2007	JAN-JUN 2008	%	JAN-JUN 2007	JAN-JUN 2008	%
	(1)	(2)	(3)	(4)	(5)	(6)
EGYPT	54.000	667.980	1.137,00	69.212	1.058.130	1.428,82
KENYA	60.250	234.000	288,38	36.749	140.400	282,05
NIGERIA	24.200	0	-100,00	36.640	0	-100,00
UGANDA	45	0	-100,00	422	0	-100,00
DJIBOUTI	81.900	184.394	125,15	48.714	120.778	147,93
SOUTH AFRICA	156.000	202.680	29,92	286.676	436.396	52,23
AUSTRALIA	92.938	313.116	236,91	157.161	464.736	195,71
NEW ZEALAND	275.233	318.083	15,57	296.517	362.674	22,31
VANUATU	0	113	--	0	171	--
FIJI	0	64.560	--	0	88.849	--
SAMOA	0	1.850	--	0	2.800	--
EAST TIMOR	39.410	0	-100,00	49.536	0	-100,00
UNITED STATES	1.902.138	2.806.367	47,54	2.954.263	3.833.898	29,78
CANADA	246.908	391.277	58,47	335.728	540.304	60,94
GUATEMALA	10.600	0	-100,00	13.886	0	-100,00
SURINAME	180	0	-100,00	88	0	-100,00
CHILE	72.402	305.060	321,34	98.133	492.986	402,37
UNITED KINGDOM	2.065.899	4.397.972	112,88	2.784.880	6.271.182	125,19
NETHERLANDS	1.034.912	1.744.591	68,57	1.268.599	2.513.544	98,14
FRANCE	0	15.106	--	0	43.303	--
GERMANY, FED. REP. OF	2.315.892	3.779.674	63,21	2.652.738	4.470.613	68,53
SWITZERLAND	0	327	--	0	755	--
DENMARK	0	37.600	--	0	67.436	--
SWEDEN	0	10.400	--	0	10.483	--
FINLAND	71.000	0	-100,00	89.740	0	-100,00
IRELAND	37.200	0	-100,00	50.620	0	-100,00
ITALY	11.000	15.569	41,54	12.320	34.559	180,51
SPAIN	7.003	0	-100,00	12.706	0	-100,00
POLAND	496.205	1.611.166	224,70	528.998	2.527.905	377,87
KAZAKHSTAN	0	72.000	--	0	96.231	--
KYRGYZSTAN	0	59.475	--	0	111.156	--
UKRAINE	269.423	329.767	22,40	394.137	427.334	8,42
LATVIA	39.118	98.448	151,67	60.431	166.041	174,76
CZECH REPUBLIC	0	1.921	--	0	17.981	--
RUSSIA FEDERATION	3.399.497	7.532.971	121,59	4.839.133	10.372.828	114,35
-LADA HITAM	7.870.545	23.662.527	200,65	20.171.517	69.592.890	245,01
JAPAN	122.114	220.184	80,31	288.269	880.943	205,60
HONG KONG	31.000	46.478	49,93	84.560	157.591	86,37
KOREA, REPUBLIC OF	127.506	148.000	16,07	440.110	541.345	23,00
TAIWAN	116.450	61.500	-47,19	247.150	99.900	-59,58
CHINA	0	30.000	--	0	108.995	--
SINGAPORE	471.143	1.068.365	126,76	834.760	2.690.942	222,36
PHILIPPINES	3.137	136.341	4.246,22	3.410	25.897	659,44
MALAYSIA	72.387	26.731	-63,07	153.486	87.283	-43,13
NEPAL	0	140.400	--	0	481.409	--
VIET NAM	299.299	1.608.330	437,37	884.468	5.209.100	488,95
INDIA	445.533	3.066.500	588,28	976.165	10.202.364	945,15
PAKISTAN	29.881	45.000	50,60	74.261	143.400	93,10
EGYPT	8.095	0	-100,00	4.000	0	-100,00
BENIN	0	19.050	--	0	55.245	--
NIGER	20.000	0	-100,00	42.000	0	-100,00
SOUTH AFRICA	35.938	28.657	-20,26	52.850	13.378	-74,69
AUSTRALIA	26.460	239.791	806,24	118.384	928.512	684,32
UNITED STATES	5.580.104	14.967.755	168,23	14.422.155	41.931.270	190,74
CANADA	113.058	50.035	-55,74	358.750	168.492	-53,03
DOMINICAN REPUBLIC	0	4.685	--	0	15.750	--
NETHERLANDS	135.705	742.000	446,77	419.574	2.617.416	523,83
FRANCE	38.000	329.677	767,57	101.275	1.134.367	1.020,09
GERMANY, FED. REP. OF	60.000	132.375	120,63	153.000	437.921	186,22
BELGIUM	0	3.054	--	0	7.375	--
ITALY	0	61.000	--	0	226.804	--
PORTUGAL	15.000	2.518	-83,21	42.950	5.263	-87,75
BULGARIA	0	34.949	--	0	82.163	--
UKRAINE	0	13.000	--	0	48.750	--
RUSSIA FEDERATION	119.735	436.152	264,26	469.940	1.291.015	174,72
-LADA PUTIH	6.667.959	9.651.648	44,75	27.261.389	46.536.769	70,71
JAPAN	525.647	855.090	62,67	2.121.359	4.205.067	98,23
HONG KONG	46.192	15.999	-65,36	184.475	88.450	-52,05
KOREA, REPUBLIC OF	51.057	16.765	-67,16	211.610	66.175	-68,73
TAIWAN	129.000	121.000	-6,20	527.657	490.195	-7,10
CHINA	0	34.000	--	0	177.750	--
SINGAPORE	1.692.060	1.933.197	14,25	6.874.975	9.450.581	37,46
PHILIPPINES	7.225	2.794	-61,33	9.217	7.098	-22,99
MALAYSIA	207.671	228.031	9,80	820.015	1.114.800	35,95
VIET NAM	218.316	623.000	185,37	987.133	3.024.566	206,40
INDIA	155.254	372.600	139,99	622.861	1.748.690	180,75

TABEL 5. PERKEMBANGAN EKSPOR INDONESIA MENURUT KOMODITI DAN NEGARA TUJUAN

JENIS BARANG	BERAT BERSIH (KG)		PERUB	NILAI FOB (US \$)		PERUB
	JAN-JUN 2007	JAN-JUN 2008	%	JAN-JUN 2007	JAN-JUN 2008	%
(1)	(2)	(3)	(4)	(5)	(6)	(7)
PAKISTAN	0	3.688	--	0	9.029	--
SAUDI ARABIA	17.000	0	-100,00	84.150	0	-100,00
MOROCCO	4.845	0	-100,00	9.765	0	-100,00
NIGERIA	0	300	--	0	2.100	--
SOUTH AFRICA	32.000	233.000	628,13	111.900	594.760	431,51
AUSTRALIA	30.000	119.000	296,67	142.150	608.155	327,83
EAST TIMOR	4	0	-100,00	8	0	-100,00
UNITED STATES	1.206.000	2.145.000	77,86	5.075.599	11.212.425	120,91
CANADA	0	58.101	--	0	303.136	--
DOMINICAN REPUBLIC	10.042	19.511	94,29	27.800	68.370	145,94
UNITED KINGDOM	15.000	31.000	106,67	68.825	160.700	133,49
NETHERLANDS	1.091.642	1.312.000	20,19	4.305.776	6.355.621	47,61
FRANCE	0	32.000	--	0	147.760	--
GERMANY, FED. REP. OF	1.114.000	1.141.002	2,42	4.660.339	5.082.175	9,05
BELGIUM	68.000	204.000	200,00	243.150	987.086	305,96
ITALY	0	66.000	--	0	228.837	--
SPAIN	0	49.000	--	0	256.330	--
PORTUGAL	22.004	20.570	-6,52	53.600	83.288	55,39
POLAND	25.000	0	-100,00	119.025	0	-100,00
BULGARIA	0	15.000	--	0	63.625	--
-KAYU MANIS DAN BUNGANYA	12.895.781	16.071.697	24,63	9.642.830	13.955.053	44,72
JAPAN	10.325	2.850	-72,40	12.978	4.451	-65,70
KOREA, REPUBLIC OF	44.498	121.452	172,94	42.889	91.501	113,34
TAIWAN	11.602	260	-97,76	9.318	100	-98,93
CHINA	31.350	0	-100,00	24.060	0	-100,00
THAILAND	1.072.711	1.124.356	4,81	747.364	1.082.407	44,83
SINGAPORE	425.897	340.457	-20,06	253.647	266.612	5,11
PHILIPPINES	540	385	-28,70	1.087	952	-12,42
MALAYSIA	515.342	724.126	40,51	324.201	698.322	115,40
VIET NAM	17.999	9.000	-50,00	9.238	8.010	-13,29
MALDIVES	0	291	--	0	515	--
INDIA	341.323	378.487	10,89	291.919	348.091	19,24
PAKISTAN	17.000	0	-100,00	11.050	0	-100,00
IRAN (ISLAMIC REPUBLIC OF)	64.000	0	-100,00	49.600	0	-100,00
SAUDI ARABIA	10.000	10.000	0,00	2.500	9.690	287,60
ISRAEL	0	69.000	--	0	44.896	--
JORDAN	48.000	15.747	-67,19	14.400	17.539	21,80
YEMEN	0	6.850	--	0	3.768	--
OMAN	0	12.450	--	0	6.583	--
SYRIA ARAB REPUBLIC	75.000	140.550	87,40	41.360	95.493	130,88
TURKEY	150.000	102.000	-32,00	80.661	39.372	-51,19
UNITED ARAB EMIRATES	395.850	308.517	-22,06	173.117	179.522	3,70
EGYPT	140.295	35.090	-74,99	83.878	29.713	-64,58
LIBYAN ARAB JAMAHIRIYA	42.000	20.000	-52,38	17.550	18.400	4,84
MOROCCO	36.000	389.500	981,94	9.600	236.549	2.364,05
TUNISIA	57.950	40.000	-30,97	49.399	41.979	-15,02
ALGERIA	322.401	161.870	-49,79	196.256	163.626	-16,63
REUNION	10.385	280	-97,30	5.816	133	-97,71
SOUTH AFRICA	47.999	56.529	17,77	32.365	56.410	74,29
MAURITIUS	13.748	6.009	-56,29	8.627	4.815	-44,19
AUSTRALIA	243	18.252	7.411,11	269	26.850	9.881,41
NEW ZEALAND	76	0	-100,00	844	0	-100,00
EAST TIMOR	10.000	0	-100,00	5.505	0	-100,00
UNITED STATES	5.184.306	6.833.414	31,81	4.498.914	6.178.990	37,34
CANADA	201.051	255.596	27,13	146.831	227.285	54,79
MEXICO	17.000	18.000	5,88	12.425	14.400	15,90
PANAMA	0	10.000	--	0	17.350	--
SURINAME	204	207	1,47	1.200	810	-32,50
VENEZUELA	34.000	308.161	806,36	23.970	266.535	1.011,95
ARGENTINA	0	73	--	0	202	--
BRAZIL	517.689	642.503	24,11	314.759	505.417	60,57
COLOMBIA	0	46.000	--	0	28.830	--
PUERTO RICO	9.500	0	-100,00	8.865	0	-100,00
DOMINICAN REPUBLIC	463.336	694.408	49,87	262.231	494.469	88,56
DOMINICA	36.000	72.000	100,00	6.480	17.280	166,67
UNITED KINGDOM	33.100	23.000	-30,51	33.158	18.490	-44,24
NETHERLANDS	870.300	1.045.383	20,12	611.766	799.790	30,73
FRANCE	346.000	458.223	32,43	289.362	421.561	45,69
GERMANY, FED. REP. OF	400.802	493.850	23,22	332.286	485.146	46,00
AUSTRIA	0	46	--	0	144	--
BELGIUM	86.105	286.000	232,15	50.597	261.000	415,84
DENMARK	18.000	0	-100,00	9.700	0	-100,00
NORWAY	18.000	0	-100,00	17.097	0	-100,00
SWEDEN	1	13.714	1.371.300,00	4	19.623	490.475,00
FINLAND	19.999	0	-100,00	12.353	0	-100,00
ITALY	92.788	72.920	-21,41	100.023	86.560	-13,46
SPAIN	78.800	97.000	23,10	44.433	66.038	48,62

TABEL 5. PERKEMBANGAN EKSPOR INDONESIA MENURUT KOMODITI DAN NEGARA TUJUAN

JENIS BARANG	BERAT BERSIH (KG)		PERUB	NILAI FOB (US \$)		PERUB
	JAN-JUN 2007	JAN-JUN 2008	%	JAN-JUN 2007	JAN-JUN 2008	%
	(1)	(2)	(3)	(4)	(5)	(6)
PORTUGAL	144.224	136.000	-5,70	96.948	154.462	59,32
GREECE	201.997	275.190	36,23	146.698	266.918	81,95
POLAND	119.300	99.681	-16,45	78.193	71.971	-7,96
ROMANIA	35.726	0	-100,00	17.139	0	-100,00
RUSSIA FEDERATION	55.019	96.020	74,52	27.900	75.483	170,55
-BIJI PALA & BUNGANYA DAN KAPI	9.551.661	8.924.636	-6,56	28.323.088	29.602.495	4,52
JAPAN	267.639	288.161	7,67	2.049.526	2.083.838	1,67
HONG KONG	20.566	11	-99,95	44.313	47	-99,89
KOREA, REPUBLIC OF	211.970	202.745	-4,35	283.957	335.255	18,07
TAIWAN	4.662	598	-87,17	5.345	1.503	-71,88
CHINA	28.018	18.477	-34,05	10.372	10.324	-0,46
THAILAND	68.495	99.997	45,99	278.034	463.441	66,69
SINGAPORE	543.713	575.433	5,83	2.435.688	3.150.679	29,35
PHILIPPINES	32.691	24.106	-26,26	78.699	75.876	-3,59
MALAYSIA	544.066	459.863	-15,48	1.250.327	1.471.761	17,71
MYANMAR (FORM. BURMA)	19.990	6.247	-68,75	51.073	21.106	-58,67
VIET NAM	3.651.629	3.041.781	-16,70	4.708.322	5.166.712	9,74
MALDIVES	0	121	--	0	163	--
INDIA	612.403	457.374	-25,31	1.846.853	1.546.760	-16,25
PAKISTAN	71.184	89.701	26,01	373.721	471.672	26,21
BANGLADESH	64.162	51.198	-20,21	332.055	270.648	-18,49
AFGHANISTAN	16.000	8.000	-50,00	110.400	64.000	-42,03
SAUDI ARABIA	50.742	0	-100,00	28.682	0	-100,00
KUWAIT	799	0	-100,00	2.231	0	-100,00
JORDAN	0	3.275	--	0	8.115	--
LEBANON	14.999	0	-100,00	61.000	0	-100,00
YEMEN	0	3.146	--	0	9.778	--
UNITED ARAB EMIRATES	34.317	138.411	303,33	70.676	427.784	505,27
QATAR	585	0	-100,00	654	0	-100,00
EGYPT	0	2.807	--	0	6.953	--
MOROCCO	77.680	65.326	-15,90	226.306	238.800	5,52
GHANA	30.000	15.000	-50,00	152.500	78.750	-48,36
NIGERIA	15.000	46.738	211,59	99.000	171.800	73,54
BENIN	36.746	39.851	8,45	10.775	11.238	4,30
SOUTH AFRICA	39.000	0	-100,00	174.200	0	-100,00
AUSTRALIA	42.750	70.139	64,07	124.344	270.555	117,59
UNITED STATES	389.807	688.971	76,75	1.494.592	2.331.706	56,01
CANADA	11.499	27.950	143,06	52.650	88.139	67,41
MEXICO	0	11.821	--	0	8.827	--
CHILE	0	14.168	--	0	67.315	--
ARGENTINA	48.026	216.210	350,19	136.497	305.539	123,84
BRAZIL	14.000	31.040	121,71	39.200	145.474	271,11
DOMINICAN REPUBLIC	12.620	20.355	61,29	34.040	72.125	111,88
UNITED KINGDOM	0	1.250	--	0	3.035	--
NETHERLANDS	1.221.087	1.020.465	-16,43	5.276.352	4.182.387	-20,73
FRANCE	49.497	22.999	-53,53	329.562	177.680	-46,09
GERMANY, FED. REP. OF	446.196	284.197	-36,31	2.138.443	1.515.270	-29,14
AUSTRIA	0	16	--	0	53	--
BELGIUM	504.797	423.834	-16,04	2.646.608	2.307.483	-12,81
SWITZERLAND	0	1	--	0	1	--
ITALY	204.901	225.729	10,16	925.942	1.161.710	25,46
SPAIN	70.009	103.475	47,80	233.164	503.265	115,84
UKRAINE	13.500	28.500	111,11	40.712	91.370	124,43
RUSSIA FEDERATION	65.916	95.149	44,35	166.273	283.558	70,54
-PANILI	71.041	73.449	3,39	926.501	879.993	-5,02
JAPAN	370	281	-24,05	11.683	4.770	-59,17
HONG KONG	40	155	287,50	1.124	1.580	40,57
TAIWAN	320	0	-100,00	5.490	0	-100,00
CHINA	50	950	1.800,00	1.391	22.704	1.532,21
SINGAPORE	60	471	685,00	1.733	2.190	26,37
MALAYSIA	1.299	3.458	166,20	15.440	9.804	-36,50
AUSTRALIA	286	402	40,56	6.047	9.576	58,36
UNITED STATES	57.317	50.707	-11,53	723.656	490.058	-32,28
CANADA	4.473	1	-99,98	20.000	2	-99,99
MEXICO	0	50	--	0	200	--
BRAZIL	398	0	-100,00	9.020	0	-100,00
DOMINICA	520	270	-48,08	18.157	8.120	-55,28
UNITED KINGDOM	1.992	2.157	8,28	59.118	49.423	-16,40
NETHERLANDS	117	10.000	8.447,01	1.042	205.000	19.573,70
GERMANY, FED. REP. OF	3.255	4.547	39,69	40.730	76.566	87,98
SWITZERLAND	392	0	-100,00	5.822	0	-100,00
SWEDEN	152	0	-100,00	6.048	0	-100,00
-LAINNYA	5.962.082	8.459.414	41,89	9.281.818	10.724.871	15,55
JAPAN	151.097	252.173	66,89	197.194	291.963	48,06
HONG KONG	16.912	18.207	7,66	83.243	118.522	42,38

TABEL 5. PERKEMBANGAN EKSPOR INDONESIA MENURUT KOMODITI DAN NEGARA TUJUAN

JENIS BARANG	BERAT BERSIH (KG)		PERUB	NILAI FOB (US \$)		PERUB
	JAN-JUN 2007	JAN-JUN 2008	%	JAN-JUN 2007	JAN-JUN 2008	%
	(1)	(2)	(3)	(4)	(5)	(6)
KOREA, REPUBLIC OF	66.835	18.068	-72,97	72.641	29.593	-59,26
TAIWAN	79.209	37.605	-52,52	148.609	88.173	-40,67
CHINA	62.777	139.458	122,15	101.182	27.540	-72,78
THAILAND	32.950	23.042	-30,07	135.092	77.203	-42,85
SINGAPORE	781.384	666.356	-14,72	651.289	930.764	42,91
PHILIPPINES	0	50.819	--	0	18.581	--
MALAYSIA	479.948	1.539.619	220,79	543.506	1.074.826	97,76
MYANMAR (FORM. BURMA)	7.490	6.738	-10,04	1.397	22.763	1.529,42
BRUNEI DARUSSALAM	3.929	21.924	458,00	211.871	55.086	-74,00
NEPAL	40.500	12.042	-70,27	64.448	12.100	-81,23
VIET NAM	1.037.079	1.046.663	0,92	1.219.553	1.245.333	2,11
MALDIVES	0	21	--	0	86	--
INDIA	1.222.863	1.245.968	1,89	1.355.237	2.211.601	63,19
PAKISTAN	71.119	370.031	420,30	101.943	213.597	109,53
BANGLADESH	29.209	879.956	2.912,62	66.304	386.801	483,38
SAUDI ARABIA	790.570	428.530	-45,79	1.944.088	685.835	-64,72
ISRAEL	0	10.000	--	0	2.300	--
KUWAIT	5.704	0	-100,00	15.912	0	-100,00
JORDAN	10.000	37.160	271,60	2.200	32.820	1.391,82
LEBANON	8.500	0	-100,00	2.508	0	-100,00
YEMEN	24.048	18.114	-24,68	69.990	53.325	-23,81
SYRIA ARAB REPUBLIC	57.899	147.050	153,98	32.285	37.460	16,03
UNITED ARAB EMIRATES	154.036	372.022	141,52	59.855	246.505	311,84
QATAR	2.872	0	-100,00	2.732	0	-100,00
BAHRAIN	1.260	8.000	534,92	393	1.200	205,34
EGYPT	178.673	282.670	58,21	74.697	165.812	121,98
MOROCCO	14.000	0	-100,00	12.350	0	-100,00
TOGO	0	24.143	--	0	86.195	--
NIGERIA	26.190	0	-100,00	40.410	0	-100,00
BENIN	24.000	0	-100,00	16.800	0	-100,00
SOUTH AFRICA	260	48.520	18.561,54	1.374	15.158	1.003,20
AUSTRALIA	88.586	36.044	-59,31	297.907	129.186	-56,64
NEW ZEALAND	4.020	4.020	0,00	23.445	33.412	42,51
MICRONESIA, FEDERATED STATES	0	94	--	0	154	--
UNITED STATES	223.428	279.517	25,10	931.203	1.257.774	35,07
CANADA	98	9.385	9.476,53	389	5.717	1.369,67
MEXICO	8.050	4.178	-48,10	542	3.120	475,65
ARGENTINA	430	0	-100,00	919	0	-100,00
BRAZIL	23.344	21.582	-7,55	143.115	109.518	-23,48
UNITED KINGDOM	0	26.149	--	0	89.716	--
NETHERLANDS	120.163	218.902	82,17	333.724	244.694	-26,68
FRANCE	25.392	36.766	44,79	165.934	274.459	65,40
GERMANY, FED. REP. OF	43.645	19.482	-55,36	135.551	18.343	-86,47
AUSTRIA	170	143	-15,88	124	453	265,32
BELGIUM	30.200	25.013	-17,18	8.200	20.262	147,10
SWITZERLAND	0	809	--	0	2.838	--
SWEDEN	2	0	-100,00	7	0	-100,00
ITALY	108	201	86,11	315	632	100,63
SPAIN	7.000	46.521	564,59	2.965	376.688	12.604,49
PORTUGAL	0	1.441	--	0	3.013	--
GREECE	0	3	--	0	9	--
POLAND	0	11.533	--	0	5.353	--
UKRAINE	6.000	8.050	34,17	8.086	16.076	98,81
LATVIA	0	4.674	--	0	2.283	--
CROATIA	0	8	--	0	29	--
RUSSIA FEDERATION	133	0	-100,00	289	0	-100,00
TEBAKAU	12.486.668	12.429.033	-0,46	28.154.397	34.349.358	22,00
JAPAN	1.847	20.380	1.003,41	9.942	41.595	318,38
CHINA	84.260	153.760	82,48	468.352	1.077.983	130,17
SINGAPORE	94.142	554	-99,41	114.371	556	-99,51
PHILIPPINES	773.602	1.201.835	55,36	869.948	2.623.502	201,57
MALAYSIA	737.152	1.019.454	38,30	675.357	2.824.757	318,26
VIET NAM	356.600	399.968	12,16	236.790	353.620	49,34
PAKISTAN	403	0	-100,00	705	0	-100,00
SRI LANKA	140.017	267.378	90,96	2.174.531	4.099.085	88,50
YEMEN	0	9	--	0	60	--
UNITED ARAB EMIRATES	0	187.800	--	0	441.810	--
EGYPT	352.711	282.400	-19,93	376.468	379.802	0,89
TUNISIA	0	19.800	--	0	69.696	--
ALGERIA	58	0	-100,00	30	0	-100,00
SOUTH AFRICA	40.000	179.199	348,00	28.000	284.122	914,72
AUSTRALIA	0	76.800	--	0	449.280	--
UNITED STATES	1.064.395	1.922.052	80,58	1.109.690	2.201.219	98,36
HONDURAS	5.704	77.610	1.260,62	135.137	301.729	123,28
NICARAGUA	0	144.821	--	0	492.591	--
ARGENTINA	200	0	-100,00	1.817	0	-100,00
BRAZIL	0	5	--	0	7	--

TABEL 5. PERKEMBANGAN EKSPOR INDONESIA MENURUT KOMODITI DAN NEGARA TUJUAN

JENIS BARANG	BERAT BERSIH (KG)		PERUB	NILAI FOB (US \$)		PERUB
	JAN-JUN 2007	JAN-JUN 2008	%	JAN-JUN 2007	JAN-JUN 2008	%
	(1)	(2)	(3)	(4)	(5)	(6)
PARAGUAY	120.000	136.620	13,85	96.000	351.987	266,65
PUERTO RICO	359.995	486.337	35,10	731.649	974.380	33,18
DOMINICAN REPUBLIC	59.385	231.834	290,39	626.580	2.293.146	265,98
UNITED KINGDOM	240.840	231.660	-3,81	136.350	393.822	188,83
NETHERLANDS	668.837	539.116	-19,40	1.748.201	1.386.492	-20,69
FRANCE	612.123	174.916	-71,42	922.123	472.164	-48,80
GERMANY, FED. REP. OF	1.692.639	434.316	-74,34	7.651.073	3.865.713	-49,47
BELGIUM	1.930.136	1.496.678	-22,46	6.514.133	6.469.609	-0,68
SWITZERLAND	733	62.940	8.486,63	29.881	242.796	712,54
DENMARK	84.218	0	-100,00	447.232	0	-100,00
NORWAY	59.539	0	-100,00	179.213	0	-100,00
IRELAND	176.219	0	-100,00	433.224	0	-100,00
ITALY	164.685	72.377	-56,05	339.877	166.218	-51,09
SPAIN	45.535	135.534	197,65	304.727	346.865	13,83
PORTUGAL	500	0	-100,00	4.180	0	-100,00
POLAND	37.272	0	-100,00	55.216	0	-100,00
UKRAINE	268.024	133.920	-50,03	178.385	171.416	-3,91
LATVIA	208.075	60.000	-71,16	50.111	43.200	-13,79
RUSSIA FEDERATION	2.106.822	2.278.960	8,17	1.505.104	1.530.136	1,66
BIJI COKLAT	177.484.082	193.771.375	9,18	260.221.716	403.314.155	54,99
JAPAN	123.000	38.475	-68,72	296.864	117.429	-60,44
KOREA, REPUBLIC OF	0	3	--	0	17	--
TAIWAN	20.010	1.258	-93,71	1.921	2.387	24,26
CHINA	7.943.485	9.568.535	20,46	11.337.998	19.678.383	73,56
THAILAND	3.160.494	4.186.983	32,48	2.570.858	8.003.139	211,30
SINGAPORE	18.418.868	22.045.105	19,69	29.052.946	49.510.250	70,41
PHILIPPINES	62.400	0	-100,00	3.068	0	-100,00
MALAYSIA	90.759.046	117.579.115	29,55	132.440.655	238.203.694	79,86
INDIA	29.000	150.000	417,24	16.030	244.975	1.428,23
SRI LANKA	0	15.000	--	0	43.725	--
SAUDI ARABIA	28.000	0	-100,00	25.050	0	-100,00
UNITED ARAB EMIRATES	0	1	--	0	1	--
EGYPT	60.000	0	-100,00	27.000	0	-100,00
AUSTRALIA	9.000	0	-100,00	97.099	0	-100,00
UNITED STATES	28.400.485	14.487.496	-48,99	38.791.680	31.654.983	-18,40
CANADA	0	6.000.000	--	0	10.525.760	--
MEXICO	0	25.000	--	0	54.165	--
BRAZIL	17.484.020	19.217.590	9,92	30.217.168	44.295.235	46,59
COLOMBIA	7.750.000	0	-100,00	10.141.300	0	-100,00
PERU	500.000	0	-100,00	684.400	0	-100,00
COSTA RICA	0	16.000	--	0	11.840	--
NETHERLANDS	308.813	50.069	-83,79	502.611	111.154	-77,88
FRANCE	8	61.706	771.225,00	15	101.882	679.113,33
GERMANY, FED. REP. OF	302.990	250.003	-17,49	418.087	691.705	65,45
BELGIUM	1.642.005	0	-100,00	2.898.497	0	-100,00
DENMARK	0	4	--	0	11	--
SWEDEN	9	0	-100,00	221	0	-100,00
ITALY	12.449	32	-99,74	18.997	112	-99,41
SPAIN	270.000	79.000	-70,74	344.751	63.308	-81,64
POLAND	200.000	0	-100,00	334.500	0	-100,00
-IKAN TONGKOL/TUNA	26.807.010	34.177.811	27,50	65.543.619	75.736.300	15,55
JAPAN	8.358.859	8.251.129	-1,29	32.724.479	34.120.856	4,27
HONG KONG	1.327.052	1.420.052	7,01	1.495.924	1.865.072	24,68
KOREA, REPUBLIC OF	535.419	990.042	84,91	1.686.734	1.856.377	10,06
TAIWAN	1.239.143	1.270.441	2,53	1.044.050	2.068.714	98,14
CHINA	2.000.631	2.798.149	39,86	983.588	1.488.410	51,32
MACAU	99	0	-100,00	451	0	-100,00
THAILAND	3.898.145	8.678.739	122,64	4.154.345	10.158.630	144,53
SINGAPORE	1.790.257	882.884	-50,68	3.803.889	1.974.751	-48,09
PHILIPPINES	1.272.141	467.296	-63,27	389.185	305.129	-21,60
MALAYSIA	310.474	563.261	81,42	432.932	1.047.755	142,01
VIET NAM	801.362	3.991.641	398,11	1.449.761	3.926.851	170,86
SRI LANKA	0	95.555	--	0	117.309	--
SAUDI ARABIA	500	0	-100,00	6.475	0	-100,00
ISRAEL	0	141.724	--	0	214.031	--
KUWAIT	55.996	1.490	-97,34	55.996	15.072	-73,08
JORDAN	800	613	-23,38	9.207	7.020	-23,75
LEBANON	2.312	7.946	243,69	22.651	31.503	39,08
OMAN	0	52.000	--	0	57.450	--
UNITED ARAB EMIRATES	8.139	28.583	251,19	42.298	86.658	104,87
EGYPT	25.321	394.739	1.458,94	91.148	347.495	281,24
MOROCCO	201	0	-100,00	201	0	-100,00
KENYA	108	0	-100,00	129.600	0	-100,00
REUNION	0	12.000	--	0	54.960	--
SENEGAL	135.000	0	-100,00	127.690	0	-100,00
BENIN	26.530	0	-100,00	248.880	0	-100,00

TABEL 5. PERKEMBANGAN EKSPOR INDONESIA MENURUT KOMODITI DAN NEGARA TUJUAN

JENIS BARANG	BERAT BERSIH (KG)		PERUB	NILAI FOB (US \$)		PERUB
	JAN-JUN 2007	JAN-JUN 2008	%	JAN-JUN 2007	JAN-JUN 2008	%
	(1)	(2)	(3)	(4)	(5)	(6)
SOUTH AFRICA	51.997	260.000	400,03	45.498	372.840	719,46
MAURITIUS	36.000	68.256	89,60	53.414	184.787	245,95
AUSTRALIA	29.394	70.011	138,18	171.516	218.249	27,25
NEW ZEALAND	0	27.000	--	0	97.000	--
EAST TIMOR	29.010	0	-100,00	29.010	0	-100,00
UNITED STATES	2.875.130	2.676.033	-6,92	12.018.326	12.015.597	-0,02
CANADA	28.469	82.396	189,42	307.945	622.891	102,27
MEXICO	182.434	106.338	-41,71	1.458.212	757.088	-48,08
PANAMA	378.000	0	-100,00	333.610	0	-100,00
URUGUAY	137.406	0	-100,00	23.359	0	-100,00
TRINIDAD AND TOBAGO	612.000	0	-100,00	565.490	0	-100,00
UNITED KINGDOM	81.303	13.464	-83,44	177.297	44.360	-74,98
NETHERLANDS	273.843	272.599	-0,45	158.185	169.680	7,27
FRANCE	0	15.898	--	0	50.202	--
GERMANY, FED. REP. OF	33.358	34.859	4,50	277.826	263.065	-5,31
AUSTRIA	11.000	11.691	6,28	11.000	11.691	6,28
BELGIUM	108.568	117.319	8,06	370.505	354.771	-4,25
MONACO	17.195	0	-100,00	70.752	0	-100,00
DENMARK	20.013	0	-100,00	25.463	0	-100,00
FINLAND	0	16.080	--	0	207.774	--
ITALY	0	241.427	--	0	420.164	--
GREECE	0	21.960	--	0	42.608	--
POLAND	48.000	0	-100,00	339.950	0	-100,00
UKRAINE	0	5.199	--	0	12.340	--
RUSSIA FEDERATION	65.401	88.997	36,08	206.777	147.150	-28,84
-UBUR-UBUR	2.652.826	5.008.098	88,78	5.197.156	9.297.190	78,89
JAPAN	404.737	1.224.783	202,61	1.415.659	3.234.578	128,49
HONG KONG	114.131	111.602	-2,22	292.322	383.194	31,09
KOREA, REPUBLIC OF	303.136	386.978	27,66	509.232	747.358	46,76
TAIWAN	80.768	308.105	281,47	134.396	487.909	263,04
CHINA	441.345	182.798	-58,58	238.472	82.048	-65,59
MACAU	35	338	865,71	771	1.058	37,22
THAILAND	2.169	44.977	1.973,63	5.900	34.995	493,14
SINGAPORE	26.398	77.750	194,53	93.218	60.862	-34,71
PHILIPPINES	375	0	-100,00	1.135	0	-100,00
MALAYSIA	16.135	156.372	869,15	43.148	133.705	209,88
VIET NAM	12.200	663.113	5.335,35	31.397	420.924	1.240,65
MALDIVES	230	0	-100,00	995	0	-100,00
PAKISTAN	2.500	0	-100,00	4.885	0	-100,00
IRAN (ISLAMIC REPUBLIC OF)	1.210	369	-69,50	5.135	1.292	-74,84
SAUDI ARABIA	710	0	-100,00	6.604	0	-100,00
ISRAEL	0	6.816	--	0	25.241	--
KUWAIT	2.481	1.376	-44,54	5.030	1.713	-65,94
JORDAN	550	1.564	184,36	1.122	3.531	214,71
LEBANON	0	133	--	0	659	--
SYRIA ARAB REPUBLIC	0	182	--	0	1.014	--
TURKEY	1.087	2.935	170,01	4.155	4.502	8,35
UNITED ARAB EMIRATES	538	1.618	200,74	1.340	1.445	7,84
CYPRUS	0	38	--	0	378	--
EGYPT	18	0	-100,00	151	0	-100,00
SOUTH AFRICA	62.541	114.013	82,30	173.106	338.051	95,29
MAURITIUS	119	129	8,40	662	775	17,07
AUSTRALIA	480	5.049	951,88	1.819	18.726	929,47
NEW ZEALAND	992	278	-71,98	2.160	569	-73,66
EAST TIMOR	1.190	0	-100,00	3.345	0	-100,00
UNITED STATES	521.176	905.253	73,69	984.615	1.977.611	100,85
CANADA	269.636	179.051	-33,60	568.112	385.388	-32,16
VENEZUELA	0	115	--	0	134	--
ARGENTINA	0	665	--	0	1.600	--
BRAZIL	0	2.528	--	0	1.539	--
PERU	117	314	168,38	240	722	200,83
DOMINICA	0	68	--	0	879	--
UNITED KINGDOM	58.271	91.467	56,97	79.323	121.512	53,19
NETHERLANDS	58.329	58.287	-0,07	199.725	103.578	-48,14
FRANCE	61.610	201.002	226,25	77.436	314.403	306,02
GERMANY, FED. REP. OF	96.013	101.081	5,28	128.834	114.901	-10,81
AUSTRIA	2.758	5.789	109,90	8.596	10.196	18,61
BELGIUM	14.551	48.621	234,14	43.898	125.246	185,31
SWITZERLAND	9.133	2.347	-74,30	13.770	2.982	-78,34
DENMARK	3.298	7.933	140,54	2.897	4.435	53,09
NORWAY	710	781	10,00	3.399	1.132	-66,70
SWEDEN	3.527	5.676	60,93	3.800	6.768	78,11
FINLAND	847	0	-100,00	1.040	0	-100,00
IRELAND	9	0	-100,00	102	0	-100,00
ITALY	42.037	58.251	38,57	53.808	81.847	52,11
SPAIN	7.812	6.299	-19,37	8.109	6.293	-22,39
PORTUGAL	1.460	3.358	130,00	2.086	3.375	61,79

TABEL 5. PERKEMBANGAN EKSPOR INDONESIA MENURUT KOMODITI DAN NEGARA TUJUAN

JENIS BARANG	BERAT BERSIH (KG)		PERUB	NILAI FOB (US \$)		PERUB
	JAN-JUN 2007	JAN-JUN 2008	%	JAN-JUN 2007	JAN-JUN 2008	%
	(1)	(2)	(3)	(4)	(5)	(6)
GREECE	1.539	2.576	67,38	3.529	5.744	62,77
HUNGARY	2.345	3.498	49,17	3.272	5.892	80,07
POLAND	1.636	4.184	155,75	3.262	3.645	11,74
ROMANIA	374	410	9,63	958	856	-10,65
UKRAINE	801	1.681	109,86	1.235	2.311	87,13
LITHUANIA	1.849	2.552	38,02	3.553	3.168	-10,84
ESTONIA	285	619	117,19	563	768	36,41
CROATIA	843	108	-87,19	977	1.335	36,64
MALTA	0	27	--	0	194	--
CZECH REPUBLIC	2.032	2.526	24,31	6.682	5.663	-15,25
RUSSIA FEDERATION	13.753	19.715	43,35	17.176	18.546	7,98
-KEPITING, KERANG-KERANGAN	31.628.268	27.868.502	-11,89	81.914.375	91.671.136	11,91
JAPAN	639.755	737.840	15,33	1.917.849	2.160.492	12,65
HONG KONG	3.397.903	2.452.876	-27,81	5.859.987	6.679.519	13,99
KOREA, REPUBLIC OF	1.477.174	1.873.116	26,80	2.330.291	4.427.170	89,98
TAIWAN	490.145	1.210.115	146,89	550.791	1.727.044	213,56
CHINA	6.650.429	1.519.916	-77,15	3.644.894	1.784.257	-51,05
MACAU	0	5.267	--	0	5.361	--
THAILAND	3.433.639	356.861	-89,61	3.607.520	655.798	-81,82
SINGAPORE	2.751.041	1.564.337	-43,14	3.668.802	3.784.681	3,16
PHILIPPINES	1.204	1.102	-8,47	22.620	31.737	40,31
MALAYSIA	1.372.955	2.355.069	71,53	1.704.366	5.054.234	196,55
VIET NAM	479.238	5.752.476	1.100,34	744.092	4.261.363	472,69
INDIA	352.642	511.187	44,96	855.663	1.020.805	19,30
SAUDI ARABIA	0	600	--	0	244	--
ISRAEL	0	49	--	0	300	--
TURKEY	23.113	34.029	47,23	82.494	45.580	-44,75
UNITED ARAB EMIRATES	0	9.012	--	0	16.410	--
QATAR	1.000	0	-100,00	8.551	0	-100,00
CYPRUS	31.046	46.103	48,50	86.972	98.834	13,64
EGYPT	88.034	118.853	35,01	90.196	150.980	67,39
SUDAN	440	0	-100,00	880	0	-100,00
SENEGAL	78.543	0	-100,00	214.610	0	-100,00
GAMBIA	0	31.680	--	0	30.096	--
SOUTH AFRICA	0	7.105	--	0	19.600	--
MAURITIUS	0	44.692	--	0	121.149	--
AUSTRALIA	314.845	118.547	-62,35	883.534	772.195	-12,60
NEW ZEALAND	0	45	--	0	222	--
UNITED STATES	5.276.020	3.766.161	-28,62	43.097.800	43.597.339	1,16
CANADA	240.132	162.129	-32,48	854.359	963.887	12,82
MEXICO	102.332	144.042	40,76	301.501	321.250	6,55
PANAMA	103.033	60.082	-41,69	260.696	178.225	-31,63
VENEZUELA	196	0	-100,00	72	0	-100,00
PUERTO RICO	329.415	115.127	-65,05	1.134.118	390.179	-65,60
DOMINICAN REPUBLIC	0	7.715	--	0	47.978	--
MARTINIQUE	13.074	10.431	-20,22	54.978	24.248	-55,90
UNITED KINGDOM	6.507	43.784	572,88	7.566	654.687	8.553,01
NETHERLANDS	196.565	178.891	-8,99	1.210.270	1.039.734	-14,09
FRANCE	117.082	64.314	-45,07	323.976	116.433	-64,06
GERMANY, FED. REP. OF	10.302	38.368	272,43	28.434	115.428	305,95
AUSTRIA	500	175	-65,00	1.200	300	-75,00
BELGIUM	75.773	54.070	-28,64	214.584	120.653	-43,77
SWITZERLAND	0	935	--	0	895	--
DENMARK	7.794	15	-99,81	26.986	15	-99,94
NORWAY	699	0	-100,00	339	0	-100,00
SWEDEN	814	43	-94,72	1.628	250	-84,64
ITALY	2.778.418	3.492.531	25,70	6.283.909	8.516.109	35,52
SPAIN	373.689	372.493	-0,32	790.934	1.067.680	34,99
PORTUGAL	235.641	279.045	18,42	639.910	770.426	20,40
GREECE	24.000	263.049	996,04	69.600	723.005	938,80
UKRAINE	24.960	0	-100,00	9.984	0	-100,00
LATVIA	3.701	0	-100,00	15.600	0	-100,00
CROATIA	80.036	18.278	-77,16	246.592	53.491	-78,31
MALTA	18.167	9.602	-47,15	51.754	23.775	-54,06
RUSSIA FEDERATION	26.272	36.345	38,34	13.473	97.078	620,54
-BEKICOT	1.740.591	1.779.967	2,26	2.500.065	4.968.284	98,73
JAPAN	11.180	0	-100,00	34.100	0	-100,00
HONG KONG	107.005	515.423	381,68	148.505	2.666.672	1.695,68
KOREA, REPUBLIC OF	44.002	19.519	-55,64	116.568	49.854	-57,23
TAIWAN	619.048	733.769	18,53	733.217	910.812	24,22
CHINA	27.235	1.530	-94,38	73.105	6.120	-91,63
MACAU	0	3.738	--	0	3.798	--
SINGAPORE	424.974	40.107	-90,56	347.829	106.933	-69,26
MALAYSIA	52.056	18.635	-64,20	30.227	13.366	-55,78
SOUTH AFRICA	41.524	125.297	201,75	90.101	340.768	278,21
AUSTRALIA	8.579	0	-100,00	16.781	0	-100,00

TABEL 5. PERKEMBANGAN EKSPOR INDONESIA MENURUT KOMODITI DAN NEGARA TUJUAN

JENIS BARANG	BERAT BERSIH (KG)		PERUB	NILAI FOB (US \$)		PERUB
	JAN-JUN 2007	JAN-JUN 2008	%	JAN-JUN 2007	JAN-JUN 2008	%
	(1)	(2)	(3)	(4)	(5)	(6)
UNITED STATES	70.124	34.998	-50,09	109.263	101.365	-7,23
CANADA	141.134	182.390	29,23	338.591	403.342	19,12
MEXICO	0	9.569	--	0	24.700	--
FRANCE	93.994	70.994	-24,47	295.890	253.854	-14,21
GERMANY, FED. REP. OF	21.339	0	-100,00	58.988	0	-100,00
BELGIUM	59.997	23.998	-60,00	94.900	86.700	-8,64
DENMARK	18.400	0	-100,00	12.000	0	-100,00
-IKAN LAINNYA	114.008.693	99.685.203	-12,56	119.469.587	142.784.141	19,52
JAPAN	5.317.467	7.706.250	44,92	20.120.072	23.257.093	15,59
HONG KONG	7.754.124	5.912.728	-23,75	18.266.014	17.582.385	-3,74
KOREA, REPUBLIC OF	3.874.877	4.024.768	3,87	5.292.676	5.519.821	4,29
TAIWAN	4.124.229	8.284.432	100,87	5.407.740	5.618.321	3,89
CHINA	9.420.938	8.284.765	-12,06	5.401.297	7.204.374	33,38
MACAU	349	3.476	895,99	3.600	10.425	189,58
PAPUA NEW GUINEA	20.000	0	-100,00	5.000	0	-100,00
THAILAND	36.793.589	11.334.361	-69,19	10.841.013	12.115.556	11,76
SINGAPORE	20.083.376	14.432.947	-28,13	19.115.090	20.227.873	5,82
PHILIPPINES	1.714.230	3.032.808	76,92	1.103.499	1.314.883	19,16
MALAYSIA	15.394.983	16.566.388	7,61	12.206.809	14.787.159	21,14
BRUNEI DARUSSALAM	2.715	135	-95,03	8.113	6.330	-21,98
VIET NAM	1.600.106	8.871.948	454,46	2.263.426	7.713.276	240,78
INDIA	78.921	53.881	-31,73	51.390	78.803	53,34
PAKISTAN	0	8	--	0	15	--
SRI LANKA	161.240	154.383	-4,25	178.437	211.071	18,29
IRAN (ISLAMIC REPUBLIC OF)	0	80.196	--	0	224.072	--
SAUDI ARABIA	31.901	279.720	776,84	58.992	482.211	717,42
ISRAEL	0	328.540	--	0	830.783	--
KUWAIT	2.081	1.429	-31,33	4.670	4.553	-2,51
JORDAN	13.029	24.409	87,34	20.580	31.476	52,94
LEBANON	141.609	92.733	-34,51	130.774	85.277	-34,79
OMAN	104.000	0	-100,00	89.990	0	-100,00
SYRIA ARAB REPUBLIC	6.386	7.866	23,18	9.878	11.992	21,40
TURKEY	506	29	-94,27	1.475	400	-72,88
UNITED ARAB EMIRATES	232.024	316.781	36,53	333.750	604.577	81,15
QATAR	250	1.517	506,80	3.000	21.522	617,40
BAHRAIN	25.939	193	-99,26	66.159	835	-98,74
CYPRUS	842	1.821	116,27	5.252	9.354	78,10
EGYPT	216.679	352.365	62,62	172.538	282.564	63,77
MOROCCO	0	108	--	0	445	--
ALGERIA	25.389	76.331	200,65	41.723	113.282	171,51
REUNION	48.072	36.000	-25,11	240.000	174.600	-27,25
MOZAMBIQUE	88.048	303.770	245,00	109.980	383.801	248,97
TOGO	0	31.310	--	0	36.764	--
GHANA	210.000	1.176.000	460,00	169.000	1.083.978	541,41
CONGO	16.188	15.500	-4,25	18.175	18.000	-0,96
SENEGAL	27.000	0	-100,00	27.860	0	-100,00
BENIN	0	15.500	--	0	18.200	--
SOUTH AFRICA	240.094	26.761	-88,85	267.019	45.752	-82,87
MAURITIUS	230.217	272.903	18,54	286.683	369.056	28,73
AUSTRALIA	1.284.206	954.991	-25,64	2.445.385	2.262.989	-7,46
NEW ZEALAND	1.403	37.818	2.595,51	5.311	48.353	810,43
MICRONESIA, FEDERATED STATES	0	27.000	--	0	5.400	--
GUAM	50.999	0	-100,00	66.790	0	-100,00
NEW CALEDONIA	0	14.290	--	0	15.147	--
AMERICAN SAMOA	0	61.789	--	0	55.061	--
FIJI	14.000	35.034	150,24	12.600	37.345	196,39
SAMOA	219.258	483.495	120,51	226.890	533.103	134,96
TONGA	0	37.190	--	0	40.652	--
EAST TIMOR	254	0	-100,00	1.978	0	-100,00
UNITED STATES	2.137.859	2.797.844	30,87	7.806.357	10.219.543	30,91
CANADA	34.985	42.440	21,31	104.676	200.927	91,95
MEXICO	83.579	344.496	312,18	112.101	1.473.291	1.214,25
PANAMA	221.180	162.343	-26,60	279.372	229.826	-17,73
SURINAME	0	68	--	0	128	--
VENEZUELA	346	424	22,54	948	2.232	135,44
ARGENTINA	37.939	480	-98,73	213.985	6.400	-97,01
BRAZIL	2.700	2.854	5,70	1.222	2.231	82,57
URUGUAY	103.902	50.018	-51,86	86.140	59.007	-31,50
PARAGUAY	150	300	100,00	450	2.233	396,22
PERU	875	856	-2,17	3.510	2.171	-38,15
TRINIDAD AND TOBAGO	108.000	0	-100,00	74.450	0	-100,00
PUERTO RICO	252.425	262.054	3,81	1.141.420	1.332.458	16,74
DOMINICAN REPUBLIC	91.555	112.341	22,70	373.864	459.781	22,98
FRENCH POLYNESIA	0	87.607	--	0	73.343	--
MARTINIQUE	25.022	8.838	-64,68	72.125	20.546	-71,51
NETHERLANDS ANTILLES	0	99	--	0	850	--
GUADELOUPE	0	17.999	--	0	50.000	--

TABEL 5. PERKEMBANGAN EKSPOR INDONESIA MENURUT KOMODITI DAN NEGARA TUJUAN

JENIS BARANG	BERAT BERSIH (KG)		PERUB	NILAI FOB (US \$)		PERUB
	JAN-JUN 2007	JAN-JUN 2008	%	JAN-JUN 2007	JAN-JUN 2008	%
	(1)	(2)	(3)	(4)	(5)	(6)
UNITED KINGDOM	191.163	256.406	34,13	520.925	597.434	14,69
NETHERLANDS	123.009	233.377	89,72	218.508	384.653	76,04
FRANCE	171.051	218.135	27,53	439.248	461.360	5,03
GERMANY, FED. REP. OF	48.716	65.522	34,50	273.646	340.684	24,50
AUSTRIA	3.870	3.514	-9,20	20.859	19.618	-5,95
BELGIUM	86.635	271.902	213,85	327.544	980.647	199,39
SWITZERLAND	3.907	4.373	11,93	14.809	24.896	68,11
DENMARK	9.253	34.607	274,01	30.462	48.411	58,92
NORWAY	819	2.958	261,17	2.936	6.010	104,70
SWEDEN	4.551	6.720	47,66	48.091	69.434	44,38
FINLAND	270	0	-100,00	458	0	-100,00
IRELAND	56	786	1.303,57	631	2.983	372,74
ITALY	198.132	195.885	-1,13	729.669	692.850	-5,05
SPAIN	79.483	104.145	31,03	555.238	243.025	-56,23
PORTUGAL	16.890	5.427	-67,87	49.359	17.092	-65,37
GREECE	4.582	36.875	704,78	14.280	96.894	578,53
DEMOCRATIC REPUBLIC OF THE C	74.508	284.723	282,14	77.432	305.144	294,08
HUNGARY	4.624	5.075	9,75	13.185	9.816	-25,55
POLAND	11.610	17.026	46,65	62.414	116.020	85,89
ROMANIA	790	679	-14,05	461	1.500	225,38
YUGOSLAVIA	25.014	0	-100,00	37.397	0	-100,00
UKRAINE	28.728	2.205	-92,32	42.708	3.719	-91,29
LITHUANIA	21.631	408	-98,11	270.526	984	-99,64
ESTONIA	72.793	36.966	-49,22	84.678	194.713	129,95
GEORGIA	0	387	--	0	339	--
CROATIA	172	79	-54,07	214	1.451	578,04
MALTA	400	30.835	7.608,75	2.912	78.710	2.602,95
SLOVENIA	40	250	525,00	393	3.345	751,15
CZECH REPUBLIC	8.303	8.820	6,23	49.277	73.950	50,07
RUSSIA FEDERATION	145.658	209.390	43,75	230.079	394.563	71,49
-BIJI BUNGA	36.390	48.640	33,66	1.139.944	1.373.836	20,52
SINGAPORE	108	183	69,44	230.345	365.058	58,48
MALAYSIA	1.079	0	-100,00	1.999	0	-100,00
VIET NAM	1.206	0	-100,00	1.606	0	-100,00
INDIA	33.359	47.840	43,41	27.537	38.272	38,98
AUSTRALIA	245	0	-100,00	582	0	-100,00
UNITED KINGDOM	26	64	146,15	54.827	164.759	200,51
NETHERLANDS	275	284	3,27	749.279	707.146	-5,62
FRANCE	80	252	215,00	22.054	16.804	-23,81
DENMARK	12	17	41,67	51.715	81.797	58,17
-BIJI KAPAS	14.918.378	644.580	-95,68	3.792.101	166.921	-95,60
JAPAN	385.000	385.000	0,00	59.295	92.875	56,63
TAIWAN	202.180	246.780	22,06	33.908	71.832	111,84
MALAYSIA	14.331.169	0	-100,00	3.698.868	0	-100,00
KUWAIT	0	12.800	--	0	2.214	--
GERMANY, FED. REP. OF	29	0	-100,00	30	0	-100,00
-BIJI LAINNYA	38.099.161	28.647.961	-24,81	13.901.426	9.559.858	-31,23
JAPAN	791.011	15.204.669	1.822,18	1.068.220	1.783.057	66,92
HONG KONG	306.602	995.295	224,62	399.459	1.242.629	211,08
KOREA, REPUBLIC OF	54.133	363.334	571,19	54.156	208.747	285,45
TAIWAN	358.528	166.216	-53,64	150.253	178.556	18,84
CHINA	480.335	885.209	84,29	737.748	1.198.788	62,49
THAILAND	137.992	870.455	530,80	426.086	821.995	92,92
SINGAPORE	530.886	362.980	-31,63	458.696	394.326	-14,03
PHILIPPINES	169.620	225.751	33,09	79.368	289.792	265,12
MALAYSIA	14.295.737	1.915.226	-86,60	4.836.169	2.127.636	-56,01
BRUNEI DARUSSALAM	9.560	13.796	44,31	16.365	27.501	68,05
VIET NAM	809.999	193.373	-76,13	577.438	301.766	-47,74
INDIA	459.759	269.939	-41,29	396.403	236.623	-40,31
PAKISTAN	2.020	21.362	957,52	3.720	28.042	653,82
SAUDI ARABIA	2.117	0	-100,00	600	0	-100,00
JORDAN	590	125	-78,81	5.832	2.855	-51,05
UNITED ARAB EMIRATES	150	6.057	3.938,00	1.300	32.465	2.397,31
CAMEROON	0	208	--	0	66.825	--
NIGERIA	0	132	--	0	100	--
MAURITIUS	25.045	0	-100,00	2.352	0	-100,00
AUSTRALIA	21.968	28.452	29,52	110.620	69.422	-37,24
EAST TIMOR	0	4.724	--	0	62.341	--
UNITED STATES	23.568	52.124	121,16	133.126	83.229	-37,48
UNITED KINGDOM	17	0	-100,00	17	0	-100,00
NETHERLANDS	1.556.359	36.488	-97,66	749.137	81.445	-89,13
GERMANY, FED. REP. OF	3.847.051	4.724	-99,88	3.312.337	62.215	-98,12
BELGIUM	30	0	-100,00	900	0	-100,00
ITALY	14.215.964	7.027.322	-50,57	377.400	259.503	-31,24
SPAIN	120	0	-100,00	3.724	0	-100,00

TABEL 5. PERKEMBANGAN EKSPOR INDONESIA MENURUT KOMODITI DAN NEGARA TUJUAN

JENIS BARANG	BERAT BERSIH (KG)		PERUB	NILAI FOB (US \$)		PERUB
	JAN-JUN 2007	JAN-JUN 2008	%	JAN-JUN 2007	JAN-JUN 2008	%
(1)	(2)	(3)	(4)	(5)	(6)	(7)
BULU BEBEK	179.080	34.050	-80,99	179.726	46.461	-74,15
KOREA, REPUBLIC OF	487	550	12,94	12.270	5.665	-53,83
TAIWAN	177.238	33.500	-81,10	151.800	40.796	-73,13
MALAYSIA	87	0	-100,00	23	0	-100,00
VIET NAM	422	0	-100,00	10.921	0	-100,00
NEW ZEALAND	1	0	-100,00	22	0	-100,00
SPAIN	845	0	-100,00	4.690	0	-100,00
DAMAR DAN GETAH DAMAR	24.485.403	17.135.572	-30,02	17.902.595	13.168.714	-26,44
JAPAN	468.267	503.760	7,58	347.391	385.549	10,98
KOREA, REPUBLIC OF	744.000	1.382.399	85,81	561.936	1.047.684	86,44
TAIWAN	806.400	1.459.294	80,96	583.488	1.101.024	88,70
CHINA	96.000	115.200	20,00	69.216	87.552	26,49
THAILAND	676.810	326.400	-51,77	535.659	253.632	-52,65
SINGAPORE	0	22.000	--	0	16.610	--
PHILIPPINES	153.600	96.000	-37,50	110.592	75.072	-32,12
MALAYSIA	115.200	173.076	50,24	83.232	142.884	71,67
INDIA	7.203.208	3.796.192	-47,30	5.228.430	2.853.179	-45,43
PAKISTAN	2.399.999	1.651.200	-31,20	1.728.576	1.267.929	-26,65
BANGLADESH	768.000	268.800	-65,00	561.024	210.624	-62,46
JORDAN	0	19.200	--	0	14.400	--
SYRIA ARAB REPUBLIC	0	80.000	--	0	75.717	--
TURKEY	345.600	172.800	-50,00	254.688	135.072	-46,97
UNITED ARAB EMIRATES	0	37.218	--	0	35.498	--
MOROCCO	0	40.363	--	0	34.511	--
NIGERIA	0	19.200	--	0	13.440	--
SOUTH AFRICA	0	57.600	--	0	44.928	--
AUSTRALIA	0	16.000	--	0	23.179	--
NEW ZEALAND	0	19.200	--	0	14.400	--
UNITED STATES	0	24.000	--	0	28.200	--
MEXICO	76.800	0	-100,00	55.296	0	-100,00
ARGENTINA	19.200	0	-100,00	13.824	0	-100,00
COLOMBIA	268.800	134.400	-50,00	197.376	100.032	-49,32
ECUADOR	19.200	57.600	200,00	13.440	48.192	258,57
PERU	19.200	0	-100,00	13.440	0	-100,00
NETHERLANDS	2.880.000	1.555.200	-46,00	2.082.144	1.197.408	-42,49
FRANCE	1.151.999	825.599	-28,33	827.904	635.904	-23,19
GERMANY, FED. REP. OF	3.024.240	2.072.399	-31,47	2.203.565	1.671.452	-24,15
BELGIUM	1.056.000	192.000	-81,82	810.240	134.400	-83,41
FINLAND	0	288.000	--	0	211.200	--
ITALY	1.209.600	326.400	-73,02	902.976	255.360	-71,72
SPAIN	676.080	76.825	-88,64	490.638	54.720	-88,85
PORTUGAL	19.200	979.200	5.000,00	13.824	727.968	5.165,97
POLAND	0	232.847	--	0	178.546	--
ROMANIA	19.200	19.200	0,00	13.824	14.976	8,33
UKRAINE	57.600	0	-100,00	46.272	0	-100,00
LATVIA	0	19.200	--	0	13.536	--
RUSSIA FEDERATION	211.200	76.800	-63,64	153.600	63.936	-58,38
KOPAL DAN LAIN-LAIN	15.454.721	15.089.857	-2,36	11.059.690	12.774.850	15,51
JAPAN	102.000	213.395	109,21	122.530	349.143	184,94
HONG KONG	41.572	480	-98,85	89.800	480	-99,47
KOREA, REPUBLIC OF	45.000	62.628	39,17	55.210	153.294	177,66
TAIWAN	165.250	138.053	-16,46	155.645	220.175	41,46
CHINA	234.509	314.600	34,15	228.350	504.297	120,84
THAILAND	89.597	62.271	-30,50	86.353	153.981	78,32
SINGAPORE	1.244.265	1.097.118	-11,83	1.546.644	1.815.320	17,37
PHILIPPINES	34.000	30.000	-11,76	21.111	62.030	193,83
MALAYSIA	324.453	207.528	-36,04	292.505	336.439	15,02
VIET NAM	35.589	107.006	200,67	52.147	240.171	360,57
INDIA	7.898.503	6.925.652	-12,32	4.737.541	3.771.682	-20,39
PAKISTAN	569.845	563.301	-1,15	383.206	384.838	0,43
BANGLADESH	1.545.449	1.897.034	22,75	551.721	573.397	3,93
SRI LANKA	329.250	256.808	-22,00	130.866	90.809	-30,61
IRAN (ISLAMIC REPUBLIC OF)	19.200	0	-100,00	14.976	0	-100,00
SAUDI ARABIA	179.874	358.377	99,24	86.608	261.782	202,26
JORDAN	0	2.264	--	0	2.479	--
YEMEN	20.040	43.691	118,02	8.319	39.700	377,22
OMAN	0	2.243	--	0	1.740	--
SYRIA ARAB REPUBLIC	16.000	32.000	100,00	9.440	19.520	106,78
TURKEY	37.350	19.200	-48,59	30.613	14.400	-52,96
UNITED ARAB EMIRATES	347.840	735.907	111,56	168.155	567.149	237,28
EGYPT	0	285.201	--	0	605.996	--
LIBYAN ARAB JAMAHIRIYA	0	73.959	--	0	106.619	--
TUNISIA	60.540	35.340	-41,63	24.857	25.456	2,41
SUDAN	20.000	29.000	45,00	7.850	23.200	195,54
SOMALIA	0	18.990	--	0	9.495	--

TABEL 5. PERKEMBANGAN EKSPOR INDONESIA MENURUT KOMODITI DAN NEGARA TUJUAN

JENIS BARANG	BERAT BERSIH (KG)		PERUB	NILAI FOB (US \$)		PERUB
	JAN-JUN 2007	JAN-JUN 2008	%	JAN-JUN 2007	JAN-JUN 2008	%
	(1)	(2)	(3)	(4)	(5)	(6)
NIGER	0	21.000	--	0	14.910	--
SOUTH AFRICA	38.400	0	-100,00	28.800	0	-100,00
AUSTRALIA	18	169	838,89	28	57	103,57
NEW ZEALAND	77	563	631,17	1.623	2.809	73,07
FIJI	6	0	-100,00	168	0	-100,00
UNITED STATES	65.513	75.058	14,57	62.163	153.988	147,72
CANADA	68	0	-100,00	1.385	0	-100,00
MEXICO	60.000	1.043	-98,26	46.800	3.609	-92,29
SURINAME	0	1.662	--	0	6.500	--
ARGENTINA	0	29	--	0	171	--
BRAZIL	0	1.000	--	0	8.000	--
COLOMBIA	57.600	0	-100,00	44.928	0	-100,00
ECUADOR	19.200	0	-100,00	14.400	0	-100,00
COSTA RICA	0	740	--	0	871	--
UNITED KINGDOM	53.999	16.004	-70,36	138.761	39.027	-71,87
NETHERLANDS	15.000	1.392	-90,72	14.475	4.019	-72,23
FRANCE	130.845	84.718	-35,25	237.676	327.436	37,77
GERMANY, FED. REP. OF	886.335	1.106.459	24,84	621.515	921.340	48,24
AUSTRIA	3	0	-100,00	29	0	-100,00
BELGIUM	0	66.200	--	0	194.577	--
SWITZERLAND	13	0	-100,00	120	0	-100,00
IRELAND	10	0	-100,00	42	0	-100,00
ITALY	547.402	144.288	-73,64	876.337	718.844	-17,97
SPAIN	0	1.815	--	0	3.088	--
GREECE	51	0	-100,00	682	0	-100,00
POLAND	200.855	15.716	-92,18	150.911	10.266	-93,20
BULGARIA	0	1.555	--	0	1.986	--
RUSSIA FEDERATION	19.200	38.400	100,00	14.400	29.760	106,67
SAYUR-SAYURAN	26.771.102	42.144.582	57,43	11.824.833	18.403.582	55,64
JAPAN	1.998.687	1.347.409	-32,59	2.039.029	1.457.176	-28,54
HONG KONG	277.093	256.719	-7,35	126.843	86.193	-32,05
KOREA, REPUBLIC OF	27.666	33.312	20,41	93.526	86.402	-7,62
TAIWAN	1.828.135	1.751.246	-4,21	629.986	595.588	-5,46
CHINA	0	764.716	--	0	158.587	--
THAILAND	151.911	642.238	322,77	123.121	537.973	336,95
SINGAPORE	7.973.204	10.749.472	34,82	2.762.460	4.378.933	58,52
PHILIPPINES	4.140.632	9.703.002	134,34	1.894.554	3.099.262	63,59
MALAYSIA	9.200.930	12.612.698	37,08	2.783.168	4.531.481	62,82
BRUNEI DARUSSALAM	32.340	26.529	-17,97	67.492	65.297	-3,25
VIET NAM	5.317	2.912.230	54.672,05	6.150	1.806.772	29.278,41
INDIA	475.811	308.210	-35,22	240.590	206.860	-14,02
PAKISTAN	0	20.000	--	0	6.290	--
SRI LANKA	403	0	-100,00	1.457	0	-100,00
SAUDI ARABIA	142.318	104.957	-26,25	156.582	97.035	-38,03
KUWAIT	10	14.232	142.220,00	10	21.155	211.450,00
LEBANON	95	0	-100,00	200	0	-100,00
OMAN	0	750	--	0	450	--
UNITED ARAB EMIRATES	54.005	52.268	-3,22	69.818	70.630	1,16
QATAR	27.230	15.889	-41,65	39.335	25.486	-35,21
BAHRAIN	0	602	--	0	362	--
NIGERIA	0	821	--	0	156	--
BENIN	3.284	0	-100,00	1.000	0	-100,00
AUSTRALIA	18.374	21.464	16,82	23.553	19.304	-18,04
EAST TIMOR	0	96.315	--	0	96.445	--
UNITED STATES	308.185	638.638	107,23	403.995	981.703	143,00
CANADA	14.656	20.011	36,54	16.628	25.089	50,88
UNITED KINGDOM	0	108	--	0	45	--
NETHERLANDS	18.254	15.948	-12,63	35.862	25.778	-28,12
FRANCE	1.737	0	-100,00	1.683	0	-100,00
BELGIUM	64.770	0	-100,00	303.136	0	-100,00
DENMARK	50	0	-100,00	50	0	-100,00
SWEDEN	0	34.798	--	0	23.130	--
SLOVENIA	6.005	0	-100,00	4.605	0	-100,00
BUAH-BUAHAN	98.827.118	112.493.637	13,83	55.067.236	64.768.506	17,62
JAPAN	408.875	100.603	-75,40	254.896	132.208	-48,13
HONG KONG	3.036.448	1.562.715	-48,53	1.578.327	939.504	-40,47
KOREA, REPUBLIC OF	332.015	85.751	-74,17	260.195	135.654	-47,86
TAIWAN	74.793	110.516	47,76	23.820	126.442	430,82
CHINA	3.898.453	3.712.955	-4,76	1.989.343	1.874.663	-5,76
PAPUA NEW GUINEA	0	57	--	0	190	--
SINGAPORE	4.062.078	8.200.988	101,89	2.428.974	4.601.945	89,46
PHILIPPINES	34.000	0	-100,00	9.084	0	-100,00
MALAYSIA	3.925.349	3.070.704	-21,77	1.717.252	997.933	-41,89
BRUNEI DARUSSALAM	10.260	19.415	89,23	25.441	51.607	102,85
NEPAL	7.598.369	8.132.863	7,03	3.058.665	3.899.577	27,49
VIET NAM	465.386	373.937	-19,65	265.644	284.276	7,01

TABEL 5. PERKEMBANGAN EKSPOR INDONESIA MENURUT KOMODITI DAN NEGARA TUJUAN

JENIS BARANG	BERAT BERSIH (KG)		PERUB %	NILAI FOB (US \$)		PERUB %
	JAN-JUN 2007	JAN-JUN 2008		JAN-JUN 2007	JAN-JUN 2008	
(1)	(2)	(3)	(4)	(5)	(6)	(7)
MALDIVES	0	27.600	--	0	34.622	--
INDIA	38.427.134	40.287.478	4,84	19.929.161	22.466.601	12,73
PAKISTAN	30.051.604	35.492.911	18,11	20.200.032	22.898.755	13,36
BANGLADESH	4.026.588	9.004.599	123,63	1.645.309	4.970.196	202,08
IRAN (ISLAMIC REPUBLIC OF)	985.270	673.474	-31,65	341.055	312.736	-8,30
SAUDI ARABIA	357.692	451.637	26,26	174.930	257.632	47,28
KUWAIT	116.545	29.593	-74,61	47.277	20.178	-57,32
OMAN	0	15.393	--	0	9.236	--
SYRIA ARAB REPUBLIC	12.500	0	-100,00	7.875	0	-100,00
UNITED ARAB EMIRATES	818.341	928.019	13,40	486.628	478.005	-1,77
QATAR	2.707	34.930	1.190,36	2.884	24.822	760,68
BAHRAIN	4.693	31.511	571,45	3.311	18.540	459,95
SOUTH AFRICA	16.422	0	-100,00	17.078	0	-100,00
AUSTRALIA	703	1.780	153,20	2.142	3.983	85,95
EAST TIMOR	0	12.212	--	0	13.369	--
UNITED STATES	33.560	28.162	-16,08	379.900	23.252	-93,88
CANADA	8	0	-100,00	8	0	-100,00
SURINAME	87	0	-100,00	721	0	-100,00
NETHERLANDS	84.015	39.696	-52,75	165.325	91.115	-44,89
FRANCE	31.702	33.183	4,67	45.967	66.745	45,20
GERMANY, FED. REP. OF	11.032	0	-100,00	5.516	0	-100,00
AUSTRIA	28	0	-100,00	21	0	-100,00
BELGIUM	440	0	-100,00	440	0	-100,00
SWITZERLAND	21	9.630	45.757,14	15	3.370	22.366,67
ITALY	0	900	--	0	450	--
RUSSIA FEDERATION	0	20.425	--	0	30.900	--
KULIT KERANG DAN LAIN-LAIN	4.069.244	3.545.944	-12,86	1.530.666	1.286.167	-15,97
JAPAN	182.464	308.695	69,18	113.780	123.468	8,51
HONG KONG	138.943	44.144	-68,23	39.518	16.751	-57,61
KOREA, REPUBLIC OF	101.556	39.044	-61,55	72.745	48.507	-33,32
TAIWAN	0	449	--	0	102	--
CHINA	3.164.168	2.804.579	-11,36	752.586	728.635	-3,18
THAILAND	17.765	36.296	104,31	46.183	52.441	13,55
SINGAPORE	11.265	2.515	-77,67	100.246	24.456	-75,60
PHILIPPINES	10.395	0	-100,00	1.039	0	-100,00
MALAYSIA	16.915	650	-96,16	23.131	266	-98,85
VIET NAM	305.059	226.447	-25,77	153.692	176.193	14,64
INDIA	4.905	16.346	233,25	2.462	2.492	1,22
AUSTRALIA	1.121	13.140	1.072,17	680	5.898	767,35
UNITED STATES	12.789	23	-99,82	14.834	137	-99,08
CANADA	0	950	--	0	220	--
MEXICO	0	126	--	0	390	--
BRAZIL	92	0	-100,00	177	0	-100,00
UNITED KINGDOM	8.121	0	-100,00	8.701	0	-100,00
NETHERLANDS	311	25.000	7.938,59	132	8.500	6.339,39
GERMANY, FED. REP. OF	9.422	8.500	-9,79	5.250	4.250	-19,05
ITALY	83.590	18.678	-77,66	195.007	91.921	-52,86
SPAIN	363	362	-0,28	503	1.540	206,16
TANAMAN OBAT	5.870.374	4.129.180	-29,66	4.948.227	4.463.119	-9,80
JAPAN	38.805	31.797	-18,06	202.666	124.291	-38,67
HONG KONG	485.734	138.745	-71,44	76.439	119.433	56,25
KOREA, REPUBLIC OF	67.016	16.982	-74,66	67.358	53.171	-21,06
TAIWAN	1.054.679	1.105.027	4,77	854.008	388.357	-54,53
CHINA	92.652	228.694	146,83	78.615	84.281	7,21
THAILAND	20.356	0	-100,00	7.514	0	-100,00
SINGAPORE	1.742.049	1.123.749	-35,49	1.514.725	1.022.667	-32,48
MALAYSIA	52.896	303.422	473,62	30.481	139.666	358,21
VIET NAM	24.875	74.915	201,17	18.711	41.045	119,36
MALDIVES	0	200	--	0	5.000	--
INDIA	163.872	204.255	24,64	304.352	214.455	-29,54
PAKISTAN	26.000	0	-100,00	10.400	0	-100,00
SAUDI ARABIA	696.986	259.445	-62,78	798.708	610.523	-23,56
KUWAIT	0	697	--	0	15.110	--
JORDAN	0	1.297	--	0	1.978	--
OMAN	0	13.421	--	0	10.410	--
TURKEY	0	1.105	--	0	3.166	--
UNITED ARAB EMIRATES	784.310	210.350	-73,18	208.294	136.518	-34,46
QATAR	0	4.507	--	0	10.620	--
EGYPT	38.649	0	-100,00	29.084	0	-100,00
LIBYAN ARAB JAMAHIRIYA	0	61.700	--	0	32.270	--
MOROCCO	7.807	4.072	-47,84	18.685	12.773	-31,64
SUDAN	109.150	154.550	41,59	28.726	46.926	63,36
GHANA	16.240	0	-100,00	16.240	0	-100,00
CAMEROON	126.000	0	-100,00	131.700	0	-100,00
BENIN	34.000	0	-100,00	6.800	0	-100,00
NIGER	72.000	0	-100,00	14.400	0	-100,00

TABEL 5. PERKEMBANGAN EKSPOR INDONESIA MENURUT KOMODITI DAN NEGARA TUJUAN

JENIS BARANG	BERAT BERSIH (KG)		PERUB	NILAI FOB (US \$)		PERUB
	JAN-JUN 2007	JAN-JUN 2008	%	JAN-JUN 2007	JAN-JUN 2008	%
	(1)	(2)	(3)	(4)	(5)	(6)
CHAD	72.000	0	-100,00	18.100	0	-100,00
AUSTRALIA	0	283	--	0	820	--
UNITED STATES	1.246	2.026	62,60	3.479	5.638	62,06
CANADA	420	2.320	452,38	1.560	4.640	197,44
SURINAME	374	0	-100,00	7.749	0	-100,00
COLOMBIA	0	66	--	0	780	--
DOMINICAN REPUBLIC	0	140	--	0	98	--
UNITED KINGDOM	781	3.382	333,03	4.419	12.172	175,45
NETHERLANDS	0	535	--	0	25.225	--
FRANCE	4.452	14.791	232,23	154.862	869.583	461,52
GERMANY, FED. REP. OF	50.189	103.023	105,27	101.425	213.566	110,57
BELGIUM	4.891	60	-98,77	1.169	277	-76,30
SWITZERLAND	0	100	--	0	350	--
ITALY	21.471	7.133	-66,78	32.727	12.496	-61,82
SPAIN	7.000	0	-100,00	15.629	0	-100,00
GREECE	59	0	-100,00	1.169	0	-100,00
YUGOSLAVIA	0	36	--	0	298	--
LATVIA	14.463	126	-99,13	22.736	5.256	-76,88
RUSSIA FEDERATION	38.952	56.229	44,35	165.297	239.260	44,75
-GANGGANG LAUT	41.855.241	43.298.289	3,45	23.008.165	34.211.988	48,69
JAPAN	303.969	238.412	-21,57	1.877.110	1.365.045	-27,28
HONG KONG	6.496.394	3.634.859	-44,05	1.515.080	1.217.185	-19,66
KOREA, REPUBLIC OF	2.637.205	2.168.530	-17,77	1.643.871	1.770.985	7,73
TAIWAN	239.990	219.971	-8,34	80.928	54.572	-32,57
CHINA	13.667.318	19.002.120	39,03	6.200.728	11.844.087	91,01
THAILAND	246.257	157.111	-36,20	189.205	170.605	-9,83
SINGAPORE	47.436	28.668	-39,56	395.378	1.344.378	240,02
PHILIPPINES	4.659.700	5.726.713	22,90	2.812.907	5.827.880	107,18
MALAYSIA	430.867	627.824	45,71	688.724	710.600	3,18
VIET NAM	3.476.994	4.181.562	20,26	1.151.220	1.316.419	14,35
MOROCCO	168.006	0	-100,00	64.460	0	-100,00
TUNISIA	269.998	79.999	-70,37	119.000	69.500	-41,60
AUSTRALIA	160.000	116.747	-27,03	334.730	338.825	1,22
UNITED STATES	1.913.538	963.217	-49,66	1.652.026	810.105	-50,96
CANADA	0	72.000	--	0	28.800	--
MEXICO	40.000	80.000	100,00	20.000	46.000	130,00
PANAMA	14.000	0	-100,00	7.000	0	-100,00
CHILE	1.153.980	451.600	-60,87	533.069	1.071.681	101,04
VENEZUELA	8.000	0	-100,00	4.000	0	-100,00
ARGENTINA	291.000	413.500	42,10	174.280	224.055	28,56
BRAZIL	780.000	600.000	-23,08	390.000	350.000	-10,26
DOMINICAN REPUBLIC	20.000	20.000	0,00	10.000	10.000	0,00
UNITED KINGDOM	283.500	476.600	68,11	753.054	1.944.832	158,26
NETHERLANDS	0	221	--	0	700	--
FRANCE	1.181.500	1.610.400	36,30	525.163	1.254.925	138,96
GERMANY, FED. REP. OF	167.000	220.006	31,74	271.700	380.395	40,01
BELGIUM	84.000	269.000	220,24	172.410	726.250	321,23
DENMARK	1.488.809	996.780	-33,05	634.002	353.868	-44,19
ITALY	20.000	28.000	40,00	74.319	106.718	43,59
SPAIN	1.542.620	830.254	-46,18	611.450	425.282	-30,45
POLAND	0	21.000	--	0	126.000	--
LITHUANIA	42.000	21.000	-50,00	25.200	102.900	308,33
RUSSIA FEDERATION	21.160	42.195	99,41	77.151	219.396	184,37
-LAINNYA	1.998.105	15.294.172	665,43	1.600.343	1.254.295	-21,62
JAPAN	10.248	1.763	-82,80	43.134	9.901	-77,05
HONG KONG	869	59.496	6.746,49	5.658	25.350	348,04
KOREA, REPUBLIC OF	24.617	30.474	23,79	3.746	8.021	114,12
TAIWAN	906.254	1.508.042	66,40	431.651	670.701	55,38
CHINA	479.653	227.700	-52,53	36.135	44.994	24,52
THAILAND	0	13.145.636	--	0	263.937	--
SINGAPORE	348.114	12.867	-96,30	701.750	26.627	-96,21
MALAYSIA	71.918	185.171	157,48	25.285	72.308	185,97
INDIA	12.500	0	-100,00	600	0	-100,00
SAUDI ARABIA	0	14.106	--	0	8.804	--
KUWAIT	49	66	34,69	84	15	-82,14
UNITED ARAB EMIRATES	450	150	-66,67	400	5.850	1.362,50
QATAR	0	1.400	--	0	1.200	--
CYPRUS	0	135	--	0	496	--
EGYPT	0	177	--	0	1.576	--
REUNION	0	3.098	--	0	3.176	--
SEYCHELLES	0	338	--	0	300	--
SOUTH AFRICA	25	251	904,00	629	190	-69,79
MAURITIUS	0	1.241	--	0	1.322	--
AUSTRALIA	40.022	2.949	-92,63	59.670	4.531	-92,41
FIJI	109	0	-100,00	600	0	-100,00
UNITED STATES	40.326	26.272	-34,85	128.114	46.127	-64,00

TABEL 5. PERKEMBANGAN EKSPOR INDONESIA MENURUT KOMODITI DAN NEGARA TUJUAN

JENIS BARANG	BERAT BERSIH (KG)		PERUB	NILAI FOB (US \$)		PERUB
	JAN-JUN 2007	JAN-JUN 2008	%	JAN-JUN 2007	JAN-JUN 2008	%
	(1)	(2)	(3)	(4)	(5)	(6)
CANADA	2.976	202	-93,21	9.467	333	-96,48
CHILE	0	1	--	0	1	--
VENEZUELA	699	0	-100,00	7.566	0	-100,00
ARGENTINA	19	0	-100,00	24	0	-100,00
BRAZIL	0	423	--	0	1.239	--
JAMAICA	0	820	--	0	1.636	--
FRENCH GUIANA	0	29	--	0	129	--
UNITED KINGDOM	10.394	117	-98,87	37.995	468	-98,77
NETHERLANDS	28.465	1.871	-93,43	59.301	9.942	-83,23
FRANCE	254	10.903	4.192,52	919	11.582	1.160,28
GERMANY, FED. REP. OF	7.123	26.303	269,27	9.006	9.095	0,99
BELGIUM	0	424	--	0	778	--
SWITZERLAND	22	0	-100,00	56	0	-100,00
DENMARK	0	27	--	0	21	--
ITALY	3.400	7.323	115,38	15.795	9.043	-42,75
SPAIN	4.146	608	-85,34	16.837	768	-95,44
GREECE	0	9.738	--	0	6.311	--
ANDORRA	0	69	--	0	32	--
HUNGARY	4.800	6.300	31,25	4.580	5.100	11,35
ROMANIA	653	0	-100,00	1.341	0	-100,00
CROATIA	0	7.682	--	0	2.391	--
-MUTIARA	897	681	-24,08	6.344.850	6.622.474	4,38
JAPAN	442	302	-31,67	4.284.561	3.181.471	-25,75
HONG KONG	13	26	100,00	125.301	310.332	147,67
THAILAND	9	5	-44,44	13.034	128	-99,02
SINGAPORE	32	0	-100,00	163.198	0	-100,00
MALAYSIA	0	2	--	0	63.319	--
VIET NAM	0	1	--	0	1.096	--
INDIA	8	1	-87,50	11.824	2.000	-83,09
AUSTRALIA	393	344	-12,47	1.746.932	3.064.128	75,40
-LAINNYA	159.606.649	172.896.454	8,33	70.327.586	86.313.535	22,73
JAPAN	5.342.852	6.379.645	19,41	5.192.543	5.728.996	10,33
HONG KONG	1.347.406	373.254	-72,30	1.052.214	392.805	-62,67
KOREA, REPUBLIC OF	1.846.669	15.220.145	724,19	1.192.426	5.745.893	381,87
TAIWAN	2.533.515	2.920.835	15,29	1.304.601	1.181.717	-9,42
CHINA	23.029.146	15.592.968	-32,29	2.862.196	2.594.148	-9,37
THAILAND	11.984.766	8.851.840	-26,14	641.629	1.458.966	127,38
SINGAPORE	17.903.533	16.515.480	-7,75	20.233.101	22.630.974	11,85
PHILIPPINES	11.733.393	16.366.839	39,49	2.634.227	4.913.467	86,52
MALAYSIA	53.898.234	59.462.069	10,32	15.285.772	22.003.533	43,95
MYANMAR (FORM. BURMA)	36.000	180.000	400,00	22.398	181.378	709,80
BRUNEI DARUSSALAM	331	2.369	615,71	1.270	15.006	1.081,57
LAO PEOPLE'S DEMOCRATIC REPU	0	20	--	0	100	--
VIET NAM	4.089.732	12.556.420	207,02	1.059.457	4.096.375	286,65
MALDIVES	10.178	13.594	33,56	5.475	4.130	-24,57
INDIA	2.864.615	594.854	-79,23	4.268.416	937.111	-78,05
PAKISTAN	12.790.412	10.621.471	-16,96	1.882.746	1.433.879	-23,84
BANGLADESH	198.500	0	-100,00	158.385	0	-100,00
SRI LANKA	260.830	26.439	-89,86	396.843	40.295	-89,85
IRAQ	110.880	0	-100,00	38.376	0	-100,00
SAUDI ARABIA	45.271	20.627	-54,44	41.598	80.113	92,59
ISRAEL	0	51.307	--	0	63.227	--
KUWAIT	47.059	94.573	100,97	19.402	27.214	40,26
JORDAN	0	20	--	0	10	--
LEBANON	13.957	145	-98,96	19.172	938	-95,11
YEMEN	32	0	-100,00	1.597	0	-100,00
OMAN	10.000	6.725	-32,75	5.350	6.688	25,01
TURKEY	3.150	175	-94,44	28.252	50	-99,82
UNITED ARAB EMIRATES	3.142	105.537	3.258,91	11.179	310.211	2.674,94
BAHRAIN	0	11	--	0	5	--
CYPRUS	0	13	--	0	72	--
EGYPT	149.032	1.979	-98,67	94.340	18.914	-79,95
MOROCCO	0	46.271	--	0	65.181	--
TUNISIA	0	51.000	--	0	68.154	--
TANZANIA, UNITED REPUBLIC OF	72.000	0	-100,00	47.304	0	-100,00
REUNION	206	26	-87,38	333	30	-90,99
MOZAMBIQUE	36.000	0	-100,00	21.240	0	-100,00
GHANA	38.000	0	-100,00	22.040	0	-100,00
LIBERIA	162.000	0	-100,00	99.992	0	-100,00
GUINEA	315.000	0	-100,00	192.150	0	-100,00
NIGERIA	26.424	20.322	-23,09	75.675	36.000	-52,43
SENEGAL	13	0	-100,00	442	0	-100,00
GAMBIA	9.101	0	-100,00	26.892	0	-100,00
SOUTH AFRICA	330.823	63	-99,98	211.396	9	-100,00
MAURITIUS	19	1.823	9.494,74	85	2.000	2.252,94
AUSTRALIA	58.617	49.938	-14,81	241.461	400.787	65,98

TABEL 5. PERKEMBANGAN EKSPOR INDONESIA MENURUT KOMODITI DAN NEGARA TUJUAN

JENIS BARANG	BERAT BERSIH (KG)		PERUB	NILAI FOB (US \$)		PERUB
	JAN-JUN 2007	JAN-JUN 2008	%	JAN-JUN 2007	JAN-JUN 2008	%
	(1)	(2)	(3)	(4)	(5)	(6)
NEW ZEALAND	17.236	2.207	-87,20	11.099	6.048	-45,51
PALAU	0	207	--	0	595	--
NEW CALEDONIA	152	77	-49,34	1.577	370	-76,54
NORTHERN MARIANA ISLANDS	1.680	0	-100,00	2.499	0	-100,00
SAMOA	105	0	-100,00	320	0	-100,00
TONGA	0	37	--	0	28	--
EAST TIMOR	177.805	9	-99,99	115.774	31	-99,97
UNITED STATES	4.133.096	2.188.105	-47,06	3.630.571	3.488.504	-3,91
CANADA	36.290	57.381	58,12	259.873	122.326	-52,93
MEXICO	2.577	169	-93,44	3.081	1.177	-61,80
NICARAGUA	0	72.000	--	0	80.770	--
SURINAME	58	0	-100,00	524	0	-100,00
VENEZUELA	19.000	360.000	1.794,74	13.017	407.514	3.030,63
ARGENTINA	2.693	2.813	4,46	3.895	4.762	22,26
BRAZIL	0	411.001	--	0	597.466	--
COLOMBIA	6.000	2.000	-66,67	30.000	11.380	-62,07
URUGUAY	0	26.000	--	0	39.000	--
PERU	31	0	-100,00	168	0	-100,00
PUERTO RICO	0	38	--	0	129	--
DOMINICAN REPUBLIC	0	97.000	--	0	105.555	--
COSTA RICA	36.014	0	-100,00	26.402	0	-100,00
FRENCH POLYNESIA	12	49	308,33	44	119	170,45
GRENADA	1.000	0	-100,00	150	0	-100,00
MARTINIQUE	17.998	0	-100,00	12.438	0	-100,00
NETHERLANDS ANTILLES	0	2.550	--	0	9.494	--
UNITED KINGDOM	94.763	4.781	-94,95	353.020	32.373	-90,83
NETHERLANDS	472.330	739.978	56,67	1.056.396	1.297.161	22,79
FRANCE	71.737	94.256	31,39	61.164	187.909	207,22
GERMANY, FED. REP. OF	234.764	137.899	-41,26	409.432	211.541	-48,33
AUSTRIA	374	213	-43,05	1.901	680	-64,23
BELGIUM	4.300	31.898	641,81	20.805	47.590	128,74
SWITZERLAND	556	195	-64,93	7.971	7.400	-7,16
DENMARK	410.948	254.013	-38,19	2.200.819	2.004.449	-8,92
SWEDEN	1.154	167	-85,53	2.757	175	-93,65
FINLAND	2.000	0	-100,00	28.309	0	-100,00
IRELAND	0	30	--	0	1.532	--
ITALY	273.111	121.365	-55,56	699.111	597.109	-14,59
SPAIN	139.408	76.210	-45,33	602.943	564.633	-6,35
PORTUGAL	20.376	15.161	-25,59	13.757	19.848	44,28
GREECE	3.330	0	-100,00	13.433	0	-100,00
HUNGARY	30	16.085	53.516,67	1.073	23.211	2.063,19
POLAND	367	36.514	9.849,32	363	51.513	14.090,91
BULGARIA	31.233	25.560	-18,16	17.817	26.547	49,00
UKRAINE	0	10.000	--	0	18.500	--
LITHUANIA	292	0	-100,00	170	0	-100,00
LATVIA	28.821	15.999	-44,49	21.183	18.100	-14,55
ESTONIA	2.022.240	1.947.000	-3,72	1.273.547	1.851.451	45,38
SLOVENIA	37.499	18.000	-52,00	25.364	20.475	-19,28
CZECH REPUBLIC	1.729	365	-78,89	10.218	15.606	52,73
RUSSIA FEDERATION	2.702	325	-87,97	2.626	2.088	-20,49
-KAYU LAPIS	872.845.939	885.390.386	1,44	777.627.184	774.380.885	-0,42
JAPAN	385.174.828	270.094.264	-29,88	371.254.290	237.274.661	-36,09
HONG KONG	6.663.738	7.398.019	11,02	5.124.972	5.577.252	8,83
KOREA, REPUBLIC OF	55.883.591	56.993.082	1,99	41.723.827	44.032.543	5,53
TAIWAN	75.628.283	89.459.361	18,29	45.700.565	56.741.166	24,16
CHINA	64.393.488	68.099.454	5,76	39.100.517	43.666.978	11,68
THAILAND	3.036.195	4.366.925	43,83	1.957.026	3.174.891	62,23
SINGAPORE	8.220.613	15.327.339	86,45	6.109.878	12.090.756	97,89
PHILIPPINES	217.917	189.152	-13,20	166.229	195.943	17,88
MALAYSIA	10.479.459	13.146.032	25,45	8.415.840	8.644.444	2,72
VIET NAM	973.006	1.621.896	66,69	609.567	1.023.157	67,85
MALDIVES	22.326	112.540	404,08	27.500	94.500	243,64
INDIA	51.440	2.527.998	4.814,46	55.066	2.907.450	5.179,94
PAKISTAN	0	482	--	0	601	--
BANGLADESH	0	75.000	--	0	30.700	--
SRI LANKA	0	35.594	--	0	10.902	--
IRAQ	0	73.440	--	0	66.478	--
IRAN (ISLAMIC REPUBLIC OF)	50.490	0	-100,00	59.047	0	-100,00
SAUDI ARABIA	26.925.487	61.722.020	129,23	22.615.100	53.702.743	137,46
KUWAIT	6.220.222	8.970.941	44,22	6.059.247	9.063.446	49,58
JORDAN	10.363.828	19.107.355	84,37	8.253.664	17.122.773	107,46
LEBANON	1.822.821	1.841.618	1,03	1.485.193	1.631.706	9,86
YEMEN	606.600	0	-100,00	424.628	0	-100,00
OMAN	2.525.040	8.211.439	225,20	2.365.064	7.949.618	236,13
SYRIA ARAB REPUBLIC	531.659	1.236.011	132,48	368.163	1.176.658	219,60
TURKEY	7.584.172	13.356.712	76,11	4.331.485	13.404.811	209,47
UNITED ARAB EMIRATES	44.038.900	59.419.236	34,92	38.206.076	51.724.350	35,38

TABEL 5. PERKEMBANGAN EKSPOR INDONESIA MENURUT KOMODITI DAN NEGARA TUJUAN

JENIS BARANG	BERAT BERSIH (KG)		PERUB	NILAI FOB (US \$)		PERUB
	JAN-JUN 2007	JAN-JUN 2008	%	JAN-JUN 2007	JAN-JUN 2008	%
	(1)	(2)	(3)	(4)	(5)	(6)
QATAR	10.712.883	7.928.833	-25,99	9.429.127	7.744.229	-17,87
BAHRAIN	2.128.707	1.388.587	-34,77	1.713.484	1.206.822	-29,57
CYPRUS	0	23.059	--	0	56.048	--
EGYPT	7.608.403	9.375.656	23,23	5.852.328	7.084.248	21,05
LIBYAN ARAB JAMAHIRIYA	44.000	3.351.084	7.516,10	30.542	2.695.454	8.725,40
MOROCCO	465.428	0	-100,00	422.877	0	-100,00
ALGERIA	9.825.185	6.587.602	-32,95	7.892.572	5.335.307	-32,40
REUNION	9.537	62.989	560,47	12.501	63.024	404,15
ANGOLA	226.461	0	-100,00	163.309	0	-100,00
COTE D'IVOIRE	18.379	0	-100,00	14.598	0	-100,00
SOUTH AFRICA	275.082	595.736	116,57	276.925	622.060	124,63
MAURITIUS	0	21.219	--	0	17.461	--
AUSTRALIA	9.220.425	11.378.450	23,40	11.493.049	14.777.888	28,58
NEW ZEALAND	327.847	273.637	-16,54	363.274	276.545	-23,87
NEW CALEDONIA	19.379	0	-100,00	13.218	0	-100,00
UNITED STATES	52.697.815	54.277.854	3,00	52.583.150	50.692.584	-3,60
CANADA	2.677.928	1.968.614	-26,49	2.859.723	2.266.738	-20,74
MEXICO	2.009.529	4.687.927	133,28	1.891.960	4.196.209	121,79
NICARAGUA	66.707	34.410	-48,42	88.917	50.497	-43,21
TRINIDAD AND TOBAGO	0	25.184	--	0	25.355	--
JAMAICA	49.878	24.939	-50,00	50.100	25.052	-50,00
PUERTO RICO	197.984	122.906	-37,92	231.615	138.902	-40,03
BELIZE	0	14.694	--	0	14.576	--
COSTA RICA	46.823	0	-100,00	131.848	0	-100,00
FRENCH POLYNESIA	0	27.903	--	0	21.352	--
MARTINIQUE	0	119	--	0	379	--
NETHERLANDS ANTILLES	0	18.959	--	0	18.312	--
SAINT KITTS AND NEVIS	0	859	--	0	1.278	--
UNITED KINGDOM	8.155.707	11.700.727	43,47	9.336.357	13.408.989	43,62
NETHERLANDS	9.240.313	10.568.079	14,37	13.363.399	15.096.958	12,97
FRANCE	2.306.032	1.484.396	-35,63	2.581.467	1.968.474	-23,75
GERMANY, FED. REP. OF	19.944.184	23.782.350	19,24	26.535.373	36.887.481	39,01
BELGIUM	15.716.217	21.093.230	34,21	15.509.068	20.912.203	34,84
LUXEMBOURG	10.368	0	-100,00	17.280	0	-100,00
GIBRALTAR	0	15.178	--	0	47.433	--
DENMARK	449.107	610.269	35,88	577.551	994.438	72,18
NORWAY	170.282	323.170	89,79	227.210	399.422	75,79
SWEDEN	485.105	465.466	-4,05	477.300	479.658	0,49
FINLAND	39.099	19.789	-49,39	70.775	47.343	-33,11
IRELAND	69.384	87.824	26,58	88.309	139.024	57,43
ITALY	3.941.038	4.600.408	16,73	5.584.498	6.738.453	20,66
SPAIN	327.543	96.504	-70,54	373.523	163.797	-56,15
GREECE	238.496	744.296	212,08	362.504	1.419.294	291,53
POLAND	1.484.533	3.752.954	152,80	2.171.530	6.477.920	198,31
ROMANIA	124.129	85.642	-31,01	242.276	166.639	-31,22
BULGARIA	50.142	22.976	-54,18	98.438	41.150	-58,20
TURKMENISTAN	0	114.240	--	0	51.630	--
UKRAINE	49.425	97.226	96,71	78.508	109.706	39,74
ESTONIA	0	33.570	--	0	30.638	--
GEORGIA	0	21.000	--	0	43.774	--
CROATIA	0	4.294	--	0	6.978	--
MALTA	0	9.645	--	0	12.661	--
CZECH REPUBLIC	0	21.000	--	0	39.712	--
RUSSIA FEDERATION	2.352	59.023	2.409,48	3.757	58.263	1.450,79
-KAYU GERGAJIAN	118.058.583	28.378.084	-75,96	112.738.943	31.096.552	-72,42
JAPAN	29.035.913	6.318.698	-78,24	33.002.619	7.958.283	-75,89
HONG KONG	1.055.536	656.788	-37,78	463.484	489.398	5,59
KOREA, REPUBLIC OF	12.687.672	4.116.410	-67,56	10.151.691	2.995.743	-70,49
TAIWAN	17.810.290	368.000	-97,93	10.269.804	268.929	-97,38
CHINA	13.759.655	3.035.142	-77,94	6.958.402	2.253.553	-67,61
THAILAND	53.925	0	-100,00	56.877	0	-100,00
SINGAPORE	1.881.479	1.141.396	-39,34	1.432.041	746.836	-47,85
PHILIPPINES	4.108	0	-100,00	7.263	0	-100,00
MALAYSIA	2.731.529	3.899.399	42,76	1.910.382	2.462.445	28,90
BRUNEI DARUSSALAM	0	2.186	--	0	2.889	--
VIET NAM	4.318.684	1.165.108	-73,02	2.035.783	660.624	-67,55
INDIA	8.680	0	-100,00	15.592	0	-100,00
SRI LANKA	23.320	82.684	254,56	20.045	73.797	268,16
SAUDI ARABIA	2.094.788	0	-100,00	1.907.208	0	-100,00
KUWAIT	726.042	0	-100,00	642.179	0	-100,00
JORDAN	686.201	0	-100,00	675.810	0	-100,00
TURKEY	23.383	15.572	-33,40	50.286	17.750	-64,70
UNITED ARAB EMIRATES	81.448	60.222	-26,06	82.181	33.033	-59,80
QATAR	62.370	2.801	-95,51	51.648	8.112	-84,29
EGYPT	808.606	0	-100,00	733.879	0	-100,00
ALGERIA	152.531	0	-100,00	148.530	0	-100,00
REUNION	9.537	0	-100,00	13.003	0	-100,00

TABEL 5. PERKEMBANGAN EKSPOR INDONESIA MENURUT KOMODITI DAN NEGARA TUJUAN

JENIS BARANG	BERAT BERSIH (KG)		PERUB	NILAI FOB (US \$)		PERUB
	JAN-JUN 2007	JAN-JUN 2008	%	JAN-JUN 2007	JAN-JUN 2008	%
(1)	(2)	(3)	(4)	(5)	(6)	(7)
SEYCHELLES	0	20.492	--	0	42.404	--
SOUTH AFRICA	1.043.301	160.053	-84,66	1.119.691	212.092	-81,06
MAURITIUS	17.564	15.633	-10,99	9.267	31.426	239,12
AUSTRALIA	1.494.581	928.256	-37,89	1.711.064	1.551.227	-9,34
NEW ZEALAND	168.210	139.069	-17,32	90.998	60.749	-33,24
NEW CALEDONIA	9.194	745	-91,90	14.212	1.449	-89,80
UNITED STATES	4.503.957	1.584.892	-64,81	2.768.456	670.269	-75,79
CANADA	95.531	4.276	-95,52	101.716	5.056	-95,03
MEXICO	896	0	-100,00	861	0	-100,00
TRINIDAD AND TOBAGO	307.014	0	-100,00	131.172	0	-100,00
COSTA RICA	23.163	0	-100,00	64.221	0	-100,00
FRENCH POLYNESIA	1.475	0	-100,00	2.823	0	-100,00
MARTINIQUE	0	3.098	--	0	3.100	--
NETHERLANDS ANTILLES	6.251	176	-97,18	10.197	314	-96,92
TURKS AND CAICOS ISLANDS	19.646	0	-100,00	13.576	0	-100,00
UNITED KINGDOM	922.844	442.912	-52,01	2.033.658	927.481	-54,39
NETHERLANDS	7.301.492	3.155.874	-56,78	10.847.851	8.031.027	-25,97
FRANCE	806.520	94.862	-88,24	1.225.821	123.395	-89,93
GERMANY, FED. REP. OF	8.027.637	152.705	-98,10	13.627.631	233.790	-98,28
BELGIUM	848.342	100.355	-88,17	1.231.034	167.265	-86,41
SWITZERLAND	0	862	--	0	2.090	--
DENMARK	202.415	458	-99,77	338.406	1.069	-99,68
NORWAY	15.439	11.867	-23,14	28.559	13.275	-53,52
SWEDEN	81.376	0	-100,00	108.973	0	-100,00
FINLAND	85.598	119.631	39,76	97.693	119.542	22,36
IRELAND	8.468	2.874	-66,06	26.148	10.000	-61,76
ITALY	2.424.034	135.051	-94,43	4.133.450	307.455	-92,56
SPAIN	118.768	36.679	-69,12	166.727	42.990	-74,22
PORTUGAL	0	29.194	--	0	20.197	--
GREECE	151.373	0	-100,00	273.951	0	-100,00
POLAND	1.267.729	316.251	-75,05	1.797.530	476.927	-73,47
ROMANIA	32.824	0	-100,00	53.851	0	-100,00
AZERBAIJAN	2.190	0	-100,00	3.113	0	-100,00
UKRAINE	20.000	0	-100,00	38.997	0	-100,00
LITHUANIA	0	25.000	--	0	43.419	--
SLOVENIA	19.000	29.147	53,41	28.584	25.899	-9,39
RUSSIA FEDERATION	16.054	3.266	-79,66	10.005	1.253	-87,48
-KAYU OLAHAN LAIN	906.761.982	585.569.227	-35,42	718.332.359	655.425.378	-8,76
JAPAN	74.389.580	78.831.017	5,97	75.126.603	75.685.668	0,74
HONG KONG	10.377.106	10.752.242	3,62	8.411.137	10.260.261	21,98
KOREA, DEMOCRATIC PEOPLE'S RE	0	17.768	--	0	20.081	--
KOREA, REPUBLIC OF	86.371.603	54.463.130	-36,94	35.904.083	35.708.264	-0,55
TAIWAN	47.275.515	29.054.035	-38,54	16.416.400	13.203.697	-19,57
CHINA	279.152.348	82.953.881	-70,28	49.897.016	43.898.912	-12,02
MACAU	37.433	751	-97,99	52.190	1.233	-97,64
PAPUA NEW GUINEA	3.291	1.843	-44,00	10.641	2.136	-79,93
THAILAND	1.260.039	566.342	-55,05	911.351	863.082	-5,30
SINGAPORE	13.456.323	10.480.925	-22,11	10.792.001	10.869.472	0,72
PHILIPPINES	3.997.311	2.804.561	-29,84	817.502	986.741	20,70
MALAYSIA	15.842.941	10.963.554	-30,80	9.167.361	6.414.445	-30,03
MYANMAR (FORM. BURMA)	0	168	--	0	100	--
CAMBODIA	1.910	2.340	22,51	6.558	5.278	-19,52
BRUNEI DARUSSALAM	196.292	348.216	77,40	180.051	412.078	128,87
VIET NAM	11.800.751	13.346.533	13,10	4.052.963	5.582.352	37,74
MALDIVES	214.937	678.251	215,56	1.060.695	1.292.729	21,88
INDIA	2.293.844	3.594.863	56,72	1.715.674	2.997.970	74,74
PAKISTAN	760.704	315.729	-58,50	508.588	303.167	-40,39
BANGLADESH	26.910	353.405	1.213,29	22.890	87.391	281,79
SRI LANKA	136.350	132.436	-2,87	119.026	205.555	72,70
IRAQ	46.591	149.942	221,83	17.869	66.688	273,20
IRAN (ISLAMIC REPUBLIC OF)	391.524	514.761	31,48	406.438	469.400	15,49
SAUDI ARABIA	8.323.480	6.073.471	-27,03	2.827.562	2.195.380	-22,36
ISRAEL	0	199.846	--	0	409.318	--
KUWAIT	2.304.266	719.849	-68,76	1.214.037	469.569	-61,32
JORDAN	378.227	338.696	-10,45	218.732	254.057	16,15
LEBANON	112.129	139.619	24,52	117.363	222.922	89,94
YEMEN	551.867	1.466.834	165,79	304.380	488.690	60,55
OMAN	30.726	64.285	109,22	14.962	47.653	218,49
SYRIA ARAB REPUBLIC	3.647.247	6.794.683	86,30	591.662	1.232.935	108,39
TURKEY	3.847.128	2.762.191	-28,20	4.717.322	3.816.996	-19,09
UNITED ARAB EMIRATES	10.419.295	4.678.588	-55,10	5.297.929	3.601.009	-32,03
QATAR	1.200.535	595.247	-50,42	427.205	651.300	52,46
BAHRAIN	615.411	231.465	-62,39	305.209	210.405	-31,06
CYPRUS	103.857	138.871	33,71	197.863	258.533	30,66
EGYPT	14.555.732	12.924.047	-11,21	3.151.995	2.850.869	-9,55
LIBYAN ARAB JAMAHIRIYA	85.713	125.797	46,77	106.925	183.630	71,74
MOROCCO	66.252	55.121	-16,80	106.778	81.086	-24,06

TABEL 5. PERKEMBANGAN EKSPOR INDONESIA MENURUT KOMODITI DAN NEGARA TUJUAN

JENIS BARANG	BERAT BERSIH (KG)		PERUB	NILAI FOB (US \$)		PERUB
	JAN-JUN 2007	JAN-JUN 2008	%	JAN-JUN 2007	JAN-JUN 2008	%
	(1)	(2)	(3)	(4)	(5)	(6)
TUNISIA	772.066	306.812	-60,26	668.413	139.025	-79,20
ALGERIA	515	498.702	96.735,34	988	437.875	44.219,33
SUDAN	717	17.993	2.409,48	1.074	60.762	5.557,54
ERITREA	374	0	-100,00	1.786	0	-100,00
NAMIBIA	248	918	270,16	744	1.398	87,90
ETHIOPIA	10.478	30.243	188,63	35.071	52.131	48,64
TANZANIA, UNITED REPUBLIC OF	14.819	6.921	-53,30	30.226	27.206	-9,99
MADAGASCAR	9.814	8.677	-11,59	9.232	18.136	96,45
SOMALIA	0	67.596	--	0	133.308	--
KENYA	21.820	2.284	-89,53	41.694	1.001	-97,60
REUNION	308.033	497.846	61,62	447.426	784.500	75,34
MOZAMBIQUE	17.979	16.653	-7,38	8.833	9.084	2,84
TOGO	9.240	0	-100,00	17.160	0	-100,00
GHANA	961	892	-7,18	2.288	2.060	-9,97
ANGOLA	6.013	3.408	-43,32	5.332	3.952	-25,88
CAMEROON	0	49	--	0	464	--
NIGERIA	0	10	--	0	225	--
GABON	3.895	2.498	-35,87	7.220	10.224	41,61
COTE D'IVOIRE	16.612	5.464	-67,11	23.939	7.112	-70,29
SENEGAL	8.961	20.838	132,54	10.578	23.653	123,61
MALI	560	0	-100,00	1.116	0	-100,00
BENIN	1.114	0	-100,00	2.288	0	-100,00
BURKINA FASO	1.114	0	-100,00	2.288	0	-100,00
GAMBIA	1.114	0	-100,00	2.288	0	-100,00
U.S. VIRGIN ISLANDS	2.293	3.308	44,27	4.405	5.801	31,69
SEYCHELLES	52.094	140.292	169,31	194.355	279.339	43,73
DJIBOUTI	0	1.262	--	0	5.794	--
SOUTH AFRICA	5.977.288	7.359.745	23,13	6.375.697	10.347.655	62,30
MAURITIUS	101.439	187.330	84,67	164.114	411.919	151,00
VIRGIN ISLANDS (BRITISH)	7.806	4.181	-46,44	25.673	14.223	-44,60
AUSTRALIA	61.289.668	41.251.231	-32,69	70.922.969	52.601.962	-25,83
NEW ZEALAND	7.154.732	3.252.032	-54,55	7.418.347	3.432.234	-53,73
GUAM	66.268	27.364	-58,71	127.762	60.804	-52,41
PALAU	422	3.370	698,58	2.066	7.312	253,92
NEW CALEDONIA	402.957	591.936	46,90	597.841	915.450	53,13
NORTHERN MARIANA ISLANDS	5.272	2.600	-50,68	18.522	10.116	-45,38
SAINT VINCENT AND THE GRENADII	25.440	1.601	-93,71	16.284	3.083	-81,07
VANUATU	12.397	25.597	106,48	13.737	130.401	849,27
WALLIS AND FUTUNA ISLANDS	9.400	10.733	14,18	15.888	20.556	29,38
COOK ISLANDS	28.881	28.018	-2,99	83.538	33.348	-60,08
FIJI	121.471	53.932	-55,60	127.289	213.894	68,04
MARSHALL ISLANDS	2	0	-100,00	76	0	-100,00
SAMOA	947	978	3,27	2.706	2.576	-4,80
SOLOMON ISLANDS	0	6.290	--	0	16.722	--
TONGA	371	1.607	333,15	458	6.651	1.352,18
EAST TIMOR	55.830	52.536	-5,90	80.810	86.364	6,87
UNITED STATES	53.451.303	37.509.389	-29,83	117.669.565	88.445.754	-24,84
CANADA	3.632.256	3.084.881	-15,07	6.814.664	6.739.553	-1,10
MEXICO	982.523	684.092	-30,37	2.642.496	1.592.727	-39,73
GUATEMALA	0	4.514	--	0	24.841	--
HONDURAS	30.970	5.439	-82,44	23.634	3.272	-86,16
NICARAGUA	1.403	2.003	42,77	1.052	2.428	130,80
PANAMA	25.648	31.706	23,62	52.635	76.781	45,87
CHILE	198.146	248.468	25,40	357.705	539.713	50,88
VENEZUELA	48.552	21.540	-55,64	159.010	29.212	-81,63
ARGENTINA	156.878	342.638	118,41	297.198	677.045	127,81
BRAZIL	252.394	231.465	-8,29	582.540	585.675	0,54
COLOMBIA	181.715	75.216	-58,61	329.300	114.295	-65,29
BOLIVIA	192	0	-100,00	314	0	-100,00
URUGUAY	2.737	15.686	473,11	8.399	33.808	302,52
ECUADOR	5.709	298	-94,78	5.878	692	-88,23
PERU	865	13.659	1.479,08	2.751	17.357	530,93
TRINIDAD AND TOBAGO	433	14.027	3.139,49	895	39.440	4.306,70
BAHAMAS	27.452	40.653	48,09	64.388	122.265	89,89
JAMAICA	81.239	49.643	-38,89	172.381	138.109	-19,88
PUERTO RICO	18.704	74.154	296,46	40.759	201.874	395,29
BELIZE	9	0	-100,00	9	0	-100,00
DOMINICAN REPUBLIC	69.481	75.349	8,45	163.037	159.678	-2,06
EL SALVADOR	2.792	0	-100,00	5.559	0	-100,00
COSTA RICA	92.696	55.461	-40,17	121.794	113.159	-7,09
BARBADOS	4.384	3.775	-13,89	4.769	6.750	41,54
ANTIGUA AND BARBUDA	4.738	2.171	-54,18	26.006	8.961	-65,54
ANGUILLA	14.375	0	-100,00	45.563	0	-100,00
ARUBA	32.918	56.918	72,91	51.526	86.115	67,13
BERMUDA	13.802	17.500	26,79	36.155	59.928	65,75
CAYMAN ISLANDS	943	881	-6,57	1.197	529	-55,81
DOMINICA	1.053	963	-8,55	2.036	3.775	85,41
FALKLAND ISLANDS (MALVINAS)	3.572	0	-100,00	4.662	0	-100,00

TABEL 5. PERKEMBANGAN EKSPOR INDONESIA MENURUT KOMODITI DAN NEGARA TUJUAN

JENIS BARANG	BERAT BERSIH (KG)		PERUB	NILAI FOB (US \$)		PERUB
	JAN-JUN 2007	JAN-JUN 2008	%	JAN-JUN 2007	JAN-JUN 2008	%
	(1)	(2)	(3)	(4)	(5)	(6)
FRENCH GUIANA	14.754	16.285	10,38	23.657	51.161	116,26
FRENCH POLYNESIA	165.264	305.214	84,68	244.079	591.491	142,34
GRENADA	12.595	6.628	-47,38	16.143	30.689	90,11
MARTINIQUE	22.415	86.391	285,42	48.435	148.695	207,00
NETHERLANDS ANTILLES	145.927	251.733	72,51	463.699	1.006.035	116,96
NORFOLK ISLANDS	0	2.081	--	0	4.992	--
SAINT LUCIA	2.817	47.272	1.578,10	2.891	182.593	6.215,91
TURKS AND CAICOS ISLANDS	402.600	241.136	-40,11	343.225	542.299	58,00
GUADELOUPE	38.335	47.023	22,66	218.498	121.216	-44,52
SAINT KITTS AND NEVIS	0	6.019	--	0	9.051	--
UNITED KINGDOM	21.484.829	20.162.370	-6,16	40.029.591	39.739.968	-0,72
NETHERLANDS	49.241.725	38.474.217	-21,87	63.830.492	52.480.422	-17,78
FRANCE	12.529.250	12.444.499	-0,68	19.991.627	22.421.226	12,15
GERMANY, FED. REP. OF	29.917.162	24.325.141	-18,69	43.239.657	40.384.891	-6,60
AUSTRIA	147.678	131.637	-10,86	400.948	442.357	10,33
BELGIUM	18.835.085	12.389.350	-34,22	21.857.042	17.480.779	-20,02
SWITZERLAND	227.590	93.715	-58,82	523.367	435.592	-16,77
LUXEMBOURG	45	135.255	300.466,67	101	101.005	99.904,95
MONACO	0	287	--	0	1.141	--
DENMARK	4.451.499	3.528.294	-20,74	6.708.066	6.710.859	0,04
NORWAY	3.133.300	2.987.309	-4,66	6.596.871	6.652.312	0,84
SWEDEN	1.298.075	1.357.414	4,57	2.373.957	3.718.611	56,64
FINLAND	1.597.896	1.376.867	-13,83	2.648.434	3.008.633	13,60
IRELAND	1.677.785	1.848.628	10,18	3.531.253	4.037.739	14,34
ITALY	10.340.502	10.244.000	-0,93	19.488.704	23.192.732	19,01
SPAIN	6.067.675	5.683.180	-6,34	11.542.426	11.526.235	-0,14
PORTUGAL	1.846.632	1.267.174	-31,38	3.545.880	2.866.103	-19,17
ICELAND	26.199	23.940	-8,62	54.605	48.152	-11,82
GREECE	1.917.288	1.147.189	-40,17	2.599.962	2.236.615	-13,98
VATICAN CITY STATE (HOLY SEE)	4.357	0	-100,00	1.810	0	-100,00
ANDORRA	0	3.655	--	0	1.679	--
HUNGARY	156.066	169.839	8,83	439.305	314.643	-28,38
POLAND	7.119.394	6.646.023	-6,65	8.373.141	9.071.587	8,34
ROMANIA	59.246	224.500	278,93	86.086	356.143	313,71
BULGARIA	332.468	387.994	16,70	564.580	571.459	1,22
YUGOSLAVIA	37.697	119.586	217,23	68.032	172.364	153,36
ALBANIA	2.264	1.103	-51,28	1.289	5.689	341,35
AZERBAIJAN	51.023	148.152	190,36	48.179	250.215	419,34
BELARUS	4.786	0	-100,00	15.369	0	-100,00
KAZAKHSTAN	190.219	280.788	47,61	296.067	582.055	96,60
MOLDOVA, REPUBLIC OF	0	15.592	--	0	15.763	--
UKRAINE	472.238	1.041.391	120,52	758.749	1.589.812	109,53
UZBEKISTAN	0	13.272	--	0	20.800	--
LITHUANIA	61.901	76.292	23,25	164.333	154.968	-5,70
LATVIA	439.153	337.056	-23,25	596.852	436.381	-26,89
ESTONIA	253.617	468.868	84,87	356.188	651.838	83,00
GEORGIA	19.979	80.323	302,04	28.331	172.422	508,60
CROATIA	336.525	454.094	34,94	773.973	858.151	10,88
BOSNIA AND HERZEGOVINA	806	1.169	45,04	2.037	5.382	164,21
MALTA	59.546	13.709	-76,98	101.093	41.800	-58,65
SLOVAKIA	12.375	65.516	429,42	33.365	71.951	115,65
SLOVENIA	76.278	237.041	210,76	181.043	446.969	146,89
CZECH REPUBLIC	231.553	290.372	25,40	812.456	764.564	-5,89
REP. OF MACEDONIA	0	8.915	--	0	12.942	--
RUSSIA FEDERATION	1.159.094	1.062.190	-8,36	1.909.112	2.229.099	16,76
-TIMAH	32.950.690	62.638.259	90,10	408.772.341	1.051.573.758	157,25
JAPAN	340.932	2.483.597	628,47	1.884.785	39.899.969	2.016,95
HONG KONG	88.727	645.771	627,82	707.501	9.560.510	1.251,31
KOREA, REPUBLIC OF	278.289	927.211	233,18	3.359.916	15.733.353	368,27
TAIWAN	70.057	941.055	1.243,27	888.134	16.433.793	1.750,37
CHINA	149.672	325.612	117,55	540.081	4.220.974	681,54
THAILAND	0	19.733	--	0	266.395	--
SINGAPORE	31.634.041	50.007.410	58,08	399.142.175	842.892.080	111,18
PHILIPPINES	0	50.264	--	0	1.121.771	--
MALAYSIA	112.741	6.387.299	5.565,46	1.640.711	110.135.121	6.612,65
VIET NAM	1.392	330.609	23.650,65	3.375	5.043.720	149.343,56
INDIA	0	452.077	--	0	6.005.589	--
BANGLADESH	67.550	966	-98,57	10.470	16.830	60,74
AUSTRALIA	53.817	56.534	5,05	168.600	174.062	3,24
EAST TIMOR	0	4.064	--	0	4.620	--
UNITED STATES	90.443	6.057	-93,30	217.116	64.971	-70,08
FRANCE	413	0	-100,00	270	0	-100,00
GERMANY, FED. REP. OF	62.556	0	-100,00	202.457	0	-100,00
NORWAY	60	0	-100,00	6.750	0	-100,00
-ALUMINIUM	152.183.275	134.055.247	-11,91	460.392.639	424.305.253	-7,84
JAPAN	91.355.650	72.650.259	-20,48	252.334.459	197.764.244	-21,63

TABEL 5. PERKEMBANGAN EKSPOR INDONESIA MENURUT KOMODITI DAN NEGARA TUJUAN

JENIS BARANG	BERAT BERSIH (KG)		PERUB	NILAI FOB (US \$)		PERUB
	JAN-JUN 2007	JAN-JUN 2008	%	JAN-JUN 2007	JAN-JUN 2008	%
	(1)	(2)	(3)	(4)	(5)	(6)
HONG KONG	584.570	841.418	43,94	2.087.563	3.006.926	44,04
KOREA, DEMOCRATIC PEOPLE'S RE	0	1.306	--	0	8.250	--
KOREA, REPUBLIC OF	2.833.132	4.727.919	66,88	4.083.200	9.683.552	137,16
TAIWAN	1.451.559	2.107.804	45,21	5.305.213	8.084.804	52,39
CHINA	1.277.503	1.289.106	0,91	4.880.112	4.757.717	-2,51
PAPUA NEW GUINEA	442.425	448.333	1,34	1.554.424	1.707.183	9,83
THAILAND	3.459.056	3.718.595	7,50	12.660.829	15.032.784	18,73
SINGAPORE	7.135.032	5.416.942	-24,08	24.385.058	19.998.819	-17,99
PHILIPPINES	5.022.891	5.508.589	9,67	16.531.660	17.681.128	6,95
MALAYSIA	6.579.022	5.930.758	-9,85	22.078.694	21.015.031	-4,82
MYANMAR (FORM. BURMA)	165.565	56.260	-66,02	560.998	214.443	-61,77
BRUNEI DARUSSALAM	127.595	134.862	5,70	492.333	607.589	23,41
NEPAL	0	176.659	--	0	651.890	--
VIET NAM	876.324	734.962	-16,13	3.648.746	3.618.769	-0,82
MALDIVES	2.873	5.433	89,11	3.106	12.692	308,63
INDIA	624.148	786.510	26,01	2.438.194	3.193.509	30,98
PAKISTAN	41.485	199.130	380,00	170.650	971.088	469,05
BANGLADESH	132.015	172.971	31,02	444.928	749.329	68,42
SRI LANKA	45.191	64.692	43,15	197.280	269.562	36,64
IRAQ	7.975	0	-100,00	47.909	0	-100,00
IRAN (ISLAMIC REPUBLIC OF)	15.657	8.832	-43,59	56.056	20.369	-63,66
SAUDI ARABIA	186.444	2.060.944	1.005,40	623.958	13.938.849	2.133,94
KUWAIT	3.016	5.190	72,08	5.744	3.600	-37,33
JORDAN	165	0	-100,00	18	0	-100,00
YEMEN	0	1.515	--	0	5.923	--
OMAN	0	737.171	--	0	3.117.863	--
TURKEY	137.516	80.960	-41,13	577.715	341.149	-40,95
UNITED ARAB EMIRATES	108.552	378.152	248,36	645.577	1.906.533	195,32
QATAR	177	0	-100,00	753	0	-100,00
BAHRAIN	0	157	--	0	6.215	--
CYPRUS	0	819	--	0	9.324	--
EGYPT	1.019.829	234.375	-77,02	3.571.828	1.187.865	-66,74
MOROCCO	0	905	--	0	4.853	--
SUDAN	22.813	0	-100,00	114.323	0	-100,00
ETHIOPIA	0	1.109.688	--	0	3.750.000	--
MADAGASCAR	46.656	38.640	-17,18	143.432	133.234	-7,11
KENYA	1.648	1.800	9,22	4.960	10.905	119,86
REUNION	18.687	16.663	-10,83	60.288	56.483	-6,31
MOZAMBIQUE	3.056	90.653	2.866,39	19.082	417.965	2.090,36
GHANA	10.395	0	-100,00	55.347	0	-100,00
NIGERIA	987.573	218.247	-77,90	1.428.589	761.773	-46,68
COTE D'IVOIRE	0	83.520	--	0	413.280	--
SENEGAL	8.382	1.891	-77,44	34.486	11.468	-66,75
BENIN	0	125	--	0	68	--
U.S. VIRGIN ISLANDS	20	0	-100,00	34	0	-100,00
UGANDA	223.020	0	-100,00	815.920	0	-100,00
SAO TOME AND PRINCIPE	0	593	--	0	500	--
SOUTH AFRICA	187.199	102.006	-45,51	828.159	760.977	-8,11
ZAMBIA	0	1.056	--	0	12.342	--
MALAWI	22.324	0	-100,00	125.456	0	-100,00
MAURITIUS	330.386	312.646	-5,37	1.068.700	1.086.595	1,67
AUSTRALIA	3.074.549	4.412.676	43,52	11.227.211	16.164.328	43,97
NEW ZEALAND	431.665	1.200.457	178,10	1.549.379	4.096.960	164,43
GUAM	0	243	--	0	1.620	--
NEW CALEDONIA	180.222	189.555	5,18	567.027	697.736	23,05
VANUATU	4.819	988	-79,50	39.564	2.011	-94,92
COOK ISLANDS	0	65	--	0	188	--
FIJI	65.370	41.187	-36,99	215.618	114.156	-47,06
KIRIBATI	0	148	--	0	1.608	--
TONGA	0	110	--	0	589	--
EAST TIMOR	15	109.624	730.726,67	42	97.198	231.323,81
UNITED STATES	19.803.939	13.552.048	-31,57	68.784.744	48.985.053	-28,79
CANADA	1.506.678	853.728	-43,34	6.053.127	3.306.699	-45,37
MEXICO	0	20.856	--	0	82.157	--
PANAMA	913	0	-100,00	9.716	0	-100,00
CHILE	27.356	13.914	-49,14	171.575	102.731	-40,12
VENEZUELA	0	421	--	0	128	--
ARGENTINA	71	150	111,27	70	195	178,57
BRAZIL	2.310	107.484	4.552,99	8.218	610.415	7.327,78
URUGUAY	0	1.057	--	0	518	--
ECUADOR	56	0	-100,00	148	0	-100,00
TRINIDAD AND TOBAGO	0	10	--	0	150	--
JAMAICA	1.357	0	-100,00	112	0	-100,00
PUERTO RICO	37.373	35.736	-4,38	122.250	107.946	-11,70
DOMINICAN REPUBLIC	3.245	1.043	-67,86	32.812	12.931	-60,59
COSTA RICA	46	2.607	5.567,39	99	23.827	23.967,68
HAITI	0	136.852	--	0	670.022	--
FRENCH POLYNESIA	1.256	128	-89,81	1.491	1.532	2,75

TABEL 5. PERKEMBANGAN EKSPOR INDONESIA MENURUT KOMODITI DAN NEGARA TUJUAN

JENIS BARANG	BERAT BERSIH (KG)		PERUB	NILAI FOB (US \$)		PERUB
	JAN-JUN 2007	JAN-JUN 2008	%	JAN-JUN 2007	JAN-JUN 2008	%
(1)	(2)	(3)	(4)	(5)	(6)	(7)
NETHERLANDS ANTILLES		939	31.200,00	125	516	312,80
GUADELOUPE	84	0	-100,00	58	0	-100,00
UNITED KINGDOM	514.575	715.664	39,08	2.550.182	3.979.327	56,04
NETHERLANDS	83.245	80.953	-2,75	539.779	674.686	24,99
FRANCE	250.232	170.474	-31,87	1.317.819	1.267.841	-3,79
GERMANY, FED. REP. OF	44.746	689.514	1.440,95	272.317	1.577.013	479,11
AUSTRIA	5.354	1.210	-77,40	28.502	7.801	-72,63
BELGIUM	106.577	112.960	5,99	630.325	791.454	25,56
SWITZERLAND	487	669	37,37	953	5.499	477,02
DENMARK	59.888	184.702	208,41	201.460	619.147	207,33
NORWAY	2.443	87.715	3.490,46	15.659	285.051	1.720,37
SWEDEN	74.339	89.276	20,09	185.466	169.044	-8,85
IRELAND	104	0	-100,00	63	0	-100,00
ITALY	175.689	87.934	-49,95	881.290	464.877	-47,25
SPAIN	151.964	62.281	-59,02	560.163	282.756	-49,52
PORTUGAL	1.653	47	-97,16	9.580	161	-98,32
GREECE	131	11.766	8.881,68	225	82.921	36.753,78
DEMOCRATIC REPUBLIC OF THE C	14.359	9.343	-34,93	55.351	35.527	-35,82
HUNGARY	6.058	435	-92,82	38.141	2.923	-92,34
POLAND	0	13.458	--	0	81.481	--
ROMANIA	2.502	2.293	-8,35	12.873	15.442	19,96
BULGARIA	234	2.106	800,00	425	12.217	2.774,59
YUGOSLAVIA	3.196	0	-100,00	49.333	0	-100,00
UKRAINE	0	19.732	--	0	64.594	--
CROATIA	4.052	1.663	-58,96	24.692	10.667	-56,80
SLOVAKIA	3	0	-100,00	435	0	-100,00
SLOVENIA	0	8.812	--	0	45.241	--
CZECH REPUBLIC	39.574	561.158	1.318,00	130.845	1.760.927	1.245,81
RUSSIA FEDERATION	3.017	0	-100,00	17.594	0	-100,00
-NIKEL	67.847.602	43.871.866	-35,34	1.452.959.137	687.930.331	-52,65
JAPAN	50.918.680	36.470.642	-28,37	1.285.888.069	639.207.176	-50,29
HONG KONG	23.230	37	-99,84	89.209	673	-99,25
KOREA, REPUBLIC OF	4.958.276	34.688	-99,30	45.623.612	136.298	-99,70
TAIWAN	2.970.197	0	-100,00	29.077.039	0	-100,00
CHINA	9.239	8.715	-5,67	41.726	51.789	24,12
THAILAND	1	43	4.200,00	1.280	432	-66,25
SINGAPORE	126.120	19.290	-84,71	3.022.167	33.038	-98,91
PHILIPPINES	971	0	-100,00	13.960	0	-100,00
MALAYSIA	198	41.753	20.987,37	10.460	164.535	1.472,99
VIET NAM	205	0	-100,00	1.250	0	-100,00
PAKISTAN	958	0	-100,00	56.640	0	-100,00
BANGLADESH	92	0	-100,00	5.520	0	-100,00
OMAN	581.454	0	-100,00	3.474.471	0	-100,00
UNITED STATES	7.666	1	-99,99	767	84	-89,05
UNITED KINGDOM	2.263	2.538	12,15	21.681	32.078	47,95
NETHERLANDS	8.197.068	0	-100,00	85.277.511	0	-100,00
GERMANY, FED. REP. OF	22	0	-100,00	357	0	-100,00
AUSTRIA	0	59	--	0	68	--
BELGIUM	34.361	0	-100,00	117.000	0	-100,00
SWITZERLAND	61	7.294.100	11.957.440,98	99	48.304.160	48.791.980,81
SWEDEN	16.540	0	-100,00	236.319	0	-100,00
-BESI/BAJA	1.080.607.553	1.150.439.058	6,46	1.141.779.854	1.604.744.275	40,55
JAPAN	50.733.507	59.370.317	17,02	90.772.436	103.959.453	14,53
HONG KONG	9.121.236	856.513	-90,61	18.461.300	2.785.102	-84,91
KOREA, DEMOCRATIC PEOPLE'S RE	4.145	0	-100,00	32.625	0	-100,00
KOREA, REPUBLIC OF	18.230.212	26.223.141	43,84	63.201.108	135.302.703	114,08
TAIWAN	7.055.969	11.888.952	68,49	35.677.014	30.401.900	-14,79
CHINA	89.260.640	70.123.599	-21,44	30.568.078	43.334.692	41,76
MACAU	48	3.225	6.618,75	820	17.786	2.069,02
PAPUA NEW GUINEA	7.696.528	1.025.700	-86,67	8.103.977	942.249	-88,37
THAILAND	10.865.031	38.094.912	250,62	21.275.265	58.839.251	176,56
SINGAPORE	246.119.404	292.246.717	18,74	262.849.020	312.305.352	18,82
PHILIPPINES	6.036.127	14.515.736	140,48	9.803.371	19.070.819	94,53
MALAYSIA	122.919.248	103.702.853	-15,63	94.379.712	101.167.710	7,19
MYANMAR (FORM. BURMA)	1.847.668	1.491.179	-19,29	1.523.298	2.342.787	53,80
CAMBODIA	103	5.841.892	5.671.639,81	1.156	5.688.711	492.003,03
BRUNEI DARUSSALAM	1.130.067	204.154	-81,93	491.676	539.415	9,71
LAO PEOPLE'S DEMOCRATIC REPU	29.795	0	-100,00	253.503	0	-100,00
NEPAL	0	57	--	0	315	--
VIET NAM	62.857.927	80.277.766	27,71	65.992.536	75.888.792	15,00
MALDIVES	37.497	65.740	75,32	57.898	175.000	202,26
INDIA	62.126.672	27.048.024	-56,46	56.441.196	24.430.257	-56,72
PAKISTAN	4.569.271	3.803.670	-16,76	4.580.596	4.045.568	-11,68
BANGLADESH	5.188.041	3.227.859	-37,78	3.589.999	3.736.785	4,09
SRI LANKA	5.635.367	6.938.186	23,12	3.855.035	6.637.887	72,19
IRAN (ISLAMIC REPUBLIC OF)	33.618.162	31.498.010	-6,31	19.978.543	34.776.645	74,07

TABEL 5. PERKEMBANGAN EKSPOR INDONESIA MENURUT KOMODITI DAN NEGARA TUJUAN

JENIS BARANG	BERAT BERSIH (KG)		PERUB	NILAI FOB (US \$)		PERUB
	JAN-JUN 2007	JAN-JUN 2008	%	JAN-JUN 2007	JAN-JUN 2008	%
	(1)	(2)	(3)	(4)	(5)	(6)
SAUDI ARABIA	16.245.773	4.752.667	-70,75	13.770.552	8.861.474	-35,65
ISRAEL	0	4.022	--	0	18.395	--
KUWAIT	5.591.059	4.955.591	-11,37	9.055.181	8.049.411	-11,11
JORDAN	287	27.277	9.404,18	682	63.984	9.281,82
LEBANON	23.298	22.485	-3,49	65.193	76.650	17,57
YEMEN	8.278.768	2.190.860	-73,54	8.815.839	4.791.599	-45,65
OMAN	115.201	457.389	297,04	423.422	599.939	41,69
SYRIA ARAB REPUBLIC	2.820.976	1.135.086	-59,76	6.230.292	2.423.232	-61,11
TURKEY	1.003.313	1.144.532	14,08	1.301.107	2.002.528	53,91
UNITED ARAB EMIRATES	37.388.564	68.229.525	82,49	30.854.244	65.443.949	112,11
QATAR	11.058.177	2.299.866	-79,20	30.582.041	8.353.879	-72,68
BAHRAIN	246	2.732.497	1.110.671,14	847	5.590.292	659.910,86
CYPRUS	13.923	9.274	-33,39	46.872	13.502	-71,19
EGYPT	4.585.824	1.771.305	-61,37	8.165.749	725.321	-91,12
LIBYAN ARAB JAMAHIRIYA	84.586	0	-100,00	135.022	0	-100,00
MOROCCO	1.934	0	-100,00	3.351	0	-100,00
TUNISIA	1.353	2.040.887	150.741,61	5.044	2.880.212	57.001,74
ALGERIA	3.932.804	2.424.161	-38,36	3.768.491	11.426.120	203,20
SUDAN	473.973	43.725	-90,77	301.849	497.787	64,91
ETHIOPIA	0	230.750	--	0	302.283	--
TANZANIA, UNITED REPUBLIC OF	821	205.851	24.973,20	3.710	389.221	10.391,13
MADAGASCAR	1.163.313	1.090.929	-6,22	992.162	1.227.172	23,69
SOMALIA	0	225.249	--	0	261.020	--
KENYA	82.676	44.907	-45,68	81.411	106.427	30,73
REUNION	23.705	19.328	-18,46	33.230	39.731	19,56
MOZAMBIQUE	0	718.620	--	0	948.578	--
TOGO	1	0	-100,00	2	0	-100,00
GHANA	498.438	81.854	-83,58	1.033.349	162.747	-84,25
ANGOLA	718.013	716.677	-0,19	1.574.573	1.424.211	-9,55
CONGO	929.258	0	-100,00	1.880.638	0	-100,00
CAMEROON	31.654	35.581	12,41	163.340	69.485	-57,46
NIGERIA	3.721.371	233.909	-93,71	1.805.249	464.771	-74,25
GABON	0	15.428	--	0	34.437	--
COTE D'IVOIRE	17.736	38.634	117,83	14.685	45.801	211,89
SENEGAL	384	419	9,11	153	1.729	1.030,07
MAURITANIA	0	250.099	--	0	750.803	--
BENIN	20.831	62.891	201,91	24.645	94.253	282,44
GAMBIA	1.184	0	-100,00	7.125	0	-100,00
SEYCHELLES	247	415.339	168.053,44	368	380.910	103.408,15
NIGER	0	88	--	0	250	--
DJIBOUTI	0	1.912.292	--	0	2.289.311	--
SAINT HELENA	86	0	-100,00	548	0	-100,00
SOUTH AFRICA	838.119	2.444.079	191,61	810.465	3.983.051	391,45
ZIMBABWE	0	5.074	--	0	10.258	--
ZAMBIA	0	139.326	--	0	299.140	--
COMOROS	2.186	0	-100,00	385	0	-100,00
MAURITIUS	2.475.386	3.265.643	31,92	3.322.353	4.700.545	41,48
RWANDA	0	35	--	0	250	--
VIRGIN ISLANDS (BRITISH)	0	85	--	0	521	--
AUSTRALIA	45.658.979	88.597.064	94,04	34.344.804	92.626.295	169,70
NEW ZEALAND	2.821.143	2.448.397	-13,21	2.239.566	2.866.871	28,01
GUAM	32.402	16.206	-49,98	13.264	9.393	-29,18
PALAU	97	915	843,30	108	1.547	1.332,41
NEW CALEDONIA	10.526	19.824	88,33	13.235	40.160	203,44
NORTHERN MARIANA ISLANDS	19	0	-100,00	71	0	-100,00
SAINT VINCENT AND THE GRENADII	253	43	-83,00	399	43	-89,22
VANUATU	1.543	44.784	2.802,40	1.967	100.763	5.022,67
WALLIS AND FUTUNA ISLANDS	1.891	840	-55,58	3.563	1.824	-48,81
COOK ISLANDS	2.367	3.335	40,90	4.344	22.279	412,87
FIJI	427.990	41.196	-90,37	583.860	59.453	-89,82
SAMOA	1.501	0	-100,00	4.551	0	-100,00
SOLOMON ISLANDS	24.069	2.057.343	8.447,69	39.278	1.737.730	4.324,18
TONGA	0	1.088	--	0	1.471	--
EAST TIMOR	9.339	2.691.010	28.714,76	10.193	2.692.249	26.312,72
UNITED STATES	21.357.630	37.343.257	74,85	41.980.743	91.199.607	117,24
CANADA	641.386	936.787	46,06	2.315.181	4.119.519	77,94
MEXICO	178.689	716.261	300,84	486.442	1.886.942	287,91
GUATEMALA	36.304	132.203	264,16	59.861	330.908	452,79
HONDURAS	0	102	--	0	65	--
NICARAGUA	51	794	1.456,86	39	962	2.366,67
PANAMA	6.402	1.112	-82,63	7.671	1.184	-84,57
SURINAME	0	16.874	--	0	37.286	--
CHILE	5.989	388.049	6.379,36	6.466	607.926	9.301,89
VENEZUELA	61.629	2.463	-96,00	139.639	94.261	-32,50
ARGENTINA	261.422	89.033	-65,94	1.166.464	600.628	-48,51
BRAZIL	332.466	1.389.165	317,84	1.244.827	4.754.619	281,95
COLOMBIA	25.691	62.718	144,12	83.598	254.641	204,60
BOLIVIA	2.500	0	-100,00	30.788	0	-100,00

TABEL 5. PERKEMBANGAN EKSPOR INDONESIA MENURUT KOMODITI DAN NEGARA TUJUAN

JENIS BARANG	BERAT BERSIH (KG)		PERUB	NILAI FOB (US \$)		PERUB
	JAN-JUN 2007	JAN-JUN 2008	%	JAN-JUN 2007	JAN-JUN 2008	%
	(1)	(2)	(3)	(4)	(5)	(6)
URUGUAY	42.499	195	-99,54	183.466	789	-99,57
ECUADOR	44.274	511.795	1.055,97	164.431	1.066.868	548,82
PERU	272.452	386.666	41,92	523.638	770.984	47,24
TRINIDAD AND TOBAGO	0	95.964	--	0	101.279	--
BAHAMAS	0	35	--	0	35	--
JAMAICA	181	409	125,97	95	137	44,21
PUERTO RICO	36.119	301	-99,17	199.167	996	-99,50
DOMINICAN REPUBLIC	0	2.339	--	0	2.710	--
COSTA RICA	5.040	2.883	-42,80	5.274	3.553	-32,63
BARBADOS	0	50.950	--	0	61.340	--
ANGUILLA	5.715	0	-100,00	17.283	0	-100,00
ARUBA	0	504	--	0	4.796	--
BERMUDA	1	2	100,00	2	60	2.900,00
FRENCH GUIANA	759	5.013	560,47	1.447	15.051	940,15
FRENCH POLYNESIA	15.911	1.831.229	11.409,20	23.720	1.519.923	6.307,77
GRENADA	0	48	--	0	235	--
MARTINIQUE	524	2.193	318,51	1.846	3.609	95,50
NETHERLANDS ANTILLES	4.398	2.003	-54,46	7.537	5.879	-22,00
TURKS AND CAICOS ISLANDS	0	128	--	0	212	--
GUADELOUPE	1.099	2.662	142,22	3.479	4.986	43,32
SAINT KITTS AND NEVIS	0	779	--	0	1.161	--
UNITED KINGDOM	24.136.549	11.615.162	-51,88	14.820.779	9.372.068	-36,76
NETHERLANDS	55.116.501	31.970.880	-41,99	40.557.209	28.653.633	-29,35
FRANCE	1.563.370	263.172	-83,17	4.359.776	1.487.771	-65,88
GERMANY, FED. REP. OF	26.165.422	33.651.391	28,61	19.460.494	29.038.335	49,22
AUSTRIA	932	1.655	77,58	6.669	2.308	-65,39
BELGIUM	29.670.201	2.377.079	-91,99	23.019.188	12.224.974	-46,89
SWITZERLAND	86.038	29.558.456	34.255,12	197.527	185.259.107	93.689,26
DENMARK	11.024.515	9.736.249	-11,69	6.726.475	7.263.241	7,98
NORWAY	5.047	7.587	50,33	60.158	19.463	-67,65
SWEDEN	71.210	306.081	329,83	339.687	495.315	45,82
FINLAND	47.011	13.021	-72,30	215.414	128.882	-40,17
IRELAND	19.036	2.306	-87,89	27.927	4.148	-85,15
ITALY	6.314.601	2.554.290	-59,55	20.389.480	8.572.725	-57,96
SPAIN	884.663	249.808	-71,76	2.305.685	896.832	-61,10
PORTUGAL	73.347	104.015	41,81	354.730	105.064	-70,38
ICELAND	0	119.937	--	0	258.000	--
GREECE	160.054	79.978	-50,03	830.065	178.071	-78,55
VATICAN CITY STATE (HOLY SEE)	152	0	-100,00	130	0	-100,00
ANDORRA	146.863	0	-100,00	522.340	0	-100,00
DEMOCRATIC REPUBLIC OF THE C	1.888	955	-49,42	8.183	3.636	-55,57
HUNGARY	1.885	1.564	-17,03	4.327	2.955	-31,71
POLAND	38.447	92.357	140,22	191.987	279.510	45,59
ROMANIA	506	992.804	196.106,32	486	1.277.078	262.673,25
BULGARIA	3.724	9.846	164,39	9.907	26.904	171,57
YUGOSLAVIA	530	381	-28,11	862	386	-55,22
AZERBAIJAN	820.790	0	-100,00	1.363.757	0	-100,00
KAZAKHSTAN	0	3.072	--	0	4.432	--
UKRAINE	1.308	18.105	1.284,17	1.589	36.742	2.212,27
LITHUANIA	395	163.185	41.212,66	2.504	370.835	14.709,70
ESTONIA	38.687	375.216	869,88	147.744	910.212	516,07
CROATIA	2.024	11.177	452,22	3.615	32.295	793,36
BOSNIA AND HERZEGOVINA	0	170	--	0	798	--
MALTA	4.555.844	1.709	-99,96	2.480.360	4.633	-99,81
SLOVAKIA	219	377	72,15	5.915	2.438	-58,78
SLOVENIA	6.824	5.534	-18,90	19.750	20.884	5,74
CZECH REPUBLIC	7.614	3.021	-60,32	46.421	8.333	-82,05
RUSSIA FEDERATION	81.973	1.409.119	1.619,00	222.076	3.994.680	1.698,79
-TEMBAGA	171.024.422	141.133.272	-17,48	1.324.017.639	1.176.225.774	-11,16
JAPAN	22.580.693	1.904.394	-91,57	363.501.657	80.863.823	-77,75
HONG KONG	6.428.845	6.118.972	-4,82	37.911.593	41.780.064	10,20
KOREA, REPUBLIC OF	2.638.581	3.235.902	22,64	68.280.157	113.652.822	66,45
TAIWAN	15.979.592	9.568.919	-40,12	102.779.538	65.533.780	-36,24
CHINA	34.697.489	29.974.234	-13,61	161.567.003	155.999.613	-3,45
PAPUA NEW GUINEA	0	55	--	0	82	--
THAILAND	25.187.932	31.272.156	24,16	167.874.443	244.452.219	45,62
SINGAPORE	8.950.857	10.162.463	13,54	54.488.978	111.770.055	105,12
PHILIPPINES	8.160.981	7.176.280	-12,07	57.919.654	58.435.885	0,89
MALAYSIA	40.146.814	33.660.131	-16,16	269.027.805	260.472.187	-3,18
MYANMAR (FORM. BURMA)	1.794	0	-100,00	14.062	0	-100,00
CAMBODIA	30	0	-100,00	550	0	-100,00
BRUNEI DARUSSALAM	3.636	0	-100,00	2.053	0	-100,00
LAO PEOPLE'S DEMOCRATIC REPU	1.440	0	-100,00	89.700	0	-100,00
VIET NAM	4.385.813	3.827.406	-12,73	30.454.817	31.207.434	2,47
MALDIVES	1.220	241	-80,25	15.411	707	-95,41
INDIA	281.911	397.457	40,99	2.159.002	3.214.152	48,87
PAKISTAN	50	96.604	193.108,00	600	654.700	109.016,67

TABEL 5. PERKEMBANGAN EKSPOR INDONESIA MENURUT KOMODITI DAN NEGARA TUJUAN

JENIS BARANG	BERAT BERSIH (KG)		PERUB	NILAI FOB (US \$)		PERUB
	JAN-JUN 2007	JAN-JUN 2008	%	JAN-JUN 2007	JAN-JUN 2008	%
	(1)	(2)	(3)	(4)	(5)	(6)
BANGLADESH	197.976	0	-100,00	1.517.797	0	-100,00
SRI LANKA	36	0	-100,00	200	0	-100,00
IRAN (ISLAMIC REPUBLIC OF)	1.524	0	-100,00	21.810	0	-100,00
LEBANON	713	0	-100,00	1.109	0	-100,00
TURKEY	432	0	-100,00	345	0	-100,00
UNITED ARAB EMIRATES	703	1.323	88,19	3.138	9.570	204,97
QATAR	0	3.021	--	0	2.275	--
MADAGASCAR	200.000	500.000	150,00	100.000	275.000	175,00
KENYA	0	5.984	--	0	27.882	--
REUNION	105	0	-100,00	334	0	-100,00
SENEGAL	120	690	475,00	4.984	6.880	38,04
SEYCHELLES	0	59	--	0	128	--
SOUTH AFRICA	744	1.407	89,11	885	2.084	135,48
VIRGIN ISLANDS (BRITISH)	0	959	--	0	2.630	--
AUSTRALIA	87.153	12.426	-85,74	362.742	126.098	-65,24
NEW ZEALAND	494	245.456	49.587,45	740	221.912	29.888,11
NEW CALEDONIA	36	53	47,22	133	150	12,78
VANUATU	233	272	16,74	282	512	81,56
FIJI	1.036	2.372	128,96	5.836	10.921	87,13
TONGA	0	37	--	0	30	--
EAST TIMOR	0	70.769	--	0	43.242	--
UNITED STATES	416.111	2.646.407	535,99	4.142.293	6.290.918	51,87
CANADA	48.444	43.235	-10,75	430.238	407.885	-5,20
MEXICO	302	0	-100,00	2.612	0	-100,00
VENEZUELA	4	21	425,00	119	177	48,74
BRAZIL	34.913	6.731	-80,72	160.738	47.762	-70,29
COLOMBIA	91	0	-100,00	123	0	-100,00
BOLIVIA	44	0	-100,00	497	0	-100,00
ECUADOR	7.148	0	-100,00	17.092	0	-100,00
PERU	0	13	--	0	100	--
BAHAMAS	140	0	-100,00	3.475	0	-100,00
PUERTO RICO	0	1	--	0	3	--
DOMINICAN REPUBLIC	113	0	-100,00	193	0	-100,00
COSTA RICA	132	0	-100,00	283	0	-100,00
ANTIGUA AND BARBUDA	33	0	-100,00	1.591	0	-100,00
ANGUILLA	78	0	-100,00	236	0	-100,00
NETHERLANDS ANTILLES	0	252	--	0	1.105	--
GUADELOUPE	0	114	--	0	150	--
UNITED KINGDOM	132.557	17.104	-87,10	293.394	78.684	-73,18
NETHERLANDS	60.069	8.112	-86,50	95.219	58.566	-38,49
FRANCE	3.707	3.737	0,81	18.588	16.784	-9,71
GERMANY, FED. REP. OF	29.546	3.762	-87,27	136.700	22.101	-83,83
AUSTRIA	0	777	--	0	9.381	--
BELGIUM	24.795	71.997	190,37	238.160	408.645	71,58
SWITZERLAND	308	101	-67,21	503	827	64,41
DENMARK	2.021	1.582	-21,72	8.925	1.174	-86,85
SWEDEN	67.635	77.649	14,81	196.379	66.692	-66,04
FINLAND	181	0	-100,00	1.840	0	-100,00
ITALY	4.550	2.397	-47,32	5.671	6.119	7,90
SPAIN	4.482	5.203	16,09	16.799	14.092	-16,11
PORTUGAL	760	0	-100,00	1.713	0	-100,00
GREECE	1.099	2.036	85,26	3.568	6.412	79,71
DEMOCRATIC REPUBLIC OF THE C	25.173	0	-100,00	97.030	0	-100,00
POLAND	295	0	-100,00	987	0	-100,00
ROMANIA	0	1	--	0	25	--
CROATIA	4	0	-100,00	39	0	-100,00
SLOVAKIA	104	1.899	1.725,96	6.388	21.262	232,84
CZECH REPUBLIC	220.600	99	-99,96	28.888	73	-99,75
-SENG	2.968.695	1.851.762	-37,62	5.718.266	4.814.065	-15,81
JAPAN	1.313.353	1.154.313	-12,11	2.853.346	2.101.848	-26,34
TAIWAN	206.961	51.876	-74,93	144.233	11.880	-91,76
CHINA	404.458	75.356	-81,37	272.489	156.356	-42,62
PAPUA NEW GUINEA	0	172	--	0	165	--
THAILAND	160.000	38.031	-76,23	484.842	52.575	-89,16
SINGAPORE	284.910	50.216	-82,37	572.924	84.508	-85,25
PHILIPPINES	56.095	34.380	-38,71	84.077	52.021	-38,13
MALAYSIA	33.663	40.043	18,95	89.984	78.216	-13,08
BRUNEI DARUSSALAM	1.693	0	-100,00	6.112	0	-100,00
VIET NAM	115.484	861	-99,25	411.173	5.234	-98,73
INDIA	303.904	68.075	-77,60	665.834	173.743	-73,91
PAKISTAN	0	54.015	--	0	1.728.480	--
SRI LANKA	53.741	0	-100,00	88.046	0	-100,00
EGYPT	1	0	-100,00	1	0	-100,00
KENYA	0	8.000	--	0	13.216	--
GHANA	0	279	--	0	833	--
NIGERIA	20.000	20.000	0,00	20.000	20.000	0,00
GAMBIA	619	0	-100,00	435	0	-100,00

TABEL 5. PERKEMBANGAN EKSPOR INDONESIA MENURUT KOMODITI DAN NEGARA TUJUAN

JENIS BARANG	BERAT BERSIH (KG)		PERUB	NILAI FOB (US \$)		PERUB
	JAN-JUN 2007	JAN-JUN 2008	%	JAN-JUN 2007	JAN-JUN 2008	%
	(1)	(2)	(3)	(4)	(5)	(6)
AUSTRALIA	8.563	0	-100,00	19.422	0	-100,00
AMERICAN SAMOA	2.076	6.271	202,07	2.944	9.093	208,87
SAMOA	0	2.898	--	0	8.126	--
EAST TIMOR	330	234.688	71.017,58	294	304.882	103.601,36
UNITED STATES	0	18	--	0	100	--
JAMAICA	2.677	0	-100,00	220	0	-100,00
UNITED KINGDOM	9	9	0,00	1.400	91	-93,50
NETHERLANDS	0	885	--	0	5.563	--
FRANCE	158	1	-99,37	490	2	-99,59
SWEDEN	0	11.375	--	0	7.133	--
-LOGAM TIDAK MULIA LAIN	240.004.384	174.869.811	-27,14	103.867.025	126.917.528	22,19
JAPAN	60.743.839	3.500.287	-94,24	18.344.851	16.145.307	-11,99
HONG KONG	731.097	806.047	10,25	2.470.257	2.502.213	1,29
KOREA, REPUBLIC OF	104.023	68.149.586	65.413,96	283.787	6.085.293	2.044,32
TAIWAN	70.682	151.120	113,80	246.619	416.397	68,84
CHINA	490.853	679.125	38,36	1.317.701	2.144.837	62,77
MONGOLIA	35	0	-100,00	2.066	0	-100,00
MACAU	106	5.414	5.007,55	2.664	44	-98,35
PAPUA NEW GUINEA	668.002	281.077	-57,92	1.708.912	1.459.192	-14,61
THAILAND	1.320.100	1.701.373	28,88	8.199.936	11.347.556	38,39
SINGAPORE	11.863.223	12.892.848	8,68	17.930.839	20.097.649	12,08
PHILIPPINES	71.163.269	1.836.241	-97,42	4.686.792	3.210.807	-31,49
MALAYSIA	1.774.239	2.342.868	32,05	6.504.695	9.437.705	45,09
MYANMAR (FORM. BURMA)	15.178	575	-96,21	37.849	1.244	-96,71
CAMBODIA	24.812	19.619	-20,93	20.479	55.006	168,60
BRUNEI DARUSSALAM	45.786	27.269	-40,44	125.164	75.986	-39,29
LAO PEOPLE'S DEMOCRATIC REPU	0	1.556	--	0	63.338	--
VIET NAM	646.549	1.486.622	129,93	3.024.950	8.229.583	172,06
MALDIVES	25.151	17.530	-30,30	20.343	76.793	277,49
INDIA	392.593	69.970.197	17.722,58	1.139.853	3.014.076	164,43
PAKISTAN	60.332	111.375	84,60	238.567	447.390	87,53
BANGLADESH	20.490	0	-100,00	76.617	0	-100,00
SRI LANKA	27.860	60.688	117,83	84.951	339.284	299,39
IRAQ	39.998	1.299	-96,75	39.600	9.853	-75,12
IRAN (ISLAMIC REPUBLIC OF)	40.809	293.918	620,23	86.412	508.427	488,38
SAUDI ARABIA	726.467	234.753	-67,69	779.375	495.799	-36,39
ISRAEL	0	45.152	--	0	69.983	--
KUWAIT	27.463	19.174	-30,18	75.856	84.719	11,68
JORDAN	0	13.206	--	0	38.517	--
LEBANON	29.841	45.942	53,96	33.196	346.365	943,39
YEMEN	520	323	-37,88	300	1.467	389,00
OMAN	69.142	6.246	-90,97	78.949	23.118	-70,72
SYRIA ARAB REPUBLIC	85.803	84.376	-1,66	364.819	86.391	-76,32
TURKEY	1.689	64.264	3.704,85	5.753	425.284	7.292,39
UNITED ARAB EMIRATES	737.845	1.192.688	61,64	943.548	2.480.745	162,92
QATAR	56.109	134.302	139,36	75.164	263.596	250,69
BAHRAIN	383	21.569	5.531,59	1.017	28.641	2.716,22
CYPRUS	18.686	52.252	179,63	21.874	61.004	178,89
EGYPT	73.855	46.257	-37,37	129.795	147.645	13,75
LIBYAN ARAB JAMAHIRIYA	19.458	55.762	186,58	19.609	123.445	529,53
MOROCCO	40.573	16.431	-59,50	42.182	19.823	-53,01
TUNISIA	1.496	240	-83,96	37.293	302	-99,19
ALGERIA	40.000	288	-99,28	40.040	8.065	-79,86
SUDAN	626	8.056	1.186,90	3.300	111.956	3.292,61
NAMIBIA	0	1.400	--	0	100	--
ETHIOPIA	4.619	60.148	1.202,19	5.320	63.285	1.089,57
TANZANIA, UNITED REPUBLIC OF	29.149	13.889	-52,35	89.901	63.085	-29,83
MADAGASCAR	33.365	14.891	-55,37	25.928	35.480	36,84
KENYA	76.025	83.611	9,98	225.368	303.254	34,56
REUNION	1.748	12.225	599,37	1.082	12.935	1.095,47
MOZAMBIQUE	0	194	--	0	485	--
GHANA	18.560	0	-100,00	25.215	0	-100,00
LIBERIA	798	19.101	2.293,61	11.160	86.611	676,08
ANGOLA	31.068	204	-99,34	35.476	14.111	-60,22
CONGO	227	0	-100,00	10.845	0	-100,00
CAMEROON	182	0	-100,00	8.876	0	-100,00
NIGERIA	330.364	502.014	51,96	750.940	1.661.290	121,23
SIERRA LEONE	2.790	4.129	47,99	11.076	21.501	94,12
SENEGAL	156	0	-100,00	1.123	0	-100,00
BENIN	98.878	57.534	-41,81	78.050	42.080	-46,09
BURKINA FASO	0	23	--	0	50	--
U.S. VIRGIN ISLANDS	0	200	--	0	520	--
SEYCHELLES	0	27.193	--	0	46.463	--
UGANDA	10.626	30.360	185,71	29.967	85.620	185,71
SAO TOME AND PRINCIPE	0	7.277	--	0	8.700	--
SOUTH AFRICA	195.530	194.991	-0,28	387.392	671.472	73,33
COMOROS	159	258	62,26	885	1.010	14,12

TABEL 5. PERKEMBANGAN EKSPOR INDONESIA MENURUT KOMODITI DAN NEGARA TUJUAN

JENIS BARANG	BERAT BERSIH (KG)		PERUB	NILAI FOB (US \$)		PERUB
	JAN-JUN 2007	JAN-JUN 2008	%	JAN-JUN 2007	JAN-JUN 2008	%
	(1)	(2)	(3)	(4)	(5)	(6)
MAURITIUS	7.822	10.456	33,67	31.791	46.222	45,39
AUSTRALIA	1.250.788	1.140.068	-8,85	5.737.552	6.278.959	9,44
NEW ZEALAND	252.693	89.429	-64,61	302.765	289.060	-4,53
GUAM	1.201	186	-84,51	5.901	876	-85,16
NEW CALEDONIA	48.918	66.960	36,88	174.994	252.012	44,01
NORTHERN MARIANA ISLANDS	309	0	-100,00	465	0	-100,00
SAINT VINCENT AND THE GRENADII	0	4.662	--	0	44.100	--
VANUATU	2.444	49	-98,00	10.413	28	-99,73
AMERICAN SAMOA	525	0	-100,00	192	0	-100,00
COOK ISLANDS	1.021	0	-100,00	815	0	-100,00
FIJI	14.947	13.231	-11,48	82.133	86.789	5,67
SAMOA	4.858	1.986	-59,12	17.257	9.924	-42,49
TONGA	0	1.444	--	0	1.114	--
EAST TIMOR	3.611	293.175	8.018,94	6.887	223.350	3.143,07
UNITED STATES	1.046.947	1.136.776	8,58	7.825.770	9.089.036	16,14
CANADA	170.554	176.263	3,35	1.542.428	2.066.414	33,97
MEXICO	6.613	13.672	106,74	54.069	84.943	57,10
PANAMA	18.783	428	-97,72	70.225	804	-98,86
SURINAME	5.765	143	-97,52	17.022	1.360	-92,01
CHILE	14.975	10.038	-32,97	111.075	87.276	-21,43
VENEZUELA	17.728	4.599	-74,06	32.457	17.861	-44,97
ARGENTINA	14.650	29.203	99,34	147.738	435.917	195,06
BRAZIL	8.367	70.890	747,26	71.404	667.988	835,51
COLOMBIA	2.181	1.493	-31,55	9.918	10.474	5,61
BOLIVIA	0	42	--	0	450	--
URUGUAY	1.093	1.595	45,93	3.851	17.235	347,55
ECUADOR	941	0	-100,00	4.105	0	-100,00
PERU	0	100	--	0	303	--
TRINIDAD AND TOBAGO	0	186	--	0	660	--
BAHAMAS	0	1.901	--	0	4.968	--
JAMAICA	608	1.148	88,82	559	2.164	287,12
PUERTO RICO	0	1.969	--	0	4.802	--
BELIZE	7	0	-100,00	10	0	-100,00
DOMINICAN REPUBLIC	903	438	-51,50	2.946	1.191	-59,57
EL SALVADOR	1.463	0	-100,00	6.272	0	-100,00
COSTA RICA	2.216	4.005	80,73	2.029	10.473	416,17
BARBADOS	12.749	21.319	67,22	24.474	49.446	102,03
ANTIGUA AND BARBUDA	565	273	-51,68	7.025	662	-90,58
ARUBA	0	1.238	--	0	2.141	--
BERMUDA	146	327	123,97	1.078	2.428	125,23
CAYMAN ISLANDS	0	28	--	0	45	--
FRENCH GUIANA	424	229	-45,99	797	793	-0,50
FRENCH POLYNESIA	5.981	16.463	175,25	6.696	30.203	351,06
GRENADA	3.042	2.403	-21,01	5.563	5.056	-9,11
MARTINIQUE	54	4.961	9.087,04	76	7.228	9.410,53
NETHERLANDS ANTILLES	1.305	3.017	131,19	22.101	16.964	-23,24
SAINT LUCIA	4.352	733	-83,16	7.436	2.628	-64,66
TURKS AND CAICOS ISLANDS	0	10	--	0	16	--
GUADELOUPE	2.883	547	-81,03	3.664	1.047	-71,42
SAINT KITTS AND NEVIS	27	0	-100,00	377	0	-100,00
UNITED KINGDOM	80.682.423	939.692	-98,84	5.522.223	2.628.061	-52,41
NETHERLANDS	197.843	220.267	11,33	1.392.708	1.303.148	-6,43
FRANCE	421.499	189.021	-55,16	845.142	562.086	-33,49
GERMANY, FED. REP. OF	315.286	1.639.305	419,94	2.612.954	5.354.186	104,91
AUSTRIA	3.361	15.757	368,82	19.499	182.996	838,49
BELGIUM	130.293	162.486	24,71	289.600	347.128	19,86
SWITZERLAND	9.535	24.740	159,47	82.526	353.004	327,75
LUXEMBOURG	0	2.100	--	0	6.216	--
DENMARK	40.541	6.305	-84,45	109.171	230.455	111,10
NORWAY	26.616	5.365	-79,84	127.324	14.614	-88,52
SWEDEN	91.625	120.357	31,36	362.503	469.884	29,62
FINLAND	4.190	3.093	-26,18	33.919	25.819	-23,88
IRELAND	100.230	98.758	-1,47	153.798	183.345	19,21
ITALY	634.802	540.288	-14,89	890.637	792.686	-11,00
SPAIN	1.254.295	279.937	-77,68	3.800.917	670.377	-82,36
PORTUGAL	10.327	20.665	100,11	22.148	19.754	-10,81
GREECE	51.057	36.456	-28,60	67.705	86.915	28,37
HUNGARY	4.203	5.905	40,49	9.440	20.673	118,99
POLAND	580	5.573	860,86	14.003	70.863	406,06
ROMANIA	7.288	660	-90,94	27.874	1.941	-93,04
BULGARIA	1.459	3.111	113,23	4.083	22.170	442,98
KAZAKHSTAN	32	336	950,00	46	19.594	42.495,65
UKRAINE	4.663	2.237	-52,03	36.209	14.294	-60,52
LITHUANIA	0	425	--	0	875	--
LATVIA	0	385	--	0	822	--
ESTONIA	9.037	0	-100,00	22.602	0	-100,00
GEORGIA	8.676	0	-100,00	38.750	0	-100,00
CROATIA	2.058	2.878	39,84	10.861	14.890	37,10

TABEL 5. PERKEMBANGAN EKSPOR INDONESIA MENURUT KOMODITI DAN NEGARA TUJUAN

JENIS BARANG	BERAT BERSIH (KG)		PERUB	NILAI FOB (US \$)		PERUB
	JAN-JUN 2007	JAN-JUN 2008	%	JAN-JUN 2007	JAN-JUN 2008	%
	(1)	(2)	(3)	(4)	(5)	(6)
MALTA	20.357	3.473	-82,94	27.021	3.363	-87,55
SLOVAKIA	432	2	-99,54	3.744	10	-99,73
SLOVENIA	0	570	--	0	609	--
CZECH REPUBLIC	2.361	3.009	27,45	8.524	21.844	156,26
RUSSIA FEDERATION	1.630	1.015	-37,73	34.186	36.599	7,06
-PAKAIAN JADI	195.365.894	203.872.965	4,35	2.843.162.852	2.988.768.081	5,12
JAPAN	4.752.295	4.810.352	1,22	62.880.855	61.588.450	-2,06
HONG KONG	300.869	314.684	4,59	4.830.838	5.499.011	13,83
KOREA, DEMOCRATIC PEOPLE'S RE	22	173	686,36	115	3.994	3.373,04
KOREA, REPUBLIC OF	678.046	732.776	8,07	9.808.439	11.259.897	14,80
TAIWAN	247.714	163.272	-34,09	3.723.721	2.290.199	-38,50
CHINA	376.747	463.764	23,10	5.081.990	10.703.292	110,61
MONGOLIA	0	81	--	0	2.573	--
MACAU	135	61	-54,81	6.680	1.257	-81,18
PAPUA NEW GUINEA	213.224	278.660	30,69	946.328	1.249.537	32,04
THAILAND	402.646	637.874	58,42	4.312.243	5.626.526	30,48
SINGAPORE	3.756.924	2.080.037	-44,63	36.063.428	19.459.544	-46,04
PHILIPPINES	161.263	199.636	23,80	1.783.851	2.216.041	24,23
MALAYSIA	5.247.028	5.021.047	-4,31	23.781.695	29.546.576	24,24
MYANMAR (FORM. BURMA)	7.772	14.530	86,95	77.528	214.593	176,79
CAMBODIA	52.770	2.796	-94,70	217.093	19.309	-91,11
BRUNEI DARUSSALAM	115.812	127.560	10,14	594.887	922.630	55,09
LAO PEOPLE'S DEMOCRATIC REPU	0	53.269	--	0	325.113	--
NEPAL	25.564	42.832	67,55	216.824	422.726	94,96
VIET NAM	86.627	285.781	229,90	771.544	1.839.949	138,48
MALDIVES	37.717	32.746	-13,18	250.584	155.912	-37,78
INDIA	175.272	128.407	-26,74	936.725	1.197.894	27,88
PAKISTAN	223.438	290.131	29,85	1.599.216	2.853.318	78,42
BANGLADESH	6.199	7.866	26,89	24.029	36.643	52,49
SRI LANKA	826.765	778.396	-5,85	4.719.910	3.870.059	-18,01
AFGHANISTAN	17.820	100	-99,44	76.070	3.370	-95,57
IRAN (ISLAMIC REPUBLIC OF)	27.846	88.043	216,18	341.843	507.105	48,34
SAUDI ARABIA	3.272.427	3.379.034	3,26	27.865.329	31.454.471	12,88
ISRAEL	0	14.414	--	0	403.059	--
KUWAIT	201.485	267.826	32,93	2.099.759	2.469.591	17,61
JORDAN	113	2.320	1.953,10	7.602	34.800	357,77
LEBANON	4.910	10.712	118,17	142.233	246.517	73,32
YEMEN	291.723	343.567	17,77	2.299.611	3.355.030	45,90
OMAN	11.214	14.678	30,89	152.029	138.140	-9,14
SYRIA ARAB REPUBLIC	8.558	0	-100,00	31.553	0	-100,00
TURKEY	235.320	328.524	39,61	4.331.597	6.981.848	61,18
UNITED ARAB EMIRATES	5.431.411	6.329.698	16,54	62.909.528	67.527.165	7,34
QATAR	3.772	13.863	267,52	90.085	247.050	174,24
BAHRAIN	46.097	53.698	16,49	212.448	368.987	73,68
CYPRUS	9.635	9.945	3,22	102.000	134.598	31,96
EGYPT	626.448	790.209	26,14	6.560.885	10.124.442	54,32
LIBYAN ARAB JAMAHIRIYA	60.273	109.433	81,56	201.187	415.826	106,69
MOROCCO	5.873	1.695	-71,14	101.692	52.632	-48,24
TUNISIA	31.888	3.339	-89,53	41.291	19.881	-51,85
ALGERIA	104.145	118.815	14,09	1.203.706	1.391.990	15,64
SUDAN	988.763	1.014.488	2,60	9.403.043	11.213.073	19,25
ERITREA	1.926	345	-82,09	9.191	21.652	135,58
NAMIBIA	0	10.759	--	0	25.746	--
ETHIOPIA	157.279	95.974	-38,98	1.126.214	1.020.361	-9,40
TANZANIA, UNITED REPUBLIC OF	1.266.227	1.111.797	-12,20	680.511	651.172	-4,31
MADAGASCAR	75.127	78.685	4,74	85.131	58.534	-31,24
SOMALIA	30.516	17.095	-43,98	198.512	110.404	-44,38
KENYA	553.388	429.606	-22,37	1.523.036	772.270	-49,29
REUNION	27.787	23.057	-17,02	116.140	149.483	28,71
MOZAMBIQUE	184.165	132.315	-28,15	225.323	515.512	128,79
EQUATORIAL GUINEA	15.966	28.471	78,32	15.760	52.801	235,03
TOGO	4.771.952	5.506.219	15,39	7.201.232	8.928.039	23,98
GHANA	291.277	75.936	-73,93	348.991	230.025	-34,09
LIBERIA	66.058	111.173	68,30	76.775	135.171	76,06
GUINEA	687.943	890.659	29,47	766.108	1.036.505	35,29
ANGOLA	624.235	657.720	5,36	67.207	34.652	-48,44
CONGO	168.000	275.996	64,28	246.400	311.756	26,52
CAMEROON	464.238	312.000	-32,79	659.528	466.080	-29,33
NIGERIA	160.996	156.665	-2,69	847.633	330.426	-61,02
SIERRA LEONE	0	104	--	0	87	--
GABON	40.955	85.276	108,22	28.523	463.198	1.523,95
COTE D'IVOIRE	1.768	108.381	6.030,15	2.798	96.445	3.346,93
SENEGAL	1.214.242	1.172.760	-3,42	1.080.450	1.052.927	-2,55
MAURITANIA	70.922	67.408	-4,95	315.624	244.730	-22,46
MALI	18.912	0	-100,00	130.900	0	-100,00
BENIN	1.468.654	1.495.917	1,86	6.397.580	7.393.483	15,57
GAMBIA	196.629	167.424	-14,85	220.184	195.000	-11,44

TABEL 5. PERKEMBANGAN EKSPOR INDONESIA MENURUT KOMODITI DAN NEGARA TUJUAN

JENIS BARANG	BERAT BERSIH (KG)		PERUB	NILAI FOB (US \$)		PERUB
	JAN-JUN 2007	JAN-JUN 2008	%	JAN-JUN 2007	JAN-JUN 2008	%
	(1)	(2)	(3)	(4)	(5)	(6)
U.S. VIRGIN ISLANDS	2.583	231	-91,06	7.477	2.462	-67,07
SEYCHELLES	6.024	4.792	-20,45	47.821	25.030	-47,66
UGANDA	81.158	59.888	-26,21	280.325	318.220	13,52
NIGER	215.696	45.994	-78,68	1.535.124	50.354	-96,72
DJIBOUTI	74.953	78.687	4,98	537.200	374.210	-30,34
SAO TOME AND PRINCIPE	6.099	6.953	14,00	10.800	5.860	-45,74
SOUTH AFRICA	670.635	451.580	-32,66	4.668.931	5.961.742	27,69
ZIMBABWE	26.325	2.536	-90,37	226.348	10.229	-95,48
MALAWI	21.238	11.959	-43,69	8.990	6.975	-22,41
COMOROS	394	2.526	541,12	2.180	9.528	337,06
MAURITIUS	50.556	87.264	72,61	201.714	512.343	153,99
VIRGIN ISLANDS (BRITISH)	12.925	46	-99,64	175.256	195	-99,89
AUSTRALIA	990.241	1.113.277	12,42	18.567.262	20.145.928	8,50
NEW ZEALAND	116.600	132.339	13,50	1.913.455	2.312.629	20,86
GUAM	3.245	1.900	-41,45	32.142	8.584	-73,29
PALAU	723	127	-82,43	1.068	769	-28,00
NEW CALEDONIA	30.888	60.199	94,89	304.307	477.396	56,88
NORTHERN MARIANA ISLANDS	2.358	108	-95,42	8.613	729	-91,54
SAINT VINCENT AND THE GRENADII	99	3	-96,97	197	8	-95,94
VANUATU	12.030	9.956	-17,24	17.341	16.298	-6,01
WALLIS AND FUTUNA ISLANDS	6.943	9.938	43,14	13.364	14.821	10,90
AMERICAN SAMOA	0	6.275	--	0	47.097	--
COOK ISLANDS	6.932	2.405	-65,31	13.146	36.211	175,45
FIJI	75.375	44.691	-40,71	496.688	386.737	-22,14
SOLOMON ISLANDS	0	3.440	--	0	9.173	--
TONGA	22.762	0	-100,00	24.240	0	-100,00
TUVALU	0	5.009	--	0	12.602	--
CHRISTMAS ISLANDS	582	0	-100,00	5.964	0	-100,00
EAST TIMOR	1.929	91.653	4.651,32	40.703	87.003	113,75
UNITED STATES	109.397.990	112.145.888	2,51	1.795.351.328	1.791.477.177	-0,22
CANADA	3.046.810	2.989.882	-1,87	58.071.285	62.083.990	6,91
MEXICO	1.109.367	1.584.635	42,84	17.307.513	21.450.756	23,94
GUATEMALA	241	29.662	12.207,88	3.739	165.894	4.336,85
HONDURAS	0	335	--	0	4.411	--
NICARAGUA	0	18.293	--	0	40.352	--
PANAMA	960.585	654.974	-31,82	8.457.602	7.207.959	-14,78
CUBA	17	0	-100,00	126	0	-100,00
SURINAME	6.497	15.894	144,64	42.136	56.820	34,85
CHILE	168.462	192.905	14,51	2.431.508	2.592.389	6,62
VENEZUELA	18.195	18.716	2,86	233.535	216.123	-7,46
ARGENTINA	115.060	123.312	7,17	2.403.949	2.532.098	5,33
BRAZIL	476.902	482.395	1,15	3.710.896	4.002.234	7,85
COLOMBIA	4.491	8.653	92,67	118.687	242.834	104,60
BOLIVIA	34	394	1.058,82	1.728	12.025	595,89
URUGUAY	16.857	24.907	47,75	300.662	458.200	52,40
PARAGUAY	233	1.480	535,19	5.552	23.872	329,97
ECUADOR	20.326	10.911	-46,32	223.877	179.254	-19,93
PERU	7.010	10.123	44,41	136.523	240.480	76,15
GUYANA	1.724	20.212	1.072,39	3.600	35.831	895,31
TRINIDAD AND TOBAGO	0	9.878	--	0	68.762	--
BAHAMAS	2.166	3.920	80,98	2.770	25.819	832,09
JAMAICA	7.302	5.047	-30,88	29.502	24.812	-15,90
PUERTO RICO	126.256	108.772	-13,85	1.332.085	1.303.730	-2,13
BELIZE	14.759	5.579	-62,20	182.373	29.120	-84,03
DOMINICAN REPUBLIC	10.761	6.943	-35,48	89.903	44.199	-50,84
EL SALVADOR	9	9.269	102.888,89	351	45.828	12.956,41
COSTA RICA	25.539	9.082	-64,44	92.257	66.416	-28,01
BARBADOS	46	121	163,04	3.419	7.803	128,22
ANTIGUA AND BARBUDA	984	246	-75,00	8.409	3.527	-58,06
ANGUILLA	1	0	-100,00	1	0	-100,00
ARUBA	175	1.309	648,00	2.751	35.858	1.203,45
BERMUDA	16.156	2.686	-83,37	54.769	25.865	-52,77
CAPE VERDE	217	0	-100,00	120	0	-100,00
CAYMAN ISLANDS	233	194	-16,74	5.406	170	-96,86
DOMINICA	0	4.737	--	0	19.866	--
FRENCH GUIANA	3.652	3.919	7,31	36.872	23.834	-35,36
FRENCH POLYNESIA	75.361	62.354	-17,26	295.930	236.777	-19,99
GREENLAND	0	46	--	0	1.198	--
GRENADA	0	16	--	0	82	--
MARTINIQUE	10.430	5.520	-47,08	41.852	29.000	-30,71
NETHERLANDS ANTILLES	71.866	98.098	36,50	685.926	914.487	33,32
SAINT LUCIA	129	1.268	882,95	6.758	9.659	42,93
TURKS AND CAICOS ISLANDS	0	142	--	0	305	--
GUADELOUPE	13.593	7.605	-44,05	59.207	27.190	-54,08
SAINT KITTS AND NEVIS	342	1.154	237,43	5.610	9.899	76,45
UNITED KINGDOM	9.134.698	8.947.850	-2,05	150.755.534	157.070.633	4,19
NETHERLANDS	2.640.294	3.169.973	20,06	51.710.351	60.718.530	17,42
FRANCE	3.460.354	3.174.106	-8,27	55.849.338	55.928.181	0,14

TABEL 5. PERKEMBANGAN EKSPOR INDONESIA MENURUT KOMODITI DAN NEGARA TUJUAN

JENIS BARANG	BERAT BERSIH (KG)		PERUB	NILAI FOB (US \$)		PERUB
	JAN-JUN 2007	JAN-JUN 2008	%	JAN-JUN 2007	JAN-JUN 2008	%
	(1)	(2)	(3)	(4)	(5)	(6)
GERMANY, FED. REP. OF	10.682.838	12.700.195	18,88	191.215.073	241.248.359	26,17
AUSTRIA	155.043	202.027	30,30	3.069.824	4.287.653	39,67
BELGIUM	3.246.210	4.345.177	33,85	62.293.698	87.975.054	41,23
SWITZERLAND	387.523	366.167	-5,51	6.625.485	6.359.182	-4,02
LUXEMBOURG	0	1.090	--	0	9.650	--
MONACO	124	158	27,42	4.404	4.063	-7,74
DENMARK	162.193	173.889	7,21	2.206.322	2.802.538	27,02
NORWAY	134.775	136.732	1,45	2.209.668	2.454.643	11,09
SWEDEN	372.050	470.770	26,53	6.273.711	6.302.504	0,46
FINLAND	25.030	19.826	-20,79	253.067	277.220	9,54
IRELAND	300.538	324.692	8,04	4.959.341	5.104.900	2,94
ITALY	1.845.399	2.066.815	12,00	39.355.922	43.345.248	10,14
SPAIN	1.512.787	2.604.501	72,17	19.943.566	33.326.542	67,10
PORTUGAL	60.833	35.976	-40,86	711.751	386.301	-45,73
ICELAND	0	6	--	0	300	--
MONTserrat	172	0	-100,00	3.764	0	-100,00
GREECE	109.809	114.863	4,60	1.463.104	1.900.542	29,90
DEMOCRATIC REPUBLIC OF THE C	158.654	139.064	-12,35	225.828	806.597	257,17
HUNGARY	29.717	12.952	-56,42	247.636	288.439	16,48
POLAND	91.550	164.520	79,71	1.553.449	2.267.467	45,96
ROMANIA	18.423	15.776	-14,37	318.484	301.766	-5,25
BULGARIA	2.322	3.002	29,29	33.248	33.185	-0,19
YUGOSLAVIA	10.980	11.745	6,97	104.870	227.132	116,58
ALBANIA	904	0	-100,00	12.337	0	-100,00
KAZAKHSTAN	287	16.109	5.512,89	7.827	541.328	6.816,16
MOLDOVA, REPUBLIC OF	27	0	-100,00	762	0	-100,00
UKRAINE	323.235	586.159	81,34	4.641.995	8.484.065	82,77
LITHUANIA	20.990	0	-100,00	400.231	0	-100,00
LATVIA	1.212	13.790	1.037,79	9.184	260.384	2.735,19
ESTONIA	3.000	62.970	1.999,00	48.249	609.666	1.163,58
CROATIA	27.842	25.279	-9,21	103.244	145.369	40,80
BOSNIA AND HERZEGOVINA	610	0	-100,00	1.571	0	-100,00
MALTA	94.387	48.056	-49,09	376.441	367.556	-2,36
SLOVAKIA	51.322	36.219	-29,43	870.688	602.524	-30,80
SLOVENIA	1.637	3.956	141,66	22.582	49.679	119,99
CZECH REPUBLIC	67.892	81.049	19,38	1.543.265	2.031.108	31,61
REP. OF MACEDONIA	984	0	-100,00	4.603	0	-100,00
RUSSIA FEDERATION	425.446	509.380	19,73	9.679.497	12.748.658	31,71
-KAIN TENUN	137.415.849	139.083.052	1,21	679.953.086	743.645.292	9,37
JAPAN	16.403.176	15.983.047	-2,56	67.752.439	70.524.964	4,09
HONG KONG	3.081.191	1.751.723	-43,15	19.851.404	12.581.478	-36,62
KOREA, DEMOCRATIC PEOPLE'S RE	0	39.897	--	0	105.487	--
KOREA, REPUBLIC OF	1.804.540	2.682.998	48,68	6.446.095	10.171.251	57,79
TAIWAN	3.321.135	2.670.858	-19,58	17.699.377	13.553.780	-23,42
CHINA	2.740.176	5.343.570	95,01	18.153.530	21.539.438	18,65
MACAU	45.181	84.098	86,14	290.311	533.619	83,81
PAPUA NEW GUINEA	105.919	142.934	34,95	562.346	811.568	44,32
THAILAND	4.060.103	3.985.190	-1,85	16.396.669	20.349.726	24,11
SINGAPORE	2.777.093	3.040.483	9,48	14.309.490	30.602.111	113,86
PHILIPPINES	2.512.661	1.660.294	-33,92	24.428.597	10.677.327	-56,29
MALAYSIA	9.303.959	10.478.283	12,62	36.234.712	43.146.335	19,07
MYANMAR (FORM. BURMA)	571.265	466.218	-18,39	3.423.179	3.308.744	-3,34
CAMBODIA	1.037.399	979.909	-5,54	4.555.059	4.439.288	-2,54
BRUNEI DARUSSALAM	51.440	88.631	72,30	301.864	631.608	109,24
LAO PEOPLE'S DEMOCRATIC REPU	53.520	170.666	218,88	190.931	800.029	319,01
NEPAL	778	2.322	198,46	4.360	14.629	235,53
VIET NAM	1.938.868	2.506.149	29,26	11.675.680	14.620.157	25,22
MALDIVES	47.457	56.637	19,34	153.396	102.647	-33,08
INDIA	1.721.623	1.415.245	-17,80	9.163.212	8.138.510	-11,18
PAKISTAN	346.162	136.069	-60,69	1.233.309	625.810	-49,26
BANGLADESH	4.509.994	2.738.521	-39,28	17.920.799	12.737.222	-28,92
SRI LANKA	1.913.319	2.216.636	15,85	10.521.008	18.688.461	77,63
AFGHANISTAN	48.800	30.941	-36,60	185.810	252.254	35,76
IRAQ	0	12.533	--	0	107.579	--
IRAN (ISLAMIC REPUBLIC OF)	332.067	351.005	5,70	1.462.692	2.277.995	55,74
SAUDI ARABIA	6.416.908	6.248.306	-2,63	40.173.091	43.621.086	8,58
ISRAEL	0	16.483	--	0	69.788	--
KUWAIT	751.277	496.571	-33,90	5.783.281	3.980.486	-31,17
JORDAN	444.187	659.615	48,50	2.301.376	3.886.240	68,87
LEBANON	87.161	143.804	64,99	467.895	854.263	82,58
YEMEN	433.537	452.723	4,43	2.164.659	2.569.759	18,71
OMAN	320.774	414.540	29,23	1.739.755	2.392.841	37,54
SYRIA ARAB REPUBLIC	633.614	946.890	49,44	3.489.984	5.843.227	67,43
TURKEY	12.321.288	14.362.238	16,56	53.369.592	70.560.772	32,21
UNITED ARAB EMIRATES	11.019.964	12.426.272	12,76	69.059.750	86.004.504	24,54
QATAR	64.694	59.214	-8,47	447.069	410.492	-8,18
BAHRAIN	49.244	43.857	-10,94	350.280	358.041	2,22

TABEL 5. PERKEMBANGAN EKSPOR INDONESIA MENURUT KOMODITI DAN NEGARA TUJUAN

JENIS BARANG	BERAT BERSIH (KG)		PERUB	NILAI FOB (US \$)		PERUB
	JAN-JUN 2007	JAN-JUN 2008	%	JAN-JUN 2007	JAN-JUN 2008	%
	(1)	(2)	(3)	(4)	(5)	(6)
CYPRUS	31.638	62.614	97,91	234.148	445.957	90,46
EGYPT	615.750	815.639	32,46	3.205.960	5.338.001	66,50
LIBYAN ARAB JAMAHIRIYA	371.594	234.449	-36,91	1.908.605	1.391.826	-27,08
MOROCCO	308.306	444.288	44,11	1.929.323	2.544.161	31,87
TUNISIA	82.818	57.354	-30,75	363.412	281.193	-22,62
ALGERIA	142.219	172.376	21,20	396.814	550.286	38,68
SUDAN	110.207	230.849	109,47	643.726	1.394.836	116,68
LESOTHO	420.129	747.883	78,01	1.254.970	2.242.564	78,69
ETHIOPIA	6.488	69.308	968,25	46.999	346.249	636,72
TANZANIA, UNITED REPUBLIC OF	0	1.841	--	0	870	--
MADAGASCAR	77.059	5.894	-92,35	274.262	15.860	-94,22
SOMALIA	23.336	28.143	20,60	121.072	218.104	80,14
KENYA	746.722	469.906	-37,07	3.203.225	2.308.405	-27,93
REUNION	408	1.915	369,36	3.664	9.530	160,10
MOZAMBIQUE	0	11.072	--	0	98.357	--
BOTSWANA	27.576	11.025	-60,02	150.163	64.069	-57,33
TOGO	23.477	77.584	230,47	95.700	365.700	282,13
GHANA	139.571	93.644	-32,91	521.657	521.537	-0,02
GUINEA	56.794	28.801	-49,29	136.425	43.429	-68,17
ANGOLA	0	5.897	--	0	37.724	--
CAMEROON	15.099	0	-100,00	88.812	0	-100,00
NIGERIA	12.915	64.134	396,59	137.054	484.412	253,45
GABON	1.078	5.561	415,86	900	3.275	263,89
COTE D'IVOIRE	60.060	82.892	38,02	318.649	278.458	-12,61
SENEGAL	46.794	2.899	-93,80	103.224	2.700	-97,38
MALI	0	147.451	--	0	764.230	--
BENIN	19.587	16.150	-17,55	107.874	42.750	-60,37
BURKINA FASO	26.487	0	-100,00	74.482	0	-100,00
GAMBIA	1.512	14.795	878,51	6.503	135.156	1.978,36
SEYCHELLES	0	3.033	--	0	31.737	--
UGANDA	0	33.449	--	0	225.701	--
NIGER	12.740	54.405	327,04	61.152	223.035	264,72
DJIBOUTI	60.085	28.011	-53,38	263.552	201.593	-23,51
SOUTH AFRICA	2.287.219	2.313.568	1,15	9.356.534	12.015.386	28,42
ZIMBABWE	348.495	273.863	-21,42	1.448.242	891.276	-38,46
COMOROS	1.102	0	-100,00	6.099	0	-100,00
MAURITIUS	228.333	400.270	75,30	1.084.941	1.561.848	43,96
AUSTRALIA	1.705.500	1.357.560	-20,40	5.470.567	5.455.882	-0,27
NEW ZEALAND	200.588	161.443	-19,52	1.122.239	1.074.433	-4,26
MICRONESIA, FEDERATED STATES	0	5.904	--	0	56.170	--
GUAM	0	48	--	0	67	--
PALAU	33	1.157	3.406,06	484	1.950	302,89
NEW CALEDONIA	1.138	2.492	118,98	2.975	6.316	112,30
NORTHERN MARIANA ISLANDS	300	0	-100,00	6.200	0	-100,00
VANUATU	828	3.352	304,83	546	2.240	310,26
AMERICAN SAMOA	0	965	--	0	5.402	--
COOK ISLANDS	2	0	-100,00	8	0	-100,00
FJI	176.354	108.317	-38,58	932.728	629.146	-32,55
EAST TIMOR	1.703	7.533	342,34	46.612	12.072	-74,10
UNITED STATES	6.467.061	4.955.396	-23,37	41.611.627	39.645.008	-4,73
CANADA	533.332	590.135	10,65	3.198.567	3.807.102	19,03
MEXICO	1.953.431	1.549.035	-20,70	8.609.326	7.690.967	-10,67
GUATEMALA	79.700	100.415	25,99	401.235	911.358	127,14
HONDURAS	66.685	138.202	107,25	565.210	927.952	64,18
NICARAGUA	181.695	424.572	133,67	590.146	1.605.071	171,98
PANAMA	331.610	448.327	35,20	1.582.610	2.656.700	67,87
SURINAME	7.507	4.173	-44,41	32.112	24.031	-25,17
CHILE	208.604	87.279	-58,16	907.493	589.637	-35,03
VENEZUELA	139.625	20.867	-85,05	611.366	125.922	-79,40
ARGENTINA	207.175	133.603	-35,51	1.075.275	873.672	-18,75
BRAZIL	1.043.467	1.317.795	26,29	6.369.055	8.432.341	32,40
COLOMBIA	392.328	255.549	-34,86	1.965.323	1.552.032	-21,03
BOLIVIA	2.112	0	-100,00	13.155	0	-100,00
URUGUAY	30.141	30.561	1,39	155.631	77.635	-50,12
PARAGUAY	0	18.371	--	0	113.781	--
ECUADOR	16.613	0	-100,00	69.861	0	-100,00
PERU	267.171	409.842	53,40	1.699.141	2.430.572	43,05
JAMAICA	21.285	18.963	-10,91	122.113	123.761	1,35
PUERTO RICO	0	9	--	0	171	--
DOMINICAN REPUBLIC	89.042	115.509	29,72	513.707	643.541	25,27
EL SALVADOR	47.769	66.063	38,30	233.801	358.952	53,53
COSTA RICA	24	274	1.041,67	385	1.967	410,91
ANTIGUA AND BARBUDA	543	0	-100,00	4.000	0	-100,00
ARUBA	0	48	--	0	95	--
FRENCH POLYNESIA	8.987	4.653	-48,23	90.162	37.314	-58,61
MARTINIQUE	14	78	457,14	175	737	321,14
NETHERLANDS ANTILLES	12	5	-58,33	555	87	-84,32
TURKS AND CAICOS ISLANDS	0	427	--	0	913	--

TABEL 5. PERKEMBANGAN EKSPOR INDONESIA MENURUT KOMODITI DAN NEGARA TUJUAN

JENIS BARANG	BERAT BERSIH (KG)		PERUB	NILAI FOB (US \$)		PERUB
	JAN-JUN 2007	JAN-JUN 2008	%	JAN-JUN 2007	JAN-JUN 2008	%
	(1)	(2)	(3)	(4)	(5)	(6)
GUADELOUPE	0	1.696	--	0	3.638	--
UNITED KINGDOM	2.934.931	3.540.107	20,62	16.524.471	14.882.486	-9,94
NETHERLANDS	3.006.894	3.348.522	11,36	12.056.429	14.149.274	17,36
FRANCE	657.226	513.423	-21,88	6.610.821	4.462.462	-32,50
GERMANY, FED. REP. OF	3.038.806	2.640.275	-13,11	14.427.139	13.947.093	-3,33
AUSTRIA	12.867	7.785	-39,50	122.812	84.417	-31,26
BELGIUM	2.404.503	2.017.852	-16,08	8.031.408	6.833.667	-14,91
SWITZERLAND	5.222	3.125	-40,16	175.540	45.307	-74,19
DENMARK	115.348	102.644	-11,01	843.027	698.743	-17,11
NORWAY	68.492	6.451	-90,58	289.597	38.352	-86,76
SWEDEN	45.929	32.307	-29,66	275.475	172.027	-37,55
FINLAND	369.141	314.174	-14,89	2.399.342	2.062.130	-14,05
IRELAND	38.249	49	-99,87	117.186	231	-99,80
ITALY	7.474.972	7.303.582	-2,29	24.351.037	25.637.773	5,28
SPAIN	2.696.962	2.361.170	-12,45	9.752.039	9.785.828	0,35
PORTUGAL	250.526	277.709	10,85	1.018.594	1.270.384	24,72
GREECE	367.945	454.230	23,45	2.065.425	2.518.367	21,93
HUNGARY	252.880	189.989	-24,87	1.438.380	1.356.305	-5,71
POLAND	964.693	653.619	-32,25	6.099.003	4.361.551	-28,49
ROMANIA	101.177	67.892	-32,90	504.746	451.884	-10,47
BULGARIA	48.777	10.114	-79,26	265.473	71.023	-73,25
YUGOSLAVIA	0	76	--	0	367	--
BELARUS	91.305	32.695	-64,19	626.820	271.059	-56,76
KAZAKHSTAN	431	245	-43,16	8.094	6.006	-25,80
UKRAINE	294.153	212.938	-27,61	2.044.564	1.700.625	-16,82
UZBEKISTAN	98.530	59.253	-39,86	262.536	216.763	-17,43
LITHUANIA	0	12.452	--	0	70.513	--
LATVIA	3.989	246	-93,83	15.534	4.802	-69,09
ESTONIA	2.787	10.545	278,36	22.842	50.605	121,54
CROATIA	5.043	15.511	207,57	23.955	128.603	436,85
MALTA	2.110	8	-99,62	8.523	102	-98,80
SLOVAKIA	30.011	5.500	-81,67	161.938	34.121	-78,93
SLOVENIA	7.647	13.017	70,22	86.333	139.158	61,19
CZECH REPUBLIC	89.316	52.773	-40,91	377.180	356.912	-5,37
RUSSIA FEDERATION	176.536	165.823	-6,07	1.131.289	983.986	-13,02
-TEKSTIL LAINNYA	605.409.409	567.322.465	-6,29	1.367.300.241	1.412.410.337	3,30
JAPAN	39.952.808	42.873.337	7,31	118.380.077	134.668.094	13,76
HONG KONG	18.342.283	9.546.364	-47,95	42.263.203	28.224.940	-33,22
KOREA, DEMOCRATIC PEOPLE'S RE	510	905	77,45	1.300	470	-63,85
KOREA, REPUBLIC OF	47.607.920	46.955.137	-1,37	116.392.690	130.978.374	12,53
TAIWAN	16.684.258	16.195.769	-2,93	29.940.911	37.376.634	24,83
CHINA	31.759.809	29.065.038	-8,48	52.759.733	58.471.210	10,83
MACAU	5.254	68.872	1.210,85	91.032	318.956	250,38
PAPUA NEW GUINEA	40.880	105.025	156,91	83.824	236.978	182,71
THAILAND	14.940.931	16.379.490	9,63	37.354.748	43.151.741	15,52
SINGAPORE	8.185.538	5.691.643	-30,47	25.424.535	17.439.798	-31,41
PHILIPPINES	10.004.517	10.432.743	4,28	21.257.215	25.242.770	18,75
MALAYSIA	18.076.069	15.505.756	-14,22	43.673.170	40.454.130	-7,37
MYANMAR (FORM. BURMA)	51.319	508.149	890,18	235.864	1.429.979	506,27
CAMBODIA	418.618	403.049	-3,72	1.972.855	1.865.827	-5,43
BRUNEI DARUSSALAM	106.525	102.216	-4,05	298.966	362.246	21,17
LAO PEOPLE'S DEMOCRATIC REPU	0	286	--	0	3	--
NEPAL	18.708	248	-98,67	36.347	2.510	-93,09
VIET NAM	16.957.885	18.523.252	9,23	30.067.318	37.019.787	23,12
MALDIVES	43.313	29.670	-31,50	211.062	146.242	-30,71
INDIA	11.192.451	11.300.682	0,97	20.987.725	32.202.174	53,43
PAKISTAN	7.156.996	14.136.703	97,52	14.370.295	30.787.003	114,24
BANGLADESH	10.866.007	7.258.903	-33,20	27.677.557	20.185.176	-27,07
SRI LANKA	5.884.970	4.878.314	-17,11	16.449.679	14.235.820	-13,46
AFGHANISTAN	1.700	11.874	598,47	5.408	11.057	104,46
IRAQ	0	113	--	0	20	--
IRAN (ISLAMIC REPUBLIC OF)	8.091.951	6.492.378	-19,77	15.602.984	15.593.888	-0,06
SAUDI ARABIA	1.224.038	1.579.525	29,04	5.543.224	7.167.072	29,29
ISRAEL	0	2.672.121	--	0	6.848.402	--
KUWAIT	370.906	58.452	-84,24	1.188.099	390.930	-67,10
JORDAN	471.315	298.926	-36,58	1.010.186	812.774	-19,54
LEBANON	47.053	73.853	56,96	268.671	220.066	-18,09
YEMEN	388.916	404.267	3,95	1.424.009	1.766.903	24,08
OMAN	12.796	15.787	23,37	44.554	37.438	-15,97
SYRIA ARAB REPUBLIC	2.246.546	2.438.331	8,54	4.112.109	5.742.356	39,65
TURKEY	52.091.068	40.964.260	-21,36	117.118.743	99.651.342	-14,91
UNITED ARAB EMIRATES	3.631.283	3.908.606	7,64	14.196.040	18.559.207	30,74
QATAR	27.546	17.125	-37,83	67.193	32.547	-51,56
BAHRAIN	783	198	-74,71	1.131	851	-24,76
CYPRUS	4.501	13.241	194,18	5.379	53.240	889,78
EGYPT	19.154.113	19.608.216	2,37	32.899.895	36.830.083	11,95
LIBYAN ARAB JAMAHIRIYA	84.206	127	-99,85	91.230	7.306	-91,99

TABEL 5. PERKEMBANGAN EKSPOR INDONESIA MENURUT KOMODITI DAN NEGARA TUJUAN

JENIS BARANG	BERAT BERSIH (KG)		PERUB	NILAI FOB (US \$)		PERUB
	JAN-JUN 2007	JAN-JUN 2008	%	JAN-JUN 2007	JAN-JUN 2008	%
	(1)	(2)	(3)	(4)	(5)	(6)
MOROCCO	2.733.394	1.647.987	-39,71	3.687.341	2.699.741	-26,78
TUNISIA	224.740	285.183	26,89	478.862	810.526	69,26
ALGERIA	2.140.618	1.379.419	-35,56	3.533.194	3.645.713	3,18
SUDAN	43.938	74.426	69,39	111.315	140.479	26,20
NAMIBIA	0	536	--	0	135	--
ETHIOPIA	374	1.715.425	458.569,79	5	4.982.734	99.654.580,00
TANZANIA, UNITED REPUBLIC OF	54.081	85.072	57,30	101.303	163.366	61,26
MADAGASCAR	153.944	138.674	-9,92	467.027	446.923	-4,30
SOMALIA	26.530	0	-100,00	165.355	0	-100,00
KENYA	1.023.026	660.676	-35,42	1.695.650	1.943.713	14,63
REUNION	24.265	28.406	17,07	43.406	49.237	13,43
MOZAMBIQUE	21.672	146	-99,33	36.464	741	-97,97
BOTSWANA	7.535	0	-100,00	21.728	0	-100,00
TOGO	47.679	80.778	69,42	214.640	432.530	101,51
GHANA	455.344	299.553	-34,21	1.682.677	1.213.079	-27,91
GUINEA	1.495	31.958	2.037,66	228	93.377	40.854,82
ANGOLA	1.845	0	-100,00	1.250	0	-100,00
CONGO	0	24.100	--	0	38.390	--
CAMEROON	63.466	74.800	17,86	119.202	136.302	14,35
NIGERIA	55.595	84.643	52,25	114.961	351.327	205,61
SIERRA LEONE	8.311	22.431	169,90	27.129	47.133	73,74
GABON	82.390	12.634	-84,67	113.166	8.181	-92,77
COTE D'IVOIRE	119.689	131.467	9,84	308.691	385.640	24,93
SENEGAL	57.881	188.784	226,16	196.855	412.195	109,39
MAURITANIA	224.452	161.439	-28,07	722.195	520.425	-27,94
MALI	12.797	100	-99,22	40.388	1.695	-95,80
BENIN	25.725	133.242	417,95	269.836	1.346.898	399,15
GAMBIA	22.843	14.508	-36,49	15.877	37.872	138,53
U.S. VIRGIN ISLANDS	36	546	1.416,67	175	418	138,86
SEYCHELLES	7.525	5.947	-20,97	14.277	16.379	14,72
UGANDA	1.801	419	-76,74	5.556	8.428	51,69
NIGER	0	21.076	--	0	256.590	--
DJIBOUTI	918.458	9.000	-99,02	2.431.211	1.020	-99,96
SAO TOME AND PRINCIPE	0	12.201	--	0	11.540	--
SOUTH AFRICA	3.119.310	2.134.362	-31,58	7.419.711	6.111.908	-17,63
ZIMBABWE	30.542	7.336	-75,98	53.622	30.291	-43,51
ZAMBIA	38.689	56.988	47,30	71.438	120.627	68,86
MALAWI	0	37	--	0	233	--
MAURITIUS	738.617	555.925	-24,73	2.472.909	1.624.688	-34,30
VIRGIN ISLANDS (BRITISH)	16	895	5.493,75	210	4.117	1.860,48
AUSTRALIA	9.380.282	8.878.782	-5,35	19.342.971	20.688.605	6,96
NEW ZEALAND	1.477.664	1.521.421	2,96	4.183.666	4.292.771	2,61
GUAM	2.918	6.449	121,01	16.348	11.650	-28,74
PALAU	50	489	878,00	478	1.562	226,78
NEW CALEDONIA	36.967	39.407	6,60	157.085	203.813	29,75
NORTHERN MARIANA ISLANDS	1.106	0	-100,00	2.689	0	-100,00
SAINT VINCENT AND THE GRENADII	1.351	951	-29,61	2.788	1.372	-50,79
VANUATU	10.004	25.136	151,26	17.477	26.452	51,35
WALLIS AND FUTUNA ISLANDS	1.596	1.980	24,06	3.187	3.384	6,18
COOK ISLANDS	15.439	3.148	-79,61	36.544	42.989	17,64
FIJI	16.014	29.839	86,33	80.961	107.274	32,50
KIRIBATI	1.667	0	-100,00	2.970	0	-100,00
MARSHALL ISLANDS	5	0	-100,00	200	0	-100,00
SAMOA	1.272	2.110	65,88	3.634	4.251	16,98
SOLOMON ISLANDS	20.250	1.480	-92,69	1	4.130	412.900,00
TONGA	537	3.529	557,17	2.422	4.122	70,19
TUVALU	0	189	--	0	487	--
CHRISTMAS ISLANDS	322	0	-100,00	3.298	0	-100,00
EAST TIMOR	284.690	178.695	-37,23	506.901	362.577	-28,47
UNITED STATES	44.236.182	46.030.039	4,06	100.078.427	107.204.562	7,12
CANADA	4.695.872	3.705.909	-21,08	10.607.077	8.580.097	-19,11
MEXICO	6.737.066	6.533.976	-3,01	14.269.406	15.104.262	5,85
GUATEMALA	201.633	499.449	147,70	397.028	1.078.481	171,64
HONDURAS	20.132	567.754	2.720,16	34.630	1.082.028	3.024,54
NICARAGUA	2.438	71	-97,09	3.704	87	-97,65
PANAMA	26.457	531	-97,99	65.826	6.190	-90,60
CUBA	0	76.028	--	0	133.164	--
SURINAME	138.814	78.237	-43,64	242.423	176.722	-27,10
CHILE	1.834.316	1.897.818	3,46	4.287.818	5.101.125	18,97
VENEZUELA	2.751.021	1.457.699	-47,01	6.160.146	3.786.703	-38,53
ARGENTINA	10.750.462	9.330.855	-13,21	23.765.023	23.027.516	-3,10
BRAZIL	57.773.177	53.753.909	-6,96	119.403.944	115.102.330	-3,60
COLOMBIA	3.841.736	2.476.330	-35,54	8.190.436	5.467.850	-33,24
URUGUAY	93.732	226.551	141,70	194.725	658.032	237,93
PARAGUAY	39.826	32.135	-19,31	84.390	96.652	14,53
ECUADOR	1.136.706	1.069.522	-5,91	2.463.917	2.866.258	16,33
PERU	1.629.888	722.326	-55,68	3.128.658	2.101.004	-32,85
GUYANA	14.315	7.499	-47,61	27.920	13.233	-52,60

TABEL 5. PERKEMBANGAN EKSPOR INDONESIA MENURUT KOMODITI DAN NEGARA TUJUAN

JENIS BARANG	BERAT BERSIH (KG)		PERUB	NILAI FOB (US \$)		PERUB
	JAN-JUN 2007	JAN-JUN 2008	%	JAN-JUN 2007	JAN-JUN 2008	%
(1)	(2)	(3)	(4)	(5)	(6)	(7)
TRINIDAD AND TOBAGO	0	11.039	--	0	32.411	--
BAHAMAS	3.091	502	-83,76	3.256	3.081	-5,37
JAMAICA	133.502	136.826	2,49	253.479	260.376	2,72
PUERTO RICO	3.303	4.463	35,12	16.228	10.373	-36,08
DOMINICAN REPUBLIC	152.931	158.043	3,34	301.233	566.978	88,22
EL SALVADOR	349.030	260.137	-25,47	700.794	664.252	-5,21
COSTA RICA	66.292	40.444	-38,99	182.706	233.131	27,60
HAITI	164	0	-100,00	131	0	-100,00
BARBADOS	467	938	100,86	2.048	2.753	34,42
ANTIGUA AND BARBUDA	185	521	181,62	350	2.420	591,43
ANGUILLA	27	0	-100,00	82	0	-100,00
ARUBA	202	371	83,66	537	2.900	440,04
BERMUDA	69	404	485,51	616	2.286	271,10
CAYMAN ISLANDS	59	1.342	2.174,58	16	265	1.556,25
DOMINICA	0	387	--	0	1.215	--
FALKLAND ISLANDS (MALVINAS)	6	0	-100,00	8	0	-100,00
FRENCH GUIANA	2.363	15.815	569,28	6.489	49.832	667,95
FRENCH POLYNESIA	77.521	93.841	21,05	208.768	204.530	-2,03
GRENADA	63	95	50,79	455	467	2,64
MARTINIQUE	13.162	6.598	-49,87	46.782	27.427	-41,37
NETHERLANDS ANTILLES	1.114	14.408	1.193,36	9.437	49.670	426,33
SAINT LUCIA	62	1.679	2.608,06	866	5.747	563,63
TURKS AND CAICOS ISLANDS	0	349	--	0	610	--
GUADELOUPE	11.356	9.134	-19,57	38.417	34.929	-9,08
SAINT KITTS AND NEVIS	341	3.173	830,50	5.154	8.035	55,90
UNITED KINGDOM	8.630.363	7.623.722	-11,66	18.055.719	16.844.213	-6,71
NETHERLANDS	2.795.072	3.338.753	19,45	8.347.670	8.462.823	1,38
FRANCE	1.019.511	963.168	-5,53	4.907.889	4.371.478	-10,93
GERMANY, FED. REP. OF	15.866.295	15.268.011	-3,77	38.650.239	37.435.261	-3,14
AUSTRIA	41.480	33.937	-18,18	217.405	87.320	-59,84
BELGIUM	16.421.385	14.558.300	-11,35	34.017.063	31.770.733	-6,60
SWITZERLAND	258.632	93.431	-63,87	827.951	279.999	-66,18
DENMARK	413.145	329.327	-20,29	1.560.347	1.360.682	-12,80
NORWAY	234.233	118.960	-49,21	1.531.862	852.331	-44,36
SWEDEN	1.211.332	1.142.214	-5,71	7.271.097	3.917.948	-46,12
FINLAND	554.291	1.018.651	83,78	1.134.517	2.753.639	142,71
IRELAND	79.537	215.643	171,12	154.921	503.629	225,09
ITALY	24.272.989	21.111.420	-13,03	50.227.996	47.925.831	-4,58
SPAIN	12.313.272	10.319.482	-16,19	26.652.780	24.607.781	-7,67
PORTUGAL	3.224.117	3.272.767	1,51	7.819.164	9.303.081	18,98
ICELAND	3.571	6.301	76,45	23.915	45.771	91,39
GREECE	4.317.077	2.019.999	-53,21	11.310.983	5.338.954	-52,80
DEMOCRATIC REPUBLIC OF THE C	77.652	50.779	-34,61	214.506	110.992	-48,26
HUNGARY	1.424.057	1.096.259	-23,02	2.544.146	2.190.434	-13,90
POLAND	2.532.368	2.286.069	-9,73	5.308.038	5.164.427	-2,71
ROMANIA	308.112	312.208	1,33	586.350	760.111	29,63
BULGARIA	124.184	160.808	29,49	226.280	315.064	39,24
YUGOSLAVIA	9.742	3.937	-59,59	11.404	32.455	184,59
AZERBAIJAN	0	4.192	--	0	16.179	--
KAZAKHSTAN	3.600	300	-91,67	1.046	600	-42,64
KYRGYZSTAN	155.696	104.886	-32,63	439.473	341.878	-22,21
MOLDOVA, REPUBLIC OF	21.874	44	-99,80	36.748	100	-99,73
UKRAINE	116.203	189.534	63,11	318.793	421.553	32,23
UZBEKISTAN	14.480	1.710	-88,19	20.230	55	-99,73
LITHUANIA	1.323.724	1.148.866	-13,21	2.289.715	2.268.296	-0,94
LATVIA	84.002	9.836	-88,29	196.874	31.428	-84,04
ESTONIA	55.924	99.088	77,18	147.119	268.560	82,55
GEORGIA	38.546	0	-100,00	68.226	0	-100,00
CROATIA	9.029	9.109	0,89	125.470	39.170	-68,78
MALTA	5.043	9.275	83,92	24.869	28.038	12,74
SLOVAKIA	246.188	1.092	-99,56	404.157	16.786	-95,85
SLOVENIA	247.662	273.104	10,27	459.844	597.875	30,02
CZECH REPUBLIC	189.554	149.499	-21,13	382.143	346.859	-9,23
RUSSIA FEDERATION	139.337	1.456.962	945,64	1.089.507	7.471.645	585,78
-BARANG DARI KARET	233.834.259	230.850.472	-1,28	648.292.034	740.750.356	14,26
JAPAN	39.379.099	37.448.316	-4,90	115.840.535	126.158.680	8,91
HONG KONG	2.115.587	1.569.401	-25,82	9.035.542	7.759.607	-14,12
KOREA, REPUBLIC OF	2.534.984	2.693.997	6,27	4.188.149	4.171.531	-0,40
TAIWAN	2.213.248	2.847.889	28,67	6.511.314	9.369.304	43,89
CHINA	7.153.347	3.361.897	-53,00	15.926.618	12.590.886	-20,94
MONGOLIA	0	7.425	--	0	22.275	--
PAPUA NEW GUINEA	758.171	992.781	30,94	2.049.002	3.044.199	48,57
THAILAND	5.593.153	5.057.639	-9,57	18.000.595	18.339.316	1,88
SINGAPORE	3.205.078	3.067.991	-4,28	25.809.284	28.962.993	12,22
PHILIPPINES	6.455.420	6.389.367	-1,02	10.258.655	11.756.112	14,60
MALAYSIA	12.096.898	10.209.773	-15,60	18.255.448	25.721.916	40,90
MYANMAR (FORM. BURMA)	284.386	266.361	-6,34	668.040	723.111	8,24

TABEL 5. PERKEMBANGAN EKSPOR INDONESIA MENURUT KOMODITI DAN NEGARA TUJUAN

JENIS BARANG	BERAT BERSIH (KG)		PERUB	NILAI FOB (US \$)		PERUB
	JAN-JUN 2007	JAN-JUN 2008	%	JAN-JUN 2007	JAN-JUN 2008	%
	(1)	(2)	(3)	(4)	(5)	(6)
CAMBODIA	239.272	315.824	31,99	669.635	987.065	47,40
BRUNEI DARUSSALAM	222.234	248.940	12,02	553.995	622.104	12,29
LAO PEOPLE'S DEMOCRATIC REPU	11.577	12.145	4,91	32.970	37.684	14,30
NEPAL	32.296	0	-100,00	91.830	0	-100,00
VIET NAM	1.702.761	2.855.451	67,70	4.898.643	10.117.284	106,53
MALDIVES	4.001	1.345	-66,38	1.875	2.188	16,69
INDIA	853.366	753.303	-11,73	1.740.510	1.959.217	12,57
PAKISTAN	1.402.033	1.541.851	9,97	2.996.174	3.769.001	25,79
BANGLADESH	913.224	1.077.347	17,97	1.962.444	2.307.181	17,57
SRI LANKA	784.073	980.161	25,01	1.708.476	2.496.954	46,15
AFGHANISTAN	65.035	0	-100,00	160.572	0	-100,00
IRAQ	17.083	0	-100,00	28.877	0	-100,00
IRAN (ISLAMIC REPUBLIC OF)	1.129.107	1.128.359	-0,07	2.608.308	3.494.607	33,98
SAUDI ARABIA	12.257.450	9.019.040	-26,42	31.971.774	25.641.124	-19,80
ISRAEL	0	653.277	--	0	1.770.973	--
KUWAIT	112.697	152.312	35,15	305.905	484.043	58,23
JORDAN	991.775	877.428	-11,53	2.510.109	2.110.756	-15,91
LEBANON	770.305	654.950	-14,98	2.098.805	1.969.756	-6,15
YEMEN	2.629.439	1.420.869	-45,96	7.315.391	4.180.952	-42,85
OMAN	569.563	623.778	9,52	1.537.519	1.816.386	18,14
SYRIA ARAB REPUBLIC	976.023	749.334	-23,23	2.013.988	1.955.591	-2,90
TURKEY	2.029.123	2.818.689	38,91	5.331.225	8.139.711	52,68
UNITED ARAB EMIRATES	10.908.599	11.690.899	7,17	27.762.432	35.013.844	26,12
QATAR	343.744	225.381	-34,43	952.363	722.416	-24,14
BAHRAIN	172.322	99.651	-42,17	492.545	316.513	-35,74
CYPRUS	78.705	85.523	8,66	215.994	254.714	17,93
EGYPT	5.262.391	5.597.869	6,38	12.410.243	14.607.392	17,70
LIBYAN ARAB JAMAHIRIYA	909.707	1.083.128	19,06	2.418.022	3.186.164	31,77
MOROCCO	204.929	264.316	28,98	511.496	809.102	58,18
TUNISIA	26.671	115.642	333,59	76.451	249.795	226,74
ALGERIA	260.951	172.579	-33,87	703.592	556.571	-20,90
SUDAN	189.730	469.116	147,25	503.666	1.496.406	197,10
TANZANIA, UNITED REPUBLIC OF	11	0	-100,00	50	0	-100,00
MADAGASCAR	1.457	454	-68,84	645	250	-61,24
KENYA	75.585	74.132	-1,92	196.035	190.313	-2,92
REUNION	21.688	10.453	-51,80	69.135	38.939	-43,68
BOTSWANA	36.895	0	-100,00	96.084	0	-100,00
TOGO	88	0	-100,00	126	0	-100,00
GHANA	267.793	200.141	-25,26	494.188	448.224	-9,30
LIBERIA	3.981	0	-100,00	10.357	0	-100,00
GUINEA	15.045	0	-100,00	42.943	0	-100,00
ANGOLA	74.361	36.993	-50,25	205.087	134.090	-34,62
CAMEROON	27.796	5.195	-81,31	45.247	17.793	-60,68
NIGERIA	943.139	1.226.554	30,05	2.271.070	3.641.620	60,35
COTE D'IVOIRE	46.025	57.406	24,73	123.240	186.534	51,36
SENEGAL	16.159	35.477	119,55	43.964	127.417	189,82
BENIN	18.778	36	-99,81	49.552	352	-99,29
BURKINA FASO	9.082	0	-100,00	25.424	0	-100,00
SEYCHELLES	11.350	644	-94,33	29.955	1.210	-95,96
UGANDA	84.374	91.101	7,97	195.546	197.060	0,77
DJIBOUTI	230.364	100.719	-56,28	588.490	316.428	-46,23
SOUTH AFRICA	846.982	2.494.610	194,53	2.405.821	7.215.762	199,93
ZIMBABWE	145.280	115.710	-20,35	408.550	314.650	-22,98
COMOROS	868	320	-63,13	1.253	1.254	0,08
MAURITIUS	239.726	248.208	3,54	559.931	728.775	30,15
AUSTRALIA	3.950.180	4.972.254	25,87	11.253.574	15.879.858	41,11
NEW ZEALAND	1.172.503	1.369.087	16,77	3.290.261	4.455.867	35,43
GUAM	1	0	-100,00	4	0	-100,00
NEW CALEDONIA	8.433	3.922	-53,49	22.925	11.144	-51,39
VANUATU	16.633	18.759	12,78	47.146	56.584	20,02
AMERICAN SAMOA	14.238	0	-100,00	44.093	0	-100,00
COOK ISLANDS	33	0	-100,00	564	0	-100,00
FIJI	77.055	99.914	29,67	217.256	301.346	38,71
SAMOA	42.550	32.871	-22,75	228.590	126.641	-44,60
SOLOMON ISLANDS	519	0	-100,00	700	0	-100,00
EAST TIMOR	79.072	295.931	274,26	191.140	465.400	143,49
UNITED STATES	47.987.803	49.621.866	3,41	136.751.584	159.631.829	16,73
CANADA	1.087.483	2.049.051	88,42	2.893.790	5.680.634	96,30
MEXICO	717.576	860.927	19,98	1.732.114	2.278.490	31,54
GUATEMALA	271.477	191.993	-29,28	746.836	538.307	-27,92
HONDURAS	264.284	167.287	-36,70	597.788	438.921	-26,58
NICARAGUA	7.810	0	-100,00	19.913	0	-100,00
PANAMA	129.443	136.767	5,66	407.685	429.064	5,24
SURINAME	6.822	19.936	192,23	17.013	64.980	281,94
CHILE	105.735	95.204	-9,96	236.314	250.211	5,88
VENEZUELA	155.694	59.510	-61,78	470.870	304.961	-35,23
ARGENTINA	330.258	717.074	117,13	915.867	1.881.980	105,49
BRAZIL	875.437	502.251	-42,63	2.157.124	1.696.057	-21,37

TABEL 5. PERKEMBANGAN EKSPOR INDONESIA MENURUT KOMODITI DAN NEGARA TUJUAN

JENIS BARANG	BERAT BERSIH (KG)		PERUB	NILAI FOB (US \$)		PERUB
	JAN-JUN 2007	JAN-JUN 2008	%	JAN-JUN 2007	JAN-JUN 2008	%
	(1)	(2)	(3)	(4)	(5)	(6)
COLOMBIA	740.388	942.132	27,25	1.776.355	2.455.951	38,26
BOLIVIA	8.168	45.765	460,30	25.610	152.880	496,95
URUGUAY	18.069	34.597	91,47	55.992	130.441	132,96
PARAGUAY	0	82.307	--	0	240.092	--
ECUADOR	32.261	54.630	69,34	94.036	171.806	82,70
PERU	341.076	560.737	64,40	594.257	1.093.998	84,10
TRINIDAD AND TOBAGO	114.837	56.848	-50,50	363.197	205.851	-43,32
JAMAICA	379.112	238.063	-37,21	968.432	676.565	-30,14
PUERTO RICO	4.281	122.476	2.760,92	13.230	482.141	3.544,30
DOMINICAN REPUBLIC	264.467	204.160	-22,80	724.566	428.953	-40,80
EL SALVADOR	14.254	22.171	55,54	39.126	64.988	66,10
COSTA RICA	203.753	279.308	37,08	550.271	813.494	47,84
HAITI	7.830	0	-100,00	22.275	0	-100,00
BARBADOS	31.309	20.018	-36,06	92.347	67.063	-27,38
ARUBA	0	12.752	--	0	33.601	--
DOMINICA	59.667	74.563	24,97	143.875	195.602	35,95
FRENCH POLYNESIA	99	32.508	32.736,36	198	119.551	60.279,29
NETHERLANDS ANTILLES	0	20.402	--	0	37.799	--
GUADELOUPE	0	95	--	0	245	--
UNITED KINGDOM	10.420.437	8.084.385	-22,42	28.899.316	24.874.131	-13,93
NETHERLANDS	3.969.187	4.802.811	21,00	11.056.431	14.549.023	31,59
FRANCE	1.789.593	2.434.469	36,03	5.091.794	7.430.962	45,94
GERMANY, FED. REP. OF	7.402.218	8.000.811	8,09	27.008.776	36.292.244	34,37
AUSTRIA	3.358	40.247	1.098,54	14.818	191.261	1.190,73
BELGIUM	5.584.944	4.703.007	-15,79	15.629.701	14.928.720	-4,48
SWITZERLAND	44.786	87.443	95,25	90.115	293.301	225,47
LUXEMBOURG	682	1.779	160,85	1.900	4.925	159,21
DENMARK	796.626	1.014.874	27,40	1.847.555	2.652.637	43,58
NORWAY	139.700	436.571	212,51	401.835	1.293.519	221,90
SWEDEN	370.277	563.949	52,30	1.110.265	1.834.898	65,27
FINLAND	671.712	1.057.785	57,48	1.772.962	3.164.431	78,48
IRELAND	287.773	579.315	101,31	831.920	1.630.631	96,01
ITALY	6.257.960	5.877.738	-6,08	18.669.586	19.065.965	2,12
SPAIN	2.084.618	1.420.511	-31,86	6.072.475	5.076.854	-16,40
PORTUGAL	1.325.486	437.808	-66,97	4.115.805	1.666.761	-59,50
ICELAND	22.468	0	-100,00	78.582	0	-100,00
GREECE	571.541	607.237	6,25	1.780.361	2.141.485	20,28
DEMOCRATIC REPUBLIC OF THE C	0	12.791	--	0	11.078	--
HUNGARY	174.715	93.762	-46,33	728.451	421.450	-42,14
POLAND	347.628	712.873	105,07	1.348.712	2.869.576	112,76
ROMANIA	2.552	55.036	2.056,58	10.103	197.635	1.856,20
BULGARIA	62.217	12.122	-80,52	153.430	38.114	-75,16
ARMENIA	37.231	84.332	126,51	96.191	281.646	192,80
AZERBAIJAN	4.443	21.330	380,08	12.152	28.680	136,01
KAZAKHSTAN	19.611	9.480	-51,66	53.659	26.899	-49,87
KYRGYZSTAN	9.476	0	-100,00	25.972	0	-100,00
MOLDOVA, REPUBLIC OF	0	11.023	--	0	34.984	--
TURKMENISTAN	7.228	23.018	218,46	19.415	69.215	256,50
UKRAINE	36.429	114.291	213,74	122.494	313.602	156,01
LITHUANIA	28.707	201.991	603,63	93.447	673.926	621,19
LATVIA	341.772	339.532	-0,66	798.476	964.736	20,82
ESTONIA	56.418	74.862	32,69	191.090	272.931	42,83
GEORGIA	95.329	166.481	74,64	262.748	511.239	94,57
CROATIA	24.599	69.048	180,69	71.200	239.706	236,67
MALTA	14.067	24.650	75,23	48.898	76.566	56,58
SLOVAKIA	1	97	9.600,00	13	2.807	21.492,31
SLOVENIA	99.901	116.411	16,53	207.027	338.758	63,63
CZECH REPUBLIC	64.646	68.196	5,49	289.992	385.153	32,82
RUSSIA FEDERATION	166.929	170.773	2,30	585.745	780.517	33,25
-SHEET	152.144.419	99.511.071	-34,59	297.809.697	257.689.499	-13,47
JAPAN	41.613.943	24.145.961	-41,98	80.427.323	61.947.415	-22,98
HONG KONG	105.350	18.306	-82,62	158.025	56.509	-64,24
KOREA, REPUBLIC OF	4.410.139	2.079.297	-52,85	8.814.494	5.250.748	-40,43
TAIWAN	2.915.508	956.556	-67,19	5.906.604	2.468.003	-58,22
CHINA	21.870.304	9.122.982	-58,29	42.769.980	22.987.057	-46,25
THAILAND	113.615	0	-100,00	227.230	0	-100,00
SINGAPORE	7.131.756	5.781.474	-18,93	15.533.240	15.469.928	-0,41
PHILIPPINES	1.103.230	1.724.243	56,29	2.064.629	4.594.585	122,54
MALAYSIA	60.512	887.040	1.365,89	131.560	2.387.204	1.714,54
VIET NAM	619.398	574.902	-7,18	1.166.165	1.479.576	26,88
INDIA	5.884.101	1.598.337	-72,84	10.488.737	4.028.345	-61,59
PAKISTAN	0	13.440	--	0	38.371	--
SRI LANKA	201.600	0	-100,00	421.344	0	-100,00
IRAN (ISLAMIC REPUBLIC OF)	100.800	0	-100,00	205.551	0	-100,00
TURKEY	1.538.880	1.006.341	-34,61	3.051.512	2.665.088	-12,66
EGYPT	1.794.240	907.200	-49,44	3.675.339	2.315.668	-36,99
ALGERIA	85.680	68.040	-20,59	145.441	178.945	23,04

TABEL 5. PERKEMBANGAN EKSPOR INDONESIA MENURUT KOMODITI DAN NEGARA TUJUAN

JENIS BARANG	BERAT BERSIH (KG)		PERUB	NILAI FOB (US \$)		PERUB
	JAN-JUN 2007	JAN-JUN 2008	%	JAN-JUN 2007	JAN-JUN 2008	%
(1)	(2)	(3)	(4)	(5)	(6)	(7)
SOUTH AFRICA	4.909.438	3.122.880	-36,39	9.549.385	7.932.025	-16,94
AUSTRALIA	1.531.313	383.040	-74,99	2.651.321	962.288	-63,71
NEW ZEALAND	241.920	0	-100,00	449.064	0	-100,00
SAINT VINCENT AND THE GRENADII	20.160	0	-100,00	45.713	0	-100,00
UNITED STATES	11.275.280	9.276.741	-17,72	22.482.493	24.105.149	7,22
CANADA	4.276.020	3.435.878	-19,65	8.535.051	8.977.714	5,19
MEXICO	2.136.960	1.290.240	-39,62	4.066.322	3.387.687	-16,69
CHILE	253.680	261.120	2,93	543.648	688.733	26,69
VENEZUELA	1.028.160	766.080	-25,49	2.001.700	1.937.577	-3,20
ARGENTINA	201.600	458.783	127,57	415.296	1.239.565	198,48
BRAZIL	1.889.106	3.242.891	71,66	3.816.788	8.382.886	119,63
COLOMBIA	166.320	759.360	356,57	345.442	2.015.110	483,34
PERU	0	60.660	--	0	159.521	--
COSTA RICA	302.400	60.480	-80,00	574.358	142.733	-75,15
UNITED KINGDOM	2.002.679	1.471.681	-26,51	3.936.050	3.811.085	-3,17
NETHERLANDS	4.513.920	3.827.520	-15,21	8.908.809	10.049.099	12,80
FRANCE	937.817	841.620	-10,26	1.804.260	2.199.373	21,90
GERMANY, FED. REP. OF	7.508.222	3.061.216	-59,23	14.694.112	7.952.134	-45,88
BELGIUM	7.168.318	6.210.236	-13,37	13.883.317	16.152.375	16,34
LUXEMBOURG	0	57.599	--	0	161.448	--
IRELAND	42.840	0	-100,00	92.749	0	-100,00
ITALY	294.840	737.100	150,00	509.709	1.875.246	267,91
SPAIN	2.661.120	4.314.238	62,12	5.172.166	11.350.037	119,44
GREECE	524.160	0	-100,00	1.005.315	0	-100,00
HUNGARY	128.520	0	-100,00	262.396	0	-100,00
POLAND	3.233.376	3.062.535	-5,28	6.146.074	8.004.995	30,25
ROMANIA	1.141.560	826.560	-27,59	2.232.517	2.164.075	-3,07
BULGARIA	19.200	136.080	608,75	34.176	361.973	959,14
BELARUS	1.446.168	109.835	-92,41	2.842.446	320.046	-88,74
UKRAINE	188.621	1.230.207	552,21	390.617	3.324.220	751,02
LITHUANIA	665.225	128.142	-80,74	1.430.063	307.540	-78,49
SLOVENIA	858.600	434.333	-49,41	1.759.557	1.131.842	-35,67
CZECH REPUBLIC	0	58	--	0	43	--
RUSSIA FEDERATION	1.027.820	1.059.839	3,12	2.041.609	2.725.538	33,50
-CRUMB RUBBER	1.012.417.905	1.104.566.092	9,10	1.949.485.333	2.832.965.076	45,32
JAPAN	150.818.371	174.505.568	15,71	292.000.498	451.366.956	54,58
HONG KONG	121.800	243.810	100,17	225.480	633.024	180,75
KOREA, DEMOCRATIC PEOPLE'S RE	52.920	0	-100,00	109.015	0	-100,00
KOREA, REPUBLIC OF	45.014.760	51.515.643	14,44	86.819.270	133.979.706	54,32
TAIWAN	6.423.374	9.596.147	49,39	12.199.254	24.682.867	102,33
CHINA	135.979.916	154.994.369	13,98	270.079.658	398.677.811	47,61
SINGAPORE	68.941.359	78.312.898	13,59	132.197.939	193.836.127	46,63
PHILIPPINES	1.209.600	1.108.800	-8,33	2.547.601	2.869.150	12,62
MALAYSIA	809.578	1.108.800	36,96	1.561.565	2.731.327	74,91
VIET NAM	6.247.743	2.015.996	-67,73	11.736.873	5.210.294	-55,61
INDIA	25.784.943	12.418.157	-51,84	48.780.793	32.062.697	-34,27
PAKISTAN	2.459.513	1.411.196	-42,62	4.630.373	3.627.685	-21,65
SRI LANKA	0	141.119	--	0	383.632	--
IRAN (ISLAMIC REPUBLIC OF)	3.225.595	5.322.230	65,00	6.656.366	13.531.713	103,29
ISRAEL	0	60.480	--	0	163.844	--
YEMEN	100.800	0	-100,00	189.120	0	-100,00
TURKEY	17.004.477	21.301.590	25,27	32.996.495	54.917.991	66,44
EGYPT	40.320	1.451.520	3.500,00	69.754	4.173.639	5.883,37
TUNISIA	100.800	0	-100,00	187.226	0	-100,00
ALGERIA	257.040	110.880	-56,86	488.901	284.509	-41,81
ETHIOPIA	0	181.440	--	0	424.336	--
TANZANIA, UNITED REPUBLIC OF	20.160	0	-100,00	37.195	0	-100,00
KENYA	1.330.560	705.599	-46,97	2.646.743	1.748.880	-33,92
DJIBOUTI	0	584.639	--	0	1.522.300	--
SOUTH AFRICA	11.908.759	12.174.715	2,23	22.634.350	31.487.049	39,11
AUSTRALIA	6.733.439	7.519.670	11,68	12.755.025	18.941.424	48,50
NEW ZEALAND	342.720	866.880	152,94	618.061	2.237.597	262,03
EAST TIMOR	60.480	0	-100,00	103.924	0	-100,00
UNITED STATES	297.033.198	327.637.088	10,30	560.085.013	834.467.522	48,99
CANADA	19.185.369	25.850.222	34,74	36.497.708	66.193.303	81,36
MEXICO	9.527.834	10.519.040	10,40	18.318.143	27.118.562	48,04
CHILE	2.696.398	1.572.476	-41,68	5.152.739	4.054.679	-21,31
VENEZUELA	3.601.919	3.472.560	-3,59	6.998.192	8.937.482	27,71
ARGENTINA	10.699.919	9.679.740	-9,53	20.570.460	24.595.643	19,57
BRAZIL	24.285.953	30.121.652	24,03	47.801.216	78.183.635	63,56
COLOMBIA	8.730.957	7.121.518	-18,43	17.074.346	18.700.616	9,52
ECUADOR	2.721.600	2.943.360	8,15	5.322.128	7.578.871	42,40
PERU	1.243.200	0	-100,00	2.182.997	0	-100,00
COSTA RICA	766.080	665.279	-13,16	1.423.649	1.569.590	10,25
NORFOLK ISLANDS	453.600	0	-100,00	898.128	0	-100,00
UNITED KINGDOM	7.664.880	6.121.077	-20,14	14.555.404	15.667.670	7,64
NETHERLANDS	8.685.176	12.921.897	48,78	16.927.434	33.688.859	99,02

TABEL 5. PERKEMBANGAN EKSPOR INDONESIA MENURUT KOMODITI DAN NEGARA TUJUAN

JENIS BARANG	BERAT BERSIH (KG)		PERUB	NILAI FOB (US \$)		PERUB
	JAN-JUN 2007	JAN-JUN 2008	%	JAN-JUN 2007	JAN-JUN 2008	%
(1)	(2)	(3)	(4)	(5)	(6)	(7)
FRANCE	24.572.807	28.336.354	15,32	47.580.525	72.995.830	53,42
GERMANY, FED. REP. OF	34.080.773	29.346.256	-13,89	67.338.086	77.850.051	15,61
AUSTRIA	0	181.440	--	0	375.780	--
BELGIUM	14.070.293	10.518.280	-25,24	27.080.863	27.256.749	0,65
LUXEMBOURG	0	1.248.000	--	0	3.354.371	--
NORWAY	38.400	96.000	150,00	82.656	250.464	203,02
SWEDEN	745.920	80.840	-89,16	1.475.895	214.259	-85,48
FINLAND	0	60.480	--	0	147.837	--
IRELAND	342.720	280.980	-18,01	669.710	714.212	6,64
ITALY	10.485.718	9.977.938	-4,84	20.593.112	25.874.436	25,65
SPAIN	18.273.774	16.741.966	-8,38	35.044.346	42.989.911	22,67
GREECE	221.760	771.120	247,73	382.986	1.952.499	409,81
HUNGARY	599.760	1.408.678	134,87	1.222.796	3.513.957	187,37
POLAND	10.785.505	12.839.089	19,04	20.755.394	32.800.313	58,03
ROMANIA	7.253.820	7.379.396	1,73	14.170.057	18.907.436	33,43
YUGOSLAVIA	0	45.360	--	0	123.096	--
UKRAINE	0	2.406.222	--	0	6.072.852	--
LITHUANIA	1.506.300	423.360	-71,89	3.165.650	1.179.219	-62,75
SLOVENIA	5.674.979	5.483.518	-3,37	11.026.960	14.419.290	30,76
CZECH REPUBLIC	524.160	120.960	-76,92	959.895	309.533	-67,75
RUSSIA FEDERATION	956.106	541.800	-43,33	1.857.366	1.411.991	-23,98
-CREPE	11.705.698	14.233.073	21,59	22.878.990	36.101.581	57,79
JAPAN	410.665	600.719	46,28	877.742	1.611.658	83,61
KOREA, REPUBLIC OF	45.360	80.640	77,78	89.724	220.133	145,34
TAIWAN	665.280	40.320	-93,94	1.472.890	119.348	-91,90
CHINA	685.440	1.512.000	120,59	1.428.235	3.504.311	145,36
SINGAPORE	322.560	161.280	-50,00	657.457	400.907	-39,02
MALAYSIA	37.590	405.199	977,94	54.881	1.026.160	1.769,79
VIET NAM	201.600	559.679	177,62	398.362	1.405.202	252,74
INDIA	181.440	645.120	255,56	328.209	1.606.118	389,36
ISRAEL	0	221.760	--	0	574.761	--
YEMEN	40.320	0	-100,00	76.810	0	-100,00
TURKEY	207.455	120.960	-41,69	370.119	349.272	-5,63
UNITED ARAB EMIRATES	504.000	0	-100,00	1.057.783	0	-100,00
EGYPT	60.480	0	-100,00	122.774	0	-100,00
MOROCCO	0	20.160	--	0	56.851	--
SOUTH AFRICA	120.960	60.480	-50,00	200.982	161.481	-19,65
MAURITIUS	0	443	--	0	1.200	--
UNITED STATES	4.792.625	6.237.891	30,16	8.684.398	15.961.347	83,79
CANADA	1.149.093	1.411.200	22,81	2.464.963	3.567.645	44,73
MEXICO	40.320	100.799	150,00	90.316	268.990	197,83
ARGENTINA	0	100.800	--	0	266.717	--
BRAZIL	0	885.119	--	0	2.348.524	--
PERU	0	20.160	--	0	54.432	--
UNITED KINGDOM	224.450	40.320	-82,04	413.034	109.267	-73,55
NETHERLANDS	0	20.160	--	0	54.432	--
FRANCE	101.029	60.496	-40,12	171.339	139.632	-18,51
GERMANY, FED. REP. OF	765.880	20.160	-97,37	1.538.054	54.230	-96,47
BELGIUM	40.320	0	-100,00	68.544	0	-100,00
SWITZERLAND	0	9	--	0	72	--
SWEDEN	40.320	0	-100,00	84.370	0	-100,00
ITALY	181.440	201.600	11,11	411.213	469.455	14,16
SPAIN	60.511	120.959	99,90	136.342	329.031	141,33
PORTUGAL	40.320	80.640	100,00	69.548	205.930	196,10
GREECE	745.920	0	-100,00	1.525.423	0	-100,00
YUGOSLAVIA	40.320	282.240	600,00	85.478	715.175	736,68
UKRAINE	0	221.760	--	0	519.300	--
-BUNGKIL KELAPA	114.064.490	167.713.779	47,03	12.778.041	22.285.286	74,40
JAPAN	0	93.788	--	0	14.161	--
KOREA, REPUBLIC OF	72.726.213	107.878.854	48,34	8.311.209	13.991.774	68,35
TAIWAN	2.072.320	4.685.512	126,10	362.752	383.501	5,72
CHINA	81.000	60.000	-25,93	21.870	9.747	-55,43
SINGAPORE	1	4.137.235	413.723.400,00	1	591.092	59.109.100,00
BRUNEI DARUSSALAM	642	1.209	88,32	2.634	3.049	15,76
VIET NAM	26.285.938	32.536.246	23,78	2.719.836	4.500.947	65,49
INDIA	0	12.000.930	--	0	1.653.113	--
PAKISTAN	334.360	0	-100,00	40.123	0	-100,00
AUSTRALIA	5.045.270	37.600	-99,25	524.682	5.828	-98,89
NETHERLANDS	5.598.946	6.282.405	12,21	635.734	1.132.074	78,07
GERMANY, FED. REP. OF	1.900.000	0	-100,00	139.400	0	-100,00
ITALY	19.800	0	-100,00	19.800	0	-100,00
-DEDAK/BEKATUL	171.794.825	199.600.241	16,19	24.545.277	32.047.753	30,57
JAPAN	10.426.619	32.041.740	207,31	1.199.071	5.295.907	341,67
HONG KONG	0	26	--	0	90	--
KOREA, REPUBLIC OF	131.868.368	138.605.659	5,11	19.483.551	21.930.483	12,56

TABEL 5. PERKEMBANGAN EKSPOR INDONESIA MENURUT KOMODITI DAN NEGARA TUJUAN

JENIS BARANG	BERAT BERSIH (KG)		PERUB	NILAI FOB (US \$)		PERUB
	JAN-JUN 2007	JAN-JUN 2008	%	JAN-JUN 2007	JAN-JUN 2008	%
	(1)	(2)	(3)	(4)	(5)	(6)
TAIWAN	52.330	118.760	126,94	4.346	15.439	255,25
THAILAND	486.000	0	-100,00	90.099	0	-100,00
SINGAPORE	1	0	-100,00	1	0	-100,00
MALAYSIA	483	0	-100,00	7.350	0	-100,00
VIET NAM	28.961.024	28.834.053	-0,44	3.760.859	4.805.833	27,79
UNITED STATES	0	3	--	0	1	--
-LAINNYA	917.406.857	1.273.858.152	38,85	85.023.244	182.009.959	114,07
JAPAN	7.906.000	12.799.791	61,90	1.821.715	3.574.406	96,21
HONG KONG	989	3.970	301,42	22.051	4.105	-81,38
KOREA, REPUBLIC OF	114.292.750	203.698.556	78,23	9.753.617	28.824.193	195,52
TAIWAN	1.257.229	1.401.780	11,50	367.947	373.149	1,41
CHINA	1.746.414	4.519.581	158,79	1.057.939	468.758	-55,69
THAILAND	47.574.029	12.216.326	-74,32	3.245.346	2.904.175	-10,51
SINGAPORE	6.145.900	1.070.715	-82,58	3.404.333	629.739	-81,50
PHILIPPINES	12.284.470	0	-100,00	868.005	0	-100,00
MALAYSIA	1.324.294	4.045.599	205,49	541.593	580.103	7,11
MYANMAR (FORM. BURMA)	0	34.000	--	0	13.666	--
BRUNEI DARUSSALAM	445	477	7,19	1.052	326	-69,01
VIET NAM	58.276.654	41.337.853	-29,07	4.861.644	5.375.887	10,58
INDIA	2.102.697	983.590	-53,22	910.086	426.085	-53,18
PAKISTAN	0	188.548	--	0	67.110	--
BANGLADESH	3.011.029	261.105	-91,33	1.096.471	107.534	-90,19
IRAQ	0	125	--	0	1	--
IRAN (ISLAMIC REPUBLIC OF)	34.499	0	-100,00	31.124	0	-100,00
SAUDI ARABIA	0	14.000.043	--	0	2.068.525	--
JORDAN	0	280.000	--	0	44.800	--
LEBANON	0	34.500	--	0	38.631	--
TANZANIA, UNITED REPUBLIC OF	72.000	0	-100,00	71.252	0	-100,00
GHANA	80.550	240.360	198,40	46.481	116.162	149,91
NIGERIA	600.000	455.330	-24,11	309.000	241.456	-21,86
SOUTH AFRICA	779.999	155.999	-80,00	758.615	230.530	-69,61
AUSTRALIA	25.155.123	30.942.823	23,01	3.110.379	4.989.962	60,43
NEW ZEALAND	89.329.939	272.760.533	205,34	7.726.095	37.251.065	382,15
UNITED STATES	5.933	3.949	-33,44	105.311	61.923	-41,20
DOMINICAN REPUBLIC	718.960	0	-100,00	139.558	0	-100,00
UNITED KINGDOM	13.000	26.000	100,00	14.895	34.380	130,82
NETHERLANDS	474.881.441	531.765.430	11,98	39.763.634	76.492.718	92,37
FRANCE	0	102.000	--	0	17.850	--
GERMANY, FED. REP. OF	69.748.010	111.649.169	60,08	4.927.747	15.470.183	213,94
ITALY	0	27.900.000	--	0	956.162	--
HUNGARY	12.500	0	-100,00	13.125	0	-100,00
POLAND	26.000	0	-100,00	24.245	0	-100,00
UKRAINE	26.000	140.000	438,46	29.900	79.375	165,47
CZECH REPUBLIC	3	0	-100,00	84	0	-100,00
RUSSIA FEDERATION	0	840.000	--	0	567.000	--
-MINYAK ATSIRI LAINNYA	2.271.138	2.125.258	-6,42	39.576.442	76.500.486	93,30
JAPAN	47.935	39.642	-17,30	671.128	982.485	46,39
HONG KONG	6.078	14.586	139,98	35.647	108.397	204,08
KOREA, REPUBLIC OF	45	25.466	56.491,11	673	35.703	5.205,05
TAIWAN	470	474	0,85	42.635	13.098	-69,28
CHINA	133.515	107.127	-19,76	807.525	1.268.456	57,08
THAILAND	1.538	11.325	636,35	19.914	48.079	141,43
SINGAPORE	738.518	591.197	-19,95	12.447.727	21.962.491	76,44
PHILIPPINES	674	2.559	279,67	13.912	48.903	251,52
MALAYSIA	2.588	4.468	72,64	47.839	35.735	-25,30
BRUNEI DARUSSALAM	3.512	0	-100,00	11.032	0	-100,00
VIET NAM	3.181	0	-100,00	4.237	0	-100,00
MALDIVES	19	229	1.105,26	1.169	729	-37,64
INDIA	221.801	243.301	9,69	2.461.690	5.044.068	104,90
PAKISTAN	4.109	8.400	104,43	26.500	51.065	92,70
SRI LANKA	200	371	85,50	6.550	6.700	2,29
SAUDI ARABIA	0	250	--	0	5.920	--
TURKEY	10.620	9.180	-13,56	69.428	93.044	34,02
UNITED ARAB EMIRATES	25.791	36.740	42,45	484.129	2.965.816	512,61
BAHRAIN	400	0	-100,00	17.690	0	-100,00
EGYPT	616	1.000	62,34	4.272	107.700	2.421,07
GUINEA	0	18	--	0	190	--
COTE D'IVOIRE	822	0	-100,00	4.980	0	-100,00
SENEGAL	858	0	-100,00	6.600	0	-100,00
BENIN	2.254	2.156	-4,35	12.054	14.802	22,80
SOUTH AFRICA	4.412	2.890	-34,50	55.050	31.700	-42,42
AUSTRALIA	1.003	1.634	62,91	11.136	20.909	87,76
NEW ZEALAND	0	522	--	0	5.816	--
GUAM	2.000	257	-87,15	4.410	4.212	-4,49
UNITED STATES	528.592	538.015	1,78	8.178.965	16.627.818	103,30
CANADA	6.504	2.447	-62,38	56.520	17.872	-68,38

TABEL 5. PERKEMBANGAN EKSPOR INDONESIA MENURUT KOMODITI DAN NEGARA TUJUAN

JENIS BARANG	BERAT BERSIH (KG)		PERUB	NILAI FOB (US \$)		PERUB
	JAN-JUN 2007	JAN-JUN 2008	%	JAN-JUN 2007	JAN-JUN 2008	%
	(1)	(2)	(3)	(4)	(5)	(6)
MEXICO	2.525	28.109	1.013,23	19.800	283.725	1.332,95
ARGENTINA	314	210	-33,12	3.743	30.820	723,40
BRAZIL	5.062	10.781	112,98	47.557	88.505	86,10
UNITED KINGDOM	44.076	32.224	-26,89	1.233.733	2.089.277	69,35
NETHERLANDS	44.602	60.174	34,91	841.012	3.828.228	355,19
FRANCE	109.606	105.114	-4,10	2.784.530	5.924.623	112,77
GERMANY, FED. REP. OF	78.163	79.758	2,04	2.479.028	5.359.173	116,18
BELGIUM	1.100	540	-50,91	299.263	29.880	-90,02
SWITZERLAND	165.246	87.786	-46,88	5.139.816	7.203.751	40,16
NORWAY	0	78	--	0	3.261	--
SWEDEN	92	0	-100,00	43	0	-100,00
IRELAND	62	49	-20,97	2.652	525	-80,20
ITALY	8.899	12.400	39,34	101.082	290.651	187,54
SPAIN	57.183	49.381	-13,64	1.106.669	1.841.459	66,40
GREECE	253	0	-100,00	197	0	-100,00
POLAND	900	0	-100,00	5.905	0	-100,00
ROMANIA	0	14.400	--	0	24.900	--
LATVIA	5.000	0	-100,00	8.000	0	-100,00
-WANGI-WANGIAN DARI MINYAK AT	27.274.463	32.355.529	18,63	90.528.607	114.354.454	26,32
JAPAN	2.414.713	1.256.338	-47,97	7.417.741	5.325.702	-28,20
HONG KONG	644.473	915.849	42,11	4.126.704	9.266.272	124,54
KOREA, REPUBLIC OF	114.229	131.822	15,40	792.110	978.812	23,57
TAIWAN	1.728.716	2.309.034	33,57	2.883.041	2.773.324	-3,81
CHINA	509.854	575.615	12,90	987.317	1.306.466	32,32
MONGOLIA	0	15.481	--	0	37.625	--
MACAU	875	675	-22,86	32.897	9.662	-70,63
PAPUA NEW GUINEA	170.704	237.038	38,86	558.344	565.025	1,20
THAILAND	2.464.384	3.468.821	40,76	18.442.145	17.110.844	-7,22
SINGAPORE	2.556.304	1.445.864	-43,44	7.145.723	8.503.024	18,99
PHILIPPINES	1.001.965	1.566.509	56,34	6.880.994	9.703.524	41,02
MALAYSIA	5.122.016	4.995.001	-2,48	12.269.366	14.683.374	19,68
MYANMAR (FORM. BURMA)	83.002	105.883	27,57	397.319	691.212	73,97
CAMBODIA	2.266	1.297	-42,76	2.832	11.554	307,98
BRUNEI DARUSSALAM	181.042	235.424	30,04	656.751	932.955	42,06
NEPAL	0	29.421	--	0	36.585	--
VIET NAM	406.996	629.722	54,72	3.895.352	5.111.879	31,23
MALDIVES	205.920	291.343	41,48	414.285	588.206	41,98
INDIA	572.188	798.900	39,62	1.251.417	2.581.534	106,29
PAKISTAN	272.320	613.165	125,16	807.372	1.605.263	98,83
BANGLADESH	17.386	21.193	21,90	39.107	43.523	11,29
SRI LANKA	43.895	46.689	6,37	43.638	95.479	118,80
AFGHANISTAN	1.000	0	-100,00	14.133	0	-100,00
IRAQ	84.086	9.430	-88,79	183.163	21.916	-88,03
IRAN (ISLAMIC REPUBLIC OF)	66.346	108.671	63,79	205.074	287.199	40,05
SAUDI ARABIA	215.795	289.245	34,04	456.678	708.719	55,19
KUWAIT	4.503	500	-88,90	21.383	12.449	-41,78
JORDAN	16.004	29.686	85,49	52.638	90.482	71,89
LEBANON	6.567	12.595	91,79	25.838	44.916	73,84
YEMEN	396.750	507.706	27,97	718.564	1.119.852	55,85
SYRIA ARAB REPUBLIC	0	5	--	0	16	--
TURKEY	675	0	-100,00	7.680	0	-100,00
UNITED ARAB EMIRATES	4.052.159	5.924.877	46,22	9.995.806	16.796.081	68,03
QATAR	825	5.628	582,18	1.384	59.237	4.180,13
BAHRAIN	0	148	--	0	899	--
CYPRUS	7.102	5.383	-24,20	24.410	16.388	-32,86
EGYPT	15.629	24.698	58,03	77.363	148.600	92,08
LIBYAN ARAB JAMAHIRIYA	124.493	104.182	-16,31	454.472	250.119	-44,96
MOROCCO	0	825	--	0	14.900	--
SUDAN	12.733	48.850	283,65	77.237	289.810	275,22
NAMIBIA	36.720	85.680	133,33	56.100	146.200	160,61
TANZANIA, UNITED REPUBLIC OF	167.872	293.720	74,97	211.170	456.893	116,36
MADAGASCAR	71.328	57.348	-19,60	54.036	19.500	-63,91
KENYA	817.174	683.773	-16,32	1.495.790	1.247.934	-16,57
REUNION	2.221	4.594	106,84	7.032	11.549	64,23
MOZAMBIQUE	20.714	7	-99,97	31.965	19	-99,94
EQUATORIAL GUINEA	955	6.556	586,49	2.433	12.384	409,00
TOGO	76.421	0	-100,00	84.204	0	-100,00
GHANA	64.898	273.560	321,52	162.243	674.557	315,77
LIBERIA	0	1.642	--	0	1.923	--
GUINEA	0	24.098	--	0	70.447	--
ANGOLA	78.083	110.160	41,08	125.900	183.600	45,83
CAMEROON	12.041	10.924	-9,28	17.798	23.202	30,36
NIGERIA	112.935	930.730	724,13	446.475	1.798.411	302,80
GABON	14.296	10.053	-29,68	31.766	25.307	-20,33
COTE D'IVOIRE	102.310	7.174	-92,99	128.414	12.990	-89,88
SENEGAL	189.615	246.481	29,99	179.705	241.504	34,39
BENIN	200.759	131.670	-34,41	338.864	282.273	-16,70

TABEL 5. PERKEMBANGAN EKSPOR INDONESIA MENURUT KOMODITI DAN NEGARA TUJUAN

JENIS BARANG	BERAT BERSIH (KG)		PERUB	NILAI FOB (US \$)		PERUB
	JAN-JUN 2007	JAN-JUN 2008	%	JAN-JUN 2007	JAN-JUN 2008	%
	(1)	(2)	(3)	(4)	(5)	(6)
BURKINA FASO	5.302	6.361	19,97	4.956	11.435	130,73
GAMBIA	5.998	9.824	63,79	20.415	17.743	-13,09
SEYCHELLES	23.676	23.256	-1,77	61.852	46.127	-25,42
UGANDA	48.198	169.334	251,33	61.331	340.810	455,69
CHAD	6.516	8.824	35,42	9.234	14.832	60,62
DJIBOUTI	61.398	181.052	194,88	95.460	203.693	113,38
SAO TOME AND PRINCIPE	0	26.306	--	0	55.503	--
SWAZILAND	1	0	-100,00	10	0	-100,00
SOUTH AFRICA	13.282	95.189	616,68	35.392	323.814	814,94
MAURITIUS	95.273	53.049	-44,32	222.335	166.838	-24,96
AUSTRALIA	79.262	222.583	180,82	238.240	651.349	173,40
NEW ZEALAND	7.499	5.822	-22,36	26.574	44.175	66,23
MICRONESIA, FEDERATED STATES	1.374	1.481	7,79	3.345	1.250	-62,63
GUAM	21	2.177	10.266,67	269	17.272	6.320,82
PALAU	75	0	-100,00	360	0	-100,00
NEW CALEDONIA	4.397	529	-87,97	6.236	871	-86,03
SAINT VINCENT AND THE GRENADII	4.179	0	-100,00	4.040	0	-100,00
VANUATU	97.891	54.466	-44,36	176.620	74.480	-57,83
WALLIS AND FUTUNA ISLANDS	2.392	2.256	-5,69	5.745	6.180	7,57
AMERICAN SAMOA	2.331	282	-87,90	3.313	1.116	-66,31
COOK ISLANDS	903	0	-100,00	1.123	0	-100,00
FIJI	40.640	70.982	74,66	110.232	190.158	72,51
KIRIBATI	3.262	17.994	451,62	4.314	30.128	598,38
SAMOA	10.836	24.745	128,36	20.759	39.693	91,21
SOLOMON ISLANDS	64.116	42.565	-33,61	138.436	66.505	-51,96
TONGA	16.380	23.061	40,79	27.621	42.439	53,65
TUVALU	0	366	--	0	904	--
EAST TIMOR	4	347.129	8.678.125,00	8	355.332	4.441.550,00
UNITED STATES	272.667	122.561	-55,05	1.186.080	394.365	-66,75
CANADA	41.058	640	-98,44	120.490	1.627	-98,65
MEXICO	3.047	633	-79,23	21.771	4.920	-77,40
NICARAGUA	200	0	-100,00	1.421	0	-100,00
PANAMA	0	23.650	--	0	31.625	--
SURINAME	1.831	2.873	56,91	4.538	16.379	260,93
CHILE	2.503	203	-91,89	2.819	352	-87,51
VENEZUELA	94	0	-100,00	152	0	-100,00
ARGENTINA	50	100	100,00	925	1.850	100,00
BRAZIL	603	0	-100,00	7.205	0	-100,00
COLOMBIA	15	400	2.566,67	285	4.520	1.485,96
BOLIVIA	6.356	5.009	-21,19	6.501	6.330	-2,63
BAHAMAS	219	91	-58,45	81	983	1.113,58
BELIZE	213	21.897	10.180,28	2.880	92.312	3.105,28
COSTA RICA	0	143	--	0	287	--
BARBADOS	16.433	3.692	-77,53	30.080	5.021	-83,31
ARUBA	0	324	--	0	9.271	--
BERMUDA	5	846	16.820,00	52	15.170	29.073,08
CAPE VERDE	11.601	0	-100,00	13.749	0	-100,00
FRENCH POLYNESIA	75	5	-93,33	102	18	-82,35
MARTINIQUE	18	10	-44,44	62	62	0,00
NETHERLANDS ANTILLES	125	0	-100,00	1.680	0	-100,00
GUADELOUPE	168	0	-100,00	484	0	-100,00
UNITED KINGDOM	226.364	386.471	70,73	1.161.874	1.575.494	35,60
NETHERLANDS	94.618	123.373	30,39	180.587	284.934	57,78
FRANCE	165.637	190.843	15,22	914.874	1.274.618	39,32
GERMANY, FED. REP. OF	21.015	8.023	-61,82	77.745	29.311	-62,30
AUSTRIA	131	95	-27,48	35.507	5.085	-85,68
BELGIUM	19.050	18.099	-4,99	54.670	37.880	-30,71
SWITZERLAND	2.803	871	-68,93	32.299	7.297	-77,41
DENMARK	93	56	-39,78	98	44	-55,10
NORWAY	67	165	146,27	920	4.792	420,87
SWEDEN	3	48.932	1.630.966,67	5	44.055	881.000,00
IRELAND	929	0	-100,00	5.342	0	-100,00
ITALY	177.496	119.219	-32,83	335.942	193.683	-42,35
SPAIN	4.545	12.338	171,46	90.760	88.038	-3,00
PORTUGAL	1.506	34.068	2.162,15	1.744	36.657	2.001,89
GREECE	54.975	31.555	-42,60	100.172	75.435	-24,69
DEMOCRATIC REPUBLIC OF THE C	14.644	73.463	401,66	24.906	146.708	489,05
HUNGARY	5.044	4.182	-17,09	9.727	9.331	-4,07
POLAND	1.083	27	-97,51	7.915	282	-96,44
ROMANIA	725	777	7,17	970	16.393	1.590,00
BULGARIA	0	627	--	0	11.551	--
UKRAINE	0	23.771	--	0	64.821	--
LITHUANIA	383	359	-6,27	2.674	3.887	45,36
LATVIA	40.969	20.088	-50,97	61.347	60.450	-1,46
ESTONIA	0	300	--	0	3.094	--
CROATIA	0	439	--	0	280	--
MALTA	2.815	5.215	85,26	3.350	8.422	151,40
CZECH REPUBLIC	0	120	--	0	9.654	--

TABEL 5. PERKEMBANGAN EKSPOR INDONESIA MENURUT KOMODITI DAN NEGARA TUJUAN

JENIS BARANG	BERAT BERSIH (KG)		PERUB	NILAI FOB (US \$)		PERUB
	JAN-JUN 2007	JAN-JUN 2008	%	JAN-JUN 2007	JAN-JUN 2008	%
	(1)	(2)	(3)	(4)	(5)	(6)
RUSSIA FEDERATION	824	37.660	4.470,39	11.429	42.399	270,98
ROTAN OLAHAN	14.668.452	16.010.981	9,15	14.140.487	15.255.617	7,89
JAPAN	27.929	13.070	-53,20	196.490	29.177	-85,15
HONG KONG	726.747	908.319	24,98	671.622	849.396	26,47
KOREA, REPUBLIC OF	11.274	0	-100,00	10.836	0	-100,00
TAIWAN	292.354	158.245	-45,87	166.384	144.548	-13,12
CHINA	11.071.712	11.944.466	7,88	8.802.979	9.977.618	13,34
THAILAND	211.970	243.842	15,04	201.979	228.640	13,20
SINGAPORE	911.502	1.389.531	52,44	914.369	1.511.927	65,35
MALAYSIA	251.570	375.772	49,37	209.206	281.654	34,63
BRUNEI DARUSSALAM	48	0	-100,00	214	0	-100,00
VIET NAM	99.200	0	-100,00	83.328	0	-100,00
MALDIVES	210	38	-81,90	815	60	-92,64
INDIA	7.400	174.538	2.258,62	6.216	176.939	2.746,51
PAKISTAN	4.950	6.000	21,21	700	4.740	577,14
SRI LANKA	56.976	61.546	8,02	45.044	83.868	86,19
IRAQ	0	30.160	--	0	12.567	--
IRAN (ISLAMIC REPUBLIC OF)	14.500	0	-100,00	14.700	0	-100,00
SAUDI ARABIA	0	82.686	--	0	93.430	--
KUWAIT	40.065	3.851	-90,39	21.165	2.920	-86,20
JORDAN	28.400	24.391	-14,12	23.461	30.986	32,07
SYRIA ARAB REPUBLIC	42.448	0	-100,00	30.896	0	-100,00
TURKEY	8.374	0	-100,00	12.463	0	-100,00
UNITED ARAB EMIRATES	1.198	1.869	56,01	4.982	10.860	117,98
QATAR	0	131	--	0	330	--
CYPRUS	3.866	7.632	97,41	15.675	25.961	65,62
EGYPT	5.346	0	-100,00	4.931	0	-100,00
KENYA	450	0	-100,00	386	0	-100,00
REUNION	167	12.312	7.272,46	269	15.840	5.788,48
SOUTH AFRICA	30.459	25.422	-16,54	28.790	30.618	6,35
MAURITIUS	0	14.714	--	0	5.801	--
VIRGIN ISLANDS (BRITISH)	0	445	--	0	2.555	--
AUSTRALIA	59.624	26.484	-55,58	551.747	158.020	-71,36
NEW ZEALAND	7.983	7.286	-8,73	17.320	16.913	-2,35
GUAM	58	860	1.382,76	1.000	3.386	238,60
NEW CALEDONIA	169	2.936	1.637,28	544	8.831	1.523,35
SAMOA	1.076	0	-100,00	3.261	0	-100,00
TONGA	0	236	--	0	179	--
EAST TIMOR	0	301	--	0	64	--
UNITED STATES	180.722	114.852	-36,45	590.714	441.343	-25,29
CANADA	1.144	2.757	141,00	4.003	3.388	-15,36
MEXICO	13.879	5.452	-60,72	44.156	13.307	-69,86
ARGENTINA	5.519	3.339	-39,50	11.418	6.368	-44,23
BRAZIL	833	535	-35,77	620	494	-20,32
COLOMBIA	32.211	7.195	-77,66	29.377	10.475	-64,34
BAHAMAS	10.142	0	-100,00	38.489	0	-100,00
PUERTO RICO	4.155	0	-100,00	10.006	0	-100,00
COSTA RICA	567	0	-100,00	809	0	-100,00
FRENCH POLYNESIA	0	68	--	0	168	--
UNITED KINGDOM	57.120	19.430	-65,98	327.534	81.319	-75,17
NETHERLANDS	49.999	4.586	-90,83	82.506	6.786	-91,78
FRANCE	40.750	40.134	-1,51	120.202	120.936	0,61
GERMANY, FED. REP. OF	161.855	91.222	-43,64	295.313	195.842	-33,68
BELGIUM	54.888	77.430	41,07	182.959	192.047	4,97
SWITZERLAND	12	481	3.908,33	30	3.674	12.146,67
DENMARK	4	0	-100,00	1	0	-100,00
NORWAY	886	0	-100,00	9.816	0	-100,00
SWEDEN	546	2.213	305,31	2.935	16.426	459,66
FINLAND	659	0	-100,00	521	0	-100,00
IRELAND	0	74	--	0	187	--
ITALY	44.452	10.142	-77,18	124.478	66.526	-46,56
SPAIN	25.282	29.196	15,48	81.575	129.033	58,18
PORTUGAL	206	604	193,20	285	1.365	378,95
GREECE	3.147	13	-99,59	10.247	120	-98,83
HUNGARY	159	3.438	2.062,26	150	4.250	2.733,33
ROMANIA	16	0	-100,00	33	0	-100,00
UKRAINE	43.736	45.258	3,48	84.832	153.650	81,12
CROATIA	948	0	-100,00	1.154	0	-100,00
SLOVAKIA	0	6.000	--	0	8.461	--
CZECH REPUBLIC	4.190	3.930	-6,21	4.877	3.130	-35,82
RUSSIA FEDERATION	12.400	25.549	106,04	39.675	88.494	123,05
-MINYAK KELAPA SAWIT	5.517.186.476	7.293.091.497	32,19	3.075.616.440	7.210.651.072	134,45
JAPAN	2.021.821	407.827	-79,83	1.775.642	534.208	-69,91
HONG KONG	6.033.452	16.498.884	173,46	3.472.661	17.043.913	390,80
KOREA, REPUBLIC OF	1.631.711	9.997.841	512,72	793.968	9.609.275	1.110,28
TAIWAN	460.740	583.900	26,73	305.003	768.030	151,81

TABEL 5. PERKEMBANGAN EKSPOR INDONESIA MENURUT KOMODITI DAN NEGARA TUJUAN

JENIS BARANG	BERAT BERSIH (KG)		PERUB	NILAI FOB (US \$)		PERUB
	JAN-JUN 2007	JAN-JUN 2008	%	JAN-JUN 2007	JAN-JUN 2008	%
	(1)	(2)	(3)	(4)	(5)	(6)
CHINA	652.946.905	1.043.426.127	59,80	366.951.136	1.034.686.301	181,97
MONGOLIA	5.246.000	0	-100,00	3.338.075	0	-100,00
PAPUA NEW GUINEA	1.349.240	1.551.986	15,03	1.217.514	2.087.972	71,49
THAILAND	0	19.193.000	--	0	19.336.795	--
SINGAPORE	301.888.589	301.095.644	-0,26	163.886.490	291.705.855	77,99
PHILIPPINES	17.589.143	12.209.753	-30,58	12.393.335	14.651.574	18,22
MALAYSIA	158.640.670	408.394.827	157,43	91.412.996	399.550.603	337,08
MYANMAR (FORM. BURMA)	160.516.810	87.690.763	-45,37	92.552.224	92.766.290	0,23
CAMBODIA	322.848	0	-100,00	251.499	0	-100,00
BRUNEI DARUSSALAM	508.184	588.210	15,75	359.722	791.480	120,03
LAO PEOPLE'S DEMOCRATIC REPU	21.006	0	-100,00	11.845	0	-100,00
VIET NAM	88.862.746	122.525.883	37,88	52.016.123	122.646.593	135,79
MALDIVES	499.161	816.599	63,59	421.385	1.252.228	197,17
INDIA	1.485.268.469	2.281.756.623	53,63	809.872.933	2.232.687.079	175,68
PAKISTAN	381.700.603	281.083.666	-26,36	221.020.740	289.914.112	31,17
BANGLADESH	297.254.265	305.724.933	2,85	173.641.457	333.086.742	91,82
SRI LANKA	152.373.912	33.185.612	-78,22	86.668.348	29.075.561	-66,45
AFGHANISTAN	407.808	0	-100,00	281.591	0	-100,00
IRAQ	0	2.542.590	--	0	3.255.970	--
IRAN (ISLAMIC REPUBLIC OF)	30.105.000	131.911.961	338,17	15.499.626	132.175.464	752,77
SAUDI ARABIA	69.020.037	96.731.811	40,15	38.177.776	91.374.507	139,34
ISRAEL	0	75.204	--	0	100.179	--
JORDAN	0	129.545.473	--	0	137.027.240	--
YEMEN	14.457.753	5.184.576	-64,14	8.540.232	6.525.924	-23,59
OMAN	0	2.998.000	--	0	3.072.950	--
SYRIA ARAB REPUBLIC	41.600	11.496.000	27.534,62	29.328	12.377.820	42.104,79
TURKEY	177.774.030	60.566.993	-65,93	101.543.756	60.042.615	-40,87
UNITED ARAB EMIRATES	25.146.544	701.045	-97,21	14.626.204	943.189	-93,55
EGYPT	229.617.455	206.622.649	-10,01	125.712.053	194.358.673	54,61
MOROCCO	1.908.000	0	-100,00	1.221.120	0	-100,00
TUNISIA	31.750.100	25.752.831	-18,89	18.830.020	25.543.953	35,66
ALGERIA	32.978.551	78.049.748	136,67	17.755.455	91.561.492	415,68
SUDAN	21.000.000	56.052	-99,73	12.738.500	56.061	-99,56
NAMIBIA	0	49.627	--	0	83.853	--
TANZANIA, UNITED REPUBLIC OF	29.733.821	1.458.784	-95,09	15.281.057	1.613.796	-89,44
KENYA	0	1.356.389	--	0	1.680.770	--
MOZAMBIQUE	5.520.050	3.624.782	-34,33	3.082.424	3.877.395	25,79
EQUATORIAL GUINEA	477.103	74.771	-84,33	409.975	96.441	-76,48
TOGO	5.285.642	5.953.221	12,63	3.191.214	7.185.971	125,18
GHANA	9.012.595	14.246.808	58,08	6.783.840	16.964.226	150,07
LIBERIA	51.179	0	-100,00	43.053	0	-100,00
GUINEA	4.064.530	10.976.430	170,05	2.254.782	11.861.246	426,05
ANGOLA	4.468.703	6.016.722	34,64	3.390.328	6.317.598	86,34
CONGO	2.202.081	2.000.778	-9,14	1.590.961	2.267.992	42,55
CAMEROON	571.786	2.723.060	376,24	423.300	3.029.450	615,67
NIGERIA	0	91.082	--	0	150.368	--
SIERRA LEONE	0	376.650	--	0	475.180	--
GABON	0	384.570	--	0	538.552	--
COTE D'IVOIRE	50.976	22.548.648	44.133,85	35.454	25.066.375	70.601,12
SENEGAL	1.812.807	426.430	-76,48	1.213.313	525.721	-56,67
MAURITANIA	2.026.640	611.853	-69,81	1.225.500	841.695	-31,32
MALI	0	16.545	--	0	26.849	--
BENIN	1.737.540	3.224.110	85,56	1.501.106	4.841.614	222,54
GUINEA BISSAU	611.090	2.752.656	350,45	444.320	2.887.049	549,77
GAMBIA	68.583	1.647.750	2.302,56	54.459	1.931.385	3.446,49
U.S. VIRGIN ISLANDS	1.460.000	0	-100,00	683.360	0	-100,00
DJIBOUTI	835.233	1.220.182	46,09	590.875	1.439.667	143,65
SAO TOME AND PRINCIPE	76.020	95.025	25,00	60.900	115.500	89,66
SOUTH AFRICA	54.987.634	65.181.725	18,54	27.220.629	62.803.059	130,72
ZAMBIA	101.952	0	-100,00	79.421	0	-100,00
COMOROS	226.332	299.667	32,40	189.091	467.196	147,07
MAURITIUS	39.398	87.570	122,27	29.745	115.296	287,61
AUSTRALIA	217.892	0	-100,00	132.505	0	-100,00
NEW ZEALAND	43.160	0	-100,00	35.794	0	-100,00
MICRONESIA, FEDERATED STATES	17.454	42.003	140,65	17.956	67.097	273,67
NORTHERN MARIANA ISLANDS	47.842	16.201	-66,14	37.950	21.956	-42,14
VANUATU	196.070	304.095	55,10	191.726	484.102	152,50
COOK ISLANDS	34.666	0	-100,00	31.046	0	-100,00
FIJI	112.547	102.395	-9,02	83.358	153.054	83,61
KIRIBATI	28.250	57.423	103,27	27.002	83.746	210,15
MARSHALL ISLANDS	25.926	0	-100,00	23.566	0	-100,00
SAMOA	336.466	587.179	74,51	298.629	919.897	208,04
SOLOMON ISLANDS	16.915	0	-100,00	21.219	0	-100,00
TONGA	84.611	51.452	-39,19	74.358	84.053	13,04
TUVALU	21.604	26.394	22,17	17.624	44.390	151,87
EAST TIMOR	73	501.015	686.221,92	21	749.940	3.571.042,86
UNITED STATES	19.565.801	42.213.090	115,75	10.017.325	40.409.802	303,40
CANADA	6.011.259	0	-100,00	5.321.733	0	-100,00

TABEL 5. PERKEMBANGAN EKSPOR INDONESIA MENURUT KOMODITI DAN NEGARA TUJUAN

JENIS BARANG	BERAT BERSIH (KG)		PERUB	NILAI FOB (US \$)		PERUB
	JAN-JUN 2007	JAN-JUN 2008	%	JAN-JUN 2007	JAN-JUN 2008	%
	(1)	(2)	(3)	(4)	(5)	(6)
PANAMA	0	50.333	--	0	78.490	--
CHILE	1.032.000	0	-100,00	558.790	0	-100,00
BRAZIL	16.268.000	60.319.213	270,78	9.312.570	61.328.298	558,55
JAMAICA	59.875	0	-100,00	35.525	0	-100,00
COSTA RICA	3.000.000	0	-100,00	1.515.000	0	-100,00
FRENCH POLYNESIA	16.510	0	-100,00	13.139	0	-100,00
UNITED KINGDOM	10.671.880	733.831	-93,12	5.051.840	724.830	-85,65
NETHERLANDS	308.926.692	640.191.083	107,23	162.362.075	604.491.744	272,31
FRANCE	0	8.766.734	--	0	10.105.588	--
GERMANY, FED. REP. OF	236.507.780	206.347.902	-12,75	126.719.020	187.581.930	48,03
BELGIUM	1.085.152	21.042	-98,06	632.755	22.094	-96,51
SWITZERLAND	124.941	0	-100,00	83.508	0	-100,00
DENMARK	0	8.000.009	--	0	6.668.513	--
SWEDEN	0	3.488.611	--	0	4.284.842	--
ITALY	100.892.892	213.998.353	112,10	53.435.362	207.751.232	288,79
SPAIN	57.948.998	40.190.762	-30,64	33.051.045	42.945.668	29,94
PORTUGAL	15.660.137	16.618.337	6,12	8.741.011	17.661.588	102,05
GREECE	33.055.479	24.294.508	-26,50	18.493.322	24.721.214	33,68
DEMOCRATIC REPUBLIC OF THE C	4.899.572	21.935.456	347,70	3.633.455	22.383.628	516,04
POLAND	0	105.000	--	0	118.650	--
BULGARIA	7.373.342	7.122.440	-3,40	4.581.967	6.879.874	50,15
YUGOSLAVIA	500.000	0	-100,00	256.250	0	-100,00
AZERBAIJAN	21.000	0	-100,00	15.124	0	-100,00
KAZAKHSTAN	227.000	43.740	-80,73	145.540	59.005	-59,46
KYRGYZSTAN	21.006	0	-100,00	15.019	0	-100,00
TAJIKISTAN	22.500	0	-100,00	14.513	0	-100,00
TURKMENISTAN	63.000	0	-100,00	43.785	0	-100,00
UKRAINE	98.486.119	159.803.461	62,26	54.669.385	150.964.035	176,14
GEORGIA	6.180.000	0	-100,00	3.515.400	0	-100,00
BOSNIA AND HERZEGOVINA	0	3.700.000	--	0	3.441.000	--
RUSSIA FEDERATION	112.617.217	7.046.589	-93,74	65.291.364	7.605.920	-88,35
-MINYAK BIJI KELAPA SAWIT	622.248.331	693.399.981	11,43	384.104.295	808.544.791	110,50
JAPAN	0	6.000.000	--	0	6.273.750	--
KOREA, REPUBLIC OF	1	0	-100,00	3	0	-100,00
CHINA	170.448.114	133.791.750	-21,51	104.229.047	146.828.672	40,87
SINGAPORE	4.576.849	5.425.006	18,53	2.845.680	5.632.756	97,94
PHILIPPINES	5.499.184	0	-100,00	3.397.543	0	-100,00
MALAYSIA	76.800.896	138.173.677	79,91	43.389.579	161.388.386	271,95
INDIA	54.346.925	52.629.631	-3,16	35.384.935	57.423.874	62,28
PAKISTAN	3.102.978	2.519.890	-18,79	1.874.052	2.615.947	39,59
BANGLADESH	2.982.606	3.015.000	1,09	1.734.129	3.884.270	123,99
SRI LANKA	1.750.000	1.399.523	-20,03	1.108.125	1.927.294	73,92
IRAN (ISLAMIC REPUBLIC OF)	1.250.000	1.176.055	-5,92	743.750	1.258.378	69,19
SAUDI ARABIA	1.699.419	900.440	-47,01	1.146.535	890.746	-22,31
JORDAN	0	5.800.000	--	0	7.813.000	--
TURKEY	34.172.941	17.784.063	-47,96	21.472.249	20.245.793	-5,71
UNITED ARAB EMIRATES	250.000	0	-100,00	160.000	0	-100,00
EGYPT	6.627.924	7.799.844	17,68	4.359.705	9.334.592	114,11
MOROCCO	0	2.099.900	--	0	2.968.590	--
TUNISIA	2.477.876	1.699.890	-31,40	1.749.401	1.997.128	14,16
ALGERIA	2.010.992	200.130	-90,05	1.201.375	280.586	-76,64
SUDAN	522.000	0	-100,00	404.550	0	-100,00
COTE D'IVOIRE	0	300.000	--	0	370.500	--
SENEGAL	0	300.000	--	0	317.250	--
MAURITANIA	150.000	0	-100,00	92.250	0	-100,00
SOUTH AFRICA	5.663.280	7.020.221	23,96	3.758.836	8.513.451	126,49
UNITED STATES	16.899.773	15.099.733	-10,65	11.332.532	17.213.704	51,90
MEXICO	9.999.726	0	-100,00	6.339.827	0	-100,00
BRAZIL	18.260.000	35.670.013	95,35	12.251.925	42.074.291	243,41
UNITED KINGDOM	1.150.000	0	-100,00	890.825	0	-100,00
NETHERLANDS	156.128.168	202.779.587	29,88	93.406.906	247.117.161	164,56
FRANCE	2	0	-100,00	5	0	-100,00
GERMANY, FED. REP. OF	6.278.083	6.100.000	-2,84	4.495.205	6.538.500	45,45
IRELAND	14	0	-100,00	85	0	-100,00
ITALY	8.307.268	9.183.760	10,55	5.040.034	12.023.492	138,56
SPAIN	7.282.626	5.633.897	-22,64	4.806.991	7.039.998	46,45
PORTUGAL	600.000	704.000	17,33	365.000	778.562	113,30
GREECE	9.807.902	4.486.181	-54,26	7.233.347	4.730.503	-34,60
BULGARIA	109.044	0	-100,00	70.333	0	-100,00
UKRAINE	8.556.000	24.964.210	191,77	5.860.148	29.934.623	410,82
GEORGIA	1.539.914	0	-100,00	1.050.991	0	-100,00
RUSSIA FEDERATION	2.997.826	743.580	-75,20	1.908.397	1.128.994	-40,84
-MINYAK NABATI LAIN	438.114.661	618.959.076	41,28	283.591.461	691.507.874	143,84
JAPAN	863.255	287.841	-66,66	753.768	382.827	-49,21
HONG KONG	14.700	100.220	581,77	41.744	107.082	156,52
KOREA, REPUBLIC OF	6.157.276	34.830.532	465,68	3.788.511	40.728.876	975,06

TABEL 5. PERKEMBANGAN EKSPOR INDONESIA MENURUT KOMODITI DAN NEGARA TUJUAN

JENIS BARANG	BERAT BERSIH (KG)		PERUB	NILAI FOB (US \$)		PERUB
	JAN-JUN 2007	JAN-JUN 2008	%	JAN-JUN 2007	JAN-JUN 2008	%
	(1)	(2)	(3)	(4)	(5)	(6)
TAIWAN	407.592	1.131.672	177,65	284.011	1.134.992	299,63
CHINA	191.338.792	174.840.357	-8,62	113.231.308	183.690.116	62,23
PAPUA NEW GUINEA	24.299	35.974	48,05	31.960	68.439	114,14
THAILAND	396.733	28.607	-92,79	302.167	32.974	-89,09
SINGAPORE	5.185.087	339.451	-93,45	2.510.882	452.363	-81,98
PHILIPPINES	3.167.099	18.945	-99,40	2.487.401	24.017	-99,03
MALAYSIA	67.952.551	117.011.119	72,20	49.756.823	135.613.825	172,55
CAMBODIA	11	0	-100,00	20	0	-100,00
VIET NAM	672.750	2.251.561	234,68	612.176	1.534.591	150,68
MALDIVES	31.723	0	-100,00	32.537	0	-100,00
INDIA	6.912.980	18.014.257	160,59	3.682.581	17.118.316	364,85
PAKISTAN	630.400	564.940	-10,38	372.406	634.525	70,39
BANGLADESH	0	91.413.615	--	0	87.372.512	--
SRI LANKA	0	1.125.780	--	0	1.536.728	--
IRAN (ISLAMIC REPUBLIC OF)	1.120.129	117.524	-89,51	818.302	107.842	-86,82
SAUDI ARABIA	2.573.560	425.600	-83,46	1.395.545	566.048	-59,44
JORDAN	0	468.048	--	0	669.041	--
LEBANON	22.250	0	-100,00	26.589	0	-100,00
SYRIA ARAB REPUBLIC	552.443	389.760	-29,45	496.505	511.156	2,95
TURKEY	7.415.458	2.597.042	-64,98	5.773.586	2.448.356	-57,59
UNITED ARAB EMIRATES	25	50	100,00	411	974	136,98
EGYPT	3.966.600	4.515.862	13,85	2.898.991	6.074.966	109,55
MOROCCO	374.600	44.500	-88,12	283.251	68.931	-75,66
TUNISIA	1.195.972	1.205.579	0,80	841.490	1.614.782	91,90
ALGERIA	7.021.773	532.500	-92,42	4.659.992	866.633	-81,40
SUDAN	1.501.149	0	-100,00	908.230	0	-100,00
TANZANIA, UNITED REPUBLIC OF	105.000	0	-100,00	51.975	0	-100,00
MADAGASCAR	145.040	181.300	25,00	81.088	171.894	111,98
MOZAMBIQUE	135.750	0	-100,00	85.260	0	-100,00
EQUATORIAL GUINEA	0	123	--	0	823	--
TOGO	23	0	-100,00	22	0	-100,00
CAMEROON	19.500	0	-100,00	11.742	0	-100,00
NIGERIA	220.000	0	-100,00	161.755	0	-100,00
COTE D'IVOIRE	176.000	0	-100,00	118.800	0	-100,00
SENEGAL	66.000	0	-100,00	46.860	0	-100,00
MAURITANIA	181.300	199.810	10,21	94.276	254.748	170,22
BENIN	1.009	0	-100,00	700	0	-100,00
SOUTH AFRICA	4.581.660	637.803	-86,08	3.050.017	622.519	-79,59
AUSTRALIA	993	0	-100,00	10.901	0	-100,00
NEW ZEALAND	236	122.650	51.870,34	1.228	202.095	16.357,25
NORTHERN MARIANA ISLANDS	5.741	0	-100,00	4.040	0	-100,00
UNITED STATES	7.560.098	31.174.909	312,36	4.377.397	36.399.073	731,52
CANADA	4.725	0	-100,00	38.880	0	-100,00
CHILE	80.000	0	-100,00	47.080	0	-100,00
ARGENTINA	0	2.430	--	0	3.818	--
BRAZIL	2.722.500	0	-100,00	1.826.438	0	-100,00
EL SALVADOR	0	19.500	--	0	21.158	--
COSTA RICA	78.000	78.000	0,00	58.422	82.836	41,79
UNITED KINGDOM	4.470	3.090	-30,87	21.832	16.391	-24,92
NETHERLANDS	62.057.230	94.473.765	52,24	37.555.651	116.627.803	210,55
FRANCE	110.029	0	-100,00	103.906	0	-100,00
GERMANY, FED. REP. OF	2.764.159	0	-100,00	1.923.840	0	-100,00
SWITZERLAND	31	602	1.841,94	170	3.317	1.851,18
DENMARK	17.800	0	-100,00	16.821	0	-100,00
NORWAY	1.183	280	-76,33	4.419	2.297	-48,02
SWEDEN	300	154	-48,67	1.128	672	-40,43
IRELAND	0	62.000	--	0	2.480	--
ITALY	0	5.420.000	--	0	8.131.000	--
SPAIN	6.529.101	5.155.434	-21,04	4.448.712	7.258.437	63,16
GREECE	910.208	1.718.755	88,83	587.417	1.827.386	211,09
DEMOCRATIC REPUBLIC OF THE C	0	1.000.000	--	0	1.147.030	--
HUNGARY	12.500	0	-100,00	11.390	0	-100,00
POLAND	0	93.750	--	0	106.163	--
ROMANIA	0	1.067.430	--	0	1.631.584	--
BULGARIA	555.085	275.670	-50,34	462.979	426.566	-7,86
AZERBAIJAN	462.000	0	-100,00	349.965	0	-100,00
BELARUS	21.870	0	-100,00	19.902	0	-100,00
KAZAKHSTAN	85.447	328.050	283,92	78.328	424.715	442,23
TAJKISTAN	21.870	183.870	740,74	17.824	264.364	1.383,19
UKRAINE	7.855.456	5.279.341	-32,79	6.473.228	6.821.784	5,38
UZBEKISTAN	194.399	678.579	249,07	188.682	955.763	406,55
LITHUANIA	41	70	70,73	266	437	64,29
LATVIA	729.336	71.160	-90,24	637.108	101.885	-84,01
GEORGIA	150.377	131.220	-12,74	136.683	186.375	36,36
CROATIA	0	14.000	--	0	15.245	--
BOSNIA AND HERZEGOVINA	0	819	--	0	3.818	--
MALTA	0	66	--	0	770	--
SLOVENIA	15.000	0	-100,00	10.775	0	-100,00

TABEL 5. PERKEMBANGAN EKSPOR INDONESIA MENURUT KOMODITI DAN NEGARA TUJUAN

JENIS BARANG	BERAT BERSIH (KG)		PERUB	NILAI FOB (US \$)		PERUB
	JAN-JUN 2007	JAN-JUN 2008	%	JAN-JUN 2007	JAN-JUN 2008	%
	(1)	(2)	(3)	(4)	(5)	(6)
CZECH REPUBLIC	306.500	0	-100,00	153.470	0	-100,00
RUSSIA FEDERATION	29.727.487	18.293.110	-38,46	24.328.897	24.431.716	0,42
-STEARIN	64.933.866	67.504.664	3,96	46.016.038	73.186.068	59,04
JAPAN	1.373.855	1.384.311	0,76	953.354	1.533.970	60,90
HONG KONG	493.000	302.475	-38,65	373.516	354.088	-5,20
KOREA, REPUBLIC OF	1.420.800	3.289.150	131,50	979.863	3.523.436	259,58
TAIWAN	8.515.633	7.536.224	-11,50	6.164.887	7.963.398	29,17
CHINA	23.391.239	28.372.385	21,29	17.032.574	30.844.923	81,09
THAILAND	3.439.780	3.354.465	-2,48	2.488.115	3.843.624	54,48
SINGAPORE	272.503	333.000	22,20	214.144	414.681	93,65
PHILIPPINES	1.301.997	1.117.403	-14,18	1.006.566	1.272.156	26,39
MALAYSIA	2.496.517	300	-99,99	1.510.805	100	-99,99
MYANMAR (FORM. BURMA)	338.000	134.000	-60,36	252.536	155.524	-38,42
VIET NAM	1.696.820	2.109.424	24,32	1.212.757	2.348.521	93,65
INDIA	2.282.528	134.743	-94,10	988.353	123.133	-87,54
PAKISTAN	83.000	100.000	20,48	64.564	114.111	76,74
BANGLADESH	2.611.000	1.524.000	-41,63	1.704.639	1.604.523	-5,87
SRI LANKA	62.371	167.788	169,02	43.930	199.624	354,41
IRAN (ISLAMIC REPUBLIC OF)	347.999	281.000	-19,25	252.286	314.040	24,48
JORDAN	224.000	0	-100,00	165.407	0	-100,00
LEBANON	0	17.000	--	0	20.740	--
SYRIA ARAB REPUBLIC	16.500	99.000	500,00	17.373	95.834	451,63
TURKEY	7.242.044	8.344.244	15,22	5.093.837	8.907.218	74,86
UNITED ARAB EMIRATES	0	22.000	--	0	27.333	--
EGYPT	393.099	511.813	30,20	294.232	552.843	87,89
MOROCCO	33.500	16.850	-49,70	25.847	20.557	-20,47
KENYA	34.000	17.000	-50,00	23.858	20.100	-15,75
GHANA	33.500	0	-100,00	25.080	0	-100,00
CAMEROON	0	17.000	--	0	20.400	--
NIGERIA	405.000	154.000	-61,98	320.948	187.790	-41,49
COTE D'IVOIRE	216.000	0	-100,00	177.070	0	-100,00
SOUTH AFRICA	278.349	132.016	-52,57	191.160	138.566	-27,51
AUSTRALIA	68.000	189.655	178,90	61.438	214.542	249,20
UNITED STATES	388.590	457.500	17,73	301.077	554.297	84,10
CANADA	18.509	24.000	29,67	13.754	28.440	106,78
MEXICO	364.500	0	-100,00	284.489	0	-100,00
GUATEMALA	33.000	0	-100,00	26.120	0	-100,00
CHILE	16.500	23.999	45,45	13.118	29.683	126,28
VENEZUELA	17.000	0	-100,00	12.750	0	-100,00
ECUADOR	0	34.000	--	0	42.500	--
PERU	49.499	17.000	-65,66	41.205	20.400	-50,49
UNITED KINGDOM	493.000	436.500	-11,46	307.448	427.704	39,11
NETHERLANDS	1.195.766	4.385.699	266,77	988.337	4.407.094	345,91
FRANCE	72.000	48.835	-32,17	52.629	57.042	8,39
GERMANY, FED. REP. OF	971.400	464.000	-52,23	670.938	513.321	-23,49
BELGIUM	219.000	0	-100,00	148.966	0	-100,00
SWITZERLAND	14.000	0	-100,00	7.960	0	-100,00
SWEDEN	40.999	14.000	-65,85	31.612	15.839	-49,90
ITALY	58.000	34.000	-41,38	43.440	39.167	-9,84
SPAIN	795.428	255.000	-67,94	573.782	303.404	-47,12
PORTUGAL	525.812	672.000	27,80	430.705	807.215	87,42
GREECE	33.500	32.000	-4,48	25.626	32.480	26,75
HUNGARY	17.000	0	-100,00	14.819	0	-100,00
POLAND	32.000	83.497	160,93	21.440	90.668	322,89
BULGARIA	89.412	99.389	11,16	65.314	114.785	75,74
UKRAINE	187.000	372.999	99,46	136.170	421.000	209,17
LATVIA	54.177	17.000	-68,62	49.425	18.904	-61,75
RUSSIA FEDERATION	176.740	372.000	110,48	115.775	446.350	285,53
-ASAM BERLEMAK LAIN	261.590.817	382.393.515	46,18	144.154.242	322.001.631	123,37
JAPAN	4.610.421	5.641.849	22,37	3.245.453	7.868.158	142,44
HONG KONG	4.320	5.760	33,33	5.365	8.734	62,80
KOREA, REPUBLIC OF	4.953.252	9.972.554	101,33	3.031.446	7.650.901	152,38
TAIWAN	413.240	224.180	-45,75	333.483	258.255	-22,56
CHINA	15.594.811	16.361.999	4,92	13.770.881	20.170.896	46,47
THAILAND	623.978	1.568.405	151,36	718.142	2.483.333	245,80
SINGAPORE	15.714.139	12.869.945	-18,10	12.495.451	17.027.931	36,27
PHILIPPINES	159.139	40.092	-74,81	93.963	49.830	-46,97
MALAYSIA	10.829.482	14.202.726	31,15	8.615.247	15.453.681	79,38
MYANMAR (FORM. BURMA)	0	3.499.965	--	0	1.889.981	--
NEPAL	0	36.260	--	0	14.340	--
VIET NAM	477	30	-93,71	1.019	41	-95,98
INDIA	115.241.261	149.662.324	29,87	45.294.106	96.630.215	113,34
PAKISTAN	2.816.190	7.061.280	150,74	758.083	3.254.455	329,30
BANGLADESH	7.920	105.050	1.226,39	7.351	61.608	738,09
SRI LANKA	41.800	1.735.913	4.052,90	24.970	1.660.846	6.551,37
IRAN (ISLAMIC REPUBLIC OF)	34.560	17.280	-50,00	29.030	24.814	-14,52

TABEL 5. PERKEMBANGAN EKSPOR INDONESIA MENURUT KOMODITI DAN NEGARA TUJUAN

JENIS BARANG	BERAT BERSIH (KG)		PERUB	NILAI FOB (US \$)		PERUB
	JAN-JUN 2007	JAN-JUN 2008	%	JAN-JUN 2007	JAN-JUN 2008	%
	(1)	(2)	(3)	(4)	(5)	(6)
SAUDI ARABIA	115.200	72.000	-37,50	124.969	101.620	-18,68
JORDAN	24.687	4.017.280	16.172,86	19.065	2.704.952	14.088,05
SYRIA ARAB REPUBLIC	0	17.280	--	0	19.526	--
TURKEY	2.082.300	1.079.387	-48,16	1.106.929	1.392.089	25,76
EGYPT	3.812.556	2.042.588	-46,42	1.669.070	1.457.037	-12,70
TUNISIA	669.948	500.000	-25,37	261.280	286.000	9,46
ETHIOPIA	72.520	36.260	-50,00	36.260	27.558	-24,00
TANZANIA, UNITED REPUBLIC OF	3.900.000	3.050.000	-21,79	1.476.500	1.971.298	33,51
MADAGASCAR	0	37.240	--	0	13.034	--
MOZAMBIQUE	254.400	4.238.137	1.565,93	103.032	2.807.576	2.624,96
TOGO	40.000	126.910	217,28	22.000	105.335	378,80
GHANA	106.000	0	-100,00	42.930	0	-100,00
CAMEROON	0	878	--	0	225	--
COTE D'IVOIRE	0	6.600.000	--	0	3.950.250	--
SENEGAL	500.000	0	-100,00	207.500	0	-100,00
GAMBIA	1.500.000	0	-100,00	626.250	0	-100,00
DJIBOUTI	93.100	479.520	415,06	56.605	373.848	560,45
SOUTH AFRICA	3.591.346	3.745.152	4,28	1.632.380	2.458.445	50,60
MALAWI	0	367.300	--	0	225.449	--
AUSTRALIA	321.693	357.891	11,25	358.569	564.929	57,55
NEW ZEALAND	0	3.003	--	0	5.778	--
UNITED STATES	11.938.240	18.073.638	51,39	12.479.294	27.747.688	122,35
CANADA	66.960	64.800	-3,23	56.109	88.441	57,62
MEXICO	128.508	305.979	138,10	109.639	401.508	266,21
ARGENTINA	864.000	280.424	-67,54	884.557	415.219	-53,06
BRAZIL	3.309.858	3.703.560	11,89	3.220.574	4.954.328	53,83
COLOMBIA	0	18.870	--	0	34.028	--
URUGUAY	14.400	14.400	0,00	17.328	23.573	36,04
ECUADOR	0	14.400	--	0	21.600	--
JAMAICA	2.221	2.761	24,31	1.878	4.449	136,90
COSTA RICA	0	84.800	--	0	61.904	--
UNITED KINGDOM	2.321.210	370.255	-84,05	1.154.051	584.419	-49,36
NETHERLANDS	24.824.382	29.653.212	19,45	16.519.082	39.913.044	141,62
FRANCE	0	180.940	--	0	457.158	--
GERMANY, FED. REP. OF	1.303.123	1.422.682	9,17	1.371.906	2.669.862	94,61
BELGIUM	220.570	71.674	-67,51	192.144	88.080	-54,16
DENMARK	0	5.000.000	--	0	3.362.600	--
ITALY	1.843.221	4.711.479	155,61	1.479.977	3.401.410	129,83
SPAIN	26.615.928	68.585.526	157,69	10.488.287	44.714.355	326,33
GREECE	9.456	35.839	279,01	12.087	52.675	335,80
ROMANIA	0	6.903	--	0	11.788	--
BULGARIA	0	14.935	--	0	20.534	--
-ALAT LISTRIK	268.368.801	276.679.477	3,10	2.309.477.266	2.548.744.660	10,36
JAPAN	26.690.147	33.200.349	24,39	396.786.271	473.382.678	19,30
HONG KONG	6.969.520	5.658.546	-18,81	91.394.945	93.837.374	2,67
KOREA, DEMOCRATIC PEOPLE'S RE	19	458	2.310,53	466	14.764	3.068,24
KOREA, REPUBLIC OF	2.764.906	2.486.413	-10,07	35.297.470	37.848.655	7,23
TAIWAN	2.408.566	2.490.366	3,40	24.857.007	29.445.797	18,46
CHINA	5.236.867	5.091.535	-2,78	60.502.661	68.773.449	13,67
MONGOLIA	700	5.342	663,14	2.139	31.925	1.392,52
MACAU	0	19.235	--	0	150.700	--
PAPUA NEW GUINEA	3.515.364	3.113.508	-11,43	5.084.538	6.138.983	20,74
THAILAND	14.217.258	16.268.491	14,43	81.182.225	100.086.442	23,29
SINGAPORE	29.172.385	25.136.046	-13,84	714.641.234	723.557.732	1,25
PHILIPPINES	7.294.735	8.737.803	19,78	32.432.031	48.246.910	48,76
MALAYSIA	20.338.484	15.364.944	-24,45	100.207.025	93.084.319	-7,11
MYANMAR (FORM. BURMA)	135.301	240.391	77,67	619.247	1.546.911	149,81
CAMBODIA	224.739	120.590	-46,34	583.343	476.091	-18,39
BRUNEI DARUSSALAM	405.042	234.868	-42,01	2.193.389	1.445.109	-34,12
NEPAL	32.831	10.473	-68,10	126.662	51.300	-59,50
VIET NAM	7.755.213	11.816.430	52,37	37.601.146	54.304.525	44,42
MALDIVES	28.866	92.605	220,81	59.755	186.884	212,75
INDIA	1.511.123	10.547.298	597,98	6.418.513	30.815.940	380,11
PAKISTAN	1.111.247	1.133.137	1,97	2.778.084	5.230.373	88,27
BANGLADESH	332.970	80.487	-75,83	995.090	418.056	-57,99
SRI LANKA	481.399	678.725	40,99	1.810.878	2.518.731	39,09
AFGHANISTAN	152.816	156.615	2,49	298.270	553.495	85,57
IRAQ	0	7.508	--	0	15.785	--
IRAN (ISLAMIC REPUBLIC OF)	1.081.058	362.250	-66,49	4.109.187	1.362.412	-66,84
SAUDI ARABIA	8.545.507	4.953.243	-42,04	27.998.427	17.415.166	-37,80
ISRAEL	0	114.601	--	0	598.144	--
KUWAIT	752.827	903.882	20,07	1.650.457	4.144.414	151,11
JORDAN	369.577	364.254	-1,44	1.118.883	957.461	-14,43
LEBANON	813.768	580.241	-28,70	1.953.830	2.099.809	7,47
PALESTINA	0	126.160	--	0	534.869	--
YEMEN	762.840	906.897	18,88	1.906.878	3.200.056	67,82
OMAN	828.294	1.004.383	21,26	4.486.508	5.131.395	14,37

TABEL 5. PERKEMBANGAN EKSPOR INDONESIA MENURUT KOMODITI DAN NEGARA TUJUAN

JENIS BARANG	BERAT BERSIH (KG)		PERUB	NILAI FOB (US \$)		PERUB
	JAN-JUN 2007	JAN-JUN 2008	%	JAN-JUN 2007	JAN-JUN 2008	%
	(1)	(2)	(3)	(4)	(5)	(6)
SYRIA ARAB REPUBLIC	36.123	88.348	144,58	94.149	290.348	208,39
TURKEY	7.321.474	2.213.551	-69,77	18.691.239	8.595.350	-54,01
UNITED ARAB EMIRATES	21.890.811	22.822.775	4,26	69.746.397	114.131.313	63,64
QATAR	1.891.588	1.789.676	-5,39	8.174.896	8.848.440	8,24
BAHRAIN	51.319	723.089	1.309,01	171.573	6.846.382	3.890,36
CYPRUS	513.935	156.370	-69,57	976.457	554.918	-43,17
EGYPT	3.401.205	2.691.318	-20,87	7.046.770	6.948.354	-1,40
LIBYAN ARAB JAMAHIRIYA	80.417	195.025	142,52	298.390	856.737	187,12
MOROCCO	235.807	418.908	77,65	980.268	1.640.992	67,40
TUNISIA	83	184.693	222.421,69	838	1.487.591	177.416,83
ALGERIA	2.133.131	509.920	-76,10	4.449.363	1.605.350	-63,92
SUDAN	6.004.304	5.942.657	-1,03	12.218.961	17.537.584	43,53
ERITREA	23.899	265.988	1.012,97	44.890	483.283	976,59
NAMIBIA	0	9.494	--	0	22.153	--
ETHIOPIA	205.876	113.534	-44,85	491.203	491.072	-0,03
TANZANIA, UNITED REPUBLIC OF	585.302	211.675	-63,83	1.549.524	836.985	-45,98
MADAGASCAR	26.555	61.660	132,20	54.755	235.568	330,22
SOMALIA	47.506	0	-100,00	90.229	0	-100,00
KENYA	926.895	845.214	-8,81	3.357.010	3.307.752	-1,47
REUNION	4.552	0	-100,00	51.157	0	-100,00
MOZAMBIQUE	617.379	345.980	-43,96	1.032.049	1.099.512	6,54
EQUATORIAL GUINEA	256.783	72.315	-71,84	458.010	138.804	-69,69
TOGO	43.269	118.504	173,88	115.104	504.699	338,47
GHANA	696.961	1.292.026	85,38	2.044.253	5.043.144	146,70
LIBERIA	54.499	21.793	-60,01	194.307	71.429	-63,24
GUINEA	72.443	124.081	71,28	116.390	213.550	83,48
ANGOLA	318.985	121.488	-61,91	877.027	475.709	-45,76
CONGO	1.157	430	-62,83	2.481	2.464	-0,69
CAMEROON	124.599	259.589	108,34	304.784	680.433	123,25
NIGERIA	2.032.656	1.539.931	-24,24	7.433.640	9.219.755	24,03
GABON	24.660	116.718	373,31	42.120	480.738	1.041,35
COTE D'IVOIRE	82.300	18.092	-78,02	203.297	75.710	-62,76
SENEGAL	295.296	118.778	-59,78	607.657	372.697	-38,67
MAURITANIA	21.197	0	-100,00	57.651	0	-100,00
MALI	4.220	0	-100,00	88.265	0	-100,00
BENIN	248.442	310.898	25,14	648.630	995.183	53,43
BURKINA FASO	0	18	--	0	487	--
GAMBIA	25.238	16.499	-34,63	54.385	12.625	-76,79
SEYCHELLES	0	8.673	--	0	36.740	--
UGANDA	33.086	113.397	242,73	62.316	355.209	470,01
CENTRAL AFRICAN REPUBLIC	18.716	30.862	64,90	56.587	71.279	25,96
DJIBOUTI	533.737	270.868	-49,25	1.291.742	945.768	-26,78
SAINT HELENA	12	0	-100,00	32	0	-100,00
SWAZILAND	0	143	--	0	15.469	--
SOUTH AFRICA	887.862	1.372.153	54,55	2.812.106	5.128.592	82,38
ZIMBABWE	2	5.814	290.600,00	12	17.756	147.866,67
ZAMBIA	0	44.417	--	0	121.284	--
MALAWI	2.646	0	-100,00	8.617	0	-100,00
COMOROS	9.997	0	-100,00	1.760	0	-100,00
MAURITIUS	79.095	45.996	-41,85	300.900	182.002	-39,51
RWANDA	0	2.203	--	0	15.407	--
VIRGIN ISLANDS (BRITISH)	0	236	--	0	3.092	--
AUSTRALIA	5.895.275	7.647.321	29,72	47.649.745	59.345.566	24,55
NEW ZEALAND	1.699.258	1.082.772	-36,28	11.879.976	5.752.723	-51,58
NEW CALEDONIA	4.290	267.087	6.125,80	9.337	4.093.030	43.736,67
VANUATU	176.526	114.378	-35,21	350.933	246.589	-29,73
AMERICAN SAMOA	0	14.370	--	0	42.775	--
COOK ISLANDS	1.655	2.819	70,33	4.278	1.752	-59,05
FIJI	274.827	191.217	-30,42	693.910	502.453	-27,59
SAMOA	643.512	538.486	-16,32	5.890.673	4.229.852	-28,19
SOLOMON ISLANDS	295.476	240.204	-18,71	638.724	497.585	-22,10
TONGA	39.207	14.304	-63,52	99.877	37.744	-62,21
EAST TIMOR	15.022	385.661	2.467,31	49.231	600.947	1.120,67
UNITED STATES	21.242.273	19.410.018	-8,63	190.997.983	196.998.358	3,14
CANADA	1.289.799	1.457.146	12,97	6.085.437	6.933.962	13,94
MEXICO	1.727.548	2.190.548	26,80	8.244.938	11.269.462	36,68
GUATEMALA	455.164	745.408	63,77	1.960.839	1.771.691	-9,65
HONDURAS	172	0	-100,00	1.060	0	-100,00
NICARAGUA	19.304	32.644	69,10	44.915	140.648	213,14
PANAMA	103.645	136.685	31,88	336.788	801.983	138,13
CUBA	0	375	--	0	34.098	--
SURINAME	22.347	85.016	280,44	66.108	355.627	437,95
CHILE	1.210.220	1.620.303	33,88	2.720.060	4.826.488	77,44
VENEZUELA	2.791.758	438.354	-84,30	20.191.461	2.633.729	-86,96
ARGENTINA	397.524	581.245	46,22	1.947.551	2.827.291	45,17
BRAZIL	2.098.859	3.792.126	80,68	12.134.718	19.037.433	56,88
COLOMBIA	710.152	570.470	-19,67	2.492.023	2.074.538	-16,75
BOLIVIA	0	51.553	--	0	192.476	--

TABEL 5. PERKEMBANGAN EKSPOR INDONESIA MENURUT KOMODITI DAN NEGARA TUJUAN

JENIS BARANG	BERAT BERSIH (KG)		PERUB	NILAI FOB (US \$)		PERUB
	JAN-JUN 2007	JAN-JUN 2008	%	JAN-JUN 2007	JAN-JUN 2008	%
	(1)	(2)	(3)	(4)	(5)	(6)
URUGUAY	4	36	800,00	18	267	1.383,33
PARAGUAY	38.053	65.703	72,66	79.125	245.550	210,33
ECUADOR	586.457	530.791	-9,49	1.075.915	1.214.916	12,92
PERU	132.370	275.331	108,00	608.842	1.317.941	116,47
TRINIDAD AND TOBAGO	96.886	49.039	-49,38	215.212	185.653	-13,73
JAMAICA	173.618	18.519	-89,33	369.304	87.202	-76,39
BELIZE	60	0	-100,00	901	0	-100,00
DOMINICAN REPUBLIC	207.551	108.694	-47,63	484.996	443.593	-8,54
EL SALVADOR	172	126.908	73.683,72	1.060	871.890	82.153,77
COSTA RICA	4.011	7.057	75,94	25.700	50.796	97,65
HAITI	193.199	165.353	-14,41	401.452	444.913	10,83
ARUBA	20.867	18.859	-9,62	36.588	52.828	44,39
FRENCH POLYNESIA	22.209	12.791	-42,41	93.283	135.006	44,73
NETHERLANDS ANTILLES	0	4.505	--	0	20.551	--
SAN MARINO	0	4.833	--	0	66.564	--
UNITED KINGDOM	5.766.897	10.763.426	86,64	20.642.223	37.042.892	79,45
NETHERLANDS	3.492.801	2.925.497	-16,24	19.902.066	16.774.588	-15,71
FRANCE	2.518.337	2.048.497	-18,66	63.762.366	55.432.037	-13,06
GERMANY, FED. REP. OF	1.625.166	2.455.361	51,08	28.906.906	27.792.916	-3,85
AUSTRIA	15.400	98.864	541,97	525.614	1.852.858	252,51
BELGIUM	1.701.912	2.193.060	28,86	5.156.867	6.524.610	26,52
SWITZERLAND	1.339.334	82.412	-93,85	6.331.166	2.085.438	-67,06
LUXEMBOURG	0	424	--	0	31.192	--
DENMARK	60.309	21.285	-64,71	2.455.423	548.942	-77,64
NORWAY	49.073	19.102	-61,07	301.851	186.563	-38,19
SWEDEN	261.412	303.843	16,23	3.899.551	2.205.963	-43,43
FINLAND	36.760	17.853	-51,43	1.148.405	344.120	-70,03
IRELAND	1.668	6	-99,64	12.952	65	-99,50
ITALY	2.647.375	3.223.464	21,76	18.046.163	10.150.041	-43,76
SPAIN	5.613.213	7.319.446	30,40	17.051.036	25.228.278	47,96
PORTUGAL	7.658	456.541	5.861,62	36.195	847.787	2.242,28
GREECE	2.251.937	1.643.027	-27,04	4.751.859	4.988.580	4,98
DEMOCRATIC REPUBLIC OF THE CC	518.165	127.534	-75,39	2.212.981	458.100	-79,30
HUNGARY	201.145	589.496	193,07	1.264.683	2.666.014	110,80
POLAND	647.141	182.602	-71,78	2.943.363	3.032.327	3,02
ROMANIA	167	81.530	48.720,36	13.467	502.534	3.631,60
BULGARIA	8	58	625,00	432	2.996	593,52
YUGOSLAVIA	0	1	--	0	2	--
ALBANIA	0	2.392	--	0	10.948	--
BELARUS	371.474	76.584	-79,38	692.767	235.008	-66,08
KAZAKHSTAN	152.854	123.822	-18,99	698.648	380.342	-45,56
UKRAINE	182.619	137.101	-24,93	888.634	480.210	-45,96
UZBEKISTAN	0	10.214	--	0	34.406	--
LITHUANIA	107.316	23.487	-78,11	464.609	94.454	-79,67
LATVIA	20.029	0	-100,00	104.923	0	-100,00
ESTONIA	0	883	--	0	18.023	--
GEORGIA	78.042	82.851	6,16	182.173	229.371	25,91
CROATIA	0	6.017	--	0	91.846	--
MALTA	20.735	52.426	152,84	52.346	216.684	313,95
SLOVAKIA	75.041	73.443	-2,13	883.930	611.025	-30,87
SLOVENIA	145	9	-93,79	404	14	-96,53
CZECH REPUBLIC	107.528	494.509	359,89	918.493	6.429.101	599,96
RUSSIA FEDERATION	107.482	419.610	290,40	943.059	2.221.552	135,57
-DIODE TRANSISTOR	474.223	424.350	-10,52	59.008.397	76.658.515	29,91
JAPAN	95.862	66.798	-30,32	22.393.203	35.949.774	60,54
HONG KONG	63.927	33.861	-47,03	14.890.055	16.635.884	11,72
KOREA, REPUBLIC OF	2.248	2.408	7,12	138.353	262.655	89,84
TAIWAN	24.326	5.761	-76,32	1.477.082	992.551	-32,80
CHINA	27.128	10.858	-59,97	5.707.125	3.130.145	-45,15
MONGOLIA	67	0	-100,00	811	0	-100,00
PAPUA NEW GUINEA	172	0	-100,00	672	0	-100,00
THAILAND	1.321	2.060	55,94	30.039	49.124	63,53
SINGAPORE	230.808	283.909	23,01	11.410.672	14.688.456	28,73
PHILIPPINES	902	1.020	13,08	64.167	14.612	-77,23
MALAYSIA	5.769	5.132	-11,04	593.864	491.348	-17,26
BRUNEI DARUSSALAM	1	0	-100,00	9	0	-100,00
VIET NAM	30	0	-100,00	257	0	-100,00
PAKISTAN	4	51	1.175,00	12	187	1.458,33
BANGLADESH	13	0	-100,00	26	0	-100,00
SRI LANKA	2.618	0	-100,00	7.140	0	-100,00
UNITED ARAB EMIRATES	0	17	--	0	169	--
KENYA	2.619	0	-100,00	39.579	0	-100,00
AUSTRALIA	143	0	-100,00	8.371	0	-100,00
UNITED STATES	9.154	4.863	-46,88	843.339	1.203.709	42,73
CUBA	0	48	--	0	45.528	--
UNITED KINGDOM	750	2.640	252,00	82.691	266.288	222,03
NETHERLANDS	11	0	-100,00	8.800	0	-100,00

TABEL 5. PERKEMBANGAN EKSPOR INDONESIA MENURUT KOMODITI DAN NEGARA TUJUAN

JENIS BARANG	BERAT BERSIH (KG)		PERUB	NILAI FOB (US \$)		PERUB
	JAN-JUN 2007	JAN-JUN 2008	%	JAN-JUN 2007	JAN-JUN 2008	%
	(1)	(2)	(3)	(4)	(5)	(6)
GERMANY, FED. REP. OF	6.308	4.626	-26,66	1.187.286	2.703.915	127,74
AUSTRIA	0	186	--	0	2.603	--
DENMARK	2	0	-100,00	164	0	-100,00
SWEDEN	0	3	--	0	2.596	--
FINLAND	39	104	166,67	124.656	218.365	75,17
ROMANIA	0	4	--	0	186	--
ESTONIA	0	1	--	0	420	--
RUSSIA FEDERATION	1	0	-100,00	24	0	-100,00
-AUDIO VISUAL	53.979.720	47.435.454	-12,12	1.276.234.874	1.259.457.498	-1,31
JAPAN	3.839.731	3.990.895	3,94	104.636.760	119.820.187	14,51
HONG KONG	1.439.750	1.594.493	10,75	88.633.552	118.214.132	33,37
KOREA, REPUBLIC OF	744.567	746.570	0,27	40.933.106	74.580.658	82,20
TAIWAN	108.840	117.705	8,14	2.118.502	2.172.564	2,55
CHINA	816.115	1.318.295	61,53	33.631.631	70.510.677	109,66
PAPUA NEW GUINEA	66.718	64.385	-3,50	285.842	410.351	43,56
THAILAND	856.129	1.942.615	126,91	12.312.783	14.968.170	21,57
SINGAPORE	10.303.280	6.600.419	-35,94	282.320.997	194.494.651	-31,11
PHILIPPINES	301.593	446.820	48,15	7.643.501	2.893.691	-62,14
MALAYSIA	1.454.613	3.126.773	114,96	24.088.477	48.867.599	102,87
MYANMAR (FORM. BURMA)	129.446	55.439	-57,17	602.599	135.310	-77,55
CAMBODIA	0	9.985	--	0	21.000	--
BRUNEI DARUSSALAM	488	31.367	6.327,66	2.594	95.218	3.570,70
NEPAL	0	2.153	--	0	10.550	--
VIET NAM	513.926	632.603	23,09	41.540.484	11.447.082	-72,44
MALDIVES	0	24	--	0	1.375	--
INDIA	365.493	169.380	-53,66	8.445.728	5.038.018	-40,35
PAKISTAN	129.536	158.579	22,42	644.989	673.915	4,48
BANGLADESH	5.048	7.895	56,40	68.975	38.546	-44,12
SRI LANKA	106.131	12.397	-88,32	404.361	101.870	-74,81
IRAQ	0	32.858	--	0	1.059.330	--
IRAN (ISLAMIC REPUBLIC OF)	69.582	601	-99,14	1.266.299	3.092	-99,76
SAUDI ARABIA	768.503	759.570	-1,16	6.462.606	7.643.610	18,27
ISRAEL	0	548.812	--	0	16.330.194	--
KUWAIT	281.539	172.297	-38,80	3.324.449	4.723.683	42,09
JORDAN	80.184	37.262	-53,53	647.900	569.876	-12,04
LEBANON	3.991	17.013	326,28	258.580	479.002	85,24
YEMEN	189.762	182.928	-3,60	717.393	904.948	26,14
OMAN	81.173	111.070	36,83	859.132	6.049.773	604,17
SYRIA ARAB REPUBLIC	99.139	231.361	133,37	313.559	899.591	186,90
TURKEY	192.061	106.257	-44,68	6.676.623	4.144.230	-37,93
UNITED ARAB EMIRATES	2.742.125	2.651.286	-3,31	37.377.184	43.720.863	16,97
QATAR	63.629	79.902	25,57	572.158	1.576.685	175,57
BAHRAIN	1	5.071	507.000,00	24	122.288	509.433,33
CYPRUS	881	67	-92,40	32.476	10.998	-66,13
EGYPT	115.921	111.073	-4,18	2.678.588	2.565.091	-4,24
LIBYAN ARAB JAMAHIRIYA	14.312	2.977	-79,20	120.278	31.500	-73,81
MOROCCO	2.689	8.399	212,35	75.097	247.891	230,09
TUNISIA	3.202	0	-100,00	105.000	0	-100,00
ALGERIA	4.676	0	-100,00	108.315	0	-100,00
SUDAN	31.727	79.988	152,11	86.733	831.651	858,86
ETHIOPIA	63.344	44.949	-29,04	164.942	108.019	-34,51
TANZANIA, UNITED REPUBLIC OF	2.674	679	-74,61	86.377	334	-99,61
MADAGASCAR	73	0	-100,00	90	0	-100,00
KENYA	2.298	17.013	640,34	55.750	48.269	-13,42
GHANA	21.919	34.923	59,33	66.460	144.869	117,98
GUINEA	32.668	0	-100,00	103.030	0	-100,00
ANGOLA	23.805	30.650	28,75	41.395	83.004	100,52
CONGO	14.049	0	-100,00	41.040	0	-100,00
CAMEROON	843	0	-100,00	1.383	0	-100,00
NIGERIA	1.010.318	867.436	-14,14	2.419.266	2.567.050	6,11
COTE D'IVOIRE	11.560	4.260	-63,15	34.975	75.420	115,64
SENEGAL	2.999	650	-78,33	416.070	61.400	-85,24
MAURITANIA	47.124	11.655	-75,27	126.412	30.350	-75,99
BENIN	15.385	12.529	-18,56	8.013	6.038	-24,65
GAMBIA	0	249	--	0	244	--
UGANDA	80	11.532	14.315,00	270	70.663	26.071,48
NIGER	35	0	-100,00	26	0	-100,00
DJIBOUTI	4.875	0	-100,00	131.100	0	-100,00
SAO TOME AND PRINCIPE	0	712	--	0	600	--
SOUTH AFRICA	178.844	134.771	-24,64	3.831.870	2.997.958	-21,76
MAURITIUS	94	2.450	2.506,38	402	49.460	12.203,48
AUSTRALIA	1.444.495	739.474	-48,81	17.206.304	22.237.955	29,24
NEW ZEALAND	227.187	271.941	19,70	7.180.246	7.958.852	10,84
NEW CALEDONIA	64	1	-98,44	1.388	50	-96,40
NORTHERN MARIANA ISLANDS	3	0	-100,00	63	0	-100,00
VANUATU	3.645	850	-76,68	31.234	6.663	-78,67
AMERICAN SAMOA	0	25	--	0	229	--

TABEL 5. PERKEMBANGAN EKSPOR INDONESIA MENURUT KOMODITI DAN NEGARA TUJUAN

JENIS BARANG	BERAT BERSIH (KG)		PERUB	NILAI FOB (US \$)		PERUB	
	JAN-JUN 2007	JAN-JUN 2008	%	JAN-JUN 2007	JAN-JUN 2008	%	
	(1)	(2)	(3)	(4)	(5)	(6)	(7)
FIJI		20					
TONGA	1.152		5	13.665,00	499	34.635	6.840,88
EAST TIMOR	102.025	610.933	498,81	-99,57	1.421	66	-95,36
UNITED STATES	7.352.203	5.690.033	-22,61	2.487.035	507.341	-79,60	
CANADA	251.715	212.049	-15,76	191.841.416	166.897.579	-13,00	
MEXICO	312.835	496.208	58,62	10.623.196	12.873.835	21,19	
GUATEMALA	28.179	17.590	-37,58	17.150.120	14.869.712	-13,30	
HONDURAS	2.452	0	-100,00	203.790	129.118	-36,64	
PANAMA	114.545	183.667	60,34	17.561	0	-100,00	
CUBA	0	344	--	3.278.548	4.919.629	50,06	
CHILE	42.026	78.557	86,92	0	30.400	--	
VENEZUELA	2.640	2.370	-10,23	1.109.494	1.483.152	33,68	
ARGENTINA	44.463	14.176	-68,12	552.761	279.710	-49,40	
BRAZIL	223.132	233.619	4,70	1.635.057	624.325	-61,82	
COLOMBIA	14.895	2.323	-84,40	6.471.752	4.181.402	-35,39	
URUGUAY	7.512	204	-97,28	875.557	305.472	-65,11	
PARAGUAY	2	4.168	208.300,00	194.493	44.429	-77,16	
ECUADOR	0	1.318	--	34	118.358	348.011,76	
PERU	8.706	4.147	-52,37	0	9.961	--	
PUERTO RICO	2.948	2.657	-9,87	922.192	922.501	0,03	
EL SALVADOR	1	33	3.200,00	1.071.412	536.575	-49,92	
COSTA RICA	1	194	19.300,00	285	5.885	1.964,91	
FRENCH POLYNESIA	0	74	--	285	40.187	14.000,70	
MARTINIQUE	398	0	-100,00	0	10.936	--	
UNITED KINGDOM	1.974.683	288.716	-85,38	3.165	0	-100,00	
NETHERLANDS	1.217.744	1.020.947	-16,16	20.237.099	14.465.656	-28,52	
FRANCE	433.592	330.854	-23,69	29.754.218	53.920.953	81,22	
GERMANY, FED. REP. OF	3.024.496	2.679.551	-11,41	8.207.276	4.785.202	-41,70	
AUSTRIA	27.736	3.483	-87,44	47.722.152	32.198.707	-32,53	
BELGIUM	4.399.908	3.770.305	-14,31	314.720	599.724	90,56	
SWITZERLAND	15.685	6.084	-61,21	100.323.067	72.735.877	-27,50	
LUXEMBOURG	0	2	--	983.865	817.404	-16,92	
GIBRALTAR	16	42	162,50	0	9	--	
DENMARK	45.617	38.158	-16,35	1.908	6.852	259,12	
NORWAY	11.760	6.834	-41,89	286.715	238.335	-16,87	
SWEDEN	203.247	247.810	21,93	18.534	10.079	-45,62	
FINLAND	1.124.985	105.464	-90,63	2.436.712	1.766.837	-27,49	
IRELAND	3.300	24	-99,27	25.814.320	2.369.953	-90,82	
ITALY	595.441	121.731	-79,56	49.890	61	-99,88	
SPAIN	212.524	115.823	-45,50	13.935.418	3.820.799	-72,58	
PORTUGAL	11.462	1.141	-90,05	4.806.152	2.744.952	-42,89	
GREECE	27.902	1.439	-94,84	328.505	192.265	-41,47	
DEMOCRATIC REPUBLIC OF THE C	140	12.324	8.702,86	378.123	116.334	-69,23	
HUNGARY	277.344	142.485	-48,63	1.238	36.000	2.807,92	
POLAND	131.175	392.667	199,35	1.651.346	2.545.400	54,14	
ROMANIA	31.328	0	-100,00	7.094.869	17.221.272	142,73	
BULGARIA	3.076	3.067	-0,29	719.600	0	-100,00	
YUGOSLAVIA	16.447	0	-100,00	257.240	259.236	0,78	
ALBANIA	1.232	0	-100,00	364.133	0	-100,00	
AZERBAIJAN	0	5.266	--	27.534	0	-100,00	
KAZAKHSTAN	0	2.930	--	0	174.452	--	
UKRAINE	147.937	19.606	-86,75	0	614.395	--	
LITHUANIA	5.884	0	-100,00	937.699	4.117.644	339,12	
ESTONIA	19.010	15.434	-18,81	24.178	0	-100,00	
GEORGIA	0	2.926	--	86.975	194.734	123,90	
CROATIA	11.998	0	-100,00	0	19.772	--	
SLOVAKIA	73.629	27.567	-62,56	321.067	0	-100,00	
SLOVENIA	0	10.954	--	3.174.020	1.287.765	-59,43	
CZECH REPUBLIC	519.844	1.131.094	117,58	0	66.606	--	
REP. OF MACEDONIA	2.957	0	-100,00	15.357.823	23.449.204	52,69	
RUSSIA FEDERATION	1.860.889	1.018.971	-45,24	66.882	0	-100,00	
-FOTOGRAFI DAN OPTIK	2.495.386	1.719.186	-31,11	102.806.235	107.894.622	4,95	
JAPAN	64.909	82.398	26,94	7.142.051	10.158.288	42,23	
HONG KONG	41.777	34.775	-16,76	2.873.427	1.413.740	-50,80	
KOREA, REPUBLIC OF	3.903	3.974	1,82	125.788	87.306	-30,59	
TAIWAN	2.121	1.731	-18,39	177.972	64.946	-63,51	
CHINA	26.235	52.576	100,40	2.586.920	2.656.073	2,67	
PAPUA NEW GUINEA	0	157	--	0	1.162	--	
THAILAND	6.073	19.355	218,71	338.101	363.704	7,57	
SINGAPORE	789.448	652.564	-17,34	52.505.629	60.941.736	16,07	
PHILIPPINES	5.351	27.314	410,45	1.648.948	943.745	-42,77	
MALAYSIA	24.469	114.671	368,64	702.302	6.962.488	891,38	
MYANMAR (FORM. BURMA)	90	0	-100,00	14.975	0	-100,00	
BRUNEI DARUSSALAM	0	31	--	0	505	--	
NEPAL	1.243	0	-100,00	25.459	0	-100,00	
VIET NAM	3.616	3.040	-15,93	113.073	102.695	-9,18	
INDIA	35.933	70.425	95,99	900.114	1.110.959	23,42	

TABEL 5. PERKEMBANGAN EKSPOR INDONESIA MENURUT KOMODITI DAN NEGARA TUJUAN

JENIS BARANG	BERAT BERSIH (KG)		PERUB	NILAI FOB (US \$)		PERUB
	JAN-JUN 2007	JAN-JUN 2008	%	JAN-JUN 2007	JAN-JUN 2008	%
	(1)	(2)	(3)	(4)	(5)	(6)
PAKISTAN	2.898	800	-72,39	18.152	16.265	-10,40
BANGLADESH	2.950	1.734	-41,22	13.011	5.390	-58,57
SRI LANKA	1.170	656	-43,93	18.994	9.168	-51,73
IRAN (ISLAMIC REPUBLIC OF)	0	834	--	0	7.632	--
SAUDI ARABIA	2.357	554	-76,50	46.012	4.246	-90,77
JORDAN	0	1	--	0	18	--
LEBANON	23	11	-52,17	7.083	4.785	-32,44
YEMEN	0	1	--	0	44	--
OMAN	0	150	--	0	1.200	--
SYRIA ARAB REPUBLIC	1.288	726	-43,63	6.300	3.847	-38,94
TURKEY	961	758	-21,12	26.229	44.882	71,12
UNITED ARAB EMIRATES	5.431	6.298	15,96	143.454	141.943	-1,05
CYPRUS	0	14	--	0	1.584	--
EGYPT	2.398	307	-87,20	43.663	25.701	-41,14
MOROCCO	290	0	-100,00	10.529	0	-100,00
TUNISIA	0	21	--	0	5.104	--
ALGERIA	0	36	--	0	793	--
KENYA	0	64	--	0	1.863	--
TOGO	1.911	0	-100,00	51.797	0	-100,00
CAMEROON	0	238	--	0	2.038	--
NIGERIA	387	81	-79,07	3.327	1.068	-67,90
SOUTH AFRICA	682	6	-99,12	18.940	61.546	224,95
MAURITIUS	312	372	19,23	13.188	17.299	31,17
AUSTRALIA	2.097	1.751	-16,50	78.239	41.682	-46,72
NEW ZEALAND	111	44	-60,36	1.751	576	-67,10
VANUATU	90	0	-100,00	283	0	-100,00
TONGA	0	151	--	0	120	--
EAST TIMOR	0	14.061	--	0	12.571	--
UNITED STATES	910.827	415.493	-54,38	19.765.518	12.893.814	-34,77
CANADA	409.076	4.791	-98,83	1.653.222	685.395	-58,54
MEXICO	770	4.537	489,22	61.496	75.389	22,59
PANAMA	0	392	--	0	10.849	--
ARGENTINA	2.965	1.711	-42,29	27.827	19.495	-29,94
BRAZIL	3.597	7.576	110,62	73.322	115.901	58,07
COLOMBIA	3.152	8.364	165,36	169.588	202.939	19,67
URUGUAY	85	0	-100,00	1.471	0	-100,00
ECUADOR	1.627	3.772	131,84	90.401	317.041	250,71
PUERTO RICO	769	0	-100,00	2.617	0	-100,00
DOMINICAN REPUBLIC	2.770	2.151	-22,35	99.779	60.118	-39,75
COSTA RICA	792	491	-38,01	26.684	21.478	-19,51
ARUBA	22	0	-100,00	340	0	-100,00
NETHERLANDS ANTILLES	256	0	-100,00	65.947	0	-100,00
UNITED KINGDOM	34.989	103.848	196,80	728.715	2.822.074	287,27
NETHERLANDS	3.943	8.891	125,49	264.502	697.464	163,69
FRANCE	4.759	16.497	246,65	155.867	1.024.451	557,26
GERMANY, FED. REP. OF	67.038	31.329	-53,27	8.487.919	2.048.932	-75,86
BELGIUM	186	170	-8,60	7.075	5.157	-27,11
SWITZERLAND	315	293	-6,98	6.340	21.817	244,12
DENMARK	1.978	1.596	-19,31	222.911	271.873	21,96
NORWAY	4.289	5.995	39,78	805.852	1.084.317	34,56
SWEDEN	183	2.480	1.255,19	61.378	6.440	-89,51
FINLAND	28	0	-100,00	11.208	0	-100,00
ITALY	1.837	1.224	-33,37	44.546	22.032	-50,54
SPAIN	2.680	3.579	33,54	189.334	222.777	17,66
PORTUGAL	2.905	0	-100,00	34.858	0	-100,00
GREECE	620	57	-90,81	158	868	449,37
ROMANIA	5	57	1.040,00	1.989	20	-98,99
BULGARIA	118	317	168,64	5.097	12.292	141,16
YUGOSLAVIA	26	26	0,00	8.076	9.515	17,82
SLOVAKIA	418	211	-49,52	8.785	3.740	-57,43
SLOVENIA	45	371	724,44	998	5.735	474,65
CZECH REPUBLIC	1.735	287	-83,46	64.717	13.987	-78,39
RUSSIA FEDERATION	57	0	-100,00	1.987	0	-100,00
-ALAT UKUR	520.989	425.563	-18,32	8.067.471	7.320.129	-9,26
JAPAN	170	610	258,82	23.445	254.796	986,78
HONG KONG	1.420	1	-99,93	165.897	54	-99,97
KOREA, REPUBLIC OF	0	2	--	0	6	--
TAIWAN	1.133	1.241	9,53	3.212	2.994	-6,79
CHINA	127.200	1.137	-99,11	486.213	63.058	-87,03
PAPUA NEW GUINEA	1.539	0	-100,00	4.759	0	-100,00
THAILAND	43	698	1.523,26	3.265	51.328	1.472,07
SINGAPORE	229.011	107.987	-52,85	5.094.212	2.017.669	-60,39
PHILIPPINES	0	32	--	0	78	--
MALAYSIA	97.696	88.891	-9,01	156.815	596.759	280,55
BRUNEI DARUSSALAM	14	94.700	676.328,57	2.290	1.581.368	68.955,37
VIET NAM	4.325	7.025	62,43	241.657	264.150	9,31
INDIA	3	64.833	2.161.000,00	3.424	760.067	22.098,22

TABEL 5. PERKEMBANGAN EKSPOR INDONESIA MENURUT KOMODITI DAN NEGARA TUJUAN

JENIS BARANG	BERAT BERSIH (KG)		PERUB	NILAI FOB (US \$)		PERUB
	JAN-JUN 2007	JAN-JUN 2008	%	JAN-JUN 2007	JAN-JUN 2008	%
	(1)	(2)	(3)	(4)	(5)	(6)
PAKISTAN	4.559	190	-95,83	532.323	18.100	-96,60
IRAN (ISLAMIC REPUBLIC OF)	0	33	--	0	2.995	--
SAUDI ARABIA	0	816	--	0	157.972	--
KUWAIT	0	4.048	--	0	62.391	--
YEMEN	7.399	3.045	-58,85	8.596	27.750	222,82
OMAN	0	90	--	0	7.454	--
SYRIA ARAB REPUBLIC	0	176	--	0	28.430	--
UNITED ARAB EMIRATES	1.711	3.312	93,57	54.309	69.624	28,20
QATAR	1.854	44	-97,63	358.181	3.260	-99,09
EGYPT	90	0	-100,00	28.647	0	-100,00
SUDAN	250	1.420	468,00	1.358	80.299	5.813,03
KENYA	0	59	--	0	2.068	--
CONGO	102	0	-100,00	500	0	-100,00
AUSTRALIA	860	18.603	2.063,14	18.945	504.791	2.564,51
NEW ZEALAND	3	305	10.066,67	401	21.201	5.187,03
UNITED STATES	7.874	6.658	-15,44	174.287	331.639	90,28
CANADA	900	49	-94,56	22.000	21.075	-4,20
VENEZUELA	0	7	--	0	140	--
COLOMBIA	2.999	0	-100,00	6.482	0	-100,00
UNITED KINGDOM	16.353	3.838	-76,53	222.143	138.716	-37,56
NETHERLANDS	4	56	1.300,00	12.071	500	-95,86
FRANCE	69	1.092	1.482,61	527	93.702	17.680,27
GERMANY, FED. REP. OF	5.134	5.373	4,66	45.565	43.489	-4,56
BELGIUM	4.200	284	-93,24	12.084	11.340	-6,16
SWITZERLAND	1.266	8.908	603,63	5.947	100.866	1.596,08
NORWAY	760	0	-100,00	98.667	0	-100,00
DEMOCRATIC REPUBLIC OF THE C	450	0	-100,00	18.960	0	-100,00
ROMANIA	255	0	-100,00	9.917	0	-100,00
RUSSIA FEDERATION	1.343	0	-100,00	250.372	0	-100,00
-LONCENG, ARLOJI DAN BAGIANN	2.725.259	4.364.393	60,15	42.607.378	81.406.848	91,06
JAPAN	119.259	129.124	8,27	2.794.711	2.533.367	-9,35
HONG KONG	144.171	289.971	101,13	2.864.492	4.578.209	59,83
KOREA, REPUBLIC OF	13.719	27.452	100,10	121.726	201.409	65,46
TAIWAN	396.256	503.543	27,08	1.682.938	2.225.290	32,23
CHINA	21.511	38.917	80,92	294.968	380.233	28,91
MACAU	6.301	5.709	-9,40	83.499	58.872	-29,49
PAPUA NEW GUINEA	3.761	2.676	-28,85	12.102	26.738	120,94
THAILAND	18.627	83.110	346,18	714.605	1.901.087	166,03
SINGAPORE	231.012	379.082	64,10	9.274.951	8.224.472	-11,33
PHILIPPINES	97.509	129.034	32,33	1.521.034	3.405.928	123,92
MALAYSIA	62.153	107.937	73,66	2.043.487	2.240.189	9,63
MYANMAR (FORM. BURMA)	1.436	592	-58,77	5.962	5.295	-11,19
BRUNEI DARUSSALAM	0	10	--	0	32	--
VIET NAM	170.916	190.430	11,42	2.918.692	3.228.477	10,61
MALDIVES	0	9.537	--	0	62.520	--
INDIA	408.816	642.028	57,05	3.271.459	5.566.972	70,17
PAKISTAN	536	735	37,13	6.288	9.249	47,09
SRI LANKA	4.873	11.234	130,54	62.609	37.644	-39,87
SAUDI ARABIA	578	2.244	288,24	7.343	40.651	453,60
ISRAEL	0	4	--	0	625	--
KUWAIT	192	0	-100,00	5.071	0	-100,00
JORDAN	0	6.706	--	0	56.300	--
LEBANON	0	1.707	--	0	36.023	--
YEMEN	525	282	-46,29	3.150	335	-89,37
OMAN	22.295	7.364	-66,97	103.583	105.666	2,01
TURKEY	0	1	--	0	13	--
UNITED ARAB EMIRATES	4.277	4.301	0,56	254.844	77.143	-69,73
QATAR	0	244	--	0	918	--
BAHRAIN	474	15.030	3.070,89	2.673	37.179	1.290,91
EGYPT	0	59	--	0	3.560	--
MOROCCO	74.523	84.784	13,77	561.485	812.846	44,77
TUNISIA	45	219	386,67	1.242	5.484	341,55
SUDAN	0	6.176	--	0	85.832	--
ETHIOPIA	1	0	-100,00	16	0	-100,00
MADAGASCAR	5	0	-100,00	78	0	-100,00
KENYA	47	0	-100,00	883	0	-100,00
REUNION	416	0	-100,00	497	0	-100,00
MOZAMBIQUE	0	15.023	--	0	132.658	--
GUINEA	8	0	-100,00	50	0	-100,00
ANGOLA	0	32.880	--	0	234.060	--
CONGO	182	28	-84,62	43	92	113,95
CAMEROON	33.350	43.500	30,43	292.636	417.898	42,80
NIGERIA	19.111	3.741	-80,42	129.291	33.104	-74,40
GABON	0	1.370	--	0	14.330	--
COTE D'IVOIRE	42.120	122.419	190,64	418.672	1.150.994	174,92
SENEGAL	71.967	64.724	-10,06	416.701	463.151	11,15
BENIN	7.250	0	-100,00	63.608	0	-100,00

TABEL 5. PERKEMBANGAN EKSPOR INDONESIA MENURUT KOMODITI DAN NEGARA TUJUAN

JENIS BARANG	BERAT BERSIH (KG)		PERUB	NILAI FOB (US \$)		PERUB
	JAN-JUN 2007	JAN-JUN 2008	%	JAN-JUN 2007	JAN-JUN 2008	%
	(1)	(2)	(3)	(4)	(5)	(6)
BURKINA FASO	27.177	0	-100,00	330.117	0	-100,00
SOUTH AFRICA	33.521	25.706	-23,31	352.293	250.803	-28,81
ZAMBIA	0	653	--	0	11.725	--
MALAWI	0	200	--	0	3.278	--
MAURITIUS	4	0	-100,00	19	0	-100,00
AUSTRALIA	133.404	83.784	-37,20	1.772.898	1.429.959	-19,34
NEW ZEALAND	14.044	8.003	-43,01	170.732	190.082	11,33
FIJI	1	3.190	318.900,00	1	28.694	2.869.300,00
EAST TIMOR	48	1.677	3.393,75	6.299	1.188	-81,14
UNITED STATES	167.718	167.923	0,12	2.979.453	3.941.780	32,30
CANADA	3.330	3.563	7,00	151.849	141.998	-6,49
MEXICO	7.564	9.128	20,68	174.548	165.036	-5,45
HONDURAS	0	5	--	0	2.594	--
PANAMA	34	0	-100,00	400	0	-100,00
CUBA	59	656	1.011,86	1.530	38.357	2.406,99
CHILE	22.475	16.834	-25,10	412.663	263.478	-36,15
VENEZUELA	20	7	-65,00	428	31	-92,76
ARGENTINA	312	1.950	525,00	8.205	44.625	443,88
BRAZIL	1.149	9.351	713,84	10.198	988.763	9.595,66
COLOMBIA	3.178	1.476	-53,56	39.965	30.620	-23,38
BOLIVIA	0	100	--	0	412	--
URUGUAY	0	2	--	0	10	--
HAITI	1.035	0	-100,00	13.166	0	-100,00
UNITED KINGDOM	113.064	27.595	-75,59	1.688.770	885.868	-47,54
NETHERLANDS	261	937	259,00	17.156	82.679	381,92
FRANCE	21.179	846.742	3.898,03	778.372	27.598.316	3.445,65
GERMANY, FED. REP. OF	78.500	64.779	-17,48	2.033.007	2.683.370	31,99
AUSTRIA	681	275	-59,62	39.030	19.652	-49,65
BELGIUM	1.265	0	-100,00	133	0	-100,00
SWITZERLAND	284	8.363	2.844,72	23.590	58.422	147,66
DENMARK	8	83	937,50	5.200	4.417	-15,06
NORWAY	0	303	--	0	3.067	--
SWEDEN	622	2.326	273,95	19.328	78.745	307,41
FINLAND	88	0	-100,00	2.747	0	-100,00
IRELAND	0	6.845	--	0	823.208	--
ITALY	536	1.869	248,69	8.484	25.567	201,36
SPAIN	2.799	4.242	51,55	48.613	124.168	155,42
PORTUGAL	35.004	73.391	109,66	797.123	2.373.003	197,70
GREECE	0	146	--	0	784	--
DEMOCRATIC REPUBLIC OF THE C	317	0	-100,00	2.800	0	-100,00
HUNGARY	1.741	4.142	137,91	14.711	289.421	1.867,38
POLAND	0	18	--	0	502	--
ROMANIA	464	234	-49,57	9.180	6.846	-25,42
MOLDOVA, REPUBLIC OF	37.703	1.520	-95,97	322.166	26.310	-91,83
ESTONIA	0	1	--	0	6	--
GEORGIA	29.725	15.950	-46,34	348.184	155.664	-55,29
SLOVAKIA	58	626	979,31	5.024	90.131	1.694,01
CZECH REPUBLIC	7.611	5.870	-22,87	82.563	148.374	79,71
RUSSIA FEDERATION	54	1	-98,15	1.044	50	-95,21
-COKLAT OLAHAN	61.239.435	71.488.962	16,74	134.804.475	200.985.541	49,09
JAPAN	545.825	379.376	-30,49	1.575.190	1.343.590	-14,70
HONG KONG	131.041	79.366	-39,43	281.215	247.413	-12,02
KOREA, REPUBLIC OF	605.459	357.324	-40,98	1.171.578	774.565	-33,89
TAIWAN	71.170	100.106	40,66	154.733	216.261	39,76
CHINA	1.478.885	2.900.067	96,10	1.236.258	2.243.632	81,49
MONGOLIA	0	13.999	--	0	18.650	--
PAPUA NEW GUINEA	1.940	4.000	106,19	2.838	6.360	124,10
THAILAND	1.419.718	1.217.801	-14,22	2.321.719	2.438.361	5,02
SINGAPORE	1.036.498	756.535	-27,01	1.885.070	1.366.161	-27,53
PHILIPPINES	4.296.365	4.061.156	-5,47	3.381.684	3.775.842	11,66
MALAYSIA	5.831.924	4.891.326	-16,13	3.614.762	5.535.681	53,14
MYANMAR (FORM. BURMA)	7.000	5.000	-28,57	7.531	6.390	-15,15
CAMBODIA	48	0	-100,00	295	0	-100,00
BRUNEI DARUSSALAM	78.226	77.511	-0,91	195.102	245.112	25,63
VIET NAM	69.705	174.255	149,99	64.251	159.410	148,11
MALDIVES	15.235	14.783	-2,97	32.267	42.918	33,01
INDIA	544.079	675.361	24,13	630.818	951.822	50,89
PAKISTAN	342.759	309.043	-9,84	277.677	301.136	8,45
BANGLADESH	33.210	42.111	26,80	62.674	109.901	75,35
SRI LANKA	173.720	126.000	-27,47	186.723	97.774	-47,64
IRAN (ISLAMIC REPUBLIC OF)	32.751	338.999	935,08	42.505	286.525	574,10
SAUDI ARABIA	81.506	116.446	42,87	152.247	203.709	33,80
KUWAIT	80.464	106.961	32,93	129.071	255.963	98,31
JORDAN	186	3.799	1.942,47	577	12.435	2.055,11
YEMEN	42.562	111.326	161,56	61.250	205.149	234,94
OMAN	7.381	41.153	457,55	15.406	85.146	452,68
SYRIA ARAB REPUBLIC	28.000	0	-100,00	33.893	0	-100,00

TABEL 5. PERKEMBANGAN EKSPOR INDONESIA MENURUT KOMODITI DAN NEGARA TUJUAN

JENIS BARANG	BERAT BERSIH (KG)		PERUB	NILAI FOB (US \$)		PERUB
	JAN-JUN 2007	JAN-JUN 2008	%	JAN-JUN 2007	JAN-JUN 2008	%
	(1)	(2)	(3)	(4)	(5)	(6)
TURKEY	450.999	309.499	-31,37	333.769	281.236	-15,74
UNITED ARAB EMIRATES	1.335.375	1.675.456	25,47	4.663.180	7.218.407	54,80
QATAR	189	266	40,74	798	1.280	60,40
BAHRAIN	100.465	56.856	-43,41	226.192	143.330	-36,63
EGYPT	193.200	273.199	41,41	663.122	937.753	41,41
ALGERIA	12.789	14.505	13,42	17.017	29.908	75,75
SUDAN	194	140	-27,84	896	640	-28,57
NAMIBIA	0	3.823	--	0	8.405	--
MADAGASCAR	70.339	0	-100,00	63.790	0	-100,00
KENYA	142.967	185.064	29,45	334.704	447.394	33,67
GHANA	52.563	45.630	-13,19	59.668	70.980	18,96
GUINEA	0	24.367	--	0	58.800	--
ANGOLA	2.095	47.731	2.178,33	2.280	66.549	2.818,82
CAMEROON	15.210	28.613	88,12	22.815	51.198	124,40
NIGERIA	0	4.693	--	0	2.894	--
SIERRA LEONE	14.000	2.459	-82,44	10.640	7.700	-27,63
MAURITANIA	15.210	30.420	100,00	22.604	48.588	114,95
MALI	0	13.156	--	0	35.115	--
BENIN	1.044	2.250	115,52	750	1.665	122,00
GAMBIA	354	0	-100,00	663	0	-100,00
SEYCHELLES	3.853	0	-100,00	15.409	0	-100,00
SOUTH AFRICA	1.539.052	830.748	-46,02	3.387.796	994.389	-70,65
MAURITIUS	151.555	171.035	12,85	301.531	373.671	23,92
AUSTRALIA	4.767.925	4.479.698	-6,05	15.410.208	19.721.460	27,98
NEW ZEALAND	488.472	680.996	39,41	1.056.644	1.909.510	80,71
VANUATU	4.643	448	-90,35	14.119	678	-95,20
AMERICAN SAMOA	0	10.279	--	0	12.807	--
FIJI	20.540	42.111	105,02	54.736	90.421	65,19
KIRIBATI	0	43	--	0	94	--
SAMOA	0	7.265	--	0	14.824	--
SOLOMON ISLANDS	4.980	6.595	32,43	9.182	13.894	51,32
TONGA	4.113	14.060	241,84	9.986	26.701	167,38
EAST TIMOR	0	17.004	--	0	32.790	--
UNITED STATES	11.850.947	14.349.581	21,08	40.115.564	70.242.795	75,10
CANADA	600.000	0	-100,00	2.480.000	0	-100,00
MEXICO	788.000	846.000	7,36	511.180	749.673	46,66
CHILE	142.000	395.000	178,17	91.770	308.900	236,60
VENEZUELA	25.600	0	-100,00	14.080	0	-100,00
ARGENTINA	556.239	199.123	-64,20	320.850	159.548	-50,27
BRAZIL	1.872.520	1.855.856	-0,89	1.039.206	1.021.501	-1,70
COLOMBIA	100.000	920.000	820,00	50.220	444.400	784,91
URUGUAY	459.999	252.000	-45,22	187.800	150.120	-20,06
ECUADOR	0	200.000	--	0	114.600	--
PERU	80.000	0	-100,00	40.000	0	-100,00
COSTA RICA	0	20.000	--	0	9.000	--
UNITED KINGDOM	417.839	209.397	-49,89	828.484	153.327	-81,49
NETHERLANDS	3.260.305	4.200.360	28,83	12.846.100	21.127.592	64,47
FRANCE	4.150.300	6.070.812	46,27	17.559.101	33.411.142	90,28
GERMANY, FED. REP. OF	1.527.545	1.358.656	-11,06	3.416.778	3.955.458	15,77
BELGIUM	3.150.000	1.450.400	-53,96	8.499.725	3.985.451	-53,11
SWITZERLAND	2.975	24.179	712,74	97.588	221.968	127,45
DENMARK	100	0	-100,00	100	0	-100,00
ITALY	315	720	128,57	6	2.736	45.500,00
SPAIN	5.193.670	9.768.994	88,09	2.060.664	5.087.035	146,86
PORTUGAL	2.668	1.866	-30,06	4.000	3.900	-2,50
GREECE	63.000	52.265	-17,04	27.090	38.265	41,25
DEMOCRATIC REPUBLIC OF THE C	0	1.819	--	0	4.738	--
HUNGARY	59.807	60.998	1,99	54.988	48.087	-12,55
POLAND	17.000	0	-100,00	11.220	0	-100,00
BULGARIA	16.000	65.999	312,49	9.600	50.160	422,50
ARMENIA	35	0	-100,00	178	0	-100,00
UKRAINE	164.498	33.500	-79,64	109.974	21.726	-80,24
UZBEKISTAN	0	25.000	--	0	21.250	--
LITHUANIA	84.000	575.000	584,52	65.240	544.000	733,84
LATVIA	14.000	0	-100,00	10.780	0	-100,00
ESTONIA	0	1.558.000	--	0	2.800.954	--
GEORGIA	0	1.876	--	0	3.000	--
CROATIA	42.000	67.499	60,71	25.130	57.170	127,50
MALTA	13.250	0	-100,00	12.750	0	-100,00
RUSSIA FEDERATION	237.040	1.041.849	339,52	114.476	2.714.058	2.270,85
-GULA TETES	115.414.765	330.584.227	186,43	7.730.117	21.203.804	174,30
JAPAN	6.000.000	12.036.712	100,61	441.000	767.099	73,95
HONG KONG	297	129.600	43.536,36	1.897	68.580	3.515,18
KOREA, REPUBLIC OF	64.402.161	53.658.066	-16,68	3.846.643	3.599.432	-6,43
TAIWAN	28.553.376	96.760.033	238,87	2.134.595	5.438.469	154,78
PAPUA NEW GUINEA	3.084	9.989	223,90	7.070	18.486	161,47
SINGAPORE	14.394	9.328	-35,20	15.257	39.311	157,66

TABEL 5. PERKEMBANGAN EKSPOR INDONESIA MENURUT KOMODITI DAN NEGARA TUJUAN

JENIS BARANG	BERAT BERSIH (KG)		PERUB	NILAI FOB (US \$)		PERUB
	JAN-JUN 2007	JAN-JUN 2008	%	JAN-JUN 2007	JAN-JUN 2008	%
	(1)	(2)	(3)	(4)	(5)	(6)
MALAYSIA	129.311	36.964	-71,41	32.105	33.531	4,44
BRUNEI DARUSSALAM	241	0	-100,00	1.340	0	-100,00
VIET NAM	13.660.465	127.691.015	834,75	1.061.610	8.326.847	684,36
UNITED ARAB EMIRATES	0	10	--	0	13	--
KENYA	0	1.538	--	0	2.135	--
AUSTRALIA	1.406	0	-100,00	2.398	0	-100,00
VANUATU	0	4.690	--	0	5.483	--
UNITED STATES	30	428	1.326,67	172	1.155	571,51
SPAIN	2.650.000	40.245.854	1.418,71	186.030	2.903.263	1.460,64
-KERUPUK UDANG	3.359.332	4.204.172	25,15	5.580.150	6.853.203	22,81
JAPAN	76.718	94.636	23,36	130.865	160.551	22,68
HONG KONG	78.930	92.031	16,60	496.141	170.438	-65,65
KOREA, REPUBLIC OF	270.148	405.852	50,23	296.941	605.131	103,79
TAIWAN	52.298	66.380	26,93	22.033	16.629	-24,53
CHINA	0	2.400	--	0	2.880	--
SINGAPORE	68.082	115.028	68,96	111.563	183.993	64,92
MALAYSIA	120.651	195.502	62,04	77.559	110.736	42,78
BRUNEI DARUSSALAM	79	70	-11,39	313	53	-83,07
SAUDI ARABIA	88.318	129.843	47,02	104.102	137.504	32,09
UNITED ARAB EMIRATES	24.947	38.705	55,15	29.517	45.910	55,54
NAMIBIA	0	22.679	--	0	6.853	--
AUSTRALIA	96.228	103.692	7,76	181.872	173.908	-4,38
NEW ZEALAND	40.217	876	-97,82	59.649	4.126	-93,08
UNITED STATES	88.849	154.378	73,75	232.273	368.548	58,67
CANADA	3.995	4.000	0,13	8.646	7.720	-10,71
UNITED KINGDOM	355.643	534.948	50,42	526.006	749.591	42,51
NETHERLANDS	1.804.188	1.952.270	8,21	3.007.036	3.535.905	17,59
FRANCE	105.856	217.042	105,04	207.305	482.630	132,81
BELGIUM	59.065	56.383	-4,54	52.366	64.407	22,99
SPAIN	11.520	12.600	9,38	21.311	20.590	-3,38
ROMANIA	13.600	4.857	-64,29	14.652	5.100	-65,19
-BUAH/SAYURAN OLAHAN	202.637.685	262.876.285	29,73	125.061.380	199.916.962	59,86
JAPAN	7.841.230	9.264.183	18,15	7.139.840	9.164.929	28,36
HONG KONG	1.513.900	547.023	-63,87	1.760.601	748.514	-57,49
KOREA, REPUBLIC OF	3.350.525	3.695.364	10,29	1.950.986	3.753.961	92,41
TAIWAN	6.017.882	15.865.965	163,65	2.024.824	2.633.983	30,08
CHINA	5.816.970	3.049.607	-47,57	1.201.557	1.125.650	-6,32
PAPUA NEW GUINEA	53	0	-100,00	187	0	-100,00
THAILAND	33.417	116.114	247,47	46.045	205.431	346,15
SINGAPORE	44.453.013	30.121.928	-32,24	29.666.525	26.224.117	-11,60
PHILIPPINES	9.293.474	173.931	-98,13	3.401.559	336.881	-90,10
MALAYSIA	36.522.057	27.935.649	-23,51	6.131.674	5.025.097	-18,05
CAMBODIA	13.937	495	-96,45	1.076	980	-8,92
BRUNEI DARUSSALAM	85.093	120.666	41,80	148.741	155.191	4,34
NEPAL	97.628	954	-99,02	157.183	579	-99,63
VIET NAM	5.393.539	5.679.536	5,30	3.798.234	5.076.171	33,65
MALDIVES	24.626	21.856	-11,25	31.983	31.869	-0,36
INDIA	22.894.939	16.403.191	-28,35	15.217.327	13.498.451	-11,30
PAKISTAN	960.538	1.577.869	64,27	727.655	898.794	23,52
SRI LANKA	74.948	36.199	-51,70	54.288	45.348	-16,47
IRAN (ISLAMIC REPUBLIC OF)	195.876	259.705	32,59	66.952	267.950	300,21
SAUDI ARABIA	451.130	1.328.699	194,53	436.600	1.450.661	232,26
ISRAEL	0	1.128.716	--	0	1.351.363	--
KUWAIT	156.512	23.150	-85,21	102.157	30.327	-70,31
JORDAN	237.048	247.026	4,21	287.660	505.756	75,82
LEBANON	249.594	184.321	-26,15	899.240	816.987	-9,15
YEMEN	700	22.231	3.075,86	10.848	23.945	120,73
SYRIA ARAB REPUBLIC	136.034	174.374	28,18	418.301	925.743	121,31
TURKEY	337.725	463.620	37,28	239.766	562.148	134,46
UNITED ARAB EMIRATES	976.958	1.297.588	32,82	758.172	1.618.508	113,48
QATAR	25.158	26.668	6,00	14.592	40.573	178,05
BAHRAIN	72.692	109.257	50,30	44.497	158.881	257,06
CYPRUS	12.500	0	-100,00	9.375	0	-100,00
EGYPT	1.024.442	563.535	-44,99	550.301	503.717	-8,47
LIBYAN ARAB JAMAHIRIYA	0	71.280	--	0	49.872	--
MOROCCO	112.500	100.000	-11,11	76.063	150.250	97,53
TUNISIA	26.000	52.000	100,00	5.000	10.000	100,00
ALGERIA	96.530	50.000	-48,20	64.548	71.250	10,38
SUDAN	0	37.006	--	0	45.809	--
KENYA	12.500	0	-100,00	2.500	0	-100,00
ANGOLA	0	12.500	--	0	13.125	--
NIGERIA	0	12.500	--	0	13.750	--
SIERRA LEONE	17.730	0	-100,00	7.920	0	-100,00
SEYCHELLES	953	0	-100,00	422	0	-100,00
UGANDA	0	750	--	0	2.060	--
SOUTH AFRICA	522.929	1.807.814	245,71	323.559	1.704.692	426,86

TABEL 5. PERKEMBANGAN EKSPOR INDONESIA MENURUT KOMODITI DAN NEGARA TUJUAN

JENIS BARANG	BERAT BERSIH (KG)		PERUB	NILAI FOB (US \$)		PERUB
	JAN-JUN 2007	JAN-JUN 2008	%	JAN-JUN 2007	JAN-JUN 2008	%
	(1)	(2)	(3)	(4)	(5)	(6)
MAURITIUS	75.890	50.455	-33,52	53.890	60.094	11,51
AUSTRALIA	654.864	1.160.375	77,19	563.804	1.636.352	190,23
NEW ZEALAND	2.890.035	127.443	-95,59	504.838	158.302	-68,64
MICRONESIA, FEDERATED STATES	0	80	--	0	131	--
NEW CALEDONIA	21.488	15.000	-30,19	18.520	18.000	-2,81
VANUATU	868	1.933	122,70	2.542	2.244	-11,72
AMERICAN SAMOA	0	2.158	--	0	8.794	--
FIJI	1.333	2.089	56,71	2.317	3.221	39,02
KIRIBATI	0	817	--	0	1.760	--
SAMOA	0	2.271	--	0	5.206	--
SOLOMON ISLANDS	0	38.406	--	0	40.715	--
TONGA	0	641	--	0	1.248	--
EAST TIMOR	0	58.043	--	0	33.951	--
UNITED STATES	19.291.387	44.036.004	128,27	23.931.312	44.829.560	87,33
CANADA	206.665	260.113	25,86	626.312	793.942	26,76
MEXICO	143.185	599.819	318,91	162.040	420.715	159,64
PANAMA	0	49.630	--	0	50.372	--
CHILE	829.038	2.025.308	144,30	454.612	1.502.031	230,40
ARGENTINA	2.552.486	9.802.480	284,04	1.711.386	7.161.780	318,48
BRAZIL	646.500	364.900	-43,56	558.042	407.215	-27,03
URUGUAY	499.057	224.752	-54,96	309.280	232.203	-24,92
PARAGUAY	162.500	112.500	-30,77	74.688	132.500	77,40
PERU	179.500	376.595	109,80	54.356	263.208	384,23
JAMAICA	0	72.500	--	0	75.000	--
PUERTO RICO	0	149.328	--	0	137.406	--
COSTA RICA	0	92.540	--	0	96.696	--
DOMINICA	12.475	0	-100,00	7.610	0	-100,00
FRENCH POLYNESIA	40.000	0	-100,00	33.440	0	-100,00
UNITED KINGDOM	975.682	3.110.873	218,84	869.546	2.275.316	161,67
NETHERLANDS	2.473.205	13.227.679	434,84	2.010.147	7.445.196	270,38
FRANCE	930.624	2.788.131	199,60	801.447	2.501.399	212,11
GERMANY, FED. REP. OF	7.100.154	20.409.811	187,46	4.854.080	12.213.728	151,62
AUSTRIA	819.134	2.862.417	249,44	462.844	2.114.408	356,83
BELGIUM	707.634	3.888.986	449,58	622.502	3.640.498	484,82
SWITZERLAND	0	49.249	--	0	39.098	--
DENMARK	182.550	627.971	244,00	84.248	579.424	587,76
NORWAY	114.834	514.142	347,73	106.624	669.032	527,47
SWEDEN	282.568	968.558	242,77	211.437	759.831	259,37
FINLAND	903.324	3.773.677	317,75	444.185	3.002.608	575,98
IRELAND	73.000	12.500	-82,88	30.055	11.875	-60,49
ITALY	853.142	4.356.159	410,60	558.825	3.720.213	565,72
SPAIN	2.969.435	17.281.555	481,98	2.541.485	17.802.463	600,47
PORTUGAL	163.050	406.520	149,32	108.581	567.964	423,08
GREECE	288.520	1.406.268	387,41	115.333	1.027.714	791,08
HUNGARY	87.425	13.000	-85,13	52.079	20.540	-60,56
POLAND	1.554.750	719.377	-53,73	1.102.063	781.111	-29,12
ROMANIA	0	680.177	--	0	478.119	--
BULGARIA	50.000	0	-100,00	20.250	0	-100,00
YUGOSLAVIA	70.404	185.866	164,00	35.250	115.380	227,32
ARMENIA	12.500	0	-100,00	10.125	0	-100,00
BELARUS	0	92.040	--	0	68.640	--
KAZAKHSTAN	142.000	25.000	-82,39	113.225	28.000	-75,27
UKRAINE	391.029	1.059.681	171,00	226.617	844.478	272,65
UZBEKISTAN	12.500	0	-100,00	7.625	0	-100,00
LITHUANIA	71.876	68.155	-5,18	48.313	70.232	45,37
LATVIA	379.850	0	-100,00	266.023	0	-100,00
ESTONIA	0	128.720	--	0	46.305	--
GEORGIA	13.850	139.000	903,61	3.461	81.250	2.247,59
CROATIA	45.000	33.955	-24,54	31.725	41.809	31,79
BOSNIA AND HERZEGOVINA	33.000	44.500	34,85	17.200	60.830	253,66
SLOVAKIA	25.000	0	-100,00	20.000	0	-100,00
SLOVENIA	331.320	180.850	-45,42	231.404	118.060	-48,98
CZECH REPUBLIC	42.642	24.494	-42,56	30.428	35.884	17,93
RUSSIA FEDERATION	3.277.132	1.587.524	-51,56	2.176.506	1.439.598	-33,86
-MINUMAN OLAHAN	35.639.931	49.204.883	38,06	19.522.674	34.208.754	75,23
JAPAN	13.587.516	9.757.403	-28,19	6.460.324	4.724.165	-26,87
HONG KONG	779.832	1.674.608	114,74	1.084.590	1.731.112	59,61
KOREA, REPUBLIC OF	26.556	28.927	8,93	38.766	42.323	9,18
TAIWAN	517.679	1.035.503	100,03	371.115	848.969	128,76
CHINA	1.877	56.117	2.889,72	1.158	44.689	3.759,15
MONGOLIA	16.981	28.165	65,86	9.774	21.256	117,47
PAPUA NEW GUINEA	229.841	277.893	20,91	1.816.694	2.848.030	56,77
THAILAND	791.410	1.504.626	90,12	473.279	1.012.396	113,91
SINGAPORE	11.275.387	13.661.701	21,16	4.034.866	6.099.751	51,18
PHILIPPINES	899.355	1.186.882	31,97	527.783	731.002	38,50
MALAYSIA	1.338.774	2.461.538	83,87	1.255.915	4.356.818	246,90
CAMBODIA	0	194.872	--	0	263.795	--

TABEL 5. PERKEMBANGAN EKSPOR INDONESIA MENURUT KOMODITI DAN NEGARA TUJUAN

JENIS BARANG	BERAT BERSIH (KG)		PERUB	NILAI FOB (US \$)		PERUB
	JAN-JUN 2007	JAN-JUN 2008	%	JAN-JUN 2007	JAN-JUN 2008	%
	(1)	(2)	(3)	(4)	(5)	(6)
BRUNEI DARUSSALAM	722.972	872.265	20,65	418.526	723.048	72,76
VIET NAM	670.573	1.067.124	59,14	507.794	1.993.181	292,52
MALDIVES	179.595	171.670	-4,41	137.189	154.910	12,92
INDIA	17.932	5.191	-71,05	11.250	10.867	-3,40
PAKISTAN	0	5.196	--	0	3.000	--
BANGLADESH	1.801	6.570	264,80	910	3.589	294,40
SRI LANKA	0	37.600	--	0	32.953	--
SAUDI ARABIA	133.786	281.465	110,38	70.400	86.557	22,95
JORDAN	0	22.162	--	0	58.567	--
LEBANON	24.588	0	-100,00	78.790	0	-100,00
YEMEN	68	14.780	21.635,29	102	3.695	3.522,55
OMAN	511.717	91.378	-82,14	334.953	59.813	-82,14
UNITED ARAB EMIRATES	667.949	3.985.072	496,61	654.714	2.948.018	350,28
QATAR	20.324	28.208	38,79	13.911	136.253	879,46
BAHRAIN	36.552	0	-100,00	23.926	0	-100,00
EGYPT	0	117.085	--	0	53.577	--
LIBYAN ARAB JAMAHIRIYA	2.460	16.735	580,28	42.218	90.448	114,24
TOGO	12	35.864	298.766,67	12	27.000	224.900,00
GHANA	17.664	35.328	100,00	13.455	28.750	113,68
SIERRA LEONE	35.328	17.664	-50,00	26.910	13.800	-48,72
COTE D'IVOIRE	0	5.570	--	0	3.220	--
SENEGAL	14.410	0	-100,00	7.281	0	-100,00
BENIN	51.987	68.477	31,72	35.908	50.550	40,78
GAMBIA	1.611	1.796	11,48	3.014	3.403	12,91
UGANDA	419	68	-83,77	255	215	-15,69
CENTRAL AFRICAN REPUBLIC	2.653	0	-100,00	6.878	0	-100,00
SOUTH AFRICA	17.932	35.866	100,01	9.563	27.004	182,38
COMOROS	4.544	0	-100,00	800	0	-100,00
MAURITIUS	0	110	--	0	709	--
AUSTRALIA	2.063.305	4.283.282	107,59	329.306	3.114.008	845,63
NEW ZEALAND	4.711	4.393	-6,75	13.706	14.793	7,93
MICRONESIA, FEDERATED STATES	5.127	0	-100,00	10.767	0	-100,00
GUAM	9.692	9.568	-1,28	9.540	10.800	13,21
NORTHERN MARIANA ISLANDS	163	0	-100,00	360	0	-100,00
VANUATU	186.779	97.480	-47,81	53.864	21.603	-59,89
AMERICAN SAMOA	77.723	66.766	-14,10	10.946	27.174	148,26
FIJI	27.146	357	-98,68	8.951	500	-94,41
MARSHALL ISLANDS	0	17.957	--	0	2.085	--
SAMOA	0	3.041	--	0	4.235	--
SOLOMON ISLANDS	356.483	187.718	-47,34	92.247	39.730	-56,93
TONGA	8.484	84.738	898,80	12.851	55.174	329,34
EAST TIMOR	6.603	4.024.022	60.842,33	1.860	753.516	40.411,61
UNITED STATES	75.922	84.076	10,74	100.038	30.034	-69,98
CANADA	19.709	3.065	-84,45	37.050	9.695	-73,83
SURINAME	18.127	0	-100,00	8.980	0	-100,00
DOMINICAN REPUBLIC	9.550	0	-100,00	10.200	0	-100,00
CAPE VERDE	15.293	0	-100,00	8.424	0	-100,00
DOMINICA	2.171	0	-100,00	2.194	0	-100,00
UNITED KINGDOM	9.632	9.564	-0,71	9.123	10.020	9,83
NETHERLANDS	107.307	245.980	129,23	129.775	494.266	280,86
FRANCE	300	0	-100,00	15	0	-100,00
GERMANY, FED. REP. OF	512	1.197	133,79	620	35.379	5.606,29
NORWAY	0	11.520	--	0	11.952	--
SWEDEN	0	1.119.250	--	0	314.873	--
IRELAND	93	175	88,17	65	91	40,00
ITALY	26	0	-100,00	5	0	-100,00
SPAIN	26.988	0	-100,00	155.664	0	-100,00
PORTUGAL	0	159.255	--	0	21.393	--
GREECE	6.000	0	-100,00	43.100	0	-100,00
-ROKOK DAN TEMBAKAU OLAHAN	38.193.993	43.585.665	14,12	186.433.000	216.937.260	16,36
JAPAN	173.674	91.913	-47,08	2.424.209	1.026.997	-57,64
HONG KONG	9.386	7.866	-16,19	132.696	46.579	-64,90
KOREA, DEMOCRATIC PEOPLE'S RE	48	0	-100,00	246	0	-100,00
KOREA, REPUBLIC OF	6.009	1.629	-72,89	35.968	13.422	-62,68
TAIWAN	9.049	5.552	-38,65	49.236	39.099	-20,59
CHINA	1.349	29.348	2.075,54	7.110	226.264	3.082,33
MACAU	37.872	47.000	24,10	165.648	211.910	27,93
THAILAND	3.037.085	4.251.771	40,00	11.114.202	17.448.135	56,99
SINGAPORE	2.741.712	5.893.260	114,95	33.874.813	51.490.934	52,00
PHILIPPINES	1.129.097	490.498	-56,56	4.812.801	3.098.951	-35,61
MALAYSIA	5.395.821	5.285.301	-2,05	34.232.811	38.370.886	12,09
CAMBODIA	11.736.550	13.571.810	15,64	42.837.080	54.867.766	28,08
BRUNEI DARUSSALAM	17.634	45.392	157,41	133.407	416.515	212,21
LAO PEOPLE'S DEMOCRATIC REPU	77	169	119,48	290	1.212	317,93
VIET NAM	1.478.163	1.066.816	-27,83	7.829.174	8.147.530	4,07
INDIA	0	3.230	--	0	4.905	--
PAKISTAN	173.659	715	-99,59	711.719	3.386	-99,52

TABEL 5. PERKEMBANGAN EKSPOR INDONESIA MENURUT KOMODITI DAN NEGARA TUJUAN

JENIS BARANG	BERAT BERSIH (KG)		PERUB	NILAI FOB (US \$)		PERUB
	JAN-JUN 2007	JAN-JUN 2008	%	JAN-JUN 2007	JAN-JUN 2008	%
	(1)	(2)	(3)	(4)	(5)	(6)
SRI LANKA	44.038	18.814	-57,28	735.047	258.502	-64,83
IRAN (ISLAMIC REPUBLIC OF)	0	11.034	--	0	119.127	--
SAUDI ARABIA	53.383	89.242	67,17	849.852	1.034.322	21,71
JORDAN	273.796	143.785	-47,48	1.037.835	568.047	-45,27
LEBANON	38.304	18.985	-50,44	143.640	74.940	-47,83
SYRIA ARAB REPUBLIC	0	742	--	0	5.712	--
TURKEY	1.555.557	944.040	-39,31	6.141.150	3.777.600	-38,49
UNITED ARAB EMIRATES	132.710	362.839	173,41	988.427	1.537.487	55,55
QATAR	1.742	2.576	47,88	17.704	24.277	37,13
BAHRAIN	0	946	--	0	18.852	--
CYPRUS	68	2.111	3.004,41	1.540	38.640	2.409,09
EGYPT	127.928	287.999	125,13	186.962	487.000	160,48
TUNISIA	52.115	19.805	-62,00	85.570	41.789	-51,16
KENYA	0	134.318	--	0	384.358	--
NIGERIA	0	11	--	0	60	--
SOUTH AFRICA	40.319	325	-99,19	32.291	3.825	-88,15
AUSTRALIA	1.601.837	457.488	-71,44	5.312.923	1.951.516	-63,27
EAST TIMOR	0	101.914	--	0	1.309.669	--
UNITED STATES	2.139.116	3.335.198	55,91	7.072.087	9.162.785	29,56
CANADA	36.896	1.299	-96,48	183.450	23.290	-87,30
MEXICO	0	89	--	0	487	--
HONDURAS	26.515	0	-100,00	48.150	0	-100,00
NICARAGUA	72.202	18.021	-75,04	187.066	57.561	-69,23
PANAMA	9.022	7.175	-20,47	106.150	24.600	-76,83
SURINAME	920	0	-100,00	5.008	0	-100,00
ARGENTINA	67	0	-100,00	2.502	0	-100,00
BRAZIL	108.072	51.529	-52,32	539.680	311.946	-42,20
COLOMBIA	0	960	--	0	14.573	--
BOLIVIA	5.010	4.513	-9,92	56.400	47.585	-15,63
PARAGUAY	114.094	301.093	163,90	1.118.140	2.037.584	82,23
PERU	0	746	--	0	5.850	--
PUERTO RICO	540.021	288.000	-46,67	793.838	371.736	-53,17
DOMINICAN REPUBLIC	176.008	0	-100,00	2.917.916	0	-100,00
ARUBA	0	143	--	0	605	--
NETHERLANDS ANTILLES	0	96	--	0	403	--
NORFOLK ISLANDS	0	118.800	--	0	5.940	--
UNITED KINGDOM	362	54.043	14.829,01	5.363	153.913	2.769,90
NETHERLANDS	749.926	327.017	-56,39	3.595.894	2.278.263	-36,64
FRANCE	36.143	335.819	829,14	36.655	270.182	637,09
GERMANY, FED. REP. OF	1.181.466	547.139	-53,69	5.050.349	2.102.087	-58,38
AUSTRIA	495	2.612	427,68	7.875	25.090	218,60
BELGIUM	1.166.800	2.059.141	76,48	4.210.370	6.965.681	65,44
SWITZERLAND	40.070	70.275	75,38	68.788	150.479	118,76
DENMARK	65.939	263.629	299,81	1.025.351	1.572.639	53,38
NORWAY	118.928	59	-99,95	350.844	2.267	-99,35
SWEDEN	0	52.094	--	0	369.973	--
ITALY	8.000	791.099	9.788,74	29.200	2.213.098	7.479,10
SPAIN	142.014	37.987	-73,25	2.014.042	248.230	-87,68
PORTUGAL	43.200	0	-100,00	184.086	0	-100,00
GREECE	0	87	--	0	619	--
HUNGARY	682	924	35,48	10.879	14.924	37,18
POLAND	210.564	21.155	-89,95	1.026.108	34.898	-96,60
ROMANIA	19.800	1.386	-93,00	98.208	22.680	-76,91
KAZAKHSTAN	19.800	0	-100,00	9.900	0	-100,00
UKRAINE	76.299	53.552	-29,81	62.900	58.371	-7,20
LITHUANIA	75	140.000	186.566,67	1.992	56.000	2.711,24
CZECH REPUBLIC	1.173	1.676	42,88	19.079	17.878	-6,29
RUSSIA FEDERATION	1.215.332	1.309.065	7,71	1.700.379	1.264.829	-25,61
-DAGING TERNAK	2.176.207	2.409.900	10,74	8.490.347	10.206.434	20,21
JAPAN	3.440	35.122	920,99	29.964	118.064	294,02
HONG KONG	98.950	109.926	11,09	146.920	264.776	80,22
KOREA, REPUBLIC OF	17.149	28.897	68,51	106.356	180.990	70,17
TAIWAN	0	1.000	--	0	2.000	--
SINGAPORE	16.206	13.570	-16,27	41.390	24.934	-39,76
MALAYSIA	13.675	32.520	137,81	17.155	22.501	31,16
AUSTRALIA	0	10	--	0	14	--
UNITED STATES	5	0	-100,00	11	0	-100,00
CANADA	17.868	21.648	21,16	88.131	109.498	24,24
NETHERLANDS	490.561	496.234	1,16	2.001.210	2.187.667	9,32
FRANCE	449.656	307.209	-31,68	1.992.601	1.410.212	-29,23
BELGIUM	1.019.876	1.291.048	26,59	3.858.573	5.556.908	44,01
SWITZERLAND	34.671	33.352	-3,80	141.244	153.567	8,72
SPAIN	14.150	31.624	123,49	66.792	134.971	102,08
CROATIA	0	7.740	--	0	40.332	--
-DAGING UNGGAS	28	80.000	285.614,29	16.400	85.500	421,34
VIET NAM	0	80.000	--	0	85.500	--

TABEL 5. PERKEMBANGAN EKSPOR INDONESIA MENURUT KOMODITI DAN NEGARA TUJUAN

JENIS BARANG	BERAT BERSIH (KG)		PERUB	NILAI FOB (US \$)		PERUB	
	JAN-JUN 2007	JAN-JUN 2008	%	JAN-JUN 2007	JAN-JUN 2008	%	
	(1)	(2)	(3)	(4)	(5)	(6)	(7)
CANADA		28	0	-100,00	16.400	0	-100,00
-IKAN OLAHAN	85.413.448	98.599.017	15,44	283.187.545	381.938.106	34,87	
JAPAN	18.438.378	16.035.787	-13,03	55.670.571	63.906.126	14,79	
HONG KONG	983.024	1.021.518	3,92	5.146.947	5.810.163	12,89	
KOREA, REPUBLIC OF	1.655.088	4.212.158	154,50	2.050.146	9.158.238	346,71	
TAIWAN	1.357.376	2.134.004	57,22	1.673.896	3.468.873	107,23	
CHINA	1.554.472	573.184	-63,13	1.353.394	369.325	-72,71	
THAILAND	3.263.853	3.208.625	-1,69	1.254.471	2.807.425	123,79	
SINGAPORE	4.101.621	4.312.386	5,14	6.518.243	7.990.263	22,58	
PHILIPPINES	41.711	74.137	77,74	85.234	111.306	30,59	
MALAYSIA	3.086.873	3.388.748	9,78	3.715.316	6.532.180	75,82	
CAMBODIA	12.943	60.011	363,66	4.175	18.037	332,02	
BRUNEI DARUSSALAM	2.946	3.990	35,44	2.600	4.800	84,62	
VIET NAM	354.841	596.440	68,09	736.543	2.082.162	182,69	
MALDIVES	1.081	2.215	104,90	1.729	4.617	167,03	
BANGLADESH	360.000	0	-100,00	122.670	0	-100,00	
SRI LANKA	2.591.203	2.576.195	-0,58	1.853.923	2.247.979	21,26	
SAUDI ARABIA	1.957.477	2.200.101	12,39	6.935.647	8.353.884	20,45	
ISRAEL	0	214.817	--	0	437.881	--	
KUWAIT	46.799	100	-99,79	75.004	1.330	-98,23	
JORDAN	1.234.840	660.234	-46,53	3.368.540	2.223.101	-34,00	
LEBANON	20.919	52.223	149,64	94.343	231.719	145,61	
YEMEN	20.000	674.030	3.270,15	84.200	1.837.286	2.082,05	
OMAN	42.984	50.000	16,32	52.830	48.000	-9,14	
SYRIA ARAB REPUBLIC	0	57.000	--	0	113.733	--	
TURKEY	0	6.808	--	0	42.408	--	
UNITED ARAB EMIRATES	80.534	137.700	70,98	382.081	411.050	7,58	
QATAR	1.000	1.090	9,00	8.546	3.052	-64,29	
CYPRUS	4.006	7.222	80,28	11.000	19.941	81,28	
EGYPT	159.142	0	-100,00	324.399	0	-100,00	
LIBYAN ARAB JAMAHIRIYA	2.047.578	1.519.466	-25,79	5.163.005	4.987.277	-3,40	
MOROCCO	45.583	56.266	23,44	60.500	100.479	66,08	
TUNISIA	0	59.783	--	0	184.132	--	
ALGERIA	24.080	52.000	115,95	31.304	158.150	405,21	
SUDAN	0	19.000	--	0	39.786	--	
NAMIBIA	66.750	115.677	73,30	206.943	145.553	-29,67	
TANZANIA, UNITED REPUBLIC OF	0	33.350	--	0	33.500	--	
MADAGASCAR	15.500	31.000	100,00	14.000	49.800	255,71	
REUNION	45.446	79.333	74,57	247.396	315.796	27,65	
EQUATORIAL GUINEA	31.000	77.500	150,00	30.900	124.500	302,91	
TOGO	46.500	140.310	201,74	48.160	208.660	333,26	
GHANA	2.361.162	1.520.880	-35,59	2.362.255	1.811.720	-23,31	
LIBERIA	46.989	85.000	80,89	42.651	164.480	285,64	
ANGOLA	15.499	327.356	2.012,11	14.993	469.422	3.030,94	
CONGO	119.940	64.500	-46,22	116.200	118.400	1,89	
CAMEROON	351.292	388.045	10,46	365.180	628.285	72,05	
NIGERIA	15.500	220.498	1.322,57	17.200	400.754	2.229,97	
SIERRA LEONE	0	77.500	--	0	114.400	--	
GABON	103.264	134.234	29,99	99.437	177.861	78,87	
COTE D'IVOIRE	75.872	223.724	194,87	99.372	409.424	312,01	
SENEGAL	16.450	15.042	-8,56	16.354	31.130	90,35	
MAURITANIA	0	18.000	--	0	40.320	--	
BENIN	62.000	434.000	600,00	57.274	454.960	694,36	
SOUTH AFRICA	210.801	300.206	42,41	395.373	591.947	49,72	
ZIMBABWE	0	31.000	--	0	49.200	--	
MALAWI	0	30.998	--	0	34.674	--	
COMOROS	0	35.500	--	0	95.000	--	
MAURITIUS	120.664	105.550	-12,53	167.798	148.250	-11,65	
AUSTRALIA	908.798	959.491	5,58	3.499.074	3.973.223	13,55	
NEW ZEALAND	111.885	24.293	-78,29	323.592	96.180	-70,28	
GUAM	26.000	0	-100,00	20.800	0	-100,00	
BRITISH INDIAN OCEAN TERRITORY	0	19.000	--	0	40.104	--	
FIJI	111.999	0	-100,00	115.191	0	-100,00	
SAMOA	0	109.752	--	0	120.200	--	
EAST TIMOR	20.000	445.282	2.126,41	71.263	492.299	590,82	
UNITED STATES	25.454.034	31.927.082	25,43	140.376.850	187.670.288	33,69	
CANADA	1.104.152	910.716	-17,52	4.150.937	4.194.860	1,06	
MEXICO	184.261	432.460	134,70	540.709	1.376.826	154,63	
PANAMA	14.378	0	-100,00	67.375	0	-100,00	
SURINAME	16.194	0	-100,00	13.514	0	-100,00	
CHILE	10.713	0	-100,00	6.113	0	-100,00	
BOLIVIA	17.396	0	-100,00	59.857	0	-100,00	
BAHAMAS	33.930	0	-100,00	116.604	0	-100,00	
PUERTO RICO	263.502	273.266	3,71	1.125.994	1.467.421	30,32	
DOMINICAN REPUBLIC	5.356	69.198	1.191,97	21.177	150.190	609,21	
EL SALVADOR	0	30.999	--	0	38.200	--	
DOMINICA	3.262	0	-100,00	3.298	0	-100,00	

TABEL 5. PERKEMBANGAN EKSPOR INDONESIA MENURUT KOMODITI DAN NEGARA TUJUAN

JENIS BARANG	BERAT BERSIH (KG)		PERUB	NILAI FOB (US \$)		PERUB
	JAN-JUN 2007	JAN-JUN 2008	%	JAN-JUN 2007	JAN-JUN 2008	%
	(1)	(2)	(3)	(4)	(5)	(6)
MARTINIQUE	95.421	0	-100,00	285.090	0	-100,00
NETHERLANDS ANTILLES	0	7.982	--	0	33.183	--
UNITED KINGDOM	1.212.047	1.729.599	42,70	5.691.030	8.144.846	43,12
NETHERLANDS	757.748	3.098.612	308,92	2.878.259	12.847.957	346,38
FRANCE	731.953	760.219	3,86	1.045.924	1.743.853	66,73
GERMANY, FED. REP. OF	3.616.531	4.782.667	32,24	7.955.813	13.331.280	67,57
AUSTRIA	15.857	16.368	3,22	34.360	27.020	-21,36
BELGIUM	1.878.288	1.777.022	-5,39	9.191.910	8.513.101	-7,38
SWITZERLAND	0	28	--	0	64	--
DENMARK	224.422	56.662	-74,75	1.006.783	240.399	-76,12
SWEDEN	79.043	128.471	62,53	462.307	327.345	-29,19
FINLAND	17.660	0	-100,00	45.303	0	-100,00
IRELAND	0	216.018	--	0	1.557.985	--
ITALY	193.755	329.336	69,98	397.363	803.391	102,18
SPAIN	317.229	185.525	-41,52	1.167.848	767.409	-34,29
PORTUGAL	0	24.622	--	0	9.410	--
GREECE	15.348	45.921	199,20	37.896	180.737	376,93
DEMOCRATIC REPUBLIC OF THE C	187.659	532.054	183,52	184.184	785.464	326,46
POLAND	0	53.779	--	0	149.622	--
BULGARIA	193.431	237.459	22,76	412.284	620.153	50,42
UKRAINE	50.727	47.922	-5,53	106.173	79.866	-24,78
LITHUANIA	10.317	0	-100,00	78.535	0	-100,00
CROATIA	20.000	129.922	549,61	62.150	389.566	526,82
SLOVAKIA	0	22.499	--	0	11.725	--
SLOVENIA	16.317	155.944	855,71	22.802	401.620	1.661,34
RUSSIA FEDERATION	298.854	602.406	101,57	526.440	1.029.580	95,57
-BERAS GILING	131.346	260.671	98,46	72.684	206.753	184,45
JAPAN	33.844	348	-98,97	9.625	357	-96,29
HONG KONG	137	16.173	11.705,11	236	34.210	14.395,76
TAIWAN	0	43.200	--	0	37.368	--
SINGAPORE	45.500	92.500	103,30	37.902	69.154	82,45
MALAYSIA	51.544	107.720	108,99	24.818	64.950	161,71
SAUDI ARABIA	0	730	--	0	714	--
SUDAN	312	0	-100,00	98	0	-100,00
FRANCE	9	0	-100,00	5	0	-100,00
-KOPI OLAHAN	34.227	57.820	68,93	78.563	178.067	126,66
JAPAN	34	1	-97,06	173	2	-98,84
HONG KONG	2.375	0	-100,00	2.500	0	-100,00
KOREA, REPUBLIC OF	3.525	0	-100,00	12.419	0	-100,00
TAIWAN	0	18.000	--	0	55.375	--
CHINA	10.430	0	-100,00	31.757	0	-100,00
SINGAPORE	15.025	9	-99,94	22.515	80	-99,64
PHILIPPINES	1.440	0	-100,00	7.500	0	-100,00
MALAYSIA	0	15.000	--	0	43.635	--
LEBANON	0	8.310	--	0	22.050	--
UNITED STATES	1.398	0	-100,00	1.699	0	-100,00
BELGIUM	0	16.500	--	0	56.925	--
-TEH OLAHAN	18.887.701	7.233.891	-61,70	34.050.764	17.530.593	-48,52
JAPAN	346.354	110.720	-68,03	666.929	234.608	-64,82
HONG KONG	1.149	770	-32,99	14.195	4.819	-66,05
KOREA, REPUBLIC OF	5.139	3.687	-28,25	12.318	9.705	-21,21
TAIWAN	271.211	337.583	24,47	661.032	697.599	5,53
CHINA	48.253	108.141	124,11	35.233	106.914	203,45
MONGOLIA	13.557	8.760	-35,38	71.410	47.181	-33,93
THAILAND	21.027	87.256	314,97	111.132	355.921	220,27
SINGAPORE	272.403	188.068	-30,96	771.073	770.460	-0,08
PHILIPPINES	23.665	149.051	529,84	203.124	662.566	226,19
MALAYSIA	2.116.767	949.014	-55,17	3.839.541	2.486.880	-35,23
CAMBODIA	7.347	4.468	-39,19	36.943	21.540	-41,69
BRUNEI DARUSSALAM	534	5.213	876,22	2.369	2.776	17,18
VIET NAM	198.060	214.401	8,25	912.846	942.674	3,27
INDIA	659.410	204.000	-69,06	989.139	178.200	-81,98
PAKISTAN	1.829.051	553.917	-69,72	2.934.699	944.916	-67,80
SRI LANKA	257.829	110.808	-57,02	426.706	188.719	-55,77
AFGHANISTAN	251.027	193.017	-23,11	315.808	280.756	-11,10
IRAN (ISLAMIC REPUBLIC OF)	43.520	100.140	130,10	70.478	176.777	150,83
SAUDI ARABIA	37.476	86.378	130,49	127.543	235.153	84,37
YEMEN	0	50.400	--	0	62.359	--
TURKEY	77.278	0	-100,00	117.813	0	-100,00
UNITED ARAB EMIRATES	458.361	244.300	-46,70	694.937	292.672	-57,89
EGYPT	66.300	82.660	24,68	91.522	130.064	42,11
KENYA	0	1	--	0	2	--
BENIN	432	0	-100,00	250	0	-100,00
AUSTRALIA	1.193.620	1.140.184	-4,48	4.628.040	4.863.932	5,10
NEW ZEALAND	265.617	274.053	3,18	868.097	1.015.277	16,95

TABEL 5. PERKEMBANGAN EKSPOR INDONESIA MENURUT KOMODITI DAN NEGARA TUJUAN

JENIS BARANG	BERAT BERSIH (KG)		PERUB	NILAI FOB (US \$)		PERUB
	JAN-JUN 2007	JAN-JUN 2008	%	JAN-JUN 2007	JAN-JUN 2008	%
(1)	(2)	(3)	(4)	(5)	(6)	(7)
FIJI	33.000	0	-100,00	49.170	0	-100,00
SAMOA	0	539	--	0	3.510	--
SOLOMON ISLANDS	2.956	2.428	-17,86	3.177	8.085	154,49
EAST TIMOR	0	9.769	--	0	16.241	--
UNITED STATES	2.031.202	787.022	-61,25	2.831.409	930.770	-67,13
CANADA	232.320	184.800	-20,45	292.880	177.691	-39,33
SURINAME	11.369	423	-96,28	79.011	1.656	-97,90
CHILE	133.360	0	-100,00	221.660	0	-100,00
BRAZIL	0	536	--	0	7.203	--
PUERTO RICO	540	540	0,00	891	913	2,47
UNITED KINGDOM	2.924.557	233.693	-92,01	4.306.718	356.276	-91,73
NETHERLANDS	1.568.331	81.570	-94,80	2.393.725	113.755	-95,25
GERMANY, FED. REP. OF	363.339	143.833	-60,41	494.077	174.884	-64,60
SWEDEN	0	181	--	0	92	--
FINLAND	761.632	0	-100,00	1.189.963	0	-100,00
ITALY	595	0	-100,00	1.398	0	-100,00
POLAND	500.432	132.847	-73,45	860.218	446.573	-48,09
KYRGYZSTAN	24.480	24.480	0,00	37.050	34.272	-7,50
UKRAINE	169.340	60.000	-64,57	185.731	86.940	-53,19
UZBEKISTAN	54.272	0	-100,00	89.006	0	-100,00
RUSSIA FEDERATION	1.610.589	364.240	-77,38	2.411.503	459.262	-80,96
-GULA PASIR	152.630	299.925	96,50	182.617	283.888	55,46
JAPAN	813	31.746	3.804,80	6.372	41.228	547,02
HONG KONG	8.437	7.656	-9,26	13.951	14.708	5,43
KOREA, REPUBLIC OF	1.933	0	-100,00	5.380	0	-100,00
TAIWAN	0	16	--	0	46	--
SINGAPORE	12.665	2.053	-83,79	11.376	2.795	-75,43
MALAYSIA	25.100	128.744	412,92	18.186	30.240	66,28
SAUDI ARABIA	0	1.500	--	0	892	--
JORDAN	0	1.427	--	0	3.012	--
AUSTRALIA	8.303	16.322	96,58	16.920	87.119	414,89
TONGA	508	45	-91,14	786	36	-95,42
UNITED STATES	8.840	7.919	-10,42	37.927	21.554	-43,17
CANADA	73.791	98.978	34,13	44.791	77.753	73,59
NETHERLANDS	12.240	3.519	-71,25	26.928	4.505	-83,27
-GULA LAINNYA	3.572.539	5.711.622	59,88	2.276.808	3.777.898	65,93
JAPAN	4.259	1.922	-54,87	4.355	2.791	-35,91
HONG KONG	145.285	45.046	-68,99	107.711	56.024	-47,99
KOREA, REPUBLIC OF	880	58.760	6.577,27	528	42.093	7.872,16
CHINA	18.500	815.680	4.309,08	8.553	457.627	5.250,49
PAPUA NEW GUINEA	114	17.557	15.300,88	403	17.449	4.229,78
THAILAND	344.082	330.556	-3,93	155.566	180.864	16,26
SINGAPORE	510.319	780.701	52,98	328.410	633.882	93,02
PHILIPPINES	129.653	29	-99,98	59.862	2.534	-95,77
MALAYSIA	452.700	230.876	-49,00	239.062	252.845	5,77
CAMBODIA	413	0	-100,00	750	0	-100,00
BRUNEI DARUSSALAM	0	4.091	--	0	11.025	--
VIET NAM	66.676	1.690.961	2.436,09	35.497	962.754	2.612,21
MALDIVES	18.624	44.037	136,45	8.227	14.596	77,42
INDIA	728.023	9.395	-98,71	721.038	15.268	-97,88
PAKISTAN	2.246	2.150	-4,27	3.585	4.051	13,00
SAUDI ARABIA	4.640	15.480	233,62	4.095	12.572	207,01
KUWAIT	37.000	0	-100,00	14.430	0	-100,00
SYRIA ARAB REPUBLIC	0	49.517	--	0	28.080	--
TURKEY	199.000	125.844	-36,76	93.842	69.251	-26,20
UNITED ARAB EMIRATES	57.000	0	-100,00	25.881	0	-100,00
BENIN	1.645	0	-100,00	950	0	-100,00
SOUTH AFRICA	18.500	50.933	175,31	9.003	30.216	235,62
AUSTRALIA	274.412	149.302	-45,59	154.268	101.970	-33,90
NEW ZEALAND	212.000	136.867	-35,44	97.255	101.103	3,96
VANUATU	0	7.239	--	0	11.425	--
AMERICAN SAMOA	0	2.018	--	0	2.716	--
COOK ISLANDS	4.734	0	-100,00	5.884	0	-100,00
SAMOA	421	479	13,78	317	1.540	385,80
TONGA	11.902	1.114	-90,64	4.736	1.099	-76,79
UNITED STATES	94.037	510.547	442,92	43.936	406.428	825,05
CANADA	0	25.121	--	0	13.775	--
SURINAME	67	204	204,48	555	800	44,14
UNITED KINGDOM	58.000	51.000	-12,07	34.322	27.904	-18,70
NETHERLANDS	29.290	35.225	20,26	48.361	34.815	-28,01
AUSTRIA	17	0	-100,00	220	0	-100,00
SWITZERLAND	100	130	30,00	479	295	-38,41
NORWAY	111.000	259.000	133,33	49.742	146.603	194,73
SPAIN	37.000	259.841	602,27	14.985	133.503	790,91
-MAKANAN OLAHAN LAINNYA	158.126.427	176.247.155	11,46	235.896.566	331.906.385	40,70

TABEL 5. PERKEMBANGAN EKSPOR INDONESIA MENURUT KOMODITI DAN NEGARA TUJUAN

JENIS BARANG	BERAT BERSIH (KG)		PERUB	NILAI FOB (US \$)		PERUB
	JAN-JUN 2007	JAN-JUN 2008	%	JAN-JUN 2007	JAN-JUN 2008	%
	(1)	(2)	(3)	(4)	(5)	(6)
JAPAN	9.167.994	4.617.098	-49,64	9.782.980	10.916.488	11,59
HONG KONG	3.479.874	3.966.337	13,98	16.097.282	20.942.359	30,10
KOREA, DEMOCRATIC PEOPLE'S RE	30.205	0	-100,00	26.879	0	-100,00
KOREA, REPUBLIC OF	2.807.751	3.400.952	21,13	2.880.872	5.081.954	76,40
TAIWAN	10.863.619	10.618.958	-2,25	14.619.283	15.466.648	5,80
CHINA	8.203.563	1.977.861	-75,89	5.787.152	4.510.163	-22,07
MONGOLIA	208	17.995	8.551,44	904	12.088	1.237,17
MACAU	591	12.347	1.989,17	40.393	376.368	831,77
PAPUA NEW GUINEA	1.244.511	1.135.613	-8,75	1.568.044	1.765.531	12,59
THAILAND	4.995.816	5.705.469	14,20	9.676.897	11.627.486	20,16
SINGAPORE	10.259.894	8.050.491	-21,53	18.248.262	45.082.765	147,05
PHILIPPINES	18.247.451	19.062.190	4,46	28.832.035	30.013.646	4,10
MALAYSIA	28.317.280	30.415.415	7,41	32.019.232	43.343.626	35,37
MYANMAR (FORM. BURMA)	88.703	117.786	32,79	316.375	205.811	-34,95
CAMBODIA	22.413	23.763	6,02	270.443	50.061	-81,49
BRUNEI DARUSSALAM	1.909.393	1.680.797	-11,97	2.771.983	3.055.225	10,22
LAO PEOPLE'S DEMOCRATIC REPU	0	27.300	--	0	235.420	--
NEPAL	13.961	43.253	209,81	14.920	63.984	328,85
VIET NAM	4.237.711	6.583.974	55,37	8.362.458	14.348.420	71,58
MALDIVES	603.359	610.500	1,18	810.671	1.055.156	30,16
INDIA	858.667	929.299	8,23	923.302	1.440.261	55,99
PAKISTAN	585.448	722.094	23,34	959.221	1.618.411	68,72
BANGLADESH	246.884	332.382	34,63	278.489	504.247	81,07
SRI LANKA	192.922	149.518	-22,50	281.724	255.612	-9,27
AFGHANISTAN	103.457	62.137	-39,94	184.569	146.379	-20,69
IRAN (ISLAMIC REPUBLIC OF)	22.896	5.081	-77,81	33.880	15.445	-54,41
SAUDI ARABIA	6.998.958	6.255.716	-10,62	12.648.266	12.481.359	-1,32
ISRAEL	0	458.830	--	0	692.330	--
KUWAIT	880.368	299.891	-65,94	1.351.556	640.914	-52,58
JORDAN	938.903	2.143.332	128,28	1.614.658	3.794.584	135,01
LEBANON	221.005	154.305	-30,18	525.812	358.143	-31,89
YEMEN	247.399	257.849	4,22	330.879	345.539	4,43
OMAN	104.917	71.109	-32,22	153.306	118.881	-22,46
SYRIA ARAB REPUBLIC	151.276	0	-100,00	73.634	0	-100,00
TURKEY	352.477	407.050	15,48	319.996	484.494	51,41
UNITED ARAB EMIRATES	3.189.352	3.356.317	5,24	4.540.481	6.149.275	35,43
QATAR	226.594	125.643	-44,55	313.510	233.623	-25,48
BAHRAIN	171.769	204.540	19,08	204.822	333.990	63,06
CYPRUS	35.123	13.813	-60,67	48.331	21.657	-55,19
EGYPT	206.297	284.414	37,87	323.655	483.973	49,53
LIBYAN ARAB JAMAHIRIYA	48.217	145.218	201,18	76.808	324.921	323,03
MOROCCO	259.618	22.487	-91,34	169.415	38.989	-76,99
TUNISIA	15.320	0	-100,00	27.143	0	-100,00
ALGERIA	328.652	141.326	-57,00	124.912	136.210	9,04
SUDAN	16.709	5.175	-69,03	12.206	14.610	19,70
NAMIBIA	0	19.756	--	0	28.855	--
TANZANIA, UNITED REPUBLIC OF	45.966	54.084	17,66	63.308	29.701	-53,08
MADAGASCAR	88.100	180.907	105,34	111.504	196.284	76,03
KENYA	140.470	208.920	48,73	192.212	390.621	103,22
REUNION	0	3.491	--	0	8.300	--
TOGO	23.455	5.520	-76,47	25.421	6.900	-72,86
GHANA	110.460	203.566	84,29	150.941	328.000	117,30
GUINEA	0	56.870	--	0	139.154	--
ANGOLA	81.286	173.973	114,03	91.782	206.352	124,83
CONGO	19.440	0	-100,00	25.313	0	-100,00
CAMEROON	40.890	108.469	165,27	48.029	117.230	144,08
NIGERIA	1.605.209	3.621.143	125,59	3.227.388	7.313.378	126,60
SIERRA LEONE	0	10.953	--	0	41.610	--
COTE D'IVOIRE	0	3.835	--	0	12.450	--
SENEGAL	0	17.812	--	0	26.561	--
MAURITANIA	0	9.299	--	0	21.980	--
MALI	0	27.360	--	0	224.670	--
BENIN	309.088	249.219	-19,37	720.801	573.022	-20,50
GAMBIA	7.986	3.438	-56,95	33.821	6.527	-80,70
SEYCHELLES	23.850	37.742	58,25	66.638	80.912	21,42
UGANDA	39.876	5.189	-86,99	50.042	15.793	-68,44
NIGER	0	24.397	--	0	17.471	--
DJIBOUTI	520	0	-100,00	1.613	0	-100,00
SAO TOME AND PRINCIPE	0	9.848	--	0	18.107	--
SOUTH AFRICA	825.726	1.079.224	30,70	1.259.800	1.705.259	35,36
ZIMBABWE	0	11.749	--	0	15.534	--
COMOROS	3.382	333	-90,15	6.409	1.304	-79,65
MAURITIUS	293.956	303.655	3,30	398.454	517.601	29,90
ZAIRE	0	101	--	0	353	--
AUSTRALIA	6.004.216	7.111.818	18,45	9.115.073	13.201.655	44,83
NEW ZEALAND	1.044.299	1.306.865	25,14	1.635.602	2.257.754	38,04
MICRONESIA, FEDERATED STATES	45.499	51.946	14,17	63.926	60.488	-5,38
GUAM	1.785	4.240	137,54	17.768	44.978	153,14

TABEL 5. PERKEMBANGAN EKSPOR INDONESIA MENURUT KOMODITI DAN NEGARA TUJUAN

JENIS BARANG	BERAT BERSIH (KG)		PERUB	NILAI FOB (US \$)		PERUB
	JAN-JUN 2007	JAN-JUN 2008	%	JAN-JUN 2007	JAN-JUN 2008	%
	(1)	(2)	(3)	(4)	(5)	(6)
PALAU	0	1.733	--	0	9.013	--
NEW CALEDONIA	34.042	44.116	29,59	62.935	95.900	52,38
NORTHERN MARIANA ISLANDS	0	3.386	--	0	7.591	--
VANUATU	133.069	73.885	-44,48	166.027	127.560	-23,17
AMERICAN SAMOA	28.822	60.751	110,78	28.734	103.462	260,07
COOK ISLANDS	7.455	13.087	75,55	9.756	22.787	133,57
FIJI	247.682	292.658	18,16	401.762	522.505	30,05
KIRIBATI	6.971	8.022	15,08	7.405	18.433	148,93
MARSHALL ISLANDS	8.493	4.839	-43,02	13.508	14.063	4,11
SAMOA	67.554	119.369	76,70	109.217	210.595	92,82
SOLOMON ISLANDS	154.878	362.255	133,90	206.854	424.990	105,45
TONGA	284.884	475.770	67,00	326.253	606.148	85,79
TUVALU	9.020	11.765	30,43	13.469	23.769	76,47
EAST TIMOR	18.339	3.620.523	19.642,21	24.946	3.966.718	15.801,22
UNITED STATES	10.742.997	17.790.603	65,60	20.732.886	28.383.755	36,90
CANADA	1.014.086	1.376.556	35,74	1.600.069	1.864.173	16,51
MEXICO	244.916	735.283	200,22	715.765	1.507.060	110,55
GUATEMALA	0	26.474	--	0	28.876	--
PANAMA	11.000	13.317	21,06	7.903	21.583	173,10
SURINAME	72.873	88.033	20,80	107.320	160.995	50,01
CHILE	19.002	20.929	10,14	100.607	51.910	-48,40
VENEZUELA	0	21.838	--	0	17.650	--
ARGENTINA	38.036	0	-100,00	17.000	0	-100,00
BRAZIL	321.796	240.998	-25,11	136.892	154.120	12,59
COLOMBIA	24.488	37.961	55,02	72.863	87.052	19,47
URUGUAY	0	9.802	--	0	26.821	--
TRINIDAD AND TOBAGO	6.460	10.796	67,12	23.875	15.862	-33,56
JAMAICA	38.736	9.059	-76,61	25.722	25.353	-1,43
PUERTO RICO	122.013	280.437	129,84	271.290	334.181	23,18
DOMINICAN REPUBLIC	222.000	182.860	-17,63	64.310	90.299	40,41
COSTA RICA	40.000	20.000	-50,00	30.900	20.000	-35,28
BARBADOS	4.635	4.189	-9,62	12.231	12.014	-1,77
DOMINICA	9.956	17.000	70,75	10.066	5.200	-48,34
FRENCH POLYNESIA	38.269	29.363	-23,27	68.273	77.395	13,36
NETHERLANDS ANTILLES	4	89	2.125,00	35	734	1.997,14
UNITED KINGDOM	485.544	873.481	79,90	1.382.588	2.349.559	69,94
NETHERLANDS	8.356.660	10.904.558	30,49	7.959.866	10.129.947	27,26
FRANCE	164.601	410.526	149,41	164.047	675.745	311,92
GERMANY, FED. REP. OF	369.830	702.995	90,09	1.261.816	1.803.110	42,90
AUSTRIA	63.279	94.060	48,64	213.108	428.445	101,05
BELGIUM	107.291	198.023	84,57	101.111	983.267	872,46
SWITZERLAND	5.153	8.437	63,73	6.526	17.800	172,76
DENMARK	15.908	0	-100,00	33.630	0	-100,00
NORWAY	82.049	45.384	-44,69	135.153	103.010	-23,78
SWEDEN	163.203	800.770	390,66	137.456	828.640	502,84
FINLAND	361.580	2.203.781	509,49	465.829	3.437.083	637,84
ITALY	71.160	90.184	26,73	825.488	718.917	-12,91
SPAIN	725.416	2.341.750	222,81	902.829	2.323.983	157,41
PORTUGAL	49.898	419.838	741,39	43.779	339.490	675,46
GREECE	25.133	88.573	252,42	43.831	173.167	295,08
DEMOCRATIC REPUBLIC OF THE C	43.520	122.873	182,34	55.488	165.733	198,68
HUNGARY	1.226	15.089	1.130,75	8.136	45.583	460,26
POLAND	74.435	21.285	-71,40	126.503	80.989	-35,98
ROMANIA	9.271	11.305	21,94	5.547	20.869	276,22
BULGARIA	41.514	92.387	122,54	239.246	263.400	10,10
ARMENIA	1.923	0	-100,00	7.751	0	-100,00
BELARUS	0	10.080	--	0	21.240	--
KAZAKHSTAN	0	4.368	--	0	9.204	--
UKRAINE	101.352	100.700	-0,64	97.040	102.915	6,05
UZBEKISTAN	38	0	-100,00	28	0	-100,00
LITHUANIA	193.224	256.521	32,76	178.123	348.289	95,53
LATVIA	180.123	32.786	-81,80	282.444	58.837	-79,17
ESTONIA	63.390	106.255	67,62	85.007	161.042	89,45
GEORGIA	0	8.001	--	0	12.798	--
CROATIA	45.134	28.947	-35,86	104.276	59.520	-42,92
MALTA	131.007	131.789	0,60	180.678	224.991	24,53
SLOVAKIA	163	524	221,47	779	3.087	296,28
SLOVENIA	0	6.325	--	0	38.539	--
CZECH REPUBLIC	380.097	247.665	-34,84	386.396	269.766	-30,18
RUSSIA FEDERATION	187.845	338.802	80,36	139.709	273.003	95,41
SEMEN	3.287.239.977	2.358.135.895	-28,26	98.783.417	82.492.244	-16,49
JAPAN	19.314.095	10.931.918	-43,40	858.465	726.995	-15,31
HONG KONG	149.128	440.000	195,05	28.003	41.717	48,97
TAIWAN	10.376.262	10.446.000	0,67	767.450	798.164	4,00
THAILAND	0	449	--	0	40	--
SINGAPORE	101.354.644	40.372.479	-60,17	2.658.371	1.132.451	-57,40
PHILIPPINES	314.249	330.000	5,01	28.702	31.122	8,43

TABEL 5. PERKEMBANGAN EKSPOR INDONESIA MENURUT KOMODITI DAN NEGARA TUJUAN

JENIS BARANG	BERAT BERSIH (KG)		PERUB	NILAI FOB (US \$)		PERUB
	JAN-JUN 2007	JAN-JUN 2008	%	JAN-JUN 2007	JAN-JUN 2008	%
	(1)	(2)	(3)	(4)	(5)	(6)
MALAYSIA	242.652.569	188.452.325	-22,34	6.744.931	6.206.062	-7,99
BRUNEI DARUSSALAM	104.151.273	77.114.373	-25,96	2.507.698	1.767.998	-29,50
VIET NAM	45.419.481	15.006.500	-66,96	1.193.790	864.195	-27,61
MALDIVES	31.829.092	44.100.000	38,55	1.227.409	2.012.432	63,96
INDIA	75.000.000	44.000	-99,94	1.926.750	3.918	-99,80
PAKISTAN	1.946	336	-82,73	3.617	1.276	-64,72
BANGLADESH	400.983.791	397.769.466	-0,80	9.970.106	10.370.332	4,01
SRI LANKA	429.777.925	610.765.580	42,11	15.241.065	24.805.728	62,76
KUWAIT	140.369.713	0	-100,00	5.098.106	0	-100,00
YEMEN	8.310.883	0	-100,00	290.590	0	-100,00
UNITED ARAB EMIRATES	78.112.940	3.000.084	-96,16	2.030.936	124.545	-93,87
QATAR	0	17.300.000	--	0	743.900	--
SUDAN	0	3.000.000	--	0	159.000	--
TANZANIA, UNITED REPUBLIC OF	0	41.000.000	--	0	1.278.585	--
MADAGASCAR	88.164.025	15.543.913	-82,37	3.241.740	606.212	-81,30
MOZAMBIQUE	141.271.942	116.850.360	-17,29	3.887.249	3.881.102	-0,16
TOGO	122.455.215	77.061.365	-37,07	3.391.378	2.403.159	-29,14
GHANA	618.435.546	341.415.357	-44,79	17.104.782	10.678.736	-37,57
NIGERIA	70.976.915	0	-100,00	2.584.523	0	-100,00
SIERRA LEONE	90.000.000	0	-100,00	2.479.500	0	-100,00
COTE D'IVOIRE	36.801.143	0	-100,00	1.054.353	0	-100,00
BENIN	90.000.000	0	-100,00	2.488.200	0	-100,00
SEYCHELLES	9.500.000	5.300.000	-44,21	336.793	267.900	-20,46
COMOROS	5.207.271	0	-100,00	331.636	0	-100,00
MAURITIUS	192.524.518	111.627.985	-42,02	7.011.688	4.953.774	-29,35
AUSTRALIA	98.420.011	148.065.158	50,44	2.822.251	4.582.616	62,37
NEW ZEALAND	40.000	117.807	194,52	3.478	15.683	350,92
VANUATU	3.250.000	1.564.500	-51,86	133.859	72.515	-45,83
AMERICAN SAMOA	4.600.000	3.840.000	-16,52	189.988	183.595	-3,36
KIRIBATI	0	112.000	--	0	8.064	--
SAMOA	7.300.000	4.948.000	-32,22	300.506	229.264	-23,71
SOLOMON ISLANDS	380.000	260.100	-31,55	15.614	16.547	5,98
TONGA	500.000	988.560	97,71	20.598	49.532	140,47
CHRISTMAS ISLANDS	351.000	0	-100,00	14.926	0	-100,00
EAST TIMOR	39.288	13.301.040	33.755,22	2.541	850.143	33.357,02
MEXICO	0	17.592.743	--	0	686.116	--
FRENCH POLYNESIA	18.903.500	24.902.000	31,73	789.820	1.138.260	44,12
UNITED KINGDOM	1.611	0	-100,00	1.995	0	-100,00
FRANCE	0	328	--	0	327	--
GERMANY, FED. REP. OF	0	2.146	--	0	65	--
SWEDEN	0	14.569.023	--	0	800.174	--
GREECE	1	0	-100,00	10	0	-100,00
-DARI ROTAN	7.244.633	3.624.387	-49,97	17.336.574	9.395.848	-45,80
JAPAN	258.407	177.481	-31,32	1.222.464	875.381	-28,39
HONG KONG	10.808	0	-100,00	50.144	0	-100,00
KOREA, REPUBLIC OF	398.125	361.965	-9,08	1.093.531	839.976	-23,19
TAIWAN	25.322	30.825	21,73	62.099	78.920	27,09
CHINA	16.347	1.395	-91,47	84.474	2.359	-97,21
PAPUA NEW GUINEA	0	2.450	--	0	2.266	--
THAILAND	4.138	2.842	-31,32	9.977	6.138	-38,48
SINGAPORE	4.117	2.829	-31,28	5.516	5.400	-2,10
PHILIPPINES	20.639	0	-100,00	3.509	0	-100,00
MALAYSIA	6.600	8.212	24,42	7.948	30.445	283,05
BRUNEI DARUSSALAM	0	1.126	--	0	2.070	--
VIET NAM	8.219	3.910	-52,43	3.933	2.467	-37,27
MALDIVES	4.898	2.447	-50,04	9.864	19.301	95,67
INDIA	3.421	9.433	175,74	4.471	49.854	1.015,05
SRI LANKA	0	511	--	0	495	--
IRAN (ISLAMIC REPUBLIC OF)	88	1.534	1.643,18	361	807	123,55
SAUDI ARABIA	0	178	--	0	587	--
ISRAEL	0	2.344	--	0	4.613	--
KUWAIT	71	155	118,31	225	4.978	2.112,44
JORDAN	0	1.299	--	0	1.004	--
LEBANON	63	129	104,76	70	45	-35,71
TURKEY	6.516	3.967	-39,12	24.852	7.170	-71,15
UNITED ARAB EMIRATES	2.279	3.134	37,52	20.085	36.286	80,66
BAHRAIN	0	321	--	0	203	--
CYPRUS	953	36	-96,22	2.290	44	-98,08
EGYPT	4.411	86	-98,05	8.793	22	-99,75
LIBYAN ARAB JAMAHIRIYA	722	0	-100,00	960	0	-100,00
TUNISIA	0	22	--	0	46	--
ALGERIA	740	1.028	38,92	681	626	-8,08
SUDAN	0	103	--	0	300	--
MADAGASCAR	10	36	260,00	11	15	36,36
REUNION	290	631	117,59	377	477	26,53
U.S. VIRGIN ISLANDS	1.540	0	-100,00	1.101	0	-100,00
SEYCHELLES	10	399	3.890,00	300	603	101,00

TABEL 5. PERKEMBANGAN EKSPOR INDONESIA MENURUT KOMODITI DAN NEGARA TUJUAN

JENIS BARANG	BERAT BERSIH (KG)		PERUB	NILAI FOB (US \$)		PERUB	
	JAN-JUN 2007	JAN-JUN 2008	%	JAN-JUN 2007	JAN-JUN 2008	%	
(1)	(2)	(3)	(4)	(5)	(6)	(7)	
UGANDA		8	0		64	0	-100,00
SOUTH AFRICA	30.280	3.699	-87,78	80.430	10.755		-86,63
MAURITIUS	294	0	-100,00	84	0		-100,00
AUSTRALIA	109.810	117.686	7,17	211.470	282.744		33,70
NEW ZEALAND	16.428	27.421	66,92	49.562	76.422		54,19
NEW CALEDONIA	708	442	-37,57	764	1.056		38,22
VANUATU	767	0	-100,00	1.029	0		-100,00
BRITISH INDIAN OCEAN TERRITORY	2.253	0	-100,00	2.110	0		-100,00
COOK ISLANDS	1.322	0	-100,00	3.997	0		-100,00
FIJI	2.965	5.188	74,97	17.816	20.312		14,01
SOLOMON ISLANDS	0	17	--	0	48		--
UNITED STATES	939.090	473.159	-49,62	3.597.123	2.179.980		-39,40
CANADA	14.416	11.969	-16,97	71.765	30.454		-57,56
MEXICO	3.013.074	11.301	-99,62	5.722.952	10.866		-99,81
NICARAGUA	669	0	-100,00	502	0		-100,00
PANAMA	362	0	-100,00	418	0		-100,00
CHILE	4.041	157	-96,11	4.532	551		-87,84
VENEZUELA	91	26	-71,43	148	72		-51,35
ARGENTINA	1.282	356	-72,23	4.629	619		-86,63
BRAZIL	21.522	9.051	-57,95	72.779	34.326		-52,84
COLOMBIA	4.026	565	-85,97	20.426	601		-97,06
URUGUAY	0	7	--	0	49		--
PARAGUAY	0	38	--	0	78		--
BAHAMAS	0	23	--	0	23		--
JAMAICA	1.503	197	-86,89	3.290	66		-97,99
PUERTO RICO	279	1.034	270,61	561	3.556		533,87
DOMINICAN REPUBLIC	0	1.665	--	0	2.059		--
COSTA RICA	2.988	0	-100,00	5.109	0		-100,00
ANGUILLA	1.425	0	-100,00	2.632	0		-100,00
FRENCH GUIANA	149	97	-34,90	136	376		176,47
FRENCH POLYNESIA	29.752	1.981	-93,34	16.691	2.759		-83,47
MARTINIQUE	801	0	-100,00	1.617	0		-100,00
NETHERLANDS ANTILLES	4	0	-100,00	160	0		-100,00
TURKS AND CAICOS ISLANDS	0	944	--	0	2.017		--
GUADELOUPE	88	174	97,73	103	816		692,23
UNITED KINGDOM	242.766	1.238.634	410,22	656.764	1.956.568		197,91
NETHERLANDS	569.967	598.570	5,02	1.378.514	1.555.697		12,85
FRANCE	534.488	73.504	-86,25	1.057.762	199.742		-81,12
GERMANY, FED. REP. OF	428.429	154.425	-63,96	534.765	262.578		-50,90
AUSTRIA	73	221	202,74	145	267		84,14
BELGIUM	188.509	37.934	-79,88	425.002	118.647		-72,08
SWITZERLAND	9.040	1.201	-86,71	31.788	9.945		-68,71
DENMARK	13.276	18.740	41,16	48.451	60.354		24,57
NORWAY	169	2.467	1.359,76	157	9.779		6.128,66
SWEDEN	18.714	9.723	-48,04	101.446	57.796		-43,03
FINLAND	14.040	10.682	-23,92	78.390	134.472		71,54
IRELAND	6.628	2.768	-58,24	6.204	3.473		-44,02
ITALY	102.751	109.566	6,63	148.673	159.061		6,99
SPAIN	55.415	28.402	-48,75	151.044	125.305		-17,04
PORTUGAL	28.724	690	-97,60	113.410	2.796		-97,53
GREECE	43.959	8.669	-80,28	70.567	24.014		-65,97
HUNGARY	412	3.352	713,59	987	21.295		2.057,55
POLAND	1.657	3.566	115,21	7.899	10.681		35,22
ROMANIA	0	477	--	0	1.809		--
BULGARIA	104	6.678	6.321,15	201	5.417		2.595,02
YUGOSLAVIA	0	5.946	--	0	6.297		--
KAZAKHSTAN	1.121	2.418	115,70	2.312	6.980		201,90
UKRAINE	103	401	289,32	156	1.195		666,03
UZBEKISTAN	273	0	-100,00	721	0		-100,00
LATVIA	0	42	--	0	181		--
ESTONIA	705	0	-100,00	702	0		-100,00
CROATIA	242	931	284,71	277	2.741		889,53
MALTA	1.196	40	-96,66	1.140	16		-98,60
SLOVENIA	1.704	625	-63,32	7.165	3.333		-53,48
CZECH REPUBLIC	0	15.024	--	0	19.204		--
RUSSIA FEDERATION	1.037	666	-35,78	997	2.702		171,01
-DARI BAHAN LAINNYA	12.057.886	8.036.021	-33,35	21.395.711	21.733.824		1,58
JAPAN	835.004	839.239	0,51	4.243.371	3.927.610		-7,44
HONG KONG	7.180	13.305	85,31	14.147	21.439		51,54
KOREA, DEMOCRATIC PEOPLE'S RE	0	177	--	0	231		--
KOREA, REPUBLIC OF	161.225	245.754	52,43	314.691	632.276		100,92
TAIWAN	582.226	551.533	-5,27	219.916	206.829		-5,95
CHINA	1.261.979	281.806	-77,67	294.674	114.649		-61,09
MACAU	0	3	--	0	12		--
PAPUA NEW GUINEA	39	875	2.143,59	22	1.481		6.631,82
THAILAND	50.357	19.149	-61,97	90.482	49.570		-45,22
SINGAPORE	50.216	57.947	15,40	74.285	99.246		33,60

TABEL 5. PERKEMBANGAN EKSPOR INDONESIA MENURUT KOMODITI DAN NEGARA TUJUAN

JENIS BARANG	BERAT BERSIH (KG)		PERUB	NILAI FOB (US \$)		PERUB
	JAN-JUN 2007	JAN-JUN 2008	%	JAN-JUN 2007	JAN-JUN 2008	%
	(1)	(2)	(3)	(4)	(5)	(6)
PHILIPPINES	652	3.295	405,37	683	7.867	1.051,83
MALAYSIA	217.704	261.938	20,32	320.737	233.252	-27,28
CAMBODIA	4.261	3	-99,93	7.597	6	-99,92
BRUNEI DARUSSALAM	2.481	1.288	-48,09	1.988	2.111	6,19
VIET NAM	0	162	--	0	2.847	--
MALDIVES	18.229	20.993	15,16	146.647	104.811	-28,53
INDIA	21.900	48.791	122,79	40.796	58.359	43,05
PAKISTAN	3.247	0	-100,00	5.641	0	-100,00
SRI LANKA	18.086	5.686	-68,56	23.886	13.555	-43,25
IRAN (ISLAMIC REPUBLIC OF)	8.662	20.697	138,94	26.033	19.006	-26,99
SAUDI ARABIA	34.314	14.244	-58,49	15.576	9.666	-37,94
ISRAEL	0	22.457	--	0	39.725	--
KUWAIT	130	5.529	4.153,08	595	19.088	3.108,07
JORDAN	2.954	7.690	160,32	6.460	9.059	40,23
LEBANON	14.135	2.254	-84,05	12.193	7.442	-38,96
YEMEN	0	475	--	0	229	--
SYRIA ARAB REPUBLIC	11.200	0	-100,00	1.238	0	-100,00
TURKEY	81.835	7.364	-91,00	162.141	20.118	-87,59
UNITED ARAB EMIRATES	37.608	34.710	-7,71	101.169	121.937	20,53
QATAR	170	0	-100,00	363	0	-100,00
BAHRAIN	197	5.217	2.548,22	622	16.725	2.588,91
CYPRUS	15.874	7.393	-53,43	29.994	26.611	-11,28
EGYPT	5.089	32.826	545,04	5.450	39.056	616,62
LIBYAN ARAB JAMAHIRIYA	331	0	-100,00	440	0	-100,00
MOROCCO	9.385	403	-95,71	29.873	594	-98,01
TUNISIA	10.371	4.668	-54,99	27.434	11.625	-57,63
ALGERIA	30	0	-100,00	87	0	-100,00
ERITREA	280	0	-100,00	1.340	0	-100,00
NAMIBIA	0	17	--	0	161	--
TANZANIA, UNITED REPUBLIC OF	976	1.104	13,11	1.839	617	-66,45
MADAGASCAR	1.610	3.589	122,92	1.388	6.284	352,74
KENYA	10.894	7.971	-26,83	28.839	4.762	-83,49
REUNION	30.099	51.773	72,01	50.347	112.065	122,59
MOZAMBIQUE	12	5	-58,33	24	13	-45,83
GUINEA	185	0	-100,00	1.307	0	-100,00
ANGOLA	0	42	--	0	20	--
SIERRA LEONE	0	1.922	--	0	1.596	--
GABON	0	4.671	--	0	13.074	--
COTE D'IVOIRE	10.469	5.335	-49,04	14.662	9.483	-35,32
SENEGAL	726	2.002	175,76	1.858	2.510	35,09
SEYCHELLES	14.820	22.268	50,26	49.871	33.182	-33,46
UGANDA	3	0	-100,00	19	0	-100,00
SOUTH AFRICA	70.063	54.577	-22,10	86.796	86.063	-0,84
MAURITIUS	25.458	18.292	-28,15	44.518	57.125	28,32
VIRGIN ISLANDS (BRITISH)	375	1.255	234,67	2.932	4.767	62,59
AUSTRALIA	560.664	901.794	60,84	485.552	792.378	63,19
NEW ZEALAND	42.130	20.218	-52,01	69.030	39.999	-42,06
GUAM	1.938	2.325	19,97	8.316	7.502	-9,79
PALAU	20	564	2.720,00	24	1.488	6.100,00
NEW CALEDONIA	20.826	27.221	30,71	38.437	54.169	40,93
NORTHERN MARIANA ISLANDS	154	0	-100,00	470	0	-100,00
SAINT VINCENT AND THE GRENADII	2.619	6.400	144,37	3.273	11.423	249,01
VANUATU	3.385	2.259	-33,26	15.054	4.300	-71,44
WALLIS AND FUTUNA ISLANDS	1.257	1.364	8,51	2.660	2.530	-4,89
COOK ISLANDS	11.949	1.381	-88,44	14.000	9.612	-31,34
FIJI	4.535	14.380	217,09	18.596	61.419	230,28
SAMOA	699	862	23,32	2.003	1.728	-13,73
TONGA	0	2.842	--	0	4.598	--
EAST TIMOR	0	2.404	--	0	1.878	--
UNITED STATES	4.633.657	1.272.285	-72,54	6.642.438	6.699.690	0,86
CANADA	111.644	134.323	20,31	277.378	330.971	19,32
MEXICO	49.987	37.143	-25,69	192.262	109.665	-42,96
GUATEMALA	0	256	--	0	1.414	--
HONDURAS	0	1.275	--	0	811	--
NICARAGUA	0	398	--	0	485	--
PANAMA	13.139	474	-96,39	22.685	1.485	-93,45
CHILE	2.809	8.521	203,35	3.964	16.521	316,78
VENEZUELA	1.131	7.802	589,83	3.869	4.165	7,65
ARGENTINA	58.267	27.054	-53,57	105.369	59.483	-43,55
BRAZIL	41.798	54.955	31,48	92.577	121.493	31,23
COLOMBIA	44.321	17.358	-60,84	132.300	37.320	-71,79
BOLIVIA	20	0	-100,00	34	0	-100,00
URUGUAY	1.343	1.307	-2,68	3.799	4.203	10,63
ECUADOR	67	0	-100,00	58	0	-100,00
PERU	0	1.780	--	0	1.962	--
TRINIDAD AND TOBAGO	502	450	-10,36	3.456	617	-82,15
BAHAMAS	777	19.357	2.391,25	653	29.494	4.416,69
JAMAICA	27.124	9.471	-65,08	44.685	15.804	-64,63

TABEL 5. PERKEMBANGAN EKSPOR INDONESIA MENURUT KOMODITI DAN NEGARA TUJUAN

JENIS BARANG	BERAT BERSIH (KG)		PERUB	NILAI FOB (US \$)		PERUB
	JAN-JUN 2007	JAN-JUN 2008	%	JAN-JUN 2007	JAN-JUN 2008	%
	(1)	(2)	(3)	(4)	(5)	(6)
PUERTO RICO	3.782	3.507	-7,27	11.584	7.162	-38,17
DOMINICAN REPUBLIC	13.612	28.478	109,21	21.338	95.902	349,44
COSTA RICA	10.808	13.971	29,27	22.124	24.419	10,37
BARBADOS	3.854	4.938	28,13	2.761	9.009	226,29
ANTIGUA AND BARBUDA	1.123	444	-60,46	2.126	1.081	-49,15
ANGUILLA	1.562	0	-100,00	6.474	0	-100,00
ARUBA	380	3.124	722,11	735	10.874	1.379,46
BERMUDA	53	106	100,00	363	596	64,19
CAYMAN ISLANDS	742	753	1,48	200	253	26,50
DOMINICA	0	950	--	0	3.547	--
FALKLAND ISLANDS (MALVINAS)	730	0	-100,00	956	0	-100,00
FRENCH GUIANA	3.511	4.435	26,32	6.743	14.734	118,51
FRENCH POLYNESIA	48.455	42.716	-11,84	68.420	49.524	-27,62
GRENADA	11.035	223	-97,98	1.934	1.096	-43,33
MARTINIQUE	5.109	12.181	138,42	17.790	35.031	96,91
NETHERLANDS ANTILLES	266	618	132,33	1.581	14.470	815,24
SAINT LUCIA	215	526	144,65	7.590	1.800	-76,28
TURKS AND CAICOS ISLANDS	889	7.726	769,07	4.600	16.364	255,74
GUADELOUPE	12.114	12.634	4,29	43.778	41.702	-4,74
SAINT KITTS AND NEVIS	0	2.059	--	0	3.081	--
UNITED KINGDOM	265.248	193.781	-26,94	849.526	728.302	-14,27
NETHERLANDS	248.314	310.656	25,11	768.670	837.598	8,97
FRANCE	460.731	412.915	-10,38	941.033	941.453	0,04
GERMANY, FED. REP. OF	345.821	408.235	18,05	837.703	790.874	-5,59
AUSTRIA	5.883	8.241	40,08	28.068	16.500	-41,21
BELGIUM	130.985	162.891	24,36	276.085	429.170	55,45
SWITZERLAND	8.151	5.552	-31,89	26.578	38.141	43,51
DENMARK	66.616	34.059	-48,87	166.631	189.078	13,47
NORWAY	10.187	6.860	-32,66	27.310	23.967	-12,24
SWEDEN	13.089	18.952	44,79	37.980	33.251	-12,45
FINLAND	26.903	15.786	-41,32	55.186	57.861	4,85
IRELAND	32.361	7.834	-75,79	33.014	11.041	-66,56
ITALY	433.040	381.802	-11,83	992.232	946.447	-4,61
SPAIN	336.994	336.287	-0,21	829.638	1.029.741	24,12
PORTUGAL	19.987	25.833	29,25	51.278	95.874	86,97
GREECE	112.896	87.870	-22,17	206.084	246.876	19,79
HUNGARY	17.457	22.970	31,58	43.175	52.722	22,11
POLAND	55.489	53.289	-3,96	47.852	99.172	107,25
ROMANIA	6.430	9.626	49,70	17.969	27.233	51,56
BULGARIA	19.906	12.383	-37,79	37.706	22.167	-41,21
YUGOSLAVIA	287	1.022	256,10	589	3.115	428,86
KAZAKHSTAN	260	149	-42,69	366	418	14,21
UKRAINE	9.133	33.724	269,25	64.782	61.738	-4,70
LITHUANIA	232	2.472	965,52	1.018	2.198	115,91
LATVIA	0	122	--	0	315	--
ESTONIA	2.915	10.235	251,11	4.826	30.609	534,25
CROATIA	9.941	19.930	100,48	34.635	32.515	-6,12
BOSNIA AND HERZEGOVINA	0	887	--	0	2.499	--
MALTA	5.307	12.047	127,00	25.267	28.760	13,82
SLOVAKIA	1	5	400,00	21	10	-52,38
SLOVENIA	4.503	6.074	34,89	5.883	1.909	-67,55
CZECH REPUBLIC	1.489	615	-58,70	4.754	1.051	-77,89
REP. OF MACEDONIA	0	1.084	--	0	1.575	--
RUSSIA FEDERATION	19.287	21.527	11,61	70.842	41.638	-41,22
-DARI ROTAN	65.324.278	75.956.045	16,28	174.565.972	169.875.367	-2,69
JAPAN	7.100.918	6.706.577	-5,55	20.223.015	19.779.719	-2,19
HONG KONG	71.737	56.514	-21,22	177.637	204.183	14,94
KOREA, REPUBLIC OF	504.071	551.059	9,32	761.771	1.084.283	42,34
TAIWAN	595.502	369.026	-38,03	913.422	646.716	-29,20
CHINA	335.668	338.081	0,72	829.022	644.678	-22,24
PAPUA NEW GUINEA	3.034	21.680	614,57	4.782	156.354	3.169,64
THAILAND	70.150	79.992	14,03	348.958	225.730	-35,31
SINGAPORE	406.044	303.041	-25,37	664.725	799.433	20,27
PHILIPPINES	56.998	63.148	10,79	65.814	194.333	195,28
MALAYSIA	979.927	1.099.578	12,21	3.023.047	2.571.930	-14,92
CAMBODIA	0	594	--	0	1.270	--
BRUNEI DARUSSALAM	1.882	490	-73,96	3.454	1.294	-62,54
VIET NAM	1.399	143.664	10.169,05	7.469	1.037.473	13.790,39
MALDIVES	55.849	97.008	73,70	121.532	187.144	53,99
INDIA	90.478	105.833	16,97	142.506	280.327	96,71
PAKISTAN	22.702	2.548	-88,78	32.577	3.224	-90,10
SRI LANKA	13.266	25.240	90,26	10.451	24.771	137,02
IRAN (ISLAMIC REPUBLIC OF)	29.476	32.659	10,80	99.276	75.655	-23,79
SAUDI ARABIA	116.388	236.532	103,23	625.586	354.692	-43,30
ISRAEL	0	80.909	--	0	131.086	--
KUWAIT	103.516	201.540	94,69	192.790	450.794	133,83
JORDAN	32.182	31.048	-3,52	51.540	78.963	53,21

TABEL 5. PERKEMBANGAN EKSPOR INDONESIA MENURUT KOMODITI DAN NEGARA TUJUAN

JENIS BARANG	BERAT BERSIH (KG)		PERUB	NILAI FOB (US \$)		PERUB
	JAN-JUN 2007	JAN-JUN 2008	%	JAN-JUN 2007	JAN-JUN 2008	%
	(1)	(2)	(3)	(4)	(5)	(6)
LEBANON	131.135	212.750	62,24	361.658	573.291	58,52
YEMEN	3.077	12.884	318,72	3.555	11.166	214,09
OMAN	11.789	17.450	48,02	29.676	45.389	52,95
SYRIA ARAB REPUBLIC	944	40.384	4.177,97	1.506	83.426	5.439,58
TURKEY	532.534	554.425	4,11	1.673.743	1.225.453	-26,78
UNITED ARAB EMIRATES	394.489	449.123	13,85	1.104.860	1.220.296	10,45
QATAR	16.895	38.610	128,53	133.984	283.383	111,51
BAHRAIN	34.402	35.337	2,72	106.048	96.308	-9,18
CYPRUS	190.136	127.120	-33,14	686.431	496.039	-27,74
EGYPT	122.119	179.962	47,37	294.602	368.078	24,94
LIBYAN ARAB JAMAHIRIYA	0	33.474	--	0	41.754	--
MOROCCO	81.193	183.228	125,67	162.995	543.504	233,45
TUNISIA	5.658	9.961	76,05	17.438	50.291	188,40
ALGERIA	2.848	0	-100,00	7.870	0	-100,00
SUDAN	7.933	14.193	78,91	18.824	110.137	485,09
NAMIBIA	9.950	19.110	92,06	16.524	33.623	103,48
TANZANIA, UNITED REPUBLIC OF	9.609	60.329	527,84	9.852	63.812	547,71
MADAGASCAR	2.932	4.254	45,09	5.402	9.991	84,95
KENYA	6.809	5.536	-18,70	16.820	16.506	-1,87
REUNION	182.053	219.756	20,71	339.564	366.002	7,79
MOZAMBIQUE	9.219	2.099	-77,23	20.337	7.680	-62,24
GHANA	0	3.681	--	0	9.770	--
GUINEA	3.190	0	-100,00	7.872	0	-100,00
ANGOLA	5.194	13.600	161,84	8.422	9.620	14,22
CONGO	58.024	46.314	-20,18	60.600	56.125	-7,38
CAMEROON	0	3.960	--	0	6.650	--
NIGERIA	17.636	3.926	-77,74	22.959	72.354	215,14
SIERRA LEONE	0	3.279	--	0	2.722	--
COTE D'IVOIRE	18.794	29.654	57,78	17.120	34.831	103,45
SENEGAL	489	6.713	1.272,80	3.514	20.882	494,25
MAURITANIA	239	0	-100,00	855	0	-100,00
U.S. VIRGIN ISLANDS	10	163	1.530,00	284	160	-43,66
SEYCHELLES	0	52.050	--	0	64.711	--
UGANDA	1.067	0	-100,00	2.166	0	-100,00
DJIBOUTI	0	2.611	--	0	9.731	--
SOUTH AFRICA	651.179	760.236	16,75	1.714.742	2.246.116	30,99
ZIMBABWE	0	50	--	0	100	--
MAURITIUS	86.894	88.479	1,82	269.672	198.206	-26,50
VIRGIN ISLANDS (BRITISH)	0	10.085	--	0	51.994	--
AUSTRALIA	1.634.614	2.264.824	38,55	3.544.722	4.553.927	28,47
NEW ZEALAND	109.298	229.037	109,55	254.303	495.082	94,68
GUAM	15.120	30.058	98,80	40.302	60.780	50,81
PALAU	0	3	--	0	15	--
NEW CALEDONIA	23.600	114.031	383,18	43.604	177.475	307,02
NORTHERN MARIANA ISLANDS	5.112	2.000	-60,88	8.361	5.232	-37,42
SAINT VINCENT AND THE GRENADII	2.997	3.726	24,32	5.718	11.802	106,40
VANUATU	1.700	15.338	802,24	1.205	22.954	1.804,90
WALLIS AND FUTUNA ISLANDS	7.074	5.327	-24,70	12.373	9.396	-24,06
BRITISH INDIAN OCEAN TERRITORY	3.266	0	-100,00	3.058	0	-100,00
FIJI	5.215	31.542	504,83	13.958	154.545	1.007,21
SAMOA	5.566	1.242	-77,69	8.100	2.316	-71,41
SOLOMON ISLANDS	0	2.982	--	0	12.986	--
TONGA	0	8.216	--	0	17.985	--
EAST TIMOR	0	39.385	--	0	82.982	--
UNITED STATES	7.432.053	6.206.816	-16,49	24.738.746	19.895.815	-19,58
CANADA	577.085	1.243.129	115,42	1.379.910	1.802.729	30,64
MEXICO	341.216	349.312	2,37	793.333	1.040.152	31,11
GUATEMALA	5.885	31.993	443,64	21.745	95.362	338,55
HONDURAS	0	4.243	--	0	12.551	--
NICARAGUA	4.013	2.636	-34,31	12.355	11.530	-6,68
PANAMA	122.990	91.261	-25,80	274.548	213.213	-22,34
CUBA	11.551	0	-100,00	38.729	0	-100,00
SURINAME	29.474	41.394	40,44	40.166	67.231	67,38
CHILE	47.730	135.807	184,53	164.246	365.125	122,30
VENEZUELA	11.329	23.802	110,10	35.396	71.981	103,36
ARGENTINA	88.107	90.679	2,92	195.499	246.233	25,95
BRAZIL	110.471	133.322	20,69	234.795	428.163	82,36
COLOMBIA	144.284	42.239	-70,73	417.284	143.203	-65,68
BOLIVIA	779	0	-100,00	1.750	0	-100,00
URUGUAY	21.432	25.643	19,65	79.255	98.895	24,78
PARAGUAY	0	6.187	--	0	14.927	--
ECUADOR	18.880	35.013	85,45	85.884	137.199	59,75
PERU	49.877	49.083	-1,59	150.111	121.334	-19,17
GUYANA	0	2.882	--	0	2.945	--
TRINIDAD AND TOBAGO	1.237	13.720	1.009,14	6.825	36.243	431,03
BAHAMAS	8.527	431	-94,95	9.098	430	-95,27
JAMAICA	0	30.711	--	0	124.724	--
PUERTO RICO	33.066	40.053	21,13	74.824	107.360	43,48

TABEL 5. PERKEMBANGAN EKSPOR INDONESIA MENURUT KOMODITI DAN NEGARA TUJUAN

JENIS BARANG	BERAT BERSIH (KG)		PERUB	NILAI FOB (US \$)		PERUB
	JAN-JUN 2007	JAN-JUN 2008	%	JAN-JUN 2007	JAN-JUN 2008	%
	(1)	(2)	(3)	(4)	(5)	(6)
BELIZE	2.321	2.550	9,87	6.035	8.675	43,74
DOMINICAN REPUBLIC	132.622	145.611	9,79	388.308	491.072	26,46
EL SALVADOR	6.099	2.636	-56,78	20.680	11.530	-44,25
COSTA RICA	88.025	105.476	19,83	169.648	406.791	139,79
HAITI	10.000	0	-100,00	7.885	0	-100,00
BARBADOS	9.496	6.820	-28,18	30.908	39.159	26,70
ANTIGUA AND BARBUDA	22.030	5.628	-74,45	48.605	13.645	-71,93
ANGUILLA	476	0	-100,00	1.413	0	-100,00
ARUBA	10.430	8.244	-20,96	4.227	29.338	594,06
CAPE VERDE	4.806	0	-100,00	10.046	0	-100,00
CAYMAN ISLANDS	0	13.313	--	0	3.097	--
DOMINICA	9.149	7.788	-14,88	31.092	21.427	-31,09
FALKLAND ISLANDS (MALVINAS)	4.400	0	-100,00	5.742	0	-100,00
FRENCH GUIANA	26.632	21.803	-18,13	44.705	57.958	29,65
FRENCH POLYNESIA	106.505	194.594	82,71	223.521	395.298	76,85
GRENADA	7.468	494	-93,39	22.450	2.411	-89,26
MARTINIQUE	103.494	65.349	-36,86	282.133	143.607	-49,10
NETHERLANDS ANTILLES	141.076	68.808	-51,23	286.071	216.440	-24,34
SAINT LUCIA	1.950	1.750	-10,26	5.845	6.500	11,21
TURKS AND CAICOS ISLANDS	189	13.200	6.884,13	622	21.818	3.407,72
GUADELOUPE	102.502	84.731	-17,34	289.138	288.742	-0,14
UNITED KINGDOM	7.789.078	21.029.443	169,99	13.316.883	14.872.632	11,68
NETHERLANDS	3.266.872	2.964.712	-9,25	11.823.378	8.712.829	-26,31
FRANCE	2.692.932	2.554.317	-5,15	6.466.812	6.742.376	4,26
GERMANY, FED. REP. OF	8.072.623	7.084.768	-12,24	22.003.452	20.833.387	-5,32
AUSTRIA	166.611	20.187	-87,88	348.136	46.539	-86,63
BELGIUM	2.700.851	2.578.222	-4,54	8.542.672	8.996.013	5,31
SWITZERLAND	83.004	30.748	-62,96	262.714	155.392	-40,85
DENMARK	350.639	339.917	-3,06	1.157.698	1.627.567	40,59
NORWAY	159.824	92.375	-42,20	590.050	339.637	-42,44
SWEDEN	527.494	315.281	-40,23	1.343.851	991.525	-26,22
FINLAND	664.239	607.013	-8,62	1.729.392	1.738.659	0,54
IRELAND	315.281	214.004	-32,12	786.490	460.542	-41,44
ITALY	4.460.012	3.612.200	-19,01	11.004.713	9.919.475	-9,86
SPAIN	4.020.967	2.502.405	-37,77	11.120.172	7.535.608	-32,23
PORTUGAL	430.294	399.037	-7,26	1.039.987	1.119.574	7,65
ICELAND	3.249	13.375	311,67	3.298	39.449	1.096,15
GREECE	1.337.028	1.687.654	26,22	3.528.510	4.670.470	32,36
HUNGARY	208.207	139.906	-32,80	634.423	382.337	-39,73
POLAND	904.688	876.473	-3,12	2.251.395	2.163.769	-3,89
ROMANIA	253.086	437.712	72,95	647.347	1.069.435	65,20
BULGARIA	111.338	145.805	30,96	305.909	335.689	9,73
YUGOSLAVIA	20.365	16.584	-18,57	40.501	40.548	0,12
ARMENIA	3.300	0	-100,00	5.318	0	-100,00
BELARUS	7.937	0	-100,00	24.101	0	-100,00
KAZAKHSTAN	30.392	23.245	-23,52	59.076	68.416	15,81
KYRGYZSTAN	2.196	0	-100,00	4.974	0	-100,00
UKRAINE	400.084	532.473	33,09	1.003.499	1.542.586	53,72
UZBEKISTAN	5.656	2.665	-52,88	13.978	4.086	-70,77
LITHUANIA	18.484	66.777	261,27	49.500	161.150	225,56
LATVIA	141.638	225.011	58,86	352.276	634.122	80,01
ESTONIA	72.462	60.195	-16,93	159.156	261.098	64,05
GEORGIA	6.683	21.880	227,40	17.905	42.414	136,88
CROATIA	181.344	115.509	-36,30	440.739	278.391	-36,84
BOSNIA AND HERZEGOVINA	0	232	--	0	940	--
MALTA	11.219	10.222	-8,89	51.984	36.024	-30,70
SLOVAKIA	26.444	261.999	890,77	190.410	65.622	-65,54
SLOVENIA	224.199	252.887	12,80	545.151	632.860	16,09
CZECH REPUBLIC	82.474	52.617	-36,20	197.922	123.720	-37,49
REP. OF MACEDONIA	3.900	3.813	-2,23	12.805	11.935	-6,79
RUSSIA FEDERATION	714.339	775.973	8,63	2.500.849	3.052.068	22,04
-DARI BAHAN LAINNYA	398.134.697	365.630.214	-8,16	861.773.957	876.953.070	1,76
JAPAN	44.669.534	46.225.426	3,48	73.638.317	81.609.390	10,82
HONG KONG	748.967	401.546	-46,39	1.563.265	1.410.584	-9,77
KOREA, DEMOCRATIC PEOPLE'S RE	0	13.357	--	0	11.656	--
KOREA, REPUBLIC OF	7.772.663	6.877.653	-11,51	15.615.431	14.346.821	-8,12
TAIWAN	4.776.734	4.838.219	1,29	8.443.590	11.493.064	36,12
CHINA	2.361.986	2.387.418	1,08	2.791.957	3.654.814	30,91
MONGOLIA	0	9.148	--	0	15.739	--
MACAU	676	27.801	4.012,57	6.411	90.116	1.305,65
PAPUA NEW GUINEA	163	14.389	8.727,61	473	23.610	4.891,54
THAILAND	256.584	366.660	42,90	491.938	904.279	83,82
SINGAPORE	6.612.516	3.428.596	-48,15	8.023.252	7.486.912	-6,68
PHILIPPINES	781.601	1.128.483	44,38	895.839	1.206.795	34,71
MALAYSIA	10.819.917	13.123.390	21,29	12.269.037	15.050.675	22,67
MYANMAR (FORM. BURMA)	384	725	88,80	9.801	17.573	79,30
CAMBODIA	12.010	5.628	-53,14	86.364	33.851	-60,80

TABEL 5. PERKEMBANGAN EKSPOR INDONESIA MENURUT KOMODITI DAN NEGARA TUJUAN

JENIS BARANG	BERAT BERSIH (KG)		PERUB	NILAI FOB (US \$)		PERUB
	JAN-JUN 2007	JAN-JUN 2008	%	JAN-JUN 2007	JAN-JUN 2008	%
	(1)	(2)	(3)	(4)	(5)	(6)
BRUNEI DARUSSALAM	114.307	180.979	58,33	93.730	289.683	209,06
VIET NAM	153.228	199.596	30,26	230.354	657.512	185,44
MALDIVES	651.310	668.820	2,69	1.263.108	1.388.236	9,91
INDIA	1.369.552	1.164.947	-14,94	1.946.536	1.794.854	-7,79
PAKISTAN	3.117	144.094	4.522,84	5.063	116.187	2.194,83
BANGLADESH	18.630	5.245	-71,85	13.495	17.845	32,23
SRI LANKA	246.027	353.623	43,73	244.376	262.226	7,30
AFGHANISTAN	77.316	20.276	-73,78	62.530	18.215	-70,87
IRAN (ISLAMIC REPUBLIC OF)	145.929	296.277	103,03	336.471	705.593	109,70
SAUDI ARABIA	1.414.779	1.773.113	25,33	1.557.448	1.990.753	27,82
ISRAEL	0	876.030	--	0	1.839.222	--
KUWAIT	741.373	1.143.261	54,21	1.116.054	1.543.621	38,31
JORDAN	327.964	204.291	-37,71	535.110	360.931	-32,55
LEBANON	577.331	628.627	8,89	859.610	1.135.487	32,09
YEMEN	392.588	389.795	-0,71	453.637	427.098	-5,85
OMAN	282.278	281.488	-0,28	258.577	278.149	7,57
SYRIA ARAB REPUBLIC	17.579	98.918	462,71	51.490	230.401	347,47
TURKEY	2.013.193	1.519.293	-24,53	4.790.980	5.331.390	11,28
UNITED ARAB EMIRATES	23.364.161	28.670.430	22,71	16.260.104	21.446.843	31,90
QATAR	208.128	253.868	21,98	324.869	577.015	77,61
BAHRAIN	414.888	398.936	-3,84	675.475	612.310	-9,35
CYPRUS	351.809	317.611	-9,72	899.634	1.390.435	54,56
EGYPT	632.638	640.460	1,24	747.431	1.190.456	59,27
LIBYAN ARAB JAMAHIRIYA	167.203	171.882	2,80	135.318	172.611	27,56
MOROCCO	528.188	461.502	-12,63	644.433	717.165	11,29
TUNISIA	43.393	33.537	-22,71	215.544	231.984	7,63
ALGERIA	89.837	91.403	1,74	100.943	103.781	2,81
SUDAN	361.826	180.551	-50,10	343.759	208.265	-39,42
NAMIBIA	45.455	82.811	82,18	54.029	62.371	15,44
ETHIOPIA	277.686	50.039	-81,98	265.750	55.352	-79,17
TANZANIA, UNITED REPUBLIC OF	500.594	540.895	8,05	516.280	554.254	7,36
MADAGASCAR	121.197	26.613	-78,04	169.220	51.531	-69,55
KENYA	265.449	278.621	4,96	204.657	266.880	30,40
REUNION	1.127.104	3.252.297	188,55	1.819.392	3.838.529	110,98
MOZAMBIQUE	92.118	34.067	-63,02	144.223	70.450	-51,15
EQUATORIAL GUINEA	43.489	33.165	-23,74	29.273	33.618	14,84
TOGO	12.310	13.094	6,37	9.331	10.208	9,40
GHANA	159.282	110.993	-30,32	212.043	146.380	-30,97
ANGOLA	295.663	216.560	-26,75	294.393	148.998	-49,39
CONGO	55.890	114.931	105,64	57.696	160.812	178,72
CAMEROON	12.650	163.828	1.195,08	5.695	151.088	2.552,99
NIGERIA	64.504	90.278	39,96	89.790	145.213	61,73
SIERRA LEONE	0	8.000	--	0	7.549	--
GABON	50.837	44.347	-12,77	67.909	62.345	-8,19
COTE D'IVOIRE	113.132	114.493	1,20	120.905	114.152	-5,59
SENEGAL	9.765	48.478	396,45	19.323	111.370	476,36
MAURITANIA	69.848	0	-100,00	139.875	0	-100,00
MALI	16.067	31.441	95,69	22.649	88.036	288,70
BENIN	218.273	292.126	33,84	231.207	345.073	49,25
BURKINA FASO	5.836	0	-100,00	11.990	0	-100,00
GAMBIA	5.836	0	-100,00	11.990	0	-100,00
U.S. VIRGIN ISLANDS	57.462	45.356	-21,07	99.846	81.336	-18,54
SEYCHELLES	63.544	139.951	120,24	91.506	457.567	400,04
UGANDA	25.030	9.147	-63,46	27.332	13.910	-49,11
NIGER	0	6.179	--	0	10.667	--
DJIBOUTI	309.491	482.581	55,93	157.292	283.412	80,18
SAO TOME AND PRINCIPE	0	3.805	--	0	4.089	--
SWAZILAND	0	5.270	--	0	8.143	--
SOUTH AFRICA	2.892.177	2.527.933	-12,59	5.175.699	4.404.221	-14,91
ZAMBIA	23.076	35.172	52,42	25.304	61.434	63,74
MAURITIUS	284.198	444.233	56,31	496.195	1.559.821	214,36
RWANDA	73.338	68.059	-7,20	73.260	75.270	2,74
VIRGIN ISLANDS (BRITISH)	16.385	23.059	40,73	55.843	63.619	13,92
AUSTRALIA	13.788.285	13.467.393	-2,33	22.483.699	24.512.761	9,02
NEW ZEALAND	1.101.403	988.497	-10,25	2.219.084	2.066.077	-6,90
GUAM	48.805	21.452	-56,05	78.363	56.442	-27,97
PALAU	75	0	-100,00	84	0	-100,00
NEW CALEDONIA	490.584	507.573	3,46	801.021	946.209	18,13
NORTHERN MARIANA ISLANDS	83	0	-100,00	125	0	-100,00
SAINT VINCENT AND THE GRENADII	28.986	42.036	45,02	87.535	110.370	26,09
VANUATU	29.035	11.773	-59,45	67.425	35.950	-46,68
WALLIS AND FUTUNA ISLANDS	12.542	10.066	-19,74	17.236	18.953	9,96
AMERICAN SAMOA	8.696	0	-100,00	70.435	0	-100,00
COOK ISLANDS	31.845	1.799	-94,35	69.654	28.799	-58,65
FIJI	67.235	95.384	41,87	116.517	343.995	195,23
SAMOA	10.791	2.505	-76,79	10.837	4.777	-55,92
SOLOMON ISLANDS	50	6.824	13.548,00	665	19.048	2.764,36
TONGA	631	13.339	2.013,95	779	11.809	1.415,92

TABEL 5. PERKEMBANGAN EKSPOR INDONESIA MENURUT KOMODITI DAN NEGARA TUJUAN

JENIS BARANG	BERAT BERSIH (KG)		PERUB	NILAI FOB (US \$)		PERUB
	JAN-JUN 2007	JAN-JUN 2008	%	JAN-JUN 2007	JAN-JUN 2008	%
	(1)	(2)	(3)	(4)	(5)	(6)
EAST TIMOR	27.701	96.148	247,09	83.712	72.467	-13,43
UNITED STATES	99.123.426	84.153.929	-15,10	285.600.374	267.268.102	-6,42
CANADA	5.586.082	5.828.334	4,34	13.351.022	15.494.388	16,05
MEXICO	797.028	666.099	-16,43	1.729.488	1.903.431	10,06
GUATEMALA	76.997	82.007	6,51	141.294	137.828	-2,45
HONDURAS	15.499	23.922	54,35	16.585	30.699	85,10
NICARAGUA	6.310	4.041	-35,96	4.732	10.825	128,76
PANAMA	528.643	469.408	-11,21	1.083.474	731.372	-32,50
CUBA	0	5.912	--	0	14.039	--
SURINAME	85.467	101.607	18,88	114.252	186.732	63,44
CHILE	125.092	146.017	16,73	193.495	342.371	76,94
VENEZUELA	90.089	84.044	-6,71	221.082	168.769	-23,66
ARGENTINA	237.001	479.504	102,32	522.626	915.893	75,25
BRAZIL	196.861	198.395	0,78	432.068	443.024	2,54
COLOMBIA	102.633	128.369	25,08	163.976	231.541	41,20
BOLIVIA	22.075	0	-100,00	54.845	0	-100,00
URUGUAY	5.950	18.305	207,65	46.287	40.997	-11,43
PARAGUAY	2.169	0	-100,00	2.044	0	-100,00
ECUADOR	82.451	17.798	-78,41	167.782	127.133	-24,23
PERU	12.439	34.919	180,72	15.276	126.992	731,32
GUYANA	3.039	2.852	-6,15	10.387	3.823	-63,19
TRINIDAD AND TOBAGO	15.980	72.422	353,20	46.575	124.570	167,46
BAHAMAS	59.486	39.055	-34,35	195.647	61.625	-68,50
JAMAICA	141.339	144.322	2,11	237.951	388.329	63,20
PUERTO RICO	507.890	516.525	1,70	1.042.618	1.146.632	9,98
BELIZE	178	0	-100,00	465	0	-100,00
DOMINICAN REPUBLIC	346.074	648.935	87,51	612.016	1.436.418	134,70
EL SALVADOR	9.111	11.033	21,10	17.643	24.657	39,76
COSTA RICA	138.047	82.127	-40,51	236.495	181.119	-23,42
HAITI	0	9.200	--	0	24.578	--
BARBADOS	38.649	57.525	48,84	50.315	126.906	152,22
ANTIGUA AND BARBUDA	23.503	5.538	-76,44	53.494	35.021	-34,53
ANGUILLA	17.497	17.355	-0,81	46.652	33.203	-28,83
ARUBA	107.493	93.255	-13,25	222.343	189.613	-14,72
BERMUDA	16.125	16.646	3,23	60.167	51.015	-15,21
CAYMAN ISLANDS	52.276	12.313	-76,45	124.516	38.857	-68,79
DOMINICA	12.625	15.167	20,13	24.415	29.996	22,86
FALKLAND ISLANDS (MALVINAS)	1.859	0	-100,00	2.427	0	-100,00
FRENCH GUIANA	57.459	97.402	69,52	150.110	182.816	21,79
FRENCH POLYNESIA	606.673	469.291	-22,65	846.142	1.001.891	18,41
GRENADA	12.709	13.979	9,99	13.148	36.304	176,12
MARTINIQUE	168.844	346.259	105,08	362.853	669.318	84,46
NETHERLANDS ANTILLES	174.229	319.573	83,42	381.085	814.250	113,67
NORFOLK ISLANDS	33	22.091	66.842,42	186	48.297	25.866,13
SAINT LUCIA	22.325	6.120	-72,59	35.228	26.873	-23,72
TURKS AND CAICOS ISLANDS	9.545	35.675	273,76	42.580	73.307	72,16
GUADELOUPE	140.608	293.363	108,64	343.620	676.374	96,84
SAINT KITTS AND NEVIS	0	5.400	--	0	20.389	--
UNITED KINGDOM	28.300.095	14.801.068	-47,70	51.502.012	45.710.179	-11,25
NETHERLANDS	23.847.537	23.227.820	-2,60	62.596.542	68.215.607	8,98
FRANCE	20.964.233	20.355.777	-2,90	49.156.721	54.121.207	10,10
GERMANY, FED. REP. OF	14.791.731	10.153.122	-31,36	35.189.637	30.305.055	-13,88
AUSTRIA	378.921	192.683	-49,15	1.150.577	730.549	-36,51
BELGIUM	14.226.258	14.242.457	0,11	42.590.650	44.300.315	4,01
SWITZERLAND	481.705	319.923	-33,59	1.098.067	1.546.088	40,80
LUXEMBOURG	6.428	4.000	-37,77	19.162	8.656	-54,83
GIBRALTAR	0	3.799	--	0	15.593	--
DENMARK	3.943.016	3.746.310	-4,99	13.970.330	15.732.266	12,61
NORWAY	2.115.402	1.247.504	-41,03	4.993.739	3.561.969	-28,67
SWEDEN	3.258.431	2.241.178	-31,22	8.988.518	7.073.505	-21,31
FINLAND	1.064.763	1.161.862	9,12	3.375.105	4.345.329	28,75
IRELAND	3.072.365	2.012.906	-34,48	6.644.486	5.074.558	-23,63
ITALY	11.794.134	9.788.160	-17,01	27.138.986	26.486.555	-2,40
SPAIN	15.707.516	12.041.154	-23,34	32.716.550	28.496.529	-12,90
PORTUGAL	1.423.430	2.382.460	67,37	2.419.601	3.562.598	47,24
ICELAND	49.055	85.293	73,87	108.456	222.282	104,95
GREECE	2.808.726	2.401.266	-14,51	6.500.725	6.342.942	-2,43
VATICAN CITY STATE (HOLY SEE)	775	0	-100,00	150	0	-100,00
ANDORRA	0	3.378	--	0	1.552	--
DEMOCRATIC REPUBLIC OF THE C	105.047	75.557	-28,07	77.602	66.031	-14,91
HUNGARY	214.955	192.829	-10,29	403.342	362.717	-10,07
POLAND	625.739	765.283	22,30	1.238.690	1.713.496	38,33
ROMANIA	106.679	239.174	124,20	205.359	313.408	52,61
BULGARIA	139.718	165.520	18,47	252.900	337.753	33,55
YUGOSLAVIA	34.156	49.369	44,54	58.349	101.380	73,75
ALBANIA	6.237	23.016	269,02	3.550	83.753	2.259,24
ARMENIA	19.981	262.189	1.212,19	22.837	349.405	1.430,00
AZERBAIJAN	164	11.385	6.842,07	1.645	47.517	2.788,57

TABEL 5. PERKEMBANGAN EKSPOR INDONESIA MENURUT KOMODITI DAN NEGARA TUJUAN

JENIS BARANG	BERAT BERSIH (KG)		PERUB	NILAI FOB (US \$)		PERUB
	JAN-JUN 2007	JAN-JUN 2008	%	JAN-JUN 2007	JAN-JUN 2008	%
	(1)	(2)	(3)	(4)	(5)	(6)
BELARUS	936	0	-100,00	3.300	0	-100,00
KAZAKHSTAN	2.050	404	-80,29	5.580	2.349	-57,90
UKRAINE	399.852	281.752	-29,54	891.951	658.480	-26,18
UZBEKISTAN	65	0	-100,00	150	0	-100,00
LITHUANIA	40.876	107.382	162,70	102.696	365.641	256,04
LATVIA	176.651	316.772	79,32	450.183	755.228	67,76
ESTONIA	115.616	219.249	89,64	274.095	1.099.211	301,03
GEORGIA	20.624	45.290	119,60	63.004	106.932	69,72
CROATIA	404.447	534.548	32,17	852.416	905.741	6,26
BOSNIA AND HERZEGOVINA	3.527	2.164	-38,64	8.913	6.754	-24,22
MALTA	136.609	111.185	-18,61	358.398	310.180	-13,45
SLOVAKIA	111.518	99.393	-10,87	99.547	118.825	19,37
SLOVENIA	326.253	337.566	3,47	475.098	911.716	91,90
CZECH REPUBLIC	301.567	397.362	31,77	1.086.111	1.320.930	21,62
REP. OF MACEDONIA	1.599	0	-100,00	4.010	0	-100,00
RUSSIA FEDERATION	348.762	564.769	61,94	845.615	1.492.470	76,50
-AN ORGANIK	795.612.440	3.296.010.508	314,27	221.058.184	394.831.344	78,61
JAPAN	68.562.577	153.222.259	123,48	21.551.554	48.660.213	125,79
HONG KONG	449.031	215.538	-52,00	83.110	101.872	22,57
KOREA, REPUBLIC OF	158.518.123	265.722.763	67,63	44.199.933	82.672.323	87,04
TAIWAN	155.539.093	257.214.398	65,37	43.695.696	87.425.447	100,08
CHINA	23.258.935	2.311.786.165	9.839,35	8.978.850	70.715.811	687,58
PAPUA NEW GUINEA	48.140	49.999	3,86	11.855	9.848	-16,93
THAILAND	56.129.948	54.826.955	-2,32	14.788.722	15.018.182	1,55
SINGAPORE	19.518.175	14.976.025	-23,27	6.911.689	5.552.635	-19,66
PHILIPPINES	44.547.665	50.389.490	13,11	11.866.558	16.237.465	36,83
MALAYSIA	45.699.587	43.709.498	-4,35	12.588.630	17.779.302	41,23
MYANMAR (FORM. BURMA)	360.000	278.000	-22,78	152.979	91.051	-40,48
BRUNEI DARUSSALAM	3.806.850	3.794.200	-0,33	734.365	684.356	-6,81
NEPAL	20.000	0	-100,00	8.730	0	-100,00
VIET NAM	21.574.054	26.561.815	23,12	7.397.351	11.239.323	51,94
MALDIVES	18.977	301	-98,41	6.908	105	-98,48
INDIA	115.645.166	34.002.212	-70,60	30.206.947	10.397.622	-65,58
PAKISTAN	1.608.868	2.274.529	41,37	429.294	832.417	93,90
BANGLADESH	6.107.463	5.820.200	-4,70	1.053.785	1.078.807	2,37
SRI LANKA	2.654.632	4.822.599	81,67	771.894	993.539	28,71
IRAN (ISLAMIC REPUBLIC OF)	200.000	100.000	-50,00	182.000	114.000	-37,36
SAUDI ARABIA	583.375	410.740	-29,59	397.268	598.953	50,77
OMAN	6	0	-100,00	1.400	0	-100,00
TURKEY	116.107	774.106	566,72	39.851	212.276	432,67
UNITED ARAB EMIRATES	57.948	765.937	1.221,77	80.050	1.083.292	1.253,27
QATAR	0	21.900	--	0	8.450	--
BAHRAIN	15.980	700.200	4.281,73	25.700	873.808	3.300,03
EGYPT	1.132.100	2.024.500	78,83	100.470	286.405	185,07
SUDAN	193.050	107.250	-44,44	34.492	24.668	-28,48
TANZANIA, UNITED REPUBLIC OF	1.750.000	3.300.000	88,57	174.505	413.300	136,84
MADAGASCAR	476.000	271.500	-42,96	59.496	55.175	-7,26
KENYA	2.309.000	3.220.000	39,45	234.150	381.215	62,81
GUINEA	72.000	0	-100,00	31.680	0	-100,00
NIGERIA	71.436	291.830	308,52	94.575	329.063	247,94
SOUTH AFRICA	480.259	440.540	-8,27	293.552	213.935	-27,12
MAURITIUS	2.561.144	926.076	-63,84	275.521	125.113	-54,59
AUSTRALIA	40.034.572	27.391.598	-31,58	9.163.091	10.772.577	17,56
NEW ZEALAND	444.126	938.464	111,31	346.763	1.062.646	206,45
FIJI	0	1.200.000	--	0	234.000	--
EAST TIMOR	20	11.447	57.135,00	8	6.720	83.900,00
UNITED STATES	17.313.550	19.973.934	15,37	1.964.736	5.677.462	188,97
CANADA	105.000	131.332	25,08	74.750	97.076	29,87
MEXICO	40.000	0	-100,00	13.000	0	-100,00
BRAZIL	1	0	-100,00	2	0	-100,00
HAITI	1.396	0	-100,00	5.573	0	-100,00
UNITED KINGDOM	433.019	543.230	25,45	146.915	373.566	154,27
NETHERLANDS	132.205	128.200	-3,03	47.284	103.405	118,69
FRANCE	449.000	344.041	-23,38	184.459	288.118	56,20
GERMANY, FED. REP. OF	810.152	320.296	-60,46	571.187	300.483	-47,39
AUSTRIA	1.000	21	-97,90	500	300	-40,00
BELGIUM	373.155	283.048	-24,15	124.896	250.452	100,53
DENMARK	20.000	80.000	300,00	7.000	70.100	901,43
SWEDEN	104.779	40.000	-61,82	73.881	43.000	-41,80
FINLAND	240.302	138.412	-42,40	94.035	129.689	37,92
IRELAND	0	20.000	--	0	17.200	--
ITALY	758.854	682.000	-10,13	500.913	461.138	-7,94
SPAIN	154.480	280.000	81,25	55.552	236.761	326,20
PORTUGAL	22.000	0	-100,00	7.348	0	-100,00
GREECE	9.140	0	-100,00	182.001	0	-100,00
DEMOCRATIC REPUBLIC OF THE C	40.000	0	-100,00	16.990	0	-100,00
POLAND	0	307.000	--	0	267.955	--

TABEL 5. PERKEMBANGAN EKSPOR INDONESIA MENURUT KOMODITI DAN NEGARA TUJUAN

JENIS BARANG	BERAT BERSIH (KG)		PERUB	NILAI FOB (US \$)		PERUB
	JAN-JUN 2007	JAN-JUN 2008	%	JAN-JUN 2007	JAN-JUN 2008	%
	(1)	(2)	(3)	(4)	(5)	(6)
BULGARIA	0	20.000	--	0	9.600	--
KAZAKHSTAN	0	15.960	--	0	16.000	--
LITHUANIA	40.000	20.000	-50,00	13.740	9.085	-33,88
SLOVAKIA	0	120.000	--	0	194.040	--
-ORGANIK	1.835.626.568	1.330.631.181	-27,51	1.326.634.206	1.044.168.420	-21,29
JAPAN	207.697.768	192.907.925	-7,12	96.059.161	90.341.149	-5,95
HONG KONG	12.734.354	5.504.161	-56,78	19.611.607	9.306.582	-52,55
KOREA, DEMOCRATIC PEOPLE'S RE	0	368.795	--	0	484.285	--
KOREA, REPUBLIC OF	84.606.214	85.672.287	1,26	69.693.344	64.525.380	-7,42
TAIWAN	108.123.734	190.490.543	76,18	95.857.459	38.411.299	-59,93
CHINA	608.181.484	213.174.964	-64,95	287.560.248	193.553.894	-32,69
MACAU	0	31.608	--	0	1.870	--
PAPUA NEW GUINEA	41.069	15.138	-63,14	51.328	29.455	-42,61
THAILAND	173.474.381	134.495.789	-22,47	175.834.084	100.245.555	-42,99
SINGAPORE	129.263.256	48.872.084	-62,19	124.374.334	50.952.832	-59,03
PHILIPPINES	17.384.134	26.800.086	54,16	12.081.772	18.855.210	56,06
MALAYSIA	188.964.823	181.352.652	-4,03	123.074.085	133.268.604	8,28
MYANMAR (FORM. BURMA)	955.030	592.982	-37,91	701.174	657.020	-6,30
CAMBODIA	1.437.925	1.160.912	-19,26	1.808.883	1.463.630	-19,09
BRUNEI DARUSSALAM	18.266	52.661	188,30	20.248	87.024	329,79
LAO PEOPLE'S DEMOCRATIC REPU	690	0	-100,00	495	0	-100,00
NEPAL	45.000	112.517	150,04	41.900	106.610	154,44
VIET NAM	37.415.315	39.667.903	6,02	36.290.737	41.901.568	15,46
MALDIVES	0	4.967	--	0	5.378	--
INDIA	45.662.440	27.541.575	-39,68	42.509.151	29.285.040	-31,11
PAKISTAN	8.571.715	3.429.719	-59,99	9.510.463	6.063.397	-36,24
BANGLADESH	1.951.784	3.493.771	79,00	1.728.429	3.984.347	130,52
SRI LANKA	1.179.639	2.157.712	82,91	1.260.377	2.808.176	122,80
IRAN (ISLAMIC REPUBLIC OF)	1.977.350	3.096.540	56,60	2.055.804	4.692.776	128,27
SAUDI ARABIA	6.666.612	3.765.112	-43,52	8.353.682	4.898.061	-41,37
ISRAEL	0	548.209	--	0	892.619	--
KUWAIT	47.077	24.148	-48,71	144.660	119.675	-17,27
JORDAN	703.088	190.873	-72,85	487.816	343.026	-29,68
LEBANON	35.000	35.000	0,00	48.024	64.953	35,25
OMAN	11.513	2.160	-81,24	49.168	18.000	-63,39
SYRIA ARAB REPUBLIC	415.546	571.822	37,61	376.767	525.049	39,36
TURKEY	26.425.245	6.436.240	-75,64	24.190.435	9.432.939	-61,01
UNITED ARAB EMIRATES	338.243	6.773.636	1.902,59	497.136	9.911.964	1.893,81
QATAR	5.239.477	13.123	-99,75	5.665.267	41.571	-99,27
CYPRUS	0	34.999	--	0	53.816	--
EGYPT	1.080.295	1.863.009	72,45	993.221	2.292.695	130,83
LIBYAN ARAB JAMAHIRIYA	78	3.534	4.430,77	64	18.655	29.048,44
MOROCCO	260.000	43.200	-83,38	322.100	22.832	-92,91
TUNISIA	0	84.600	--	0	113.132	--
ALGERIA	18.750	204.600	991,20	36.413	210.199	477,26
SUDAN	106.212	142.283	33,96	68.416	683.450	898,96
TANZANIA, UNITED REPUBLIC OF	432.675	533.700	23,35	230.824	745.337	222,90
MADAGASCAR	58.149	62.400	7,31	75.252	93.264	23,94
KENYA	329.316	312.936	-4,97	225.193	531.400	135,98
MOZAMBIQUE	0	100.000	--	0	160.400	--
GHANA	374.200	464.190	24,05	233.735	425.912	82,22
LIBERIA	0	23.392	--	0	34.929	--
GUINEA	1	0	-100,00	10	0	-100,00
ANGOLA	0	3.240.000	--	0	1.976.400	--
CAMEROON	21.600	121.600	462,96	10.212	174.024	1.604,11
NIGERIA	8.514.246	11.790.885	38,48	4.897.789	13.843.991	182,66
SIERRA LEONE	106.142	88.450	-16,67	130.556	109.678	-15,99
COTE D'IVOIRE	126.400	1.040.250	722,98	61.504	883.038	1.335,74
SENEGAL	2.941	0	-100,00	22.620	0	-100,00
BENIN	14.690	250	-98,30	35.675	975	-97,27
DJIBOUTI	88.000	0	-100,00	52.800	0	-100,00
SWAZILAND	700	426	-39,14	48.287	45.365	-6,05
SOUTH AFRICA	1.648.056	3.913.752	137,48	1.487.856	4.904.669	229,65
ZAMBIA	300.000	0	-100,00	174.900	0	-100,00
MALAWI	182.000	440.000	141,76	108.250	743.340	586,69
MAURITIUS	122.473	63.235	-48,37	135.932	88.813	-34,66
AUSTRALIA	11.350.688	11.662.758	2,75	12.078.082	17.492.042	44,82
NEW ZEALAND	1.795.011	1.966.289	9,54	1.754.625	2.700.470	53,91
GUAM	0	15.618	--	0	22.197	--
NEW CALEDONIA	1.149	0	-100,00	1.370	0	-100,00
AMERICAN SAMOA	1.060	0	-100,00	1.513	0	-100,00
FIJI	244	0	-100,00	2.436	0	-100,00
SOLOMON ISLANDS	3.309	7.098	114,51	4.325	16.432	279,93
TONGA	0	34	--	0	27	--
EAST TIMOR	70.559	0	-100,00	139.217	0	-100,00
UNITED STATES	27.027.472	21.844.517	-19,18	28.475.466	40.187.458	41,13
CANADA	1.510.195	2.433.675	61,15	1.726.794	3.534.459	104,68

TABEL 5. PERKEMBANGAN EKSPOR INDONESIA MENURUT KOMODITI DAN NEGARA TUJUAN

JENIS BARANG	BERAT BERSIH (KG)		PERUB	NILAI FOB (US \$)		PERUB
	JAN-JUN 2007	JAN-JUN 2008	%	JAN-JUN 2007	JAN-JUN 2008	%
(1)	(2)	(3)	(4)	(5)	(6)	(7)
MEXICO	772.811	430.169	-44,34	1.432.705	761.578	-46,84
GUATEMALA	117.299	174.500	48,77	102.515	106.629	4,01
PANAMA	0	22.000	--	0	46.570	--
CHILE	1.476.700	466.799	-68,39	1.404.404	334.268	-76,20
VENEZUELA	419.999	45.600	-89,14	550.911	86.304	-84,33
ARGENTINA	1.271.033	976.413	-23,18	1.355.626	1.412.503	4,20
BRAZIL	2.787.002	2.249.596	-19,28	2.833.963	3.167.084	11,75
COLOMBIA	1.238.968	395.755	-68,06	1.614.419	731.534	-54,69
BOLIVIA	0	39.000	--	0	112.575	--
URUGUAY	71.000	23.100	-67,46	288.833	270.270	-6,43
PARAGUAY	60.000	64.800	8,00	35.174	36.271	3,12
ECUADOR	0	18.000	--	0	20.520	--
PERU	779.900	234.600	-69,92	844.002	318.113	-62,31
TRINIDAD AND TOBAGO	0	174	--	0	1.375	--
JAMAICA	12.177	14.837	21,84	10.297	23.902	132,13
PUERTO RICO	500	0	-100,00	26.340	0	-100,00
DOMINICAN REPUBLIC	87.500	18.000	-79,43	107.563	35.608	-66,90
EL SALVADOR	0	21.000	--	0	40.577	--
COSTA RICA	87.506	600	-99,31	117.589	4.288	-96,35
DOMINICA	21.600	21.600	0,00	9.878	11.818	19,64
GRENADA	0	84.000	--	0	90.750	--
UNITED KINGDOM	5.759.666	4.450.031	-22,74	6.455.873	7.300.033	13,08
NETHERLANDS	17.425.796	24.266.391	39,26	21.571.911	34.219.253	58,63
FRANCE	1.593.923	1.043.092	-34,56	2.192.401	1.885.031	-14,02
GERMANY, FED. REP. OF	11.045.868	8.136.636	-26,34	15.790.099	14.664.222	-7,13
AUSTRIA	0	332	--	0	16.504	--
BELGIUM	30.564.301	18.797.125	-38,50	38.483.725	31.076.522	-19,25
SWITZERLAND	130.713	199.604	52,70	401.944	440.641	9,63
DENMARK	40.000	875.850	2.089,63	76.314	799.165	947,21
NORWAY	107.375	99.064	-7,74	168.100	143.482	-14,64
SWEDEN	820.000	728.539	-11,15	1.070.302	1.155.194	7,93
FINLAND	980.710	1.237.500	26,18	1.356.172	1.673.229	23,38
IRELAND	10.736	133.800	1.146,27	546.595	688.732	26,00
ITALY	12.890.497	3.526.476	-72,64	12.416.865	5.209.166	-58,05
SPAIN	8.324.143	5.580.580	-32,96	8.940.571	7.702.095	-13,85
PORTUGAL	807.687	414.999	-48,62	807.285	598.960	-25,81
GREECE	340.244	2.432.059	614,80	415.927	2.871.550	590,40
DEMOCRATIC REPUBLIC OF THE C	158.601	225.762	42,35	247.150	357.771	44,76
HUNGARY	85.848	29.400	-65,75	197.328	68.062	-65,51
POLAND	2.423.000	2.861.000	18,08	2.915.558	3.875.493	32,92
ROMANIA	70.000	59.596	-14,86	87.149	92.399	6,02
BULGARIA	207.535	169.974	-18,10	164.000	364.980	122,55
BELARUS	0	19.980	--	0	10.989	--
TAJIKISTAN	0	10.000	--	0	23.700	--
TURKMENISTAN	0	14.000	--	0	59.890	--
UKRAINE	235.767	432.650	83,51	333.518	833.888	150,03
LITHUANIA	189.980	428.479	125,54	263.764	733.015	177,91
LATVIA	52.500	35.000	-33,33	69.841	57.560	-17,58
ESTONIA	78.000	234.396	200,51	48.945	220.603	350,72
CROATIA	3	614	20.366,67	6	1.500	24.900,00
SLOVENIA	422.497	713.499	68,88	528.146	1.033.583	95,70
CZECH REPUBLIC	823.000	194.000	-76,43	912.093	278.125	-69,51
RUSSIA FEDERATION	5.719.400	6.120.916	7,02	5.964.930	8.712.209	46,06
-LAINNYA	689.557.287	112.865.068	-83,63	287.975.105	93.981.685	-67,36
JAPAN	52.206.269	9.032.476	-82,70	27.455.446	8.133.013	-70,38
HONG KONG	132.640	323.173	143,65	226.005	431.329	90,85
KOREA, REPUBLIC OF	76.492.298	31.037.532	-59,42	45.909.373	25.938.399	-43,50
TAIWAN	48.890.821	53.327	-99,89	23.945.449	74.804	-99,69
CHINA	39.173.091	665.459	-98,30	19.079.016	854.233	-95,52
THAILAND	30.731.456	31.791.634	3,45	15.920.421	27.446.188	72,40
SINGAPORE	421.673.357	21.379.141	-94,93	148.377.807	17.162.664	-88,43
PHILIPPINES	460.542	794.898	72,60	521.283	894.302	71,56
MALAYSIA	18.970.608	12.417.484	-34,54	5.635.935	8.494.940	50,73
MYANMAR (FORM. BURMA)	619.662	0	-100,00	609.403	0	-100,00
CAMBODIA	227	0	-100,00	1.893	0	-100,00
BRUNEI DARUSSALAM	16.541	17.014	2,86	17.041	18.440	8,21
VIET NAM	33.419	21.676	-35,14	48.307	54.447	12,71
MALDIVES	0	311	--	0	239	--
INDIA	1.577	3.346	112,18	4.463	13.687	206,68
PAKISTAN	702	2.298	227,35	2.345	8.889	279,06
BANGLADESH	48.000	47.999	0,00	80.900	80.840	-0,07
SRI LANKA	9.433	5.862	-37,86	24.689	12.628	-48,85
LEBANON	0	14.134	--	0	22.064	--
TURKEY	0	14.136	--	0	19.543	--
UNITED ARAB EMIRATES	1.419	288	-79,70	8.534	1.073	-87,43
SUDAN	369	0	-100,00	850	0	-100,00
AUSTRALIA	1.826	232.517	12.633,68	14.965	314.499	2.001,56

TABEL 5. PERKEMBANGAN EKSPOR INDONESIA MENURUT KOMODITI DAN NEGARA TUJUAN

JENIS BARANG	BERAT BERSIH (KG)		PERUB	NILAI FOB (US \$)		PERUB
	JAN-JUN 2007	JAN-JUN 2008	%	JAN-JUN 2007	JAN-JUN 2008	%
	(1)	(2)	(3)	(4)	(5)	(6)
NEW ZEALAND	33.257	2.862	-91,39	38.378	9.646	-74,87
FIJI	0	324	--	0	1.318	--
UNITED STATES	58.366	5.006.729	8.478,16	49.032	3.971.472	7.999,76
CANADA	0	28	--	0	91	--
UNITED KINGDOM	1.400	0	-100,00	3.323	0	-100,00
NETHERLANDS	0	1	--	0	2	--
FRANCE	0	11	--	0	70	--
GERMANY, FED. REP. OF	7	403	5.657,14	247	22.535	9.023,48
ITALY	0	5	--	0	330	--
PUPUK	186.878.583	83.853.448	-55,13	53.892.707	31.938.445	-40,74
JAPAN	18.679.920	20.668.161	10,64	2.373.859	2.955.831	24,52
HONG KONG	180	229	27,22	268	466	73,88
KOREA, REPUBLIC OF	484.491	880.070	81,65	69.284	87.334	26,05
TAIWAN	382.683	521.819	36,36	53.312	111.291	108,75
CHINA	122.498	68.758	-43,87	16.415	64.720	294,27
THAILAND	42.218.647	5.051.035	-88,04	12.735.628	3.727.661	-70,73
SINGAPORE	311.800	296.618	-4,87	47.391	35.607	-24,87
PHILIPPINES	59.773.879	8.242.636	-86,21	17.814.912	2.501.504	-85,96
MALAYSIA	39.973.334	13.737.042	-65,63	13.653.132	8.606.118	-36,97
MYANMAR (FORM. BURMA)	0	600.000	--	0	320.205	--
BRUNEI DARUSSALAM	1.000	60.631	5.963,10	3.630	3.028	-16,58
LAO PEOPLE'S DEMOCRATIC REPU	516	0	-100,00	370	0	-100,00
VIET NAM	235.000	2.250.000	857,45	22.600	300.225	1.228,43
MALDIVES	176	5.428	2.984,09	232	4.132	1.681,03
INDIA	20.000.000	100	-100,00	5.870.000	320	-99,99
BANGLADESH	0	3.000.000	--	0	970.500	--
JORDAN	0	66.000	--	0	47.520	--
OMAN	0	66.000	--	0	13.530	--
TURKEY	440.000	0	-100,00	127.600	0	-100,00
UNITED ARAB EMIRATES	300.000	241.799	-19,40	75.000	28.920	-61,44
EGYPT	0	60.000	--	0	39.855	--
MADAGASCAR	0	48.000	--	0	24.000	--
KENYA	604.189	460.000	-23,86	144.120	311.650	116,24
AUSTRALIA	2.697.525	4.481.999	66,15	539.690	1.548.374	186,90
NEW ZEALAND	44.000	522.340	1.087,14	7.338	120.207	1.538,14
UNITED STATES	220.375	21.060.602	9.456,71	59.175	9.323.827	15.656,36
BRAZIL	21.546	86.184	300,00	60.329	308.807	411,87
NETHERLANDS	42.800	20.000	-53,27	13.901	10.905	-21,55
FRANCE	44.000	440.000	900,00	5.720	101.706	1.678,08
BELGIUM	20.000	0	-100,00	58.600	0	-100,00
SWITZERLAND	24	0	-100,00	1	0	-100,00
SWEDEN	0	20.000	--	0	770	--
IRELAND	220.000	110.000	-50,00	33.000	21.450	-35,00
SPAIN	40.000	0	-100,00	107.200	0	-100,00
RUSSIA FEDERATION	0	787.997	--	0	347.982	--
PRODUK PHARMASI	5.538.315	5.875.634	6,09	80.200.859	94.042.987	17,26
JAPAN	66.967	95.747	42,98	4.737.576	6.716.429	41,77
HONG KONG	39.191	82.614	110,80	1.160.424	1.455.825	25,46
KOREA, REPUBLIC OF	52.656	78.668	49,40	9.766.571	12.962.398	32,72
TAIWAN	74.333	3.998	-94,62	196.336	147.295	-24,98
CHINA	23.967	48.490	102,32	2.064.617	869.738	-57,87
MONGOLIA	30.416	27.509	-9,56	175.585	267.519	52,36
MACAU	10	1.053	10.430,00	1.622	59.584	3.573,49
PAPUA NEW GUINEA	4.498	4.553	1,22	57.798	14.030	-75,73
THAILAND	304.224	630.754	107,33	12.404.200	7.702.110	-37,91
SINGAPORE	294.060	237.415	-19,26	3.330.820	2.254.832	-32,30
PHILIPPINES	511.920	818.072	59,80	6.669.495	9.690.950	45,30
MALAYSIA	781.833	696.842	-10,87	1.803.978	3.678.309	103,90
MYANMAR (FORM. BURMA)	298.944	627.466	109,89	1.549.468	2.588.970	67,09
CAMBODIA	55.044	97.658	77,42	1.140.693	1.635.947	43,42
BRUNEI DARUSSALAM	11.951	22.787	90,67	43.416	63.479	46,21
LAO PEOPLE'S DEMOCRATIC REPU	592	1	-99,83	30.000	10	-99,97
NEPAL	1.041	3.355	222,29	142.811	461.052	222,84
VIET NAM	101.249	151.253	49,39	3.842.233	5.111.122	33,02
MALDIVES	30	0	-100,00	3.060	0	-100,00
INDIA	5.570	113.008	1.928,87	9.494.107	12.166.155	28,14
PAKISTAN	105.681	76.715	-27,41	353.782	355.796	0,57
BANGLADESH	23.852	40.115	68,18	206.739	25.364	-87,73
SRI LANKA	1.348.417	292.141	-78,33	2.925.570	2.127.377	-27,28
AFGHANISTAN	5.975	61.002	920,95	176.693	296.586	67,85
SAUDI ARABIA	16.336	976	-94,03	14.784	1.370	-90,73
JORDAN	1.548	8.752	465,37	285.391	49.674	-82,59
LEBANON	6.525	140	-97,85	43.327	8.050	-81,42
YEMEN	21.351	1.814	-91,50	396.163	98.990	-75,01
SYRIA ARAB REPUBLIC	0	5	--	0	154	--
TURKEY	1.606	0	-100,00	345.000	0	-100,00

TABEL 5. PERKEMBANGAN EKSPOR INDONESIA MENURUT KOMODITI DAN NEGARA TUJUAN

JENIS BARANG	BERAT BERSIH (KG)		PERUB	NILAI FOB (US \$)		PERUB
	JAN-JUN 2007	JAN-JUN 2008	%	JAN-JUN 2007	JAN-JUN 2008	%
	(1)	(2)	(3)	(4)	(5)	(6)
UNITED ARAB EMIRATES	5.860	11.606	98,05	57.698	99.333	72,16
BAHRAIN	0	605	--	0	12.192	--
EGYPT	4.172	5	-99,88	90.094	4	-100,00
LIBYAN ARAB JAMAHIRIYA	147	6.388	4.245,58	22.800	22.139	-2,90
MOROCCO	1.480	592	-60,00	149.680	30.800	-79,42
ALGERIA	3.233	3.105	-3,96	732.150	816.500	11,52
SUDAN	1	0	-100,00	9	0	-100,00
ERITREA	296	0	-100,00	15.000	0	-100,00
ETHIOPIA	29	7.287	25.027,59	1.024	379.071	36.918,65
TANZANIA, UNITED REPUBLIC OF	0	5.517	--	0	5.257	--
KENYA	1.094	3.533	222,94	89.364	206.128	130,66
EQUATORIAL GUINEA	120	14.436	11.930,00	9.660	166.056	1.619,01
TOGO	61.495	99.013	61,01	694.855	819.894	17,99
GHANA	104.075	6.669	-93,59	1.190.868	97.451	-91,82
LIBERIA	2.649	602	-77,27	157.650	31.339	-80,12
CAMEROON	1.127	4.109	264,60	57.105	641.089	1.022,65
NIGERIA	806.336	582.778	-27,73	8.184.506	6.248.163	-23,66
GABON	6.089	12.380	103,32	69.850	136.741	95,76
COTE D'IVOIRE	15.180	1.020	-93,28	212.361	26.313	-87,61
SENEGAL	0	385	--	0	20.020	--
MAURITANIA	284	602	111,97	29.376	43.506	48,10
MALI	0	6.289	--	0	327.173	--
BENIN	7.498	44.652	495,52	38.958	378.944	872,70
GUINEA BISSAU	126	0	-100,00	8.793	0	-100,00
SEYCHELLES	0	526	--	0	1.044	--
UGANDA	0	3.310	--	0	179.354	--
CENTRAL AFRICAN REPUBLIC	282	296	4,96	26.730	15.400	-42,39
NIGER	0	2.763	--	0	220.277	--
CHAD	96	13.748	14.220,83	9.945	10.275	3,32
DJIBOUTI	104	0	-100,00	10.710	0	-100,00
SAO TOME AND PRINCIPE	0	49	--	0	4.121	--
SOUTH AFRICA	11.149	9.626	-13,66	322.840	240.824	-25,40
ZIMBABWE	2.587	3.030	17,12	267.903	172.201	-35,72
ZAMBIA	567	1.164	105,29	28.725	60.561	110,83
MALAWI	0	7.431	--	0	480.172	--
BURUNDI	0	840	--	0	48.300	--
MAURITIUS	620	1.257	102,74	9.873	19.276	95,24
AUSTRALIA	21.727	241.245	1.010,35	2.266.771	5.577.650	146,06
NEW ZEALAND	0	65.957	--	0	682.656	--
AMERICAN SAMOA	4.604	0	-100,00	6.569	0	-100,00
COOK ISLANDS	0	7.003	--	0	8.227	--
FIJI	1.227	302	-75,39	8.457	3.379	-60,04
SAMOA	245	0	-100,00	14.524	0	-100,00
EAST TIMOR	0	30.538	--	0	125.365	--
UNITED STATES	183.747	202.236	10,06	150.492	138.502	-7,97
CANADA	49.398	7.502	-84,81	42.976	20.000	-53,46
MEXICO	88	2.187	2.385,23	315.000	777.688	146,89
PANAMA	552	0	-100,00	38.714	0	-100,00
SURINAME	6.884	608	-91,17	49.618	1.034	-97,92
URUGUAY	500	0	-100,00	128.250	0	-100,00
ECUADOR	7.284	17.013	133,57	93.514	353.365	277,87
BARBADOS	0	98	--	0	133	--
CAPE VERDE	80	52	-35,00	8.262	5.460	-33,91
UNITED KINGDOM	13.903	11.982	-13,82	408.734	304.501	-25,50
NETHERLANDS	7.270	7.909	8,79	346.578	126.221	-63,58
FRANCE	2.505	48.777	1.847,19	67.148	723.294	977,16
GERMANY, FED. REP. OF	3.553	56.493	1.490,01	149.676	798.318	433,36
AUSTRIA	8	2.657	33.112,50	210	85.890	40.800,00
BELGIUM	3.858	41.769	982,66	27.480	303.258	1.003,56
SWITZERLAND	1	8.412	841.100,00	120	25.939	21.515,83
DENMARK	0	106	--	0	18.963	--
NORWAY	269	211	-21,56	10.896	14.443	32,55
SWEDEN	227	2.584	1.038,33	6.708	16.922	152,27
FINLAND	106	12	-88,68	6.895	10	-99,85
ITALY	344	106	-69,19	84.640	20	-99,98
SPAIN	137	6	-95,62	20	1	-95,00
PORTUGAL	0	1.752	--	0	1.882	--
DEMOCRATIC REPUBLIC OF THE C	0	1.073	--	0	178.000	--
POLAND	0	32.192	--	0	510.068	--
ROMANIA	1.940	2.647	36,44	22.701	262.486	1.056,28
TAJIKISTAN	0	180	--	0	8.701	--
TURKMENISTAN	249	296	18,88	25.704	31.200	21,38
UZBEKISTAN	1.126	3.003	166,70	69.416	159.378	129,60
RUSSIA FEDERATION	0	210	--	0	11.000	--
KULIT DAN BARANG DARI KULIT	6.084.182	6.128.306	0,73	110.977.542	122.599.337	10,47
JAPAN	77.050	116.528	51,24	2.693.906	2.762.512	2,55
HONG KONG	929.980	1.270.298	36,59	15.565.684	23.797.747	52,89

TABEL 5. PERKEMBANGAN EKSPOR INDONESIA MENURUT KOMODITI DAN NEGARA TUJUAN

JENIS BARANG	BERAT BERSIH (KG)		PERUB	NILAI FOB (US \$)		PERUB
	JAN-JUN 2007	JAN-JUN 2008	%	JAN-JUN 2007	JAN-JUN 2008	%
	(1)	(2)	(3)	(4)	(5)	(6)
KOREA, REPUBLIC OF	258.215	187.799	-27,27	1.943.153	1.950.346	0,37
TAIWAN	201.877	54.815	-72,85	3.136.946	829.766	-73,55
CHINA	753.875	1.381.127	83,20	16.618.743	25.902.848	55,87
MACAU	1.617	1.439	-11,01	62.307	58.261	-6,49
PAPUA NEW GUINEA	0	120	--	0	449	--
THAILAND	374.332	223.141	-40,39	7.542.867	4.553.541	-39,63
SINGAPORE	281.580	323.370	14,84	8.096.998	7.796.507	-3,71
PHILIPPINES	16.043	8.407	-47,60	179.984	170.564	-5,23
MALAYSIA	883.508	498.146	-43,62	14.767.020	9.103.402	-38,35
MYANMAR (FORM. BURMA)	2.615	173	-93,38	49.713	375	-99,25
CAMBODIA	11.648	0	-100,00	262.449	0	-100,00
BRUNEI DARUSSALAM	1.699	440	-74,10	451	878	94,68
NEPAL	0	27	--	0	2.940	--
VIET NAM	195.709	286.088	46,18	4.051.013	6.021.875	48,65
MALDIVES	1.428	657	-53,99	11.185	6.588	-41,10
INDIA	373.242	346.948	-7,04	7.453.465	5.339.759	-28,36
PAKISTAN	0	2.518	--	0	46.437	--
BANGLADESH	72.283	0	-100,00	1.256.281	0	-100,00
SRI LANKA	3.648	12.868	252,74	141.207	84.924	-39,86
IRAN (ISLAMIC REPUBLIC OF)	9.033	17.339	91,95	28.957	43.013	48,54
SAUDI ARABIA	7	740	10.471,43	83	21.076	25.292,77
ISRAEL	0	308	--	0	960	--
LEBANON	13	35	169,23	1.379	287	-79,19
SYRIA ARAB REPUBLIC	0	106	--	0	600	--
TURKEY	7.457	9.500	27,40	14.654	15.593	6,41
UNITED ARAB EMIRATES	16.604	3.325	-79,97	147.168	13.030	-91,15
CYPRUS	6	233	3.783,33	32	1.354	4.131,25
EGYPT	0	916	--	0	3.951	--
MOROCCO	0	107	--	0	642	--
TUNISIA	1.272	0	-100,00	2.340	0	-100,00
TANZANIA, UNITED REPUBLIC OF	1.041	8	-99,23	4.615	13	-99,72
KENYA	1.340	0	-100,00	3.310	0	-100,00
REUNION	0	239	--	0	1.515	--
CAMEROON	0	1.561	--	0	3.371	--
SENEGAL	33	0	-100,00	242	0	-100,00
SEYCHELLES	3	67	2.133,33	112	105	-6,25
UGANDA	1	0	-100,00	2	0	-100,00
SOUTH AFRICA	1.931	1.501	-22,27	3.160	2.997	-5,16
MAURITIUS	83	1.710	1.960,24	948	21.269	2.143,57
VIRGIN ISLANDS (BRITISH)	0	34	--	0	214	--
AUSTRALIA	196.559	27.267	-86,13	490.892	608.713	24,00
NEW ZEALAND	1.573	2.589	64,59	18.578	36.562	96,80
GUAM	24	135	462,50	337	642	90,50
NEW CALEDONIA	370	726	96,22	1.411	1.969	39,55
VANUATU	5	0	-100,00	75	0	-100,00
AMERICAN SAMOA	5.498	612	-88,87	7.796	4.117	-47,19
COOK ISLANDS	25	0	-100,00	298	0	-100,00
FJI	1.697	3.940	132,17	5.316	8.851	66,50
SAMOA	47	0	-100,00	134	0	-100,00
UNITED STATES	280.183	325.603	16,21	9.455.420	11.837.510	25,19
CANADA	4.101	1.789	-56,38	81.317	11.659	-85,66
MEXICO	5.632	3.107	-44,83	223.955	100.768	-55,01
PANAMA	0	159	--	0	299	--
CHILE	27	252	833,33	29	882	2.941,38
VENEZUELA	588	0	-100,00	10.187	0	-100,00
ARGENTINA	0	101	--	0	247	--
BRAZIL	5.382	7.058	31,14	15.725	23.113	46,98
URUGUAY	13	0	-100,00	52	0	-100,00
JAMAICA	227	999	340,09	538	2.382	342,75
PUERTO RICO	598	41	-93,14	6.284	288	-95,42
BELIZE	0	1.062	--	0	2.677	--
DOMINICAN REPUBLIC	1.247	1.517	21,65	2.104	2.422	15,11
COSTA RICA	194	119	-38,66	318	300	-5,66
BERMUDA	0	166	--	0	790	--
FRENCH POLYNESIA	1.446	2.981	106,15	2.354	4.480	90,31
MARTINIQUE	12	175	1.358,33	258	1.634	533,33
NETHERLANDS ANTILLES	28	1.667	5.853,57	1.407	2.106	49,68
SAINT LUCIA	31	0	-100,00	1.099	0	-100,00
GUADELOUPE	460	0	-100,00	2.310	0	-100,00
UNITED KINGDOM	12.048	19.817	64,48	361.780	441.191	21,95
NETHERLANDS	109.744	53.134	-51,58	1.374.183	708.035	-48,48
FRANCE	27.150	24.687	-9,07	406.269	504.058	24,07
GERMANY, FED. REP. OF	132.430	107.975	-18,47	2.841.696	3.676.080	29,36
AUSTRIA	37	1.269	3.329,73	122	32.900	26.867,21
BELGIUM	1.289	3.867	200,00	3.516	5.904	67,92
SWITZERLAND	6.370	586	-90,80	57.572	17.866	-68,97
DENMARK	4.437	1.256	-71,69	22.378	21.613	-3,42
NORWAY	185	1.101	495,14	2.360	17.398	637,20

TABEL 5. PERKEMBANGAN EKSPOR INDONESIA MENURUT KOMODITI DAN NEGARA TUJUAN

JENIS BARANG	BERAT BERSIH (KG)		PERUB	NILAI FOB (US \$)		PERUB
	JAN-JUN 2007	JAN-JUN 2008	%	JAN-JUN 2007	JAN-JUN 2008	%
	(1)	(2)	(3)	(4)	(5)	(6)
SWEDEN	5.270	4.280	-18,79	55.596	153.964	176,93
FINLAND	101	77	-23,76	636	865	36,01
IRELAND	1.989	317	-84,06	19.393	425	-97,81
ITALY	302.027	419.210	38,80	6.959.697	12.100.547	73,87
SPAIN	481.557	337.631	-29,89	4.303.237	3.395.774	-21,09
PORTUGAL	4.620	1.715	-62,88	121.661	59.172	-51,36
GREECE	5.656	7.112	25,74	13.249	56.556	326,87
HUNGARY	493	645	30,83	1.467	2.890	97,00
POLAND	2.793	4.093	46,54	61.833	168.049	171,78
BULGARIA	0	2.464	--	0	3.638	--
YUGOSLAVIA	0	96	--	0	1.175	--
LATVIA	230	0	-100,00	405	0	-100,00
CROATIA	440	271	-38,41	481	1.253	160,50
MALTA	3	935	31.066,67	21	2.536	11.976,19
SLOVAKIA	94	266	182,98	812	12.560	1.446,80
SLOVENIA	0	2	--	0	30	--
CZECH REPUBLIC	79	784	892,41	610	2.611	328,03
RUSSIA FEDERATION	0	13	--	0	127	--
KACA DAN BARANG DARI KACA	385.925.375	402.408.694	4,27	216.488.180	224.698.425	3,79
JAPAN	54.375.469	50.728.033	-6,71	46.016.644	40.552.578	-11,87
HONG KONG	1.412.062	743.211	-47,37	2.110.574	1.441.456	-31,70
KOREA, DEMOCRATIC PEOPLE'S RE	17.379	0	-100,00	9.056	0	-100,00
KOREA, REPUBLIC OF	12.095.878	30.623.880	153,18	4.972.513	11.264.292	126,53
TAIWAN	6.180.883	4.541.751	-26,52	2.574.979	2.203.824	-14,41
CHINA	10.890.931	6.073.584	-44,23	7.987.159	5.298.354	-33,66
MONGOLIA	0	7.731	--	0	6.750	--
MACAU	7	97	1.285,71	13	164	1.161,54
PAPUA NEW GUINEA	267.990	1.647.314	514,69	150.508	888.483	490,32
THAILAND	19.768.933	22.532.417	13,98	8.413.539	9.452.915	12,35
SINGAPORE	6.211.859	9.053.880	45,75	4.517.349	5.066.301	12,15
PHILIPPINES	15.935.771	23.020.085	44,46	7.238.305	10.033.937	38,62
MALAYSIA	39.785.999	39.245.856	-1,36	13.678.762	16.992.697	24,23
MYANMAR (FORM. BURMA)	6.475.307	1.317.458	-79,65	2.047.362	595.581	-70,91
CAMBODIA	455.761	3.067.793	573,11	179.409	593.295	230,69
BRUNEI DARUSSALAM	298.583	178.609	-40,18	155.653	96.829	-37,79
NEPAL	59.753	29.960	-49,86	15.569	26.415	69,66
VIET NAM	7.642.533	11.629.046	52,16	4.470.378	8.076.018	80,66
MALDIVES	58.519	374.872	540,60	68.761	228.748	232,67
INDIA	17.671.215	23.332.115	32,03	7.464.431	11.470.041	53,66
PAKISTAN	5.294.361	5.658.006	6,87	3.485.079	4.316.123	23,85
BANGLADESH	2.348.032	2.844.382	21,14	860.660	1.691.543	96,54
SRI LANKA	1.307.583	1.783.437	36,39	626.060	642.986	2,70
AFGHANISTAN	420.893	305.185	-27,49	321.149	198.619	-38,15
IRAQ	120.635	0	-100,00	60.672	0	-100,00
IRAN (ISLAMIC REPUBLIC OF)	854.894	770.284	-9,90	958.053	669.559	-30,11
SAUDI ARABIA	2.856.001	2.806.672	-1,73	1.514.424	1.776.456	17,30
ISRAEL	0	264.761	--	0	170.496	--
KUWAIT	1.019.058	759.786	-25,44	367.213	323.614	-11,87
JORDAN	662.774	1.237.677	86,74	528.333	927.090	75,47
LEBANON	461.391	1.589.242	244,45	235.222	655.966	178,87
YEMEN	863.627	512.751	-40,63	407.560	325.955	-20,02
OMAN	38.817	166.307	328,44	20.893	107.158	412,89
SYRIA ARAB REPUBLIC	1.310.746	1.432.639	9,30	1.478.147	1.739.649	17,69
TURKEY	12.819.756	9.772.567	-23,77	5.736.357	6.080.689	6,00
UNITED ARAB EMIRATES	7.731.817	6.637.668	-14,15	4.724.184	4.174.041	-11,65
QATAR	141.064	223.629	58,53	110.637	194.857	76,12
BAHRAIN	114.333	79.524	-30,45	41.533	28.326	-31,80
CYPRUS	144.635	57.865	-59,99	62.379	100.567	61,22
EGYPT	4.205.660	6.755.740	60,63	2.091.494	4.216.308	101,59
LIBYAN ARAB JAMAHIRIYA	201.297	0	-100,00	79.248	0	-100,00
MOROCCO	2.174.487	215.063	-90,11	782.503	159.331	-79,64
TUNISIA	455.888	83.702	-81,64	298.471	47.068	-84,23
ALGERIA	1.950.293	1.991.272	2,10	972.999	1.032.831	6,15
SUDAN	967.755	349.137	-63,92	420.647	152.204	-63,82
NAMIBIA	15.922	189	-98,81	13.423	1.684	-87,45
ETHIOPIA	202.301	113	-99,94	93.640	195	-99,79
TANZANIA, UNITED REPUBLIC OF	106.188	79.205	-25,41	44.053	21.356	-51,52
MADAGASCAR	102.059	1.579.131	1.447,27	43.318	519.315	1.098,84
KENYA	3.757.874	3.721.139	-0,98	909.350	1.065.032	17,12
REUNION	284.645	32.609	-88,54	143.027	38.032	-73,41
MOZAMBIQUE	2.050.267	62.896	-96,93	459.361	43.928	-90,44
TOGO	103.743	69.434	-33,07	42.203	69.800	65,39
GHANA	194.168	829.756	327,34	89.342	350.099	291,86
ANGOLA	603.768	658.068	8,99	212.600	235.065	10,57
CONGO	13.752	0	-100,00	3.342	0	-100,00
CAMEROON	183.201	202.613	10,60	48.167	46.946	-2,53
NIGERIA	203.495	2.287.605	1.024,16	91.738	1.064.341	1.060,20

TABEL 5. PERKEMBANGAN EKSPOR INDONESIA MENURUT KOMODITI DAN NEGARA TUJUAN

JENIS BARANG	BERAT BERSIH (KG)		PERUB	NILAI FOB (US \$)		PERUB
	JAN-JUN 2007	JAN-JUN 2008	%	JAN-JUN 2007	JAN-JUN 2008	%
	(1)	(2)	(3)	(4)	(5)	(6)
SIERRA LEONE	0	15	--	0	13	--
GABON	82.972	623	-99,25	29.459	1.058	-96,41
COTE D'IVOIRE	208.165	404.067	94,11	70.890	158.430	123,49
SENEGAL	305.328	233.349	-23,57	242.403	231.379	-4,55
BENIN	23.930	59.593	149,03	6.606	17.632	166,91
BURKINA FASO	24.351	0	-100,00	9.094	0	-100,00
GAMBIA	59.470	0	-100,00	21.665	0	-100,00
U.S. VIRGIN ISLANDS	56	1.695	2.926,79	214	8.203	3.733,18
SEYCHELLES	484	22.593	4.567,98	3.539	23.146	554,03
UGANDA	102.868	20.372	-80,20	44.689	14.639	-67,24
DJIBOUTI	82.678	166.211	101,03	33.771	54.824	62,34
SAO TOME AND PRINCIPE	6.631	0	-100,00	8.280	0	-100,00
SOUTH AFRICA	9.885.158	6.782.363	-31,39	4.067.591	3.374.296	-17,04
ZIMBABWE	124.323	112.359	-9,62	83.571	71.602	-14,32
ZAMBIA	21.167	0	-100,00	17.734	0	-100,00
BURUNDI	0	19.473	--	0	6.735	--
MAURITIUS	1.021.950	521.674	-48,95	342.769	228.132	-33,44
RWANDA	0	19.473	--	0	6.696	--
VIRGIN ISLANDS (BRITISH)	311	40.561	12.942,12	1.643	18.093	1.001,22
AUSTRALIA	26.630.877	35.898.773	34,80	13.447.314	19.338.067	43,81
NEW ZEALAND	22.920.855	13.510.586	-41,06	7.156.983	4.923.171	-31,21
GUAM	955	930	-2,62	2.908	3.156	8,53
PALAU	2	264	13.100,00	3	754	25.033,33
NEW CALEDONIA	180.330	175.604	-2,62	111.295	145.997	31,18
NORTHERN MARIANA ISLANDS	2	0	-100,00	21	0	-100,00
SAINT VINCENT AND THE GRENADII	56	267	376,79	115	263	128,70
VANUATU	20.874	1.060	-94,92	18.846	1.338	-92,90
WALLIS AND FUTUNA ISLANDS	0	97	--	0	156	--
COOK ISLANDS	1.346	390	-71,03	2.279	3.938	72,80
FIJI	97.169	89.108	-8,30	51.276	95.222	85,70
SAMOA	404.749	320.502	-20,81	172.323	139.793	-18,88
SOLOMON ISLANDS	0	15.105	--	0	3.176	--
TONGA	0	802	--	0	1.001	--
EAST TIMOR	48.439	183.291	278,40	28.213	136.313	383,16
UNITED STATES	18.116.096	8.641.634	-52,30	14.046.534	7.816.080	-44,36
CANADA	2.315.814	652.613	-71,82	1.061.318	638.633	-39,83
MEXICO	2.406.546	2.113.112	-12,19	1.204.307	1.260.254	4,65
GUATEMALA	466.159	459.351	-1,46	242.920	371.521	52,94
HONDURAS	125.488	40	-99,97	40.974	26	-99,94
NICARAGUA	20.167	29.772	47,63	9.031	20.200	123,67
PANAMA	1.563.517	1.760.511	12,60	832.061	1.224.009	47,11
CUBA	251	21.667	8.532,27	1.853	14.073	659,47
SURINAME	66.963	122.917	83,56	23.168	79.759	244,26
CHILE	1.978.720	535.689	-72,93	1.081.769	409.534	-62,14
VENEZUELA	81.078	479	-99,41	68.927	1.540	-97,77
ARGENTINA	482.164	428.785	-11,07	290.464	282.758	-2,65
BRAZIL	1.104.317	1.948.001	76,40	509.805	857.080	68,12
COLOMBIA	255.534	647.527	153,40	179.511	516.205	187,56
BOLIVIA	516	0	-100,00	844	0	-100,00
URUGUAY	96.047	30.603	-68,14	50.326	19.531	-61,19
PARAGUAY	8.839	0	-100,00	6.973	0	-100,00
ECUADOR	558.414	1.085.130	94,32	210.644	587.595	178,95
PERU	730.412	303.179	-58,49	334.422	163.194	-51,20
GUYANA	36.209	9.566	-73,58	16.900	12.514	-25,95
TRINIDAD AND TOBAGO	898.174	445.664	-50,38	306.911	219.651	-28,43
BAHAMAS	1.045	234	-77,61	1.174	266	-77,34
JAMAICA	718.301	105.249	-85,35	267.248	35.034	-86,89
PUERTO RICO	767.654	478.591	-37,66	487.270	292.206	-40,03
DOMINICAN REPUBLIC	336.432	621.834	84,83	161.995	330.682	104,13
EL SALVADOR	363.232	68.739	-81,08	126.939	23.036	-81,85
COSTA RICA	126.861	116.364	-8,27	55.937	60.648	8,42
HAITI	19.594	36.603	86,81	6.530	17.261	164,33
BARBADOS	42.658	62.640	46,84	29.896	44.643	49,33
ANTIGUA AND BARBUDA	715	0	-100,00	1.500	0	-100,00
ANGUILLA	21.654	0	-100,00	15.979	0	-100,00
ARUBA	20.940	42.418	102,57	6.288	24.618	291,51
BERMUDA	82	1.261	1.437,80	522	8.904	1.605,75
CAYMAN ISLANDS	178	284	59,55	48	74	54,17
DOMINICA	14.710	37.062	151,95	9.267	12.261	32,31
FRENCH GUIANA	1.446	2.227	54,01	2.744	8.999	227,95
FRENCH POLYNESIA	14.200	26.029	83,30	15.682	31.173	98,78
GRENADA	37.626	22.552	-40,06	15.625	7.064	-54,79
MARTINIQUE	1.494	422	-71,75	11.279	1.615	-85,68
NETHERLANDS ANTILLES	24.418	3.580	-85,34	19.739	6.749	-65,81
SAINT LUCIA	64.950	225	-99,65	24.750	771	-96,88
TURKS AND CAICOS ISLANDS	0	328	--	0	703	--
GUADELOUPE	4.068	3.336	-17,99	11.318	6.623	-41,48
SAINT KITTS AND NEVIS	0	173	--	0	259	--

TABEL 5. PERKEMBANGAN EKSPOR INDONESIA MENURUT KOMODITI DAN NEGARA TUJUAN

JENIS BARANG	BERAT BERSIH (KG)		PERUB	NILAI FOB (US \$)		PERUB
	JAN-JUN 2007	JAN-JUN 2008	%	JAN-JUN 2007	JAN-JUN 2008	%
	(1)	(2)	(3)	(4)	(5)	(6)
UNITED KINGDOM	2.232.182	1.871.082	-16,18	2.528.789	2.612.403	3,31
NETHERLANDS	703.146	774.006	10,08	833.812	968.769	16,19
FRANCE	6.891.804	501.428	-92,72	12.656.731	1.002.303	-92,08
GERMANY, FED. REP. OF	1.325.441	1.217.667	-8,13	1.496.780	1.697.842	13,43
AUSTRIA	5.707	3.282	-42,49	49.913	38.228	-23,41
BELGIUM	183.693	68.079	-62,94	305.067	166.861	-45,30
SWITZERLAND	25.533	28.340	10,99	91.258	144.027	57,82
DENMARK	197.318	43.990	-77,71	84.888	27.116	-68,06
NORWAY	8.856	48.329	445,72	11.974	33.031	175,86
SWEDEN	137.506	121.218	-11,85	103.464	116.567	12,66
FINLAND	260.028	66.740	-74,33	190.969	76.887	-59,74
IRELAND	469.581	476.291	1,43	406.119	427.556	5,28
ITALY	501.467	576.153	14,89	697.339	931.285	33,55
SPAIN	12.619.148	24.105.872	91,03	4.045.243	7.377.504	82,37
PORTUGAL	934.317	1.023.095	9,50	325.632	444.718	36,57
ICELAND	280	0	-100,00	1.034	0	-100,00
GREECE	2.018.245	1.305.378	-35,32	660.300	564.315	-14,54
DEMOCRATIC REPUBLIC OF THE C	63	0	-100,00	565	0	-100,00
HUNGARY	9.825	56.408	474,13	10.595	72.659	585,79
POLAND	2.825.595	2.273.757	-19,53	1.633.743	1.529.321	-6,39
ROMANIA	107.844	318.497	195,33	82.638	254.986	208,56
BULGARIA	82.133	396.019	382,17	37.602	186.728	396,59
YUGOSLAVIA	22.684	176	-99,22	10.735	426	-96,03
ALBANIA	32.129	0	-100,00	18.113	0	-100,00
KAZAKHSTAN	44.373	165.803	273,66	57.205	239.365	318,43
UKRAINE	221.472	1.041.955	370,47	321.834	1.444.701	348,90
LITHUANIA	231.903	65.044	-71,95	92.302	85.306	-7,58
LATVIA	0	2	--	0	17	--
ESTONIA	865	1.121	29,60	2.300	4.636	101,57
GEORGIA	0	8.743	--	0	16.964	--
CROATIA	253.918	555.293	118,69	181.728	336.055	84,92
BOSNIA AND HERZEGOVINA	341.519	411.474	20,48	211.955	247.068	16,57
MALTA	3.805	14.801	288,99	6.216	14.987	141,10
SLOVAKIA	2	827	41.250,00	114	1.717	1.406,14
SLOVENIA	25.236	1.173	-95,35	18.972	7.093	-62,61
CZECH REPUBLIC	517.348	207.305	-59,93	310.479	170.619	-45,05
RUSSIA FEDERATION	649.218	1.224.009	88,54	786.441	1.565.489	99,06
KERTAS DAN BARANG DARI KERTAS	2.022.841.705	2.093.334.643	3,48	1.605.959.355	1.935.058.769	20,49
JAPAN	147.007.363	173.418.657	17,97	131.259.343	179.425.783	36,70
HONG KONG	64.843.961	56.233.434	-13,28	50.573.811	47.547.163	-5,98
KOREA, DEMOCRATIC PEOPLE'S RE	26.188	0	-100,00	21.807	0	-100,00
KOREA, REPUBLIC OF	46.194.759	40.992.887	-11,26	35.603.888	36.586.781	2,76
TAIWAN	62.761.205	73.562.917	17,21	39.864.622	56.422.336	41,53
CHINA	145.332.957	147.174.134	1,27	104.289.995	118.978.879	14,08
MONGOLIA	81	7.393	9.027,16	550	14.400	2.518,18
MACAU	1	977	97.600,00	1	163	16.200,00
PAPUA NEW GUINEA	1.154.705	2.068.342	79,12	1.064.689	2.464.820	131,51
THAILAND	54.205.863	53.441.274	-1,41	43.282.758	52.907.039	22,24
SINGAPORE	92.055.994	100.166.351	8,81	64.385.676	75.679.882	17,54
PHILIPPINES	37.866.897	45.069.528	19,02	30.911.973	44.655.779	44,46
MALAYSIA	183.408.723	180.264.916	-1,71	129.969.806	161.722.315	24,43
MYANMAR (FORM. BURMA)	17.967.376	21.619.808	20,33	11.125.943	15.853.422	42,49
CAMBODIA	6.094.686	5.007.740	-17,83	4.755.398	4.792.816	0,79
BRUNEI DARUSSALAM	885.983	538.345	-39,24	912.784	613.032	-32,84
LAO PEOPLE'S DEMOCRATIC REPU	15	16.695	111.200,00	80	10.672	13.240,00
NEPAL	240.177	80.431	-66,51	1.471.397	535.006	-63,64
VIET NAM	95.433.308	106.299.801	11,39	65.623.269	89.296.076	36,07
MALDIVES	514.983	611.662	18,77	667.327	719.802	7,86
INDIA	44.681.636	44.452.342	-0,51	26.915.395	35.946.042	33,55
PAKISTAN	35.299.573	35.935.796	1,80	26.472.775	33.893.586	28,03
BANGLADESH	12.723.944	16.608.083	30,53	9.165.377	15.045.415	64,15
SRI LANKA	30.281.631	30.658.432	1,24	20.554.727	22.427.983	9,11
AFGHANISTAN	274.082	268.057	-2,20	566.101	475.353	-16,03
IRAQ	22.680	24.140	6,44	34.860	36.627	5,07
IRAN (ISLAMIC REPUBLIC OF)	86.274.950	84.723.196	-1,80	66.266.725	74.014.288	11,69
SAUDI ARABIA	62.784.537	69.634.368	10,91	47.152.115	67.562.239	43,29
ISRAEL	0	781.399	--	0	725.536	--
KUWAIT	7.708.971	8.801.259	14,17	6.770.000	9.256.421	36,73
JORDAN	17.455.739	16.355.031	-6,31	13.891.050	16.241.972	16,92
LEBANON	3.287.955	4.978.451	51,41	2.984.124	5.379.078	80,26
YEMEN	13.355.866	14.938.195	11,85	10.201.828	14.579.777	42,91
OMAN	5.176.435	5.011.654	-3,18	4.633.699	5.154.610	11,24
SYRIA ARAB REPUBLIC	18.261.209	9.400.824	-48,52	14.903.306	9.019.106	-39,48
TURKEY	38.991.269	26.472.644	-32,11	30.807.252	24.152.350	-21,60
UNITED ARAB EMIRATES	53.542.676	62.141.007	16,06	46.825.918	63.970.928	36,61
QATAR	3.913.705	4.417.996	12,89	3.735.727	5.179.159	38,64
BAHRAIN	4.166.900	4.357.419	4,57	3.924.351	4.734.547	20,65

TABEL 5. PERKEMBANGAN EKSPOR INDONESIA MENURUT KOMODITI DAN NEGARA TUJUAN

JENIS BARANG	BERAT BERSIH (KG)		PERUB	NILAI FOB (US \$)		PERUB
	JAN-JUN 2007	JAN-JUN 2008	%	JAN-JUN 2007	JAN-JUN 2008	%
	(1)	(2)	(3)	(4)	(5)	(6)
CYPRUS	2.760.337	2.260.170	-18,12	2.455.511	2.338.213	-4,78
EGYPT	25.487.803	22.866.945	-10,28	20.507.343	21.678.751	5,71
LIBYAN ARAB JAMAHIRIYA	1.438.729	3.988.375	177,22	1.270.075	3.875.959	205,18
MOROCCO	590.865	329.999	-44,15	554.978	484.210	-12,75
TUNISIA	40.068	673.767	1.581,56	32.856	645.034	1.863,22
ALGERIA	475.496	20.280	-95,73	385.152	16.523	-95,71
SUDAN	12.602.128	15.329.806	21,64	9.867.528	14.948.675	51,49
ERITREA	0	82.907	--	0	77.915	--
NAMIBIA	0	48	--	0	169	--
ETHIOPIA	229.080	162.918	-28,88	134.847	193.268	43,32
TANZANIA, UNITED REPUBLIC OF	2.232.325	754.002	-66,22	1.505.163	704.519	-53,19
MADAGASCAR	2.239.088	2.670.952	19,29	2.037.825	3.069.244	50,61
SOMALIA	352.501	201.428	-42,86	3.726.968	490.813	-86,83
KENYA	4.690.173	5.202.132	10,92	3.474.851	4.577.344	31,73
REUNION	1.220.885	5.190.156	325,11	1.133.804	4.452.859	292,74
MOZAMBIQUE	1.023.673	814.294	-20,45	831.503	821.608	-1,19
EQUATORIAL GUINEA	49.266	75.785	53,83	51.191	75.567	47,62
TOGO	3.982.724	5.714.225	43,48	3.416.511	6.275.306	83,68
GHANA	5.537.948	8.905.316	60,81	4.220.049	8.190.399	94,08
LIBERIA	214.488	360.882	68,25	209.523	399.892	90,86
GUINEA	1.539.402	1.618.735	5,15	1.222.093	1.654.964	35,42
ANGOLA	905.712	1.129.017	24,66	748.681	1.138.382	52,05
CONGO	1.158.030	2.220.924	91,78	1.140.315	2.366.824	107,56
CAMEROON	1.754.915	3.782.831	115,56	1.819.610	4.283.518	135,41
NIGERIA	26.564.692	51.524.255	93,96	21.040.141	46.543.446	121,21
SIERRA LEONE	594.635	595.008	0,06	536.883	650.633	21,19
GABON	383.398	246.904	-35,60	411.947	307.521	-25,35
COTE D'IVOIRE	1.205.601	918.885	-23,78	955.920	877.855	-8,17
SENEGAL	625.471	1.892.430	202,56	563.206	1.926.529	242,06
MAURITANIA	447.849	1.025.665	129,02	435.655	1.142.717	162,30
MALI	19.789	74.349	275,71	17.295	65.034	276,03
BENIN	1.306.976	2.338.738	78,94	1.278.499	2.389.773	86,92
BURKINA FASO	10.023	13.271	32,41	6.571	19.250	192,95
GUINEA BISSAU	0	18.549	--	0	20.473	--
GAMBIA	40.272	194.122	382,03	41.532	194.238	367,68
U.S. VIRGIN ISLANDS	1	34	3.300,00	20	20	0,00
SEYCHELLES	21.669	38.599	78,13	29.782	48.139	61,64
UGANDA	400.335	365.847	-8,61	426.603	448.975	5,24
CENTRAL AFRICAN REPUBLIC	195.961	0	-100,00	206.388	0	-100,00
NIGER	0	55.109	--	0	65.759	--
DJIBOUTI	10.840.366	16.540.266	52,58	9.737.122	15.539.273	59,59
SAO TOME AND PRINCIPE	6.850	14.967	118,50	7.628	14.500	90,09
SOUTH AFRICA	25.704.641	38.402.245	49,40	21.562.967	29.681.984	37,65
ZIMBABWE	568.866	15.314	-97,31	449.563	24.398	-94,57
ZAMBIA	0	19.510	--	0	41.276	--
MALAWI	279.931	53.383	-80,93	169.854	52.028	-69,37
COMOROS	36.846	112.655	205,75	44.300	139.195	214,21
MAURITIUS	8.693.513	10.023.596	15,30	5.358.616	7.447.570	38,98
VIRGIN ISLANDS (BRITISH)	1.798	483	-73,14	6.322	1.768	-72,03
AUSTRALIA	96.710.159	85.422.468	-11,67	85.081.387	86.088.695	1,18
NEW ZEALAND	22.258.334	14.218.759	-36,12	16.458.251	12.915.991	-21,52
MICRONESIA, FEDERATED STATES	2.989	0	-100,00	5.216	0	-100,00
GUAM	28.543	77.334	170,94	52.623	127.539	142,36
PALAU	905	142	-84,31	1.070	323	-69,81
NEW CALEDONIA	1.270.517	888.479	-30,07	1.298.627	1.067.794	-17,78
NORTHERN MARIANA ISLANDS	19.265	3.399	-82,36	17.272	5.119	-70,36
SAINT VINCENT AND THE GRENADII	219	0	-100,00	425	0	-100,00
VANUATU	45.942	91.174	98,45	47.985	121.831	153,89
WALLIS AND FUTUNA ISLANDS	31	0	-100,00	75	0	-100,00
AMERICAN SAMOA	0	426	--	0	2.444	--
COOK ISLANDS	7.852	5.893	-24,95	15.226	17.319	13,75
FIJI	1.458.965	1.974.210	35,32	1.114.772	1.749.630	56,95
KIRIBATI	12.608	220	-98,26	14.334	1.012	-92,94
SAMOA	36.885	34.826	-5,58	33.093	38.587	16,60
SOLOMON ISLANDS	97.134	51.077	-47,42	116.901	94.093	-19,51
TONGA	33.728	25.716	-23,75	30.309	32.746	8,04
TUVALU	0	1.017	--	0	2.547	--
EAST TIMOR	74	314.857	425.382,43	26	287.258	1.104.738,46
UNITED STATES	152.548.149	131.568.272	-13,75	134.972.719	131.315.728	-2,71
CANADA	36.398.771	21.264.521	-41,58	31.201.786	21.057.252	-32,51
MEXICO	2.726.529	3.258.323	19,50	2.382.251	3.208.154	34,67
GUATEMALA	794.263	711.381	-10,44	747.524	592.284	-20,77
HONDURAS	110.510	92.637	-16,17	110.439	78.044	-29,33
NICARAGUA	1.015.121	1.339.251	31,93	732.433	1.146.005	56,47
PANAMA	789.470	557.058	-29,44	698.317	568.008	-18,66
CUBA	2.875.562	3.711.174	29,06	2.059.644	3.235.385	57,08
SURINAME	99.551	170.170	70,94	89.194	184.179	106,49
CHILE	578.525	954.936	65,06	628.777	1.135.500	80,59

TABEL 5. PERKEMBANGAN EKSPOR INDONESIA MENURUT KOMODITI DAN NEGARA TUJUAN

JENIS BARANG	BERAT BERSIH (KG)		PERUB	NILAI FOB (US \$)		PERUB
	JAN-JUN 2007	JAN-JUN 2008	%	JAN-JUN 2007	JAN-JUN 2008	%
	(1)	(2)	(3)	(4)	(5)	(6)
VENEZUELA	318.853	830.393	160,43	374.128	828.898	121,55
ARGENTINA	1.524.596	1.846.810	21,13	1.610.227	1.855.013	15,20
BRAZIL	11.085.850	21.299.658	92,13	8.786.761	18.684.619	112,65
COLOMBIA	1.634.909	2.084.454	27,50	1.958.731	2.426.426	23,88
BOLIVIA	398	329	-17,34	1.500	19.055	1.170,33
URUGUAY	100.914	180.644	79,01	132.026	190.165	44,04
PARAGUAY	111.623	821.810	636,24	143.304	823.224	474,46
ECUADOR	1.370.240	3.486.595	154,45	1.452.903	3.735.995	157,14
PERU	5.106.955	5.017.401	-1,75	4.880.647	5.431.010	11,28
GUYANA	91.511	133.888	46,31	87.287	118.826	36,13
TRINIDAD AND TOBAGO	397.568	670.316	68,60	325.551	604.677	85,74
BAHAMAS	16.464	24.697	50,01	13.563	21.521	58,67
JAMAICA	520.086	762.437	46,60	512.758	783.755	52,85
PUERTO RICO	969.044	912.573	-5,83	782.944	838.946	7,15
BELIZE	52.320	48.616	-7,08	48.253	43.519	-9,81
DOMINICAN REPUBLIC	290.355	2.588.614	791,53	318.725	2.373.735	644,76
EL SALVADOR	1.310.452	1.257.468	-4,04	1.063.237	1.233.656	16,03
COSTA RICA	2.466.652	3.856.045	56,33	1.957.102	3.403.957	73,93
HAITI	25.402	50.804	100,00	9.907	35.054	253,83
BARBADOS	34.716	62.267	79,36	27.203	64.886	138,53
ARUBA	16.994	66	-99,61	14.209	1.900	-86,63
BERMUDA	291	407	39,86	2.021	2.285	13,06
CAPE VERDE	0	55.646	--	0	51.409	--
DOMINICA	0	182.204	--	0	154.874	--
FRENCH GUIANA	1.831	1.386	-24,30	1.310	4.732	261,22
FRENCH POLYNESIA	493.917	677.454	37,16	489.669	776.710	58,62
GRENADA	16	1.043	6.418,75	120	6.041	4.934,17
MARTINIQUE	95.144	95.982	0,88	83.086	91.137	9,69
NETHERLANDS ANTILLES	68.506	52.772	-22,97	54.700	61.396	12,24
SAINT LUCIA	0	61	--	0	210	--
GUADELOUPE	172.944	277.200	60,28	147.635	278.582	88,70
SAINT KITTS AND NEVIS	59	0	-100,00	946	0	-100,00
UNITED KINGDOM	20.661.035	13.727.416	-33,56	20.223.259	16.713.651	-17,35
NETHERLANDS	9.817.465	2.791.376	-71,57	10.328.533	5.209.436	-49,56
FRANCE	3.693.437	2.995.363	-18,90	4.248.401	4.369.054	2,84
GERMANY, FED. REP. OF	2.087.238	2.987.036	43,11	4.249.513	6.495.872	52,86
AUSTRIA	53.860	525	-99,03	72.803	2.245	-96,92
BELGIUM	27.174.602	29.190.361	7,42	25.056.923	30.540.147	21,88
SWITZERLAND	29.138	13.190	-54,73	285.095	45.292	-84,11
LUXEMBOURG	0	400	--	0	870	--
DENMARK	389.174	336.194	-13,61	942.612	898.651	-4,66
NORWAY	213.176	161.724	-24,14	370.869	322.237	-13,11
SWEDEN	1.180.562	960.402	-18,65	1.176.953	1.604.538	36,33
FINLAND	819.611	397.224	-51,54	1.597.985	652.643	-59,16
IRELAND	616.888	729.453	18,25	770.126	1.065.505	38,35
ITALY	18.066.926	18.536.484	2,60	15.107.457	17.498.292	15,83
SPAIN	13.714.254	14.087.603	2,72	13.211.917	14.992.356	13,48
PORTUGAL	92.062	2.899.043	3.049,01	89.687	2.561.138	2.755,64
ICELAND	248	0	-100,00	2.940	0	-100,00
GREECE	20.390.925	12.329.415	-39,53	16.883.167	12.069.499	-28,51
DEMOCRATIC REPUBLIC OF THE C	1.452.061	2.228.110	53,44	1.311.401	2.245.919	71,26
HUNGARY	16.660	1.442	-91,34	30.258	2.792	-90,77
POLAND	1.688.700	560.258	-66,82	1.178.491	809.919	-31,27
ROMANIA	1.020.006	2.085.284	104,44	1.021.831	2.082.361	103,79
BULGARIA	47.717	440.759	823,69	38.338	438.661	1.044,19
YUGOSLAVIA	0	182.252	--	0	202.947	--
ALBANIA	110.147	410.713	272,88	101.683	436.519	329,29
ARMENIA	24.570	35.098	42,85	14.742	42.279	186,79
KAZAKHSTAN	494.166	336.659	-31,87	425.828	287.077	-32,58
UKRAINE	1.397.413	3.225.365	130,81	1.690.388	3.408.806	101,66
LITHUANIA	607.300	555.212	-8,58	744.892	834.546	12,04
LATVIA	212.489	243.250	14,48	237.519	270.625	13,94
ESTONIA	2.331	85.550	3.570,10	5.121	152.422	2.876,41
GEORGIA	984.513	1.664.631	69,08	787.033	1.651.146	109,79
CROATIA	153.303	291.603	90,21	132.859	301.975	127,29
BOSNIA AND HERZEGOVINA	0	800.773	--	0	811.187	--
MALTA	542.654	353.513	-34,85	474.088	382.282	-19,36
SLOVAKIA	2.399	172	-92,83	4.110	26.767	551,27
SLOVENIA	958.085	33.248	-96,53	800.215	91.289	-88,59
CZECH REPUBLIC	7.635	7.740	1,38	20.690	23.020	11,26
RUSSIA FEDERATION	3.245.642	8.256.379	154,38	3.506.861	9.071.631	158,68
-GLISEROL DAN LARUTAN ALKALI	8.436.094	33.879.176	301,60	1.989.794	16.101.154	709,19
JAPAN	3.329.843	2.057.307	-38,22	756.206	1.275.656	68,69
KOREA, REPUBLIC OF	0	18.000	--	0	36.000	--
TAIWAN	40.000	0	-100,00	15.585	0	-100,00
CHINA	3.447.670	10.357.720	200,43	494.670	3.931.264	694,72
THAILAND	2	0	-100,00	2	0	-100,00

TABEL 5. PERKEMBANGAN EKSPOR INDONESIA MENURUT KOMODITI DAN NEGARA TUJUAN

JENIS BARANG	BERAT BERSIH (KG)		PERUB	NILAI FOB (US \$)		PERUB
	JAN-JUN 2007	JAN-JUN 2008	%	JAN-JUN 2007	JAN-JUN 2008	%
	(1)	(2)	(3)	(4)	(5)	(6)
SINGAPORE	0	100	--	0	22	--
PHILIPPINES	179.850	208.070	15,69	59.349	356.554	500,78
MALAYSIA	0	14.300.000	--	0	5.950.000	--
INDIA	434.000	2.870.940	561,51	148.246	1.541.233	939,65
IRAN (ISLAMIC REPUBLIC OF)	162.550	108.000	-33,56	22.757	45.360	99,32
SAUDI ARABIA	100.000	200.000	100,00	60.000	348.000	480,00
YEMEN	40.000	57.000	42,50	24.000	97.945	308,10
SYRIA ARAB REPUBLIC	0	95.000	--	0	165.300	--
UNITED ARAB EMIRATES	0	20.000	--	0	34.060	--
EGYPT	0	247.000	--	0	429.780	--
SUDAN	340.000	300.000	-11,76	204.000	332.400	62,94
KENYA	60.000	0	-100,00	36.600	0	-100,00
GHANA	20.000	0	-100,00	12.200	0	-100,00
NIGERIA	20.000	0	-100,00	12.200	0	-100,00
SOUTH AFRICA	42.180	0	-100,00	8.436	0	-100,00
AUSTRALIA	80.000	0	-100,00	48.000	0	-100,00
CANADA	119.999	20.000	-83,33	75.348	33.400	-55,67
VENEZUELA	0	20.000	--	0	24.000	--
BRAZIL	20.000	0	-100,00	12.195	0	-100,00
NETHERLANDS	0	3.000.039	--	0	1.500.180	--
-MARGARIN DAN LEMAK LAINNYA	164.303.886	244.186.581	48,62	103.982.132	267.641.413	157,39
JAPAN	372.544	347.685	-6,67	310.393	491.646	58,39
HONG KONG	3.532.942	3.646.173	3,21	1.794.808	3.529.462	96,65
KOREA, REPUBLIC OF	334.902	35.600	-89,37	239.688	50.579	-78,90
TAIWAN	431.930	419.703	-2,83	305.876	515.872	68,65
CHINA	85.498.734	55.835.371	-34,69	49.923.054	53.628.857	7,42
PAPUA NEW GUINEA	478.816	419.272	-12,44	377.271	450.664	19,45
THAILAND	45	396.000	879.900,00	1	565.278	56.527.700,00
SINGAPORE	322.972	2.968.912	819,25	220.071	3.600.950	1.536,27
PHILIPPINES	4.450.976	3.703.995	-16,78	2.927.654	4.149.238	41,73
MALAYSIA	138.066	2.986.733	2.063,26	102.680	3.570.701	3.377,50
MYANMAR (FORM. BURMA)	327.250	312.020	-4,65	230.780	404.437	75,25
CAMBODIA	39.552	21.960	-44,48	21.816	23.973	9,89
VIET NAM	7.187.386	11.349.670	57,91	4.480.877	11.756.022	162,36
MALDIVES	6.998	7.159	2,30	5.593	10.987	96,44
INDIA	327.620	381.544	16,46	209.549	510.820	143,77
PAKISTAN	0	41.472	--	0	45.689	--
BANGLADESH	42.750	20.235	-52,67	27.915	24.404	-12,58
SRI LANKA	8.342.802	7.302.876	-12,46	4.846.610	7.214.970	48,87
IRAQ	0	54.657.772	--	0	59.688.219	--
IRAN (ISLAMIC REPUBLIC OF)	0	1.317.866	--	0	1.724.119	--
SAUDI ARABIA	2.343.747	3.094.374	32,03	1.525.330	3.351.847	119,75
KUWAIT	50.400	187.200	271,43	43.222	227.732	426,89
LEBANON	0	689.749	--	0	1.001.925	--
YEMEN	66	40.800	61.718,18	99	40.420	40.728,28
OMAN	20.100	207.508	932,38	11.216	310.100	2.664,80
SYRIA ARAB REPUBLIC	438.000	1.258.360	187,30	286.095	1.708.047	497,02
TURKEY	1.021.000	3.401.648	233,17	552.715	3.992.671	622,37
UNITED ARAB EMIRATES	338.859	352.827	4,12	222.411	459.594	106,64
QATAR	60.300	20.100	-66,67	32.984	21.044	-36,20
BAHRAIN	40.440	0	-100,00	22.745	0	-100,00
CYPRUS	20.100	0	-100,00	11.055	0	-100,00
EGYPT	2.220.000	3.764.800	69,59	1.474.894	4.659.559	215,93
MOROCCO	0	281.850	--	0	393.974	--
ALGERIA	3.928.470	10.894.930	177,33	2.358.489	12.818.098	443,49
SUDAN	467.960	1.546.804	230,54	304.171	1.760.693	478,85
NAMIBIA	73.840	0	-100,00	38.028	0	-100,00
ETHIOPIA	381.600	444.000	16,35	271.539	590.760	117,56
TANZANIA, UNITED REPUBLIC OF	221.945	556.100	150,56	140.690	553.089	293,13
KENYA	0	73.600	--	0	69.819	--
MOZAMBIQUE	856.500	2.206.400	157,61	538.831	2.348.282	335,81
EQUATORIAL GUINEA	46.613	0	-100,00	43.288	0	-100,00
TOGO	767.524	440.557	-42,60	471.580	425.185	-9,84
GHANA	4.541.395	2.129.721	-53,10	3.144.922	2.170.518	-30,98
LIBERIA	221.262	170.534	-22,93	141.873	178.030	25,49
GUINEA	99.892	0	-100,00	85.533	0	-100,00
ANGOLA	1.443.184	1.454.795	0,80	857.359	1.554.677	81,33
CONGO	881.885	615.858	-30,17	573.027	665.512	16,14
CAMEROON	174.820	799.638	357,41	105.794	919.068	768,73
NIGERIA	7.801.507	12.639.998	62,02	4.902.965	13.926.643	184,05
SIERRA LEONE	134.628	241.192	79,15	90.119	235.015	160,78
GABON	33.098	19.224	-41,92	22.326	18.818	-15,71
COTE D'IVOIRE	36.400	232.000	537,36	21.970	282.174	1.184,36
BENIN	5.732.444	4.562.235	-20,41	3.663.288	4.509.530	23,10
GAMBIA	20.250	16.975	-16,17	12.353	17.999	45,71
NIGER	0	179.033	--	0	197.849	--
CHAD	0	204.149	--	0	191.072	--

TABEL 5. PERKEMBANGAN EKSPOR INDONESIA MENURUT KOMODITI DAN NEGARA TUJUAN

JENIS BARANG	BERAT BERSIH (KG)		PERUB	NILAI FOB (US \$)		PERUB
	JAN-JUN 2007	JAN-JUN 2008	%	JAN-JUN 2007	JAN-JUN 2008	%
	(1)	(2)	(3)	(4)	(5)	(6)
DJIBOUTI	994.395	991.160	-0,33	658.281	1.089.771	65,55
SAO TOME AND PRINCIPE	145.600	145.598	0,00	87.880	145.132	65,15
SOUTH AFRICA	1.907.861	1.416.958	-25,73	2.526.810	2.144.601	-15,13
MALAWI	38.122	162.245	325,59	21.222	192.495	807,05
MAURITIUS	16.915	17.530	3,64	17.312	18.905	9,20
VIRGIN ISLANDS (BRITISH)	0	41.400	--	0	41.400	--
AUSTRALIA	527.358	1.928.834	265,75	362.086	2.155.265	495,24
NEW ZEALAND	1.416.992	2.105.653	48,60	995.450	2.456.898	146,81
VANUATU	1.408	0	-100,00	1.513	0	-100,00
FIJI	21.200	42.200	99,06	16.006	47.043	193,91
KIRIBATI	10.296	10.296	0,00	9.953	18.533	86,21
SOLOMON ISLANDS	33.376	98.778	195,96	30.366	112.698	271,13
EAST TIMOR	0	186.702	--	0	199.460	--
UNITED STATES	6.521	192.451	2.851,25	14.954	385.057	2.474,94
CANADA	0	19.975	--	0	19.176	--
CUBA	0	19.335	--	0	21.913	--
ARGENTINA	0	17.575	--	0	23.684	--
GUYANA	0	42.000	--	0	50.400	--
TRINIDAD AND TOBAGO	0	160.162	--	0	199.344	--
JAMAICA	889.966	489.856	-44,96	510.511	523.589	2,56
BARBADOS	0	100.105	--	0	123.630	--
MARTINIQUE	0	16.926	--	0	18.590	--
NETHERLANDS	0	62.752	--	0	96.323	--
GERMANY, FED. REP. OF	80.000	180.002	125,00	51.400	200.603	290,28
SWITZERLAND	0	30	--	0	76	--
DENMARK	0	3.503.560	--	0	4.457.894	--
SWEDEN	0	27.988	--	0	41.050	--
ITALY	0	749.999	--	0	987.250	--
PORTUGAL	0	5.713	--	0	6.136	--
GREECE	175.000	788.800	350,74	113.345	968.300	754,29
DEMOCRATIC REPUBLIC OF THE C	1.184.588	925.559	-21,87	757.394	973.169	28,49
ROMANIA	572.400	1.992.039	248,02	433.917	2.575.946	493,65
BULGARIA	22.000	1.926.849	8.658,40	16.170	2.101.285	12.894,96
ALBANIA	0	22.000	--	0	28.592	--
AZERBAIJAN	80.000	0	-100,00	37.200	0	-100,00
KAZAKHSTAN	0	266.600	--	0	390.649	--
TAJIKISTAN	0	61.920	--	0	73.069	--
TURKMENISTAN	0	112.500	--	0	190.575	--
UKRAINE	2.364.200	4.318.499	82,66	4.076.664	6.585.196	61,53
UZBEKISTAN	0	206.000	--	0	207.236	--
LITHUANIA	0	44.400	--	0	61.938	--
LATVIA	110.085	241.099	119,01	129.800	333.343	156,81
ESTONIA	0	304.640	--	0	550.942	--
GEORGIA	0	22.199	--	0	27.079	--
CROATIA	0	20.000	--	0	25.200	--
SLOVENIA	245.000	122.000	-50,20	139.325	144.960	4,04
RUSSIA FEDERATION	7.206.089	21.176.717	193,87	4.979.026	25.070.387	403,52
-SABUN MANDI DAN CUCI	249.958.403	264.067.237	5,64	198.389.026	278.049.061	40,15
JAPAN	6.272.936	5.562.253	-11,33	5.754.598	6.348.142	10,31
HONG KONG	2.659.863	1.447.024	-45,60	2.602.051	1.795.792	-30,99
KOREA, DEMOCRATIC PEOPLE'S RE	60.480	83.708	38,41	65.394	120.226	83,85
KOREA, REPUBLIC OF	2.155.800	3.297.466	52,96	2.353.961	4.122.301	75,12
TAIWAN	3.136.768	3.568.253	13,76	3.104.083	4.847.958	56,18
CHINA	17.800.645	12.259.379	-31,13	11.198.302	10.732.449	-4,16
MONGOLIA	705.540	362.949	-48,56	511.242	381.992	-25,28
PAPUA NEW GUINEA	4.979.218	4.882.069	-1,95	3.013.601	4.536.949	50,55
THAILAND	8.960.399	5.328.102	-40,54	7.175.048	6.812.523	-5,05
SINGAPORE	8.029.060	9.704.750	20,87	8.612.878	13.477.097	56,48
PHILIPPINES	6.138.436	7.042.432	14,73	5.580.721	7.688.670	37,77
MALAYSIA	32.727.804	29.802.722	-8,94	26.891.291	29.091.316	8,18
MYANMAR (FORM. BURMA)	2.368.193	2.051.323	-13,38	1.815.874	2.194.799	20,87
CAMBODIA	71.782	36.613	-48,99	73.995	55.973	-24,36
BRUNEI DARUSSALAM	370.271	672.785	81,70	375.426	769.964	105,09
NEPAL	0	14.976	--	0	15.900	--
VIET NAM	2.599.477	2.276.620	-12,42	3.267.542	3.137.856	-3,97
MALDIVES	778.082	722.102	-7,19	755.114	890.400	17,92
INDIA	10.245.573	6.725.638	-34,36	7.453.498	7.714.246	3,50
PAKISTAN	3.864.421	4.970.636	28,63	4.033.974	6.845.714	69,70
BANGLADESH	441.339	196.323	-55,52	347.650	309.919	-10,85
SRI LANKA	257.922	158.405	-38,58	225.179	255.281	13,37
AFGHANISTAN	74.899	245.868	228,27	87.524	358.793	309,94
IRAQ	324	2.104.407	649.408,33	752	2.599.086	345.523,14
IRAN (ISLAMIC REPUBLIC OF)	205.454	880.545	328,58	204.856	715.072	249,06
SAUDI ARABIA	1.202.400	974.240	-18,98	1.219.544	1.387.215	13,75
ISRAEL	0	73.664	--	0	100.350	--
KUWAIT	133.812	158.378	18,36	138.728	204.369	47,32
JORDAN	54.152	261.007	381,99	52.162	377.925	624,52

TABEL 5. PERKEMBANGAN EKSPOR INDONESIA MENURUT KOMODITI DAN NEGARA TUJUAN

JENIS BARANG	BERAT BERSIH (KG)		PERUB	NILAI FOB (US \$)		PERUB
	JAN-JUN 2007	JAN-JUN 2008	%	JAN-JUN 2007	JAN-JUN 2008	%
	(1)	(2)	(3)	(4)	(5)	(6)
LEBANON	182.826	88.705	-51,48	195.478	144.494	-26,08
YEMEN	1.666.709	1.723.001	3,38	1.700.924	2.520.715	48,20
OMAN	535.619	285.249	-46,74	255.647	226.598	-11,36
SYRIA ARAB REPUBLIC	165.600	11.988	-92,76	224.326	19.055	-91,51
UNITED ARAB EMIRATES	8.270.571	9.285.062	12,27	7.679.987	12.584.146	63,86
CYPRUS	34.437	6.935	-79,86	49.702	18.790	-62,19
EGYPT	2.348.866	2.488.025	5,92	2.101.303	3.041.799	44,76
LIBYAN ARAB JAMAHIRIYA	1.269.774	1.816.914	43,09	893.381	1.693.394	89,55
TUNISIA	0	39.999	--	0	26.500	--
ALGERIA	3.698.869	1.309.196	-64,61	1.613.093	1.120.576	-30,53
SUDAN	523.301	4.381.040	737,19	518.009	4.321.319	734,22
ERITREA	176.000	2.121.989	1.105,68	132.000	2.105.130	1.494,80
NAMIBIA	659.472	2.627.623	298,44	665.798	2.999.676	350,54
ETHIOPIA	7.177.668	6.159.286	-14,19	4.063.207	4.787.986	17,84
TANZANIA, UNITED REPUBLIC OF	626.888	672.187	7,23	641.887	949.314	47,89
MADAGASCAR	1.844.403	4.201.261	127,78	1.293.207	3.292.798	154,62
SOMALIA	325.000	687.626	111,58	129.250	314.612	143,41
KENYA	606.315	303.068	-50,01	478.240	337.961	-29,33
REUNION	0	326	--	0	736	--
MOZAMBIQUE	2.881.228	4.733.188	64,28	2.253.416	3.816.549	69,37
EQUATORIAL GUINEA	249.377	353.773	41,86	208.767	386.003	84,90
TOGO	2.439.479	7.886.914	223,30	1.857.349	8.543.681	359,99
GHANA	8.827.070	16.233.380	83,90	6.469.859	15.397.985	138,00
LIBERIA	872.961	1.457.734	66,99	714.425	1.487.312	108,18
GUINEA	1.582.935	3.040.318	92,07	1.102.570	2.292.230	107,90
ANGOLA	5.929.437	13.492.711	127,55	5.495.930	13.634.720	148,09
CONGO	2.476.709	835.945	-66,25	1.804.149	869.976	-51,78
CAMEROON	2.166.566	3.065.140	41,47	1.662.834	2.804.090	68,63
NIGERIA	15.755.949	3.796.385	-75,91	11.311.038	3.679.627	-67,47
SIERRA LEONE	1.154.284	2.340.205	102,74	939.241	2.578.242	174,50
GABON	523.626	456.567	-12,81	414.340	424.753	2,51
COTE D'IVOIRE	104.304	500.123	379,49	95.816	574.308	499,39
SENEGAL	350.462	447.051	27,56	238.216	442.112	85,59
MAURITANIA	1.680.704	2.273.111	35,25	1.336.434	2.363.322	76,84
MALI	864.546	847.208	-2,01	598.038	710.477	18,80
BENIN	8.870.776	13.719.483	54,66	7.913.209	16.147.027	104,05
BURKINA FASO	503.328	572.147	13,67	546.704	497.643	-8,97
GUINEA BISSAU	274.502	69.754	-74,59	156.347	69.023	-55,85
GAMBIA	95.866	58.852	-38,61	95.433	85.932	-9,96
SEYCHELLES	15.572	122.791	688,54	27.952	145.157	419,31
UGANDA	98.767	35.842	-63,71	70.323	49.168	-30,08
CENTRAL AFRICAN REPUBLIC	95.263	23.976	-74,83	75.369	32.607	-56,74
NIGER	123.397	18.553	-84,96	84.748	9.562	-88,72
CHAD	5.071	84.956	1.575,33	7.186	90.794	1.163,48
DJIBOUTI	9.706.493	10.575.180	8,95	6.156.588	8.780.901	42,63
SAO TOME AND PRINCIPE	40.552	85.907	111,84	35.155	80.447	128,84
SOUTH AFRICA	1.567.760	724.908	-53,76	1.164.427	919.418	-21,04
ZIMBABWE	29.791	14.968	-49,76	28.845	18.848	-34,66
ZAMBIA	94.755	0	-100,00	63.762	0	-100,00
MALAWI	5.180.992	7.206.000	39,09	1.877.950	4.494.947	139,35
COMOROS	66.809	125.605	88,01	66.355	117.111	76,49
BURUNDI	11.808	0	-100,00	13.325	0	-100,00
MAURITIUS	1.888.778	686.726	-63,64	1.042.617	735.087	-29,50
RWANDA	99.072	99.072	0,00	106.855	151.360	41,65
AUSTRALIA	4.695.401	2.099.219	-55,29	5.047.902	2.845.416	-43,63
NEW ZEALAND	121.145	92.146	-23,94	220.706	229.477	3,97
MICRONESIA, FEDERATED STATES	106.036	133.927	26,30	78.249	123.473	57,79
GUAM	643	1.409	119,13	3.240	2.019	-37,69
PALAU	0	18	--	0	105	--
NEW CALEDONIA	8.083	14.103	74,48	11.632	20.176	73,45
SAINT VINCENT AND THE GRENADII	8.237	0	-100,00	8.435	0	-100,00
VANUATU	183.911	156.427	-14,94	149.258	124.973	-16,27
WALLIS AND FUTUNA ISLANDS	1.680	1.566	-6,79	4.039	4.318	6,91
AMERICAN SAMOA	4.392	10.328	135,15	6.230	20.975	236,68
COOK ISLANDS	30.471	35.981	18,08	25.179	30.662	21,78
FIJI	2.957.673	2.835.349	-4,14	1.942.045	2.812.423	44,82
KIRIBATI	62.205	114.608	84,24	50.811	119.400	134,99
MARSHALL ISLANDS	14.599	32.640	123,58	10.317	29.835	189,18
SAMOA	441.249	575.202	30,36	367.596	635.351	72,84
SOLOMON ISLANDS	340.908	193.745	-43,17	302.364	234.688	-22,38
TONGA	67.320	84.890	26,10	75.099	111.178	48,04
TUVALU	19.155	29.055	51,68	15.562	30.944	98,84
EAST TIMOR	31.029	770.750	2.383,97	35.211	836.795	2.276,52
UNITED STATES	1.159.151	1.301.145	12,25	1.147.233	1.772.394	54,49
CANADA	35.480	25.365	-28,51	56.867	45.671	-19,69
MEXICO	29.999	44.999	50,00	54.623	100.099	83,25
GUATEMALA	85.073	89.654	5,38	88.042	92.796	5,40
HONDURAS	55.447	0	-100,00	45.138	0	-100,00

TABEL 5. PERKEMBANGAN EKSPOR INDONESIA MENURUT KOMODITI DAN NEGARA TUJUAN

JENIS BARANG	BERAT BERSIH (KG)		PERUB	NILAI FOB (US \$)		PERUB
	JAN-JUN 2007	JAN-JUN 2008	%	JAN-JUN 2007	JAN-JUN 2008	%
	(1)	(2)	(3)	(4)	(5)	(6)
PANAMA	1.429.199	1.225.363	-14,26	1.320.160	1.485.803	12,55
SURINAME	120.869	165.811	37,18	136.078	418.831	207,79
CHILE	392.730	854.938	117,69	324.886	810.450	149,46
ARGENTINA	635.749	0	-100,00	269.636	0	-100,00
BRAZIL	36.013	17.000	-52,79	36.902	25.285	-31,48
COLOMBIA	105.589	419.185	297,00	85.442	413.994	384,53
BOLIVIA	635.486	645.054	1,51	570.765	646.015	13,18
PERU	25.920	73.212	182,45	25.200	94.460	274,84
GUYANA	107.309	0	-100,00	146.340	0	-100,00
TRINIDAD AND TOBAGO	109.946	158.380	44,05	111.167	141.091	26,92
JAMAICA	380.525	178.838	-53,00	172.785	180.472	4,45
BELIZE	4.029	3.525	-12,51	9.783	17.215	75,97
DOMINICAN REPUBLIC	115.296	85.550	-25,80	111.595	115.357	3,37
EL SALVADOR	49.536	0	-100,00	52.890	0	-100,00
COSTA RICA	92.865	25.050	-73,03	88.780	33.400	-62,38
HAITI	2.218.626	1.960.570	-11,63	2.105.827	2.376.160	12,84
BARBADOS	16.772	43.075	156,83	23.924	47.927	100,33
BERMUDA	7	13	85,71	66	62	-6,06
CAPE VERDE	54.512	70.546	29,41	40.332	61.413	52,27
DOMINICA	24.606	0	-100,00	24.635	0	-100,00
FRENCH POLYNESIA	50.760	1.153	-97,73	35.829	1.484	-95,86
MARTINIQUE	19	0	-100,00	110	0	-100,00
NETHERLANDS ANTILLES	142.398	166.217	16,73	117.106	199.437	70,30
UNITED KINGDOM	342.493	288.688	-15,71	505.691	452.124	-10,59
NETHERLANDS	336.917	364.073	8,06	444.552	570.652	28,37
FRANCE	233.204	150.158	-35,61	202.649	129.462	-36,12
GERMANY, FED. REP. OF	98.033	114.783	17,09	98.018	115.191	17,52
AUSTRIA	0	72.000	--	0	101.152	--
BELGIUM	259.489	197.765	-23,79	214.815	205.744	-4,22
SWITZERLAND	143	879	514,69	794	6.351	699,87
DENMARK	10	17.973	179.630,00	40	34.655	86.537,50
NORWAY	455	25	-94,51	2.370	208	-91,22
SWEDEN	13.868	128.003	823,01	13.351	173.244	1.197,61
FINLAND	16.342	0	-100,00	27.264	0	-100,00
IRELAND	24	0	-100,00	48	0	-100,00
ITALY	422.811	282.989	-33,07	310.382	282.774	-8,89
SPAIN	181.490	199.497	9,92	252.789	406.932	60,98
PORTUGAL	183.949	28.497	-84,51	152.152	27.983	-81,61
GREECE	107.247	75.672	-29,44	124.592	125.098	0,41
DEMOCRATIC REPUBLIC OF THE C	2.681.185	5.518.427	105,82	1.895.837	5.497.866	190,00
POLAND	1.364.000	352.011	-74,19	817.889	297.663	-63,61
ROMANIA	15.996	33.562	109,81	22.031	40.748	84,96
BULGARIA	57.352	84.046	46,54	105.846	113.403	7,14
YUGOSLAVIA	0	12.957	--	0	23.154	--
ALBANIA	0	13.701	--	0	18.528	--
UKRAINE	2.960.000	960.000	-67,57	1.709.120	936.160	-45,23
LITHUANIA	194	30	-84,54	1.259	189	-84,99
LATVIA	34.027	0	-100,00	49.384	0	-100,00
CROATIA	0	1	--	0	4	--
MALTA	23.649	31.129	31,63	30.563	49.959	63,46
CZECH REPUBLIC	60.000	0	-100,00	36.000	0	-100,00
RUSSIA FEDERATION	321.120	345.775	7,68	229.575	323.498	40,91
-BAHAN CELUP ORGANIK SINTETIK	18.414.543	17.363.873	-5,71	65.655.493	76.429.569	16,41
JAPAN	2.002.861	2.386.917	19,18	8.056.730	10.514.948	30,51
HONG KONG	1.336.593	1.211.240	-9,38	5.371.087	5.769.164	7,41
KOREA, REPUBLIC OF	896.374	647.122	-27,81	3.030.050	2.527.365	-16,59
TAIWAN	900.479	776.905	-13,72	3.737.969	3.968.055	6,16
CHINA	3.627.889	2.744.488	-24,35	6.818.834	8.118.248	19,06
THAILAND	266.428	268.748	0,87	624.537	872.186	39,65
SINGAPORE	2.986.550	2.970.123	-0,55	15.457.395	16.432.127	6,31
PHILIPPINES	35.843	56.629	57,99	99.892	97.188	-2,71
MALAYSIA	119.448	116.240	-2,69	341.377	429.097	25,70
VIET NAM	104.891	162.042	54,49	503.833	610.866	21,24
INDIA	968	83.788	8.555,79	18.906	391.536	1.970,96
PAKISTAN	110.802	153.550	38,58	302.605	549.319	81,53
BANGLADESH	406.722	340.693	-16,23	963.856	1.015.794	5,39
SRI LANKA	31.326	17.213	-45,05	163.114	77.842	-52,28
IRAN (ISLAMIC REPUBLIC OF)	22.315	17.546	-21,37	63.423	32.269	-49,12
SAUDI ARABIA	14.923	0	-100,00	12.344	0	-100,00
ISRAEL	0	1.000	--	0	2.280	--
JORDAN	39.009	0	-100,00	136.742	0	-100,00
YEMEN	300	0	-100,00	10.326	0	-100,00
TURKEY	690.056	380.132	-44,91	3.079.801	1.957.939	-36,43
UNITED ARAB EMIRATES	240	1.000	316,67	1.920	4.536	136,25
EGYPT	7.265	9.913	36,45	19.526	53.406	173,51
TANZANIA, UNITED REPUBLIC OF	19.498	19.042	-2,34	21.170	48.710	130,09
MADAGASCAR	0	300	--	0	1.878	--

TABEL 5. PERKEMBANGAN EKSPOR INDONESIA MENURUT KOMODITI DAN NEGARA TUJUAN

JENIS BARANG	BERAT BERSIH (KG)		PERUB	NILAI FOB (US \$)		PERUB
	JAN-JUN 2007	JAN-JUN 2008	%	JAN-JUN 2007	JAN-JUN 2008	%
	(1)	(2)	(3)	(4)	(5)	(6)
KENYA	3.999	0	-100,00	20.426	0	-100,00
NIGERIA	47.528	296.180	523,17	42.000	321.900	666,43
SEYCHELLES	0	1.070	--	0	800	--
SOUTH AFRICA	4.920	24.039	388,60	29.248	85.947	193,86
MAURITIUS	50	0	-100,00	188	0	-100,00
AUSTRALIA	15.796	38.966	146,68	65.680	138.811	111,34
NEW ZEALAND	1.743	4.622	165,17	17.239	14.892	-13,61
FIJI	870	1.709	96,44	13.728	16.000	16,55
UNITED STATES	1.912.135	1.449.347	-24,20	3.754.124	5.337.306	42,17
CANADA	3.629	4.719	30,04	24.819	31.443	26,69
MEXICO	125.990	201.579	60,00	662.010	1.079.731	63,10
HONDURAS	14.000	1.250	-91,07	45.641	8.975	-80,34
CHILE	4.498	5.574	23,92	14.170	27.239	92,23
ARGENTINA	0	56.473	--	0	217.642	--
BRAZIL	293.560	314.006	6,96	1.438.255	1.686.049	17,23
COLOMBIA	500	1.800	260,00	2.850	10.920	283,16
PERU	500	0	-100,00	2.415	0	-100,00
UNITED KINGDOM	86.210	70.646	-18,05	435.883	344.076	-21,06
NETHERLANDS	43.559	17.097	-60,75	195.427	177.270	-9,29
GERMANY, FED. REP. OF	1.024.708	1.378.989	34,57	6.254.380	9.067.960	44,99
BELGIUM	114.065	82.168	-27,96	701.389	578.228	-17,56
SWITZERLAND	59.795	80.594	34,78	263.872	544.808	106,47
NORWAY	0	164.400	--	0	276.522	--
SWEDEN	352.500	59.400	-83,15	267.900	77.616	-71,03
ITALY	110.751	195.872	76,86	277.335	589.864	112,69
SPAIN	516.588	509.649	-1,34	2.069.482	2.150.167	3,90
POLAND	49.616	39.093	-21,21	193.102	170.650	-11,63
ROMANIA	6.247	0	-100,00	28.454	0	-100,00
RUSSIA FEDERATION	6	0	-100,00	39	0	-100,00
-PREPARAT PEMBASMI KUMAN, DL	93.039.583	29.217.178	-68,60	65.200.707	73.662.414	12,98
JAPAN	3.498.160	2.940.568	-15,94	4.873.164	3.668.810	-24,71
HONG KONG	52.266	16.682	-68,08	110.279	59.521	-46,03
KOREA, REPUBLIC OF	418.121	1.001.776	139,59	786.762	3.295.863	318,91
TAIWAN	559.100	360.053	-35,60	1.171.187	1.189.790	1,59
CHINA	65.934.473	913.649	-98,61	11.565.749	13.763.971	19,01
PAPUA NEW GUINEA	124.950	101.576	-18,71	91.480	75.329	-17,66
THAILAND	3.655.891	5.063.852	38,51	6.923.129	11.436.670	65,20
SINGAPORE	3.252.074	3.036.379	-6,63	7.631.735	13.022.423	70,64
PHILIPPINES	2.010.511	3.769.061	87,47	2.812.420	6.817.029	142,39
MALAYSIA	2.170.215	1.839.112	-15,26	4.545.846	3.881.294	-14,62
MYANMAR (FORM. BURMA)	184.323	230.400	25,00	117.421	137.049	16,72
BRUNEI DARUSSALAM	2.777	681	-75,48	8.114	1.694	-79,12
NEPAL	0	89.117	--	0	162.096	--
VIET NAM	510.431	697.533	36,66	2.911.537	5.294.970	81,86
MALDIVES	41.606	51.915	24,78	72.054	98.142	36,21
INDIA	51.767	30.488	-41,11	43.119	24.774	-42,55
PAKISTAN	1.591.655	1.437.536	-9,68	1.287.439	1.285.664	-0,14
BANGLADESH	291.844	384.630	31,79	558.382	793.893	42,18
SRI LANKA	52.159	141.979	172,20	123.537	175.484	42,05
SAUDI ARABIA	2.448	2.502	2,21	22.002	36.301	64,99
JORDAN	3.593	1.336	-62,82	44.431	224	-99,50
LEBANON	150.148	223.207	48,66	167.101	243.236	45,56
OMAN	0	451	--	0	2.585	--
UNITED ARAB EMIRATES	26.099	31.915	22,28	37.776	48.684	28,88
CYPRUS	0	5.445	--	0	10.515	--
EGYPT	58.981	0	-100,00	255.339	0	-100,00
LIBYAN ARAB JAMAHIRIYA	1.846	47.413	2.468,42	5.148	85.087	1.552,82
ALGERIA	0	7.680	--	0	7.772	--
SUDAN	15.540	0	-100,00	73.948	0	-100,00
TANZANIA, UNITED REPUBLIC OF	73.598	346.124	370,29	62.749	309.910	393,89
MADAGASCAR	149.010	20.160	-86,47	115.798	14.112	-87,81
KENYA	129.206	30.341	-76,52	104.445	38.589	-63,05
REUNION	20.260	0	-100,00	13.536	0	-100,00
MOZAMBIQUE	0	20.159	--	0	16.734	--
EQUATORIAL GUINEA	4.273	9.295	117,53	5.452	13.584	149,16
TOGO	70.373	56.850	-19,22	60.943	45.699	-25,01
GHANA	122.772	43.488	-64,58	103.102	35.366	-65,70
LIBERIA	21.600	0	-100,00	15.696	0	-100,00
GUINEA	0	19.696	--	0	16.917	--
NIGERIA	20.000	0	-100,00	20.000	0	-100,00
COTE D'IVOIRE	116.550	64.395	-44,75	103.377	60.162	-41,80
BENIN	2.665	3.277	22,96	9.744	10.080	3,45
GAMBIA	25.771	7.756	-69,90	69.233	14.061	-79,69
UGANDA	151.200	0	-100,00	97.776	0	-100,00
SOUTH AFRICA	329.436	145.825	-55,73	341.066	134.331	-60,61
ZIMBABWE	0	17.993	--	0	21.498	--
ZAMBIA	0	20.319	--	0	16.502	--

TABEL 5. PERKEMBANGAN EKSPOR INDONESIA MENURUT KOMODITI DAN NEGARA TUJUAN

JENIS BARANG	BERAT BERSIH (KG)		PERUB	NILAI FOB (US \$)		PERUB
	JAN-JUN 2007	JAN-JUN 2008	%	JAN-JUN 2007	JAN-JUN 2008	%
	(1)	(2)	(3)	(4)	(5)	(6)
MALAWI	0	80.640	--	0	57.600	--
COMOROS	520	320	-38,46	1.751	1.167	-33,35
MAURITIUS	107.322	229.919	114,23	138.142	250.552	81,37
VIRGIN ISLANDS (BRITISH)	0	387	--	0	3.914	--
AUSTRALIA	82.657	142.146	71,97	70.993	142.112	100,18
NEW ZEALAND	11.125	741	-93,34	375.230	1.257	-99,67
GUAM	2.250	2.250	0,00	3.931	3.669	-6,66
NEW CALEDONIA	0	15.153	--	0	34.245	--
SAINT VINCENT AND THE GRENADII	0	9.041	--	0	9.380	--
VANUATU	145	10.034	6.820,00	380	9.129	2.302,37
WALLIS AND FUTUNA ISLANDS	1.179	1.605	36,13	2.834	4.421	56,00
AMERICAN SAMOA	7.275	21.825	200,00	11.034	32.799	197,25
COOK ISLANDS	4.150	0	-100,00	3.700	0	-100,00
FIJI	166.113	47.482	-71,42	153.244	46.674	-69,54
KIRIBATI	2.048	1.725	-15,77	1.420	1.311	-7,68
SAMOA	106.363	91.662	-13,82	84.653	82.280	-2,80
SOLOMON ISLANDS	988	1.012	2,43	1.253	849	-32,24
TONGA	13.922	19.623	40,95	11.666	14.742	26,37
EAST TIMOR	8	10.950	136.775,00	20	20.334	101.570,00
UNITED STATES	780.939	92	-99,99	1.396.801	4.000	-99,71
MEXICO	3.551.680	2.918.806	-17,82	4.269.644	3.825.134	-10,41
GUATEMALA	179.173	334.516	86,70	152.855	334.209	118,64
HONDURAS	151.585	560.858	270,00	133.347	666.308	399,68
NICARAGUA	118.355	207.117	75,00	103.544	196.974	90,23
CUBA	18.270	0	-100,00	16.443	0	-100,00
SURINAME	1.991	2.319	16,47	22.396	28.940	29,22
BRAZIL	750	24.383	3.151,07	300	17.166	5.622,00
COLOMBIA	0	20.525	--	0	21.236	--
PERU	7.707	4.808	-37,62	16.644	65.224	291,88
TRINIDAD AND TOBAGO	36.081	18.082	-49,88	30.655	17.500	-42,91
JAMAICA	170.298	137.251	-19,41	217.010	173.890	-19,87
BELIZE	98	838	755,10	1.480	4.031	172,36
DOMINICAN REPUBLIC	180.820	0	-100,00	160.576	0	-100,00
EL SALVADOR	149.480	174.323	16,62	139.660	172.475	23,50
COSTA RICA	14.936	42.303	183,23	22.617	58.789	159,93
HAITI	499.865	204.256	-59,14	341.483	128.562	-62,35
BARBADOS	27.123	9.041	-66,67	23.680	10.330	-56,38
FRENCH POLYNESIA	64.132	47.662	-25,68	49.887	38.660	-22,50
GUADELOUPE	8.030	6.840	-14,82	11.188	10.971	-1,94
UNITED KINGDOM	502	0	-100,00	4.238	0	-100,00
NETHERLANDS	24.259	155.208	539,80	25.456	156.663	515,43
FRANCE	49.117	7.000	-85,75	82.974	52.934	-36,20
GERMANY, FED. REP. OF	7.141	29.496	313,05	3.524	21.135	499,74
BELGIUM	1.418	7.499	428,84	10.223	5.026	-50,84
SWITZERLAND	2.000	41	-97,95	10.800	444	-95,89
MONACO	49.320	0	-100,00	70.495	0	-100,00
SWEDEN	0	7.351	--	0	9.757	--
FINLAND	80.268	117.522	46,41	111.909	153.789	37,42
ITALY	352.820	142.560	-59,59	9.395.384	219.754	-97,66
SPAIN	350	0	-100,00	2.520	0	-100,00
GREECE	87.158	117.352	34,64	137.459	185.663	35,07
DEMOCRATIC REPUBLIC OF THE CC	20.160	0	-100,00	13.248	0	-100,00
-DAMAR TIRUAN, BAHAN PLASTIK	582.549.484	622.602.067	6,88	894.231.104	1.068.713.961	19,51
JAPAN	109.321.819	104.884.993	-4,06	186.909.827	194.708.527	4,17
HONG KONG	23.228.866	17.828.152	-23,25	29.951.923	22.820.241	-23,81
KOREA, REPUBLIC OF	5.199.352	6.178.595	18,83	10.660.229	10.854.129	1,82
TAIWAN	7.756.860	9.287.717	19,74	15.771.279	20.576.412	30,47
CHINA	47.872.720	61.903.102	29,31	43.073.956	64.569.113	49,90
MONGOLIA	0	7.455	--	0	23.236	--
MACAU	48.364	59	-99,88	19.904	150	-99,25
PAPUA NEW GUINEA	607.305	336.538	-44,59	978.629	802.528	-17,99
THAILAND	9.914.693	14.075.509	41,97	25.587.144	36.680.223	43,35
SINGAPORE	38.452.786	39.651.973	3,12	59.392.420	75.978.951	27,93
PHILIPPINES	11.554.783	19.104.872	65,34	25.498.243	35.112.391	37,71
MALAYSIA	53.665.661	55.342.337	3,12	75.246.843	90.887.005	20,79
MYANMAR (FORM. BURMA)	1.864.384	3.064.252	64,36	1.762.516	3.977.541	125,67
CAMBODIA	112.978	122.416	8,35	848.131	214.448	-74,72
BRUNEI DARUSSALAM	271.948	148.737	-45,31	305.033	276.514	-9,35
LAO PEOPLE'S DEMOCRATIC REPU	383	0	-100,00	275	0	-100,00
NEPAL	141.137	47.455	-66,38	218.770	111.449	-49,06
VIET NAM	16.891.270	27.668.735	63,80	21.883.796	40.107.958	83,28
MALDIVES	117.454	118.362	0,77	298.842	304.255	1,81
INDIA	22.759.529	10.287.742	-54,80	24.699.686	15.071.334	-38,98
PAKISTAN	1.882.636	2.638.512	40,15	4.390.246	4.897.790	11,56
BANGLADESH	13.152.106	15.733.718	19,63	13.428.779	18.824.710	40,18
SRI LANKA	3.944.597	4.046.948	2,59	5.452.338	6.563.003	20,37
IRAN (ISLAMIC REPUBLIC OF)	24.897	33.148	33,14	44.751	169.382	278,50

TABEL 5. PERKEMBANGAN EKSPOR INDONESIA MENURUT KOMODITI DAN NEGARA TUJUAN

JENIS BARANG	BERAT BERSIH (KG)		PERUB	NILAI FOB (US \$)		PERUB
	JAN-JUN 2007	JAN-JUN 2008	%	JAN-JUN 2007	JAN-JUN 2008	%
	(1)	(2)	(3)	(4)	(5)	(6)
SAUDI ARABIA	2.009.134	2.255.153	12,25	5.727.377	7.255.940	26,69
ISRAEL	0	201.746	--	0	416.364	--
KUWAIT	1.347.614	325.351	-75,86	2.071.851	828.636	-60,01
JORDAN	44.556	189.681	325,71	100.242	380.780	279,86
LEBANON	676.989	343.663	-49,24	1.122.063	866.212	-22,80
YEMEN	257.039	1.804.277	601,95	447.132	2.729.777	510,51
OMAN	101.664	177.876	74,96	222.195	363.318	63,51
SYRIA ARAB REPUBLIC	388.690	971.707	150,00	830.844	1.799.072	116,54
TURKEY	29.888.042	30.061.525	0,58	27.315.350	39.371.350	44,14
UNITED ARAB EMIRATES	3.736.727	3.771.040	0,92	7.674.479	8.924.713	16,29
QATAR	68.803	36.426	-47,06	200.993	138.953	-30,87
BAHRAIN	1.060.367	2.587.190	143,99	950.152	2.672.060	181,22
CYPRUS	29.673	22.264	-24,97	83.500	88.545	6,04
EGYPT	3.844.006	4.347.739	13,10	3.998.973	5.489.059	37,26
LIBYAN ARAB JAMAHIRIYA	66.385	21.651	-67,39	197.632	88.776	-55,08
MOROCCO	187.799	96.817	-48,45	736.863	317.639	-56,89
TUNISIA	26.573	66.423	149,96	64.981	168.527	159,35
ALGERIA	500.030	1.870.067	273,99	610.332	2.678.883	338,92
SUDAN	100.374	313.503	212,33	265.196	2.086.552	686,80
ERITREA	2.242	0	-100,00	10.698	0	-100,00
ETHIOPIA	121.204	54.299	-55,20	175.952	37.639	-78,61
TANZANIA, UNITED REPUBLIC OF	265.857	138.214	-48,01	524.457	305.022	-41,84
MADAGASCAR	226.078	288.238	27,49	352.162	486.793	38,23
SOMALIA	20.902	71.831	243,66	82.957	232.242	179,95
KENYA	109.296	1.689.998	1.446,26	213.609	2.696.019	1.162,13
REUNION	93.194	96.776	3,84	151.742	186.175	22,69
MOZAMBIQUE	17.152	5.555	-67,61	39.319	5.880	-85,05
TOGO	285.298	295.814	3,69	465.474	577.550	24,08
GHANA	478.014	668.385	39,83	739.550	1.077.679	45,72
LIBERIA	4.374	92.429	2.013,15	5.894	80.347	1.263,20
GUINEA	488.826	570.785	16,77	600.766	835.630	39,09
ANGOLA	22.489	65.737	192,31	41.357	139.236	236,67
CAMEROON	192.904	258.078	33,79	322.364	592.157	83,69
NIGERIA	2.993.402	2.301.101	-23,13	6.077.323	6.234.967	2,59
GABON	119.310	59.424	-50,19	212.487	109.620	-48,41
COTE D'IVOIRE	350.109	417.050	19,12	507.316	1.143.933	125,49
SENEGAL	39.258	72.262	84,07	125.967	193.460	53,58
MAURITANIA	27.991	38.694	38,24	45.320	68.013	50,07
MALI	39.277	115.762	194,73	37.160	246.683	563,84
BENIN	78.338	82.390	5,17	119.593	126.795	6,02
BURKINA FASO	13.284	37.787	184,45	9.621	66.451	590,69
GAMBIA	40.329	0	-100,00	72.476	0	-100,00
SEYCHELLES	3.357	2.656	-20,88	8.139	5.678	-30,24
UGANDA	2.314	2.064	-10,80	6.182	5.935	-4,00
CENTRAL AFRICAN REPUBLIC	12.068	0	-100,00	8.761	0	-100,00
DJIBOUTI	328.860	22.609	-93,13	593.303	72.531	-87,78
SAINT HELENA	0	210.000	--	0	343.675	--
SAO TOME AND PRINCIPE	13.205	0	-100,00	24.782	0	-100,00
SOUTH AFRICA	1.100.715	1.837.027	66,89	2.144.584	3.396.251	58,36
ZIMBABWE	17.549	100	-99,43	17.014	400	-97,65
ZAMBIA	13.738	27.557	100,59	14.729	47.079	219,63
MAURITIUS	1.960.736	3.139.852	60,14	2.623.706	4.500.834	71,54
VIRGIN ISLANDS (BRITISH)	73	92.478	126.582,19	956	119.214	12.370,08
AUSTRALIA	36.133.219	27.180.574	-24,78	49.699.877	45.526.749	-8,40
NEW ZEALAND	6.621.214	1.316.863	-80,11	9.060.466	2.802.206	-69,07
GUAM	1.485	474	-68,08	4.430	4.963	12,03
PALAU	25	290	1.060,00	28	491	1.653,57
NEW CALEDONIA	21.018	47.920	128,00	55.152	165.211	199,56
SAINT VINCENT AND THE GRENADII	1.276	0	-100,00	2.475	0	-100,00
VANUATU	7.372	6.210	-15,76	19.809	9.525	-51,92
WALLIS AND FUTUNA ISLANDS	128	32	-75,00	308	50	-83,77
COOK ISLANDS	4.375	7.936	81,39	8.880	18.612	109,59
FIJI	185.543	291.280	56,99	522.151	880.424	68,61
KIRIBATI	2.668	24	-99,10	4.755	271	-94,30
MARSHALL ISLANDS	935	0	-100,00	1.342	0	-100,00
SAMOA	25.348	22.075	-12,91	163.634	142.553	-12,88
SOLOMON ISLANDS	31.120	26.248	-15,66	33.515	42.131	25,71
TONGA	0	17.725	--	0	15.947	--
CHRISTMAS ISLANDS	3.225	0	-100,00	1.834	0	-100,00
EAST TIMOR	45.640	1.027.862	2.152,11	133.134	842.715	532,98
UNITED STATES	74.599.060	98.301.771	31,77	125.241.145	177.042.152	41,36
CANADA	2.048.470	1.164.495	-43,15	4.868.299	3.940.467	-19,06
MEXICO	332.149	581.168	74,97	1.215.728	2.343.335	92,75
GUATEMALA	69.060	864.912	1.152,41	242.170	1.283.399	429,96
HONDURAS	13.540	31.010	129,03	27.421	80.975	195,30
NICARAGUA	0	176	--	0	214	--
PANAMA	97.382	359	-99,63	210.236	677	-99,68
SURINAME	8.249	13.362	61,98	28.234	31.315	10,91

TABEL 5. PERKEMBANGAN EKSPOR INDONESIA MENURUT KOMODITI DAN NEGARA TUJUAN

JENIS BARANG	BERAT BERSIH (KG)		PERUB	NILAI FOB (US \$)		PERUB
	JAN-JUN 2007	JAN-JUN 2008	%	JAN-JUN 2007	JAN-JUN 2008	%
	(1)	(2)	(3)	(4)	(5)	(6)
CHILE	15.310	73.962	383,10	26.538	213.048	702,80
VENEZUELA	31.241	13.554	-56,61	164.716	45.665	-72,28
ARGENTINA	483.915	71.219	-85,28	1.123.635	195.255	-82,62
BRAZIL	3.820.251	234.362	-93,87	7.509.845	2.045.802	-72,76
COLOMBIA	67.263	72.288	7,47	823.701	897.506	8,96
BOLIVIA	7.098	19.560	175,57	16.739	69.567	315,60
URUGUAY	264.208	364.703	38,04	397.386	635.548	59,93
PARAGUAY	1.337.599	18.500	-98,62	1.727.645	19.500	-98,87
ECUADOR	37.382	29.804	-20,27	77.166	60.952	-21,01
PERU	163.237	319.461	95,70	423.954	946.199	123,18
GUYANA	33.704	55.581	64,91	57.631	91.057	58,00
TRINIDAD AND TOBAGO	8.811	5.360	-39,17	29.633	40.915	38,07
BAHAMAS	882	6.332	617,91	326	10.259	3.046,93
JAMAICA	28.830	16.538	-42,64	48.191	31.068	-35,53
PUERTO RICO	9.487	130.532	1.275,90	10.016	280.512	2.700,64
DOMINICAN REPUBLIC	17.929	8.953	-50,06	112.417	28.099	-75,00
EL SALVADOR	23.280	44.000	89,00	30.751	61.246	99,17
COSTA RICA	10.431	388.732	3.626,70	33.473	606.395	1.711,59
HAITI	0	2.834	--	0	11.801	--
BARBADOS	322	32	-90,06	442	61	-86,20
ANGUILLA	136	0	-100,00	387	0	-100,00
ARUBA	343	0	-100,00	600	0	-100,00
BERMUDA	872	803	-7,91	6.801	4.060	-40,30
CAYMAN ISLANDS	22	2.438	10.981,82	1.153	553	-52,04
FALKLAND ISLANDS (MALVINAS)	27	0	-100,00	36	0	-100,00
FRENCH GUIANA	4.927	891	-81,92	43.563	2.044	-95,31
FRENCH POLYNESIA	12.035	15.342	27,48	22.054	34.812	57,85
GRENADA	0	316	--	0	1.572	--
MARTINIQUE	473	455	-3,81	1.635	2.237	36,82
NETHERLANDS ANTILLES	4.056	39.431	872,16	7.553	29.279	287,65
TURKS AND CAICOS ISLANDS	0	810	--	0	1.732	--
GUADELOUPE	3.339	2.242	-32,85	7.761	3.873	-50,10
SAINT KITTS AND NEVIS	19	0	-100,00	265	0	-100,00
UNITED KINGDOM	6.091.663	5.602.690	-8,03	14.582.214	13.898.790	-4,69
NETHERLANDS	4.564.243	2.210.699	-51,56	11.141.868	5.292.152	-52,50
FRANCE	1.668.146	2.797.998	67,73	6.603.570	9.144.757	38,48
GERMANY, FED. REP. OF	1.832.097	2.602.565	42,05	5.382.924	8.020.994	49,01
AUSTRIA	5.863	7.836	33,65	44.525	61.896	39,01
BELGIUM	3.062.400	4.742.990	54,88	5.464.647	12.183.945	122,96
SWITZERLAND	22.885	1.134.390	4.856,92	95.856	1.914.842	1.897,62
DENMARK	255.071	108.387	-57,51	617.384	349.854	-43,33
NORWAY	35.570	56.585	59,08	78.984	275.717	249,08
SWEDEN	144.502	353.985	144,97	439.762	939.836	113,71
FINLAND	309.795	178.858	-42,27	617.994	421.006	-31,88
IRELAND	751.418	371.766	-50,52	1.249.670	720.785	-42,32
ITALY	2.917.579	2.000.418	-31,44	5.329.972	5.023.688	-5,75
SPAIN	2.782.938	3.957.353	42,20	7.601.138	7.401.194	-2,63
PORTUGAL	995.393	335.609	-66,28	1.536.517	915.840	-40,40
ICELAND	396.000	220.000	-44,44	534.527	341.138	-36,18
GREECE	1.722.102	1.483.396	-13,86	3.426.330	3.162.075	-7,71
ANDORRA	0	256	--	0	118	--
DEMOCRATIC REPUBLIC OF THE C	10.826	122.388	1.030,50	12.625	146.164	1.057,73
HUNGARY	73.781	86.810	17,66	210.013	213.267	1,55
POLAND	1.207.781	665.322	-44,91	2.142.957	1.409.068	-34,25
ROMANIA	269.830	391.070	44,93	433.855	789.345	81,94
BULGARIA	28.133	74.859	166,09	74.059	187.780	153,55
YUGOSLAVIA	0	348	--	0	3.764	--
ARMENIA	26.718	23.226	-13,07	86.635	68.266	-21,20
AZERBAIJAN	0	16.893	--	0	50.069	--
KAZAKHSTAN	0	102.000	--	0	173.400	--
TURKMENISTAN	15.000	0	-100,00	39.075	0	-100,00
UKRAINE	2.715.149	2.513.772	-7,42	3.869.920	4.037.505	4,33
LITHUANIA	121.636	195.585	60,80	210.594	362.594	72,18
LATVIA	17.206	32.151	86,86	32.836	62.435	90,14
ESTONIA	51.519	0	-100,00	95.226	0	-100,00
CROATIA	19.110	39.809	108,32	37.602	82.659	119,83
BOSNIA AND HERZEGOVINA	0	4.906	--	0	23.783	--
MALTA	23.648	1.462	-93,82	79.072	9.021	-88,59
SLOVAKIA	4.496	5.473	21,73	42.738	52.459	22,75
SLOVENIA	324.032	236	-99,93	452.615	2.253	-99,50
CZECH REPUBLIC	9.885	3.516	-64,43	49.328	27.809	-43,62
RUSSIA FEDERATION	830.403	2.584.281	211,21	1.943.601	5.268.360	171,06
-BAHAN KERTAS	1.274.819.399	1.230.262.145	-3,50	512.224.817	686.266.493	33,98
JAPAN	70.951.687	75.970.803	7,07	33.542.842	51.512.687	53,57
KOREA, REPUBLIC OF	273.395.899	271.142.597	-0,82	101.192.367	135.896.019	34,29
TAIWAN	54.226.456	51.946.476	-4,20	29.957.587	33.207.921	10,85
CHINA	552.482.668	600.513.717	8,69	229.813.364	340.565.801	48,19

TABEL 5. PERKEMBANGAN EKSPOR INDONESIA MENURUT KOMODITI DAN NEGARA TUJUAN

JENIS BARANG	BERAT BERSIH (KG)		PERUB	NILAI FOB (US \$)		PERUB
	JAN-JUN 2007	JAN-JUN 2008	%	JAN-JUN 2007	JAN-JUN 2008	%
	(1)	(2)	(3)	(4)	(5)	(6)
THAILAND	3.075.747	7.017.653	128,16	1.421.830	4.730.325	232,69
SINGAPORE	13.513	500.842	3.606,37	118.831	195.949	64,90
PHILIPPINES	3.528.950	3.692.773	4,64	1.206.358	1.795.518	48,84
MALAYSIA	21	0	-100,00	25	0	-100,00
VIET NAM	6.436.805	14.553.196	126,09	2.279.547	6.054.788	165,61
INDIA	83.741.528	79.099.798	-5,54	29.952.354	43.206.344	44,25
PAKISTAN	1.192.486	0	-100,00	927.973	0	-100,00
BANGLADESH	13.188.143	11.304.047	-14,29	5.200.878	6.128.122	17,83
IRAN (ISLAMIC REPUBLIC OF)	0	1.096.262	--	0	636.834	--
SAUDI ARABIA	2.701.887	1.495.987	-44,63	1.026.742	772.421	-24,77
KUWAIT	3.486.314	996.505	-71,42	1.198.292	388.637	-67,57
JORDAN	3.596.128	497.910	-86,15	1.594.183	293.767	-81,57
LEBANON	0	19.802	--	0	11.881	--
UNITED ARAB EMIRATES	11.415.719	2.779.146	-75,66	4.664.405	1.606.814	-65,55
EGYPT	1.428.849	0	-100,00	631.136	0	-100,00
ETHIOPIA	100.000	0	-100,00	40.473	0	-100,00
REUNION	347	0	-100,00	436	0	-100,00
SOUTH AFRICA	431	0	-100,00	475	0	-100,00
AUSTRALIA	99.777	496.190	397,30	33.237	262.981	691,23
NEW ZEALAND	492.024	0	-100,00	162.368	0	-100,00
AMERICAN SAMOA	1	0	-100,00	1	0	-100,00
UNITED STATES	35.859.516	0	-100,00	11.833.641	0	-100,00
CANADA	1	0	-100,00	1	0	-100,00
PANAMA	0	1.000.000	--	0	625.000	--
UNITED KINGDOM	0	5	--	0	5	--
NETHERLANDS	34.300.419	9.709.858	-71,69	12.533.703	5.103.912	-59,28
FRANCE	29.915.193	22.473.952	-24,87	11.326.826	12.279.225	8,41
GERMANY, FED. REP. OF	0	96.364	--	0	53.887	--
BELGIUM	195	0	-100,00	30	0	-100,00
FINLAND	19.920	0	-100,00	7.629	0	-100,00
ITALY	89.168.740	73.858.262	-17,17	31.557.105	40.937.655	29,73
SPAIN	13	0	-100,00	143	0	-100,00
RUSSIA FEDERATION	22	0	-100,00	35	0	-100,00
-ALAS KAKI (KULIT, KARET DAN KA	59.399.366	65.414.511	10,13	834.553.953	931.606.100	11,63
JAPAN	3.599.936	3.600.079	0,00	41.157.109	44.394.891	7,87
HONG KONG	604.949	756.403	25,04	8.225.528	10.178.823	23,75
KOREA, DEMOCRATIC PEOPLE'S RE	0	20.802	--	0	312.730	--
KOREA, REPUBLIC OF	1.068.832	1.259.162	17,81	12.766.352	16.126.567	26,32
TAIWAN	981.657	1.099.513	12,01	5.920.614	6.771.361	14,37
CHINA	1.011.751	2.375.595	134,80	15.397.655	34.971.837	127,12
MACAU	1	0	-100,00	3	0	-100,00
PAPUA NEW GUINEA	95.068	48.368	-49,12	414.641	484.874	16,94
THAILAND	342.486	336.775	-1,67	5.251.409	6.740.565	28,36
SINGAPORE	2.355.623	2.337.707	-0,76	25.897.532	22.350.217	-13,70
PHILIPPINES	210.489	336.231	59,74	2.175.749	3.197.458	46,96
MALAYSIA	526.467	637.942	21,17	7.458.352	6.132.075	-17,78
CAMBODIA	1.026	21	-97,95	4.798	12	-99,75
BRUNEI DARUSSALAM	28.559	13.268	-53,54	162.473	113.966	-29,86
NEPAL	851	1.538	80,73	19.060	18.424	-3,34
VIET NAM	128.998	82.708	-35,88	1.018.550	902.749	-11,37
MALDIVES	161.195	180.412	11,92	235.044	220.484	-6,19
INDIA	91.133	80.820	-11,32	808.139	905.132	12,00
PAKISTAN	1.188	456	-61,62	11.354	3.847	-66,12
BANGLADESH	9.701	61.536	534,33	12.555	294.597	2.246,45
SRI LANKA	23.500	17.340	-26,21	15.618	36.705	135,02
AFGHANISTAN	493	0	-100,00	4.303	0	-100,00
IRAN (ISLAMIC REPUBLIC OF)	48	0	-100,00	197	0	-100,00
SAUDI ARABIA	77.687	134.226	72,78	315.230	516.107	63,72
ISRAEL	0	110.687	--	0	1.657.729	--
KUWAIT	1.565	3.587	129,20	31.211	25.978	-16,77
JORDAN	30.541	27.290	-10,64	48.019	89.081	85,51
LEBANON	2.977	8.979	201,61	48.816	115.597	136,80
YEMEN	28.005	132.479	373,05	65.680	208.544	217,52
OMAN	64	0	-100,00	30	0	-100,00
SYRIA ARAB REPUBLIC	2.332	3.688	58,15	24.981	54.258	117,20
TURKEY	374.382	608.603	62,56	5.007.106	8.768.215	75,12
UNITED ARAB EMIRATES	317.499	385.322	21,36	4.097.570	4.581.102	11,80
QATAR	0	5.926	--	0	115.944	--
BAHRAIN	13	0	-100,00	10	0	-100,00
CYPRUS	20.525	8.799	-57,13	144.140	124.268	-13,79
EGYPT	31.913	53.888	68,86	686.606	819.082	19,29
MOROCCO	140	1.798	1.184,29	3.009	20.048	566,27
TUNISIA	1.446	9.379	548,62	20.058	133.261	564,38
ALGERIA	966	2.150	122,57	15.021	44.203	194,27
SUDAN	6	0	-100,00	49	0	-100,00
ERITREA	174	0	-100,00	833	0	-100,00
TANZANIA, UNITED REPUBLIC OF	31	312	906,45	140	2.025	1.346,43

TABEL 5. PERKEMBANGAN EKSPOR INDONESIA MENURUT KOMODITI DAN NEGARA TUJUAN

JENIS BARANG	BERAT BERSIH (KG)		PERUB	NILAI FOB (US \$)		PERUB
	JAN-JUN 2007	JAN-JUN 2008	%	JAN-JUN 2007	JAN-JUN 2008	%
	(1)	(2)	(3)	(4)	(5)	(6)
MADAGASCAR	47.130	23.729	-49,65	54.910	22.084	-59,78
KENYA	30.229	28.118	-6,98	45.621	103.764	127,45
REUNION	6.028	17.024	182,42	37.358	140.845	277,01
MOZAMBIQUE	17.347	22.280	28,44	13.471	5.666	-57,94
TOGO	4.840	4.215	-12,91	7.800	8.978	15,10
GHANA	7.000	12.000	71,43	11.868	3.000	-74,72
LIBERIA	0	27	--	0	100	--
GUINEA	11.049	24.099	118,11	10.290	62.959	511,85
CONGO	40.000	71.032	77,58	89.366	55.566	-37,82
CAMEROON	1	715	71.400,00	4	7.857	196.325,00
GABON	682	2.928	329,33	500	27.805	5.461,00
COTE D'IVOIRE	639	1.882	194,52	896	23.564	2.529,91
SENEGAL	7.000	2.202	-68,54	12.362	26.336	113,04
BENIN	0	7.358	--	0	21.097	--
GAMBIA	156	0	-100,00	293	0	-100,00
U.S. VIRGIN ISLANDS	41	2	-95,12	301	13	-95,68
SEYCHELLES	2.037	2.692	32,16	14.441	13.702	-5,12
UGANDA	4	0	-100,00	36	0	-100,00
DJIBOUTI	200	0	-100,00	5.226	0	-100,00
SAO TOME AND PRINCIPE	2.134	212	-90,07	3.780	179	-95,26
SOUTH AFRICA	475.235	471.576	-0,77	6.537.599	7.180.347	9,83
COMOROS	7.767	7.735	-0,41	34.872	29.139	-16,44
MAURITIUS	29.961	16.880	-43,66	87.354	61.381	-29,73
AUSTRALIA	915.515	1.027.213	12,20	13.350.979	14.493.372	8,56
NEW ZEALAND	98.308	128.289	30,50	1.471.274	2.075.249	41,05
GUAM	302	0	-100,00	570	0	-100,00
PALAU	50	466	832,00	56	784	1.300,00
NEW CALEDONIA	4.888	1.783	-63,52	19.390	5.157	-73,40
NORTHERN MARIANA ISLANDS	2.010	0	-100,00	19.495	0	-100,00
SAINT VINCENT AND THE GRENADII	377	0	-100,00	732	0	-100,00
VANUATU	884	5.557	528,62	1.107	97.406	8.699,10
AMERICAN SAMOA	99	4	-95,96	1.136	361	-68,22
COOK ISLANDS	1.899	146	-92,31	2.627	1.848	-29,65
FIJI	6.332	3.376	-46,68	50.291	47.275	-6,00
MARSHALL ISLANDS	4	0	-100,00	174	0	-100,00
TONGA	672	0	-100,00	829	0	-100,00
EAST TIMOR	3.029	321.378	10.510,04	31.687	336.303	961,33
UNITED STATES	13.935.847	13.010.253	-6,64	210.901.760	194.324.248	-7,86
CANADA	590.970	507.392	-14,14	7.936.098	7.762.720	-2,18
MEXICO	1.647.327	1.654.111	0,41	16.567.772	17.754.245	7,16
GUATEMALA	14	6.179	44.035,71	195	52.996	27.077,44
HONDURAS	14.429	26.536	83,91	100.703	197.881	96,50
PANAMA	384.221	519.579	35,23	5.594.258	7.791.495	39,28
CUBA	220	0	-100,00	945	0	-100,00
SURINAME	3.771	230	-93,90	12.984	3.350	-74,20
CHILE	202.601	301.157	48,65	2.996.526	4.555.898	52,04
VENEZUELA	6.293	27.007	329,16	110.300	379.458	244,02
ARGENTINA	196.643	320.678	63,08	2.777.071	4.973.103	79,08
BRAZIL	363.386	307.326	-15,43	5.212.284	5.049.410	-3,12
COLOMBIA	70.156	78.905	12,47	954.511	1.146.993	20,17
BOLIVIA	0	3.827	--	0	52.170	--
URUGUAY	23.356	35.358	51,39	395.966	644.878	62,86
PARAGUAY	10.607	44.986	324,12	128.498	667.831	419,72
ECUADOR	44.459	43.902	-1,25	634.037	629.383	-0,73
PERU	48.063	34.988	-27,20	573.165	474.947	-17,14
JAMAICA	36	2.414	6.605,56	740	22.940	3.000,00
PUERTO RICO	2.178	3.578	64,28	11.821	24.416	106,55
BELIZE	2.040	1	-99,95	4.909	5	-99,90
DOMINICAN REPUBLIC	1.074	1.157	7,73	1.779	2.297	29,12
EL SALVADOR	11.802	1.817	-84,60	49.880	21.754	-56,39
COSTA RICA	21.191	3.021	-85,74	223.795	23.365	-89,56
BARBADOS	119	22.027	18.410,08	165	61.318	37.062,42
ANTIGUA AND BARBUDA	1	298	29.700,00	10	1.731	17.210,00
ARUBA	13	0	-100,00	726	0	-100,00
BERMUDA	142	276	94,37	1.267	1.529	20,68
CAYMAN ISLANDS	120	2	-98,33	10.272	125	-98,78
FALKLAND ISLANDS (MALVINAS)	151	0	-100,00	198	0	-100,00
FRENCH GUIANA	0	16	--	0	55	--
FRENCH POLYNESIA	10.360	6.153	-40,61	31.847	20.248	-36,42
MARTINIQUE	0	116	--	0	739	--
NETHERLANDS ANTILLES	550	1.920	249,09	11.796	23.045	95,36
TURKS AND CAICOS ISLANDS	0	166	--	0	355	--
GUADELOUPE	513	26	-94,93	2.403	1.025	-57,34
SAINT KITTS AND NEVIS	0	1	--	0	2	--
UNITED KINGDOM	5.545.233	5.086.362	-8,28	69.704.682	69.888.269	0,26
NETHERLANDS	3.494.201	3.369.618	-3,57	50.499.680	52.715.245	4,39
FRANCE	1.832.052	1.781.628	-2,75	25.780.295	25.434.970	-1,34
GERMANY, FED. REP. OF	4.490.379	5.772.834	28,56	77.140.034	94.591.823	22,62

TABEL 5. PERKEMBANGAN EKSPOR INDONESIA MENURUT KOMODITI DAN NEGARA TUJUAN

JENIS BARANG	BERAT BERSIH (KG)		PERUB	NILAI FOB (US \$)		PERUB
	JAN-JUN 2007	JAN-JUN 2008	%	JAN-JUN 2007	JAN-JUN 2008	%
	(1)	(2)	(3)	(4)	(5)	(6)
AUSTRIA	34.925	87.503	150,55	380.873	1.296.454	240,39
BELGIUM	4.888.940	6.246.296	27,76	73.714.461	93.135.066	26,35
SWITZERLAND	86.290	113.961	32,07	1.063.408	1.581.001	48,67
MONACO	3.605	976	-72,93	46.379	9.328	-79,89
DENMARK	622.847	1.191.897	91,36	15.171.677	21.839.221	43,95
NORWAY	81.214	59.322	-26,96	1.188.466	1.164.755	-2,00
SWEDEN	89.046	267.987	200,95	1.317.996	2.749.253	108,59
FINLAND	34.816	77.525	122,67	529.205	2.548.456	381,56
IRELAND	109.413	120.373	10,02	1.677.300	1.845.131	10,01
ITALY	3.919.983	3.996.363	1,95	54.398.660	66.937.981	23,05
SPAIN	1.249.246	1.346.338	7,77	15.420.861	18.387.678	19,24
PORTUGAL	210.261	142.154	-32,39	6.159.220	3.728.804	-39,46
ICELAND	956	1.366	42,89	10.062	17.071	69,66
GREECE	237.358	445.618	87,74	3.388.594	6.268.116	84,98
HUNGARY	22.417	23.731	5,86	207.502	276.262	33,14
POLAND	46.169	48.422	4,88	542.761	478.588	-11,82
ROMANIA	1.407	1.459	3,70	13.292	40.413	204,04
BULGARIA	16.414	37.886	130,82	97.104	247.983	155,38
YUGOSLAVIA	17.649	61.738	249,81	266.098	975.627	266,64
KAZAKHSTAN	0	6.632	--	0	137.660	--
KYRGYZSTAN	0	523	--	0	4.478	--
UKRAINE	63.534	129.919	104,49	873.949	1.747.896	100,00
LITHUANIA	1.396	9.038	547,42	32.463	285.674	780,00
LATVIA	6.106	5.798	-5,04	73.624	59.394	-19,33
ESTONIA	48.914	3.951	-91,92	1.329.677	48.383	-96,36
CROATIA	37.315	18.246	-51,10	348.369	248.631	-28,63
BOSNIA AND HERZEGOVINA	0	1.274	--	0	12.932	--
MALTA	1.051	93	-91,15	22.782	1.848	-91,89
SLOVAKIA	354.642	231.606	-34,69	13.208.610	8.794.718	-33,42
SLOVENIA	38.372	103.770	170,43	483.819	1.036.753	114,29
CZECH REPUBLIC	41.452	53.281	28,54	586.009	667.000	13,82
RUSSIA FEDERATION	321.044	654.913	103,99	4.243.121	9.452.390	122,77
-PRODUK KERAMIK	249.171.957	247.034.674	-0,86	140.975.969	155.830.236	10,54
JAPAN	4.912.637	3.902.013	-20,57	12.818.052	13.548.474	5,70
HONG KONG	319.400	427.820	33,94	620.839	932.988	50,28
KOREA, REPUBLIC OF	28.683.415	25.094.307	-12,51	9.716.472	10.243.991	5,43
TAIWAN	22.012.870	22.631.807	2,81	7.218.340	7.399.073	2,50
CHINA	529.385	538.265	1,68	1.061.510	1.792.361	68,85
MACAU	16.911	10.348	-38,81	201.110	109.084	-45,76
PAPUA NEW GUINEA	252.864	184.841	-26,90	59.810	42.643	-28,70
THAILAND	12.512.441	18.363.957	46,77	4.013.810	6.799.355	69,40
SINGAPORE	2.916.802	2.655.297	-8,97	2.212.873	2.197.595	-0,69
PHILIPPINES	4.793.466	6.302.841	31,49	1.346.975	1.788.638	32,79
MALAYSIA	22.079.386	24.869.069	12,63	4.692.807	6.313.496	34,54
MYANMAR (FORM. BURMA)	781.305	815.343	4,36	109.452	131.373	20,03
CAMBODIA	789.483	2.869.454	263,46	199.816	567.317	183,92
BRUNEI DARUSSALAM	1.419.287	2.244.458	58,14	376.905	620.087	64,52
LAO PEOPLE'S DEMOCRATIC REPU	245	0	-100,00	1.454	0	-100,00
NEPAL	21.582	43.977	103,77	7.583	26.520	249,73
VIET NAM	392.135	966.133	146,38	220.585	484.234	119,52
MALDIVES	913.153	3.274.709	258,62	405.200	810.240	99,96
INDIA	891.392	1.121.191	25,78	1.352.401	1.946.190	43,91
PAKISTAN	7.407.767	10.109.633	36,47	1.357.602	2.073.097	52,70
BANGLADESH	216.529	335.738	55,05	166.981	112.502	-32,63
SRI LANKA	6.655.220	8.908.203	33,85	1.481.493	1.704.273	15,04
AFGHANISTAN	0	467.639	--	0	75.515	--
IRAQ	0	243.662	--	0	75.251	--
IRAN (ISLAMIC REPUBLIC OF)	18.010	113.468	530,03	6.352	391.472	6.062,97
SAUDI ARABIA	10.995.749	10.509.637	-4,42	1.883.131	2.049.737	8,85
ISRAEL	0	1.383.760	--	0	289.776	--
KUWAIT	1.181.901	820.393	-30,59	246.552	181.050	-26,57
JORDAN	537.766	923.719	71,77	92.053	195.043	111,88
LEBANON	4.056	109.290	2.594,53	10.739	67.540	528,92
YEMEN	342.429	382.422	11,68	77.681	92.506	19,08
OMAN	25.042	47.177	88,39	51.720	12.863	-75,13
SYRIA ARAB REPUBLIC	141	1.541	992,91	1.129	3.325	194,51
TURKEY	3.717.168	1.356.235	-63,51	2.239.105	1.518.567	-32,18
UNITED ARAB EMIRATES	3.545.927	6.014.290	69,61	1.925.799	3.605.318	87,21
QATAR	1.808.403	3.016.702	66,82	785.109	1.212.807	54,48
BAHRAIN	181.366	464.949	156,36	58.325	178.841	206,63
CYPRUS	96.852	19.431	-79,94	45.231	30.709	-32,11
EGYPT	341.800	351.886	2,95	205.177	391.954	91,03
MOROCCO	16.686	62	-99,63	6.630	376	-94,33
TUNISIA	1.505	13.461	794,42	4.002	33.992	749,38
ALGERIA	513	0	-100,00	1.423	0	-100,00
SUDAN	0	27.981	--	0	27.385	--
TANZANIA, UNITED REPUBLIC OF	136	166.152	122.070,59	600	23.066	3.744,33

TABEL 5. PERKEMBANGAN EKSPOR INDONESIA MENURUT KOMODITI DAN NEGARA TUJUAN

JENIS BARANG	BERAT BERSIH (KG)		PERUB	NILAI FOB (US \$)		PERUB
	JAN-JUN 2007	JAN-JUN 2008	%	JAN-JUN 2007	JAN-JUN 2008	%
	(1)	(2)	(3)	(4)	(5)	(6)
MADAGASCAR	181	4.063	2.144,75	171	5.764	3.270,76
KENYA	74.150	633	-99,15	12.807	259	-97,98
REUNION	1.050.372	1.137.289	8,27	266.259	300.023	12,68
MOZAMBIQUE	5.641	460	-91,85	10.757	283	-97,37
BOTSWANA	122.160	84.425	-30,89	19.860	14.840	-25,28
TOGO	26.816	17.539	-34,60	4.275	3.858	-9,75
ANGOLA	926.971	19.425	-97,90	298.369	2.723	-99,09
CONGO	154	0	-100,00	100	0	-100,00
CAMEROON	580	0	-100,00	900	0	-100,00
NIGERIA	24.443	153.967	529,90	13.440	156.002	1.060,73
GABON	48	544	1.033,33	45	1.669	3.608,89
COTE D'IVOIRE	23.409	10.392	-55,61	11.823	13.326	12,71
SENEGAL	143	85	-40,56	705	108	-84,68
MAURITANIA	0	70.537	--	0	13.839	--
BENIN	1.771	2.486	40,37	700	1.696	142,29
U.S. VIRGIN ISLANDS	0	62	--	0	36	--
SEYCHELLES	3.180	3.772	18,62	9.378	3.504	-62,64
UGANDA	570	0	-100,00	977	0	-100,00
NIGER	0	66	--	0	116	--
DJIBOUTI	0	790	--	0	3.625	--
SAO TOME AND PRINCIPE	1.012	1.780	75,89	1.792	1.500	-16,29
SWAZILAND	0	3.382	--	0	1.870	--
SOUTH AFRICA	5.837.945	7.546.995	29,27	15.216.933	17.383.864	14,24
MAURITIUS	2.619.139	3.509.380	33,99	537.665	839.282	56,10
VIRGIN ISLANDS (BRITISH)	29	0	-100,00	233	0	-100,00
AUSTRALIA	20.126.152	18.622.885	-7,47	7.340.632	7.884.168	7,40
NEW ZEALAND	1.271.346	1.156.126	-9,06	558.512	539.688	-3,37
GUAM	9.723	4.639	-52,29	14.991	5.279	-64,79
PALAU	32	25.817	80.578,13	47	8.183	17.310,64
NEW CALEDONIA	7.201	40.799	466,57	8.133	27.034	232,40
NORTHERN MARIANA ISLANDS	2.782	0	-100,00	4.175	0	-100,00
SAINT VINCENT AND THE GRENADII	35	1.023	2.822,86	93	1.831	1.868,82
VANUATU	82.538	72.329	-12,37	39.963	104.531	161,57
WALLIS AND FUTUNA ISLANDS	292	692	136,99	564	1.278	126,60
AMERICAN SAMOA	49.466	132.856	168,58	11.354	37.081	226,59
COOK ISLANDS	5.423	27.753	411,76	9.840	14.575	48,12
FIJI	240.483	206.967	-13,94	81.128	93.894	15,74
SAMOA	69.781	72.886	4,45	16.527	16.968	2,67
SOLOMON ISLANDS	0	474	--	0	1.265	--
TONGA	13.870	7.265	-47,62	11.769	16.387	39,24
EAST TIMOR	160.243	470.487	193,61	32.107	310.010	865,55
UNITED STATES	35.608.255	20.367.105	-42,80	29.423.513	26.974.538	-8,32
CANADA	4.387.516	3.355.357	-23,52	2.771.761	2.269.440	-18,12
MEXICO	82.690	101.816	23,13	206.354	216.485	4,91
GUATEMALA	275.139	292	-99,89	66.797	1.611	-97,59
HONDURAS	10	0	-100,00	15	0	-100,00
NICARAGUA	229	0	-100,00	172	0	-100,00
PANAMA	312.804	459.332	46,84	73.501	128.210	74,43
SURINAME	54	0	-100,00	318	0	-100,00
CHILE	369.293	229.784	-37,78	159.995	111.357	-30,40
VENEZUELA	868	21	-97,58	5.485	14	-99,74
ARGENTINA	49.243	21.994	-55,34	35.972	30.666	-14,75
BRAZIL	3.094	15.101	388,07	5.358	42.627	695,58
COLOMBIA	97.512	52.804	-45,85	155.546	52.178	-66,45
BOLIVIA	24.510	24.089	-1,72	6.207	6.104	-1,66
URUGUAY	527	23.884	4.432,07	851	6.034	609,05
ECUADOR	296	4	-98,65	198	8	-95,96
PERU	19.659	184.735	839,70	19.878	82.098	313,01
TRINIDAD AND TOBAGO	125.328	148.314	18,34	29.993	49.254	64,22
BAHAMAS	5.720	18.934	231,01	41.505	9.817	-76,35
JAMAICA	515.379	938.829	82,16	138.901	278.945	100,82
PUERTO RICO	590.500	399.620	-32,33	230.282	183.527	-20,30
DOMINICAN REPUBLIC	5.270	11.480	117,84	4.555	27.465	502,96
COSTA RICA	4.046	8.487	109,76	3.446	7.320	112,42
BARBADOS	4.325	403	-90,68	4.973	929	-81,32
ANTIGUA AND BARBUDA	0	24.893	--	0	7.791	--
ANGUILLA	846	0	-100,00	2.440	0	-100,00
ARUBA	160	510	218,75	245	1.641	569,80
BERMUDA	439	324	-26,20	3.235	2.596	-19,75
CAYMAN ISLANDS	29	164	465,52	8	36	350,00
FRENCH GUIANA	1.159	1.529	31,92	2.015	5.208	158,46
FRENCH POLYNESIA	179.319	600.095	234,65	42.791	85.773	100,45
GRENADA	22.697	48.634	114,28	9.623	18.370	90,90
MARTINIQUE	1.154	132.467	11.378,94	1.272	30.280	2.280,50
NETHERLANDS ANTILLES	32.186	1.648	-94,88	5.299	1.111	-79,03
SAINT LUCIA	0	1.069	--	0	6.163	--
TURKS AND CAICOS ISLANDS	0	489	--	0	830	--
GUADELOUPE	3.849	232.181	5.932,24	7.521	45.402	503,67

TABEL 5. PERKEMBANGAN EKSPOR INDONESIA MENURUT KOMODITI DAN NEGARA TUJUAN

JENIS BARANG	BERAT BERSIH (KG)		PERUB	NILAI FOB (US \$)		PERUB
	JAN-JUN 2007	JAN-JUN 2008	%	JAN-JUN 2007	JAN-JUN 2008	%
	(1)	(2)	(3)	(4)	(5)	(6)
SAINT KITTS AND NEVIS	0	27	--	0	41	--
UNITED KINGDOM	4.374.128	5.465.702	24,96	7.583.183	9.316.034	22,85
NETHERLANDS	1.390.137	1.108.991	-20,22	1.064.479	1.530.969	43,82
FRANCE	1.112.316	884.731	-20,46	2.065.596	1.366.940	-33,82
GERMANY, FED. REP. OF	318.663	761.333	138,91	841.674	965.389	14,70
AUSTRIA	5.617	9.077	61,60	11.210	17.916	59,82
BELGIUM	3.314.230	1.809.766	-45,39	1.927.890	3.363.267	74,45
SWITZERLAND	179.643	57.618	-67,93	286.351	181.409	-36,65
MONACO	0	11	--	0	39	--
DENMARK	76.130	80.176	5,31	68.579	67.493	-1,58
NORWAY	2.635.329	1.480.128	-43,84	694.768	699.792	0,72
SWEDEN	1.030.104	1.582.068	53,58	473.030	1.202.645	154,24
FINLAND	104.302	86.964	-16,62	712.772	650.236	-8,77
IRELAND	267.856	94.798	-64,61	417.512	125.317	-69,98
ITALY	10.035.635	5.166.439	-48,52	5.419.586	4.298.182	-20,69
SPAIN	1.211.850	866.988	-28,46	1.883.362	1.226.536	-34,88
PORTUGAL	38.812	12.182	-68,61	31.868	28.301	-11,19
ICELAND	1.269	0	-100,00	8.087	0	-100,00
GREECE	3.713.870	1.837.986	-50,51	784.685	681.800	-13,11
ANDORRA	0	26.450	--	0	8.988	--
HUNGARY	9.841	10.324	4,91	21.328	16.427	-22,98
POLAND	21.638	21.828	0,88	16.147	22.734	40,79
ROMANIA	3.444	959	-72,15	4.523	3.152	-30,31
BULGARIA	3.952	8.087	104,63	12.948	13.143	1,51
YUGOSLAVIA	1.733	3.714	114,31	2.608	63.719	2.343,21
AZERBAIJAN	0	110	--	0	829	--
KAZAKHSTAN	237	39	-83,54	333	144	-56,76
UKRAINE	583.559	1.480.326	153,67	259.500	619.971	138,91
LITHUANIA	23.498	626	-97,34	4.552	548	-87,96
ESTONIA	28.510	45.586	59,89	9.990	13.575	35,89
GEORGIA	1.250	2.882	130,56	9.300	9.909	6,55
CROATIA	78.446	91.447	16,57	91.698	115.325	25,77
BOSNIA AND HERZEGOVINA	0	379	--	0	1.773	--
MALTA	316.852	163.068	-48,53	66.760	51.935	-22,21
SLOVAKIA	4.626	1.384	-70,08	2.902	2.964	2,14
SLOVENIA	512	1.904	271,88	903	2.666	195,24
CZECH REPUBLIC	74.876	566.777	656,95	165.101	184.887	11,98
RUSSIA FEDERATION	1.393.781	383.080	-72,52	752.867	380.430	-49,47
-EMAS BATANGAN	17.094	13.581	-20,55	346.564.030	399.636.709	15,31
JAPAN	544	70	-87,13	7.577	1.926.729	25.328,65
HONG KONG	949	2.909	206,53	20.062.030	87.686.749	337,08
SINGAPORE	8.804	7.242	-17,74	187.992.024	211.513.955	12,51
MALAYSIA	353	468	32,58	7.568.697	14.387.362	90,09
AUSTRALIA	6.275	2.879	-54,12	127.376.732	83.799.467	-34,21
SWITZERLAND	169	0	-100,00	3.556.970	0	-100,00
ITALY	0	13	--	0	322.447	--
-PESAWAT UDARA DAN BAGIANNY	1.030.414	1.842.382	78,80	54.381.868	40.822.659	-24,93
JAPAN	5.707	5.126	-10,18	1.291.826	404.139	-68,72
HONG KONG	4.088	8.799	115,24	517.133	1.595.142	208,46
KOREA, REPUBLIC OF	2.489	3.006	20,77	295.042	649.379	120,10
TAIWAN	2.279	6.479	184,29	25.626	180.731	605,26
CHINA	8.177	3.678	-55,02	1.125.074	737.665	-34,43
PAPUA NEW GUINEA	206	0	-100,00	50.150	0	-100,00
THAILAND	117.760	104.794	-11,01	3.667.573	776.923	-78,82
SINGAPORE	150.215	603.788	301,95	7.911.223	8.930.169	12,88
PHILIPPINES	305	31.963	10.379,67	7.027	32.402	361,11
MALAYSIA	71.685	482.593	573,21	6.193.928	2.551.496	-58,81
CAMBODIA	1.019	125	-87,73	34.200	2.000	-94,15
BRUNEI DARUSSALAM	294	390	32,65	39.353	41.815	6,26
NEPAL	0	80	--	0	1.500	--
VIET NAM	119	0	-100,00	150	0	-100,00
INDIA	4.605	2.429	-47,25	517.850	173.716	-66,45
PAKISTAN	504	279	-44,64	1.061.125	841.384	-20,71
BANGLADESH	69	290	320,29	200	12.000	5.900,00
SRI LANKA	325	570	75,38	2.419	8.000	230,72
IRAN (ISLAMIC REPUBLIC OF)	907	0	-100,00	100.025	0	-100,00
SAUDI ARABIA	922	24.754	2.584,82	3.885	198.611	5.012,25
ISRAEL	0	150	--	0	1.000	--
JORDAN	1.383	200	-85,54	12.850	40.000	211,28
YEMEN	264	234	-11,36	13.700	6.690	-51,17
OMAN	10	31.541	315.310,00	9.358	67.750	623,98
TURKEY	156	256	64,10	54.616	226.493	314,70
UNITED ARAB EMIRATES	157.296	1.490	-99,05	1.204.331	256.794	-78,68
MADAGASCAR	3.695	0	-100,00	1.856	0	-100,00
KENYA	1.348	7.722	472,85	43.275	135.450	213,00
REUNION	832	0	-100,00	4.518	0	-100,00

TABEL 5. PERKEMBANGAN EKSPOR INDONESIA MENURUT KOMODITI DAN NEGARA TUJUAN

JENIS BARANG	BERAT BERSIH (KG)		PERUB	NILAI FOB (US \$)		PERUB
	JAN-JUN 2007	JAN-JUN 2008	%	JAN-JUN 2007	JAN-JUN 2008	%
	(1)	(2)	(3)	(4)	(5)	(6)
TOGO	288	0	-100,00	400	0	-100,00
COTE D'IVOIRE	197	0	-100,00	277	0	-100,00
BURKINA FASO	0	174	--	0	6.255	--
CENTRAL AFRICAN REPUBLIC	42	0	-100,00	2.000	0	-100,00
SOUTH AFRICA	5.907	21.071	256,71	109.683	951.506	767,51
MALAWI	0	51	--	0	850	--
AUSTRALIA	16.808	9.057	-46,11	1.605.887	1.272.819	-20,74
NEW ZEALAND	3.505	5.014	43,05	1.032.348	114.162	-88,94
FIJI	0	173	--	0	949	--
UNITED STATES	35.223	84.430	139,70	3.490.227	3.818.098	9,39
CANADA	633	1.235	95,10	15.172	432.331	2.749,53
CHILE	0	64	--	0	1.540	--
ARGENTINA	1.041	0	-100,00	2.010	0	-100,00
BRAZIL	0	14.232	--	0	3.936	--
COLOMBIA	0	11.342	--	0	350	--
BOLIVIA	0	20.000	--	0	20.000	--
TRINIDAD AND TOBAGO	0	3	--	0	9	--
FRENCH POLYNESIA	714	97	-86,41	608	120	-80,26
UNITED KINGDOM	275.029	83.769	-69,54	8.517.772	10.388.084	21,96
NETHERLANDS	15.443	23.554	52,52	426.297	893.920	109,69
FRANCE	39.927	10.130	-74,63	739.140	1.225.929	65,86
GERMANY, FED. REP. OF	62.873	90.728	44,30	7.115.792	893.138	-87,45
BELGIUM	15.670	782	-95,01	665.344	122.486	-81,59
SWITZERLAND	4.133	5.071	22,70	276.211	309.229	11,95
LUXEMBOURG	0	45	--	0	5.500	--
DENMARK	1.232	60	-95,13	75.417	9.500	-87,40
NORWAY	3.750	0	-100,00	500.000	0	-100,00
SWEDEN	332	2.100	532,53	753	20.000	2.556,04
FINLAND	0	2	--	0	4	--
IRELAND	262	542	106,87	88.050	66.502	-24,47
ITALY	1.441	1.937	34,42	85.027	127.438	49,88
SPAIN	4.970	124.250	2.400,00	3.034.968	2.196.055	-27,64
PORTUGAL	0	4.000	--	0	5.000	--
ICELAND	0	31	--	0	300	--
GREECE	0	96	--	0	2.400	--
BULGARIA	0	750	--	0	15.000	--
AZERBAIJAN	225	0	-100,00	10.000	0	-100,00
UKRAINE	0	356	--	0	3.000	--
RUSSIA FEDERATION	4.110	6.500	58,15	2.400.172	45.000	-98,13
-KAPAL LAUT DAN SEJENISNYA	157.747.931	191.448.167	21,36	384.017.734	343.974.464	-10,43
JAPAN	638.000	33.179	-94,80	3.184.455	148.030	-95,35
HONG KONG	0	13.818	--	0	9.762	--
KOREA, REPUBLIC OF	20.243.779	3.200	-99,98	6.068.000	3.200	-99,95
CHINA	93	0	-100,00	500	0	-100,00
THAILAND	456.980	1.536.488	236,23	4.331.864	10.065.186	132,35
SINGAPORE	81.748.350	153.775.220	88,11	114.352.748	264.270.466	131,10
PHILIPPINES	109.000	0	-100,00	7.946.541	0	-100,00
MALAYSIA	13.234.354	16.634.981	25,70	10.555.168	50.463.305	378,09
VIET NAM	0	10.162.687	--	0	5.530.474	--
MALDIVES	1.560	0	-100,00	15.200	0	-100,00
INDIA	676.453	124.000	-81,67	7.019.800	4.638.000	-33,93
SAUDI ARABIA	4.154.518	0	-100,00	1.840.744	0	-100,00
KUWAIT	912.747	0	-100,00	959.979	0	-100,00
YEMEN	0	19.500	--	0	22.991	--
TURKEY	0	110	--	0	6.000	--
UNITED ARAB EMIRATES	16.011	627.452	3.818,88	506.576	726.682	43,45
UGANDA	7.533	0	-100,00	18.000	0	-100,00
SOUTH AFRICA	0	30	--	0	100	--
AUSTRALIA	11.622.253	7.232.500	-37,77	177.732.509	5.271.971	-97,03
NEW ZEALAND	0	549.000	--	0	1.200.000	--
FIJI	0	721.000	--	0	1.350.000	--
UNITED STATES	150	7.999	5.232,67	22.500	41.000	82,22
CANADA	900	0	-100,00	49.578	0	-100,00
URUGUAY	7.384	0	-100,00	24.702	0	-100,00
JAMAICA	822.000	0	-100,00	8.250.000	0	-100,00
UNITED KINGDOM	0	30	--	0	10	--
NETHERLANDS	7.366	2.750	-62,67	17.270	10.000	-42,10
FRANCE	34.500	2.965	-91,41	21.600	201.058	830,82
GERMANY, FED. REP. OF	17.030.000	0	-100,00	24.700.000	0	-100,00
DENMARK	0	600	--	0	418	--
ITALY	6.024.000	0	-100,00	16.400.000	0	-100,00
SPAIN	0	658	--	0	15.811	--
-PERLENGKAPAN OLAHRAGA DAN	13.635.132	14.120.194	3,56	106.871.649	131.878.718	23,40
JAPAN	656.571	699.059	6,47	13.049.828	14.905.274	14,22
HONG KONG	155.537	131.237	-15,62	1.315.593	1.397.994	6,26
KOREA, REPUBLIC OF	131.670	172.766	31,21	848.622	1.043.359	22,95

TABEL 5. PERKEMBANGAN EKSPOR INDONESIA MENURUT KOMODITI DAN NEGARA TUJUAN

JENIS BARANG	BERAT BERSIH (KG)		PERUB	NILAI FOB (US \$)		PERUB
	JAN-JUN 2007	JAN-JUN 2008	%	JAN-JUN 2007	JAN-JUN 2008	%
	(1)	(2)	(3)	(4)	(5)	(6)
TAIWAN	5.592	55.756	897,07	31.964	117.402	267,29
CHINA	397.810	492.548	23,81	3.069.144	4.258.822	38,76
PAPUA NEW GUINEA	2.712	1.295	-52,25	5.289	8.332	57,53
THAILAND	30.196	25.681	-14,95	146.796	123.622	-15,79
SINGAPORE	485.779	319.566	-34,22	8.628.926	5.199.933	-39,74
PHILIPPINES	55.745	115.974	108,04	173.090	266.704	54,08
MALAYSIA	264.490	402.589	52,21	1.431.551	3.054.818	113,39
CAMBODIA	0	1.371	--	0	56.754	--
BRUNEI DARUSSALAM	136	7.620	5.502,94	676	21.758	3.118,64
VIET NAM	13.148	18.222	38,59	131.334	211.170	60,79
MALDIVES	1.306	3.341	155,82	10.537	4.967	-52,86
INDIA	68.470	51.120	-25,34	512.067	390.879	-23,67
PAKISTAN	113.415	88.606	-21,87	202.483	269.241	32,97
BANGLADESH	1.503	0	-100,00	7.517	0	-100,00
SRI LANKA	68.330	83.203	21,77	57.522	79.327	37,91
IRAN (ISLAMIC REPUBLIC OF)	18.191	9.348	-48,61	45.178	16.139	-64,28
SAUDI ARABIA	121.162	238.663	96,98	195.129	418.725	114,59
ISRAEL	0	9.999	--	0	110.223	--
KUWAIT	2.215	1.034	-53,32	24.312	9.036	-62,83
JORDAN	27.404	61.259	123,54	60.210	145.670	141,94
LEBANON	33.291	8.615	-74,12	50.710	16.504	-67,45
YEMEN	84	683	713,10	228	1.920	742,11
OMAN	0	300	--	0	639	--
SYRIA ARAB REPUBLIC	9.029	0	-100,00	20.870	0	-100,00
TURKEY	5.966	54.257	809,44	36.915	356.768	866,46
UNITED ARAB EMIRATES	89.464	138.073	54,33	537.548	1.115.266	107,47
QATAR	122	0	-100,00	1.840	0	-100,00
BAHRAIN	9	3.524	39.055,56	80	6.664	8.230,00
CYPRUS	238	436	83,19	2.055	2.733	32,99
EGYPT	21.829	13.154	-39,74	168.796	95.901	-43,19
MOROCCO	1.077	5.241	386,63	5.600	36.406	550,11
ALGERIA	61.458	48.486	-21,11	123.268	115.634	-6,19
SUDAN	16.657	31.102	86,72	34.924	109.763	214,29
KENYA	0	4.447	--	0	39.640	--
ANGOLA	908	4.961	446,37	308	5.427	1.662,01
NIGERIA	0	7.705	--	0	29.174	--
GABON	0	390	--	0	170	--
BENIN	15.913	22.862	43,67	96.616	118.811	22,97
NIGER	5.132	0	-100,00	45.273	0	-100,00
SOUTH AFRICA	32.104	10.594	-67,00	349.757	88.672	-74,65
MAURITIUS	0	1.250	--	0	33.033	--
AUSTRALIA	297.424	402.936	35,48	2.007.433	2.422.460	20,67
NEW ZEALAND	43.748	41.644	-4,81	258.296	245.935	-4,79
GUAM	19.992	0	-100,00	13.000	0	-100,00
NEW CALEDONIA	465	0	-100,00	588	0	-100,00
FIJI	1.212	716	-40,92	4.645	4.538	-2,30
EAST TIMOR	56	1.778	3.075,00	36	2.093	5.713,89
UNITED STATES	3.623.778	4.135.661	14,13	26.373.618	38.977.717	47,79
CANADA	249.713	201.411	-19,34	1.903.094	1.663.684	-12,58
MEXICO	770.615	412.767	-46,44	5.404.763	3.548.862	-34,34
GUATEMALA	404	0	-100,00	2.736	0	-100,00
PANAMA	11.915	9.681	-18,75	104.259	101.127	-3,00
SURINAME	66	0	-100,00	385	0	-100,00
CHILE	199.435	24.603	-87,66	1.053.760	99.913	-90,52
VENEZUELA	114.374	94.973	-16,96	893.394	832.086	-6,86
ARGENTINA	170.707	96.025	-43,75	1.051.604	816.930	-22,32
BRAZIL	839.653	631.874	-24,75	5.191.806	5.271.870	1,54
COLOMBIA	33.355	33.292	-0,19	239.215	289.690	21,10
BOLIVIA	877	0	-100,00	3.276	0	-100,00
URUGUAY	627	1.021	62,84	3.446	4.956	43,82
PARAGUAY	0	3.341	--	0	21.600	--
ECUADOR	5.569	3.740	-32,84	51.180	38.559	-24,66
PERU	22.121	2.981	-86,52	149.136	22.383	-84,99
EL SALVADOR	0	9.915	--	0	107.678	--
FRENCH POLYNESIA	0	1.022	--	0	15.216	--
UNITED KINGDOM	743.432	1.007.555	35,53	5.131.658	8.587.090	67,34
NETHERLANDS	407.118	459.624	12,90	2.940.171	3.831.187	30,30
FRANCE	669.670	625.632	-6,58	4.024.122	5.009.750	24,49
GERMANY, FED. REP. OF	695.904	560.212	-19,50	6.516.864	6.758.594	3,71
AUSTRIA	61.167	54.516	-10,87	428.812	713.820	66,46
BELGIUM	254.589	401.683	57,78	1.640.342	4.132.260	151,91
SWITZERLAND	16.071	48.947	204,57	106.762	329.676	208,80
DENMARK	56.755	73.559	29,61	375.056	863.594	130,26
NORWAY	37.320	12.655	-66,09	172.158	107.211	-37,73
SWEDEN	137.968	188.948	36,95	649.097	1.654.436	154,88
FINLAND	62.649	845	-98,65	350.409	61.867	-82,34
IRELAND	15.690	16.354	4,23	138.789	114.038	-17,83
ITALY	337.552	346.496	2,65	2.242.095	3.253.052	45,09

TABEL 5. PERKEMBANGAN EKSPOR INDONESIA MENURUT KOMODITI DAN NEGARA TUJUAN

JENIS BARANG	BERAT BERSIH (KG)		PERUB	NILAI FOB (US \$)		PERUB
	JAN-JUN 2007	JAN-JUN 2008	%	JAN-JUN 2007	JAN-JUN 2008	%
(1)	(2)	(3)	(4)	(5)	(6)	(7)
SPAIN	94.855	138.054	45,54	810.223	1.361.480	68,04
PORTUGAL	0	17.335	--	0	244.739	--
ICELAND	2.376	3.368	41,75	25.746	48.503	88,39
GREECE	34.144	77.113	125,85	197.803	717.691	262,83
HUNGARY	34.067	36.055	5,84	194.006	235.559	21,42
POLAND	23.329	101.520	335,17	182.470	841.056	360,93
ROMANIA	0	8.873	--	0	90.964	--
YUGOSLAVIA	0	6.129	--	0	35.102	--
BELARUS	15.291	8.837	-42,21	41.544	41.123	-1,01
KAZAKHSTAN	2.870	2.434	-15,19	28.712	26.590	-7,39
UKRAINE	14.803	36.205	144,58	145.429	355.271	144,29
UZBEKISTAN	0	173	--	0	3.319	--
LITHUANIA	3.445	0	-100,00	41.532	0	-100,00
LATVIA	1.040	1.856	78,46	10.705	23.554	120,03
ESTONIA	0	2.593	--	0	26.284	--
CROATIA	42.360	17.467	-58,77	102.048	45.774	-55,14
SLOVAKIA	1.120	3.926	250,54	12.928	69.371	436,59
SLOVENIA	8.457	4.088	-51,66	20.504	11.325	-44,77
CZECH REPUBLIC	270.036	225.425	-16,52	1.909.722	1.767.088	-7,47
RUSSIA FEDERATION	270.285	175.999	-34,88	2.299.716	1.746.779	-24,04
-PENA DAN PENSIL	6.428.843	5.381.166	-16,30	41.557.166	37.990.387	-8,58
JAPAN	255.881	157.549	-38,43	2.735.840	1.732.474	-36,67
HONG KONG	24.081	32.517	35,03	245.473	329.247	34,13
KOREA, REPUBLIC OF	18.531	25.078	35,33	187.046	272.922	45,91
TAIWAN	20.733	20.166	-2,73	199.963	174.552	-12,71
CHINA	44.055	23.959	-45,62	429.191	277.242	-35,40
PAPUA NEW GUINEA	0	16	--	0	132	--
THAILAND	67.832	132.659	95,57	617.708	1.298.103	110,15
SINGAPORE	87.092	59.544	-31,63	676.900	522.982	-22,74
PHILIPPINES	102.259	108.078	5,69	578.828	661.873	14,35
MALAYSIA	146.422	130.367	-10,96	1.391.416	1.260.214	-9,43
MYANMAR (FORM. BURMA)	0	12.399	--	0	33.360	--
CAMBODIA	0	95	--	0	606	--
BRUNEI DARUSSALAM	0	235	--	0	374	--
NEPAL	0	22	--	0	151	--
VIET NAM	1.995	2.622	31,43	20.303	32.946	62,27
MALDIVES	455	3.596	690,33	1.312	7.220	450,30
INDIA	7.612	4.037	-46,97	62.853	51.553	-17,98
PAKISTAN	21.529	225	-98,95	133.145	3.828	-97,12
BANGLADESH	20.337	42.676	109,84	200.336	393.651	96,50
SRI LANKA	117	1	-99,15	425	7	-98,35
IRAN (ISLAMIC REPUBLIC OF)	76.041	136.844	79,96	499.519	895.421	79,26
SAUDI ARABIA	225.079	242.423	7,71	2.014.101	2.168.515	7,67
KUWAIT	9.318	19.948	114,08	93.436	213.745	128,76
JORDAN	717	409	-42,96	7.031	2.277	-67,61
LEBANON	24.200	18.126	-25,10	179.066	139.067	-22,34
YEMEN	14.949	1	-99,99	12.512	4	-99,97
OMAN	8.323	11.522	38,44	91.041	114.140	25,37
SYRIA ARAB REPUBLIC	18.425	19.384	5,20	121.197	134.248	10,77
TURKEY	54.003	113.322	109,84	273.485	697.125	154,90
UNITED ARAB EMIRATES	79.779	55.358	-30,61	708.989	496.952	-29,91
QATAR	12.411	18.430	48,50	137.967	197.871	43,42
BAHRAIN	5.015	9.068	80,82	54.680	100.157	83,17
EGYPT	113.903	124.144	8,99	848.504	912.739	7,57
MOROCCO	10.746	8.125	-24,39	96.584	73.190	-24,22
ALGERIA	0	288	--	0	1.340	--
COTE D'IVOIRE	0	58.642	--	0	34.023	--
GAMBIA	139	0	-100,00	261	0	-100,00
SOUTH AFRICA	37.479	77.484	106,74	99.232	303.763	206,11
AUSTRALIA	80.543	192.218	138,65	548.447	1.029.039	87,63
NEW ZEALAND	10.950	11.011	0,56	105.566	105.266	-0,28
COOK ISLANDS	0	1.266	--	0	1.979	--
FIJI	127	458	260,63	432	4.024	831,48
EAST TIMOR	2	11.886	594.200,00	7	9.180	131.042,86
UNITED STATES	3.359.660	2.137.875	-36,37	17.316.370	13.189.188	-23,83
CANADA	15.834	19.122	20,77	289.718	290.496	0,27
MEXICO	365.803	344.835	-5,73	2.421.123	2.492.257	2,94
CHILE	0	1.549	--	0	23.924	--
ARGENTINA	2.231	3.255	45,90	25.995	35.486	36,51
COLOMBIA	95.937	86.097	-10,26	584.511	538.929	-7,80
ECUADOR	13.120	12.691	-3,27	84.663	98.498	16,34
JAMAICA	588	0	-100,00	6.137	0	-100,00
PUERTO RICO	8.024	0	-100,00	56.391	0	-100,00
FRENCH POLYNESIA	0	73	--	0	280	--
UNITED KINGDOM	161.936	116.501	-28,06	1.574.845	1.018.044	-35,36
NETHERLANDS	320.177	285.725	-10,76	1.819.774	1.703.040	-6,41
FRANCE	44.085	56.467	28,09	261.599	401.423	53,45

TABEL 5. PERKEMBANGAN EKSPOR INDONESIA MENURUT KOMODITI DAN NEGARA TUJUAN

JENIS BARANG	BERAT BERSIH (KG)		PERUB	NILAI FOB (US \$)		PERUB
	JAN-JUN 2007	JAN-JUN 2008	%	JAN-JUN 2007	JAN-JUN 2008	%
(1)	(2)	(3)	(4)	(5)	(6)	(7)
GERMANY, FED. REP. OF	237.102	241.592	1,89	1.847.052	1.749.796	-5,27
BELGIUM	1.387	807	-41,82	11.420	6.417	-43,81
SWITZERLAND	0	64	--	0	341	--
DENMARK	7.098	1.195	-83,16	56.979	8.701	-84,73
NORWAY	9.960	4.416	-55,66	107.169	44.678	-58,31
SWEDEN	47.673	68.297	43,26	481.807	614.361	27,51
FINLAND	1.513	943	-37,67	19.212	11.703	-39,08
IRELAND	21.571	22.691	5,19	236.945	238.759	0,77
ITALY	43.694	30.820	-29,46	448.052	366.057	-18,30
SPAIN	44.576	42.871	-3,82	300.425	292.596	-2,61
PORTUGAL	1.220	0	-100,00	4.097	0	-100,00
DEMOCRATIC REPUBLIC OF THE C	117	0	-100,00	1.040	0	-100,00
HUNGARY	665	0	-100,00	11.237	0	-100,00
POLAND	0	22	--	0	79	--
KAZAKHSTAN	0	173	--	0	804	--
LATVIA	163	0	-100,00	2.879	0	-100,00
MALTA	814	858	5,41	8.240	11.423	38,63
CZECH REPUBLIC	22.809	16.029	-29,73	206.672	165.605	-19,87
RUSSIA FEDERATION	6	0	-100,00	18	0	-100,00
-BATU SEMI PERMATA	45.282	22.340	-50,66	712.146	188.617	-73,51
JAPAN	3.921	178	-95,46	144.312	31.883	-77,91
HONG KONG	1.920	15	-99,22	344.072	96.000	-72,10
TAIWAN	157	20.000	12.638,85	282	10.000	3.446,10
THAILAND	4	0	-100,00	16	0	-100,00
SINGAPORE	0	136	--	0	2.064	--
MALAYSIA	0	330	--	0	43.249	--
UNITED ARAB EMIRATES	20	0	-100,00	422	0	-100,00
NIGERIA	3	0	-100,00	337	0	-100,00
SOUTH AFRICA	0	127	--	0	353	--
MAURITIUS	30	0	-100,00	14	0	-100,00
AUSTRALIA	14	0	-100,00	2.735	0	-100,00
UNITED STATES	36.279	0	-100,00	202.604	0	-100,00
CANADA	2	0	-100,00	45	0	-100,00
MEXICO	407	0	-100,00	1.150	0	-100,00
COSTA RICA	43	0	-100,00	37	0	-100,00
SAINT KITTS AND NEVIS	29	237	717,24	404	354	-12,38
UNITED KINGDOM	393	0	-100,00	7.964	0	-100,00
NETHERLANDS	31	0	-100,00	229	0	-100,00
FRANCE	28	64	128,57	229	135	-41,05
GERMANY, FED. REP. OF	683	0	-100,00	854	0	-100,00
AUSTRIA	174	0	-100,00	942	0	-100,00
BELGIUM	2	0	-100,00	155	0	-100,00
SWITZERLAND	1	0	-100,00	1	0	-100,00
NORWAY	2	0	-100,00	78	0	-100,00
SPAIN	542	189	-65,13	2.306	1.366	-40,76
GREECE	406	417	2,71	1.978	2.415	22,09
HUNGARY	0	647	--	0	798	--
POLAND	191	0	-100,00	980	0	-100,00
-KOPER, TAS, DOMPET PLASTIK/TE	4.408.543	3.711.332	-15,81	24.416.569	26.340.456	7,88
JAPAN	392.998	529.548	34,75	2.508.822	3.377.705	34,63
HONG KONG	66.307	88.603	33,63	785.891	709.891	-9,67
KOREA, REPUBLIC OF	48.881	16.549	-66,14	116.206	104.409	-10,15
TAIWAN	24.616	5.426	-77,96	56.951	19.322	-66,07
CHINA	44.195	142.374	222,15	405.675	958.404	136,25
MACAU	1	0	-100,00	1	0	-100,00
PAPUA NEW GUINEA	1.449	769	-46,93	9.825	3.021	-69,25
THAILAND	39.788	37.062	-6,85	78.162	118.403	51,48
SINGAPORE	69.123	72.722	5,21	979.618	872.322	-10,95
PHILIPPINES	8.239	27.886	238,46	56.140	356.797	535,55
MALAYSIA	96.628	50.623	-47,61	206.269	272.346	32,03
BRUNEI DARUSSALAM	458	1.523	232,53	2.023	3.306	63,42
VIET NAM	193	422	118,65	141	913	547,52
MALDIVES	7.318	3.101	-57,63	34.364	14.277	-58,45
INDIA	38.628	41.982	8,68	169.871	212.619	25,16
PAKISTAN	0	6.957	--	0	35.597	--
BANGLADESH	53.197	33.101	-37,78	146.775	88.848	-39,47
SRI LANKA	2.485	7.761	212,31	6.374	12.492	95,98
IRAN (ISLAMIC REPUBLIC OF)	0	1.385	--	0	640	--
SAUDI ARABIA	33.547	27.561	-17,84	174.355	130.178	-25,34
ISRAEL	0	6	--	0	113	--
KUWAIT	279	860	208,24	60.381	16.953	-71,92
JORDAN	0	1.060	--	0	9.185	--
LEBANON	1.690	796	-52,90	6.240	5.245	-15,95
SYRIA ARAB REPUBLIC	0	17	--	0	96	--
TURKEY	0	96	--	0	1.412	--
UNITED ARAB EMIRATES	206.033	268.124	30,14	989.593	1.208.004	22,07

TABEL 5. PERKEMBANGAN EKSPOR INDONESIA MENURUT KOMODITI DAN NEGARA TUJUAN

JENIS BARANG	BERAT BERSIH (KG)		PERUB	NILAI FOB (US \$)		PERUB
	JAN-JUN 2007	JAN-JUN 2008	%	JAN-JUN 2007	JAN-JUN 2008	%
	(1)	(2)	(3)	(4)	(5)	(6)
QATAR	818	799	-2,32	6.035	47	-99,22
BAHRAIN	0	593	--	0	3.692	--
CYPRUS	6	0	-100,00	32	0	-100,00
EGYPT	15.704	0	-100,00	43.207	0	-100,00
MOROCCO	0	1.204	--	0	21.718	--
TUNISIA	36	0	-100,00	222	0	-100,00
NAMIBIA	0	32	--	0	292	--
TANZANIA, UNITED REPUBLIC OF	556	31	-94,42	2.461	265	-89,23
MADAGASCAR	9	493	5.377,78	6	1.156	19.166,67
KENYA	801	154	-80,77	2.105	1.106	-47,46
REUNION	2.123	3.002	41,40	3.754	5.671	51,07
MOZAMBIQUE	964	73	-92,43	4.161	485	-88,34
GUINEA	0	15	--	0	157	--
CAMEROON	0	30	--	0	286	--
GABON	0	14	--	0	12	--
COTE D'IVOIRE	187	0	-100,00	262	0	-100,00
U.S. VIRGIN ISLANDS	25	0	-100,00	34	0	-100,00
SEYCHELLES	52	136	161,54	577	3.722	545,06
SOUTH AFRICA	27.158	19.404	-28,55	62.482	50.153	-19,73
MAURITIUS	448	1.227	173,88	536	8.312	1.450,75
VIRGIN ISLANDS (BRITISH)	481	13	-97,30	2.354	84	-96,43
AUSTRALIA	48.582	45.614	-6,11	297.966	275.138	-7,66
NEW ZEALAND	9.580	5.469	-42,91	29.050	29.924	3,01
GUAM	175	138	-21,14	3.917	1.081	-72,40
PALAU	37	12	-67,57	145	75	-48,28
NEW CALEDONIA	2.535	3.313	30,69	12.386	21.396	72,74
SAINT VINCENT AND THE GRENADII	412	0	-100,00	800	0	-100,00
VANUATU	5.465	183	-96,65	7.558	196	-97,41
WALLIS AND FUTUNA ISLANDS	0	3.952	--	0	5.263	--
COOK ISLANDS	1.162	2.165	86,32	4.607	27.992	507,60
FIJI	4.624	1.715	-62,91	9.529	10.387	9,00
TONGA	683	0	-100,00	842	0	-100,00
EAST TIMOR	0	447	--	0	232	--
UNITED STATES	997.108	638.361	-35,98	6.727.113	6.153.327	-8,53
CANADA	50.574	51.057	0,96	175.019	191.284	9,29
MEXICO	32.172	24.192	-24,80	216.308	107.515	-50,30
GUATEMALA	49	0	-100,00	680	0	-100,00
NICARAGUA	320	0	-100,00	240	0	-100,00
PANAMA	35.977	24.422	-32,12	71.308	47.960	-32,74
CHILE	8.198	2.538	-69,04	13.691	5.358	-60,86
ARGENTINA	16.710	6.877	-58,85	32.536	13.502	-58,50
BRAZIL	37.440	34.481	-7,90	74.341	71.505	-3,81
COLOMBIA	3	42	1.300,00	50	162	224,00
BOLIVIA	0	9	--	0	100	--
URUGUAY	5.146	2.154	-58,14	10.048	5.289	-47,36
PARAGUAY	7	8	14,29	25	29	16,00
ECUADOR	4.233	5.017	18,52	8.180	10.025	22,56
PERU	1.729	0	-100,00	5.336	0	-100,00
TRINIDAD AND TOBAGO	0	18	--	0	47	--
BAHAMAS	1.617	22	-98,64	2.186	246	-88,75
JAMAICA	310	966	211,61	728	2.306	216,76
PUERTO RICO	634	4.417	596,69	3.760	17.220	357,98
BELIZE	16	0	-100,00	22	0	-100,00
DOMINICAN REPUBLIC	214	181	-15,42	450	200	-55,56
COSTA RICA	2.042	2.596	27,13	5.339	3.663	-31,39
BARBADOS	1.988	671	-66,25	2.607	929	-64,37
ARUBA	66	0	-100,00	116	0	-100,00
BERMUDA	248	418	68,55	2.568	1.999	-22,16
CAYMAN ISLANDS	6	0	-100,00	373	0	-100,00
DOMINICA	0	386	--	0	1.386	--
FRENCH POLYNESIA	5.748	4.554	-20,77	13.813	16.302	18,02
GRENADA	0	112	--	0	547	--
MARTINIQUE	181	1.856	925,41	1.206	4.314	257,71
NETHERLANDS ANTILLES	79	183	131,65	2.778	3.997	43,88
TURKS AND CAICOS ISLANDS	0	855	--	0	1.490	--
GUADELOUPE	283	23	-91,87	2.048	39	-98,10
SAINT KITTS AND NEVIS	12	0	-100,00	177	0	-100,00
UNITED KINGDOM	261.660	177.245	-32,26	760.762	935.460	22,96
NETHERLANDS	126.424	209.503	65,71	2.430.100	3.925.823	61,55
FRANCE	66.357	45.781	-31,01	247.661	174.569	-29,51
GERMANY, FED. REP. OF	177.821	233.108	31,09	956.570	1.248.733	30,54
AUSTRIA	4.570	65	-98,58	37.253	901	-97,58
BELGIUM	766.170	232.656	-69,63	2.018.989	802.645	-60,25
SWITZERLAND	9.616	119.183	1.139,42	48.503	727.204	1.399,30
DENMARK	28.353	1.016	-96,42	28.651	3.180	-88,90
NORWAY	2.602	1.985	-23,71	45.697	28.933	-36,69
SWEDEN	13.275	3.545	-73,30	78.100	36.968	-52,67
FINLAND	1.217	6.815	459,98	3.689	23.972	549,82

TABEL 5. PERKEMBANGAN EKSPOR INDONESIA MENURUT KOMODITI DAN NEGARA TUJUAN

JENIS BARANG	BERAT BERSIH (KG)		PERUB	NILAI FOB (US \$)		PERUB
	JAN-JUN 2007	JAN-JUN 2008	%	JAN-JUN 2007	JAN-JUN 2008	%
	(1)	(2)	(3)	(4)	(5)	(6)
IRELAND	8.367	2.516	-69,93	18.839	4.891	-74,04
ITALY	311.881	261.519	-16,15	2.217.498	1.959.936	-11,61
SPAIN	146.518	116.589	-20,43	764.942	584.438	-23,60
PORTUGAL	1.422	1.295	-8,93	6.077	5.188	-14,63
GREECE	14.814	13.238	-10,64	59.919	65.174	8,77
DEMOCRATIC REPUBLIC OF THE C	952	0	-100,00	8.420	0	-100,00
HUNGARY	165	80	-51,52	2.159	55	-97,45
POLAND	31	4.735	15.174,19	595	42.303	7.009,75
BULGARIA	0	1.592	--	0	12.180	--
YUGOSLAVIA	2.158	2.263	4,87	4.330	103	-97,62
UKRAINE	46	1	-97,83	233	5	-97,85
LATVIA	0	9.875	--	0	52.251	--
ESTONIA	0	266	--	0	398	--
CROATIA	279	1.299	365,59	1.518	5.013	230,24
SLOVAKIA	1.381	0	-100,00	8.484	0	-100,00
SLOVENIA	500	0	-100,00	2.598	0	-100,00
CZECH REPUBLIC	1	134	13.300,00	8	140	1.650,00
RUSSIA FEDERATION	177	2.070	1.069,49	3.223	37.912	1.076,30
-BARANG DARI LOGAM MULIA	160.211	152.748	-4,66	65.292.953	80.987.375	24,04
JAPAN	3.262	3.468	6,32	416.584	375.772	-9,80
HONG KONG	6.467	6.466	-0,02	1.264.173	8.500.882	572,45
KOREA, REPUBLIC OF	399	513	28,57	55.412	160.123	188,97
TAIWAN	9	42	366,67	14.047	9.980	-28,95
CHINA	4	54	1.250,00	287	5.499	1.816,03
MACAU	0	5	--	0	129	--
PAPUA NEW GUINEA	0	492	--	0	727	--
THAILAND	3.031	1.788	-41,01	1.154.721	1.662.152	43,94
SINGAPORE	92.013	79.604	-13,49	11.106.648	11.486.620	3,42
PHILIPPINES	0	1	--	0	9.961	--
MALAYSIA	434	235	-45,85	4.516	8.668	91,94
BRUNEI DARUSSALAM	780	0	-100,00	1.304	0	-100,00
VIET NAM	2	0	-100,00	18	0	-100,00
MALDIVES	583	83	-85,76	9.632	1.807	-81,24
INDIA	384	0	-100,00	4.093	0	-100,00
SRI LANKA	0	10	--	0	2.088	--
IRAN (ISLAMIC REPUBLIC OF)	647	0	-100,00	1.206	0	-100,00
JORDAN	0	100	--	0	11.900	--
TURKEY	1.691	1.502	-11,18	729.353	581.628	-20,25
UNITED ARAB EMIRATES	1.405	1.104	-21,42	19.709.460	23.394.926	18,70
BAHRAIN	0	13	--	0	9.380	--
CYPRUS	0	217	--	0	5.343	--
EGYPT	5	0	-100,00	3.643	0	-100,00
MADAGASCAR	65	0	-100,00	61	0	-100,00
REUNION	131	61	-53,44	762	419	-45,01
SEYCHELLES	8	433	5.312,50	1.700	2.013	18,41
SWAZILAND	0	1	--	0	1.077	--
SOUTH AFRICA	9	0	-100,00	18	0	-100,00
AUSTRALIA	3.270	2.908	-11,07	301.448	239.478	-20,56
NEW ZEALAND	496	52	-89,52	22.264	21.651	-2,75
NEW CALEDONIA	103	83	-19,42	69	3.614	5.137,68
SAINT VINCENT AND THE GRENADII	0	4	--	0	15	--
MARSHALL ISLANDS	11	0	-100,00	473	0	-100,00
UNITED STATES	18.326	22.896	24,94	26.549.288	22.335.091	-15,87
CANADA	3.243	1.255	-61,30	192.604	269.694	40,03
MEXICO	9	32	255,56	205	1.161	466,34
ARGENTINA	40	0	-100,00	60	0	-100,00
BRAZIL	169	46	-72,78	8.807	5.354	-39,21
PUERTO RICO	22	109	395,45	15.032	48.262	221,06
COSTA RICA	4	23	475,00	30	300	900,00
BERMUDA	2	0	-100,00	14	0	-100,00
CAYMAN ISLANDS	36	27	-25,00	1.939	1.732	-10,68
NETHERLANDS ANTILLES	72	54	-25,00	2.065	5.951	188,18
SAINT KITTS AND NEVIS	14	0	-100,00	204	0	-100,00
UNITED KINGDOM	2.513	2.595	3,26	597.202	452.497	-24,23
NETHERLANDS	10.229	10.286	0,56	580.491	677.979	16,79
FRANCE	1.621	803	-50,46	10.981	258.302	2.252,26
GERMANY, FED. REP. OF	1.855	5.881	217,04	1.182.549	2.758.117	133,23
AUSTRIA	34	4	-88,24	5.729	5.908	3,12
BELGIUM	140	131	-6,43	7.165	16.585	131,47
SWITZERLAND	225	250	11,11	167.810	361.380	115,35
DENMARK	64	145	126,56	165.660	380.465	129,67
NORWAY	409	409	0,00	100.424	99.773	-0,65
SWEDEN	8	0	-100,00	1.866	0	-100,00
IRELAND	13	0	-100,00	9.873	0	-100,00
ITALY	3.638	6.611	81,72	626.446	6.568.643	948,56
SPAIN	1.677	1.459	-13,00	189.538	179.936	-5,07
PORTUGAL	224	2	-99,11	1.960	2.069	5,56

TABEL 5. PERKEMBANGAN EKSPOR INDONESIA MENURUT KOMODITI DAN NEGARA TUJUAN

JENIS BARANG	BERAT BERSIH (KG)		PERUB	NILAI FOB (US \$)		PERUB
	JAN-JUN 2007	JAN-JUN 2008	%	JAN-JUN 2007	JAN-JUN 2008	%
(1)	(2)	(3)	(4)	(5)	(6)	(7)
ICELAND	22	24	9,09	23.439	39.170	67,11
GREECE	118	402	240,68	5.988	18.237	204,56
HUNGARY	46	0	-100,00	839	0	-100,00
POLAND	8	10	25,00	12.625	9	-99,93
LATVIA	10	0	-100,00	59	0	-100,00
SLOVAKIA	162	0	-100,00	1.784	0	-100,00
CZECH REPUBLIC	0	55	--	0	4.908	--
RUSSIA FEDERATION	49	0	-100,00	28.385	0	-100,00
-PETI KEMAS	21.337.436	13.640.589	-36,07	23.626.238	16.176.058	-31,53
JAPAN	141.871	121.134	-14,62	170.882	243.854	42,70
HONG KONG	225.000	0	-100,00	244.000	0	-100,00
TAIWAN	0	3.101.400	--	0	4.524.000	--
CHINA	0	16.060	--	0	9.500	--
PAPUA NEW GUINEA	5.842	0	-100,00	25.935	0	-100,00
THAILAND	6.593	48.059	628,94	11.000	39.061	255,10
SINGAPORE	3.515.683	832.352	-76,32	4.153.177	337.062	-91,88
MALAYSIA	31.387	54.392	73,29	50.498	49.301	-2,37
VIET NAM	25.510	22.400	-12,19	31.704	10.136	-68,03
INDIA	0	67.858	--	0	430.000	--
NIGERIA	0	3.500	--	0	2.000	--
MAURITANIA	0	48.000	--	0	377.903	--
AUSTRALIA	14.552	18.714	28,60	4.686	185.828	3.865,60
NEW ZEALAND	0	3.490	--	0	50.000	--
UNITED STATES	9.297.344	6.478.500	-30,32	10.921.880	6.804.000	-37,70
BARBADOS	2.647.000	0	-100,00	2.195.700	0	-100,00
BERMUDA	2.806.000	2.200.000	-21,60	2.560.000	2.250.000	-12,11
UNITED KINGDOM	0	157	--	0	937	--
NETHERLANDS	0	125	--	0	11.976	--
GERMANY, FED. REP. OF	2.591.000	600.950	-76,81	3.231.400	833.500	-74,21
ITALY	29.654	0	-100,00	25.376	0	-100,00
PORTUGAL	0	23.498	--	0	17.000	--
-KOMPUTER DAN BAGIANNYA	22.334.342	16.551.737	-25,89	564.981.285	370.430.763	-34,43
JAPAN	1.389.028	1.261.387	-9,19	68.988.541	81.793.549	18,56
HONG KONG	727.202	436.482	-39,98	7.759.729	4.639.499	-40,21
KOREA, REPUBLIC OF	261.567	192.603	-26,37	2.991.751	2.441.572	-18,39
TAIWAN	288.996	190.021	-34,25	4.056.429	2.327.120	-42,63
CHINA	3.246.383	3.817.536	17,59	94.606.000	81.590.751	-13,76
MACAU	99	0	-100,00	2.073	0	-100,00
PAPUA NEW GUINEA	200	0	-100,00	645	0	-100,00
THAILAND	291.235	547.544	88,01	12.598.556	14.837.262	17,77
SINGAPORE	4.706.542	3.352.309	-28,77	148.401.800	89.082.686	-39,97
PHILIPPINES	304.016	270.489	-11,03	3.834.293	4.533.972	18,25
MALAYSIA	1.031.530	710.910	-31,08	24.092.721	7.484.802	-68,93
MYANMAR (FORM. BURMA)	0	384	--	0	8.590	--
CAMBODIA	0	33	--	0	19	--
BRUNEI DARUSSALAM	910	137	-84,95	947	7.652	708,03
NEPAL	4.525	2.804	-38,03	129.539	74.963	-42,13
VIET NAM	54.049	56.379	4,31	767.602	574.621	-25,14
MALDIVES	144	1.951	1.254,86	820	2.785	239,63
INDIA	877.685	500.462	-42,98	13.682.854	6.265.767	-54,21
PAKISTAN	13.214	0	-100,00	225.602	0	-100,00
BANGLADESH	2.409	0	-100,00	52.167	0	-100,00
SRI LANKA	7.721	5.409	-29,94	30.229	14.050	-53,52
IRAN (ISLAMIC REPUBLIC OF)	25.256	830	-96,71	1.111.379	83.188	-92,51
SAUDI ARABIA	7.451	75	-98,99	174.164	7	-100,00
ISRAEL	0	281	--	0	18.802	--
KUWAIT	22	3	-86,36	100	60	-40,00
JORDAN	15.599	0	-100,00	51.789	0	-100,00
YEMEN	17.101	100	-99,42	559.850	21.893	-96,09
OMAN	2	0	-100,00	50	0	-100,00
TURKEY	71.765	1	-100,00	1.879.511	6	-100,00
UNITED ARAB EMIRATES	692.412	536.655	-22,49	10.519.398	5.272.349	-49,88
BAHRAIN	62	0	-100,00	90	0	-100,00
EGYPT	177.441	0	-100,00	4.283.586	0	-100,00
LIBYAN ARAB JAMAHIRIYA	2.362	0	-100,00	62.788	0	-100,00
MOROCCO	40	0	-100,00	550	0	-100,00
ALGERIA	7.746	605	-92,19	211.804	21.887	-89,67
SUDAN	0	8.670	--	0	23.500	--
TANZANIA, UNITED REPUBLIC OF	446	0	-100,00	1.710	0	-100,00
KENYA	1.128	0	-100,00	5.388	0	-100,00
GHANA	47	0	-100,00	40	0	-100,00
CAMEROON	105	0	-100,00	6.000	0	-100,00
NIGERIA	14.941	2.617	-82,48	92.344	16.277	-82,37
BENIN	0	75	--	0	30	--
SEYCHELLES	14	6	-57,14	120	171	42,50
UGANDA	1.284	0	-100,00	6.618	0	-100,00

TABEL 5. PERKEMBANGAN EKSPOR INDONESIA MENURUT KOMODITI DAN NEGARA TUJUAN

JENIS BARANG	BERAT BERSIH (KG)		PERUB	NILAI FOB (US \$)		PERUB
	JAN-JUN 2007	JAN-JUN 2008	%	JAN-JUN 2007	JAN-JUN 2008	%
	(1)	(2)	(3)	(4)	(5)	(6)
SOUTH AFRICA	39.152	44.800	14,43	1.076.808	56.975	-94,71
MALAWI	100	0	-100,00	500	0	-100,00
AUSTRALIA	145.847	81.994	-43,78	3.440.035	2.396.879	-30,32
NEW ZEALAND	9	283	3.044,44	235	13.198	5.516,17
FIJI	0	35	--	0	7.728	--
EAST TIMOR	23.133	24.199	4,61	467.582	108.806	-76,73
UNITED STATES	2.174.837	1.364.979	-37,24	43.465.407	25.607.211	-41,09
CANADA	19.045	861	-95,48	535.306	77.841	-85,46
MEXICO	425.479	118.975	-72,04	9.074.542	1.535.163	-83,08
PANAMA	4.634	227	-95,10	75.306	9.431	-87,48
CUBA	0	740	--	0	66.995	--
CHILE	9.639	33.523	247,79	82.328	387.446	370,61
ARGENTINA	28.917	0	-100,00	246.984	0	-100,00
BRAZIL	1.129.704	399.271	-64,66	17.737.745	2.449.429	-86,19
COLOMBIA	64.651	61.948	-4,18	707.246	764.194	8,05
URUGUAY	1.840	0	-100,00	9.360	0	-100,00
PERU	7.020	42.832	510,14	79.186	517.805	553,91
PUERTO RICO	0	4	--	0	200	--
BELIZE	0	85	--	0	1.260	--
NETHERLANDS ANTILLES	33	0	-100,00	6.780	0	-100,00
UNITED KINGDOM	16.056	15.639	-2,60	801.973	387.253	-51,71
NETHERLANDS	2.318.852	2.017.263	-13,01	56.668.950	26.308.693	-53,57
FRANCE	2.062	599	-70,95	33.593	13.667	-59,32
GERMANY, FED. REP. OF	1.211.010	2.831	-99,77	14.269.123	269.731	-98,11
BELGIUM	9.057	6.952	-23,24	185.594	86.766	-53,25
SWITZERLAND	0	835	--	0	92.240	--
DENMARK	1	0	-100,00	156	0	-100,00
NORWAY	340	0	-100,00	6.500	0	-100,00
SWEDEN	0	38.049	--	0	57.098	--
FINLAND	18.799	368.021	1.857,66	272.118	5.286.233	1.842,63
IRELAND	138.405	24.888	-82,02	7.679.603	2.506.244	-67,36
ITALY	2.185	457	-79,08	73.554	14.002	-80,96
SPAIN	339	219	-35,40	12.108	38.247	215,88
PORTUGAL	648	0	-100,00	18.177	0	-100,00
HUNGARY	76.405	3.161	-95,86	2.648.758	92.646	-96,50
POLAND	9.267	300	-96,76	169.191	41.282	-75,60
ROMANIA	9.461	0	-100,00	259.604	0	-100,00
UKRAINE	1.332	0	-100,00	24.372	0	-100,00
SLOVAKIA	87.392	290	-99,67	1.500.000	7.298	-99,51
CZECH REPUBLIC	113.438	53	-99,95	2.127.596	951	-99,96
RUSSIA FEDERATION	2.574	666	-74,13	35.388	90.021	154,38
-KENDARAAN BERMOTOR RODA 2	1.820.526	4.087.248	124,51	13.772.350	34.404.860	149,81
JAPAN	101.341	59.689	-41,10	1.271.468	564.649	-55,59
HONG KONG	85	0	-100,00	835	0	-100,00
KOREA, REPUBLIC OF	2.329	389	-83,30	25.244	5.500	-78,21
TAIWAN	456	1.000	119,30	2.500	120	-95,20
CHINA	5.760	0	-100,00	11.990	0	-100,00
PAPUA NEW GUINEA	0	444	--	0	425	--
THAILAND	4.123	7.359	78,49	51.847	84.589	63,15
SINGAPORE	0	10.164	--	0	127.736	--
PHILIPPINES	832.180	3.244.871	289,92	6.752.208	26.572.535	293,54
MALAYSIA	54.192	51.883	-4,26	110.534	1.333.183	1.106,13
BRUNEI DARUSSALAM	1.307	0	-100,00	13.644	0	-100,00
VIET NAM	7.200	840	-88,33	65.172	6.566	-89,93
MALDIVES	11.520	2.877	-75,03	98.544	25.260	-74,37
INDIA	3.035	14.705	384,51	14.521	117.066	706,18
PAKISTAN	0	5.640	--	0	41.797	--
TANZANIA, UNITED REPUBLIC OF	0	1.429	--	0	674	--
REUNION	0	199	--	0	1.669	--
ANGOLA	36.000	0	-100,00	230.100	0	-100,00
BURKINA FASO	0	17.280	--	0	122.400	--
GAMBIA	1.344	0	-100,00	944	0	-100,00
DJIBOUTI	7.200	0	-100,00	46.740	0	-100,00
AUSTRALIA	68.502	10.998	-83,94	641.250	38.908	-93,93
NEW ZEALAND	887	9.341	953,10	1.094	78.105	7.039,40
COOK ISLANDS	0	640	--	0	1.000	--
EAST TIMOR	0	100.136	--	0	1.243.049	--
UNITED STATES	2.471	3.539	43,22	10.643	25.994	144,24
CANADA	7.849	4.372	-44,30	30.707	9.212	-70,00
MEXICO	53.811	9.760	-81,86	464.386	101.422	-78,16
GUATEMALA	2.880	0	-100,00	19.200	0	-100,00
HONDURAS	0	130	--	0	1.463	--
CHILE	20.160	0	-100,00	168.264	0	-100,00
ARGENTINA	100	0	-100,00	650	0	-100,00
BRAZIL	4.434	330	-92,56	26.046	2.814	-89,20
COLOMBIA	464.243	208.982	-54,98	2.907.545	1.185.292	-59,23
BOLIVIA	0	23.562	--	0	264.600	--

TABEL 5. PERKEMBANGAN EKSPOR INDONESIA MENURUT KOMODITI DAN NEGARA TUJUAN

JENIS BARANG	BERAT BERSIH (KG)		PERUB	NILAI FOB (US \$)		PERUB
	JAN-JUN 2007	JAN-JUN 2008	%	JAN-JUN 2007	JAN-JUN 2008	%
	(1)	(2)	(3)	(4)	(5)	(6)
DOMINICAN REPUBLIC	62.900	0	-100,00	398.498	0	-100,00
BERMUDA	9.120	6.240	-31,58	75.024	61.272	-18,33
UNITED KINGDOM	7.271	7.012	-3,56	10.756	38.130	254,50
NETHERLANDS	4.006	9.550	138,39	10.134	29.282	188,95
FRANCE	1.875	5.039	168,75	5.014	17.604	251,10
GERMANY, FED. REP. OF	640	12.164	1.800,63	3.682	10.340	180,83
AUSTRIA	0	280	--	0	839	--
BELGIUM	9.398	21.428	128,01	19.526	50.535	158,81
SWITZERLAND	600	120	-80,00	3.926	1.210	-69,18
NORWAY	0	400	--	0	2.000	--
SWEDEN	0	3.438	--	0	16.133	--
FINLAND	4.163	573	-86,24	14.444	6.127	-57,58
ITALY	25.245	198.579	686,61	248.275	2.187.207	780,96
SPAIN	978	4.494	359,51	4.395	8.633	96,43
GREECE	921	4.335	370,68	12.600	6.903	-45,21
CZECH REPUBLIC	0	23.037	--	0	12.617	--
-KENDARAAN BERMOTOR RODA 4	60.703.358	102.016.316	68,06	364.695.781	711.682.741	95,14
JAPAN	375.500	9.030.410	2.304,90	3.259.089	65.876.601	1.921,32
HONG KONG	3.600	5.540	53,89	46.000	78.316	70,25
KOREA, REPUBLIC OF	319	0	-100,00	1.980	0	-100,00
TAIWAN	225.919	1.548.847	585,58	969.094	8.855.683	813,81
CHINA	25.695	0	-100,00	49.956	0	-100,00
PAPUA NEW GUINEA	95.151	9.050	-90,49	37.163	56.452	51,90
THAILAND	4.695.873	7.904.023	68,32	22.735.736	47.180.774	107,52
SINGAPORE	2.370.826	1.665.753	-29,74	4.897.576	4.398.230	-10,20
PHILIPPINES	6.660.456	6.874.849	3,22	33.801.484	42.162.252	24,73
MALAYSIA	8.266.572	13.993.049	69,27	41.978.491	112.051.431	166,93
MYANMAR (FORM. BURMA)	45.000	992.825	2.106,28	221.856	3.395.668	1.430,57
CAMBODIA	0	14.730	--	0	92.958	--
BRUNEI DARUSSALAM	1.159.514	981.504	-15,35	6.787.866	6.372.438	-6,12
NEPAL	8.411	20.325	141,65	40.248	111.189	176,26
VIET NAM	2.356.629	3.961.343	68,09	12.591.794	22.669.203	80,03
MALDIVES	69	0	-100,00	262	0	-100,00
INDIA	75	5	-93,33	788	68	-91,37
PAKISTAN	256.000	350.806	37,03	1.889.780	1.996.218	5,63
BANGLADESH	78.734	109.410	38,96	448.225	655.616	46,27
SRI LANKA	165.309	196.540	18,89	963.928	993.116	3,03
SAUDI ARABIA	8.974.002	21.667.753	141,45	70.381.065	147.938.989	110,20
KUWAIT	597.531	704.471	17,90	4.983.056	5.745.907	15,31
JORDAN	27.099	106.900	294,48	156.822	744.037	374,45
LEBANON	621.819	921.475	48,19	5.538.541	6.120.145	10,50
YEMEN	163.912	292.255	78,30	795.956	1.704.156	114,10
OMAN	2.083.817	3.340.046	60,28	18.431.932	30.385.058	64,85
SYRIA ARAB REPUBLIC	286.517	285.029	-0,52	1.710.428	1.957.665	14,45
UNITED ARAB EMIRATES	5.804.499	6.169.949	6,30	54.907.796	68.339.798	24,46
QATAR	385.026	402.195	4,46	3.271.325	3.501.677	7,04
BAHRAIN	235.033	502.919	113,98	2.172.306	4.449.890	104,85
EGYPT	947.962	1.771.437	86,87	5.329.090	10.560.600	98,17
LIBYAN ARAB JAMAHIRIYA	83.619	43.296	-48,22	515.460	297.189	-42,34
MOROCCO	0	192.229	--	0	1.061.760	--
ALGERIA	3.700	34.015	819,32	23.340	301.401	1.191,35
SUDAN	0	275.047	--	0	3.258.124	--
TANZANIA, UNITED REPUBLIC OF	0	1.113.498	--	0	2.818.622	--
MADAGASCAR	0	49.151	--	0	267.287	--
KENYA	6.000	48.789	713,15	20.020	260.008	1.198,74
MOZAMBIQUE	0	53.925	--	0	260.062	--
GHANA	10.659	42.034	294,35	64.303	182.620	184,00
ANGOLA	35.123	276.892	688,35	195.031	1.596.273	718,47
CONGO	44.957	0	-100,00	256.001	0	-100,00
NIGERIA	33.449	693.613	1.973,64	367.112	3.772.062	927,50
GABON	0	43.885	--	0	374.593	--
SEYCHELLES	6.019	2.680	-55,47	37.131	20.108	-45,85
SOUTH AFRICA	9.128.574	6.245.131	-31,59	43.733.738	30.287.048	-30,75
MAURITIUS	5.516	38.949	606,11	51.000	214.420	320,43
AUSTRALIA	887.224	1.400.307	57,83	3.446.431	18.276.359	430,30
NEW ZEALAND	55.680	111.625	100,48	322.475	712.025	120,80
SAINT VINCENT AND THE GRENADII	3.480	15.289	339,34	18.046	86.534	379,52
VANUATU	11.662	19.171	64,39	59.665	77.985	30,70
AMERICAN SAMOA	3.610	0	-100,00	30.886	0	-100,00
FIJI	16.631	10.842	-34,81	83.446	71.761	-14,00
MARSHALL ISLANDS	1.225	3.455	182,04	7.284	20.167	176,87
SOLOMON ISLANDS	2.845	20.888	634,20	27.831	77.084	176,97
EAST TIMOR	0	169.692	--	0	1.464.680	--
UNITED STATES	13.001	120.591	827,55	36.609	872.485	2.283,25
CANADA	0	2.000	--	0	7.000	--
MEXICO	450.856	2.517.062	458,29	2.406.091	14.118.252	486,77
GUATEMALA	118.598	30.849	-73,99	602.084	198.425	-67,04

TABEL 5. PERKEMBANGAN EKSPOR INDONESIA MENURUT KOMODITI DAN NEGARA TUJUAN

JENIS BARANG	BERAT BERSIH (KG)		PERUB	NILAI FOB (US \$)		PERUB
	JAN-JUN 2007	JAN-JUN 2008	%	JAN-JUN 2007	JAN-JUN 2008	%
	(1)	(2)	(3)	(4)	(5)	(6)
HONDURAS	62.778	31.911	-49,17	338.927	171.681	-49,35
NICARAGUA	59.612	60.866	2,10	304.139	402.564	32,36
PANAMA	246.856	142.409	-42,31	1.305.529	792.241	-39,32
SURINAME	2.938	9.670	229,14	9.000	33.800	275,56
CHILE	1.199.876	1.609.084	34,10	5.737.035	9.149.916	59,49
VENEZUELA	7.707	1.452.927	18.752,04	232.537	12.116.878	5.110,73
PARAGUAY	0	16.380	--	0	146.515	--
PERU	0	58.730	--	0	514.563	--
GUYANA	0	5.195	--	0	32.706	--
TRINIDAD AND TOBAGO	3.480	108.602	3.020,75	16.941	701.588	4.041,36
BAHAMAS	0	7.379	--	0	41.544	--
JAMAICA	14.357	49.378	243,93	84.818	292.929	245,36
PUERTO RICO	201.603	74.565	-63,01	1.101.709	445.711	-59,54
DOMINICAN REPUBLIC	48.050	222.632	363,33	260.378	2.038.946	683,07
COSTA RICA	89.174	149.457	67,60	449.869	786.055	74,73
HAITI	5.929	19.979	236,97	29.595	156.044	427,26
BARBADOS	105.785	91.573	-13,43	598.208	556.770	-6,93
ANTIGUA AND BARBUDA	21.099	0	-100,00	96.549	0	-100,00
ANGUILLA	1.160	0	-100,00	4.919	0	-100,00
ARUBA	7.070	19.975	182,53	35.563	108.732	205,74
BERMUDA	34.459	17.649	-48,78	219.599	107.602	-51,00
DOMINICA	210.007	40.264	-80,83	1.113.462	245.069	-77,99
FRENCH POLYNESIA	34.479	81.549	136,52	160.453	348.257	117,05
GRENADA	21.901	9.214	-57,93	118.216	59.016	-50,08
NETHERLANDS ANTILLES	22.957	9.279	-59,58	122.475	25.785	-78,95
SAINT LUCIA	33.493	53.381	59,38	197.287	329.461	67,00
SAINT KITTS AND NEVIS	4.990	18.777	276,29	29.499	112.558	281,57
UNITED KINGDOM	56.837	19.474	-65,74	93.766	88.900	-5,19
NETHERLANDS	6.576	0	-100,00	6.700	0	-100,00
FRANCE	70.999	3.571	-94,97	50.028	49.802	-0,45
GERMANY, FED. REP. OF	1.507	96.659	6.314,00	34.910	1.743.451	4.894,13
BELGIUM	2.500	115.261	4.510,44	1.553	631.124	40.539,02
SWEDEN	0	20.633	--	0	96.742	--
IRELAND	259.040	0	-100,00	1.220.000	0	-100,00
ITALY	3.440	1.550	-54,94	2.500	7.322	192,88
DEMOCRATIC REPUBLIC OF THE C	23.402	0	-100,00	16.000	0	-100,00
-SUKU CADANG MESIN	55.842.482	64.046.732	14,69	447.258.027	532.023.028	18,95
JAPAN	16.457.757	19.283.298	17,17	32.765.424	42.268.278	29,00
HONG KONG	195.709	33.164	-83,05	1.344.853	1.347.926	0,23
KOREA, REPUBLIC OF	3.257.032	4.445.560	36,49	3.684.401	5.488.751	48,97
TAIWAN	112.263	139.655	24,40	374.822	450.509	20,19
CHINA	1.273.425	1.128.005	-11,42	4.607.522	5.344.267	15,99
MONGOLIA	19.473	13.786	-29,20	69.444	50.447	-27,36
PAPUA NEW GUINEA	5.029	144.487	2.773,08	44.815	722.284	1.511,70
THAILAND	10.986.675	12.850.619	16,97	18.512.105	22.435.994	21,20
SINGAPORE	9.722.986	11.152.103	14,70	304.376.429	358.528.886	17,79
PHILIPPINES	293.902	282.193	-3,98	2.154.437	7.412.446	244,05
MALAYSIA	2.235.261	3.190.070	42,72	17.959.310	21.838.060	21,60
CAMBODIA	0	3.125	--	0	6.722	--
BRUNEI DARUSSALAM	4.766	451	-90,54	46.283	81.334	75,73
LAO PEOPLE'S DEMOCRATIC REPU	87	34.821	39.924,14	2.288	119.048	5.103,15
VIET NAM	167.578	137.644	-17,86	987.102	1.887.801	91,25
INDIA	649.475	1.212.954	86,76	2.707.842	3.047.946	12,56
PAKISTAN	101	0	-100,00	9.801	0	-100,00
BANGLADESH	0	4.200	--	0	537.600	--
SRI LANKA	19	10	-47,37	1.829	3.835	109,68
IRAN (ISLAMIC REPUBLIC OF)	157.357	52.019	-66,94	410.086	380.570	-7,20
SAUDI ARABIA	41.812	234.461	460,75	279.131	749.745	168,60
ISRAEL	0	1	--	0	100	--
KUWAIT	820	0	-100,00	4.427	0	-100,00
JORDAN	5.184	0	-100,00	24.452	0	-100,00
OMAN	76.202	77.525	1,74	305.024	298.562	-2,12
SYRIA ARAB REPUBLIC	21.919	6.058	-72,36	191.155	43.087	-77,46
TURKEY	0	5.151	--	0	46.665	--
UNITED ARAB EMIRATES	65.317	671.768	928,47	684.760	3.693.210	439,34
QATAR	15.004	189	-98,74	342.695	41.718	-87,83
BAHRAIN	120	0	-100,00	412	0	-100,00
EGYPT	590	4.119	598,14	63.256	225.661	256,74
LIBYAN ARAB JAMAHIRIYA	3.274	12.929	294,90	17.892	78.696	339,84
MOROCCO	251	0	-100,00	3.171	0	-100,00
TUNISIA	410	0	-100,00	3.779	0	-100,00
ALGERIA	16.280	256	-98,43	46.888	7.462	-84,09
SUDAN	20.621	61.810	199,74	349.272	296.074	-15,23
MADAGASCAR	1.750	0	-100,00	24.209	0	-100,00
KENYA	49	0	-100,00	49	0	-100,00
ANGOLA	16.971	490	-97,11	325.131	10.223	-96,86
NIGERIA	137.804	11.041	-91,99	1.850.858	175.485	-90,52

TABEL 5. PERKEMBANGAN EKSPOR INDONESIA MENURUT KOMODITI DAN NEGARA TUJUAN

JENIS BARANG	BERAT BERSIH (KG)		PERUB	NILAI FOB (US \$)		PERUB	
	JAN-JUN 2007	JAN-JUN 2008	%	JAN-JUN 2007	JAN-JUN 2008	%	
	(1)	(2)	(3)	(4)	(5)	(6)	(7)
UGANDA		192	0		192	0	-100,00
SWAZILAND		28	0		38.232	0	-100,00
SOUTH AFRICA	34.147	192.406	463,46	109.919	749.815	582,15	
ZAMBIA	7.300	18.000	146,58	551.697	702.247	27,29	
AUSTRALIA	624.708	428.335	-31,43	4.076.598	4.805.240	17,87	
NEW ZEALAND	11.650	20.237	73,71	57.184	140.639	145,94	
MARSHALL ISLANDS	0	35	--	0	2.000	--	
EAST TIMOR	0	2.556	--	0	18.514	--	
UNITED STATES	2.317.124	1.988.557	-14,18	19.903.821	17.082.004	-14,18	
CANADA	147.366	359.794	144,15	314.817	1.017.806	223,30	
MEXICO	6.191	38.714	525,33	2.192.456	940.187	-57,12	
CHILE	37.672	244.986	550,31	133.064	863.211	548,72	
VENEZUELA	9	372	4.033,33	6.511	28.761	341,73	
ARGENTINA	246	6.906	2.707,32	16.235	92.468	469,56	
BRAZIL	1.268.709	1.936.830	52,66	3.574.399	7.020.032	96,40	
COLOMBIA	0	55	--	0	9.969	--	
ECUADOR	0	107	--	0	5.233	--	
PERU	154	347	125,32	13.627	27.410	101,14	
PUERTO RICO	889	3	-99,66	101.098	150	-99,85	
UNITED KINGDOM	4.586.482	2.295.576	-49,95	9.230.740	10.646.123	15,33	
NETHERLANDS	275.958	240.834	-12,73	5.688.812	4.051.183	-28,79	
FRANCE	57.336	72.750	26,88	3.268.846	1.054.890	-67,73	
GERMANY, FED. REP. OF	302.541	409.673	35,41	2.096.872	2.330.427	11,14	
BELGIUM	174.531	552.108	216,34	527.923	2.174.995	311,99	
SWITZERLAND	76	277	264,47	15.850	18.549	17,03	
NORWAY	0	1.942	--	0	153.999	--	
SWEDEN	55	714	1.198,18	11.260	35.637	216,49	
FINLAND	106	11	-89,62	25.350	6.899	-72,79	
IRELAND	24.719	13.933	-43,63	610.142	172.775	-71,68	
ITALY	45	23.156	51.357,78	2.960	194.645	6.475,84	
PORTUGAL	0	3	--	0	217	--	
GREECE	2	37	1.750,00	159	14.012	8.712,58	
HUNGARY	789	0	-100,00	106.035	0	-100,00	
AZERBAIJAN	0	17	--	0	1.834	--	
KAZAKHSTAN	0	64	--	0	2.009	--	
MALTA	21	0	-100,00	73	0	-100,00	
SLOVAKIA	52	0	-100,00	1.568	0	-100,00	
CZECH REPUBLIC	57	275	382,46	4.861	2.542	-47,71	
RUSSIA FEDERATION	54	3.160	5.751,85	1.372	37.214	2.612,39	
-SUKU CADANG KENDARAAN	78.126.496	98.591.618	26,19	548.715.484	674.256.938	22,88	
JAPAN	20.993.155	23.857.387	13,64	130.791.051	138.626.812	5,99	
HONG KONG	29.246	59.445	103,26	330.012	658.017	99,39	
KOREA, REPUBLIC OF	94.113	150.756	60,19	534.074	1.150.568	115,43	
TAIWAN	2.146.314	1.985.206	-7,51	19.575.406	18.493.945	-5,52	
CHINA	2.513.966	2.107.431	-16,17	28.381.435	19.329.550	-31,89	
PAPUA NEW GUINEA	825	17.980	2.079,39	6.347	112.323	1.669,70	
THAILAND	10.118.156	12.747.941	25,99	76.841.649	111.776.111	45,46	
SINGAPORE	10.165.354	13.278.271	30,62	60.068.102	82.999.136	38,18	
PHILIPPINES	3.359.459	6.253.026	86,13	20.438.961	34.647.336	69,52	
MALAYSIA	4.156.469	10.601.638	155,06	27.130.423	61.851.443	127,98	
MYANMAR (FORM. BURMA)	0	1.486	--	0	10.747	--	
CAMBODIA	0	3.210	--	0	21.801	--	
BRUNEI DARUSSALAM	10.642	5.855	-44,98	61.192	44.204	-27,76	
LAO PEOPLE'S DEMOCRATIC REPU	0	579	--	0	3.662	--	
NEPAL	0	184	--	0	1.014	--	
VIET NAM	2.564.620	4.567.559	78,10	15.960.787	30.744.123	92,62	
MALDIVES	1.293	639	-50,58	2.514	820	-67,38	
INDIA	1.157.695	1.245.837	7,61	9.544.067	10.105.958	5,89	
PAKISTAN	862.348	1.255.155	45,55	4.620.443	5.733.944	24,10	
BANGLADESH	87.040	177.598	104,04	157.532	351.793	123,32	
SRI LANKA	72.092	92.410	28,18	254.730	268.271	5,32	
IRAN (ISLAMIC REPUBLIC OF)	267.395	797.101	198,10	747.269	2.335.215	212,50	
SAUDI ARABIA	57.993	101.384	74,82	391.183	754.571	92,89	
ISRAEL	0	9.591	--	0	112.574	--	
KUWAIT	2.590	38.400	1.382,63	24.782	117.938	375,90	
JORDAN	22.648	41.788	84,51	98.347	137.661	39,97	
LEBANON	22.291	9.410	-57,79	122.971	42.067	-65,79	
YEMEN	54.900	19.242	-64,95	160.100	114.340	-28,58	
OMAN	28.811	102.222	254,80	36.556	173.619	374,94	
SYRIA ARAB REPUBLIC	22.559	0	-100,00	48.299	0	-100,00	
TURKEY	291.270	1.088.964	273,87	1.300.463	11.688.587	798,80	
UNITED ARAB EMIRATES	529.314	783.049	47,94	905.917	1.559.090	72,10	
QATAR	17.737	2.395	-86,50	41.863	20.564	-50,88	
BAHRAIN	1.123	1.056	-5,97	12.403	16.381	32,07	
CYPRUS	3.307	12.901	290,11	44.123	133.085	201,62	
EGYPT	355.647	383.775	7,91	1.476.061	1.581.443	7,14	
LIBYAN ARAB JAMAHIRIYA	304	24	-92,11	4.891	695	-85,79	

TABEL 5. PERKEMBANGAN EKSPOR INDONESIA MENURUT KOMODITI DAN NEGARA TUJUAN

JENIS BARANG	BERAT BERSIH (KG)		PERUB	NILAI FOB (US \$)		PERUB
	JAN-JUN 2007	JAN-JUN 2008	%	JAN-JUN 2007	JAN-JUN 2008	%
	(1)	(2)	(3)	(4)	(5)	(6)
MOROCCO	0	17.375	--	0	48.444	--
TUNISIA	58.660	56.264	-4,08	115.043	120.953	5,14
NAMIBIA	1	0	-100,00	2	0	-100,00
KENYA	5.050	3.427	-32,14	12.096	39.057	222,89
GHANA	299	4.053	1.255,52	4.589	26.947	487,21
GUINEA	5	0	-100,00	68	0	-100,00
ANGOLA	75	3.285	4.280,00	557	44.428	7.876,30
CAMEROON	131	289	120,61	1.033	2.627	154,31
NIGERIA	26.158	7	-99,97	4.289	98	-97,72
SENEGAL	1	0	-100,00	2	0	-100,00
MAURITANIA	18.244	19.649	7,70	40.620	40.300	-0,79
BENIN	566	0	-100,00	500	0	-100,00
GAMBIA	525	0	-100,00	1.000	0	-100,00
U.S. VIRGIN ISLANDS	0	23	--	0	769	--
DJIBOUTI	4.800	0	-100,00	13.186	0	-100,00
SOUTH AFRICA	795.359	1.551.364	95,05	8.401.644	14.292.398	70,11
MAURITIUS	0	12	--	0	30	--
RWANDA	0	1.787	--	0	12.500	--
VIRGIN ISLANDS (BRITISH)	350	0	-100,00	3.846	0	-100,00
AUSTRALIA	440.161	444.344	0,95	3.358.459	4.266.972	27,05
NEW ZEALAND	35.280	6.206	-82,41	200.345	78.405	-60,87
SAINT VINCENT AND THE GRENADII	0	8	--	0	211	--
VANUATU	1	0	-100,00	17	0	-100,00
FIJI	4.893	1.968	-59,78	17.700	12.363	-30,15
SOLOMON ISLANDS	16	0	-100,00	332	0	-100,00
EAST TIMOR	2.021	118.832	5.779,86	21.958	108.866	395,79
UNITED STATES	6.907.175	4.118.081	-40,38	64.870.920	33.229.194	-48,78
CANADA	120.124	69.348	-42,27	505.066	527.750	4,49
MEXICO	15.649	151.839	870,28	28.768	2.261.964	7.762,78
GUATEMALA	1.287	1.641	27,51	10.678	13.986	30,98
HONDURAS	20.879	61.072	192,50	58.596	206.529	252,46
NICARAGUA	1.548	1.148	-25,84	15.253	9.255	-39,32
PANAMA	18.989	288	-98,48	118.325	4.346	-96,33
SURINAME	161	0	-100,00	502	0	-100,00
CHILE	8.785	36.473	315,17	77.587	119.363	53,84
VENEZUELA	22.365	11.520	-48,49	163.701	163.125	-0,35
ARGENTINA	593.615	483.198	-18,60	3.596.530	3.420.669	-4,89
BRAZIL	1.358.150	1.931.066	42,18	15.903.382	24.338.853	53,04
COLOMBIA	49.893	51.473	3,17	82.268	107.184	30,29
PERU	53.283	79.748	49,67	96.818	128.873	33,11
TRINIDAD AND TOBAGO	330	2.821	754,85	4.675	22.841	388,58
BAHAMAS	45	287	537,78	365	4.229	1.058,63
JAMAICA	311	364	17,04	4.243	4.285	0,99
PUERTO RICO	15.811	28.343	79,26	161.532	188.188	16,50
BELIZE	0	3	--	0	36	--
DOMINICAN REPUBLIC	9.683	17.160	77,22	53.070	66.643	25,58
EL SALVADOR	9.540	1.070	-88,78	42.702	6.605	-84,53
COSTA RICA	8.271	127	-98,46	74.419	969	-98,70
HAITI	76	40	-47,37	1.939	510	-73,70
BARBADOS	713	2.877	303,51	11.582	21.851	88,66
ANTIGUA AND BARBUDA	0	43	--	0	934	--
ARUBA	422	327	-22,51	5.480	3.179	-41,99
BERMUDA	69	461	568,12	860	3.638	323,02
CAYMAN ISLANDS	48	14	-70,83	826	201	-75,67
DOMINICA	352	574	63,07	6.236	8.968	43,81
FRENCH POLYNESIA	104	0	-100,00	1.354	0	-100,00
GRENADA	235	692	194,47	2.362	4.893	107,15
NETHERLANDS ANTILLES	1.768	88	-95,02	19.351	956	-95,06
SAINT LUCIA	5	0	-100,00	162	0	-100,00
UNITED KINGDOM	1.837.602	2.521.991	37,24	23.286.636	31.531.500	35,41
NETHERLANDS	1.075.631	954.146	-11,29	4.495.382	3.989.776	-11,25
FRANCE	23.069	159	-99,31	162.291	2.338	-98,56
GERMANY, FED. REP. OF	1.344.142	776.888	-42,20	6.626.241	4.205.311	-36,54
AUSTRIA	800	1.266	58,25	9.039	7.134	-21,08
BELGIUM	131.796	63.481	-51,83	887.445	489.955	-44,79
SWITZERLAND	1.233	12	-99,03	11.590	114	-99,02
DENMARK	143.389	75.748	-47,17	705.927	424.098	-39,92
NORWAY	246.653	100.600	-59,21	1.204.481	554.281	-53,98
SWEDEN	561.550	398.419	-29,05	2.972.655	2.065.378	-30,52
FINLAND	262.126	345.883	31,95	1.596.752	1.788.508	12,01
IRELAND	0	10.931	--	0	57.523	--
ITALY	848.377	657.169	-22,54	3.390.163	2.379.095	-29,82
SPAIN	133.411	267.377	100,42	992.370	1.810.548	82,45
PORTUGAL	62.800	105.486	67,97	217.283	329.565	51,68
GREECE	187.792	96.671	-48,52	1.009.139	633.039	-37,27
DEMOCRATIC REPUBLIC OF THE C	32	19.873	62.003,13	76	36.860	48.400,00
HUNGARY	332.598	824.338	147,85	1.596.682	3.305.745	107,04
POLAND	206.850	216.848	4,83	690.518	649.289	-5,97

TABEL 5. PERKEMBANGAN EKSPOR INDONESIA MENURUT KOMODITI DAN NEGARA TUJUAN

JENIS BARANG	BERAT BERSIH (KG)		PERUB	NILAI FOB (US \$)		PERUB
	JAN-JUN 2007	JAN-JUN 2008	%	JAN-JUN 2007	JAN-JUN 2008	%
	(1)	(2)	(3)	(4)	(5)	(6)
ROMANIA	0	281	--	0	20.126	--
BULGARIA	14.217	41.573	192,42	30.810	92.862	201,40
UKRAINE	0	1.622	--	0	16.579	--
LITHUANIA	20.368	2.432	-88,06	103.529	8.121	-92,16
ESTONIA	0	10.075	--	0	51.313	--
MALTA	6.944	0	-100,00	57.974	0	-100,00
SLOVAKIA	22.878	8.096	-64,61	61.229	22.779	-62,80
RUSSIA FEDERATION	39.280	8.279	-78,92	376.481	100.308	-73,36
-UBI KAYU OLAHAN	41.543.008	44.338.433	6,73	4.702.621	7.851.211	66,95
JAPAN	130.000	134	-99,90	86.598	134	-99,85
HONG KONG	22.637	1.614	-92,87	6.266	866	-86,18
KOREA, REPUBLIC OF	6.050.000	3.721.796	-38,48	719.950	800.186	11,14
TAIWAN	19.984	1.348.203	6.646,41	5.020	260.277	5.084,80
CHINA	35.092.589	39.046.611	11,27	3.674.660	6.434.575	75,11
SINGAPORE	36.080	18.442	-48,89	8.849	16.961	91,67
PHILIPPINES	946	8.894	840,17	2.205	6.174	180,00
MALAYSIA	142.285	84.349	-40,72	71.052	45.703	-35,68
BRUNEI DARUSSALAM	0	6.586	--	0	20.668	--
SAUDI ARABIA	0	1.495	--	0	2.098	--
AUSTRALIA	445	64	-85,62	655	125	-80,92
UNITED STATES	0	25.053	--	0	82.353	--
UNITED KINGDOM	43.042	67.816	57,56	115.386	168.633	46,15
NETHERLANDS	5.000	5.060	1,20	11.980	9.268	-22,64
BELGIUM	0	2.316	--	0	3.190	--
-INDUSTRI LAINNYA	2.468.641.133	2.126.973.250	-13,84	2.102.520.151	2.805.047.556	33,41
JAPAN	76.202.657	71.303.514	-6,43	273.532.078	268.259.144	-1,93
HONG KONG	7.062.491	8.726.771	23,57	20.407.210	21.737.964	6,52
KOREA, DEMOCRATIC PEOPLE'S RE	0	175	--	0	2.277	--
KOREA, REPUBLIC OF	52.359.329	78.227.297	49,40	63.754.730	87.135.636	36,67
TAIWAN	34.277.336	51.743.765	50,96	30.459.675	39.757.101	30,52
CHINA	1.680.382.740	983.343.399	-41,48	127.091.186	120.643.354	-5,07
MONGOLIA	129.861	163.480	25,89	161.934	344.702	112,87
MACAU	311.157	3.371.795	983,63	219.935	514.960	134,14
PAPUA NEW GUINEA	2.755.281	2.479.193	-10,02	3.170.477	4.140.296	30,59
THAILAND	37.269.041	52.820.614	41,73	140.359.798	157.044.672	11,89
SINGAPORE	117.013.103	88.685.997	-24,21	379.827.195	424.486.091	11,76
PHILIPPINES	16.405.519	24.172.786	47,35	41.233.800	53.622.967	30,05
MALAYSIA	73.219.084	95.702.767	30,71	135.443.057	147.572.084	8,96
MYANMAR (FORM. BURMA)	1.932.199	4.241.407	119,51	1.215.397	3.808.679	213,37
CAMBODIA	510.356	826.554	61,96	1.285.243	2.293.124	78,42
BRUNEI DARUSSALAM	331.469	2.186.888	559,76	700.082	2.846.626	306,61
LAO PEOPLE'S DEMOCRATIC REPU	433.249	158.844	-63,34	1.772.997	594.845	-66,45
NEPAL	243.004	82.797	-65,93	408.822	175.189	-57,15
VIET NAM	17.540.723	28.524.152	62,62	34.683.852	75.777.293	118,48
MALDIVES	1.352.324	2.635.963	94,92	887.779	2.028.115	128,45
INDIA	30.105.910	34.098.360	13,26	52.077.418	55.468.184	6,51
PAKISTAN	8.784.811	9.858.029	12,22	7.264.313	8.152.991	12,23
BANGLADESH	6.522.151	10.635.602	63,07	12.419.871	11.313.681	-8,91
SRI LANKA	3.895.827	4.699.883	20,64	8.657.342	12.429.134	43,57
AFGHANISTAN	28.046	0	-100,00	337.493	0	-100,00
IRAQ	1.070	8.798.577	822.196,92	2.481	45.286.883	1.825.247,96
IRAN (ISLAMIC REPUBLIC OF)	2.697.736	1.884.620	-30,14	1.878.499	2.833.463	50,84
SAUDI ARABIA	12.704.778	17.151.508	35,00	16.869.893	19.518.915	15,70
ISRAEL	0	332.940	--	0	716.381	--
KUWAIT	2.721.934	1.646.415	-39,51	1.560.571	1.804.531	15,63
JORDAN	182.915	857.459	368,77	857.671	2.496.238	191,05
LEBANON	433.955	458.632	5,69	711.261	768.496	8,05
YEMEN	112.759	182.592	61,93	281.175	632.714	125,02
OMAN	1.004.861	197.371	-80,36	5.812.805	1.091.982	-81,21
SYRIA ARAB REPUBLIC	100.734	318.996	216,67	474.881	584.377	23,06
TURKEY	3.065.468	4.416.429	44,07	4.140.164	7.205.806	74,05
UNITED ARAB EMIRATES	20.386.730	27.532.347	35,05	28.844.274	27.677.328	-4,05
QATAR	1.618.244	1.771.292	9,46	1.405.075	1.159.529	-17,48
BAHRAIN	3.601.264	7.622.491	111,66	842.137	3.584.506	325,64
CYPRUS	81.352	128.686	58,18	135.050	277.596	105,55
EGYPT	1.561.938	1.871.502	19,82	1.697.334	2.807.827	65,43
LIBYAN ARAB JAMAHIRIYA	325.833	449.201	37,86	1.879.594	1.604.905	-14,61
MOROCCO	34.657	174.366	403,12	253.387	600.561	137,01
TUNISIA	31.865	1.073.360	3.268,46	132.933	3.013.732	2.167,11
ALGERIA	3.617.650	2.084.867	-42,37	9.690.584	7.628.003	-21,28
SUDAN	186.739	399.742	114,06	344.325	2.953.485	757,76
ERITREA	157	36.900	23.403,18	2.160	38.950	1.703,24
LESOTHO	47.800	0	-100,00	2.820	0	-100,00
NAMIBIA	132.118	69.087	-47,71	61.385	18.452	-69,94
ETHIOPIA	17.764	2.996	-83,13	5.336	14.483	171,42
TANZANIA, UNITED REPUBLIC OF	267.553	442.697	65,46	645.801	1.653.277	156,00

TABEL 5. PERKEMBANGAN EKSPOR INDONESIA MENURUT KOMODITI DAN NEGARA TUJUAN

JENIS BARANG	BERAT BERSIH (KG)		PERUB	NILAI FOB (US \$)		PERUB
	JAN-JUN 2007	JAN-JUN 2008	%	JAN-JUN 2007	JAN-JUN 2008	%
	(1)	(2)	(3)	(4)	(5)	(6)
MADAGASCAR	128.977	296.119	129,59	165.921	769.912	364,02
SOMALIA	3.496	3.600	2,97	11.977	73.800	516,18
KENYA	2.381.396	2.578.994	8,30	2.038.115	3.944.342	93,53
REUNION	308.077	160.693	-47,84	383.948	220.496	-42,57
MOZAMBIQUE	104.800	1.078.241	928,86	130.817	2.064.083	1.477,84
EQUATORIAL GUINEA	14.897	7.220	-51,53	37.168	8.075	-78,27
TOGO	187.407	221.687	18,29	360.943	477.348	32,25
GHANA	3.083.926	5.748.368	86,40	4.337.033	7.040.711	62,34
LIBERIA	11.151	2.229	-80,01	29.223	4.834	-83,46
GUINEA	580.284	579.866	-0,07	758.237	1.194.726	57,57
ANGOLA	101.783	974.511	857,44	316.157	1.162.597	267,73
CONGO	112.824	124.623	10,46	270.072	337.806	25,08
CAMEROON	260.299	193.957	-25,49	536.868	716.680	33,49
NIGERIA	4.404.984	6.900.853	56,66	8.308.060	11.117.934	33,82
SIERRA LEONE	78.099	38.825	-50,29	219.517	75.804	-65,47
GABON	151.064	62.097	-58,89	572.764	415.354	-27,48
COTE D'IVOIRE	154.972	378.542	144,26	695.844	1.991.180	186,15
SENEGAL	54.225	339.993	527,00	123.756	449.248	263,01
MAURITANIA	0	498	--	0	363	--
MALI	8.528	2.755	-67,69	28.836	11.675	-59,51
BENIN	429.347	484.612	12,87	594.596	868.294	46,03
BURKINA FASO	26.049	17.545	-32,65	108.118	123.284	14,03
GAMBIA	14.812	18.958	27,99	55.363	67.653	22,20
U.S. VIRGIN ISLANDS	292	21.129	7.135,96	4.199	11.375	170,90
SEYCHELLES	50.338	43.392	-13,80	71.665	74.248	3,60
UGANDA	4.990	264.035	5.191,28	32.269	1.190.438	3.589,11
NIGER	11.413	23.247	103,69	41.844	135.265	223,26
CHAD	0	10.075	--	0	48.136	--
DJIBOUTI	114.366	210.504	84,06	56.150	142.712	154,16
SAO TOME AND PRINCIPE	2.658	22.327	739,99	2.961	28.210	852,72
SWAZILAND	54.631	25.934	-52,53	305.092	144.602	-52,60
SOUTH AFRICA	8.943.617	5.222.673	-41,60	5.927.078	8.834.492	49,05
ZIMBABWE	760	2.773	264,87	6.750	18.658	176,41
ZAMBIA	0	23.940	--	0	92.516	--
MALAWI	169.856	93.137	-45,17	145.974	126.030	-13,66
COMOROS	3.565	7.000	96,35	24.095	45.000	86,76
MAURITIUS	139.860	288.050	105,96	163.291	393.387	140,91
RWANDA	0	16.010	--	0	98.501	--
VIRGIN ISLANDS (BRITISH)	9.749	601	-93,84	47.024	1.994	-95,76
AUSTRALIA	30.514.362	29.556.916	-3,14	75.412.077	62.402.740	-17,25
NEW ZEALAND	3.047.577	5.439.832	78,50	6.380.865	11.477.842	79,88
MICRONESIA, FEDERATED STATES	8.731	45.746	423,95	7.228	55.594	669,15
GUAM	9.669	51.739	435,10	13.736	139.508	915,64
PALAU	24.498	292	-98,81	22.292	610	-97,26
NEW CALEDONIA	240.394	206.434	-14,13	508.122	260.998	-48,63
NORTHERN MARIANA ISLANDS	10.331	0	-100,00	3.388	0	-100,00
SAINT VINCENT AND THE GRENADII	9.475	17.422	83,87	18.984	16.121	-15,08
VANUATU	160.669	25.814	-83,93	109.795	47.976	-56,30
WALLIS AND FUTUNA ISLANDS	2.516	1.425	-43,36	5.968	4.411	-26,09
AMERICAN SAMOA	24.674	15.779	-36,05	135.593	21.529	-84,12
COOK ISLANDS	78.522	11.431	-85,44	60.167	68.694	14,17
FJI	840.980	863.782	2,71	442.715	545.108	23,13
KIRIBATI	40.489	238	-99,41	42.370	1.088	-97,43
MARSHALL ISLANDS	48.917	11.441	-76,61	16.473	12.775	-22,45
SAMOA	45.292	27.192	-39,96	40.405	31.399	-22,29
SOLOMON ISLANDS	658.052	84.890	-87,10	970.388	158.099	-83,71
TONGA	22.596	219.086	869,58	40.520	206.953	410,74
TUVALU	453	12.179	2.588,52	382	25.161	6.486,65
CHRISTMAS ISLANDS	17	0	-100,00	180	0	-100,00
TOKELAU	3.508	0	-100,00	25.509	0	-100,00
EAST TIMOR	6.092	3.915.546	64.173,57	28.445	3.792.259	13.231,90
UNITED STATES	47.220.472	270.345.872	472,52	200.634.723	547.159.477	172,71
CANADA	7.653.032	7.412.059	-3,15	25.351.756	18.822.233	-25,76
MEXICO	1.562.197	985.876	-36,89	8.302.563	8.862.562	6,74
GUATEMALA	31.180	355	-98,86	96.000	1.962	-97,96
HONDURAS	21.562	22.760	5,56	4.646	5.486	18,08
NICARAGUA	1.728	100	-94,21	1.296	122	-90,59
PANAMA	70.532	151.690	115,07	668.470	1.082.770	61,98
CUBA	7.202	180.800	2.410,41	97.876	151.128	54,41
SURINAME	54.440	23.908	-56,08	144.446	142.859	-1,10
CHILE	426.874	3.168.728	642,31	2.545.190	8.748.111	243,71
VENEZUELA	6.722.317	1.063.717	-84,18	1.415.515	1.363.819	-3,65
ARGENTINA	1.094.500	2.030.031	85,48	8.266.005	14.780.190	78,81
BRAZIL	531.693	1.524.389	186,70	3.697.788	6.602.675	78,56
COLOMBIA	350.748	304.993	-13,04	1.006.073	670.327	-33,37
BOLIVIA	9.590	25.320.263	263.927,77	30.495	29.594.063	96.945,62
URUGUAY	8.769	11.856	35,20	29.681	52.592	77,19
PARAGUAY	50.338	36.168	-28,15	108.745	155.609	43,10

TABEL 5. PERKEMBANGAN EKSPOR INDONESIA MENURUT KOMODITI DAN NEGARA TUJUAN

JENIS BARANG	BERAT BERSIH (KG)		PERUB	NILAI FOB (US \$)		PERUB
	JAN-JUN 2007	JAN-JUN 2008	%	JAN-JUN 2007	JAN-JUN 2008	%
	(1)	(2)	(3)	(4)	(5)	(6)
ECUADOR	508.404	688.019	35,33	1.253.268	1.661.207	32,55
PERU	185.131	384.778	107,84	1.224.313	722.454	-40,99
GUYANA	110.545	34.324	-68,95	276.429	92.177	-66,65
TRINIDAD AND TOBAGO	101.680	51.090	-49,75	395.739	224.860	-43,18
BAHAMAS	588	71.379	12.039,29	3.844	58.568	1.423,62
JAMAICA	33.637	1.919	-94,29	33.998	4.828	-85,80
PUERTO RICO	312.916	58.509	-81,30	187.290	39.333	-79,00
BELIZE	0	4.212	--	0	20.274	--
DOMINICAN REPUBLIC	230.092	122.649	-46,70	488.235	532.935	9,16
EL SALVADOR	119.531	35.551	-70,26	619.008	184.853	-70,14
COSTA RICA	260.744	695.737	166,83	755.693	676.235	-10,51
HAITI	138.412	78.220	-43,49	202.863	90.280	-55,50
BARBADOS	42.569	142.563	234,90	36.930	134.959	265,45
ANTIGUA AND BARBUDA	598	874	46,15	4.585	7.942	73,22
ANGUILLA	1.779	0	-100,00	4.380	0	-100,00
ARUBA	394	4.541	1.052,54	1.812	9.715	436,15
BERMUDA	173	1.010	483,82	3.149	5.223	65,86
CAPE VERDE	14.440	0	-100,00	15.200	0	-100,00
CAYMAN ISLANDS	39.900	42.007	5,28	15.996	12.434	-22,27
DOMINICA	10.500	10.415	-0,81	40.275	51.273	27,31
FALKLAND ISLANDS (MALVINAS)	232	0	-100,00	303	0	-100,00
FRENCH GUIANA	1.282	5.041	293,21	2.451	7.415	202,53
FRENCH POLYNESIA	537.152	290.397	-45,94	422.155	345.128	-18,25
GREENLAND	3.699	3.564	-3,65	32.238	39.322	21,97
GRENADA	30.643	15.804	-48,43	44.093	10.790	-75,53
MARTINIQUE	24.659	8.658	-64,89	22.728	24.491	7,76
NETHERLANDS ANTILLES	142.384	115.516	-18,87	120.132	115.206	-4,10
SAINT LUCIA	0	379	--	0	3.629	--
TURKS AND CAICOS ISLANDS	97.930	43.658	-55,42	2.569	20.605	702,06
GUADELOUPE	71.165	42.530	-40,24	75.419	77.180	2,33
SAINT KITTS AND NEVIS	273	1.354	395,97	5.700	9.276	62,74
UNITED KINGDOM	5.674.856	5.067.460	-10,70	30.224.971	39.701.064	31,35
NETHERLANDS	16.245.672	32.438.781	99,68	83.772.502	130.614.016	55,92
FRANCE	8.180.240	6.812.415	-16,72	15.655.012	15.828.774	1,11
GERMANY, FED. REP. OF	11.005.359	13.817.425	25,55	52.736.454	64.799.995	22,88
AUSTRIA	702.292	533.074	-24,10	4.510.914	3.967.008	-12,06
BELGIUM	6.954.383	11.132.910	60,08	26.201.772	44.758.726	70,82
SWITZERLAND	484.133	290.732	-39,95	1.889.150	2.113.452	11,87
LUXEMBOURG	558	779	39,61	21.087	70.212	232,96
MONACO	22.701	250	-98,90	207.378	2.724	-98,69
DENMARK	1.182.184	1.225.146	3,63	5.563.275	5.015.645	-9,84
NORWAY	15.618.492	12.903.439	-17,38	3.372.911	3.584.856	6,28
SWEDEN	809.287	1.489.153	84,01	4.556.668	5.640.970	23,80
FINLAND	3.743.253	1.738.324	-53,56	31.198.490	19.114.943	-38,73
IRELAND	56.082	58.305	3,96	544.004	1.128.755	107,49
ITALY	6.835.240	5.176.888	-24,26	29.181.987	29.031.570	-0,52
SPAIN	2.334.434	2.984.582	27,85	5.311.219	6.223.839	17,18
PORTUGAL	235.016	297.366	26,53	994.541	1.254.736	26,16
ICELAND	295.284	22.261	-92,46	109.441	6.303	-94,24
GREECE	32.358.102	2.245.193	-93,06	4.699.593	5.879.212	25,10
VATICAN CITY STATE (HOLY SEE)	6.712	0	-100,00	4.200	0	-100,00
ANDORRA	5.590	1.900	-66,01	2.339	5.001	113,81
DEMOCRATIC REPUBLIC OF THE C	196.337	105.463	-46,28	282.127	314.270	11,39
HUNGARY	174.955	235.445	34,57	804.496	1.079.824	34,22
POLAND	1.139.585	1.385.737	21,60	5.837.983	7.566.577	29,61
ROMANIA	196.855	95.488	-51,49	736.324	556.337	-24,44
BULGARIA	24.706	135.196	447,22	117.806	411.939	249,68
YUGOSLAVIA	1.633	3.910	139,44	3.300	13.098	296,91
ARMENIA	8.416	0	-100,00	41.615	0	-100,00
AZERBAIJAN	8.559	12.077	41,10	88.283	115.689	31,04
BELARUS	1.300	5.658	335,23	24.553	32.621	32,86
KAZAKHSTAN	98.907	66.396	-32,87	225.154	381.841	69,59
KYRGYZSTAN	0	12.902	--	0	72.542	--
MOLDOVA, REPUBLIC OF	0	5.985	--	0	20.344	--
UKRAINE	1.036.812	350.832	-66,16	783.112	931.856	18,99
LITHUANIA	5.064	74.441	1.370,00	103.313	225.066	117,85
LATVIA	61.250	108.296	76,81	495.402	725.056	46,36
ESTONIA	538.975	594.864	10,37	185.299	423.933	128,78
GEORGIA	25.440	1.168.937	4.494,88	13.693	1.838.155	13.324,05
CROATIA	664.113	127.406	-80,82	309.582	457.846	47,89
BOSNIA AND HERZEGOVINA	0	233	--	0	1.104	--
MALTA	74.260	57.725	-22,27	209.798	90.231	-56,99
SLOVAKIA	41.283	55.022	33,28	1.795.807	881.756	-50,90
SLOVENIA	124.747	31.496	-74,75	200.145	160.745	-19,69
CZECH REPUBLIC	72.553	165.904	128,67	296.571	848.523	186,11
RUSSIA FEDERATION	646.039	2.807.289	334,54	3.415.210	5.865.668	71,75
BIJI TEMBAGA	1.058.424.798	691.984.108	-34,62	2.742.839.297	1.557.235.749	-43,23

TABEL 5. PERKEMBANGAN EKSPOR INDONESIA MENURUT KOMODITI DAN NEGARA TUJUAN

JENIS BARANG	BERAT BERSIH (KG)		PERUB	NILAI FOB (US \$)		PERUB
	JAN-JUN 2007	JAN-JUN 2008	%	JAN-JUN 2007	JAN-JUN 2008	%
(1)	(2)	(3)	(4)	(5)	(6)	(7)
JAPAN	344.250.541	302.368.533	-12,17	886.632.665	687.560.454	-22,45
KOREA, REPUBLIC OF	138.246.288	145.680.718	5,38	302.612.124	309.795.694	2,37
CHINA	34.347.070	10.832.289	-68,46	86.866.276	27.523.676	-68,31
PHILIPPINES	96.637.787	65.346.319	-32,38	234.424.314	151.834.971	-35,23
MALAYSIA	0	40.000	--	0	11.640	--
INDIA	161.470.512	0	-100,00	463.024.125	0	-100,00
GERMANY, FED. REP. OF	23.101.200	0	-100,00	36.381.195	0	-100,00
SWITZERLAND	12.175.559	0	-100,00	27.408.766	0	-100,00
SPAIN	248.195.841	167.716.249	-32,43	705.489.832	380.509.314	-46,06
BIJI NIKEL	4.691.759.737	8.003.253.213	70,58	330.073.583	398.276.433	20,66
JAPAN	1.143.008.005	1.083.339.246	-5,22	113.730.842	108.221.434	-4,84
HONG KONG	0	20.000	--	0	600	--
KOREA, REPUBLIC OF	52.500.000	0	-100,00	5.481.493	0	-100,00
CHINA	2.675.325.680	5.581.083.796	108,61	138.501.126	202.768.346	46,40
SINGAPORE	0	4	--	0	7	--
MALAYSIA	0	50.000.000	--	0	875.000	--
CAMEROON	38.150.000	0	-100,00	1.669.062	0	-100,00
AUSTRALIA	129.280.000	226.952.817	75,55	12.180.037	8.405.033	-30,99
UNITED STATES	0	6.000	--	0	400	--
CURACAO	35.826.000	0	-100,00	1.522.605	0	-100,00
UNITED KINGDOM	102.300.000	12.450.000	-87,83	10.252.417	694.087	-93,23
FRANCE	0	25.450	--	0	1.664	--
SWITZERLAND	0	243.086.000	--	0	16.795.667	--
GREECE	191.370.000	170.759.900	-10,77	20.679.478	13.292.359	-35,72
VATICAN CITY STATE (HOLY SEE)	66.500.000	0	-100,00	7.107.759	0	-100,00
POLAND	52	0	-100,00	20	0	-100,00
UKRAINE	257.500.000	635.530.000	146,81	18.948.744	47.221.836	149,21
BAUKSIT	5.280.786.214	5.942.904.156	12,54	48.619.338	57.843.142	18,97
JAPAN	294.956.000	185.800.180	-37,01	3.930.566	3.371.995	-14,21
KOREA, REPUBLIC OF	166.214	42.175	-74,63	9.911	2.404	-75,74
TAIWAN	34.500.000	34.900.000	1,16	276.000	383.900	39,09
CHINA	4.947.664.000	5.722.161.801	15,65	44.374.861	54.084.843	21,88
THAILAND	3.500.000	0	-100,00	28.000	0	-100,00
BIJI TIMAH/TIN	228.920	552.343	141,28	28.297	591	-97,91
CHINA	100.000	0	-100,00	27.000	0	-100,00
MALAYSIA	128.895	552.342	328,52	1.289	589	-54,31
PAKISTAN	0	1	--	0	2	--
GERMANY, FED. REP. OF	25	0	-100,00	8	0	-100,00
BATU BARA	89.739.244.627	102.382.710.718	14,09	2.973.669.053	4.414.627.099	48,46
JAPAN	15.873.589.366	18.348.964.799	15,59	578.519.379	825.597.837	42,71
HONG KONG	5.778.347.361	5.902.504.979	2,15	175.721.689	218.214.547	24,18
KOREA, REPUBLIC OF	12.065.961.657	14.261.746.950	18,20	396.290.691	616.045.683	55,45
TAIWAN	11.225.853.315	12.508.699.914	11,43	395.383.302	603.835.820	52,72
CHINA	7.480.884.357	7.010.350.161	-6,29	234.888.770	286.317.374	21,89
PAPUA NEW GUINEA	22.346	0	-100,00	35.003	0	-100,00
THAILAND	4.264.884.147	7.524.858.567	76,44	122.060.761	272.826.294	123,52
SINGAPORE	18.522.240	24.101.955	30,12	468.918	865.636	84,60
PHILIPPINES	2.790.572.026	3.116.018.225	11,66	96.829.355	170.934.029	76,53
MALAYSIA	3.956.535.357	5.084.940.656	28,52	122.987.680	212.628.638	72,89
CAMBODIA	25.290.674	39.185.895	54,94	1.020.772	2.117.569	107,45
VIET NAM	273.065.395	370.415.028	35,65	7.867.707	16.926.500	115,14
INDIA	12.317.403.216	13.271.085.220	7,74	376.954.205	519.549.181	37,83
PAKISTAN	688.529.475	1.998.428.159	190,25	28.275.122	110.209.680	289,78
SRI LANKA	62.945.000	58.786.680	-6,61	2.703.745	2.418.723	-10,54
ISRAEL	0	138.411.000	--	0	5.364.987	--
SYRIA ARAB REPUBLIC	69.715.000	0	-100,00	1.812.590	0	-100,00
TURKEY	60.272.000	0	-100,00	1.868.432	0	-100,00
UNITED ARAB EMIRATES	0	66.983.010	--	0	4.956.768	--
SIERRA LEONE	137.981.000	0	-100,00	3.809.368	0	-100,00
SOUTH AFRICA	500.000	0	-100,00	225.000	0	-100,00
AUSTRALIA	11.161	5	-99,96	526	9	-98,29
NEW ZEALAND	419.191.000	182.524.000	-56,46	11.877.473	5.454.828	-54,07
AMERICAN SAMOA	0	71.859.000	--	0	2.196.011	--
UNITED STATES	2.448.785.828	1.738.385.613	-29,01	66.934.036	58.129.802	-13,15
CHILE	978.566.923	145.971.000	-85,08	30.705.222	5.006.805	-83,69
BRAZIL	73.933.000	0	-100,00	2.518.897	0	-100,00
COSTA RICA	0	64.704.000	--	0	2.075.057	--
UNITED KINGDOM	630.930.473	1.108.499.000	75,69	17.761.920	37.065.441	108,68
NETHERLANDS	454.176.592	1.024.861.093	125,65	18.084.248	46.527.667	157,28
FRANCE	72.045.000	0	-100,00	2.698.805	0	-100,00
GERMANY, FED. REP. OF	167.090	30.126.524	17.930,12	17.814	1.030.661	5.685,68
BELGIUM	149.933.000	144.812.085	-3,42	5.100.260	6.132.391	20,24
SWITZERLAND	1.490.100.793	1.807.629.000	21,31	50.459.478	63.571.968	25,99
IRELAND	464.354.005	173.573.200	-62,62	16.188.625	10.913.504	-32,59
ITALY	2.648.946.000	2.946.494.000	11,23	110.379.147	201.668.202	82,70
SPAIN	2.007.297.547	2.206.784.000	9,94	61.892.695	70.177.123	13,39
PORTUGAL	69.453.283	0	-100,00	2.401.000	0	-100,00

TABEL 5. PERKEMBANGAN EKSPOR INDONESIA MENURUT KOMODITI DAN NEGARA TUJUAN

JENIS BARANG	BERAT BERSIH (KG)		PERUB	NILAI FOB (US \$)		PERUB
	JAN-JUN 2007	JAN-JUN 2008	%	JAN-JUN 2007	JAN-JUN 2008	%
	(1)	(2)	(3)	(4)	(5)	(6)
GREECE	82.885.000	0	-100,00	2.453.395	0	-100,00
CROATIA	256.150.000	272.359.000	6,33	11.492.122	10.169.074	-11,51
SLOVENIA	401.444.000	648.944.000	61,65	14.980.901	22.290.538	48,79
REP. OF MACEDONIA	0	89.704.000	--	0	3.408.752	--
GRANIT	1.226.278.562	2.811.326.107	129,26	8.671.741	25.492.120	193,97
JAPAN	2.557	0	-100,00	1.957	0	-100,00
TAIWAN	165.310	0	-100,00	12.968	0	-100,00
CHINA	31.225	0	-100,00	4.163	0	-100,00
THAILAND	28.378	0	-100,00	7.850	0	-100,00
SINGAPORE	1.226.007.407	2.811.229.937	129,30	8.627.914	25.466.113	195,16
PHILIPPINES	0	1.098	--	0	2.923	--
MALAYSIA	19.500	68.752	252,57	1.290	5.852	353,64
CYPRUS	65	0	-100,00	29	0	-100,00
AUSTRALIA	3.368	182	-94,60	1.452	800	-44,90
UNITED STATES	17.703	3.107	-82,45	10.769	396	-96,32
CANADA	0	14.995	--	0	11.575	--
COSTA RICA	284	0	-100,00	433	0	-100,00
NETHERLANDS ANTILLES	2.604	0	-100,00	2.833	0	-100,00
FRANCE	0	1.325	--	0	1.092	--
GERMANY, FED. REP. OF	0	6.711	--	0	3.369	--
SPAIN	161	0	-100,00	83	0	-100,00
PASIR ALAM	401.111.924	14.273	-100,00	4.679.110	55.186	-98,82
JAPAN	373	0	-100,00	745	0	-100,00
HONG KONG	282.000	0	-100,00	112.800	0	-100,00
KOREA, REPUBLIC OF	20.000	0	-100,00	16.000	0	-100,00
CHINA	9.091.251	25	-100,00	3.787.203	185	-100,00
THAILAND	3.000.000	8.162	-99,73	30.000	3.216	-89,28
SINGAPORE	388.718.000	486	-100,00	732.282	629	-99,91
AUSTRALIA	300	0	-100,00	80	0	-100,00
GERMANY, FED. REP. OF	0	5.600	--	0	51.156	--
HASIL TAMBANG LAIN	3.293.721.381	6.520.606.489	97,97	103.049.320	169.238.720	64,23
JAPAN	8.923.491	21.174.928	137,29	1.443.320	1.587.804	10,01
HONG KONG	1.988.689	1.599.746	-19,56	674.391	559.046	-17,10
KOREA, REPUBLIC OF	6.069.887	72.135.297	1.088,41	888.768	2.614.006	194,12
TAIWAN	15.154.266	9.239.749	-39,03	994.907	1.412.998	42,02
CHINA	2.440.066.663	4.517.816.770	85,15	77.993.114	128.971.086	65,36
MONGOLIA	21.000	0	-100,00	3.992	0	-100,00
PAPUA NEW GUINEA	59	0	-100,00	213	0	-100,00
THAILAND	3.784.708	2.731.843	-27,82	396.026	270.182	-31,78
SINGAPORE	595.712.323	1.397.678.444	134,62	4.790.165	14.725.577	207,41
PHILIPPINES	1.566.528	620.087	-60,42	321.229	79.995	-75,10
MALAYSIA	19.357.989	37.574.347	94,10	5.800.788	2.020.741	-65,16
MYANMAR (FORM. BURMA)	70.600	96.000	35,98	4.350	6.294	44,69
CAMBODIA	3.265.779	3.125.632	-4,29	191.125	216.597	13,33
BRUNEI DARUSSALAM	0	55.952	--	0	45.425	--
VIET NAM	3.778.817	5.811.914	53,80	283.956	541.032	90,53
MALDIVES	34.600	170.385	392,44	10.133	131.093	1.193,72
INDIA	57.149.524	20.831.490	-63,55	4.025.320	3.494.769	-13,18
PAKISTAN	125.003	20.496	-83,60	7.102	3.436	-51,62
BANGLADESH	6.183.691	25.342.539	309,83	548.496	769.641	40,32
SRI LANKA	115.440	194.190	68,22	8.223	28.091	241,61
IRAN (ISLAMIC REPUBLIC OF)	42	160.000	380.852,38	1.080	32.000	2.862,96
SAUDI ARABIA	11.445	18.899	65,13	3.038	7.256	138,84
KUWAIT	0	18.402	--	0	5.857	--
JORDAN	0	40.047	--	0	7.573	--
LEBANON	0	218	--	0	770	--
TURKEY	24.000	0	-100,00	350	0	-100,00
UNITED ARAB EMIRATES	76.616.846	156.184.081	103,85	1.242.275	2.551.067	105,35
BAHRAIN	576	3.623	528,99	1.980	2.299	16,11
CYPRUS	3.407	0	-100,00	1.724	0	-100,00
EGYPT	70.378	0	-100,00	5.472	0	-100,00
LIBYAN ARAB JAMAHIRIYA	0	2.480	--	0	13.095	--
LESOTHO	20.000	0	-100,00	1.180	0	-100,00
MADAGASCAR	26.250	0	-100,00	814	0	-100,00
KENYA	91.807	115.000	25,26	21.408	24.725	15,49
REUNION	9.786	408	-95,83	7.147	333	-95,34
LIBERIA	0	3.003	--	0	4.485	--
NIGERIA	160.000	0	-100,00	45.232	0	-100,00
DJIBOUTI	0	273.000	--	0	37.674	--
SOUTH AFRICA	120.450	737.496	512,28	9.060	670.949	7.305,62
MAURITIUS	32.461	440.699	1.257,63	13.162	177.056	1.245,21
AUSTRALIA	2.955.486	10.343.475	249,98	336.166	1.350.310	301,68
NEW ZEALAND	24.183	21.488	-11,14	5.909	3.987	-32,53
GUAM	26.511	0	-100,00	8.214	0	-100,00
NEW CALEDONIA	7.441	10.886	46,30	6.518	18.357	181,64
SAINT VINCENT AND THE GRENADII	0	10.771	--	0	3.687	--
VANUATU	16.258	0	-100,00	4.481	0	-100,00
COOK ISLANDS	153	0	-100,00	147	0	-100,00
FIJI	682.391	80	-99,99	54.105	392	-99,28

TABEL 5. PERKEMBANGAN EKSPOR INDONESIA MENURUT KOMODITI DAN NEGARA TUJUAN

JENIS BARANG	BERAT BERSIH (KG)		PERUB	NILAI FOB (US \$)		PERUB
	JAN-JUN 2007	JAN-JUN 2008	%	JAN-JUN 2007	JAN-JUN 2008	%
	(1)	(2)	(3)	(4)	(5)	(6)
SOLOMON ISLANDS	0	77	--	0	206	--
EAST TIMOR	0	341.000	--	0	201.244	--
UNITED STATES	799.659	177.602	-77,79	406.871	84.417	-79,25
CANADA	7.099	4.998	-29,60	14.011	4.559	-67,46
MEXICO	4.142	0	-100,00	2.527	0	-100,00
PANAMA	0	1.653	--	0	3.106	--
ARGENTINA	1.074	0	-100,00	1.118	0	-100,00
BRAZIL	76.221	35.374	-53,59	31.051	20.992	-32,40
DOMINICAN REPUBLIC	0	49	--	0	422	--
COSTA RICA	10.382	0	-100,00	10.739	0	-100,00
ANGUILLA	587	0	-100,00	922	0	-100,00
FRENCH GUIANA	304	0	-100,00	705	0	-100,00
FRENCH POLYNESIA	69.814	3.538	-94,93	16.369	2.896	-82,31
NETHERLANDS ANTILLES	2.061	0	-100,00	3.176	0	-100,00
TURKS AND CAICOS ISLANDS	38.625	0	-100,00	4.337	0	-100,00
GUADELOUPE	8.323	0	-100,00	7.287	0	-100,00
UNITED KINGDOM	77.693	72.121	-7,17	66.652	7.491	-88,76
NETHERLANDS	66.350	76.358	15,08	58.198	52.551	-9,70
FRANCE	207.740	23.215	-88,82	98.610	23.047	-76,63
GERMANY, FED. REP. OF	104.586	89.953	-13,99	71.977	292.441	306,30
AUSTRIA	23.926	278	-98,84	18.894	397	-97,90
BELGIUM	30.174	1.798	-94,04	1.030.634	2.238.217	117,17
SWITZERLAND	47.598.066	234.695.033	393,08	840.907	3.755.195	346,56
DENMARK	1.562	0	-100,00	5	0	-100,00
NORWAY	0	40.845	--	0	20.650	--
SWEDEN	14.793	0	-100,00	4.948	0	-100,00
FINLAND	728	0	-100,00	1.026	0	-100,00
IRELAND	6.270	0	-100,00	5.095	0	-100,00
ITALY	151.292	319.652	111,28	75.074	83.053	10,63
SPAIN	118.201	4.883	-95,87	110.102	7.110	-93,54
PORTUGAL	1.418	0	-100,00	1.457	0	-100,00
GREECE	63	1.050	1.566,67	189	1.050	455,56
HUNGARY	3.130	0	-100,00	5.055	0	-100,00
POLAND	0	4.756	--	0	3.971	--
LITHUANIA	0	7.236	--	0	2.700	--
CROATIA	22.000	0	-100,00	1.488	0	-100,00
MALTA	1.592	0	-100,00	2.960	0	-100,00
SLOVENIA	4.578	0	-100,00	1.856	0	-100,00
RUSSIA FEDERATION	0	101.155	--	0	43.320	--
BARANG-BARANG SENI	1.609.833	1.373.038	-14,71	4.410.710	5.029.438	14,03
JAPAN	85.805	64.363	-24,99	274.399	471.483	71,82
HONG KONG	14.554	6.350	-56,37	53.736	68.308	27,12
KOREA, REPUBLIC OF	19.934	8.689	-56,41	27.948	59.807	113,99
TAIWAN	82.417	20.372	-75,28	140.602	100.061	-28,83
CHINA	2.124	5.248	147,08	7.123	18.122	154,42
MACAU	0	384	--	0	28.140	--
PAPUA NEW GUINEA	437	0	-100,00	1.062	0	-100,00
THAILAND	3.547	3.776	6,46	11.869	7.704	-35,09
SINGAPORE	24.175	54.523	125,53	207.479	663.917	219,99
PHILIPPINES	3.162	1.990	-37,07	9.439	11.969	26,80
MALAYSIA	35.924	28.528	-20,59	68.428	90.194	31,81
CAMBODIA	39.499	248	-99,37	78.750	332	-99,58
BRUNEI DARUSSALAM	2.052	544	-73,49	781	6.579	742,38
VIET NAM	123	65	-47,15	91	65	-28,57
MALDIVES	2.190	406	-81,46	22.600	1.213	-94,63
INDIA	438	2.071	372,83	1.130	14.447	1.178,50
SRI LANKA	781	786	0,64	163	692	324,54
IRAN (ISLAMIC REPUBLIC OF)	6.052	5.662	-6,44	8.925	13.630	52,72
SAUDI ARABIA	5.824	48.321	729,69	5.416	37.279	588,31
ISRAEL	0	380	--	0	761	--
KUWAIT	182	2.913	1.500,55	2.467	9.761	295,66
JORDAN	80	0	-100,00	100	0	-100,00
LEBANON	469	20	-95,74	987	238	-75,89
OMAN	347	0	-100,00	161	0	-100,00
TURKEY	85.091	99.791	17,28	114.912	133.703	16,35
UNITED ARAB EMIRATES	18.144	6.563	-63,83	68.475	33.917	-50,47
BAHRAIN	561	464	-17,29	3.481	1.310	-62,37
CYPRUS	765	182	-76,21	909	3.598	295,82
EGYPT	419	264	-36,99	426	163	-61,74
MOROCCO	671	691	2,98	9.934	600	-93,96
TUNISIA	0	20.000	--	0	10.000	--
SUDAN	0	10.125	--	0	24.920	--
NAMIBIA	0	11	--	0	100	--
MADAGASCAR	954	239	-74,95	995	1.126	13,17
KENYA	897	107	-88,07	715	53	-92,59
REUNION	5.589	6.180	10,57	4.394	9.425	114,50
MOZAMBIQUE	0	36	--	0	92	--
TOGO	16	0	-100,00	15	0	-100,00
GABON	0	275	--	0	1.401	--
COTE D'IVOIRE	112	261	133,04	117	409	249,57
SENEGAL	27.042	22.316	-17,48	24.540	20.000	-18,50

TABEL 5. PERKEMBANGAN EKSPOR INDONESIA MENURUT KOMODITI DAN NEGARA TUJUAN

JENIS BARANG	BERAT BERSIH (KG)		PERUB	NILAI FOB (US \$)		PERUB
	JAN-JUN 2007	JAN-JUN 2008	%	JAN-JUN 2007	JAN-JUN 2008	%
	(1)	(2)	(3)	(4)	(5)	(6)
SEYCHELLES	0	245	--	0	477	--
SOUTH AFRICA	13.304	19.946	49,92	24.061	24.445	1,60
MAURITIUS	1.196	3.946	229,93	3.168	13.995	341,76
VIRGIN ISLANDS (BRITISH)	1	0	-100,00	25	0	-100,00
AUSTRALIA	141.282	124.589	-11,82	290.827	235.938	-18,87
NEW ZEALAND	9.941	18.881	89,93	15.232	24.601	61,51
GUAM	595	1.076	80,84	2.491	2.328	-6,54
PALAU	0	87	--	0	147	--
NEW CALEDONIA	5.812	7.274	25,15	15.186	15.642	3,00
NORTHERN MARIANA ISLANDS	139	0	-100,00	410	0	-100,00
VANUATU	398	2.604	554,27	608	2.089	243,59
WALLIS AND FUTUNA ISLANDS	0	580	--	0	2.030	--
COOK ISLANDS	235	0	-100,00	742	0	-100,00
FIJI	406	1.165	186,95	538	1.189	121,00
SAMOA	0	737	--	0	1.476	--
SOLOMON ISLANDS	0	3.115	--	0	8.307	--
TONGA	0	554	--	0	590	--
EAST TIMOR	0	525	--	0	700	--
UNITED STATES	116.794	122.946	5,27	451.343	450.555	-0,17
CANADA	8.624	13.815	60,19	30.915	40.160	29,90
MEXICO	535	2.249	320,37	1.408	1.354	-3,84
GUATEMALA	0	295	--	0	1.627	--
NICARAGUA	0	249	--	0	303	--
PANAMA	384	2.300	498,96	421	4.251	909,74
SURINAME	11.150	0	-100,00	12.144	0	-100,00
CHILE	5.505	1.806	-67,19	4.375	1.698	-61,19
VENEZUELA	0	3	--	0	2	--
ARGENTINA	8	939	11.637,50	6	2.369	39.383,33
BRAZIL	1.345	1.811	34,65	182.347	162.466	-10,90
COLOMBIA	805	2.212	174,78	1.199	2.048	70,81
URUGUAY	674	197	-70,77	821	293	-64,31
ECUADOR	1.708	0	-100,00	1.780	0	-100,00
TRINIDAD AND TOBAGO	0	629	--	0	1.148	--
BAHAMAS	516	0	-100,00	879	0	-100,00
JAMAICA	721	34	-95,28	165	50	-69,70
PUERTO RICO	4.323	1.850	-57,21	8.953	1.710	-80,90
DOMINICAN REPUBLIC	1.757	6.734	283,27	4.729	35.484	650,35
COSTA RICA	1.680	393	-76,61	1.910	378	-80,21
ARUBA	0	33	--	0	950	--
CAYMAN ISLANDS	0	607	--	0	136	--
FRENCH GUIANA	0	1.743	--	0	3.638	--
FRENCH POLYNESIA	13.024	10.839	-16,78	19.328	13.992	-27,61
GRENADA	0	133	--	0	893	--
MARTINIQUE	838	84	-89,98	844	420	-50,24
NETHERLANDS ANTILLES	1.509	333	-77,93	7.817	1.015	-87,02
GUADELOUPE	434	795	83,18	1.091	1.228	12,56
SAINT KITTS AND NEVIS	0	244	--	0	363	--
UNITED KINGDOM	24.348	18.131	-25,53	64.386	60.370	-6,24
NETHERLANDS	57.583	151.460	163,03	117.826	546.270	363,62
FRANCE	170.714	94.467	-44,66	977.334	339.885	-65,22
GERMANY, FED. REP. OF	147.927	35.647	-75,90	219.751	125.350	-42,96
AUSTRIA	1.380	3.730	170,29	3.943	6.739	70,91
BELGIUM	42.748	38.354	-10,28	89.991	78.041	-13,28
SWITZERLAND	10.786	1.911	-82,28	32.248	8.598	-73,34
LUXEMBOURG	100	0	-100,00	466	0	-100,00
MONACO	0	94	--	0	330	--
DENMARK	9.536	2.837	-70,25	32.570	3.247	-90,03
NORWAY	1.154	554	-51,99	2.449	454.321	18.451,29
SWEDEN	3.291	1.416	-56,97	6.547	7.066	7,93
FINLAND	77	355	361,04	179	918	412,85
IRELAND	10.193	5.125	-49,72	13.691	19.609	43,23
ITALY	149.311	110.697	-25,86	272.497	261.526	-4,03
SPAIN	137.109	86.868	-36,64	232.436	136.047	-41,47
PORTUGAL	3.841	12.419	223,33	8.712	21.134	142,58
GREECE	6.692	4.431	-33,79	24.344	17.241	-29,18
ANDORRA	0	15	--	0	7	--
HUNGARY	2.002	3.310	65,33	4.105	5.498	33,93
POLAND	3.180	2.219	-30,22	47.014	4.249	-90,96
ROMANIA	2.099	632	-69,89	1.443	2.474	71,45
BULGARIA	650	57	-91,23	766	56	-92,69
YUGOSLAVIA	13	6.346	48.715,38	16	561	3.406,25
UKRAINE	302	377	24,83	321	537	67,29
LITHUANIA	0	3	--	0	2	--
ESTONIA	0	273	--	0	2.137	--
CROATIA	6.199	4.967	-19,87	13.454	11.075	-17,68
MALTA	273	897	228,57	613	2.878	369,49
SLOVAKIA	559	314	-43,83	1.455	591	-59,38
SLOVENIA	312	249	-20,19	1.078	209	-80,61
CZECH REPUBLIC	430	225	-47,67	869	334	-61,57
RUSSIA FEDERATION	1.004	2.917	190,54	1.874	4.134	120,60
BARANG KIRIMAN, POS DAN YANG	2.250	0	-100,00	651	0	-100,00

TABEL 5. PERKEMBANGAN EKSPOR INDONESIA MENURUT KOMODITI DAN NEGARA TUJUAN

JENIS BARANG	BERAT BERSIH (KG)			PERUB %	NILAI FOB (US \$)		PERUB %
	JAN-JUN 2007	JAN-JUN 2008			JAN-JUN 2007	JAN-JUN 2008	
(1)	(2)	(3)	(4)	(5)	(6)	(7)	
MALAYSIA	2.250	0	-100,00	651	0	-100,00	
LAINNYA	1.391	2.231	60,39	3.955	8.960	126,55	
JAPAN	8	0	-100,00	21	0	-100,00	
CHINA	0	1.208	--	0	4.655	--	
SINGAPORE	0	910	--	0	4.300	--	
MALAYSIA	0	113	--	0	5	--	
WALLIS AND FUTUNA ISLANDS	462	0	-100,00	1.105	0	-100,00	
SPAIN	921	0	-100,00	2.829	0	-100,00	
TOTAL	160.009.201.515	184.330.813.725	15,20	53.859.903.103	70.396.377.968	30,70	

<https://www.bps.go.id>