

KATA PENGANTAR

Publikasi Statistik Impor Oktober ini merupakan kelanjutan dari publikasi sebelumnya yang diterbitkan secara bulanan oleh Badan Pusat Statistik (BPS). Publikasi ini berisi data yang merupakan hasil pengolahan dokumen, baik yang berupa soft copy maupun hard copy. Data yang disajikan dalam publikasi ini, mencakup :

- A. Impor menurut Golongan Barang HS, Golongan Barang SITC, Komoditi (HS), Negara Asal, Pelabuhan Impor, Negara Asal dan Lima Golongan Barang Utama SITC 3 digit, Komoditi tertentu dan Negara Asal Utama
- B. Impor Kawasan Berikat menurut Golongan Barang HS 2 digit, Golongan Barang SITC, Negara Asal, Provinsi dan Pelabuhan Impor

Ucapan terima kasih dan penghargaan yang setinggi-tingginya disampaikan kepada seluruh aparat Bea dan Cukai serta Bank Indonesia yang telah secara teratur dan berkesinambungan mengirimkan dokumen PIB, juga kepada PT. Pertamina yang telah memberikan data impor minyak dan gas secara rutin. Selanjutnya, kepada semua pihak yang telah banyak membantu Badan Pusat Statistik sehingga memungkinkan diterbitkannya publikasi ini, juga disampaikan terima kasih.

Akhirnya, kami mengharapkan semoga publikasi ini dapat bermanfaat bagi pemakai.

Jakarta, Januari 2009
Badan Pusat Statistik
Kepala,

DR. RUSMAN HERIAWAN
NIP. 340003999

FOREWORD

The monthly publication of import statistics, is a sequential issue from the preceding publication which developed by The BPS-Statistics Indonesia. This Publication contains the data of imports document on both softcopy and hardcopy. The data in this publication covered:

- A. Import by HS Commodity Groups, SITC Commodity Groups, Commodity (HS), Country of Origin, Port of Importation, Country of Origin and Five Major SITC Commodity Group, Certain Commodities import by Main Country of Origin
- B. Bonded Zone import by Commodity 2 Digits HS, by SITC Commodity Group, Country of Origin, by Province and port of Importation

Deeply gratitude and the highest appreciation are due to the Custom Officers and Bank of Indonesia of their contribution of regularly in sending documents, and also to PT. Pertamina for the best cooperation in supporting data of oil and gas so that BPS published this edition successfully.

Finally, it is hoped that this publication would be useful for users.

Jakarta, January 2009
BPS-Statistics Indonesia

DR. RUSMAN HERIAWAN
Director General

PENJELASAN

1. DAERAH PENCATATAN

Daerah pencatatan statistik dalam publikasi ini meliputi seluruh wilayah Republik Indonesia.

2. SUMBER DOKUMEN

Statistik dikumpulkan berdasarkan dokumen impor (Pemberitahuan Impor Barang (PIB - BC 2.0) dan Pemberitahuan Pengangkutan Barang Impor (PPBI – BC 2.3) yang diisi oleh importir. Dokumen PIB - BC 2.0 dan PPBI - BC 2.3 diterima dari Bea dan Cukai dan berlaku sejak April 1997 berdasarkan Surat Keputusan Menteri Keuangan nomor 101/KMK.05/1997 tanggal 10 Maret 1997.

3. SISTEM PERDAGANGAN

Sistem pencatatan Statistik Perdagangan Luar Negeri mempergunakan Sistem Perdagangan Umum (*the General Trade System*) atau dengan Sistem Perdagangan Khusus (*the Special Trade System*). Dalam Sistem Perdagangan Umum, Kawasan Berikat dianggap sebagai "dalam negeri", sedangkan dalam Sistem Perdagangan Khusus, dianggap sebagai "luar negeri". Sejak Januari 2008, sistem pencatatan Statistik Impor menggunakan Sistem Perdagangan Umum.

4. RUANG LINGKUP

Pencatatan Statistik Impor meliputi seluruh barang-barang yang masuk ke wilayah Indonesia.

5. KASUS KHUSUS

5.1 Sebagian impor kapal laut dan pesawat beserta suku cadangnya termasuk dalam Statistik Impor.

5.2 Barang-barang luar negeri yang diolah atau diperbaiki didalam negeri tetap dicatat sebagai barang impor, meskipun setelah barang tersebut selesai diproses akan kembali ke luar negeri (*re-ekspor*).

5.3 Barang-barang di bawah ini tidak termasuk di dalam Statistik Impor :

- a. Pakaian dan barang-barang perhiasan penumpang.
- b. Barang-barang penumpang untuk dipakai sendiri, kecuali lemari es, pesawat TV dan sebagainya.
- c. Barang-barang yang diimpor untuk keperluan perwakilan (kedutaan) suatu negara.
- d. Barang-barang untuk ekspedisi dan ekshibisi/pameran.
- e. Sebagian barang-barang yang langsung diimpor oleh angkatan bersenjata.
- f. Pembungkus/peti kemas.
- g. Uang dan surat-surat berharga.
- h. Barang-barang sebagai contoh.

6. SISTEM PENGOLAHAN

Data dalam publikasi ini mencakup dokumen PIB selama Oktober 2008 yang diterima oleh Badan Pusat Statistik sampai akhir Nopember 2008. Sistem pengolahan menggunakan *Carry Over*. Dengan metode ini dokumen-dokumen dari Bea dan Cukai ditunggu selama satu bulan setelah bulan berjalan. Dokumen-dokumen yang datang terlambat akan dimasukkan dalam bulan pengolahan berikutnya.

7. KLASIFIKASI JENIS BARANG

Penggolongan barang yang digunakan di dalam statistik impor adalah klasifikasi Barang Impor yang berdasarkan pada Buku Tarif Bea Masuk Indonesia 2007 (BTBMI 2007) yang mengacu pada amandemen keempat dari World Customs Organization (WCO) sebagai lembaga Internasional yang menyusun klasifikasi Harmonized System (HS). Disamping menggunakan HS sebagai klasifikasi jenis barang, juga digunakan Standard International Trade Classification (SITC) Revisi 4.

8. PERIODE REFERENSI

Periode penentuan impor adalah tanggal penyelesaian dokumen oleh pejabat-pejabat Bea dan Cukai yang terdapat dalam dokumen impor.

9. NILAI BARANG

Nilai barang dinyatakan dalam nilai CIF (US\$) dan nilai Kurs Oktober 2008 yang digunakan adalah US\$ 1 = Rp. 10.000,-

10. SATUAN BARANG

Berat barang impor adalah berat bersih dan dinyatakan dalam Kg.

11. NEGARA ASAL

Negara asal adalah negara dimana barang-barang tersebut dihasilkan yang dokumennya setelah diperiksa oleh pejabat Bea dan Cukai dan dinyatakan sesuai dengan peraturan yang berlaku.

EXPLANATORY NOTES

1. AREA RECORDINGS

The statistical recording area in this publication covers the entire territory of the Republic of Indonesia.

2. SOURCE OF DOCUMENTS

Statistics are compiled based on Import Declaration Form (Pemberitahuan Impor Barang (PIB-BC 2.0) or Pemberitahuan Pengangkutan Barang Impor (PPBI-BC 2.3)) of Import documents that are filled by importers. The PIB documents received from Customs and Excise, prevailing on April 1, 1997, based on Minister of Finance Decree No. 101/KMK.05/1997, March 10, 1997.

3. TRADE SYSTEM

The systems of recording Foreign Trade Statistics apply the General Trade System or the Special Trade System. In the General Trade System, the Bonded Zone is regarded as "*Domestic*", while in the Special Trade System; the Bonded Zone is regarded as "*Abroad*". Since January 2008, the systems of recording import Statistics have applied the General Trade System.

4. COVERAGE

The recording Import Statistics covers all goods entering the Indonesian territory.

5. PARTICULAR CASES

5.1 Part of importation of sea vessels and airplanes and their spare parts are included in the Import Statistics.

5.2 Overseas goods which are processed or modified in Indonesian Country are recorded as importation, although after the goods finish process will return to abroad (re-exports).

5.3 The goods here under are not included in the Import Statistics:

- a. Clothes and jewelry of passengers.
- b. Luggage of passengers of own use, except refrigerators, television sets, etc.
- c. Goods imported for the use of foreign countries representations (embassies).
- d. Goods for expeditions and exhibition shows.
- e. A part of the goods directly imported by armed forces.
- f. Packing's containers to be refilled.
- g. Bank notes and securities.

h. Sample goods.

6. PROCESSING SYSTEM

The data in this publication covers documents of October 2008 were received by the BPS to the end of November, 2008. The documents are processed using a carry over system. The deadline for the acceptance of documents of a certain month is one month after the reference period, which means the end of the following month. The documents accepted after the deadline is considered as the document of the following month.

7. COMMODITY CLASSIFICATION

The classification of goods in this publication applies the 2007 Indonesia's Tariff Classification, based on fourth amendment from World Customs Organization (WCO) as an International Organization who arranged the Classification of Harmonized System (HS). Besides applying the HS, the Standard International Trade Classification (SITC) Revised 4 is also applied in the classification of goods.

8. REFERENCE PERIOD

The period of import determination is the date of settlement/completion by the Customs and Excise Officials as stated in the Import documents.

9. COMMODITY VALUATION

The values recorded, are the CIF value (US\$). The exchange rate use for October 2008, US\$ 1 = Rp. 10,000,-

10. UNIT OF COMMODITY

The net weight of imported goods are presented to Kg.

11. COUNTRY OF ORIGIN

Country of origin is the country in which the goods have been produced, after being verified by Customs and Excise Officials, pursuant to the prevailing regulations

DAFTAR ISI/CONTENTS

		Halaman/Page
	KATA PENGANTAR/FOREWORD	iii-iv
	PENJELASAN/EXPLANATORY NOTES	v-viii
	DAFTAR ISI/CONTENTS	ix
	RINGKASAN/SUMMARY	xi-xix
Tabel/Table	I-1. Import Menurut Golongan Barang HS/ <i>Import by HS Commodity Groups</i>	
	A. Menurut 21 Golongan Barang HS/ <i>By 21 HS Commodity Groups</i>	1
	B. Menurut Golongan Barang 2 Dijiit HS/ <i>By Commodity Groups 2 Digit Code HS</i>	2
	C. Menurut 40 Golongan Barang HS Terbesar/ <i>By 40 Biggest Commodities 10 Digit HS Code</i>	3
Tabel/Table	I-2. Impor Menurut Golongan Barang SITC/ <i>Import by SITC Commodity Groups</i>	4-8
Tabel/Table	I-3. Impor Menurut Komoditi (HS)/ <i>Import by Commodity (HS)</i>	9-115
Tabel/Table	I-4. Impor Menurut Negara Asal/ <i>Import by Country of Origin</i>	116-118
Tabel/Table	I-5. Impor Menurut Pelabuhan Impor/ <i>Import by Port of Importation</i>	119-122
Tabel/Table	I-6. Impor Menurut Negara Asal dan Lima Golongan Barang (SITC) Utama/ <i>Import by Country of Origin and Five Major SITC Commodity Group</i>	123-147
Tabel/Table	I-7. Impor Komoditi Tertentu Menurut Negara Asal Utama/ <i>Certain Commodities Import by Main Country of Origin</i>	148-151
Tabel/Table	K1. Import Kawasan Berikat Menurut Golongan Barang 2 Dijiit HS/ <i>Bonded Zone Import by Commodity 2 Digits HS</i>	152-153
Tabel/Table	K2. Impor Kawasan Berikat Menurut Golongan Barang SITC/ <i>Bonded Zone Import by SITC Commodity Group</i>	154-158
Tabel/Table	K3. Impor Kawasan Berikat Menurut Negara Asal/ <i>Bonded Zone Import by Country of Origin</i>	159-161
Tabel/Table	K4. Impor Kawasan Berikat Menurut Provinsi dan Pelabuhan Impor/ <i>Bonded Zone Import by Province and Port of Importation</i>	162-163

<https://www.bps.go.id>

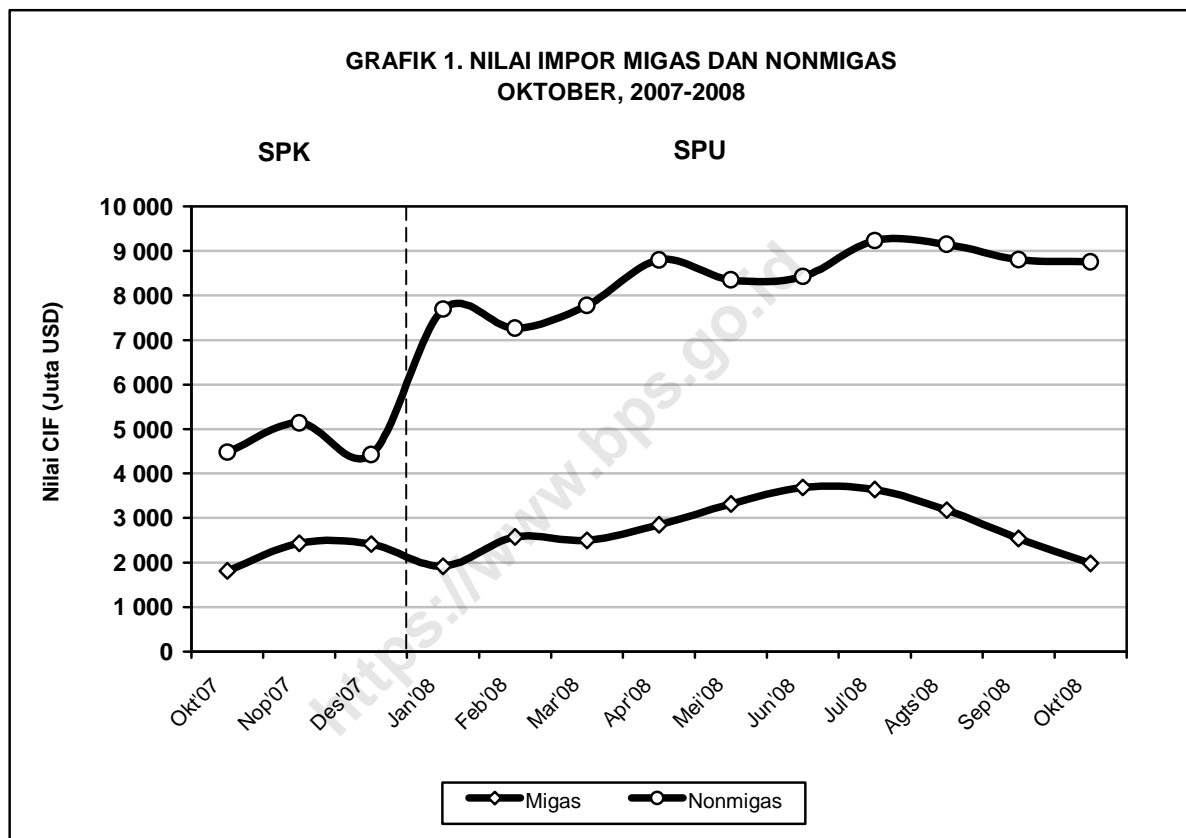
RINGKASAN

Pada Oktober 2008 nilai impor mencapai USD 10.732,5 juta yang terdiri dari impor melalui Kawasan Berikat sebesar USD 1.785,1 juta (16,63 persen) dan di Luar Kawasan Berikat sebesar USD 8.947,4 juta (83,37 persen). Nilai impor migas Indonesia mencapai USD 1.977,7 juta atau 18,43 persen dari total impor Indonesia. Sedangkan nilai impor nonmigas mencapai USD 8.754,8 juta dan memberikan peranan sebesar 81,57 persen terhadap total impor Indonesia.

**TABEL 1. IMPOR MIGAS DAN NONMIGAS
OKTOBER, 2007-2008**

Tahun/Bulan	Migas		Nonmigas		Total	
	Indonesia	Kawasan	Indonesia	Kawasan	Indonesia	Kawasan
Nilai CIF (Juta USD)						
Sistem Perdagangan Khusus						
2007	Oktober	1 810,3	---	4 475,7	---	6 286,0
	Nopember	2 436,2	---	5 137,9	---	7 574,1
	Desember	2 417,7	---	4 420,1	---	6 837,8
Sistem Perdagangan Umum						
2008	Januari	1 918,5	10,6	7 689,6	2 096,1	9 608,1
	Februari	2 576,9	11,4	7 266,0	1 960,2	9 842,9
	Maret	2 499,8	8,1	7 776,9	2 299,6	10 276,7
	April	2 851,1	20,8	8 795,6	2 273,6	11 646,7
	Mei	3 315,3	17,5	8 348,9	1 978,0	11 664,2
	Juni	3 685,9	49,4	8 424,6	2 195,1	12 110,5
	Juli	3 639,1	23,2	9 230,7	2 039,3	12 869,8
	Agustus	3 177,1	36,4	9 149,1	1 971,6	12 326,2
	September	2 539,1	5,0	8 803,7	1 935,0	11 342,8
	Oktober	1 977,7	5,3	8 754,8	1 779,8	10 732,5
Peranan Terhadap Total Impor (%)						
Sistem Perdagangan Khusus						
2007	Oktober	28,80	---	71,20	---	100,00
	Nopember	32,16	---	67,84	---	100,00
	Desember	35,36	---	64,64	---	100,00
Sistem Perdagangan Umum						
2008	Januari	19,97	0,50	80,03	99,50	100,00
	Februari	26,18	0,58	73,82	99,42	100,00
	Maret	24,32	0,35	75,68	99,65	100,00
	April	24,48	0,91	75,52	99,09	100,00
	Mei	28,42	0,88	71,58	99,12	100,00
	Juni	30,44	2,20	69,56	97,80	100,00
	Juli	28,28	1,12	71,72	98,88	100,00
	Agustus	25,78	1,81	74,22	98,19	100,00
	September	22,39	0,26	77,61	99,74	100,00
	Oktober	18,43	0,30	81,57	99,70	100,00

Dari total nilai impor migas Indonesia, impor melalui Kawasan Berikat hanya sebesar USD 5,3 juta atau 0,27 persen, sedangkan sisanya sebanyak USD 1.972,4 juta (99,73 persen) di Luar Kawasan Berikat. Sementara itu, nilai impor nonmigas di Luar Kawasan Berikat mencapai USD 6.975,0 juta atau 79,67 persen dan yang melalui Kawasan Berikat sebesar USD 1.779,8 juta (20,33 persen).



Keterangan : SPK = Sistem Perdagangan Khusus
SPU = Sistem Perdagangan Umum

Dilihat dari peranannya, selama tiga belas bulan terakhir impor migas memberikan kontribusi rata-rata 26,54 persen per bulan dan impor nonmigas sebesar 73,46 persen per bulan. Sementara itu, pada Oktober 2008 peranan impor migas mencapai 18,43 persen yang berarti angka tersebut berada di bawah rata-rata. Sebaliknya peranan impor nonmigas berada di atas rata-rata yaitu 81,57 persen.

Dengan diterapkannya Sistem Perdagangan Umum (General Trade System) dalam pencatatan statistik impor, secara keseluruhan nilai impor barang yang tercatat mengalami

kenaikan yang nyata (signifikan).

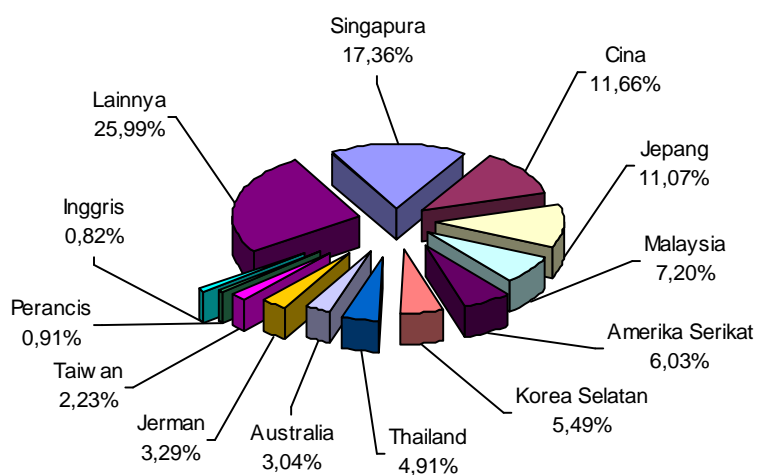
**TABEL 2. PERKEMBANGAN IMPOR MIGAS DAN NONMIGAS
JANUARI-OKTOBER, 2004-2008**

Bulan/ Tahun	Nilai(JutaUSD)			Peranan (%)			
	Migas	Nonmigas	Total	Migas	Nonmigas	Total	
Jan-Okt :							
SPK:	2004	9 342,0	28 314,4	37 656,4	24,81	75,19	100,00
	2005	14 855,4	33 865,3	48 720,7	30,49	69,51	100,00
	2006	16 208,1	34 079,0	50 287,1	32,23	67,77	100,00
	2007	17 078,8	42 982,6	60 061,4	28,44	71,56	100,00
SPU:	2008	28 180,5	84 239,9	112 420,4	25,07	74,93	100,00

Keterangan : SPK = Sistem Perdagangan Khusus
SPU = Sistem Perdagangan Umum

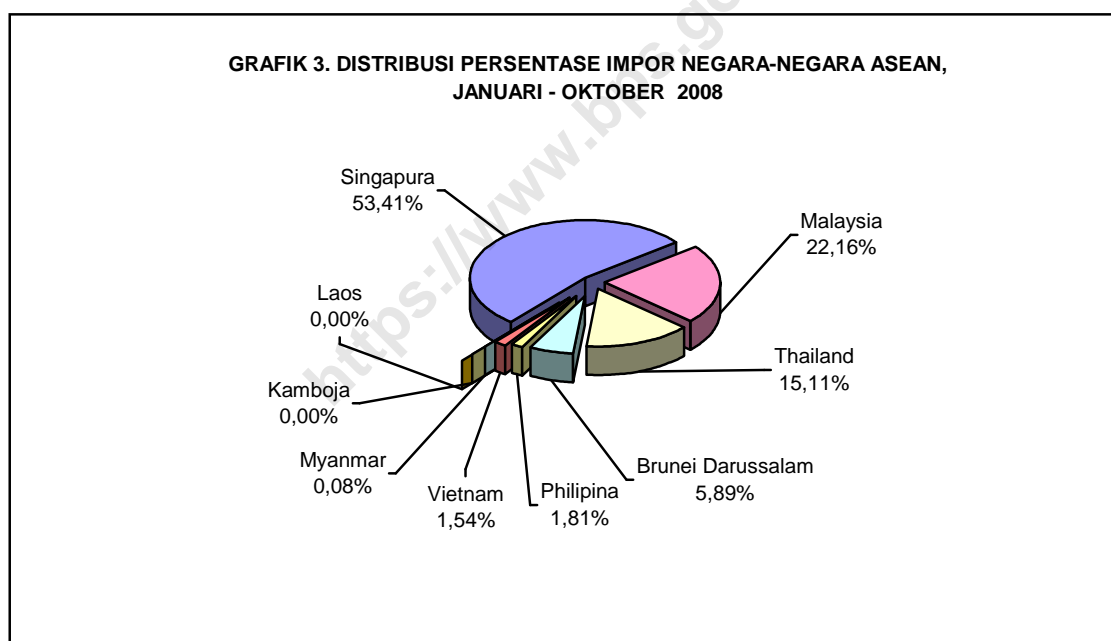
Impor migas Januari-Oktober 2008 sebesar 28.180,5 juta atau lebih tinggi daripada rata-rata migas Januari-Oktober periode 2004-2007 yang sebesar USD 14.371,1 juta. Sedangkan rata-rata impor nonmigas Januari-Oktober periode 2004-2007 sebesar USD 34.810,3 juta atau lebih rendah dibanding impor nonmigas Januari-Oktober 2008 yang sebesar USD 84.239,9 juta. Dilihat dari nilainya, selama Januari-Oktober pada periode 2004-2008 di dominasi oleh impor nonmigas dengan rata-rata peranan sebesar 71,79 persen per tahun. Dengan demikian dapat disimpulkan bahwa perekonomian Indonesia selama ini masih bertumpu pada sektor nonmigas.

**GRAFIK 2. DISTRIBUSI PERSENTASE IMPOR DARI
DUA BELAS NEGARA UTAMA, JANUARI - OKTOBER 2008**



Dari keseluruhan nilai impor pada Januari - Oktober 2008, 74,01 persen berasal dari dua belas negara utama. Singapura menempati posisi pertama, yaitu 17,36 persen dari total impor Indonesia, diikuti oleh Cina (11,66 persen), Jepang (11,07 persen), Malaysia (7,20 persen), Amerika Serikat (6,03 persen), Korea Selatan (5,50 persen), Thailand (4,91 persen), Australia (3,04 persen), Jerman (2,40 persen), Taiwan (2,23 persen), Perancis (0,91 persen), dan Swedia (0,82 persen).

Impor terbesar pada Januari-Oktober 2008 berasal dari sembilan negara kelompok APEC Lainnya yakni mencapai 36,13 persen atau sebesar USD 40.615,6 juta. Kelompok negara ASEAN berada di urutan berikutnya dengan peranan sebesar 32,50 persen (USD 36.533,0), kemudian diikuti negara-negara kelompok Uni Eropa 7,78 persen (USD 8.750,8 juta), negara kelompok NAFTA sebesar 7,59 persen (USD 8.527,4 juta), dan kelompok negara lainnya menyumbang 16,00 persen (USD 17.993,5 juta).



Jika dilihat impor Indonesia dari kelompok ASEAN, selama Januari-Oktober 2008 peranan impor yang paling tinggi adalah dari *Singapura* dengan peranan sebesar 53,41 persen dari total impor ASEAN. *Malaysia* menempati urutan kedua sebesar 22,16 persen, diikuti oleh *Thailand* (15,10 persen), *Brunei Darussalam* (5,90 persen), *Philipina* (1,81 persen), *Vietnam* (1,54 persen), sementara peranan impor dari *Myanmar*, *Kamboja* dan *Laos* masih di bawah satu persen.

Dari kelompok negara Uni Eropa, selama Januari-Oktober 2008 peranan impor yang paling tinggi adalah dari *Jerman* dengan peranan sebesar 30,78 persen dari total impor Uni

Eropa. *Perancis* menempati urutan kedua dengan peranan 11,74 persen, diikuti oleh *Inggris* (10,58 persen), *Swedia* (10,49 persen), dan *Italia* (9,66 persen).

**TABEL 3. NILAI DAN PERANAN IMPOR
DARI KELOMPOK NEGARA ASEAN, NAFTA, DAN UNI EROPA
JANUARI - OKTOBER 2007 DAN 2008**

KELOMPOK NEGARA	Januari - Oktober 2007		Januari - Oktober 2008	
	Nilai (Juta USD)	Peranan (%)	Nilai (Juta USD)	Peranan (%)
APEC				
ASEAN	19 026,0	31,68	36 533,0	32,50
Thailand	3 561,6	5,93	5 518,5	4,91
Singapura	8 022,9	13,36	19 511,8	17,36
Philipina	297,5	0,50	661,4	0,59
Malaysia	4 714,7	7,85	8 094,9	7,20
Myanmar	27,4	0,05	28,8	0,03
Kamboja	1,2	0,00	1,6	0,00
Brunei Darussalam	1 488,0	2,48	2 153,7	1,92
Laos	2,9	0,00	0,2	0,00
Vietnam	909,8	1,51	562,1	0,50
NAFTA	4 905,2	8,17	8 527,4	7,59
Amerika Serikat	3 977,4	6,62	6 776,9	6,03
Kanada	871,2	1,45	1 624,0	1,44
Meksiko	56,6	0,10	126,5	0,11
NEGARA APEC LAINNYA	19 548,9	32,55	40 615,6	36,13
Jepang	5 315,2	8,85	12 445,3	11,07
Hongkong	341,1	0,57	2 080,5	1,85
Korea Selatan	2 754,9	4,59	6 177,6	5,50
Taiwan	1 204,8	2,01	2 510,6	2,23
Cina	6 926,8	11,53	13 107,7	11,66
Papua New Guinea	9,3	0,01	18,3	0,02
Australia	2 438,8	4,06	3 415,7	3,04
Selandia Baru	402,9	0,67	636,6	0,57
Chili	155,1	0,26	223,3	0,20
UNI EROPA	6 143,6	10,23	8 750,8	7,78
Jerman	1 631,3	2,72	2 693,6	2,40
Perancis	1 052,0	1,75	1 027,4	0,91
Inggris	510,9	0,85	926,1	0,82
Swedia	670,2	1,12	918,0	0,82
Italia	526,4	0,88	845,0	0,75
Belgia	280,0	0,47	548,3	0,49
Belanda	373,3	0,62	526,3	0,47
Finlandia	295,0	0,49	326,2	0,29
Austria	110,1	0,18	312,5	0,28
Spanyol	197,0	0,33	224,8	0,20
Denmark	77,7	0,13	85,1	0,07
Irlandia	157,2	0,26	79,3	0,07
Polandia	89,1	0,15	64,2	0,06
Cheska	49,5	0,08	52,0	0,05
Hungaria	19,7	0,03	25,4	0,02
UNI EROPA LAINNYA	104,2	0,17	96,6	0,08
LAINNYA	10 437,8	17,37	17 993,5	16,00

TOTAL IMPOR	60 061,5	100,00	112 420,3	100,00
--------------------	-----------------	---------------	------------------	---------------

**TABEL 4. IMPOR MENURUT GOLONGAN PENGGUNAAN BARANG
JANUARI – OKTOBER 2002 - 2008**

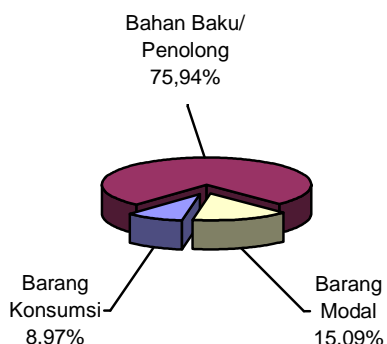
Bulan/ Tahun	Nilai (Juta USD)				Peranan (%)				
	Barang Konsumsi	Bahan Baku/ Penolong	Barang Modal	Total	Barang Konsumsi	Bahan Baku/ Penolong	Barang Modal	Total	
Jan-Okt :									
SPK:	2004	3 106,5	29 375,9	5 174,0	37 656,4	8,25	78,01	13,74	100,00
	2005	3 856,3	37 976,7	6 887,7	48 720,7	7,92	77,95	14,14	100,00
	2006	3 794,0	39 103,5	7 389,6	50 287,1	7,54	77,76	14,69	100,00
	2007	5 389,7	45 612,0	9 059,8	60 061,5	8,97	75,94	15,09	100,00
SPU:	2008	7 308,0	87 774,3	17 338,0	112 420,3	6,50	78,08	15,42	100,00

Keterangan : SPK = Sistem Perdagangan Khusus
SPU = Sistem Perdagangan Umum

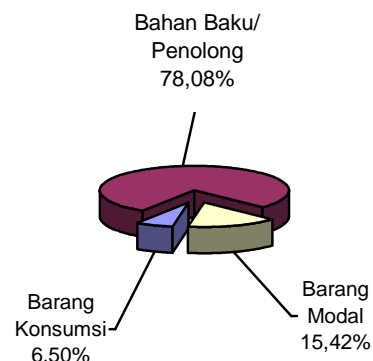
Rata-rata nilai impor Januari-Oktober periode 2004-2007 adalah sebesar USD 49.181,4 juta dengan rata-rata nilai impor barang konsumsi dan peranannya selama empat tahun tersebut mencapai USD 4.036,6 juta (8,17 persen), impor *bahan baku/penolong* sebesar USD 38.017,0 juta (77,42 persen), dan impor *barang modal* sebesar USD 7.127,8 juta (14,41 persen). Sedangkan Januari-Oktober 2008, barang konsumsi, bahan baku/penolong, dan barang modal masing-masing memberikan kontribusi sebesar 6,50 persen, 78,08 persen, dan 15,42 persen dari total impor Indonesia.

**GRAFIK 5. PERSENTASE NILAI IMPOR INDONESIA
MENURUT GOLONGAN PENGGUNAAN BARANG
JANUARI – OKTOBER 2007 DAN 2008**

Januari-Oktober 2007



Januari-Oktober 2008



Dilihat dari peranannya selama Januari-Oktober periode 2004-2008, rata-rata peranan tertinggi diberikan oleh impor bahan baku/penolong yaitu 77,55 persen, diikuti oleh rata-rata impor barang modal sebesar 14,61 persen dan rata-rata impor bahan konsumsi sebesar 7,84 persen. Sementara itu, peran barang konsumsi yang tertinggi dicapai di tahun 2007 yaitu sebesar 8,97 persen. Golongan bahan baku/penolong memberikan peranan tertinggi di tahun 2008 sebesar 78,08 persen, sedangkan golongan barang modal peran tertingginya dicapai pada tahun 2008 sebesar 15,42 persen.

Jika dibandingkan dengan periode tahun sebelumnya, peranan nilai impor *bahan baku/penolong* dan *barang modal* terhadap keseluruhan nilai impor pada Januari-Oktober 2008 mengalami peningkatan masing-masing dari 75,94 persen menjadi 78,08 persen (naik 2,14 poin) dan dari 15,09 persen menjadi 15,42 persen (naik 0,33 poin). Sebaliknya impor *barang konsumsi* menurun dari 8,97 persen menjadi 6,50 persen (turun 2,47 poin).

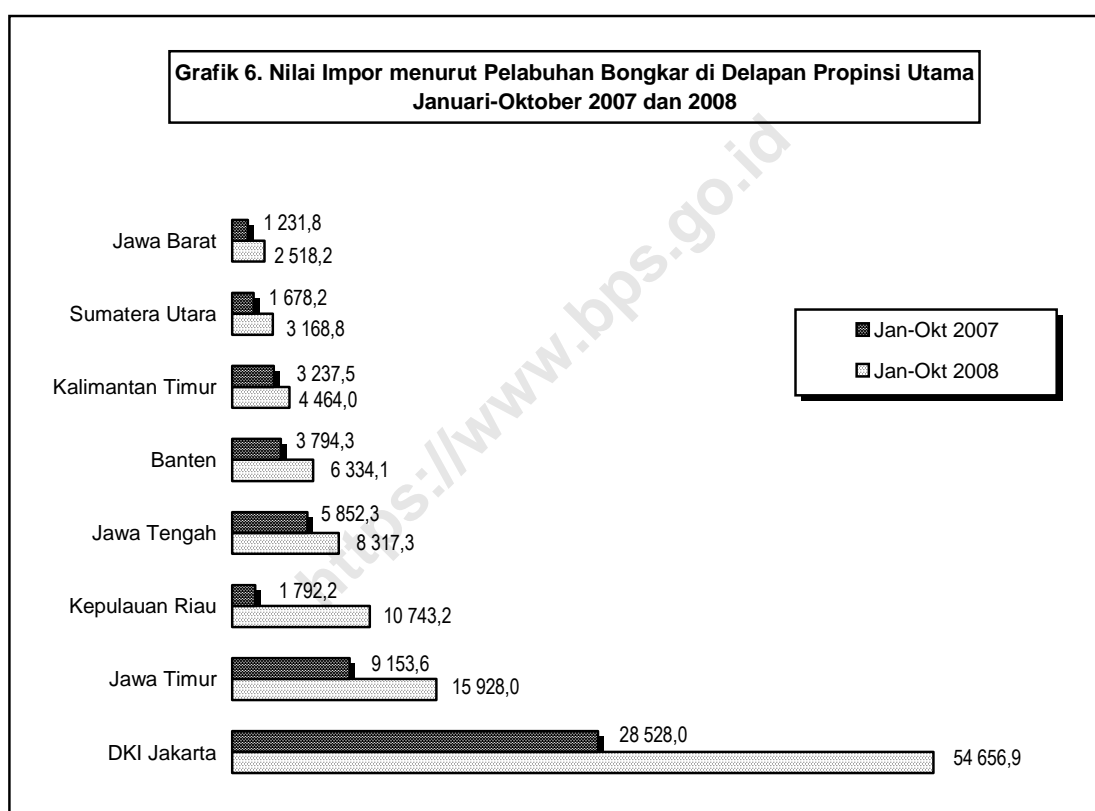
Menurut golongan barang SITC (Standard International Trade Classification) 1 digit, kelompok barang utama impor selama Januari-Oktober 2008 adalah kelompok *mesin dan alat angkutan* dengan nilai sebesar USD 35.607,3 juta dan memberikan peran sebesar 31,67 persen dari total impor Indonesia Januari-Oktober 2008. Jika dibandingkan dengan periode yang sama tahun sebelumnya, peranan impor kelompok ini mengalami peningkatan sebesar 6,20 poin dari 25,47 persen menjadi 31,67 persen.

TABEL 5. IMPOR MENURUT SITC-1 DIJIT
JANUARI - OKTOBER 2007 DAN 2008

SITC	Golongan Barang	Januari - Oktober 2007		Januari - Oktober 2008	
		Nilai (Juta USD)	Peranan (%)	Nilai (Juta USD)	Peranan (%)
0	Bahan Makanan dan Binatang Hidup	5 772,2	9,61	6 973,1	6,20
1	Minuman dan Tembakau	260,8	0,43	373,7	0,33
2	Bahan Baku dan Hasil Tambang	3 646,6	6,07	6 348,3	5,65
3	Minyak dan Bahan Bakar Mineral	17 129,1	28,52	28 266,0	25,14
4	Minyak Nabati dan Hewani	70,2	0,12	113,1	0,10
5	Bahan Kimia dan produknya	8 328,5	13,87	14 137,3	12,58
6	Barang-barang Buatan Pabrik	7 911,5	13,17	17 421,0	15,50
7	Mesin dan Alat Angkutan	15 297,1	25,47	35 607,3	31,67
8&9	Lainnya	1 645,5	2,74	3 180,5	2,83
Total Impor		60 061,5	100,00	112 420,3	100,00

Impor kelompok barang SITC 1 dijit yang terbesar berikutnya adalah *minyak dan bahan bakar mineral* dengan nilai USD 28.266,0 juta dengan peran sebesar 25,14 persen, diikuti oleh *barang-barang buatan pabrik* sebesar USD 17.421,0 juta (15,50 persen). Selanjutnya yaitu *bahan kimia dan produknya* sebesar USD 14.137,3 juta (12,58 persen), *bahan makanan dan binatang hidup* sebesar USD 6.973,1 juta (6,20 persen), *bahan baku dan hasil tambang* sebesar USD 6.348,3 juta (5,65 persen), *kelompok barang lainnya* sebesar USD 3.180,5 juta (2,83 persen), *minuman dan tembakau* sebesar USD 373,7 juta (0,33 persen), dan *minyak nabati dan hewani* sebesar USD 113,1 juta (0,10 persen).

Selama Januari-Oktober 2008, pelabuhan di DKI Jakarta membongkar barang impor terbesar dibanding dengan pelabuhan di propinsi lain, yaitu sebesar USD 54.656,9 juta atau 48,62 persen dari total impor Indonesia. Propinsi dengan impor terbesar kedua adalah Jawa Timur yang mencapai USD 15.928,0 juta (14,17 persen), diikuti Kepulauan Riau USD 10.743,2 juta (9,56 persen), Jawa Tengah USD 8.317,3 juta (7,40 persen), dan Banten USD 6.334,1 juta (5,64 persen). Kemudian nilai impor yang masuk melalui propinsi Kalimantan Timur, Sumatera Utara, dan Jawa Barat masing-masing sebesar USD 4.464,0 juta, USD 3.168,8 juta, dan USD 2.518,2 juta. Sementara nilai impor ke propinsi lainnya masih berada di bawah USD 1,5 milyar.



Dibandingkan periode yang sama tahun 2007, delapan propinsi utama diatas mengalami perubahan peranan. Empat propinsi mengalami perubahan peran positif atau meningkat yaitu propinsi Kepulauan Riau sebesar 6,58 poin, DKI Jakarta 1,12 poin, Jawa Barat sebesar 0,19 poin, dan Sumatera Utara 0,03 poin. Sementara empat propinsi lainnya mengalami perubahan negatif atau menurun yaitu Jawa Tengah 2,34 poin, Kalimantan Timur 1,42 poin, Jawa Timur sebesar 1,07 poin, dan Banten 0,68 poin.

**TABEL 6. NILAI DAN PERANAN IMPOR MENURUT PROPINSI¹⁾
JANUARI - OKTOBER 2007 DAN 2008**

Propinsi	Januari-Oktober 2007		Januari-Oktober 2008	
	Nilai (Juta USD)	Peranan (%)	Nilai (Juta USD)	Peranan (%)
Nanggroe Aceh Darussalam	27,6	0,05	16,8	0,02
Sumatera Utara	1 678,2	2,79	3 168,8	2,82
Sumatera Barat	67,2	0,11	426,2	0,38
Riau	733,9	1,22	1 416,5	1,26
Jambi	154,8	0,26	134,5	0,12
Sumatera Selatan	151,8	0,25	182,2	0,16
Bengkulu	3,8	0,01	3,0	0,00
Lampung	1 460,6	2,43	869,4	0,77
Bangka Belitung	21,2	0,04	37,8	0,03
Kepulauan Riau	1 792,2	2,98	10 743,2	9,56
DKI Jakarta	28 528,0	47,50	54 656,9	48,62
Jawa Barat	1 231,8	2,05	2 518,2	2,24
Jawa Tengah	5 852,3	9,74	8 317,3	7,40
D I Yogyakarta	0,1	0,00	0,5	0,00
Jawa Timur	9 153,6	15,24	15 928,0	14,17
Banten	3 794,3	6,32	6 334,1	5,64
B a l i	420,5	0,70	662,6	0,59
Nusa Tenggara Barat	189,1	0,32	209,3	0,19
Nusa Tenggara Timur	17,6	0,03	2,7	0,00
Kalimantan Barat	76,9	0,13	81,8	0,07
Kalimantan Tengah	35,2	0,06	36,0	0,03
Kalimantan Selatan	236,2	0,39	307,5	0,27
Kalimantan Timur	3 237,5	5,39	4 464,0	3,97
Sulawesi Utara	19,1	0,03	24,3	0,02
Sulawesi Tengah	0,3	0,00	4,0	0,00
Sulawesi Selatan	440,4	0,73	691,3	0,62
Sulawesi Tenggara	0,0	0,00	0,4	0,00
Gorontalo	5,1	0,01	0,0	0,00
Maluku	5,1	0,01	113,5	0,10
Maluku Utara	4,1	0,01	0,0	0,00
Papua Barat	7,9	0,01	0,4	0,00
Papua	715,1	1,19	1 069,1	0,95
TOTAL IMPOR	60 061,5	100,00	112 420,3	100,00

Keterangan : *) = melalui pelabuhan bongkar yang terdapat di propinsi

I-1. IMPOR MENURUT GOLONGAN BARANG HS / IMPORT BY HS COMMODITY GROUPS
A. MENURUT 21 GOLONGAN BARANG (HS) / BY 21 HS COMMODITY GROUP
***** OKTOBER / OCTOBER 2008 *****

H S	Uraian golongan barang <i>Group description</i>	Berat bersih / Net weight (Kg)		Nilai / Value C.I.F (U S \$)	
		Bulan ini	Kumulatif	Bulan ini	Kumulatif
		<i>Current month</i>	<i>Cum. Jan. to date</i>	<i>Current month</i>	<i>Cum. Jan. to date</i>
I	Live animals; animal product	53.501.112	579.190.726	113.344.941	1.381.511.098
II	Vegetable products	778.417.406	7.635.690.402	397.970.419	3.817.201.311
III	Fats, oils, waxes of animal/vegetable	4.656.149	73.733.957	9.100.611	125.320.402
IV	Foodstuffs,beverages,spirits and tobacco	311.334.580	4.381.256.311	262.212.500	3.000.693.919
IX	Wood and its articles,plaiting materials	48.755.196	619.138.960	27.237.989	302.565.906
V	Mineral products	3.702.267.631	39.093.968.935	2.117.192.003	29.374.146.324
VI	Prod. of chemical or allied industries	1.006.696.932	10.486.026.119	1.199.603.670	11.227.925.115
VII	Plastics, rubber and articles there of	178.123.268	2.057.648.037	465.675.185	4.707.044.885
VIII	Raw hides, skins, leather and articles	4.517.122	66.137.872	44.362.207	357.705.266
X	Pulp, paper and articles there of	312.530.007	3.399.057.340	235.144.270	2.221.504.854
XI	Textiles & textile articles	121.583.287	1.325.116.885	427.504.549	4.335.623.873
XII	Footwear, umbrellas, artificial flowers	4.517.122	58.822.999	16.767.469	165.720.205
XIII	Cement, plaster, glass, ceramic products	63.415.155	696.778.435	53.108.788	551.289.313
XIV	Pearls & precious/semiprecious stones	359.581	3.271.123	6.581.548	66.210.561
XIX	Arms and amunition; parts & accesories	4.245	93.290	741.882	11.513.846
XV	Base metals and articles there of	881.201.307	11.130.555.204	1.346.273.031	13.238.771.211
XVI	Machinery,electric,electronic equipments	264.259.081	2.581.145.045	2.919.477.846	27.947.186.903
XVII	Vechiles, aircraft, and vessels	105.726.775	1.266.634.368	909.047.812	7.756.529.963
XVIII	Optical,photographic,musical instruments	6.847.333	71.010.913	130.336.997	1.217.882.438
XX	Miscellaneous manufactures articles.	15.938.169	191.963.242	50.648.092	612.571.739
XXI	Works of art,antiques special provisions	51.422	698.199	114.975	1.392.890
TOTAL IMPORT		7.867.576.749	85.717.938.362	10.732.446.784	112.420.312.022

I-1. IMPOR MENURUT GOLONGAN BARANG (HS) / IMPORT BY HS COMMODITY GROUPS
B. MENURUT GOLONGAN BARANG 2 DIJIT HS / BY COMMODITY 2 DIGITS HS
***** OKTOBER / OCTOBER 2008 *****

H S	Uraian golongan barang <i>Group description</i>	Berat bersih / Net weight (Kg)		Nilai / Value C.I.F (U S \$)	
		Bulan ini	Kumulatif	Bulan ini	Kumulatif
		<i>Current month</i>	<i>Cum. Jan. to date</i>	<i>Current month</i>	<i>Cum. Jan. to date</i>
01	Live animals	16.189.350	163.668.354	32.214.583	308.882.977
02	Meat and edible meat offal	7.483.524	84.492.494	15.967.728	181.731.182
03	Fish and crustaceans	12.765.175	98.652.819	10.655.206	88.697.141
04	Dairy products, bird's eggs, natural honey	16.598.709	223.934.621	52.639.349	780.430.045
05	Products of animal origin	464.354	8.442.438	1.868.075	21.769.753
06	Live trees and other plants	33.269	481.930	93.543	674.258
07	Edible vegetables and certain roots and tubers	21.092.762	635.047.700	10.154.438	264.469.086
08	Edible fruits and nuts	24.245.789	423.750.018	23.512.854	395.365.895
09	Coffee, tea, mate, and spices	4.688.716	37.221.795	4.461.543	43.027.955
10	Cereals	546.104.477	4.615.256.020	242.580.401	2.011.716.132
11	Products of the milling industry; malt, starches	74.254.437	782.022.828	36.027.405	376.930.570
12	Oil seeds and oleaginous fruits; grains,seed, and fruits	107.282.625	1.133.472.874	77.796.250	687.234.005
13	Lac; gums; resins and other vegetable saps and extracts	687.336	7.902.828	3.286.996	37.170.785
14	Vegetable plaiting materials; vegetable products	27.995	534.409	56.989	612.625
15	Animal or vegetable oils/fats and their cleavage products	4.656.149	73.733.957	9.100.611	125.320.402
16	Preparations of meat/fish/crustaceans/mollucs or other aquatic	703.148	8.858.822	1.436.821	15.750.802
17	Sugar and sugar confectionery	38.348.937	1.034.265.329	19.464.024	404.556.789
18	Cocoa and cocoa preparations	2.523.040	48.355.222	4.284.278	108.173.364
19	Preparations of cereals, flour, starch or milk; pastrycooks' products	5.061.736	54.461.872	10.942.975	106.733.970
20	Preparations of vegetables, fruits, nuts or other part of plants	4.234.282	46.432.491	5.248.054	53.495.444
21	Miscellaneous edible preparations	13.653.171	126.033.788	52.561.582	430.121.651
22	Beverages, spirit, and vinegar	9.379.073	95.970.030	7.298.392	67.889.010
23	Residues and waste from the food industries	231.952.176	2.896.622.127	135.030.719	1.506.780.055
24	Tobacco and manufactured tobacco substitutes	5.479.017	70.256.630	25.945.655	307.192.834
25	Salts; sulphur; earths and stone; plastering materials, lime and	679.006.467	6.238.599.089	82.996.925	691.543.536
26	Ores, slag, and ash	146.668.783	2.076.791.785	37.376.342	389.147.245
27	Mineral fuels, mineral oils and products of their distillation	2.876.592.381	30.778.578.061	1.996.818.736	28.293.455.543
28	Inorganic chemicals	199.901.468	2.368.429.671	154.196.901	1.247.866.289
29	Organic chemicals	275.351.137	2.842.938.655	420.560.563	4.663.044.273
30	Pharmaceutical products	1.138.289	16.948.341	27.522.891	286.994.902
31	Fertilizers	431.301.613	4.153.226.773	317.339.499	2.069.808.318
32	Tanning or dyeing extracts	26.603.772	284.158.059	60.874.060	701.032.489
33	Essential oils and resinoids; perfumery, cosmetic or toilet preparatio	5.708.914	61.444.467	44.449.896	480.403.845
34	Soap, organic surface-active agents, washing, and lubricating	13.489.408	171.972.174	35.507.156	376.382.710
35	Albuminoid substances; modified starches; glues; enzymes	12.213.186	144.783.504	20.511.757	246.504.258
36	Explosives; pyrotechnic products; matches; certain combustible	1.621.064	11.259.021	5.523.600	53.808.504
37	Photographic and cinematographic goods	1.322.414	12.406.490	6.829.915	71.334.038
38	Miscellaneous chemical products	38.045.667	418.458.964	106.287.432	1.030.745.489
39	Plastics and articles thereof	142.324.611	1.683.422.506	333.238.146	3.500.693.565
40	Rubber and articles thereof	35.798.657	374.225.531	132.437.039	1.206.351.320

I-1. IMPOR MENURUT GOLONGAN BARANG (HS) / IMPORT BY HS COMMODITY GROUPS
B. MENURUT GOLONGAN BARANG 2 DIJIT HS / BY COMMODITY 2 DIGITS HS
***** OKTOBER / OCTOBER 2008 *****

H S	Uraian golongan barang <i>Group description</i>	Berat bersih / <i>Net weight (Kg)</i>		Nilai / <i>Value C.I.F (U S \$)</i>	
		Bulan ini <i>Current month</i>	Kumulatif <i>Cum. Jan. to date</i>	Bulan ini <i>Current month</i>	Kumulatif <i>Cum. Jan. to date</i>
41	Raw hides, skins, and leather	5.778.603	49.080.874	37.948.321	290.879.656
42	Articles of leather; saddlery and harness; travel goods and similar	1.609.298	16.980.588	6.386.131	65.619.015
43	Furskins and artificial fur; manufactures thereof	3.090	76.410	27.755	1.206.595
44	Wood and articles of wood; wood charcoal	48.685.503	618.253.487	26.985.042	300.159.073
45	Cork and articles of cork	33.707	373.548	121.085	1.194.576
46	Manufactured of straw or other plaiting materials; basketware and	35.986	511.925	131.862	1.212.257
47	Pulp of wood or of other fibrous cellulosic material; recovered	259.504.947	2.879.147.407	130.853.705	1.317.082.225
48	Paper and paperboard; articles of paper pulp or of	52.309.319	514.571.202	94.895.354	845.101.179
49	Printed books, newspapers, pictures, and other products of printing	715.741	5.338.731	9.395.211	59.321.450
50	Silk	148.149	1.453.490	1.100.130	11.639.793
51	Wool, fine or coarse animal hair; horse hair yarn, woven fabrics of	286.809	4.507.290	4.950.472	53.790.345
52	Cotton	69.957.867	730.873.243	171.757.548	1.684.378.929
53	Other vegetable textile fibres; paper yarns and woven fabrics of	1.697.871	16.244.228	2.317.785	28.449.678
54	Man-made filaments	9.792.313	117.815.055	55.911.331	612.699.703
55	Man-made staple fibres	14.834.032	187.936.472	47.926.507	525.277.804
56	Wadding, felt, and non-wovens	4.185.323	44.510.305	14.571.926	137.718.503
57	Carpets and other textile floor coverings	1.270.164	11.479.344	5.502.412	21.890.349
58	Special woven fabrics; tufted textile fabrics; lace; tapestries; embro	1.806.708	19.123.780	17.589.952	184.154.222
59	Impregnated, coated, covered or laminated textile fabrics	4.320.351	52.178.522	23.300.516	245.045.027
60	Knitted or crocheted fabrics	7.100.968	85.317.819	56.116.242	607.414.438
61	Articles of apparel and clothing accessories, knitted or crocheted	2.220.645	16.538.671	12.969.316	97.129.546
62	Articles of apparel and clothing accessories, not knitted or	1.935.767	15.022.408	10.168.203	93.564.495
63	Other made up textile articles; sets; worn clothing and worn textile a	2.026.320	22.116.258	3.322.209	32.471.041
64	Footwear, gaiters and the like; parts of such articles	3.278.349	47.217.766	13.955.834	138.298.683
65	Headgear and parts thereof	225.917	3.456.922	1.041.810	13.890.804
66	Umbrellas, walking sticks, seat-sticks, whips, riding crops and parts	870.693	6.588.835	1.348.044	8.128.053
67	Prepared feathers and articles; artificial flowers; articles of human	142.163	1.559.476	421.781	5.402.665
68	Articles of stone, plaster, cement, asbestos, mica or similar material	14.677.197	157.032.191	15.310.943	134.622.954
69	Ceramic products	30.973.290	288.002.882	22.576.252	179.017.452
70	Glass and glassware	17.764.668	251.743.362	15.221.593	237.648.907
71	Natural and cultured pearls, precious/semi precious stones, and	359.581	3.271.123	6.581.548	66.210.561
72	Iron and steel	681.297.596	8.913.433.688	754.536.648	7.397.610.076
73	Articles of iron and steel	112.397.141	1.285.654.573	301.946.182	2.740.886.796
74	Cooper and articles thereof	14.260.645	155.870.454	75.839.098	915.254.750
75	Nickel and articles thereof	128.916	2.658.415	2.095.759	28.899.179
76	Aluminium and articles thereof	38.576.661	386.406.471	111.096.383	1.073.505.876
78	Lead and articles thereof	8.751.182	79.088.887	17.698.417	185.594.319
79	Zinc and articles thereof	8.085.793	108.150.487	15.275.586	249.527.322
80	Tin and articles thereof	2.546.926	10.152.023	4.828.166	27.676.910
81	Other base metal; cermets; and articles thereof	295.504	2.891.110	7.999.067	39.791.264
82	Tools, implements, cutlery, spoon and forks, of base metal and	3.591.997	50.567.560	22.377.789	257.317.886
83	Miscellaneous articles of base metal	11.268.946	135.681.536	32.579.936	322.706.833
84	Nuclear reactors, boilers, machinery and mechanical appliances;	193.454.643	1.797.026.533	1.663.425.057	15.170.304.790
85	Electrical machinery and equipments; sound	70.804.438	784.118.512	1.256.052.789	12.776.882.113
86	Railway and tramway locomotive, mechanical traffic, and all kinds	490.449	7.457.615	4.853.765	71.178.665
87	Vehicles other than railway/tramway, and parts and accessories	73.027.672	703.674.936	551.593.373	5.025.168.963
88	Aircraft and its components	185.202	2.977.161	85.959.145	1.193.782.389
89	Ships, boat, and floating structures	20.485.142	397.676.598	178.531.162	774.568.215
90	Optical, photographic, cinematographic, measuring, checking,	5.300.950	51.125.457	116.877.385	1.073.906.059
91	Clocks and watches and parts thereof	281.890	4.231.053	2.803.259	26.452.864
92	Musical instruments; parts and accessories of such articles	1.264.493	15.654.403	10.656.353	117.523.515
93	Arms and ammunition; parts and accessories thereof	4.245	93.290	741.882	11.513.846
94	Furnitures, bedding, mattress supports, cushions and stuffed	6.792.703	92.533.387	21.394.867	264.370.147
95	Toys, games and sports requisiters; parts and accessories thereof	4.368.358	50.026.938	10.117.948	147.014.419
96	Miscellaneous manufactured articles	4.777.108	49.402.917	19.135.277	201.187.173
97	Works of arts, collectors' piece and antiques	51.422	696.062	114.975	1.377.682
98	Vehicles in ckd and their components	11.538.310	154.848.058	88.110.367	691.831.731
99	Postal packages, parcels, and returned goods	0	2.137	0	15.208
TOTAL IMPORT		7.867.576.749	85.717.938.362	10.732.446.784	112.420.312.022

I-1. IMPOR MENURUT GOLONGAN BARANG (HS) / IMPORT BY HS COMMODITY GROUPS
C. MENURUT 40 GOLONGAN BARANG (HS) TERBESAR / BY BIG 40 COMMODITIES (HS)
***** OKTOBER / OCTOBER 2008 *****

H S	Uraian golongan barang Group description	Berat bersih / Net weight (Kg)		Nilai / Value C.I.F (U S \$)	
		Bulan ini Current month	Kumulatif Cum. Jan. to	Bulan ini Current month	Kumulatif Cum. Jan. to
2709001000	Crude Petroleum Oil	924.919.193	10.511.243.652	565.503.249	9.075.435.904
2710197100	High Speed Diesel Fuel	705.991.014	9.033.478.825	537.029.593	9.037.140.811
2710111200	Motor Spirit, Premium Unleaded	659.317.446	5.183.414.564	444.510.656	5.129.013.820
1001901900	Other Wheat, For Human Consumption	492.447.110	3.981.080.244	222.858.757	1.773.401.926
8517120000	Telephones For Cellular Networks/for Other Wireless Networks	1.110.077	8.498.273	183.944.761	1.295.083.973
7207121000	Slabs Of Iron/non Alloy, Cont.< 0,25% Of Carbon, Other Than Square	157.158.005	1.488.140.343	196.828.359	1.236.755.922
8708999900	Other Parts,access For Other Vehicles Of Heading 87.02, 8704, 8705	15.727.089	162.397.848	106.124.139	1.230.931.519
2710117000	Naphtha, Reformate Or Preparations For Preparing Spirits	152.471.990	1.233.294.320	145.355.874	1.195.135.638
2710197900	Other Fuel Oils	103.717.413	1.884.475.160	47.599.056	1.169.933.102
3104200000	Potassium Chloride	152.561.945	1.731.051.035	137.409.798	1.051.201.141
5201000000	Cotton, Not Carded/combed.	59.102.873	611.297.450	102.034.848	1.006.910.829
8473309000	Parts & Access Ofother Machines Of Heading 84.71	1.640.311	19.084.838	89.491.665	931.509.902
2304000000	Oil-cake&other Solid Residues,in Pellet Form, From The Extract Of Soyabean	114.771.604	1.931.383.266	58.427.867	906.286.910
8802401000	Aeroplanes Of An Unladen Weight > 15,000 Kg	111.991	2.343.392	44.726.319	881.212.861
8522909900	Other Parts And Accessories For Goods Of Subheading 85.19 Other Than	2.306.683	14.888.881	86.503.521	859.803.205
8517709900	Other Parts In Subheading 85.17.70	803.445	9.363.479	74.629.603	805.605.048
2902430000	P-xylene	57.693.436	616.428.238	60.593.733	801.601.301
7204490000	Other Ferrous Waste And Scrap :	108.068.055	1.160.223.173	69.402.076	617.685.596
2710191400	Aviation Turbine Fuel (jet Fuel) Having A Flash Point Of Less Than 23-c	29.320.700	584.728.320	23.447.384	614.326.371
1201009000	Other Soya Beans, Whether Or Not Broken	91.041.492	909.692.063	61.357.867	558.011.866
8517625300	Other Transmission Apparatus For Radio- Telephony/radio-telegraphy	249.767	3.315.849	39.831.870	544.549.312
8542900000	Parts Of Electronic Integrated Circuits	340.520	4.339.050	59.135.417	524.056.859
8542390000	Other Electronic Integrated Circuits	139.469	2.920.648	36.086.991	497.252.520
2901210000	Ethylene	46.164.079	369.499.226	56.247.197	490.166.854
8429520000	Mach With A 360,revolving Super Struct, Mech Shovels,excavators And Shove	15.971.988	110.882.693	69.462.653	488.988.488
7403110000	Refined Copper For Cathodes And Sections Of Cathodes	3.427.041	54.599.507	24.970.725	428.992.997
8704102200	Damper Designed For Off Highway, > 24 T Not Ckd	7.249.658	38.791.909	77.637.356	419.967.011
8431499000	Oth Parts Of Machinery Of Heading 84.26, 84.29/84.30	7.327.469	66.660.879	45.074.467	397.985.810
8714190030	Spokes/nipples Of Motorcycles (incl. Mopeds)	5.402.806	54.533.515	41.167.665	356.138.790
2905310000	Ethylene Glycol (ethanediol)	24.836.024	278.279.532	24.683.100	351.818.458
7601200000	Aluminium Alloys	10.615.188	120.062.399	30.020.383	334.867.288
7208390000	Flat-rolled Iron/nas, Hrc, Width >600 Mm, Thick< 3 Mm	6.557.454	411.703.708	7.870.031	325.579.312
2601110000	Iron Ores And Concentrates, Other Than Roasted Iron Pyrites :non	142.723.428	1.820.488.224	33.354.527	323.918.802
2901220000	Propene (propylene)	32.748.835	225.629.138	43.328.193	323.109.660
2710191600	Kerosene	5.764	317.912.177	24.167	320.334.530
3902102000	Polypropylene In Granule Form	18.921.670	187.195.400	32.953.884	316.192.261
4702000000	Chemical Wood Pulp, Dissolving Grades.	23.790.717	294.104.705	22.587.280	311.646.902
8471302000	Laptop Incl Notebooks	427.913	5.356.125	35.730.286	305.623.721
0102901000	Live Oxen, Other Than Pure-bred Breeding Animals	15.991.021	159.131.236	31.953.426	297.838.715
8529109900	Aerials&reflect.s Of All Kinds Not For Radio-telephony/radio-telegraphy	179.637	4.658.354	28.404.863	294.403.202

I-2 IMPOR MENURUT GOLONGAN BARANG SITC / IMPORT BY SITC COMMODITY GROUPS
***** OKTOBER / OCTOBER 2008 *****

SITC	Uraian golongan barang Group description	Berat bersih / Net weight (Kg)		Nilai / Value C.I.F. (US \$)	
		Bulan ini Current month	Kumulatif Cum. Jan. to date	Bulan ini Current month	Kumulatif Cum. Jan. to date
A. By Commodity 1 digit SITC					
0	Bahan makanan dan binatang hidup	1.002.089.558	10.997.398.274	650.608.304	6.973.077.734
1	Minuman dan tembakau	14.780.527	165.236.626	33.103.101	373.673.489
2	Bahan mentah	1.352.814.916	14.781.894.802	630.431.406	6.348.371.969
3	Bahan bakar, bahan penyemir, dsb	2.870.719.398	30.716.691.217	1.993.813.795	28.265.982.585
4	Minyak/lemak nabati dan hewan	4.189.139	66.874.429	8.238.528	113.110.891
5	Bahan kimia	1.147.003.362	11.901.639.049	1.481.916.947	14.137.263.423
6	Hasil industri menurut bahan	1.053.599.882	12.643.662.481	1.791.675.752	17.420.961.737
7	Mesin dan alat pengangkutan	370.570.543	3.852.469.747	3.814.609.705	35.607.332.070
8	Hasil industri lainnya	51.789.761	591.954.151	324.790.109	3.147.954.683
9	Barang dan transaksi khusus lainnya	19.663	117.586	3.259.137	32.583.441
	TOTAL IMPORT	7.867.576.749	85.717.938.362	10.732.446.784	112.420.312.022
B. By Commodity 2 digit SITC					
00	Live animal for food	16.189.350	163.668.354	32.214.583	308.882.977
01	Meat and meat preparations	7.667.653	85.943.336	16.235.931	185.305.875
02	Dairy product and eggs	16.613.498	224.552.561	52.735.357	782.606.876
03	Fish, crustaceans, molluscs and their preparations	13.284.194	106.051.699	11.823.824	100.821.359
04	Cereals and cereal preparations	604.441.975	5.138.219.609	274.744.953	2.315.027.008
05	Fruits and vegetables	49.716.432	1.109.284.685	39.202.482	719.544.492
06	Sugar, sugar preparations, and honey	38.533.628	1.035.654.243	19.877.076	407.726.396
07	Coffee, tea, cocoa, and spices	8.030.154	92.136.737	19.636.020	215.103.186
08	Feeding stuff for animals	231.952.176	2.896.818.116	135.030.719	1.506.878.825
09	Miscellaneous food preparations	15.660.498	145.068.934	49.107.359	431.180.740
11	Beverages	9.301.510	94.979.996	7.157.446	66.480.655
12	Tobacco and tobacco manufactured	5.479.017	70.256.630	25.945.655	307.192.834
21	Hides, skins and furskins	2.178.118	14.867.408	1.722.105	12.285.623
22	Oil seeds, nuts, and kernels	106.572.169	1.125.419.995	75.400.318	664.288.141
23	Crude rubber	19.058.734	207.607.351	48.739.993	473.827.961
24	Wood, lumber, and cork	19.227.056	233.525.412	12.114.760	128.693.054
25	Pulp and waste paper	259.504.947	2.879.147.407	130.853.705	1.317.082.225
26	Textile fibres and their waste	72.603.818	783.969.226	137.355.842	1.397.864.420
27	Crude fertilizers and crude minerals	590.426.961	5.332.929.782	81.922.420	677.863.707
28	Metalliferous ores and metal scraps	281.361.136	4.179.364.649	134.658.861	1.593.964.003
29	Crude animals and vegetable materials, nes	1.881.977	25.063.572	7.663.402	82.502.835
32	Coal, coke, and briquettes	19.050.268	143.158.173	5.863.550	39.547.353
33	Petroleum and petroleum products	2.775.097.780	30.342.141.488	1.931.729.383	28.013.511.621
34	Gas; natural and manufactured	76.571.350	231.391.556	56.220.862	212.923.611
41	Animal oils and fats	217.456	2.459.021	1.175.660	14.044.024
42	Fixed vegetable oils/fats	1.265.219	37.557.121	2.576.115	54.877.489
43	Animal vegetable oils/fats	2.706.464	26.858.287	4.486.753	44.189.378
51	Organic chemicals	276.007.112	2.859.226.213	405.388.457	4.525.243.109
52	Inorganic chemicals	198.769.600	2.041.735.877	153.351.285	1.101.972.977
53	Dyeing, tanning, and colouring materials	27.109.173	290.822.241	61.032.975	712.045.970
54	Medical and pharmaceutical products	1.856.644	26.630.164	46.352.900	480.475.008
55	Essential oils and perfumery materials	11.811.989	139.425.985	60.319.904	648.603.297
56	Manufactured fertilizers	429.740.860	4.135.596.321	316.515.093	2.063.938.857
57	Plastics in primary forms	113.769.174	1.347.359.916	240.587.433	2.595.503.689
58	Plastics in non-primary forms	16.296.753	181.709.170	46.915.457	456.257.176
59	Chemical materials and its products, nes	71.642.057	879.133.162	151.453.443	1.553.223.340
61	Leather, leather med, nes	3.628.381	34.636.424	36.397.137	281.179.587
62	Rubber manufactured, nes	16.580.613	164.933.436	82.939.725	724.218.949
63	Wood and cork manufactured	29.492.154	385.101.623	14.991.367	172.660.595
64	Paper, paperboard, and manufactured thereof	51.670.980	507.546.931	88.512.740	764.766.706
65	Textile yarns, fabrics, and their products	45.250.229	518.211.839	268.002.070	2.761.211.362
66	Non metallic minerals manufactured	162.204.037	1.717.268.005	59.110.571	604.843.753
67	Iron and steel	608.656.628	7.857.376.847	821.795.316	7.753.774.100
68	Non ferrous metals	61.428.422	660.100.336	199.390.895	2.257.731.184
69	Manufactured of metal, nes	74.688.438	798.487.040	220.535.931	2.100.575.501
71	Power generating machine and equipments	41.283.462	397.069.602	359.123.843	3.056.858.300
72	Machinery specialized for particular industry	76.600.483	643.076.483	491.258.044	4.703.369.191
73	Metalworking machinery	9.577.074	96.765.906	92.870.245	738.353.808
74	General industrial machinery and equipments	70.255.271	667.263.792	540.132.113	4.988.520.877
75	Office machinery and automatic data processing	8.469.710	92.251.734	260.016.272	2.468.458.356
76	Telecommunication and reproducers apparatus	15.831.181	179.761.777	605.845.436	6.040.426.319
77	Electrical machinery and apparatus	44.108.128	519.881.208	566.202.307	5.917.390.531
78	Road vehicles	83.422.255	849.459.767	632.945.794	5.666.014.366
79	Other transportation equipments	21.022.979	406.939.478	266.215.651	2.027.940.322
81	Sanitary, plumbing, and fittings	4.067.678	44.448.150	10.638.561	139.982.131
82	Furniture	4.277.094	66.928.680	13.721.048	161.422.312
83	Traveling goods	1.510.764	15.480.737	5.807.024	57.961.693
84	Clothing	5.236.470	45.052.421	28.389.686	247.116.090
85	Footwear	3.278.349	47.217.766	13.955.834	138.298.683
87	Professional, scientific, and contractor instruments	4.562.426	43.653.817	82.986.271	707.529.186
88	Photographic apparatus, equipments and optics	2.350.178	24.238.738	30.281.518	328.544.210
89	Miscellaneous manufactured articles	26.506.802	304.933.842	139.010.167	1.367.100.378
91	Postal packages	0	2.137	0	15.208
96	Coin; not being legal tender	241	5.842	3.375	18.821
97	Gold; non monetary	19.422	109.607	3.255.762	32.549.412

TOTAL IMPORT

7.867.576.749

85.717.938.362

10.732.446.784

112.420.312.022

<https://www.bps.go.id>

I-2 IMPOR MENURUT GOLONGAN BARANG SITC / IMPORT BY SITC COMMODITY GROUPS
***** OKTOBER / OCTOBER 2008 *****

SITC	Uraian golongan barang Group description	Berat bersih/ Net weight(Kg)		Nilai/Value C.I.F.(US\$)	
		Bulan ini Current month	Kumulatif Cum.Jan.to date	Bulan ini Current month	Kumulatif Cum.Jan.to date
C. By Commodity 3 digit SITC					
001	Live Animals Other Than Fish	16.189.350	163.668.354	32.214.583	308.882.977
011	Meat Of Bovine Animals Fresh, Chilled Or Frozen	2.865.888	39.141.993	8.598.528	108.065.158
012	Other Meat, Other Edible Meat Offal, Fresh, Chilled Or Frozen	4.617.636	44.160.492	7.369.200	71.508.074
016	Meat And Edible Meat Offal, Salted, Dried, Edible Flour Of Meat	0	1.190.012	0	2.158.007
017	Meat And Edible Meat Offal, Prepared Or Preserved	184.129	1.450.839	268.203	3.574.636
022	Milk,cream, And Milk Products Other Than Butter Or Cheese	15.451.360	205.685.141	47.441.389	691.963.510
023	Butter And Other Fats From Milk	453.169	8.412.112	2.125.341	37.494.522
024	Cheese And Curds	588.084	9.124.206	2.862.204	47.586.199
025	Eggs, Birds, And Egg Yolks; Fresh, Dried Or Otherwise Preserved	120.885	1.331.102	306.423	5.562.645
034	Fish, Fresh, Chilled Or Frozen	9.483.525	74.528.287	6.539.190	60.952.064
035	Fish, Dried Salted Or In Brine; Smoked Fish	2.250.614	12.433.257	1.482.766	8.607.245
036	Crustaceans, Molluscs, And Aquatic Invertebrates	1.031.036	11.691.272	2.633.250	19.137.775
037	Fish, Crustaceans, Molluscs, And Other Aquatic Invertebrates;	519.019	7.398.883	1.168.618	12.124.275
041	Wheat And Meslin, Unmilled	497.201.125	4.077.433.310	224.660.529	1.811.584.601
042	Rice	12.231.387	257.520.652	6.361.667	108.594.998
043	Barley, Unmilled	0	31.676	0	16.722
044	Maize, Unmilled	35.644.175	265.180.790	11.185.104	86.215.059
045	Cereals, Unmilled	1.027.790	15.089.592	373.101	5.304.752
046	Meal And Flour Of Wheat And Flour Of Meslin	51.195.644	442.320.884	25.660.005	227.970.066
047	Other Cereal Meals And Flours	724.382	7.941.951	365.403	3.708.306
048	Cereal Preparations And Preparations Of Flours/starchs Of Fruit	6.417.472	72.700.754	6.139.144	71.632.504
054	Vegetables, Fresh, Chilled, Frozen Or Simply Preserved	20.744.445	627.896.370	9.234.442	251.502.727
056	Vegetables, Roots And Tubers, Prepared Or Preserved Nes	2.762.232	38.030.976	3.851.670	46.789.076
057	Fruit And Nut; Fresh Or Dried	24.225.524	423.149.155	23.415.648	394.134.993
058	Fruits, Preserved And Preparations	1.357.611	12.452.907	1.515.094	14.686.093
059	Fruit And Vegetable Juices	626.620	7.755.277	1.185.628	12.431.603
061	Sugar, Molasses, And Honey	37.921.965	1.025.640.864	18.998.185	390.669.521
062	Sugar Confectionery	611.663	10.013.379	878.891	17.056.875
071	Coffee And Coffee Substitutes	1.448.139	12.153.308	12.147.177	76.114.058
072	Cocoa	1.496.602	33.604.014	1.908.579	72.955.057
073	Chocolate And Other Food Preparations Containing Cocoa	1.026.438	14.751.208	2.375.699	35.218.307
074	Tea And Mate	548.371	6.805.841	1.306.588	14.071.781
075	Spices	3.510.604	24.822.366	1.897.977	16.743.983
081	Feeding Stuff For Animals	231.952.176	2.896.818.116	135.030.719	1.506.878.825
091	Margarine And Shortening	466.993	3.831.084	861.943	9.979.369
098	Edible Products And Preparations	15.193.505	141.237.850	48.245.416	421.201.371
111	Non-alcoholic Beverages, Nes	9.235.839	94.569.780	6.343.157	63.837.119
112	Alcoholic Beverages	65.671	410.216	814.289	2.643.536
121	Tobacco, Unmanufactured And Refused	4.922.703	62.072.514	21.756.442	248.903.712
122	Tobacco, Manufactured	556.314	8.184.116	4.189.213	58.289.122
211	Hides And Skins, Raw	2.178.118	14.866.323	1.722.105	12.270.532
212	Furskins, Raw	0	1.085	0	15.091
222	Oil Seeds Use For Extraction Ofsoft Fixed Vegetable Oils	105.189.044	1.113.868.017	73.640.475	648.975.186
223	Oil Seeds Use For Extraction Of Other Fixed Vegetable Oils	1.383.125	11.551.978	1.759.843	15.312.955
231	Natural Rubber Latex;natural Rubber And Similar Natural Gums	717.444	11.039.896	1.839.835	21.691.284
232	Synthetic Rubber Latex, Synthetic/reclaimed Rubber	18.341.290	196.567.455	46.900.158	452.136.677
244	Cork,natural,raw And Waste	3.973	69.804	13.166	177.358
245	Fuel Wood And Wood Charcoal	76.090	11.802.609	60.748	1.532.830
246	Wood In Chips Or Particles And Waste	518.461	10.265.399	190.832	1.482.890
247	Wood In The Rough Or Roughly Squared	2.968.355	49.177.579	1.399.548	19.023.306
248	Wood, simply Worked And Railway Sleeper Of Wood	15.660.177	162.210.021	10.450.466	106.476.670
251	Pulp And Waste Paper	259.504.947	2.879.147.407	130.853.705	1.317.082.225
261	Silk	6.432	319.880	44.333	3.047.827
263	Cotton	60.059.648	620.281.549	105.137.744	1.028.048.462
264	Jute And Other Textile Bast Fibres	443.031	4.452.516	266.131	2.853.276
265	Vegetable Textile Fibres,raw Or Processed,waste Of These Fibres	242.153	1.639.897	319.782	3.541.733
266	Synthetic Fibres Suitable For Spinning	8.668.599	129.851.277	20.375.786	260.103.987
267	Other Man-made Fibres Suitable For Spinning And Waste	2.748.353	24.160.799	10.094.431	85.830.634
268	Wool And Other Animal Hair	102.720	1.815.381	1.029.499	13.841.828
269	Old Clothing And Other Old Textile Articles; Rags	332.882	1.447.927	88.136	596.673
272	Fertilizers, Crude	136.331.653	848.041.293	33.012.808	147.233.779
273	Stone, Sand And Gravel	152.677.280	1.621.148.082	7.792.478	75.324.164
274	Sulphur And Unroasted Iron Pyrites	16.087.924	255.051.603	6.996.755	150.235.469
277	Natural Abrasives	1.064.044	19.903.820	421.932	7.683.308
278	Other Crude Minerals	284.266.060	2.588.784.984	33.698.447	297.386.987
281	Iron Ore And Concentrates	142.882.257	2.035.144.930	33.425.584	355.283.004
282	Waste And Scrap Metal Of Iron/steel	128.781.809	1.742.018.351	81.412.986	941.250.631
283	Copper Ores And Concentrates	8.812	105.406	56.360	1.019.832
284	Nickel Ores And Concentrates	0	499.314	0	1.561.655
285	Aluminium Ores And Concentrates	1.269.501	327.944.047	927.096	146.423.065
286	Ores And Concentrates Of Uraniumand Thorium	0	31.288	0	25.704
287	Ores And Concentrates Of Basemetals	3.647.059	31.218.205	3.866.913	31.273.230
288	Non-ferrous Base Metal Waste And Scraps	4.771.648	42.402.502	14.969.548	117.080.046
289	Ores And Concentrates Of Precious Metals; Waste,scraps	50	606	374	46.836
291	Crude Animal Materials	464.354	8.442.438	1.868.075	21.769.753
292	Crude Vegetable Materials	1.417.623	16.621.134	5.795.327	60.733.082
321	Coals, Pulverized Or Not	17.128.196	96.206.638	4.758.703	20.008.034

I-2 IMPOR MENURUT GOLONGAN BARANG SITC / IMPORT BY SITC COMMODITY GROUPS
***** OKTOBER / OCTOBER 2008 *****

SITC	Uraian golongan barang Group description	Berat bersih/ Net weight(Kg)		Nilai/Value C.I.F.(US\$)	
		Bulan ini Current month	Kumulatif Cum.Jan.to date	Bulan ini Current month	Kumulatif Cum.Jan.to date
C. By Commodity 3 digit SITC					
322	Briquettes, Lignite And Peat	95.884	2.326.156	50.675	831.939
325	Coke And Semi Coke Of Coal/lignite/peat	1.826.188	44.625.379	1.054.172	18.707.380
333	Petroleum Oil, Crude	924.919.193	10.522.161.457	565.503.249	9.084.832.412
334	Petroleum Products, Refined	1.772.942.170	19.357.774.878	1.316.519.760	18.656.988.500
335	Residual Petroleum Products, And Related Materials	77.236.417	462.205.153	49.706.374	271.690.709
342	Liquefied Propane And Butane	5.467	104.042.902	8.123	95.637.429
343	Natural Gas, Liquefied Or Not	0	1.806.858	0	1.705.853
344	Petroleum Gases And Other Gas	76.565.678	125.435.225	56.208.216	114.803.874
345	Coal Gas, Water Gas And Similar Gas	205	106.571	4.523	776.455
411	Animal Oils And Fats	217.456	2.459.021	1.175.660	14.044.024
421	Fixed Vegetable Fats And Oils Soft,crude,refined Or Fractioned	754.700	23.252.380	1.327.023	36.809.582
422	Fixed Vegetable Fats And Oils Solid,crude,refined Or Fractioned	510.519	14.304.741	1.249.092	18.067.907
431	Animal And Vegetable Oil; Fat Processed And Their Wax	2.706.464	26.858.287	4.486.753	44.189.378
511	Hydrocarbon And Their Halogenated, Nitrated Derivatives	179.241.735	1.715.164.585	216.382.824	2.239.705.034
512	Alcohols,phenols,phenol-alcohols And Their Halogenated	41.911.835	484.163.965	49.064.930	652.665.448
513	Carboxylic Acids,and Their Anhydrides,halides,peroxides	24.941.856	297.622.832	39.283.318	454.442.156
514	Nitrogen-function Compounds	11.397.213	129.005.225	34.181.660	391.083.537
515	Organo-inorganic And Heterocyclic Compounds	9.663.227	119.032.959	45.098.037	538.108.984
516	Other Organic Chemicals	8.851.246	114.236.647	21.377.688	249.237.950
522	Inorganic Chemical Elements, Oxides And Halogen Salts	74.347.195	590.245.760	95.686.816	514.837.815
523	Metallicsalts And Peroxysalts	121.244.845	1.412.694.108	54.849.883	553.901.141
524	Other Inorganic Chemicals;chemical Compound Of Precious	3.172.209	38.649.044	2.691.119	29.688.922
525	Radioactive And Associated Materials	5.351	146.965	123.467	3.545.099
531	Synthetic Organic; Colouring Matter	3.007.243	55.468.483	18.115.492	254.137.374
532	Dyeing/tanning Extracts And Synthetic Tanning Materials	1.410.734	10.534.654	1.811.142	14.541.436
533	Pigments, Paints, Varnishes, And Related Materials	22.691.196	224.819.104	41.106.341	443.367.160
541	Medicinal And Pharmaceutical Products	1.291.514	14.170.737	27.905.998	284.998.275
542	Medicaments, Including Veterinary Medicaments	565.130	12.459.427	18.446.902	195.476.733
551	Essential Oils, Perfumes, And Flavour Materials	2.089.396	22.735.411	27.083.159	272.299.896
553	Perfumery, Cosmetics, And Toilet Preparations	3.619.518	38.709.056	17.366.737	208.103.949
554	Soap,cleansing And Polishing Preparations	6.103.075	77.981.518	15.870.008	168.199.452
562	Fertilizers, Manufactured	429.740.860	4.135.596.321	316.515.093	2.063.938.857
571	Polymers Of Ethylene In Primary Forms	28.433.227	379.714.262	50.080.344	622.624.716
572	Polimers Of Styrene In Primary Forms	10.705.528	125.521.577	23.073.107	242.135.728
573	Polimers Of Vinyl Chloride In Primary Forms	4.447.727	46.003.197	7.888.998	75.156.526
574	Poliacetals And Polycarbons In Primary Forms	13.804.415	183.285.280	35.127.006	397.185.315
575	Other Plastics In Primary Forms	54.951.472	604.885.265	124.227.605	1.257.340.007
579	Waste And Scrap Of Plastics	1.426.805	7.950.335	190.373	1.061.397
581	Tubes, Pipes, And Hoses Of Plastics	1.467.185	18.447.922	4.619.977	54.114.005
582	Plates, Sheets, And Film Of Plastics	14.586.468	160.168.498	41.078.232	389.839.967
583	Monofilament And Rod Of Plastics	243.100	3.092.750	1.217.248	12.303.204
591	Disinfectants, Insecticides, And Fungicides Put In Forms	2.089.615	33.004.286	10.710.806	140.736.784
592	Starches, Inulin, And Wheat Glutenal Buminoidal Substances; Glues	30.293.716	428.172.047	26.601.674	343.928.902
593	Explosive And Pyrotechnic Products	1.609.108	10.396.580	5.427.858	52.200.965
597	Additive For Mineral Oils	10.707.864	126.791.210	31.303.756	303.161.900
598	Miscellaneous Chemical Products	26.935.215	280.705.128	77.304.029	712.559.962
599	wastes	6.539	63.911	105.320	634.827
611	Leathers	3.600.485	34.214.551	36.226.216	278.609.124
612	Manufactures And Composition Leathers	27.864	419.566	170.638	2.508.371
613	Furskins, Tanned Or Dressed	32	2.307	283	62.092
621	Materials Of Rubber	3.323.815	39.278.625	18.462.673	165.480.012
625	Rubber Tyre,tyre Cases,tyre Treads,inner Tubes, And Tyre Flaps	10.193.702	91.239.922	42.020.505	332.396.856
629	Articles Of Rubbers	3.063.096	34.414.889	22.456.547	226.342.081
633	Cork Manufactures	29.734	303.744	107.919	1.017.218
634	Veneers,plywood,improved/reconstituted Wood Worked	28.014.947	371.672.345	12.988.767	153.331.500
635	Wood Manufactures	1.447.473	13.125.534	1.894.681	18.311.877
641	Papers And Paperboards	42.475.481	420.955.502	61.643.253	522.102.282
642	Paper And Paperboard Cut To Size/shape And Article Of Papers	9.195.499	86.591.429	26.869.487	242.664.424
651	Textile Yarns	9.083.722	125.040.309	30.568.175	403.293.351
652	Cotton Fabrics, Woven	8.030.408	83.383.178	61.339.463	593.036.837
653	Fabrics, Woven, Of Man-made Fibres	7.312.957	72.599.906	50.423.836	495.313.609
654	Textile Fabrics, Woven, Other Than Of Cotton Or Man-made Fibres	647.226	7.828.175	6.787.504	67.719.400
655	Knitted Or Crocheted Fabrics	7.100.968	85.317.819	56.116.242	607.414.438
656	Tulle,lace,embroidery,ribbons,trimmings And Other Small Wares	1.692.595	17.745.235	15.865.255	158.379.041
657	Special Yarns,textile Fabrics	8.406.605	94.137.287	38.132.329	382.069.767
658	Made-up Articles, Wholly/chiefly Of Textile Materials	1.702.793	20.673.391	3.264.616	31.999.998
659	Floor Coverings	1.272.955	11.486.539	5.504.650	21.984.921
661	Lime,cement And Fabricated Construction Materials	103.297.560	1.067.605.398	7.775.249	78.524.134
662	Clay And Refractory Construction Materials	31.025.019	290.365.281	19.485.958	150.893.506
663	Mineral Manufactures	8.230.127	92.086.249	16.522.030	138.261.349
664	Glass	8.391.408	160.883.184	8.637.394	157.660.364
665	Glassware	8.947.524	82.232.322	5.613.726	65.807.860
666	Pottery	2.294.087	24.007.289	917.805	12.149.626
667	Pearl, Precious And Semi Precious Stones	18.312	88.282	158.409	1.546.914
671	Pig Iron,spiegeleisen,sponge Iron, And Ferro-alloys	46.261.046	561.632.185	46.553.960	417.692.600
672	Ingots And Other Iron/steel In Primary Forms	186.280.087	2.376.535.708	228.957.896	1.890.013.145
673	Flat Rolled Products, Not Clad	164.942.690	2.268.660.783	175.581.095	1.951.866.059

I-2 IMPOR MENURUT GOLONGAN BARANG SITC / IMPORT BY SITC COMMODITY GROUPS
***** OKTOBER / OCTOBER 2008 *****

SITC	Uraian golongan barang Group description	Berat bersih/ Net weight(Kg)		Nilai/Value C.I.F.(US\$)	
		Bulan ini Current month	Kumulatif Cum.Jan.to date	Bulan ini Current month	Kumulatif Cum.Jan.to date
C. By Commodity 3 digit SITC					
674	Flat Rolled Products, Clad Or Plated	53.463.593	535.131.031	68.823.389	569.189.670
675	Flat Rolled Products And Alloy Steels	28.702.955	356.501.580	54.960.201	589.658.279
676	Iron/steel Bars, Rods, Angels, Shaped And Sections	62.610.857	879.442.278	82.389.486	844.152.673
677	Rail/railway And Tractor Construction Of Iron/steel Materials	1.171.391	7.799.406	1.496.011	10.233.910
678	Wire Of Iron/steel	11.105.193	206.471.581	16.942.510	208.346.008
679	Tubes, Pipes, Hollow Profile, Pipe Fitting Of Iron/steel	54.118.816	665.202.295	146.090.768	1.272.621.756
681	Silver, Platinum, And Other Metal Of The Platinum Groups	16.466	221.291	1.298.687	11.994.774
682	Copper	11.782.790	139.291.026	63.912.582	836.580.283
683	Nickel	113.918	1.888.236	1.784.960	22.731.066
684	Aluminium	33.358.379	333.384.005	98.930.124	938.260.272
685	Lead	8.300.600	77.954.868	16.765.301	181.381.593
686	Zinc	7.635.746	104.507.007	13.811.570	239.607.185
687	Tin	103.668	1.416.190	1.068.232	16.508.507
689	Miscellaneous Non-ferrous Basemetals Employed In Metallurgy	116.855	1.437.713	1.819.439	10.667.504
691	Structures And Parts Of Iron/steel Or Aluminium	12.658.617	160.812.966	34.740.075	393.848.840
692	Metal Containers For Storage And Transportations	4.654.531	45.727.335	14.566.509	121.567.088
693	Wire Products And Fencing Grills	7.227.938	70.645.119	17.292.796	131.975.423
694	Nails, Screws, Nuts, Bolts, Rivets Of Iron/steel Or Copper	13.085.570	144.782.285	41.443.524	371.383.149
695	Tools For Used In The Hand Or In Machines	2.636.710	40.124.922	19.582.070	221.721.364
696	Cutlery	879.329	9.799.087	2.647.916	34.531.772
697	Household Equipment Of Base Metals	2.900.225	43.134.511	7.276.454	87.673.302
699	Manufactures Of Base Metals	30.645.518	283.460.815	82.986.587	737.874.563
711	Steam And Other Vapour Generating Boilers And Parts	9.921.151	82.265.440	53.165.346	364.040.281
712	Steam Or Other Generating Boilers And Parts	4.960.912	31.837.479	31.272.204	212.457.845
713	Internal Combustion Piston Engines And Parts	13.144.941	161.162.896	135.136.016	1.326.341.202
714	Engines And Motors, Non-electric And Parts	1.044.579	7.900.254	65.071.297	332.551.949
716	Rotating Electric Plants And Parts	11.047.482	103.552.467	64.255.943	726.817.669
718	Other Power Generating Machines And Parts	1.164.397	10.351.066	10.223.037	94.649.354
721	Agricultural Machinery And Parts	1.475.236	13.095.166	7.018.456	96.676.450
722	Tractors	879.916	6.400.201	5.294.553	35.262.657
723	Civil Engineering And Contractor Plants And Equipments/parts	47.462.385	341.672.765	255.079.008	1.979.795.772
724	Textile/leather Machinery And Parts	7.204.484	70.527.251	53.921.988	517.416.901
725	Papermill/pulpmill Machinery And Paper Cutting Machines	3.122.858	45.989.471	32.986.894	653.142.453
726	Printing/book Binding Machinery And Parts	1.397.457	13.012.737	18.201.417	169.650.445
727	Food Processing Machines And Parts	2.675.135	30.962.420	15.969.234	189.048.261
728	Other Machines And Equipment Specialized For Particular Industry	12.383.012	121.416.472	102.786.494	1.062.376.252
731	Machine Tools By Removing Metal	3.202.683	26.545.822	36.813.734	272.084.817
733	Machine Tool For Working Metals	2.865.741	31.009.859	20.039.529	180.399.341
735	Parts Of Machine Tools	243.435	4.077.072	5.723.152	62.276.912
737	Metalworking Machinery And Parts	3.265.215	35.133.153	30.293.830	223.592.738
741	Heating And Cooling Equipments And Parts	16.390.235	135.600.348	110.465.433	861.708.961
742	Pumps For Liquid And Parts	7.452.366	71.288.061	60.493.353	546.607.268
743	Pumps, Compressors, Fans, Blowers, Centrifuges, And Parts	10.341.955	101.523.089	75.655.329	736.687.580
744	Mechanical Handling Equipments And Parts	14.554.757	129.711.322	77.315.528	671.971.127
745	Other Non-electrical Machinery, Tools, And Mechanical Apparatus	2.253.320	26.582.762	29.186.955	361.051.501
746	Ball Or Roller Bearings	3.110.946	33.763.739	29.656.134	285.227.543
747	Taps, Cocks, And Valves For Pipes	3.877.394	45.508.738	40.504.337	427.490.349
748	Transmission Shafts And Cranks	9.831.885	95.382.184	82.560.881	771.556.098
749	Non-electric Parts And Accessories Of Machineries	2.442.413	27.903.549	34.294.163	326.220.450
751	Office Machines	3.597.495	29.896.475	55.611.745	384.020.210
752	Automatic Data Processing Machines And Their Units	2.890.751	36.066.313	108.561.337	1.075.630.387
759	Parts And Accessories For Machine Of Heading 751 Or 752	1.981.464	26.288.946	95.843.190	1.008.807.759
761	Television Receivers	906.896	19.456.417	9.774.414	304.108.167
762	Radio Broadcast Receivers	214.518	3.411.257	6.444.735	34.394.236
763	Sound Recorders Or Reproducers	525.563	9.930.768	3.762.614	78.954.944
764	Telecommunication Equipments And Parts	14.184.204	146.963.335	585.863.673	5.622.968.972
771	Electric Power Machinery And Parts	3.610.627	41.540.461	33.099.384	336.982.508
772	Electrical Apparatus For Making And Breaking Electrical Circuits	6.648.178	76.084.126	122.138.527	1.286.825.211
773	Equipment For Distributing Electricity	7.694.174	82.596.438	68.576.293	646.452.924
774	Electrical Apparatus For Medical Purposes And Radiological	140.382	1.953.384	6.866.472	78.916.912
775	Household Type, Electrical/non-electrical Equipments	7.484.842	83.373.209	30.956.005	330.127.555
776	Thermionic, Cold Cathode, And Photo Cathode Valves/tubes	4.717.884	86.990.227	149.638.952	1.721.410.944
778	Electrical Machinery And Apparatus	13.812.041	147.343.363	154.926.674	1.516.674.477
781	Passenger Motor Cars	10.021.664	110.225.868	90.234.511	1.026.401.230
782	Motor Vehicle For The Transportation Of Goods	24.999.348	224.945.983	221.675.428	1.510.246.995
783	Road Motor Vehicles	823.241	10.220.433	7.595.774	43.464.483
784	Parts And Accessories Of The Motor Vehicles	30.877.239	313.398.660	220.327.142	2.242.421.866
785	Motorcycles, Scooters, And Other Cycles Motorized/non Motorized	15.583.863	177.181.256	90.251.074	807.300.252
786	Trailers And Other Vehicles, Not Motorized	1.116.900	13.487.567	2.861.865	36.179.540
791	Railway Vehicles And Associated Equipments	356.115	6.303.711	4.277.670	64.855.550
792	Aircraft And Associated Equipments And Parts	181.722	2.959.169	83.406.819	1.188.516.557
793	Ships, Boats, And Floating Structures	20.485.142	397.676.598	178.531.162	774.568.215
811	Prefabricated Buildings	952.626	8.864.498	1.511.912	35.289.901
812	Sanitary, Plumbing, Heating, And Lighting Fixtures/fittings	1.289.788	16.530.130	2.811.661	34.488.310
813	Lighting Fixtures And Fittings	1.825.264	19.053.522	6.314.988	70.203.920
821	Furnitures And Parts	4.277.094	66.928.680	13.721.048	161.422.312
831	Travel Goods	1.510.764	15.480.737	5.807.024	57.961.693

I-2 IMPOR MENURUT GOLONGAN BARANG SITC / IMPORT BY SITC COMMODITY GROUPS
***** OKTOBER / OCTOBER 2008 *****

SITC	Uraian golongan barang Group description	Berat bersih/ <i>Net weight</i> (Kg)		Nilai/Value C.I.F.(US\$)	
		Bulan ini Current month	Kumulatif Cum.Jan.to date	Bulan ini Current month	Kumulatif Cum.Jan.to date
C. By Commodity 3 digit SITC					
841	Men's Coats/jackets, Not Knitted	266.689	2.435.893	1.633.008	19.270.200
842	Women's Coats/jacket, Not Knitted	998.054	5.750.850	4.684.849	33.841.534
843	Men's Coats/jackets, Knitted	224.917	2.241.139	1.530.045	11.145.880
844	Women's Coats/jackets, Knitted	996.267	6.192.462	4.233.441	23.662.839
845	Articles Of Apparel	1.092.391	10.447.479	6.896.034	65.914.177
846	Clothing Accessories Of Textiles Fabrics	578.094	4.493.256	4.160.142	36.859.411
848	Articles Of Apparel And Clothing Accessories Of Other Than Textile	1.080.058	13.491.342	5.252.167	56.422.049
851	Footwears	3.278.349	47.217.766	13.955.834	138.298.683
871	Optical Instrument And Apparatus	89.843	745.994	3.095.608	20.894.875
872	Medical Instruments And Appliances	1.280.615	14.110.921	12.602.236	119.022.775
873	Meters And Counters	681.823	7.558.854	9.343.062	99.660.458
874	Measuring, Checking, Analysing, And Controlling Instrument And	2.510.145	21.238.048	57.945.365	467.951.078
881	Photographic Apparatus And Equipments	381.419	3.604.041	8.801.862	112.655.257
882	Photographic And Chinematographic Supplies	1.313.971	12.353.044	6.513.187	68.054.201
883	Cinematograph Film, Exposed And Developed	8.443	53.446	316.728	3.279.837
884	Optical Goods	364.455	3.997.154	11.846.482	118.102.051
885	Watches And Clocks	281.890	4.231.053	2.803.259	26.452.864
891	Arms And Ammunitions	7.365	154.182	760.326	14.808.468
892	Printed Matter	1.354.080	12.363.002	15.777.825	139.655.923
893	Article Of Plastics	11.651.541	147.250.896	42.734.128	421.240.308
894	Baby Carriages, Toys, Games, And Sporting Goods	4.575.044	51.502.551	10.515.725	150.183.651
895	Office And Stationery Supplies	2.360.515	20.918.928	7.960.940	68.455.362
896	Works Of Art, Collectors Pieces And Antiques	51.422	696.062	114.975	1.377.682
897	Jewellery, Goldsmith, Silversmith Wares, And Other Articles	304.974	2.781.783	1.856.992	19.972.324
898	Musical Instrument And Parts/accessories	1.795.068	19.930.575	32.964.187	302.564.897
899	Other Miscellaneous Manufactured Articles	4.406.793	49.335.863	26.325.069	248.841.763
911	Postal Packages N.c.a.k	0	2.137	0	15.208
961	Coin Not Being Legal Tender	241	5.842	3.375	18.821
971	Gold, Non-monetary	19.422	109.607	3.255.762	32.549.412
TOTAL IMPORT		7.867.576.749	85.717.938.362	10.732.446.784	112.420.312.022

I.3. IMPOR MENURUT KOMODITI / IMPORT BY HS COMMODITY
***** OKTOBER / OCTOBER 2008 *****

H S	Uraian Komoditi Commodity Description	Berat Bersih / Net Weight (Kg)		Nilai / Value C.I.F (US\$)	
		Bulan ini	Kumulatif	Bulan ini	Kumulatif
		Current Month	Cum.Jan. to date	Current Month	Cum.Jan. to date
0102100000	Live bovine,pure-bred breeding animals	0	448.586	0	2.647.147
0102901000	Live oxen, other than pure-bredbreeding animals	15.991.021	162.276.886	31.953.426	304.323.979
0102902000	Live buffaloes, other than pure-bredbreeding animals	197.960	751.049	258.707	1.101.479
0102909000	Live bovine, Other than oxen & buffaloesother than pure-bred breeding animals	0	187.188	0	783.323
0105111000	Breeding fowls spec.gallus domesticus, live, weight <=185g	0	2	0	19
0105119000	Fowls spec.gallus domesticus, live, weight <=185g, other than breeding	0	156	0	428
0105920000	Ducks, live, weight >185gother than pure-bred breeding	0	3.546	0	22.275
0106200000	Live reptiles (including snakes andturtles)	39	438	786	1.484
0106390000	Other birds, live	330	488	1.664	2.626
0106900000	Other live animals, for humanconsumption	0	15	0	217
0201100000	Carcasses & half-carcasses of bovineanimals, fresh or chilled	0	32.564	0	93.134
0201200000	Oth cuts with bone in of bovine animals, fresh or chilled	24.294	55.439	18.221	98.568
0201300000	Meat of bovine animals, boneless, fresh or chilled	79.402	370.024	347.439	1.619.255
0202200000	Oth cuts with bone in of bovine animals, frozen	138.109	2.232.625	181.737	4.056.168
0202300000	Meat of bovine animals, boneless, frozen	2.624.083	36.451.341	8.051.131	102.198.033
0203120000	Hams, shoulders & cuts thereof of swinewith bone in, fresh or chilled	0	3.516	0	9.592
0203190000	Other meat of swine, fresh or chilled	0	7.412	0	21.061
0203290000	Other meat of swine, frozen	16.320	163.200	15.187	198.915
0204220000	Oth cuts with bone in of sheep, fresh or chilled	1.994	15.812	19.878	133.666
0204230000	Other meat of sheep, boneless, fresh orchilled	109	2.286	1.204	28.131
0204410000	Carcasses & half-carcasses of sheep, frozen	2.936	51.419	11.410	217.788
0204420000	Oth cuts with bone in of sheep, frozen	2.115	242.838	8.223	1.136.362
0204430000	Other meat of sheep, boneless, frozen	8.345	135.369	27.715	583.384
0204500000	Meat of goats, fresh, chilled or frozen	0	123.807	0	348.139
0206210000	Tongues of bovine animals, frozen	8.529	441.772	16.974	851.565
0206220000	Livers of bovine animals, frozen	736.161	4.258.757	1.111.877	6.352.902
0206290000	Other edible offal of bovine animals, frozen	2.838.761	34.171.631	4.694.973	54.418.370
0206300000	Edible offal of swine, fresh or chilled	0	43.033	0	77.069
0206800000	Edible offal of sheep, goats, horses, asses, mules or hinnies, fresh or chilled	355	773	3.496	5.140
0206900000	Edible offal of sheep, goats, horses, asses, mules or hinnies, frozen	18.000	130.381	38.700	224.343
0207110000	Meat & edible offal of the spec. gallusdomstcs, not cut in piece, fresh/chilled	114.189	114.189	141.726	141.726
0207120000	Meat & edible offal of the spec. gallusdomesticus, not cut in piece, frozen	189.815	1.579.065	296.576	2.771.884
0207149000	Oth cuts & offals of fowl of the speciesgallus domesticus, frozen	626.007	1.825.440	947.962	2.968.393
0207240000	Meat and edible offal of turkeys, notcut in pieces, fresh or chilled	0	6.813	0	12.326
0207250000	Meat and edible offal of turkeys, notcut in pieces, frozen	0	103.233	0	242.458
0207331000	Meat and edible offal of ducks, not cut in pieces, frozen	54.000	739.743	33.299	764.803
0210191000	Bacon of swine, salted, in brine, drierd smoked	0	294	0	436
0210991000	Freeze cried chicken dice	0	1.186.782	0	2.123.754
0210999000	Oth meat & edible, incl. frours & mealssalted, in brine, dried or smoked	0	2.936	0	33.817
0301102000	Ornamental marine fish, live	0	1.490	0	1.781
0301103000	Freshwater ornamental fish, live	350	199.336	1.138	153.575
0301920000	Eels (anguilla spp.), live	300	850	12.854	36.495
0301939000	Carp ,live for oth than breeding	0	2.384	0	600
0301940000	Bluefin tunas (thunnus thynnus), live	0	41.234	0	93.371
0301994010	Tilapia fish, live	0	3.225	0	1.338
0301994090	Other freshwater fish, live	67.042	641.020	63.635	502.667
0302110000	Trout (salmo trutta & orcorhynchuses), excl. fillets, livers/roes, fresh/chilled	0	9.285	0	21.526
0302120000	Pacific/atlanctic/danube salmon, excl. fillets, livers/roes, fresh or chilled	0	352	0	837
0302190000	Oth salmonidae fish, excl. fillet, liverand roes, fresh or chilled	51.503	1.688.882	20.645	530.934
0302360000	Southern bluefin tunas, excl. fillets, livers and roes, fresh or chilled	0	901	0	1.710
0302390000	Oth tunas, excl. fillets, livers & roes, fresh or chilled	0	27.324	0	17.016
0302500000	Cod, excluding fillets, livers & roes, fresh or chilled	0	817	0	1.050
0302610000	Sardines, excl. fillets, livers & roes, fresh or chilled	12.205	291.695	4.259	89.562
0302640000	Mackerel, excl. fillets livers & roes, fresh or chilled	518.000	1.635.090	336.700	1.046.923
0302691090	Other marine fish excl. fillets, liversand roes, fresh or chilled	15.736	871.504	8.370	280.973
0302692010	Tilapia, excl. fillets, livers and roes, fresh or chilled	56.309	845.696	20.025	248.573
0302692090	Other freshwater fish, excl. fillets, livers and roes, fresh or chilled	24.218	370.844	8.299	113.270
0302700000	Livers & roes of fish, fresh/chilled	1.305	6.130	1.695	6.896
0303110000	Sockeye salmon, excl. fillets, livers & roes, frozen	3.438	17.378	20.440	70.211
0303190000	Oth pacific salmon, excl. fillet, liverand roes, frozen	0	154.195	0	124.547
0303210000	Trout, excl. fillets, livers and roes, frozen	0	8.652	0	58.090
0303220000	Atlantic & danube salmon, excl. fillets, livers and roes, frozen	31.066	194.754	209.275	1.129.989
0303290000	Other salmonidae, excl. fillets, liversand roes, frozen	0	223.112	0	557.499
0303330000	Sole, excl. fillets, livers & roes, frozen	108	108	1.059	1.059
0303390000	Oth flat fish, excl. fillets, livers & roes, frozen	0	22.037	0	12.191
0303410000	Albacore/longfinned tunas, excl. fillet, livers and roes, frozen	0	25.051	0	63.797
0303420000	Yellow fin tunas, excl. fillet, liver & roes, frozen	0	2.356.612	0	4.473.019
0303430000	Skipjack or stripe-bellied bonito, excl. fillets, livers and roes, frozen	124.000	7.785.702	205.100	12.634.086
0303450000	Bluefin tunas, excl. fillets, livers androes, frozen	0	75.000	0	149.250
0303490000	Oth tunas, excl. fillets, livers & roes, frozen	389.774	1.013.462	274.226	730.340
0303520000	Cod (gadus morhua, ogac, macrocephalu), excl. fillets, livers and roes, frozen	0	5.492	0	24.951
0303610000	Swordfish (xiphias gladius), excl. fillets, livers and roes, frozen	0	261.059	0	402.189
0303710000	Sardines, excl. fillets, livers and roes, frozen	4.199	467.317	1.506	188.847

I.3. IMPOR MENURUT KOMODITI / IMPORT BY HS COMMODITY
***** OKTOBER / OCTOBER 2008 *****

HS	Uraian Komoditi Commodity Description	Berat Bersih / Net Weight (Kg)		Nilai / Value C.I.F (US\$)	
		Bulan ini	Kumulatif	Bulan ini	Kumulatif
		Current Month	Cum.Jan. to date	Current Month	Cum.Jan. to date
0303740000	Mackerel, excl.fillets, livers and roes,frozen	6.383.268	41.190.419	4.220.866	25.588.772
0303750000	Dogfish and other sharks, excl.fillets,livers and roes, frozen	0	114.725	0	669.450
0303760000	Eels, excl.fillets, livers & roes,frozen	510	2.775	350	5.250
0303791010	Kerapu(cromilepte altivelis,epinephelus,excl.fillets,livers and roes,frozen	0	43.469	0	52.830
0303791090	Other marine fish, excl.fillets, liversand roes, frozen	1.373.415	11.102.023	641.155	5.694.601
0303792010	Tilapia, excl.fillets, livers and roes,frozen	24.900	583.448	14.349	1.021.316
0303792090	Other freshwater fish, excl.fillets,livers and roes, frozen	301.300	752.009	195.845	440.924
0303802000	Roes of fish, frozen	215	1.053	588	6.421
0304190000	Other fish fillets,fresh or chilled	0	110.088	0	475.158
0304210000	Swordfish (xiphias gladius)frozen fillets	0	136.080	0	340.360
0304290000	Other fish fillets,frozen	100.364	1.077.423	276.811	2.660.553
0304990000	Other fish meat (whether or not minced)frozen	0	166.785	0	227.267
0305100000	Flours, meals and pellets of fish,fit for human consumption	0	1.461	0	2.976
0305201000	Livers & roes of freshwater fish, dried,salted or salted or in brine	0	61	0	768
0305209000	Others livers & roes of fish, dried,smoked, salted or in brine	2.976	347.093	6.056	237.735
0305300000	Fish fillets, dried,salted or in brine,but not smoked	5.778	20.099	30.623	37.726
0305410000	Pacific salmon, smoked, incl.fillets	9	167	412	2.870
0305490000	Other smoked fish, including fillets	0	44.869	0	102.822
0305591000	Sharks fins, dried, salted/unsaltedbut not smoked	12.756	116.084	92.790	882.729
0305592000	Marine fish, including anchovies, dried,salted/unsalted, but not smoked	1.993.880	9.359.871	1.175.272	5.636.018
0305599000	Other dried fish, salted/unsalted butnot smoked	83.949	860.827	89.394	807.032
0305630000	Anchovies(engraulis spp.), salted butnot dried or smoked and in brine	0	5.331	0	6.087
0305691000	Marine fish, incl sharks fin,salted butnot dried or smoked and in brine	0	3.296	0	2.016
0305699000	Other fish, salted but not dried orsmoked and in brine	151.266	1.674.098	88.219	888.466
0306110000	Rock lobsters and oth sea crawfish, (Ja,Palinurus,Panulirus spp.) frozen	152.324	299.512	403.184	883.489
0306130000	Shrimps and prawns, frozen	289.201	1.621.276	1.004.105	4.846.014
0306140000	Crabs, frozen	114.042	1.111.446	686.246	4.929.459
0306190000	Other, incl flours, meals & pellets ofcrustac, fit for human consump,frozen	592	70.703	7.206	316.813
0306211000	Rock lobsters and other sea crawfish,breeder, not frozen	0	3	0	5
0306213000	Rock lobsters and other sea crawfish,fresh or chilled	84	1.609	109	1.726
0306223000	Lobsters (homarus spp), fresh/chilled	0	5	0	126
0306231000	Shrimps and prawns, breeder	0	3.256	0	107.414
0306232000	Shrimps and prawns,other than breeder,live	0	2.100	0	40.046
0306233000	Shrimps and prawns, fresh or chilled	0	1.725	0	8.473
0306234900	Other shrimps and prawns, driedin oth than airtight containers	0	20.326	0	28.385
0306249900	Other crabs, not frozennot in airtight containers	0	2.303	0	7.386
0307101000	Oysters, live	0	2	0	56
0307102000	Oysters, fresh, chilled or frozen	0	25.774	0	75.710
0307103000	Oysters, dried, salted or in brine	886	1.935	2.168	6.383
0307212000	Scallops, fresh or chilled	1.684	11.617	2.187	12.846
0307291000	Scallops, frozen	3.292	271.163	6.995	736.402
0307292000	Scallops, dried, salted or in brine	0	2.611	0	4.420
0307312000	Mussels, fresh or chilled	0	43.385	0	28.402
0307391000	Mussels, frozen	893	22.878	2.405	71.960
0307412000	Cuttle fish and squid,fresh or chilled	0	54.608	0	55.386
0307491000	Cuttle fish and squid, frozen	369.771	7.412.895	279.675	5.166.483
0307492000	Cuttlefish&squid,dried,salted/in brine	0	57	0	59
0307512000	Octopus, fresh or chilled	23.266	25.840	78.802	81.781
0307591000	Octopus, frozen	51.594	633.141	131.927	1.665.167
0307592000	Octopus, dried, salted or in brine	0	282	0	884
0307602000	Snails, other than sea snails, fresh,chilled or frozen	0	3	0	57
0307912000	Other molluscs, fresh or chilled	22.500	47.054	23.354	46.905
0307991000	Other molluscs, frozen	385	1.172	4.529	8.062
0307999000	Oth aquatic invertebrates not crstceans,for human consumpt dried,salted/in brine	522	2.594	358	7.533
0401100000	Milk and cream, not concentrated, no addsugar, of a fat content, by weight < 1%	79.442	598.456	294.486	2.233.867
0401200000	Milk and cream, not concentrated, no addsugar, of a fat content, by weight 1- 6	1.278.624	11.791.773	1.746.636	14.666.759
0401300000	Milk and cream, not concentrated, no addsugar, of a fat content, by weight > 6%	231.451	904.136	401.880	2.654.159
0402103000	Milk&cream fat cont<=1.5%,in solid formadded sugar/oth sweet,in cont>= 20 kg	6.099.825	51.040.116	20.682.940	195.908.171
0402109000	Milk&cream fat cont<=1.5%,in solid formadded sugar/oth sweet,in cont< 20 kg	422.427	15.125.442	1.503.614	59.635.578
0402212000	Milk&cream fat cont> 1.5%,in solid formnot added sugar/oth sweet,in cont>=20 k	495.358	21.810.708	2.445.123	102.970.633
0402219000	Milk&cream fat cont> 1.5%,in solid formnot added sugar/oth sweet,in cont<20 kg	105.171	4.927.573	657.723	25.800.891
0402292000	Milk&cream fat cont> 1.5%,in solid formadded sugar/oth sweet,in cont>= 20 kg	357.925	10.442.618	1.261.708	42.062.530
0402299000	Milk&cream fat cont> 1.5%,in solid formadded sugar/oth sweet,in cont< 20 kg	2.086.458	41.541.180	10.784.019	143.939.909
0402910000	Other milk & cream, not containingadded sugar/other sweetening	25.387	468.002	153.600	1.630.409
0402990000	Other milk&cream, containing addeddsugar/other sweetening	211.990	2.327.030	565.266	3.051.955
0403101100	Yoghurt in liquid form, incl. condensedform,other.fruits, nuts, cocoa or flavor	4	4.604	32	16.879
0403101900	Yoghurt in other form, containing fruits,nuts, cocoa or flavoring matter	67.283	470.943	88.738	626.368
0403109100	Yoghurt in condensed form, not contain frnut, cocoa, or flavoring matter	0	170.739	0	74.986
0403109900	Yoghurt in other form, not contain fruitnut, cocoa, or flavoring matter	0	88.699	0	51.856
0403901000	Buttermilk	53.925	4.695.482	191.583	20.103.579
0403909000	Curdled milk and cream, kephir & otherfermented milk and cream	16.670	609.075	28.657	1.509.628
0404101100	Whey, whether/not concentrated/containadd sugar/sweetening,for human consu	2.586.436	26.409.958	4.143.499	48.295.189
0404101900	Modified whey,whether/not concentr/contadd sugar/sweetening,for human consu	1.032.175	9.835.658	1.857.633	20.441.949

I.3. IMPOR MENURUT KOMODITI / IMPORT BY HS COMMODITY
***** OKTOBER / OCTOBER 2008 *****

H S	Uraian Komoditi Commodity Description	Berat Bersih / Net Weight (Kg)		Nilai / Value C.I.F (US\$)	
		Bulan ini	Kumulatif	Bulan ini	Kumulatif
		Current Month	Cum.Jan. to date	Current Month	Cum.Jan. to date
0404109900	Modified whey,whether/not concentr/contadd sugar/sweetening,for animal feedin	0	124.441	0	254.680
0404900000	Oth products consisting of natural milk	189.556	876.980	206.440	1.248.394
0405100000	Butter derived from milk	117.394	2.964.039	560.301	9.980.300
0405200000	Dairy spreads derived from milk	29.000	144.000	31.208	163.958
0405901000	Anhydrous butterfat derived from milk	54.775	3.079.052	310.143	16.812.002
0405902000	Butter oil derived from milk	0	16.900	0	75.600
0405903000	Ghee derived from milk	0	794	0	11.174
0405909000	Other fats and oils derived from milk	252.000	2.207.327	1.223.689	10.451.488
0406101000	Fresh cheese (unripened or uncured),including whey cheese	404.865	5.246.342	1.939.993	27.076.804
0406109000	Fresh curd (unripened or uncured)	0	91.564	0	488.275
0406201000	Grated/powdered cheese,in packages ofa gross weight exceeding 20 kg	3.850	80.615	28.767	505.814
0406209000	Grated/powdered cheese,in packages ofa gross weight <= 20 kg	2.201	208.579	12.406	1.057.270
0406300000	Processed cheese,not grated or powdered	174.229	2.870.225	871.262	15.851.561
0406400000	Blue veined cheese and oth cheesecont veins prod by penicillium roquefort	26	311	160	1.474
0406900000	Other cheese	2.913	626.570	9.616	2.605.001
0407001100	Hens' eggs, fresh for hatching	60.714	60.714	42.812	42.812
0407009900	Other birds' eggs, in sheel ,preserved or cooked	0	71.031	0	42.210
0408100000	Egg yolks, dried	7.812	96.208	44.118	481.927
0408190000	Egg yolks, other than dried	0	109.208	0	266.324
0408910000	Birds' eggs, not in shell, dried	49.290	928.737	189.433	4.344.723
0408990000	Birds eggs, not in shell, oth than dried	0	35.730	0	190.088
0409000000	Natural honey	99.255	796.043	337.362	2.493.352
0410001000	Birds' nests	0	2.140	0	12.475
0410009000	Other edible products of animal origin,not elsewhere specified or included	278	34.879	24.502	297.044
0501000000	Human hair, unworked, whether or notwashed or scoured; waste of human hair	14.100	89.675	687.350	4.870.452
0502100000	Pigs', hogs' and boars' bristles andhair and waste thereof	34.025	648.949	213.279	4.746.233
0502900000	Badger hair and other brush making hairand waste thereof	11.220	120.136	93.550	881.634
0505101000	Duck feathers and down, of a kind usedfor stuffing	1.619	184.553	30.953	2.999.056
0505109000	Feathers and down other than duck, ofa kind used for stuffing	6.601	10.321	123.569	223.313
0505901000	Duck feathers and down, used other thanfor stuffing	3.377	58.842	11.272	281.151
0505909000	Other skins and parts of birds; powderand wsate of feather or part of feathers	208.076	5.611.598	230.650	4.713.361
0506100000	Ossein and bones treated with acid	0	10	0	148
0506900000	Other bones and horn-cores	36	36	1.447	1.447
0508001000	Coral&similar material,unworked/simplyprepared but not otherwise worked	260	1.545	4.853	30.938
0508002000	Shells of molluscs, crustaceans&echinoderms,unworked/simply prepared uncut	5.000	115.571	5.000	142.193
0508009000	Cuttle-bone,unworked/simply preparednot cut to shape,powder&waste thereof	34.000	281.442	14.840	118.722
0510009000	Ambergis,castoreum,civet; bile; glands& oth animal prod.used in pharmaceutical	3	127	208	14.561
0511100000	Bovine semen	0	2	0	136
0511913000	Artemia egg (brine shrimp egg)	11.709	126.859	364.720	1.961.722
0511919000	Oth.product of fish or crustaceans,moluscs or oth.aqua invertbrates	95.008	996.011	52.022	493.433
0511991100	Semen of swine, sheep or goats	0	28	0	6.580
0511999000	Other animal products not elsewherespecified or included	39.320	196.733	34.362	284.673
0601100000	Bulbs, tubers, tuberous roots, corms,crowns & rhizomes, dormant	9.022	25.909	49.831	107.606
0601209000	Bulbs,tubers,tuberous roots, cormscrowns & rhizomes, in growth or in flower	18.447	101.545	21.791	150.417
0602109000	Unrooted cutting and slips of oth plants	0	58.912	0	66.144
0602902000	Orchid seedlings	4.715	34.551	10.500	78.215
0602909000	Other live plants; mushroom spawn	77	151.395	321	68.000
0603130000	Orchids, fresh flowers of a suitablefor bouquets/ornamental purpose	0	100	0	50
0603140000	Chrysanthenums, fresh flowers of a kindsuitable for bouquets/ornamental purpos	1.008	1.008	11.100	11.100
0603190000	Other fresh flowers of a kind suitablefor bouquets/ornamental purpose	0	923	0	5.530
0603900000	Flowers of a suitable for ornamental, dried, dyed, bleached / othwise prep	0	9.097	0	47.931
0604100000	Mosses and lichens	0	51.096	0	104.174
0604910000	Foliage, branches & oth parts of plants,fresh	0	108	0	80
0604990000	Foliage, branches & oth parts of plants,other than fresh	0	47.286	0	35.011
0701100000	Potatoes seed, fresh or chilled,	62.500	2.619.756	38.634	1.819.493
0701900000	Potatoes, other than seed, fresh or chilled	132.774	4.053.602	64.861	2.230.142
0702000000	Tomatoes, fresh or chilled	11.964	135.401	30.969	220.452
0703101100	Onions bulbs for propagationfresh or chilled	0	61.041	0	18.091
0703101900	Onions,fresh/chilled,oth.than bulbsfor propagation	1.527.770	33.953.199	618.025	13.392.762
0703102100	Shallots bulbs for propagationfresh or chilled	0	185.000	0	69.768
0703102900	Shallots,fresh/chilled,oth than bulbsfor propagation	648.716	126.600.160	352.830	53.088.592
0703201000	Garlic bulbs for propagationfresh or chilled	0	140.000	0	18.620
0703209000	Garlic,fresh/chilled, oth than bulbsfor propagation	12.861.400	378.372.726	4.692.360	135.560.701
0703909000	Leeks & oth.alliaceous, fresh/chilledoth than bulbs for propagation	147	971.638	414	407.579
0704101000	Cauliflowers, fresh or chilled	12.780	191.137	17.250	229.427
0704102000	Headed broccoli, fresh or chilled	37.612	355.735	40.763	331.235
0704200000	Brussels sprouts, fresh or chilled	175	8.071	423	20.276
0704901000	Cabbages, fresh or chilled	13.239	207.637	28.963	239.457
0704909000	Kohlrabi, kale and similar ediblebrassiccas, fresh or chilled	13.095	232.486	20.802	283.901
0705110000	Cabbage lettuce (head lettuce), freshor chilled	9.091	122.913	20.214	169.867
0705190000	Other lettuce, fresh or chilled	3.060	53.902	2.853	61.620
0705210000	Witloof chicory, fresh or chilled	139	5.731	245	14.657
0705290000	Other chicory, fresh or chilled	289	9.444	336	10.027

I.3. IMPOR MENURUT KOMODITI / IMPORT BY HS COMMODITY
***** OKTOBER / OCTOBER 2008 *****

H S	Uraian Komoditi Commodity Description	Berat Bersih / Net Weight (Kg)		Nilai / Value C.I.F (US\$)	
		Bulan ini Current Month	Kumulatif Cum.Jan. to date	Bulan ini Current Month	Kumulatif Cum.Jan. to date
0706101000	Carrots, fresh or chilled	1.787.738	15.614.763	920.637	8.073.045
0706102000	Turnips, fresh or chilled	0	3.446	0	2.504
0706900000	Salad beetroot,salsify,celeriac,radishand similar edible roots,fresh/chilled	1.544	48.925	4.567	42.135
0707000000	Cucumbers and gherkins, fresh/chilled	2.184	23.174	4.209	37.684
0708100000	Peas (pisum sativum), fresh/chilled	93.689	3.935.396	37.635	1.313.594
0708200000	Beans (vigna spp., phaseolus spp.),fresh or chilled	61.002	5.413.112	36.602	2.197.813
0708900000	Other leguminous vegetables, fresh orchilled	2.776	265.805	2.248	113.802
0709200000	Asparagus, fresh or chilled	2.984	75.342	4.687	79.709
0709400000	Celery oth than celeriac,fresh/chilled	12.659	142.861	17.261	168.541
0709510000	Mushrooms of the genus agaricus, freshor chilled	29.684	228.223	32.833	224.568
0709590000	Other mushrooms, fresh or chilled	15.846	294.670	16.418	269.435
0709601000	Chillies, other than giant chillies,fresh or chilled	19	2.801	63	2.154
0709609000	Other fruits of the genus capsicum orof the genus pimenta, fresh or chilled	8.832	424.773	23.129	410.433
0709700000	Spinach, new zealand spinach & orachespinach, fresh or chilled	2.196	12.220	1.985	11.345
0709901000	Globe artichokes	42	6.742	198	20.096
0709909000	Other vegetables, fresh or chilled	90.291	1.253.358	79.605	1.027.246
0710100000	Potatoes, frozen	340.027	4.414.565	366.265	4.381.705
0710210000	Peas (pisum sativum), frozen	56.971	545.199	80.308	657.186
0710220000	Beans (vigna spp.phaseolus spp), frozen	854	3.216	654	11.076
0710290000	Other leguminous vegetable, frozen	62.363	816.229	72.180	850.847
0710300000	Spinach,new zealand spinach and orachespinach (garden spinach), frozen	2.373	37.688	7.425	54.250
0710400000	Sweet corn, frozen	38.198	604.068	35.614	552.616
0710800000	Other vegetables, frozen	24.115	132.109	52.325	226.599
0710900000	Mixtures of vegetables, frozen	80.464	719.147	103.259	787.953
0711209000	Olives, preserved in other preservation	0	9.600	0	4.685
0711409000	Cucumber and gherkins, preserved inother preservation	179	1.882	664	4.849
0711519000	Mushrooms of the genus agaricuspreserved in other preservation	9.727	12.379	17.460	25.271
0711599000	Other mushrooms and trufflespreserved in other preservation	0	17.882	0	5.422
0711901000	Sweet corn, provisionally preserved	18.673	101.417	19.224	151.470
0711902000	Chillies, provisionally preserved	0	275.443	0	188.852
0711903000	Capers, provisionally preserved	90	1.774	537	4.198
0711909000	Oth vegetables, mixtures of vegetablesprovisionally preserved	19.200	54.126	10.296	53.767
0712200000	Onios, dried, whole, cut, sliced,broken/in powder, but not further prep	198.753	3.040.640	554.355	6.577.457
0712310000	Mushrooms (genus agaricus), dried,whole,broken/in powder, but not further prep	99	30.362	1.193	67.119
0712320000	Wood ears (auricularia spp.),dried,whole,broken/in powder, but not further prep	8.186	145.775	6.261	174.133
0712330000	Jelly fungi (tremella spp.),dried,whole,cut, broken/in powder,but not furth prep	3.880	115.338	5.044	148.126
0712399000	Other mushrooms, dried, whole,cut,sliced,broken/in powder, but not further prep	37.727	966.878	74.586	1.765.777
0712901000	Garlic, whole, cut, sliced,broken/in powder, but not further prep	90.937	1.643.055	172.098	2.077.746
0712909000	Other vegetables/mixtures of vegetableswhole, cut, sliced, but not further prep	50.146	1.364.151	144.314	2.727.132
0713101000	Peas, dried, for sowing	0	29.729	0	28.440
0713109000	Peas, dried, other than for sowing	0	2.957.402	0	1.000.820
0713209000	Chickpeas(garbanzos), dried, other thanfor sowing	28.915	1.271.406	9.578	325.416
0713311000	Beans (vigna mungo hepper/vigna radiatawilczek), dried, for sowing	0	3	0	10
0713319000	Beans (vigna mungo hepper/vigna radiatawilczek), dried, other than for sowing	1.088.292	22.341.058	552.031	10.831.150
0713329000	Small red(adzuki) beans(phaseolus/vigna)dried, other than for sowing	24.000	428.840	6.635	137.286
0713339000	Kidney beans, including white pea beansdried, other than for sowing	772.263	5.203.534	338.615	1.807.737
0713391000	Other beans, dried, for sowing	0	254	0	417
0713399000	Other beans,dried,other than for sowing	0	2.534.348	0	1.390.267
0713409000	Lentils, dried, other than for sowing	200	10.670	512	15.383
0713509000	Broad beans & horse beans, dried,other than for sowing	650.078	7.778.216	383.545	4.672.360
0713909000	Other dried leguminous vegetables,other than for sowing	35.293	1.342.699	22.095	514.834
0714109000	Manioc (cassava), in other form	0	10.000	0	8.000
0714200000	Sweet potatoes	42	4.657	170	6.964
0714909000	Arrowroot, salep, jerusalem artichokes,& similar roots/tubers with high starch	4.480	56.771	5.176	50.995
0801110000	Coconuts, desiccated, fresh or dried	34.839	237.977	73.921	440.173
0801190000	Coconuts, other than desiccatedfresh or dried	371.394	1.109.922	151.294	529.513
0801220000	Brazil nuts, shelled, fresh or dried	0	20.000	0	29.200
0801310000	Cashew nuts, in shell, fresh or dried	495	733.811	1.232	471.254
0801320000	Cashew nuts, shelled, fresh or dried	0	222.624	0	895.928
0802110000	Almonds, in shell, fresh or dried	3.207	3.406	7.970	8.334
0802120000	Almonds, shelled, fresh or dried	83.795	407.315	292.218	1.914.174
0802220000	Hazelnut/filberts, shelled, fresh/dried	46	2.165	147	16.242
0802310000	Walnuts, in shell, fresh or dried	740	820	1.837	2.026
0802320000	Walnuts, shelled, fresh or dried	0	70.160	0	207.730
0802400000	Chestnuts (castanea spp.), fresh/dried,whether or not,shelled or peeled	0	41.235	0	28.950
0802500000	Pictachios, fresh or dried	579	150.846	1.440	222.951
0802600000	Macadamia nuts,fresh or dried,whether or not,shelled or peeled	0	240	0	1.563
0802901000	Areca nuts, fresh or dried	3	101.884	32	61.265
0802909000	Other nuts, fresh or dried	10.827	100.157	13.358	116.680
0803001000	Pisang mas, pisang rastali, pisangberangan & pisang embun, fresh/dried	42	3.181	125	3.113
0803009000	Other bananas, including plantains,fresh or dried.	1.493	50.797	2.661	59.414
0804100000	Dates, fresh or dried	1.113.122	11.732.911	932.698	11.911.233
0804200000	Figs, fresh or dried	0	1.681	0	5.108

I.3. IMPOR MENURUT KOMODITI / IMPORT BY HS COMMODITY
***** OKTOBER / OCTOBER 2008 *****

H S	Uraian Komoditi Commodity Description	Berat Bersih / Net Weight (Kg)		Nilai / Value C.I.F (US\$)	
		Bulan ini	Kumulatif	Bulan ini	Kumulatif
		Current Month	Cum.Jan. to date	Current Month	Cum.Jan. to date
0804300000	Pineapples, fresh or dried	9.450	180.804	7.819	135.229
0804400000	Avocados, fresh or dried	1.343	11.555	3.297	26.287
0804501000	Guavas	98	126.072	81	77.872
0804502000	Mangoes	1.548	959.395	1.487	597.663
0804503000	Mangoesteens	0	1.973	0	2.341
0805100010	Oranges, fresh	1.429.738	24.554.282	1.116.987	18.767.728
0805200000	Mandarin (incl. tangerines & satsumas), & similar citrus hybrids, fresh or dried	1.370.239	87.499.654	1.103.992	75.077.852
0805400000	Grapefruit, including pomelos/fresh or dried	9.666	327.033	7.986	410.277
0805500000	Lemons and limes, fresh or dried	33.109	514.132	33.963	482.246
0805900000	Other citrus fruit, fresh or dried	458	117.252	382	93.972
0806100000	Grapes, fresh	1.959.568	22.718.946	3.739.294	42.519.220
0806200000	Grapes, dried	205.890	1.399.008	219.707	1.660.676
0807110000	Watermelons, fresh	17.419	380.151	16.210	211.994
0807190000	Other melons, fresh	12.709	96.100	34.198	242.631
0807209000	Other papaws (papayas), fresh	7.527	153.967	7.461	83.980
0808100000	Apples, fresh	5.931.018	122.077.696	4.891.851	97.589.194
0808200000	Pears and quinces, fresh	6.765.181	77.919.126	5.220.115	58.898.512
0809100000	Apricots, fresh	0	148	0	192
0809200000	Cherries, fresh	135	2.732	314	5.353
0809300000	Peaches, including nectarines, fresh	769	15.263	1.271	21.908
0809400000	Plums and sloes, fresh	11.113	137.640	15.352	192.598
0810100000	Strawberries, fresh	940	167.395	2.659	326.850
0810200000	Raspberries, blackberries, mulberries,loganberries, fresh	1.980	2.450	4.561	10.044
0810400000	Cranberries, bilberries & other fruits of the genus vaccinium, fresh	1.791	10.391	4.170	14.977
0810500000	Kiwi fruit, fresh	41.561	787.951	80.902	1.391.636
0810600000	Durians, fresh	1.097.480	24.396.020	1.379.249	30.476.792
0810901000	Longans, fresh	3.386.911	38.110.203	3.777.958	43.360.983
0810902000	Lychees, fresh	0	933.785	0	801.531
0810904010	Langsat, fresh	0	90	0	72
0810904020	Starfruit, fresh	310	558	254	444
0810906000	Tamarinds, fresh	0	180.710	0	140.901
0810908000	Black, white or red currants andgooseberries,fresh	405	2.168	936	4.609
0810909000	Other fruit, fresh	296.821	4.028.788	246.948	3.112.118
0811100000	Strawberries, uncooked or cooked bysteaming or boiling water, frozen	364	416.856	2.800	570.933
0811200000	Raspberries,blackberries,mulberries,loganberries,currant,gooseberries,frozen	140	20.814	865	108.858
0811900000	Other fruit and nuts,uncooked/cooked bysteaming or boiling water, frozen	10.702	122.670	63.889	418.433
0812100000	Cherries, provisionally preserved	0	8.932	0	29.049
0812900000	Oth fruit & nut,provisionally preserved	9.028	26.018	29.630	95.542
0813100000	Apricots, dried	147	16.334	338	33.919
0813200000	Prunes, dried	5.568	16.330	9.317	36.685
0813300000	Apples, dried	0	601	0	1.361
0813401000	Longans, dried	0	205.476	0	90.502
0813402000	Tamarinds, dried	1.828	16.753	2.028	16.401
0813409000	Other fruit, dried,	1.714	87.804	4.703	288.157
0813502000	Mixture of which dates/nuts other thancashew nuts/brazil nut predmnt by weight	508	1.063	925	4.105
0813509000	Other mixtures of nuts or dried fruits	0	224	0	330
0814000030	Peel of citrus fruit or melons,watermelons, dried	0	1.523	0	1.312
0814000090	Peel of citrus fruit or melons,watermelons, provisionally preserved	31	4.050	22	6.775
0901111000	Arabica wib or robusta oib, not roastednot decaffeinated	424.724	5.093.910	795.827	10.828.765
0901119000	Oth coffee,not roasted,not decaffeinated	0	262.295	0	629.483
0901121000	Arabica wib or robusta oib, not roasteddecaffeinated	0	4.295	0	16.393
0901211000	Coffee, roasted, not decaffeinated,unground	15.283	167.432	55.451	1.152.972
0901212000	Coffee, roasted, not decaffeinated,ground	1.112	191.078	6.340	548.295
0901221000	Coffee, roasted, decaffeinated,unground	268.800	866.865	816.921	2.653.713
0901222000	Coffee, roasted, decaffeinated, ground	25	13.463	101	41.157
0901902000	Coffee substitutes containing coffee	1.439	110.961	4.259	387.892
0902101000	Green tea (not fermented), in packing<= 3 kg, leaf	3.718	138.459	3.587	233.052
0902109000	Green tea (not fermented), in packing<= 3 kg, other than leaf	18.708	428.641	38.938	694.376
0902201000	Green tea (not fermented), in packing> 3 kg, leaf	0	482.986	0	654.065
0902209000	Green tea (not fermented), in packing> 3 kg, other than leaf	180.449	1.060.813	168.147	1.145.235
0902301000	Black tea (fermented),in packing <= 3 kgleaf	246	932	4.194	13.444
0902309000	Black tea (fermented),in packing <= 3 kgother than leaf	3.604	32.481	55.484	299.130
0902401000	Black tea (fermented), in packing > 3 kgleaf	0	260.132	0	204.929
0902409000	Black tea (fermented), in packing > 3 kgother than leaf	242.004	3.230.686	583.717	6.696.471
0903000000	Mate	18.000	54.000	30.600	84.600
0904111000	White pepper, neither crushed nor ground	55.500	924.724	17.854	426.727
0904112000	Black pepper, neither crushed nor ground	61.142	100.971	168.565	312.951
0904119000	Other pepper, neither crushed nor ground	2.133	168.251	1.809	139.011
0904121000	White pepper, crushed or ground	0	19.103	0	5.831
0904122000	Black pepper, crushed or ground	0	3.219	0	11.324
0904129000	Other pepper, crushed or ground	9	14.120	53	5.938
0904201000	Chillies, dried	598.282	11.162.669	452.872	8.747.786
0904202000	Chillies, crushed or ground	160.332	1.547.661	149.780	1.418.988

I.3. IMPOR MENURUT KOMODITI / IMPORT BY HS COMMODITY
***** OKTOBER / OCTOBER 2008 *****

H S	Uraian Komoditi Commodity Description	Berat Bersih / Net Weight (Kg)		Nilai / Value C.I.F (US\$)	
		Bulan ini	Kumulatif	Bulan ini	Kumulatif
		Current Month	Cum.Jan. to date	Current Month	Cum.Jan. to date
0904209000	Oth fruits of the genus capsicum/pimenta, dried or crushed or ground	790	498.265	5.668	555.376
0905000010	Vanilla whole	0	495	0	12.558
0905000090	Other vanilla	16.976	71.177	40.847	175.061
0906190000	Cinnamon-tree flowersneither crushed nor ground	14.000	24.887	17.700	32.000
0906200000	Cinnamon and cinnamon-tree flowers,crushed or ground	6.780	187.895	155.940	799.496
0908100010	Nutmeg, in shell	0	27.166	0	47.430
0908100020	Nutmeg, shelled	0	16.190	0	18.257
0908200000	Mace	0	4.500	0	14.625
0908300000	Cardamoms	0	15.798	0	10.347
0909101000	Seeds of anise	8.218	276.263	4.207	172.555
0909200000	Seeds of coriander	2.303.175	7.524.078	746.737	2.501.330
0909300000	Seeds of cumin	144.162	1.040.555	79.852	641.166
0909400000	Seeds of caraway	0	76.414	0	37.541
0909500000	Seeds of fennel or juniper berries	67.319	476.419	23.367	174.425
0910100000	Ginger	7.765	145.825	3.535	106.539
0910200000	Saffron	0	3.305	0	16.359
0910300000	Turmeric (curcuma)	0	67.160	0	51.722
0910910000	Mixtures of spices	0	1.322	0	15.774
0910991000	Thyme; bay leaves	593	3.129	1.534	10.825
0910992000	Curry	25.050	33.338	10.100	23.983
0910999000	Other spices	38.378	387.467	17.557	258.058
1001100000	Durum wheat	0	1.124.100	0	266.820
1001901100	Meslin, for human consumption	0	11.467	0	25.500
1001901900	Other wheat, for human consumption	492.447.110	3.981.080.244	222.858.757	1.773.401.926
1001909900	Other wheat, not for human consumption	4.754.015	95.217.499	1.801.772	37.890.355
1002000000	Rye	0	75	0	1.135
1003000000	Barley	0	31.676	0	16.722
1004000000	Oats	0	382.115	0	213.017
1005100000	Maize (corn), seeds	174.995	1.586.951	345.036	4.400.378
1005901000	Popcorn	269.176	20.465.685	206.773	7.718.739
1005909000	Maize (corn), other than seeds	35.200.004	243.128.154	10.633.295	74.095.942
1006100000	Rice in the husk (paddy or rough)	348.030	2.928.862	742.505	6.776.049
1006209000	Other husked (brown) rice	0	10.000	0	41.806
1006301500	Thai hom mali rice	96.000	209.500	84.000	201.236
1006301900	Fragrant rice, broken > 25%semi-milled or wholly milled rice	287.357	7.759.441	339.762	2.776.221
1006302000	Parboiled rice, semi-milled orwholly milled rice	0	200.000	0	160.000
1006303000	Glutinous rice (pulot), semi-milled orwholly milled rice	11.500.000	124.675.982	5.195.400	57.638.669
1006309000	Other milled rice, whether/not polishedor glazed	0	40.136.266	0	13.966.252
1006400000	Broken rice	0	81.600.601	0	27.034.765
1007000000	Grain sorghum	445.300	3.376.172	125.701	1.074.650
1008100000	Buckwheat	0	3.424	0	5.621
1008200000	Millet	223.600	9.130.997	60.623	2.793.527
1008300000	Canary seed	358.890	2.120.901	186.777	1.147.269
1008900000	Other cereals	0	75.908	0	69.533
1101001000	Wheat flour	51.172.278	442.259.426	25.638.694	227.890.200
1101002000	Meslin flour	0	3.723	0	6.987
1102100000	Rye flour	0	7.140	0	18.127
1102200000	Maize (corn) flour	20.045	395.869	8.957	301.839
1102900090	Other cereal flours	703.000	7.295.990	352.734	3.204.360
1103112000	Groats and meals of durum or hard wheatsemolina	0	225	0	1.069
1103119000	Other groats and meals of wheat	23.366	57.510	21.311	71.810
1103130000	Groats and meals of maize (corn)	0	66.784	0	42.896
1103192000	Groats and meals of rice	71	1.771	450	4.179
1103199000	Groats and meals of other cereals	428	42.099	1.062	57.835
1103200000	Cereal pellets	838	132.298	2.200	79.070
1104120000	Rolled/flaked grains of oats	106.995	1.771.860	62.092	1.310.367
1104191000	Rolled/flaked grains of maize (corn)	0	17.460	0	14.507
1104199000	Rolled/flaked grains of other cereals	8	2.991.163	26	1.504.118
1104220000	Other worked grains of oats	0	1.368	0	3.329
1104230000	Other worked grains of maize (corn)	0	123	0	363
1104292000	Other worked grains of barley	15.000	15.025	5.512	5.562
1104299000	Other worked grains of other cereals	1.370.392	9.549.369	650.312	4.761.085
1104300000	Germ of cereals, whole, rolled, flakedor ground	8	5.439	24	13.971
1105100000	Flour, meal and powder of potatoes	66.455	819.697	117.079	1.232.648
1105200000	Flakes, granules and pellets of potatoes	73.500	2.575.196	102.997	3.503.230
1106100000	Flour, meal and powder of the driedleguminous vegetables of heading 07.13	48.000	549.502	164.808	1.840.103
1106201000	Flour, meal & powder of manioc (cassava)	0	250.140	0	123.422
1106202900	Flour and powder of sago	3.729	46.685	7.933	128.908
1106209000	Flour, meal & powder of roots or tubersof heading 07.14	45	37.645	384	126.926
1106300000	Flour,meal and powder of the driedleguminous vegetables of prod.chapter 8	47.183	225.940	62.366	306.772
1107100000	Malt, not roasted	2.216.459	26.017.835	1.246.649	14.623.279
1107200000	Malt, roasted	347	75.422	2.978	72.433
1108110000	Wheat starch	238.000	1.407.629	138.040	671.157

I.3. IMPOR MENURUT KOMODITI / IMPORT BY HS COMMODITY
***** OKTOBER / OCTOBER 2008 *****

H S	Uraian Komoditi Commodity Description	Berat Bersih / Net Weight (Kg)		Nilai / Value C.I.F (US\$)	
		Bulan ini	Kumulatif	Bulan ini	Kumulatif
		Current Month	Cum.Jan. to date	Current Month	Cum.Jan. to date
1108120000	Maize (corn) starch	7.513.094	122.053.187	3.149.344	45.459.367
1108130000	Potato starch	830.543	8.482.374	704.714	7.556.646
1108140000	Manioc (cassava) starch	9.418.182	145.522.295	3.174.904	53.957.098
1108191000	Sago starch	0	786	0	450
1108199000	Other starches	12.111	44.144	69.973	181.564
1108200000	Inulin	66.400	1.208.051	171.398	3.589.334
1109000000	Wheat gluten, whether or not dried	307.960	8.091.658	170.464	4.265.559
1201001000	Soya beans, whether or not broken,suitable for sowing	0	79	0	983
1201009000	Other soya beans, whether or not broken	91.041.492	913.773.832	61.357.867	561.249.927
1202101000	Ground nuts, not roasted or otherwisecooked, in shell, suitable for sowing	79.100	79.100	68.877	68.877
1202109000	Oth ground nuts, not roasted/otherwisecooked, in shell	3.785.341	60.611.755	2.690.773	22.450.411
1202200000	Ground nuts, shelled	9.149.226	128.573.711	8.897.216	59.825.464
1203000000	Copra	0	96.000	0	48.000
1204000000	Linseed, whether or not broken.	0	78.451	0	83.906
1205100000	Low erucic acid rape or colza seedswhether or not broken	950	950	4.759	4.759
1205900000	Other rape or colza seedswhether or not broken	0	56.634	0	24.311
1206000000	Sunflower seeds, whether or not broken	691.088	7.390.530	401.949	3.668.602
1207200000	Cotton seeds, whether or not broken	0	36.622	0	36.720
1207400000	Sesamum seeds, whether or not broken	441.847	3.343.806	219.034	1.643.162
1207500000	Mustard seeds, whether or not broken	0	998	0	1.970
1207910000	Poppy seeds, whether or not broken	484	498	1.200	1.347
1207992000	Palm nuts and kernelswhether or not broken	1.588	31.942	217.220	3.551.891
1207993000	Safflower seedswhether or not broken	0	5.712	0	2.240
1207999000	Other oil seeds & oleaginous fruits,whether or not broken	11.924	240.177	732.489	5.275.236
1208100000	Flours and meals of soya beans	1.369.129	10.488.438	808.934	5.621.315
1208900000	Flours&meal of oth oil seed/oleaginousfruits, other than those of mustard	0	610.760	0	729.020
1209230000	Fescue seed, of a kind used for sowing	0	1.082	0	9.997
1209290000	Other seeds of forage plants, of a kindused for sowing	1.500	221.525	28.643	628.849
1209910000	Vegetable seeds,of a kind used forsowing	13.400	258.739	538.804	6.169.008
1209999000	Other seeds of a kind used for sowing	2.094	552.263	464.400	3.341.600
1210100000	Hop cones,neither ground nor powdered,nor in the form of pellets	0	16.269	0	105.644
1210200000	Hop cones, ground, powdered or in theform of pellets; lupulin	2.460	23.234	16.653	224.756
1211201000	Ginseng roots, cut, crushed/powderedform	1.397	29.786	120.141	1.103.982
1211209000	Ginseng roots, in other forms	0	1.283	0	15.317
1211309000	Coca leaf, in other forms	0	10.272	0	3.199
1211901100	Cannabis, in cut, crushed or powderedform, used for pharmacy	0	33.310	0	30.609
1211901300	Rauwolfia serpentina rootsused for pharmacy	216.513	2.632.568	508.549	5.176.153
1211901400	Other plants, in cut, crushed orpowdered form, used for pharmacy	275.295	1.732.201	414.472	2.589.521
1211901900	Other plants, in other forms used forpharmacy	37.323	764.262	47.950	782.475
1211909100	Pyrethrum, in cut, crushed or powderedform	0	24.000	0	85.440
1211909500	Gaharu wood chips, in cut, crushed orpowdered form	0	6.185	0	9.600
1211909600	Liquorice roots, in cut, crushed orpowdered form	6.810	43.195	3.487	90.300
1211909900	Oth plants, in cut, crushed/powderedform, used for other purposes	9.037	305.954	17.664	661.886
1212201100	Seaweeds & oth algae,fresh,chilled/driedof a kind used in pharmacy	0	495	0	317.727
1212201900	Seaweeds & oth algae,fresh,chilled/dried,used in dyeing,tanning,perfumery	104.073	813.380	212.093	768.332
1212202000	Seaweeds & oth algae,fresh,chilled/dried, for oth,not for human consumption	0	163.208	0	162.952
1212209000	Oth seaweeds & oth algae, fresh, chilled, dried,primarily for human consumption	1.603	108.313	1.874	329.016
1212993000	Melon seeds	0	1.741	0	2.893
1212999000	Other vegetable product, of a kind usedprimarily for human consumption	38.951	113.625	21.202	237.838
1213000000	Cereal straw and husks, unprepared	0	3.704	0	27.845
1214100000	Lucerne (alfalfa) meal and pellets	0	104.839	0	15.927
1214900000	Other forage products, whether/not inthe form of pellets.	0	87.446	0	54.998
1301200000	Gum arabic	5.436	180.836	30.050	756.024
1301901000	Gum benjamin	3.910	24.139	2.764	53.053
1301902000	Gum damar	58.000	100.165	71.906	242.326
1301903000	Cannabis resin	0	833	0	10.741
1301909000	Other gum and resin	101.797	1.925.016	399.522	4.294.469
1302119000	Other opium, whether or not modified	148	15.128	94.064	930.923
1302120000	Saps and extracts of liquorice, whether or not modified	24.396	474.005	164.181	2.944.670
1302130000	Saps and extracts of hops, whether or not modified	827	20.986	22.973	489.663
1302192000	Extracts and tinctures of cannabis	442	1.408	17.139	126.187
1302193000	Other medicinal extractsderived from vegetable products	27.328	441.043	316.771	2.074.139
1302194000	Vegetable saps,extracts of pyrethrum orof the root of plants cont rotenone	0	30	0	1.797
1302195000	Japan (or chinese) lacquer(natural lacquer)	2.000	58.828	87.250	1.407.179
1302199000	Other saps and extracts of vegetable	32.987	484.154	477.907	6.677.379
1302200000	Pectic substances, pectinates & pectates	4.380	121.515	52.174	1.419.218
1302310000	Agar-agar	95.854	453.826	127.936	854.695
1302320000	Mucilages & thickeners,whether or notmodified, derived from locust beans/guar	227.929	2.000.603	732.813	5.011.122
1302391000	Carageenan	44.299	784.292	380.303	4.977.288
1302399000	Mucilages & thickeners,whether or notmodified,derived from vegetable products	57.603	816.021	309.243	4.899.912
1401100000	Bamboos used primarily for plaiting	17.973	167.847	42.211	243.064
1401200000	Rattans, used primarily for plaiting	0	557	0	277
1401900000	Other vegetable material used primarilyfor plaiting	0	26.000	0	15.972

I.3. IMPOR MENURUT KOMODITI / IMPORT BY HS COMMODITY
***** OKTOBER / OCTOBER 2008 *****

H S	Uraian Komoditi Commodity Description	Berat Bersih / Net Weight (Kg)		Nilai / Value C.I.F (US\$)	
		Bulan ini	Kumulatif	Bulan ini	Kumulatif
		Current Month	Cum.Jan. to date	Current Month	Cum.Jan. to date
1404200000	Cotton linters	22	54	278	549
1404909000	Other vegetable products not elsewhere specified or included	10.000	339.951	14.500	352.763
1502001100	Edible tallow of bovine animals, sheep or goats, other	0	98	0	11.416
1502001900	Unedible tallow of bovine animal, sheep or goats, other	611	82.031	1.544	54.835
1502009900	Unedible fats other than tallow of bovine animals, sheep or goats, other	0	24.904	0	29.150
1503009000	Lard oil, oleo-oil & tallow oil, not emulsified or mixed or otherwise prepared	0	209.799	0	659.939
1504101000	Fish-liver oils and their fractions, fit for human consumption	3.800	61.420	12.780	276.669
1504109000	Fish-liver oils and their fractions, unfit for human consumption	11.864	295.265	21.955	439.074
1504201000	Fats & oil of fish, not liver oil solid fraction, not chemically modified	90.251	693.602	341.676	2.095.242
1504209000	Fats & oil of fish, not liver oil other fraction, not chemically modified	91.600	746.123	669.909	8.642.184
1505001000	Lanolin	3.485	88.178	21.492	412.722
1505009000	Other wool grease and fatty substances derived therefrom	15.845	49.302	106.304	1.007.727
1506000000	Other animal fats and oils, and their fractions, not chemically modified	0	208.299	0	415.066
1507100000	Crude oil of soya bean, whether or not degummed	0	63.974	0	100.792
1507901000	Refined oil of soya bean	447.120	12.880.338	701.741	18.413.086
1507902000	Fraction of unrefined soya-bean oil	109.689	2.879.245	197.894	4.389.567
1507909000	Other soya bean oil and its fractions	120.528	3.436.692	173.385	5.245.021
1508909900	Other ground-nut oil, other than solid fractions, not chemically modified	0	1	0	63
1509101000	Virgin olive oil, in packing of net weight <=30 kg	12.342	142.899	55.584	555.601
1509109000	Virgin olive oil, in packing of net weight >30 kg	2.479	134.158	39.507	529.582
1509902100	Fractions of unrefined olive oil, in packing of net weight <=30 kg	2.065	35.501	7.200	37.467
1509902900	Fractions of unrefined olive oil, in packing of net weight >30 kg	0	95.280	0	200.035
1509909900	Other olive oil, whether/not refined, in packing of net weight >30 kg	1.544	131.596	6.887	634.749
1510009900	Other oils, obtained solely from olives, not chemically modified	0	10.416	0	134.790
1511100000	Crude palm oil	0	1.050	0	1.425
1511901000	Fractions of unrefined palm oil, not chemically modified	0	7.777	0	99.494
1511909010	Palm oil, refined, bleached & deodorised (rbd)	0	39.442	0	64.266
1511909020	Olein, refined, bleached & deodorised (rbd)	0	6.906.712	0	3.592.349
1511909090	Other palm oil and its fractions, not chemically modified	7.450	99.618	4.452	176.968
1512110000	Crude oil of sunflower seed/safflower	0	1.000	0	2.841
1512191000	Refined oil of sunflower-seed/safflower	16.400	108.343	47.159	306.205
1512192000	Fraction of unrefined sunflower-seed or safflower oil	4.950	1.716.754	11.563	3.413.438
1512199000	Other fractions of sunflower-seed/safflower, but not chemically modified	0	80.920	0	192.619
1512299000	Other fractions of cotton seed oil, not chemically modified	0	3.962	0	8.524
1513110000	Crude oil of coconut (copra)	0	82.218	0	29.759
1513199000	Coconut oil, refined, bleached & deodorised (rbd)	36.077	162.774	29.109	138.454
1513291100	Solid fract, not chemically modified, of unrefined palm kernel stearin/babassu oil	20.000	1.389.982	37.200	2.652.190
1513291900	Other fract, not chemically modified, of unrefined palm kernel stearin/babassu oil	0	39.975	0	57.564
1513292100	Solid fract, not chemically modified, of refined palm kernel stearin/babassu oil	34.997	344.034	56.140	563.458
1513292900	Other fract, not chemically modified, of refined palm kernel stearin/babassu oil	0	153.289	0	194.134
1513299900	Other fractions of palm kernel oil or, babassu oil, not chemically modified	24.114	99.102	70.899	227.889
1514110000	Crude oil of low erucic acid rape or colza	19.736	261.725	17.060	237.114
1514199000	Other fraction of low acid rape/colza oil not chemically modified	0	39.005	0	100.125
1514911000	Crude oil of other rape/colza oil & its fractions	0	7.292	0	47.868
1514919000	Crude oil of mustard	0	422	0	550
1514999100	Other fractions of rape or colza oil	0	271.976	0	439.374
1514999900	Other fractions of mustard oil	0	5.493	0	12.098
1515110000	Crude oil of linseed	0	105	0	1.497
1515190000	Other linseed oil and its fractions	239.129	2.267.915	461.584	3.971.458
1515210000	Crude oil of maize (corn)	0	5.191	0	7.963
1515291900	Other fractions, not chemically modified of unrefined maize (corn) oil	1.287	37.550	2.431	70.113
1515299900	Other fractions, not chemically modified of refined maize (corn) oil	486	398.847	228	922.332
1515301000	Crude oil of castor	16.000	101.385	27.840	183.456
1515309000	Other castor oil and its fractions	48.090	1.659.946	93.123	2.738.062
1515502000	Fraction of unrefined sesame oil	0	20	0	22
1515509000	Fraction of refined sesame oil	16.074	503.780	66.384	807.643
1515901100	Crude oil of tengkawang	0	103.600	0	642.500
1515901200	Fraction of unrefined tengkawang oil	3.600	3.600	26.028	26.028
1515901900	Fraction of refined tengkawang oil	0	518	0	2.175
1515909100	Crude oil of other fixed vegetable fats and oils	1.047	20.171	12.600	89.315
1515909900	Other fixed vegetable fats and oils and their fractions	80.015	821.528	430.117	2.615.466
1516101000	Animal fats & oils and their fractions, in packing net weight >=10 kg	15.000	288.600	27.150	699.361
1516109000	Animal fats & oils and their fractions, in packing net weight < 10 kg	0	1.559	0	2.184
1516201100	Re-esterified fats & oils of soya bean and its fraction	15.200	158.543	31.990	288.225
1516201200	Re-esterified of crude palm oil and its fraction	60.000	1.304.017	105.600	2.440.100
1516201300	Re-esterified fats & of palm oil, other crude and its fraction	371.306	1.456.696	700.559	2.548.323
1516201800	Re-esterified fats & oils of olives and its fraction	0	10.043	0	14.947
1516201900	Other vegetable fat, re-esterified fats & oils and its fraction	0	3.167.827	0	4.841.656
1516202100	Hydrogenated fats in flakes of ground-nut, soya beans, palm oil or coconuts	3.015	28.491	4.152	31.082
1516202900	Other hydrogenated vegetable fats in flakes	409.680	3.219.661	904.403	6.748.246
1516204000	Hydrogenated and refined, bleached and deodorised palm kernel stearin or olein	1.259.746	5.341.525	1.740.999	6.681.278
1516207000	Refined, rbd palm stearin with iodine value not exceeding 48	0	323.300	0	459.196
1516209100	Other fat & oils of ground-nuts, palm oil or coconuts	0	454.510	0	641.482

I.3. IMPOR MENURUT KOMODITI / IMPORT BY HS COMMODITY
***** OKTOBER / OCTOBER 2008 *****

HS	Uraian Komoditi Commodity Description	Berat Bersih / Net Weight (Kg)		Nilai / Value C.I.F (US\$)	
		Bulan ini	Kumulatif	Bulan ini	Kumulatif
		Current Month	Cum.Jan. to date	Current Month	Cum.Jan. to date
1516209900	Other vegetable fats and oils and their fractions	216.792	6.687.205	319.761	8.790.074
1517100000	Margarine, excl. liquid margarine	98.026	860.538	141.052	1.473.499
1517901000	Imitation ghee	0	112	0	186
1517902000	Liquid margarine	113.533	504.600	209.273	1.210.739
1517903000	Mould release preparations	0	15	0	437
1517904300	Shortening	16.138	55.968	34.709	100.775
1517905000	Solid mixtures or prep of vegetable fats or oils or of their fractions	81.643	378.472	154.205	646.338
1517906200	Liquid mixtures or prep of fats/oil, which palm oil predominates	0	269.792	0	648.831
1517906300	Liquid mixtures or prep of fats/oil, which crude palm kernel oil predominates	0	34.931	0	36.136
1517906400	Liquid mixtures or prep of fats/oil, which (rbd) palm kernel oil predominates	0	4.539	0	6.538
1517906800	Liquid mixtures or prep of fats/oil, which illipenut oil predominates	0	112.142	0	329.512
1517906900	Liquid mixtures or prep of fats/oil, which oth vegetable oil predominates	4.521	337.631	14.753	1.118.093
1517909000	Oth edible mixtures or prep of animal or vegetable fats or oils	153.132	1.272.344	307.951	4.408.285
1518001200	Animal fats and oils, boiled, oxidised, dehydrated, sulphurised, blown, polymerised	0	92.235	0	131.851
1518001400	Ground-nut, soya-bean, palm/coconut oil polymerised, or oth chemically modified	91.940	1.029.821	165.097	1.833.557
1518001500	Linseed oil & its fract, boiled, oxidised, dehydrated, sulphurised, blown, polymerised	0	24.272	0	44.475
1518001600	Olive oil & its fract, boiled, oxidised, dehydrated, sulphurised, blown, polymerised	39.019	234.789	31.931	197.188
1518001900	Oth animal/vegetable fat & oils, boiled, dehydrate, sulphurise, blown, polymerised	93.851	1.015.990	108.301	2.142.431
1518002000	Inedible mixtures/preparation of animal fats or oils or of different fats/oils	20.245	159.034	43.467	313.950
1518003200	Inedible mixtures/preparations of ground-nuts, soya-beans or coconuts	65.600	962.240	126.800	1.766.957
1518003300	Inedible mixtures/preparation of linseed	15.200	89.804	41.040	206.074
1518003900	Inedible mixtures or preparate of other vegetable fats or oils	14.101	223.910	65.427	587.422
1518006000	Inedible mixture & preparate of animal or vegetable fats or oils	4.763	358.030	22.175	1.534.387
1520001000	Glycerol, crude	0	721.448	0	259.011
1520009000	Glycerol waters and glycerol lyes	17	2.306.996	140	1.971.131
1521100000	Vegetable waxes (oth. than triglycerides) whether or not refined or colored	10.637	208.966	45.396	1.103.531
1521901000	Bee wax and other insect waxes, whether or not refined or colored	352	16.137	2.312	134.861
1521902000	Spermaceti, whether or not refined or colored	17	1.082	193	6.540
1601000011	Sausage containing pork	0	167	0	1.683
1601000090	Other sausages and similar products of meat, meat offal or blood	2.277	30.771	1.780	21.009
1602101000	Prepared or preserved meat offal/blood containing pork, in airtight containers	0	9.100	0	51.891
1602329000	Oth prepared/preserved meat offal/blood of fowls of the spec. gallus domesticus	26.308	59.845	52.254	145.831
1602390000	Oth prepared/preserved meat offal/blood of oth fowls of poultry of heading 01.05	29	34.628	453	64.256
1602411000	Hams and cuts thereof of swine, in airtight containers	0	32.407	0	36.915
1602419000	Hams and cuts thereof of swine, in other than airtight containers	2.856	15.112	4.322	23.400
1602421000	Shoulders and cuts thereof of swine in airtight containers	0	1.468	0	1.125
1602491100	Luncheon meat of swine, in airtight containers	0	10.002	0	7.007
1602491900	Luncheon meat of swine, in other than airtight containers	32.746	100.424	36.936	109.117
1602499100	Oth prepared/preserved meat offal/blood of swine in airtight containers	97.186	341.392	110.710	375.309
1602499900	Oth prepared/preserved meat offal/blood of swine not in airtight containers	0	5.898	0	9.826
1602500000	Other prepared or preserved meat offal or blood of bovine animals	10.150	566.535	36.596	2.307.432
1602909000	Oth prepared/preserved meat offal/blood of any animal	2.458	30.353	15.114	70.262
1603001000	Extracts & juices of chicken, with herbs	0	4.466	0	37.136
1603002000	Extract & juice of chicken, without herbs	0	17.292	0	99.899
1603003000	Extracts/juices of oth meat, fish/crustamolluscs/aquatic invertebr, with herbs	0	162.000	0	152.460
1603009000	Extracts/juices of oth meat, fish/crustamolluscs/aquatic invertebr, without herbs	10.119	38.079	10.038	111.969
1604111000	Salmon, prepared/preserved in airtight containers	0	5.891	0	21.790
1604119000	Salmon, prepared or preserved in other than airtight containers	20	2.625	86	7.389
1604131100	Sardines, prepared/preserved in airtight container	21.089	272.281	52.641	483.756
1604131900	Sardines, prepared or preserved in other than airtight containers	54.041	1.965.920	52.125	1.472.288
1604139100	Sardinella and brisling or sprats, prepared/preserved in airtight container	0	5.353	0	4.880
1604139900	Sardinella and brisling or sprats, prep/preserved not in airtight containers	252.602	1.847.825	435.801	3.510.037
1604141000	Tunas, skipjack & bonito (sarda spp), prepared/preserved in airtight container	0	121.439	0	449.879
1604149000	Tunas, skipjack, bonito (sarda spp), prep/preserved not in airtight containers	2.299	107.709	10.548	99.939
1604151000	Mackerel, prepared or preserved, in airtight containers	62.544	671.890	75.081	1.081.717
1604159000	Mackerel, prepared or preserved, in other than airtight containers	0	478.178	0	382.124
1604161000	Anchovies, prepared or preserved, in airtight containers	0	2.366	0	8.020
1604169000	Anchovies, prepared or preserved, in other than airtight containers	0	722.151	0	765.414
1604193000	Other fish, whole or in pieces, but not minced, in airtight containers	0	12.339	0	13.033
1604199000	Other fish, whole/in pieces, not minced, prepared/preserved in other	0	2.503	0	4.368
1604201900	Sharks fins, prepared and ready for use in other than airtight containers	0	7.195	0	271.100
1604202100	Fish sausages in airtight containers	0	260	0	221
1604202900	Fish sausages in other than airtight containers	0	4.706	0	8.342
1604209100	Other prepared or preserved fish, in airtight containers	20.335	184.529	22.024	170.722
1604209900	Oth prepared/preserved fish, in other than airtight containers	50.299	411.564	90.027	1.048.090
1604301000	Caviar and caviar substitutes, prepared/preserved, in airtight container	0	4.214	0	5.376
1605101000	Crabs in airtight containers prepared or preserved	33.238	158.074	379.550	1.501.994
1605109000	Crabs in other than airtight containers prepared or preserved	7.116	64.343	25.305	196.136
1605201100	Shrimps paste in airtight containers prepared or preserved	0	17.334	0	62.000
1605201900	Shrimps paste in other than airtight containers prepared or preserved	181	1.402	272	1.873
1605209100	Other aquatic invertebrata in airtight containers, prepared or preserved	0	345	0	299
1605209900	Oth aquatic invertebrata in oth contners, prepared or preserved	3.326	59.210	9.509	257.737
1605300000	Lobster, prepared or preserved	0	13	0	239

I.3. IMPOR MENURUT KOMODITI / IMPORT BY HS COMMODITY
***** OKTOBER / OCTOBER 2008 *****

H S	Uraian Komoditi Commodity Description	Berat Bersih / Net Weight (Kg)		Nilai / Value C.I.F (US\$)	
		Bulan ini	Kumulatif	Bulan ini	Kumulatif
		Current Month	Cum.Jan. to date	Current Month	Cum.Jan. to date
1605409000	Other crustaceans in other containers, prepared or preserved	0	16.463	0	8.203
1605901000	Abalone, prepared or preserved	0	2.083	0	3.646
1605909000	Oth crustaceans, molluscs & oth.aquaticinvertebrates, prepared or preserved	11.929	248.678	15.649	283.663
1701110010	Cane sugar,icumsa minimal 1200	1	318.200.233	1	103.812.212
1701110090	Cane sugar,icumsa maximal 1200	0	25.000	0	9.200
1701991100	Refined sugar, white	31.882.001	545.147.276	13.279.048	205.813.332
1701991900	Other refined sugar	0	2.509.215	0	1.087.087
1701999000	Other cane or beet sugar, & chemicallypure sucrose, in sold form	0	34.650.000	0	13.904.878
1702110000	Lactose and lactose syrup, containingby weight 99% or more lactose	194.510	2.824.046	351.744	5.700.580
1702190000	Lactose and lactose syrup, containingby weight less than 99% lactose	309.020	4.918.480	862.485	8.485.082
1702200000	Maple sugar and maple syrup	4.777	43.628	17.431	68.872
1702301000	Glucose, containing fructose < 20%	809.780	20.007.159	608.736	12.920.196
1702302000	Glucose syrup, containing fructose < 20%	2.139.201	18.817.765	1.159.356	8.954.844
1702400000	Glucose and glucose syrup, containing20% <= fructose < 50%	353.000	1.473.059	241.475	958.492
1702500000	Chemically pure fructose	27.731	224.917	42.262	288.316
1702601000	Fructose, containing fructose > 50%	7.000	22.153	27.700	83.113
1702602000	Fructose syrup,containing fructose >50%	462	81.096	11.194	178.256
1702901000	Maltose	920.146	6.788.240	630.412	4.338.651
1702902000	Artificial honey, whether or not mixedwith natural honey	336.437	2.096.340	426.953	2.363.506
1702903000	Flavoured or colored sugars (exludingmaltose)	27	56	55	108
1702904000	Caramel	229.543	2.779.979	201.988	2.480.304
1702909000	Other sugar, incl. invert sugar & sugarsyrup blends cont. 50% of fructose	602.430	4.183.416	789.589	5.617.442
1703101000	Cane molasses containing added flavouringor coloring matter	0	3.980.000	0	764.700
1703109000	Cane molasses not containing addedflavouring or coloring matter	577	56.676	1.780	30.747
1703901000	Oth molasses result from extract/refineof sugar,cont add flavoure/color matter	228	242	988	1.015
1703909000	Oth molasses result from extract/refinesugar,not cont add flavour/color matter	5.839	56.015.845	7.626	10.315.236
1704100000	Chewing gum,whether or not sugar-coated	54.849	688.109	123.318	1.416.989
1704901000	Medicated sweets	74	207.360	348	1.878.080
1704902000	White chocolate	4.451	67.985	20.731	325.393
1704909000	Oth sugar confectionery, not cont.cocoa	466.853	8.457.054	658.804	12.760.158
1801000000	Cocoa beans, whole or broken,raw/roasted	45.000	22.766.526	122.840	59.026.220
1802000000	Cocoa shells, husks, skins & oth cocoa waste	0	125.003	0	17.097
1803100000	Cocoa paste, not defatted	16.174	211.269	48.556	588.371
1803200000	Cocoa paste, wholly or partly defatted	810.490	3.746.499	735.391	3.393.853
1804000000	Cocoa butter, fat and oil	921	19.804	1.530	74.268
1805000000	Cocoa powder, not containing added sugaror other sweetening matter	624.017	6.734.913	1.000.262	9.855.248
1806100000	Cocoa powder,containing added sugar orother sweetening matter	794.025	11.702.672	1.607.937	22.647.998
1806201000	Chocolate confectionary in blocks, slabor bars, weighing > 2 kg	37.440	132.978	79.203	396.326
1806209000	Oth chocolate & oth food preparationscont. cocoa, weighing > 2 kg	52.083	216.657	108.384	1.055.372
1806311000	Chocolate confectionary in blocks,slabsbars, filled, weighing > 2 kg	8.744	138.351	52.497	806.066
1806319000	Oth chocolate & oth food preparationscont. cocoa, filled, weighing > 2 kg	34.639	901.499	159.073	4.692.650
1806321000	Chocolate confectionary in blocks,slabsbars, not filled, weighing > 2 kg	2.323	251.033	9.973	158.113
1806329000	Oth chocolate & oth food preparationscont. cocoa, not filled, weighing > 2 kg	16.539	252.147	32.365	585.036
1806901000	Chocolate confectionary in tablets orpastilles	21.843	360.226	108.613	1.970.266
1806909000	Food preparations of flour, meal,starchcont. 40% <= cocoa <50%, for retail	58.802	795.645	217.654	2.906.480
1901101000	Preparations of malt extract for infantuse, put up for retail sale	31.660	144.976	78.061	362.920
1901102000	Prep for infant use, of goos of heading0401 to 0404 of malt for infant use	49.791	717.746	185.375	4.168.530
1901103000	Preparations of soya bean powder forinfant use, put up for retail sale	414.486	3.477.551	1.172.026	11.117.433
1901109000	Food preparations of withoutcontaining fat for baby	134.523	1.618.120	269.048	3.745.549
1901201000	Mixes & doughs of flour, groats, meal,starch/malt extract, not cont. cocoa	48.285	299.660	110.462	756.879
1901202000	Mixes & doughs of flour, groats, meal,starch/malt extract, containing cocoa	0	3.194	0	24.075
1901203000	Other mixes & doughs for prep. ofbakers wares, not containing cocoa	429.717	1.961.255	373.661	3.032.113
1901204000	Other mixes and doughs for prep. ofbakers wares, containing cocoa	33.775	313.052	28.205	247.682
1901901000	Infant food prep for lactase deficieny,medical not put up for retail sale,	4.115	42.944	5.758	65.612
1901902000	Malt extractInfant food, not put up for retail sale	50.733	1.280.627	76.334	1.741.198
1901903100	Filled milk, prep. of goods of heading04.01 to 04.04	242.620	2.122.233	902.245	2.839.050
1901903900	Oth medical food prep of goods ofheading 0401 to 0404	866.985	6.479.650	2.454.599	18.079.890
1901904100	Other soya based preparation, in powderform	0	12.155	0	21.105
1901904900	Other soya based preparations, in otherform	987	82.882	524	85.187
1901909010	Kerupuk of shrimps	2.881	77.780	58.448	157.736
1901909090	Oth preparation of medical food cont.cocoa	401.590	3.529.290	1.376.078	11.348.003
1902110000	Uncooked pasta, not stuffed/otherwiseprepared, containing eggs	41.150	654.810	42.542	794.868
1902192000	Rice vermicelli (bee hoon)	104.577	499.580	102.473	491.389
1902199000	Oth uncooked pasta, not containing eggs	665.048	5.524.424	585.288	4.889.784
1902201000	Stuffed pasta, whether or not cookedor otherwise prepared	0	124.545	0	414.219
1902209000	Oth stuffed pasta, whether or not cooked	4.043	4.799	7.173	9.274
1902301000	Instant noodles	50.179	732.353	68.282	843.584
1902302000	Instant rice vermicelli	51.788	319.953	43.061	246.523
1902309000	Other stuffed pasta	39.709	1.073.113	64.733	1.925.533
1902400000	Couscous	650	1.931	992	5.734
1903000000	Pearl tapioca, flakes, sefting andsubstitutes of tapioca	6.733	363.534	8.687	233.400
1904100000	Prepared foods obtained by the swellingor roasting of cereals/cereal products	203.524	2.703.558	559.346	7.260.300
1904200000	Prapared foods of mixtures of roastedor unroasted cereal flakes products	57.029	494.170	125.250	681.076

I.3. IMPOR MENURUT KOMODITI / IMPORT BY HS COMMODITY
***** OKTOBER / OCTOBER 2008 *****

H S	Uraian Komoditi Commodity Description	Berat Bersih / Net Weight (Kg)		Nilai / Value C.I.F (US\$)	
		Bulan ini	Kumulatif	Bulan ini	Kumulatif
		Current Month	Cum.Jan. to date	Current Month	Cum.Jan. to date
1904300000	Bulgur wheat	334	438	1.565	4.813
1904901000	Rice preparations, including pre-cookedrice	0	817.982	0	910.767
1904909000	Oth prepared foods obtained of cerealsor cereal products	76.307	801.682	193.789	1.657.420
1905100000	Crispbread	150.599	3.325.152	118.138	2.420.623
1905200000	Gingerbread and the like	0	968	0	3.022
1905311000	Sweet biscuits not containing cocoa	100.040	1.664.513	226.332	4.582.383
1905312000	Sweet biscuits containing cocoa	182.055	2.114.860	317.210	3.202.295
1905320000	Waffles and wafers	169.305	4.222.216	633.828	8.434.919
1905400000	Rusks, toasted bread & similar toastedproducts	17.130	305.614	25.815	511.133
1905901000	Unsweetened teething biscuits	2.982	5.787	17.338	23.000
1905902000	Other unsweetened biscuits	2.629	660.179	1.529	753.663
1905903000	Cakes	170.130	2.198.530	110.301	2.053.248
1905904000	Pastries	32.486	121.200	96.420	297.400
1905905000	Bakery products made without flour	0	6.664	0	3.098
1905907000	Communion wafers, sealing wafers, ricepaper and similar products	708	166.049	1.467	196.388
1905908000	Other crisp savoury food products	6.039	262.524	11.165	663.094
1905909000	Other baker wares	214.414	3.127.629	489.427	5.428.058
2001100000	Cucumbers and gherkins,prepared or preserved by vinegar or acetic acid	10.721	261.843	21.178	232.950
2001901000	Onions, prepared/preserved by vinegaror acetic acid	26.100	327.525	11.700	139.472
2001909000	Oth vegetables,fruit,nuts,edible plantprep/preserve by vinegar/acetic acid	19.175	145.589	40.786	188.762
2002101000	Tomatoes, whole/in pieces,not preparedor preserved by vinegar/acetic acid	62	115.086	390	83.712
2002109000	Oth tomatoes, whole/in pieces,not prep.or preserved by vinegar/acetic acid	0	38.888	0	63.558
2002901000	Tomato paste, not prepared or preservedby vinegar or acetic acid	486.545	6.626.288	611.780	5.443.565
2002909000	Other tomatoes, prepared or preservedotherwise than by vinegar/acetic acid	11.738	228.511	21.819	353.667
2003100000	Mushrooms of the genus agaricus, notprepared/presrvd by vinegar/acetic acid	37.997	790.696	52.852	705.216
2003200000	Truffles, not prepared/preserved byvinegar or acetic acid	0	1.423	0	16.832
2003900000	Oth mushrooms, not prepared/preservedby vinegar or acetic acid	31.341	336.856	46.075	491.644
2004100000	Potatoes, frozen, not preprd/preservedby vinegar or acetic acid	881.140	9.710.082	957.235	10.206.044
2004901000	Infant food of vegetables, frozen, notprepared/presrvd by vinegar/acetic acid	0	628	0	1.019
2004909000	Oth vegetables,frozen,prep/preservedby vinegar/acetic acid	490	12.327	276	23.846
2005100000	Homogenised vegetables,not frozen, notprepared/preservd by vinegar/acetic acid	565	3.026	1.384	7.819
2005201000	Potatoes chips & sticks,not frozen, notprepared/presrvd by vinegar/acetic acid	266.240	2.411.940	389.063	4.171.781
2005209000	Other potatoes, not frozen, not prep.or preserved by vinegar or acetic acid	290	8.588	677	14.620
2005400000	Peas (pisum sativum), not frozen, notprepared/preservd by vinegar/acetic acid	18.842	1.411.143	10.512	713.598
2005510000	Beans,shelled, not frozen, not preparedor preserved by vinegar or acetic acid	11.918	267.933	13.475	293.224
2005590000	Other beans, not frozen, not preparedor preserved by vinegar or acetic acid	60.618	1.112.080	47.800	671.835
2005600000	Asparagus, not frozen, not prepared orpreserved by vinegar or acetic acid	53.483	345.419	38.477	237.933
2005700000	Olives, not frozen, not prepared orpreserved by vinegar or acetic acid	5.487	132.606	7.113	183.648
2005800000	Sweet corn(zea mays var.saccharata),notfrozen,not prepared by vinegar/actc ac	75.134	752.765	55.703	661.880
2005910000	Vegetables and mixtures of, notfrozen,not prepared by vinegar/acid	28.743	203.778	19.593	340.522
2005990000	Oth smoked garlic, not frozen vegetable& mixtures of not prep.by vinegar/acid	100.795	614.444	83.061	516.849
2006000000	Vegetables,fruit,nuts,fruit-peel & othparts of plants,preserved by sugar	85.436	592.871	75.690	676.255
2007100000	Jams, fruit jellies, marmalades, fruitor nut, homogenised preparations	57.456	372.835	137.899	1.168.399
2007910000	Citrus fruit	104	567.804	1.047	1.132.249
2007991000	Fruit grains and pastes other than ofmango, pineapples or strawberries	33.187	208.631	48.487	261.679
2007999000	Fruit grains and pastes of mango,pineapples or strawberries	58.030	875.969	193.499	2.193.012
2008111000	Roasted ground nuts, othwise prepared/preserved	19.907	160.305	31.124	187.332
2008112000	Peanut butter, othwise prepared orpreserved	39.964	405.387	106.774	961.410
2008119000	Oth ground nuts, othwise prepared orpreserved	8.505	305.863	13.675	511.272
2008191000	Cashew, incl. mixtures,othwise preparedor preserved	73	479	345	2.302
2008199000	Other nuts and seeds, othwise preparedor preserved	10.200	163.415	97.807	704.049
2008200000	Pineapples, othwise prepared/preserved	1.163	1.521.097	17.717	1.532.638
2008301000	Citrus fruit, added sugar/oth.sweeteningin or not in airtight container	0	22.640	0	13.881
2008309000	Oth citrus fruit, not added sugar/sweetening in/not in airtight container	90.505	378.294	89.537	357.457
2008401000	Pears, containing added sugar orsweetening matter in airtight container	5	12.204	26	13.881
2008409000	Oth pears, not containing added sugarsweetening matter, in/not airtight cont.	1.379	29.993	1.146	44.588
2008501000	Apricots,containing added sugar / othersweet,matter in/not airtight container	11	10.630	52	6.896
2008509000	Apricots, not containing added sugar/sweetening, in/not airtight containers	0	13.793	0	21.420
2008601000	Cherries,containing added sugar / othersweet,matter in/not airtight container	83.531	475.859	74.218	434.722
2008609000	Cherries, not containing added sugar/sweetening, in/not airtight containers	39.840	115.861	75.859	189.511
2008701000	Peaches,containing added sugar or othersweet,matter in/not airtight container	40.065	160.476	20.949	96.393
2008709000	Peaches, not containing added sugar/sweetening, in/not airtight containers	18.908	87.688	23.927	95.272
2008809000	Strawberries,not containing added sugar/sweetening, in/not airtight containers	246	159.108	973	234.831
2008910000	Palm hearts, oth prepared or preserved,whether or not containing added sugar	0	4.004	0	1.929
2008922000	Mixtures of other edible parts of plantadded sugar, in/not airtight container	16.353	687.678	11.738	303.400
2008929000	Mixtures of other edible parts of plantnot added sugar,in/not airtight contain.	201.649	1.257.205	120.194	796.116
2008991000	Lychees, othwise prepared or preserved	140.376	1.015.927	106.566	789.603
2008992000	Longans, othwise prepared or preserved	476.766	2.376.305	324.735	1.695.092
2008993000	Stems,roots and oth.edible partsof plants, othwise prepared or preserved	6.948	78.339	12.504	109.954
2008994000	Othwise prepared or preserved, addedsugar/sweet, in/not airtight container	19.538	137.018	22.927	178.415
2008999000	Othwise prepared/preserved, not addedsugar/sweet, in/not airtight container	30.093	620.072	22.062	585.887
2009110000	Orange juice, frozen	75.499	718.518	159.740	1.542.068
2009120000	Orange juice, not frozen,of a brix value not exceeding 20	68.543	724.844	46.326	596.919

I.3. IMPOR MENURUT KOMODITI / IMPORT BY HS COMMODITY
***** OKTOBER / OCTOBER 2008 *****

H S	Uraian Komoditi Commodity Description	Berat Bersih / Net Weight (Kg)		Nilai / Value C.I.F (US\$)	
		Bulan ini	Kumulatif	Bulan ini	Kumulatif
		Current Month	Cum.Jan. to date	Current Month	Cum.Jan. to date
2009190000	Orange juice, not frozen,of a brix value exceeding 20	15.191	1.075.226	18.475	917.907
2009210000	Grapefruit juice, of a brix value not exceeding 20	1.249	3.159	866	2.701
2009290000	Other grapefruit juice of a brix value exceeding 20	9.600	156.928	86.797	725.960
2009310000	Juice of any other single citrus fruit,of a brix value not exceeding 20	8.221	30.215	7.083	29.040
2009390000	Other juice of any other single citrus for a brix value exceeding 20	4.583	225.572	4.577	459.816
2009410000	Pineapple juice,of a brix value not exceeding 20	3.333	26.963	3.025	23.819
2009490000	Other pineapple juice,of a brix value exceeding 20	13.073	265.542	19.005	282.877
2009500000	Tomato juice	6.778	159.337	5.751	125.383
2009610000	Grape juice (including grape must),of a brix value not exceeding 20	32.081	288.731	27.549	253.162
2009690000	Other grape juice (including grape must)of a brix value exceeding 20	23.026	122.133	6.176	160.571
2009710000	Apple juice,of a brix value not exceeding 20	59.454	605.635	45.867	546.510
2009790000	Other apple juice of a brix value exceeding 20	9.514	632.758	5.679	1.326.095
2009801000	Blackcurrant juice	0	5.182	0	42.910
2009809000	Other juice of any other single fruitor vegetables	71.347	760.777	156.509	1.116.921
2009900000	Mixtures of juices	225.128	1.953.757	592.203	4.278.944
2101111000	Instant coffee	417.816	2.609.129	3.393.923	19.409.087
2101119000	Oth extracts, essences and concentrates of coffee	77.203	800.737	156.075	2.250.258
2101120000	Preparations with a basis of extracts,essences or concentrates of coffee	241.737	2.029.355	6.918.280	38.164.057
2101201000	Tea preparations consisting of a mixture tea, milk powder and sugar	9.620	74.484	19.881	132.642
2101209000	Mate preparations consisting of a mixture mate , milk powder and sugar	72.022	1.042.227	402.040	3.913.837
2101300000	Roasted chicory&oth.roasted coffee substitutes,extract,essence&concent.thereof	0	3.788	0	31.986
2102101000	Bread yeasts, active	262.698	1.768.605	705.145	4.095.338
2102109000	Active yeasts, other than for bread	111.540	1.079.331	263.148	3.015.626
2102200000	Inactive yeasts; other single-cell microorganisms, dead	618.477	5.630.301	405.340	7.438.651
2102300000	Prepared baking powders	244.800	1.242.674	661.106	2.729.680
2103100000	Soya sauce sweet, salt and other	394.443	4.224.542	282.518	3.239.941
2103200000	Tomato ketchup and other tomato sauces	38.567	685.626	40.237	940.549
2103300000	Mustard flour & meal & prepared mustard	19.103	380.670	35.608	457.692
2103901000	Chilli sauce	20.368	371.468	23.146	474.725
2103902000	Mixed condiments and mixed seasonings,including belachan	41.455	771.093	242.434	2.569.845
2103903000	Fish sauce	211.160	1.929.817	126.044	1.258.478
2103909000	Other sauces and preparations therefor;mustard flour & meal & prepared mustard	703.947	8.355.213	1.360.579	15.604.169
2104101000	Soups and broths & preparation thereforcontaining meat	11.750	230.727	14.152	349.775
2104109000	Soups and broths & preparation therefor,not containing meat	28.582	679.934	63.913	1.372.986
2104201000	Homogenised composite food preparations,containing meat	1.593	51.176	1.022	40.262
2104209000	Homogenised composite food preparations,not containing meat	13.727	80.017	13.293	107.063
2105000000	Ice cream and other edible ice, whether or not containing cocoa	111.253	1.421.528	427.812	4.785.141
2106100000	Protein concentrates and texturedprotein substances	162.957	1.361.520	344.839	4.687.444
2106901000	Dried bean curd and bean curd sticks	2.371	111.378	20.442	220.641
2106902000	Flavoured or colored syrups	62.755	418.935	181.632	1.142.943
2106903000	Non-dairy creamer	3.161.196	43.432.341	6.835.446	78.503.160
2106904000	Autolysed yeast preparations	34.477	323.648	535.611	3.484.876
2106905100	Non-alcoholic prep used as raw materialto make composite concentrates bevera	0	24.639	0	116.654
2106905200	Non-alcoholic comp concentrates for simpdilution with water to make beverages	406.089	3.657.883	2.431.766	26.784.349
2106905300	Ginseng based products, non-alcoholicpreparations use for making beverages	17	17.172	518	45.273
2106905900	Other non-alcoholic preparations usefor making beverages	273.570	1.512.078	1.005.206	5.575.157
2106906900	Other alcoholic preparations	0	55	0	837
2106907000	Preparations vitamins or minerals, medic food and oth.food supplements	327.739	1.827.191	5.385.339	40.704.595
2106908000	Mixtures of chemicals foodstuffs or subwith nutritive value, used for food proc	511.025	3.556.955	4.686.853	29.607.789
2106909100	Fortificant premixes	7.744	114.654	121.444	2.057.532
2106909200	Ginseng based preparations	1.612	60.069	69.683	1.173.916
2106909400	Other preparations for infant use	3.291	52.362	128.993	1.328.532
2106909500	seri kaya	0	5.542	0	104.575
2106909900	Other food preparations not elsewherespecified or included	5.046.467	34.094.924	15.258.114	122.201.590
2201100000	Mineral waters and aerated waters	467.151	4.700.678	437.383	3.267.829
2201909000	Other mineral waters or artificial	3.145	3.647	2.518	10.855
2202101000	Sparkling mineral waters and aeratedwaters, flavoured	207.557	16.501.715	116.952	7.644.388
2202109000	Other mineral water, containing added sugar/sweetening or flavoured	724.534	13.510.194	449.481	8.588.248
2202901000	Flavoured uht milk drink	114.132	1.834.903	378.038	2.653.433
2202902000	Soya milk drink	121.266	3.718.738	58.581	1.975.005
2202903000	Non-aerated beverage ready for immediateconsumption without dilution	2.886.437	11.095.526	1.555.099	7.517.972
2202909000	Oth non-alcoholic beverages, excludingfruit or vegetable juices	4.711.617	43.204.379	3.345.105	32.179.389
2203009000	Other beer made from malt,including ale	8.106	45.821	168.058	243.936
2204211100	Wine, in containers <= 2 l, alcoholicstrength by volume <= 15%	510	127.037	897	202.070
2204211200	Wine, in containers <= 2 l, alcoholicstrength by volume > 15%	0	1.532	0	9.000
2204212100	Grape must,in container <=2 l,alcoholicstrength by volume <= 15%	5.347	45.978	187.253	304.257
2204292200	Grape must,in container > 2 l,alcoholicstrength by volume > 15%	0	360	0	646
2205901000	Vermouth & oth wine,in container > 2 l,alcoholic strength by volume <= 15%	24	24	119	119
2206002000	Sake (rice wine)	0	30	0	278
2206009000	Other fermented beverages,including mead	0	100	0	186
2207100000	Undenatured ethylalcohol of alcoholicstrength by volume of >= 80%	11.416	39.441	63.149	287.843
2207201100	Ethyl alcohol of an alcoholic strengthby volume of > 99%	1.185	15.665	2.316	23.413
2207201900	Oth denatured ethyl alcohol, includingmethylate spirits	16	6.762	158	34.205

I.3. IMPOR MENURUT KOMODITI / IMPORT BY HS COMMODITY
***** OKTOBER / OCTOBER 2008 *****

H S	Uraian Komoditi Commodity Description	Berat Bersih / Net Weight (Kg)		Nilai / Value C.I.F (US\$)	
		Bulan ini	Kumulatif	Bulan ini	Kumulatif
		Current Month	Cum.Jan. to date	Current Month	Cum.Jan. to date
2207209000	Other ethyl alcohol and other spirits	0	7.484	0	10.874
2208201000	Brandy of an alcoholic strength byvolume not exceeding 46% vol	19.949	19.992	116.945	117.192
2208202000	Brandy of an alcoholic strength byvolume exceeding 46% vol	0	5.917	0	70.815
2208204000	Other spirits of an alcoholic strengthby volume exceeding 46% vol	26.418	69.915	313.275	835.858
2208301000	Whiskies of an alcoholic strength byvolume not exceeding 46% vol	3.775	38.821	21.525	343.789
2208302000	Whiskies of an alcoholic strength byvolume exceeding 46% vol	0	23.122	0	275.958
2208501000	Gin&geneva of an alcoholic strength byvolume not exceeding 46% vol	700	19.307	3.936	112.237
2208502000	Gin&geneva of an alcoholic strength byvolume exceeding 46% vol	0	362	0	4.321
2208601000	Vodka of an alcoholic strength byvolume not exceeding 46% vol	87	1.817	174	9.236
2208602000	Vodka of an alcoholic strength byvolume exceeding 46% vol	755	10.081	2.107	113.638
2209000000	Vinegar and substitutes for vinegarobtained from acetic acid	64.946	920.682	75.323	1.052.020
2301100000	Flours, meals & pellets, of meat / meatoffal; unfit for human cnsmtion; greaves	6.563.539	59.018.621	4.640.135	37.895.855
2301200000	Flours,meals&pellets,of fish/crustacean,molluscs/other aquatic invertebrates	8.011.827	56.810.283	8.511.295	52.295.005
2302100000	Bran, sharps and other residues ofmaize (corn)	0	87.132	0	64.698
2302300000	Bran, sharps and other residues of wheat	238.000	3.359.467	116.740	1.530.591
2302409000	Bran, sharps and other residues of othcereals	0	56.935	0	22.152
2302500000	Bran, sharps and other residues ofleguminous plants	35.000	402.500	21.542	256.866
2303101000	Residues of starch manufacture ofmanioc (cassava) or sago	19.020	28.119	126.000	128.911
2303109000	Other residues of starch and similarresidues	24.770.219	176.866.225	18.663.470	118.398.012
2303200000	Beet pulp, bagasse and other waste ofsugar manufacture	79	58.248	540	89.183
2303300000	Brewing or distilling dregs and waste	14.835.128	58.422.060	4.776.552	17.959.853
2304000000	Oil-cake&other solid residues,in pelletform, from the extract of soyabean oil	114.771.604	1.931.383.266	58.427.867	906.286.910
2305000000	Oil-cake&other solid residues,in pelletform, from the extract of ground-nut oil	256.500	3.154.674	109.013	1.177.381
2306300000	Oil-cake and other solid residues ofsunflower seeds	0	221.440	0	85.697
2306410000	Oil-cake and other solid residues oflow erucic acid rape or colza seeds	12.259.853	114.533.863	3.495.568	30.690.284
2306490000	Other oil-cake and other solid residuesof rape or colza seeds	508.340	2.988.934	139.794	898.423
2306500000	Oil-cake and other solid residues ofcoconut/copra manual/mechanic proces	13.000	38.000	462	3.736
2306600000	Oil-cake and other solid residues ofpalm nuts or kernels	0	567.280	0	199.676
2306902000	Oil-cake and other solid residues ofmaize (corn) germ	2.101.931	24.034.842	1.310.834	13.115.788
2306909000	Other oil-cake and other solid residues	1.892.683	28.554.551	635.549	5.686.308
2307000000	Wine lees; argol	1	243	6	11.879
2308000000	Vegetable materials and waste, residuesof a kind used in animal feeding	35.992	740.393	16.658	266.413
2309101000	Dog or cat food, put up for retail sale,containing meat	723.932	5.512.374	604.554	4.547.712
2309109000	Dog or cat food, put up for retail sale,not containing meat	595.665	5.590.547	669.745	6.591.877
2309901100	Complete feed for poultry	311.116	2.327.271	179.139	1.339.546
2309901200	Complete feed for swine	4.977.251	35.274.938	1.156.930	8.823.808
2309901300	Complete feed for prawn feed	850.378	2.569.062	985.117	2.387.182
2309901900	Other complete feed	146.924	766.157	118.227	1.618.252
2309902000	Premixes, feed supplements and feedadditives for animal	2.810.076	28.709.798	7.872.742	85.490.921
2309903000	Other preparations of a kind used inanimal feeding, containing meat	20.811.003	214.257.973	12.860.151	123.458.453
2309909000	Other preparations of a kind used inanimal feeding, not containing meat	14.413.115	140.286.931	9.592.089	85.458.683
2401101000	Virginia tobacco, not stemmed/stripped,flue-cured	942.801	8.364.516	5.073.352	35.923.821
2401102000	Virginia tobacco, not stemmed/stripped,not flue-cured	135	55.402	956	368.767
2401103000	Other tobacco, not stemmed/stripped,flue-cured	415.800	2.128.885	1.975.050	11.006.309
2401109000	Other tobacco, not stemmed/stripped,not flue-cured	103.525	891.336	489.801	9.613.048
2401201000	Virginia tobacco, partly/wholly stemmed/stripped, flue-cured	2.643.411	30.113.581	11.471.820	105.913.949
2401202000	Virginia tobacco, partly/wholly stemmed/stripped, not flue-cured	0	178.200	0	655.776
2401203000	Oriental tobacco, partly/wholly stemmed/stripped	75.550	10.670.717	421.023	50.958.618
2401204000	Burley tobacco, partly/wholly stemmed/stripped	124.740	2.051.520	380.323	8.263.491
2401205000	Other tobacco, partly/wholly stemmed/stripped, flue-cured	562.255	2.966.455	1.805.014	11.777.556
2401209000	Other tobacco, partly/wholly stemmed/stripped, not flue-cured	40.820	2.417.159	123.803	12.435.028
2401301000	Tobacco stems	635	1.583.309	3.573	1.104.272
2401309000	Other tobacco refuse	13.031	651.434	11.727	883.077
2402100000	Cigars, cheroots and cigarillos,containing tobacco	0	37.127	0	403.400
2402201000	Beedies	7.780	8.636	43.358	70.457
2402209010	Cigarettes tobacco	0	4.763	0	80.577
2402209090	Other cigarettes containing tobacco	18.558	201.490	67.616	2.152.641
2402902000	Cigarettes of tobacco substitutes	5.397	36.652	181.182	728.335
2403101100	Blended tobacco, packed for retail sale	0	141.240	0	533.372
2403101900	Other smoking tobacco, packed for retailsale	1.007	12.969	45.087	204.595
2403102100	Blended tobacco, for cigarette making	514.023	7.169.553	3.800.655	51.478.976
2403102900	Oth manufactures tobacco for cigarettmaking	0	32.734	0	210.119
2403109000	Other smoking tobacco, whether or notcontaining tobacco substitutes	2.378	490.497	13.379	1.800.229
2403910000	Homogenised or reconstituted tobacco	0	25.431	0	225.595
2403991000	Tobacco extracts and essences	7.142	14.942	37.667	309.204
2403993000	Manufactured tobacco substitutes	0	21	0	21
2403994000	Snuff	0	1	0	210
2403996000	Ang hoon	29	29	269	269
2403999000	Oth manufactures tobacco & manufacturedtobacco substitutes	0	8.031	0	91.122
2501001000	Table salt	23.093	36.993	3.155	16.561
2501004100	Oth salt cont. at least 94.7% sodium chl a dry basis ,in package netto < 45 kg	27.186	922.885	10.219	386.029
2501004900	Oth salt cont. at least 94.7% sodium chl a dry basis ,in package netto < 45 kg	155.304.992	1.389.132.491	7.483.800	59.262.583
2501005000	Sea water	0	25	0	432

I.3. IMPOR MENURUT KOMODITI / IMPORT BY HS COMMODITY
***** OKTOBER / OCTOBER 2008 *****

H S	Uraian Komoditi Commodity Description	Berat Bersih / Net Weight (Kg)		Nilai / Value C.I.F (US\$)	
		Bulan ini	Kumulatif	Bulan ini	Kumulatif
		Current Month	Cum.Jan. to date	Current Month	Cum.Jan. to date
2501009000	Other salt	1.410	17.558.745	8.156	1.270.037
2502000000	Unroasted iron pyrites	0	1.847.953	0	149.030
2503000000	Sulphur of all kinds, oth than sublimed,precipitated and colloidal sulphur	16.087.924	253.203.650	6.996.755	150.086.439
2504100000	Natural graphite, in powder or in flakes	531.509	2.953.011	345.841	1.842.718
2504900000	Natural graphite, in other form	290.175	1.626.675	115.291	486.710
2505100000	Silica sands and quartz sands	1.248.957	50.425.840	262.807	4.173.597
2505900000	Other natural sands,whether/not coloredother than metal-bearing sands	33.570	4.110.826	24.327	1.026.036
2506100000	Quartz	39.624	5.309.631	35.014	653.881
2506200000	Quartzite	82.084	466.824	51.517	363.034
2507000000	Kaolin and other kaolinic clays,whetheror not calcined	13.614.624	135.507.466	3.551.067	31.734.112
2508100000	Bentonite	10.858.900	115.153.223	1.853.372	14.351.960
2508300000	Fire-clay	154.697	3.779.292	67.685	1.419.845
2508400000	Other clays	4.451.126	41.931.406	948.641	7.613.727
2508500000	Andalusite, kyanite and sillimanite	191.928	1.456.972	135.407	628.910
2508600000	Mullite	309.889	1.453.675	191.895	850.177
2508700000	Chamotte or dinas earths	340.108	4.191.997	105.210	1.198.370
2509000000	Chalk	3.249	180.596	40.320	126.124
2510109000	Other natural calcium phosphates,naturaaluminium calcium phosphates, ungro	134.770.900	767.356.758	32.188.402	125.930.719
2510201000	Apatite, ground	0	58.114.000	0	13.798.740
2510209000	Other natural calcium phosphates,naturaaluminium calcium phosphates, grounc	0	4.940.083	0	1.634.859
2511100000	Natural barium sulphate (barytes)	6.969.275	94.521.329	720.324	9.811.549
2511200000	Natural barium carbonate (witherite)	0	26.000	0	7.280
2512000000	Siliceous fossil meals and similarsiliceous earths	365.884	4.261.598	218.344	2.318.468
2513100000	Pumice stone	9.540	189.251	36.081	526.185
2513200000	Emery, natural corundum, natural garnetand other natural abrasives	1.054.388	19.650.312	377.902	7.029.347
2514000000	Slate, whether or not roughly trimmedor merely cut	63	55.696	412	23.296
2515110000	Marble and travertine, crude or roughlytrimmed	0	386.236	0	224.393
2515121000	Marble and travertine, merely cut intoblocks	1.396.533	16.315.577	445.944	4.186.741
2515122000	Marble and travertine, merely cut intoslabs	2.961.958	26.107.225	1.019.870	9.224.053
2515200000	Ecaussine & other calcareous monumentalor building stone; alabaster	0	600	0	2.277
2516110000	Granite, crude or roughly trimmed	13.785	3.582.716	43.599	181.565
2516121000	Granite, merely cut into blocks	333.219	64.916.981	67.476	1.724.887
2516122000	Granite, merely cut into slabs	1.659.305	22.509.250	544.918	7.303.943
2516200000	Sandstone	128.541	12.693.479	33.890	356.880
2516900000	Other monumental or building stone	0	402.338	0	144.523
2517100000	Pebbles, gravel, broken/crushed stonewhether or not heat treated	6.667.390	142.986.642	137.301	2.225.206
2517200000	Macadam of slag, dross or similarindustrial waste	20.000	20.000	15.200	15.200
2517300000	Tarred macadam	0	556	0	3.607
2517410000	Granules, chippings and powder of marblwhether or not heat trated	17	30.552.445	28	783.497
2517490000	Granules, chippings & powder of stones owhethet or not heat treated	447.157	7.182.365	172.643	1.996.031
2518100000	Dolomite, not calcined or sintered	0	12.569	0	18.622
2518200000	Dolomite, calcined or sintered	624.958	8.362.731	172.932	1.647.804
2518300000	Dolomite, ramming mix	24.000	168.253	9.648	44.420
2519100000	Natural magnesium carbonate (magnesite)	301.825	6.462.556	85.275	2.512.477
2519900000	Fused magnesia; dead-burned magnesia	1.572.551	32.508.042	724.779	10.771.658
2520100000	Gypsum, anhydrite	123.354.722	1.138.835.575	3.697.137	33.363.313
2520201000	Plasters, for use in dentistry	0	220.400	0	45.386
2520209000	Other plasters	2.262.179	66.376.714	533.471	6.303.455
2521000000	Limestone flux; limestone and othercalcareous stone	12.149.884	33.466.621	793.455	2.016.278
2522100000	Quicklime	2.900	26.834.809	5.850	2.499.415
2522200000	Slaked lime	457.546	4.099.959	71.288	623.995
2522300000	Hydraulic lime	0	1.380	0	6.382
2523101000	Cement clinkers, for white cement	292.152	2.286.313	469.426	1.409.644
2523109000	Other cement clinkers	24.000	17.692.512	11.676	1.396.362
2523210000	Portland cement, white cement, whetheror not artificially colored	40.341	717.180	60.879	107.670
2523291000	Portland cement, colored cement	85.868.000	719.628.214	3.610.319	29.689.147
2523299000	Other portland cements	9.039.356	216.334.213	430.197	9.088.250
2523300000	Aluminous cement	290.655	5.099.589	253.012	3.270.983
2523900000	Other hydraulic cements	0	1.394.435	0	636.421
2524100000	Crocidolite	0	20.000	0	5.700
2524900010	Chrysotile	7.932.827	84.729.864	3.477.216	35.090.121
2524900090	Other asbestos, crocidolite & chrysolite	511	216.129	124	63.683
2525100000	Crude mica and mica rifted into sheetsor splittings	96.342	432.931	46.390	246.668
2525200000	Mica powder	184.072	2.097.156	241.007	2.888.179
2525300000	Mica waste	76	76	204	204
2526100000	Natural steatite, not crushed, notpowdered	1	2.943.371	1	459.901
2526201000	Talc powder, crushed or powdered	12.278.286	103.374.964	1.512.885	13.481.964
2526209000	Oth natural steative, crushed/powdered	1.012.202	23.310.350	230.362	2.936.643
2528100000	Natural sodium borates and concentratethereof (whether or not calcined)	30	28.300	500	85.586
2528900000	Natural boric acid containing not morethan 85% of h3bo3 on the dry weight	173.788	2.168.884	135.244	1.197.009
2529100000	Felspar	38.810.757	236.331.594	2.826.498	19.630.812
2529210000	Fluorspar, containing by weight 97% orless of calcium fluoride	451.517	1.434.622	172.791	505.291
2529220000	Fluorspar, containing by weight morethan 97% of calcium fluoride	249.800	1.766.385	110.580	873.275

I.3. IMPOR MENURUT KOMODITI / IMPORT BY HS COMMODITY
***** OKTOBER / OCTOBER 2008 *****

H S	Uraian Komoditi Commodity Description	Berat Bersih / Net Weight (Kg)		Nilai / Value C.I.F (US\$)	
		Bulan ini	Kumulatif	Bulan ini	Kumulatif
		Current Month	Cum.Jan. to date	Current Month	Cum.Jan. to date
2529300000	Leucite; nepheline & nepheline syenite	600.500	4.515.771	128.739	1.042.884
2530100000	Vermiculite, perlite and chlorites,unexpanded	306.498	3.118.727	122.266	1.200.585
2530201000	Kieserite	17.958.073	158.696.248	4.294.410	31.900.041
2530900000	Other mineral substances not elsewhere specified or included	2.253.118	24.890.039	515.551	7.389.750
2601110000	Iron ores and concentrates, other than roasted iron pyrites :non agglomerated	142.723.428	1.820.488.224	33.354.527	323.918.802
2601120000	Iron ores and concentrates, other than roasted iron pyrites :agglomerated	144.000	213.975.694	49.886	30.912.148
2601200000	Roasted iron pyrites	14.829	681.012	21.171	452.054
2602000000	Manganese ores & concentrates,includingferruginous manganese, m.content >=	15.187	1.708.034	10.747	751.439
2603000000	Copper ores and concentrates	66	17.294	57	19.952
2604000000	Nickel ores and concentrates	0	24.112	0	38.357
2605000000	Cobalt ores and concentrates	17.160	59.273	322.317	2.290.913
2606000000	Aluminium ores and concentrates	137.633	1.250.253	81.480	529.753
2607000000	Lead ores and concentrates	358.734	3.368.695	324.007	2.129.099
2608000000	Zinc ores and concentrates	3.216	336.220	14.620	712.577
2609000000	Tin ores and concentrates	99.449	447.691	83.466	501.763
2610000000	Chromium ores and concentrates	336.923	2.430.580	186.881	1.151.543
2611000000	Tungsten ores and concentrates	0	351	0	1.593
2612100000	Uranium ores and concentrates	0	31.288	0	25.704
2613900000	Molybdenum ores and concentrates,other than roasted	1.494	11.448	7.560	301.153
2614001000	Titanium ores and concentrates,ilmenite ores and concentrates	0	50.000	0	25.722
2614009000	Titanium ores and concentrates,other than ilmenite ores & concentrates	724.542	4.858.706	511.046	3.625.577
2615100000	Zirconium ores and concentrates	2.012.174	16.645.095	2.289.597	18.148.938
2615900000	Other niobium, tantalum ores and concentrates vanadium or zirconium ores	70.304	792.426	81.781	1.252.292
2616100000	Silver ores and concentrates	0	515	0	46.086
2616900000	Precious metal ores other than silverores	0	30	0	210
2617100000	Antimony ores and concentrates	7.876	42.266	34.891	201.055
2617900000	Other ores and concentrates.	0	467.420	0	179.566
2618000000	Granulated slag (slag sand)/from themanufacture of iron or steel	1.592	35.703	846	78.437
2619000000	Slag,dross (not granula slag),& othwaste from the manufac. of iron or steel	0	7.841.941	0	766.664
2620190000	Ash & residues containing mainly zinc,other than hard zinc spelter	0	144.930	0	259.465
2620290000	Ash & residues containing mainly lead,other than leaded gasoline sludges	0	203	0	3.652
2620990000	Oth metals or their compounds ash & residues containing mainly tin	176	122.281	1.462	89.587
2621900000	Seaweed ash (kelp)	0	960.100	0	733.144
2701110000	Anthracite	16.927.974	93.002.776	4.541.427	18.417.072
2701121000	Bituminous coal: coking coal	0	42.000	0	16.170
2701129000	Bituminous coal: other than coking coal	0	1.995.718	0	529.616
2701190000	Other coal	200.222	1.166.144	217.276	1.045.176
2701200000	Briquettes,ovoids & similar solid fuelsmanufactured from coal	0	1.778.919	0	494.253
2702100000	Lignite, whether or not pulverised, butnot agglomerated	0	17.695	0	30.474
2702200000	Agglomerated lignite	17.884	132.569	28.405	209.518
2703001000	Peat, whether or not compressed intobales, but not agglomerated	0	65.171	0	21.867
2703002000	Agglomerated peat	78.000	331.802	22.270	75.827
2704001000	Coke & semi-coke of coal	1.766.188	41.436.422	1.017.572	17.902.797
2704003000	Retort carbon	60.000	3.188.957	36.600	804.583
2705000000	Coal gas, water gas, producer gas andsimilar gases other than petroleum gas	205	106.571	4.523	776.455
2706000000	Tar distilled from coal,from lignite orfrom peat & other mineral tars	113.968	881.495	94.254	587.834
2707100000	Benzol (benzene)	0	50.029	0	77.145
2707200000	Toluol (toluene)	0	201.863	0	250.010
2707300000	Xylol (xylenes)	2	1.288	11	6.822
2707400000	Naphthalene	13.147	480.082	17.299	931.598
2707500000	Oth. aromatic hydrocarbon mix.of >= 65%by volume,distils at 250.c, astm d 86 m	1.753.052	16.149.962	2.635.529	19.766.685
2707910000	Creosote oils	1.031	89.348	1.500	139.167
2707992000	Carbon black feedstock	17.820	258.921	39.685	729.397
2707999000	Other products of the distilled of hightemperature coal tar	542.745	9.471.096	512.457	9.700.911
2708100000	Pitch	6.812.955	14.149.399	4.432.811	8.895.728
2708200000	Pitch coke	5.020.004	9.736.244	2.565.069	4.128.791
2709001000	Crude petroleum oil	924.919.193	10.511.243.652	565.503.249	9.075.435.904
2709002000	Condensate	0	85.505	0	62.353
2709009000	Other petroleum oil, crude	0	10.832.300	0	9.334.155
2710111100	Motor spirit, premium leaded	4	402.745	472	604.743
2710111200	Motor spirit, premium unleaded	659.317.446	5.183.414.564	444.510.656	5.129.013.820
2710111300	Motor spirit, regular leaded	64.270	12.823.563	97.689	14.086.101
2710111400	Motor spirit, regular unleaded	18.749.278	124.379.246	13.864.672	127.856.819
2710111500	Other motor spirit, leaded	0	153.835	0	327.086
2710111600	Other motor spirit, unleaded	25.484.858	230.604.018	17.806.587	208.081.149
2710113000	Tetrapropylene	1.358.056	10.697.102	1.740.407	13.528.232
2710114000	White spirit	82.193	2.304.533	166.696	3.676.018
2710115000	Low aromatic solvents containing byweight <= 1 % aromatic content	1.754.214	15.940.875	2.569.557	21.412.228
2710116000	Other solvent spirits	24.085	83.762.067	12.842	85.678.085
2710117000	Naphtha, reformate or preparations forpreparing spirits	152.471.990	1.233.294.320	145.355.874	1.195.135.638
2710119000	Other petroleum oil, light oil & otherthan crude	3.086.494	31.819.186	4.584.650	37.421.159
2710191300	Aviation turbine fuel (jet fuel) havinga flash point of not less than 23-c	0	125.002	0	234.848
2710191400	Aviation turbine fuel (jet fuel) havinga flash point of less than 23-c	29.320.700	584.728.320	23.447.384	614.326.371

I.3. IMPOR MENURUT KOMODITI / IMPORT BY HS COMMODITY
***** OKTOBER / OCTOBER 2008 *****

H S	Uraian Komoditi Commodity Description	Berat Bersih / Net Weight (Kg)		Nilai / Value C.I.F (US\$)	
		Bulan ini	Kumulatif	Bulan ini	Kumulatif
		Current Month	Cum.Jan. to date	Current Month	Cum.Jan. to date
2710191600	Kerosene	5.764	317.912.177	24.167	320.334.530
2710191900	Other medium oils and preparations	9.190.302	86.003.584	12.999.247	119.758.443
2710192000	Topped crudes	5.821	276.465	14.104	480.227
2710193000	Carbon black feedstock oil	33.401.416	202.366.629	20.913.645	100.826.425
2710194100	Lubricating oil basestock	6.447.086	85.257.220	10.054.540	103.026.593
2710194200	Lubricating oils for aircraft engines	423	54.267	5.373	220.806
2710194300	Other lubricating oils	9.193.715	103.440.021	20.493.041	198.524.391
2710194400	Lubricating greases	773.954	11.896.577	2.187.056	26.814.558
2710195000	Hydraulic brake fluid	8.659	202.669	55.927	435.121
2710196000	Transformer and circuit breakers oils	410.418	7.059.641	660.733	9.340.767
2710197100	High speed diesel fuel	705.991.014	9.033.478.825	537.029.593	9.037.140.811
2710197200	Other diesel fuel	10.433.940	101.920.023	7.704.359	103.539.394
2710197900	Other fuel oils	103.717.413	1.884.475.160	47.599.056	1.169.933.102
2710199000	Oth petroleum oils & oils obtained frombituminous minerals (other than crude)	1.618.068	8.784.327	2.541.495	14.594.389
2710910000	Waste oil, containing polychlorinatedbibphenyls (PCBs),pcts or pbbs	0	530	0	770
2710990000	Other waste oils	30.589	197.387	79.938	635.876
2711110000	Liquid natural gas	0	1.806.526	0	1.697.489
2711120000	Liquid propane	5.439	83.637.560	7.529	75.107.404
2711130000	Liquid butanes	28	20.405.342	594	20.530.025
2711141000	Liquid ethylene	5.516.393	29.332.606	7.294.546	42.512.894
2711149000	Liquid propylene, butylene & butadiene	0	6	0	316
2711190000	Other liquid petroleum gas	71.049.278	96.089.315	48.912.826	72.180.230
2711210000	Natural gas in gaseous state	0	332	0	8.364
2711290000	Other petroleum gas in gaseous state	7	13.298	844	110.434
2712100000	Petroleum jelly	172.455	3.430.561	407.881	6.201.275
2712200000	Paraffin wax containing by weight less than 0.75% of oil	55.316	683.180	75.747	1.156.893
2712901000	Other paraffin wax	751.668	15.857.998	1.178.280	19.126.797
2712909000	Microcrystalline petroleum wax, slackwax, ozokerite, lignite wax, peat wax	171.949	4.046.574	483.561	7.309.868
2713110000	Petroleum coke, not calcined	18.800	13.209.233	7.238	2.900.635
2713120000	Petroleum coke, calcined	8.680.288	38.398.983	5.737.297	21.297.322
2713200000	Petroleum bitumen	51.537.772	320.463.179	30.195.372	157.802.318
2713900000	Other residues of petroleum oils or of oils obtained from bituminous minerals	823.315	10.646.437	823.168	7.957.433
2714100000	Bitumen and asphalt, natural bituminous or oil shale and tar sands	141.633	298.404	64.613	138.328
2714900000	Bitumen and asphalt, natural asphaltic sand asphaltic rocks	5.731.350	61.588.440	2.940.328	27.334.630
2715000000	Bituminous mix. based on natur. asphalt on natur. bitumen, on petroleum bitumer	750.130	3.999.281	499.215	2.724.080
2801100000	Chlorine	54.129	992.554	44.241	485.613
2801200000	Iodine	415	7.054	9.681	88.213
2801300000	Fluorine; bromine	4.811	67.222	17.784	436.282
2802000000	Sulphur, sublimed or precipitated, colloidal sulphur	2.945.893	61.630.987	1.628.868	30.715.399
2803001000	Rubber grade carbon black	5.214.386	51.822.423	6.953.004	57.177.932
2803002000	Acetylene black	962.039	5.267.513	2.589.896	12.018.738
2803003000	Other carbon blacks	936.667	12.890.062	1.354.460	15.914.230
2803009000	Other carbon	622.483	10.884.790	1.072.901	12.873.626
2804100000	Hydrogen	81.242	853.244	34.848	923.653
2804210000	Argon	383.423	5.851.047	213.744	3.077.478
2804290000	Other rare gases	85.829	959.248	248.242	2.604.190
2804300000	Nitrogen	1.274.286	13.061.185	448.289	3.135.432
2804400000	Oxygen	2.097.309	21.804.656	549.247	4.767.206
2804500000	Boron; tellurium	0	528	0	1.114
2804610000	Silicon, containing by weight >= 99.99%	0	16.799	0	48.516
2804690000	Silicon, containing by weight < 99.99%	370.526	5.692.984	948.178	13.097.903
2804700000	Phosphorus	43.854	237.717	493.823	2.065.553
2804800000	Arsenic	0	287.248	0	282.240
2804900000	Selenium	100	15.995	2.537	992.397
2805110000	Sodium	53.371	1.247.646	598.361	3.795.975
2805120000	Calcium	41.501	509.767	298.478	1.434.999
2805190000	Other alkali or alkaline-earth metals	197.011	3.062.750	305.806	2.975.549
2805300000	Rare-earth metals, scandium & yttrium whether or not intermixed or interalloy	0	2.891	0	98.536
2805400000	Mercury	4	5.391	634	146.944
2806100000	Hydrogen chloride (hydrochloric acid)	214.948	778.886	121.362	505.344
2806200000	Chlorosulphuric acid	28	34	326	417
2807000000	Sulphuric acid; oleum.	8.061.604	58.898.255	972.067	7.012.831
2808000000	Nitric acid; sulphonitric acids	394.333	8.388.099	234.406	3.780.729
2809100000	Diphosphorus pentoxide	18.008	60.036	10.697	127.758
2809203000	Phosphoric acids, hypophosphoric acids and hypophosphoric acids	897.587	8.945.160	1.520.010	12.404.980
2809209000	Oth phosphoric acids, hypophosphoric acids and hypophosphoric acids	27.046.841	99.382.824	55.343.240	130.677.641
2810000000	Oxide of boron; boric acids	195.170	3.499.616	163.560	2.510.393
2811110000	Hydrogen fluoride (hydrofluoric acid)	65.410	1.038.710	71.273	1.216.108
2811191000	Arsenic acid	80.180	468.688	127.354	499.538
2811199000	Other inorganic acids	10.619	1.019.931	18.072	1.220.057
2811210000	Carbon dioxide	247.405	1.944.495	95.124	807.818
2811221000	Silica powder	624.297	14.213.739	1.030.937	14.460.050
2811229000	Silicon dioxide, other form	1.050.421	10.093.593	1.028.552	11.002.791

I.3. IMPOR MENURUT KOMODITI / IMPORT BY HS COMMODITY
***** OKTOBER / OCTOBER 2008 *****

H S	Uraian Komoditi Commodity Description	Berat Bersih / Net Weight (Kg)		Nilai / Value C.I.F (US\$)	
		Bulan ini	Kumulatif	Bulan ini	Kumulatif
		Current Month	Cum.Jan. to date	Current Month	Cum.Jan. to date
2811291000	Diarsenic pentaoxide	64	6.224	84	10.074
2811299000	Other inorganic oxygen compounds of non metals	150.049	1.107.788	305.294	2.095.290
2812100000	Chlorides and chloride oxides	1.977	40.080	4.351	116.943
2812900000	Other halides and halide oxides of nonmetals	35.817	218.695	117.989	779.699
2813100000	Carbon disulphide	40.760	41.409	52.988	64.370
2813900000	Other sulphides of non-metal	0	21.869	0	14.815
2814100000	Anhydrous ammonia	50.200	3.121.371	81.746	1.666.081
2814200000	Ammonia in aqueous solution	5.624	113.923	20.450	208.663
2815110000	Sodium hydroxide (caustic soda), solid	55.415	10.702.481	41.871	5.218.162
2815120000	Sodium hydroxide (caustic soda), in aqueous solution (lye or liquid soda)	160.507	2.177.440	117.956	1.333.753
2815200000	Potassium hydroxide (caustic potash)	1.027.188	9.251.933	1.617.316	10.744.501
2815300000	Peroxides of sodium or potassium	8	18.269	306	78.616
2816100000	Hydroxide and peroxide of magnesium	54.811	602.079	90.107	1.629.311
2816400000	Oxides, hydroxides & peroxides, of strontium or barium	6	183.575	98	176.523
2817001000	Zinc oxide	398.623	5.106.636	801.067	9.389.305
2817002000	Zinc peroxide	9.396	200.353	16.755	517.075
2818100000	Artificial corundum, whether or not chemically defined	100.032	1.189.997	95.288	1.058.582
2818200000	Aluminium oxide, other than artificial corundum	1.131.868	326.693.794	845.616	145.893.312
2818300000	Aluminium hydroxide	4.785.672	77.787.546	2.214.909	28.130.734
2819100000	Chromium trioxide	74.286	678.098	291.992	2.433.561
2819900000	Other chromium oxides and hydroxides	81.352	718.500	161.159	1.192.536
2820100000	Manganese dioxide	2.734.280	21.140.697	4.598.501	32.454.981
2820900000	Other manganese dioxide	56.527	928.616	89.066	1.050.879
2821100000	Iron oxides and hydroxides	8.374.655	26.136.317	1.018.854	9.987.273
2821200000	Earth colors	0	27.158	0	65.125
2822000000	Cobalt oxides and hydroxides, commercial	10.138	158.635	180.432	4.648.018
2823000000	Titanium oxides	1.494.801	10.274.391	3.519.323	23.784.730
2824100000	Lead monoxide (litharge, massicot)	19.204	827.796	86.151	2.514.805
2824900000	Other lead monoxide	26.888	8.384.284	80.845	1.417.970
2825100000	Hydrazine, hydroxylamine, inorganic salt	88.919	1.089.533	193.311	2.816.885
2825200000	Lithium oxide and hydroxide	23.007	120.411	201.205	1.089.880
2825300000	Vanadium oxides and hydroxides	1.082	79.294	7.215	630.583
2825400000	Nickel oxides and hydroxides	5.025	152.906	71.159	3.325.255
2825500000	Copper oxides and hydroxides	78.260	613.743	606.375	4.265.803
2825600000	Germanium oxides and zirconium dioxide	123	3.843	4.403	39.047
2825700000	Molybdenum oxides and hydroxides	0	4.330	0	19.260
2825800000	Antimony oxides	56.528	590.340	319.805	3.011.047
2825900000	Other inorganic bases	69.841	521.433	128.443	1.473.507
2826120000	Fluorides of aluminium	0	180.416	0	64.552
2826190000	Other fluorides	92.833	1.537.408	104.548	1.444.051
2826300000	Sodium hexafluoroaluminate (synthetic cryolite)	891	23.041	4.515	50.129
2826900000	Other complex fluorine salt	98.480	1.365.577	272.538	2.919.496
2827100000	Ammonium chloride	291.564	4.148.614	172.963	1.616.305
2827201000	Calcium chloride, commercial grades	0	1.687.497	0	389.989
2827209000	Calcium chloride, not commercial grades	619.910	10.152.778	303.311	2.979.726
2827310000	Other chlorides of magnesium	112.273	461.009	39.035	224.112
2827320000	Other chlorides of aluminium	679.584	12.151.471	256.958	4.868.451
2827350000	Other chlorides of nickel	26.940	125.877	156.934	702.568
2827390010	Other chlorides of zinc	87.500	878.183	76.176	1.069.846
2827390090	Other chlorides of iron, cobalt and of other materials	126.215	1.413.674	257.081	1.383.295
2827410000	Chloride oxides & chloride hydroxides, of copper	0	23.545	0	94.945
2827490000	Other chloride oxides & chloride hydroxides	60.301	925.300	33.573	1.147.795
2827510000	Bromides of sodium or of potassium	26.006	342.308	59.821	579.280
2827590000	Other bromides	3.060	313.771	5.103	549.631
2827600000	Iodides and iodide oxides	5.564	54.631	79.308	656.681
2828100000	Commercial calcium hypochlorite & other calcium hypochlorites	344.205	2.534.506	380.223	3.255.865
2828901000	Sodium hypochlorite	10.180	219.228	17.453	822.924
2828909000	Other hypochlorite	150.572	2.757.397	141.701	2.599.174
2829110000	Chlorates of sodium	19.868	7.551.705	76.698	5.466.662
2829190000	Other chlorates	349.454	3.151.634	598.413	3.642.991
2829900000	Bromat dan perbromat, iodat & periodat	23.269	395.803	64.666	915.227
2830100000	Sodium sulphides	287.752	7.428.462	181.435	5.122.222
2830900000	Other sulphides	1.829	373.455	4.718	713.170
2831100000	Dithionites and sulphyloxylates of sodium	197.742	6.107.639	334.504	7.574.470
2831900000	Other dithionites and sulphyloxylates	5	166.265	221	347.911
2832100000	Sodium sulphites	257.066	16.640.530	206.991	6.521.561
2832200000	Other sulphites	521	8.414.465	2.796	1.515.837
2832300000	Thiosulphates	24.054	2.821.640	10.588	1.329.070
2833110000	Disodium sulphate	17.492.407	155.595.517	3.183.312	26.726.820
2833190000	Other sodium sulphates	9.675.168	70.906.230	2.025.547	11.371.972
2833210000	Magnesium sulphate	2.451.077	17.652.272	669.687	4.331.334
2833221000	Aluminium sulphate : commercial grade	29	645	103	1.681
2833229000	Aluminium sulphate : other grade	1.712	196.655	784	85.577

I.3. IMPOR MENURUT KOMODITI / IMPORT BY HS COMMODITY
***** OKTOBER / OCTOBER 2008 *****

H S	Uraian Komoditi Commodity Description	Berat Bersih / Net Weight (Kg)		Nilai / Value C.I.F (US\$)	
		Bulan ini	Kumulatif	Bulan ini	Kumulatif
		Current Month	Cum.Jan. to date	Current Month	Cum.Jan. to date
2833240000	Nickel sulphate	50.084	496.456	391.019	4.646.466
2833250000	Copper sulphate	1.052.622	6.052.768	2.521.265	13.547.727
2833270000	Barium sulphate	122.108	1.692.321	104.355	1.332.898
2833291000	Of chromium or zinc	146.224	2.997.245	108.891	2.677.753
2833292000	Tribasic lead sulphate	1.623	158.097	7.690	429.809
2833299000	Other sulphate of other material	238.371	3.849.661	201.318	2.830.807
2833300000	Alums	180.003	1.021.390	72.094	366.235
2833400000	Peroxosulphates (persulphates)	80.156	1.378.075	111.251	1.470.013
2834100000	Nitrites	52.886	2.256.674	44.179	1.318.667
2834210000	Nitrates of potassium	127.089	1.669.188	158.018	1.346.324
2834290000	Other nitrates	276.670	3.273.344	246.533	2.553.731
2835100000	Phosphinates (hypophosphites) andphosponates (phosphites)	59.712	1.007.242	165.460	1.973.759
2835220000	Phosphates of mono- or disodium	219.620	2.573.189	318.547	2.653.886
2835240000	Phosphates of potassium	194.221	1.856.241	495.288	4.301.865
2835251000	Dicalcium phosphate, feed grade	3.084.000	26.143.340	2.204.700	14.833.437
2835259000	Oth hypophosphites, phosphonates andand phosphates, polyphosphates	446.960	5.194.772	274.926	2.992.582
2835260000	Other phosphates of calcium	121.784	27.705.010	412.321	20.538.469
2835290000	Other phosphates	88.195	2.149.625	283.876	3.675.601
2835310000	Sodium triphosphate (sodiumtripolyphosphate)	3.853.883	30.782.837	5.456.689	35.556.799
2835391000	Tetranatrium pirofosfat	85.738	560.054	233.570	999.726
2835399000	Other polyphosphates	444.472	5.504.024	1.119.123	9.094.436
2836200000	Disodium carbonate	59.710.951	715.642.922	20.127.311	217.412.625
2836300000	Sodium hydrogencarbonate (sodium bicarbonate)	3.022.206	53.143.301	1.129.706	17.159.664
2836400000	Potassium carbonates	449.590	6.182.671	658.062	5.510.818
2836501000	Calsium carbonate, food or pharmaceu-tical grade	1.277.602	14.644.948	395.220	4.491.006
2836509000	Calsium carbonate, other grade	3.416.593	58.479.536	1.330.670	17.361.104
2836600000	Barium carbonate	297.864	3.362.958	88.590	1.043.686
2836910000	Lithium carbonates	23.245	92.359	131.644	634.767
2836920000	Strontium carbonate	96.000	697.517	46.560	379.210
2836990000	Other carbonates	1.108.310	15.455.320	649.284	8.859.878
2837100000	Cyanides and cyanide oxides, of sodium	340.000	2.714.920	623.632	4.617.025
2837190000	Other cyanides and cyanide oxides	11	491.758	4.050	712.835
2837200000	Complex cyanides	1	4	40	69
2839100000	Sodium metasilicates	390.718	3.067.158	132.743	1.288.339
2839191000	Sodium silicates	324.455	18.855.064	196.118	5.710.237
2839199000	Other silicates of sodium	411.988	7.500.031	343.073	4.597.985
2839900000	Other silicates; commerial alkali metalsilicates	991.394	10.555.216	904.686	8.592.060
2840100000	Disodium tetraborate (refined borax),anhydrous	0	21.387	0	20.317
2840190000	Other disodium tetraborate (refinedborax)	4.759.226	30.603.496	3.023.216	16.624.319
2840200000	Other borates	19.600	270.797	13.720	234.586
2840300000	Peroxoborates (perborates)	960	186.247	20.844	224.740
2841300000	Sodium dichromate	57.349	222.550	104.448	345.222
2841500000	Other chromates and dichromates,peroxochromates	5.065	78.766	26.904	308.184
2841610000	Potassium permanganate	19.763	431.092	74.784	1.180.214
2841690000	Other manganit	3.090	6.309	3.000	13.369
2841700000	Molybdates	2.730	53.879	109.117	778.082
2841800000	Tungstates (wolframates)	1.385	4.861	6.856	29.668
2841900000	Oth salts of oxometallic orperoxometallic acids	172.845	428.682	226.650	1.815.330
2842100000	Double/complex silicates,includ aluminosilicates w.or not chemical defined	63.054	2.614.582	36.473	1.952.539
2842901000	Sodium arsenite	13.170	186.255	13.500	253.375
2842902000	Copper and/or chromium salts	0	5.185	0	31.057
2842909000	Oth salts of inorganic acids/peroxoacid	83.455	899.775	327.924	3.962.590
2843100000	Colloidal precious metals	0	435	0	30.318
2843210000	Silver nitrate	793	3.299	45.301	215.639
2843290000	Other silver compounds	7.076	49.793	302.951	2.768.570
2843300000	Gold compounds	26	1.437	33.557	2.193.979
2843900000	Other amalgams and other compoundcolloidal precious metals	50	1.095	33.380	216.811
2844101000	Natural uranium and its compounds	0	93	0	1.440
2844109000	Ceramic products & mixtures containingnatural uranium	1.500	8.097	14.962	703.575
2844209000	Ceramics products & mixtures containinguranium enriched in u235, plutonium	0	1.500	0	7.664
2844301000	Uranium depleted in u235 & its compoundthorium and its compunds	0	108	0	10.259
2844309000	Ceramics products & mixtures containinguranium depleted in u235, thorium	0	112	0	1.223
2844401900	Other radioactive elements & isotopes &compounds, radioactive residues	0	3.084	0	406.437
2844409000	Ceramic products & mixtures containingisotop or compound,radioactive residues	552	18.725	90.663	2.188.117
2845100000	Heavy water (deuterium oxide)	0	55	0	4.711
2845900000	Other isotops other than those heading28.44	954	88.787	1.973	49.150
2846100000	Cerium compounds	1.901	10.192	14.279	69.278
2846900000	Other compounds, inorganic or organicof rare-earth metal	444	16.212	1.590	103.245
2847001000	Liquid hydrogen peroxide,whether or notsolidified with urea	1.706.126	12.914.945	742.635	5.942.998
2847009000	Hydrogen peroxide, whether or notsolidified with urea other form	905	1.203.833	10.895	727.684
2848000000	Phosphides, whether or not chemicallydefined excluding ferrophosphorus.	0	22.196	0	73.913
2849100000	Carbides, whether or not chemicallydefined of calcium	929.569	9.606.657	562.950	4.995.746
2849200000	Carbides, whether or not chemicallydefined of silicon	139.011	4.350.396	212.481	5.041.590

I.3. IMPOR MENURUT KOMODITI / IMPORT BY HS COMMODITY
***** OKTOBER / OCTOBER 2008 *****

H S	Uraian Komoditi Commodity Description	Berat Bersih / Net Weight (Kg)		Nilai / Value C.I.F (US\$)	
		Bulan ini	Kumulatif	Bulan ini	Kumulatif
		Current Month	Cum.Jan. to date	Current Month	Cum.Jan. to date
2849900000	Carbides, whether or not chemically defined of other material	121.387	689.390	136.176	1.678.932
2850000000	Hydrides, nitrides, azides, silicides and borides	2.324	4.695	26.382	83.588
2852001000	Mercury sulphate	0	2.247	0	9.858
2852009000	Other compounds, inorganic/organic, of mercury, excluding amalgams	325	15.974	13.290	76.452
2853000000	Liquid, compressed air, other inorganic (incl distil/conductivity water, similar)	2.390	8.556.513	19.362	1.162.775
2901100000	Saturated acyclic hydrocarbons.	108.886	5.182.503	227.496	7.686.696
2901210000	Ethylene	46.164.079	369.499.226	56.247.197	490.166.854
2901220000	Propene (propylene)	32.748.835	225.629.138	43.328.193	323.109.660
2901230000	Butene (butylene) and isomers thereof	992.440	15.785.386	1.719.679	25.644.994
2901240000	Buta-1, 3-diene and isoprene	3.957.340	40.152.228	12.814.252	87.940.423
2901291000	Acetylene	767	32.133	2.539	70.615
2901299000	Other unsaturated acyclic hydrocarbons	38.066	1.122.660	106.997	2.350.247
2902110000	Cyclohexane	18.876	316.356	43.312	502.628
2902190000	Other cyclanes	143.544	1.056.377	260.680	2.336.553
2902200000	Benzene	16.579.356	129.131.362	18.784.868	146.656.783
2902300000	Toluene	3.760.651	81.490.093	4.706.563	96.744.697
2902410000	O-xylene	0	25.910.748	0	32.208.833
2902420000	M-xylene	0	54.012	0	53.989
2902430000	P-xylene	57.693.436	616.428.238	60.593.733	801.601.301
2902440000	Mixed xylene isomers	1.841.769	30.662.533	2.333.841	36.794.234
2902500000	Styrene	153.007	892.451	237.508	1.463.692
2902600000	Ethylbenzene	0	2.865	0	5.909
2902700000	Cumene	0	2.785.304	0	4.224.330
2902901000	Dodecylbenzene	1.498	543.712	4.455	928.357
2902902000	Alkylbenzenes	21.424	897.986	57.875	1.676.941
2902909000	Other cyclic hydrocarbons.	533.096	6.102.237	939.372	9.616.799
2903111000	Methyl chloride used in the manufacture of herbicides	108.960	694.415	119.575	1.251.088
2903119000	Other methyl chloride	6.681	26.944	46.356	68.903
2903120000	Dichloromethane (methylene chloride)	628.234	6.703.562	469.949	4.655.002
2903130000	Chloroform (trichloromethane)	30.814	439.113	126.113	1.656.710
2903150000	1,2-dichloroethane (ethylene dichloride)	0	110	0	1.546
2903190000	Other halogenated derivatives of hydrocarbons	25.193	685.206	62.646	865.169
2903211000	Vinyl chloride monomer (vcm)	11.938.117	134.039.557	10.007.248	123.509.994
2903219000	Other vinyl chloride (chloroethylene)	20.850	283.546	100.080	1.117.158
2903220000	Trichloroethylene	267.836	2.202.041	227.430	1.863.213
2903230000	Tetrachloroethylene (perchloroethylene)	124.414	933.230	113.608	736.994
2903290000	Other unsaturated chlorinated derivatives of acyclic hydrocarbons	158.763	1.313.546	600.673	4.726.834
2903310000	Ethylene dibromide (iso)(1,2-dibromoethane)	0	92.372	0	229.923
2903390000	Other fluorinated, brominated/iodinated	32.000	317.533	134.400	1.238.884
2903440000	Dichlorotetrafluoroethanes and chloropentafluoroethane	0	1.440	0	36.290
2903450000	Other derivatives perhalogenated only with fluorine and chlorine	0	29.812	0	72.910
2903470000	Other perhalogenated derivatives	0	10.153	0	25.156
2903490000	Derivatives of methane, ethane/propane, halogenated with fluorine & chlorine	318.860	4.356.567	770.082	7.797.851
2903590000	Other halogenated derivatives of cyclanic cyclenic/cycloterpenic hydrocarbon	0	30.481	0	72.919
2903610000	Chlorobenzene, o-dichlorobenzene and p-dichlorobenzene	222.010	2.100.583	352.341	2.925.885
2903690000	Other halogenated derivatives of aromatic	39.922	286.851	74.271	456.267
2904100000	Derivatives containing only sulphogroups their salts and ethyl esters	502.896	6.140.298	625.680	6.850.763
2904200000	Derivatives containing only nitro or only nitroso groups	160	628.817	13.600	1.211.236
2904900000	Other derivatives of hydrocarbons, whether or not halogenated	58.955	170.860	130.212	6.549.804
2905110000	Methanol (methyl alcohol)	6.099.049	59.825.111	2.605.081	27.908.382
2905120000	Propan-1-ol (propyl alcohol) & propan-2-ol (isopropyl alcohol)	748.603	20.015.753	1.152.352	30.322.692
2905130000	Butan-1-ol (n-butyl alcohol)	3.023.515	23.200.571	5.066.067	37.888.829
2905140000	Other butanols	209.077	3.807.053	286.435	5.291.078
2905160000	Octanol (octyl alcohol) and isomers thereof	2	11.501.727	26	21.272.946
2905170000	Dodecan-1-ol (lauryl alcohol), hexadecan-1-ol, and octadecan-1-ol	52.629	719.599	94.360	1.469.646
2905190000	Other sulphonated, nitrated/nitrosated	111.751	2.166.215	298.214	4.559.990
2905220000	Acyclic terpene alcohols	62.208	1.056.595	447.698	6.716.331
2905290000	Other unsaturated monohydric alcohols	20.858	411.294	128.669	2.569.572
2905310000	Ethylene glycol (ethanediol)	24.836.024	278.279.532	24.683.100	351.818.458
2905320000	Propylene glycol (propane-1, 2- diol)	1.693.551	21.303.873	3.207.509	37.585.441
2905390000	Other diols	225.828	3.087.415	816.242	8.568.370
2905410000	2-ethyl-2-(hydroxymethyl) propane-1,3-(trimethylolpropane)	64.050	316.035	136.370	670.350
2905420000	Pentaerythritol	780.149	5.711.965	1.548.818	11.257.530
2905430000	Mannitol	47.005	346.469	198.469	1.186.542
2905440000	D-glucitol (sorbitol)	97.110	890.435	105.524	785.445
2905450000	Glycerol	219.566	2.091.761	134.118	2.820.423
2905490000	Other polyhydric alcohols	66.775	586.978	152.725	1.813.166
2905510000	Ethchlorvynol (inn)	0	337	0	1.427
2905590000	Other halogenated, sulphonated, nitrated derivatives of acyclic alcohols	3.922	140.482	15.689	424.639
2906110000	Menthol	17.433	251.742	217.128	3.676.228
2906120000	Cyclohexanol, methylcyclohexanols and dimethylcyclohexanols	0	1.563	0	19.437
2906130000	Sterols and inositols	54.788	427.588	307.954	2.641.019
2906190000	Other cyclanic, cyclenic/cycloterpenic	15.254	519.403	52.352	2.373.272

I.3. IMPOR MENURUT KOMODITI / IMPORT BY HS COMMODITY
***** OKTOBER / OCTOBER 2008 *****

H S	Uraian Komoditi Commodity Description	Berat Bersih / Net Weight (Kg)		Nilai / Value C.I.F (US\$)	
		Bulan ini	Kumulatif	Bulan ini	Kumulatif
		Current Month	Cum.Jan. to date	Current Month	Cum.Jan. to date
2906210000	Benzyl alcohol	79.658	757.302	252.728	2.063.642
2906290000	Other aromatic alcohol	30.531	364.510	336.668	2.502.682
2907110000	Phenol (hydroxybenzene) and its salts	1.821.404	16.889.491	2.926.497	28.180.304
2907120000	Cresols and their salts	53.201	893.127	109.480	2.060.837
2907130000	Octylphenol, nonylphenol and their isomers, salts thereof	67.529	2.003.471	163.095	3.921.509
2907150000	Naphthols and their salts	9.621	81.933	53.217	219.285
2907190000	Other monophenols	149.707	1.082.171	423.696	3.472.515
2907210000	Resorcinol and its salts	16.311	335.716	99.280	1.991.627
2907220000	Hydroquinone (quinol) and its salts	26.562	331.054	179.642	2.713.625
2907230000	4,4-isopropylidenediphenol (bisphenola, diphenylolpropane) and its salts	46.131	322.242	68.693	549.554
2907290000	Other polyphenols; phenol-alcohols	24.554	321.073	111.995	1.211.429
2908110000	Pentachlorophenol (iso)	22.000	120.005	166.100	905.938
2908190000	Oth derivatives containing only halogensubstituents and their salts	0	80.586	0	83.773
2908910000	Dinoseb (iso) and its salts	19.780	163.460	84.065	652.529
2908990000	Oth derivatives containing only sulphogroups their salts and esters	24.060	1.181.054	235.831	878.014
2909110000	Diethyl ether	9.532	16.192	71.696	127.876
2909191000	Methyl tertiary butyl ether	38	614	660	7.377
2909199000	Other acyclic ethers and their halogenated	9.631	78.075	66.443	1.070.120
2909200000	Cyclanic, cyclenic or cycloterpenicethers & their halogenated derivatives	121	4.708	665	127.136
2909300000	Aromatic ethers & their halogenated, sulphonated, or nitrosated derivatives	61.914	619.438	288.924	2.532.195
2909410000	2,2-oxidiethanol (diethylene glycol, digol)	312.180	5.437.182	299.832	5.940.384
2909430000	Monobutyl ethers of ethylene glycol orof diethylene glycol	491.943	12.025.150	1.021.882	25.170.578
2909440000	Other monoalkylethers of ethyleneglycol or of diethylene glycol	835.487	5.531.880	1.617.754	10.135.378
2909490000	Other ether-alcohols, their halogenated, sulphonated, nitrated derivatives	378.721	6.478.892	1.421.903	17.416.915
2909500000	Ether-phenols, ether-alcohol-phenols & their halogenated, nitrated derivatives	17.477	300.472	236.191	3.502.924
2909600000	Alcohol peroxides, ether peroxides, ketone peroxides & their halogenated drv	125.712	1.062.598	277.651	2.504.209
2910100000	Oxirane (ethylene oxide)	12.715	108.869	45.678	254.487
2910200000	Methyloxirane (propylene oxide)	3.001.242	19.123.860	6.002.484	33.215.952
2910300000	1chloro2,3epoxypropane(epichlorohydrin)	20.711	202.490	45.185	476.269
2910900000	Other epoxides, epoxyalcohols, epoxyphenols & their halogenated derivatives	10.020	110.877	69.659	623.814
2911000000	Acetals & hemiacetals, whether or notwith other oxygen function	1.279	11.361	23.288	200.859
2912111000	Formalin	0	197.810	0	126.445
2912119000	Other methanal (formaldehyde)	20.001	80.018	17.853	78.515
2912120000	Ethanal (acetaldehyde)	18.480	72.353	45.429	172.119
2912190000	Other acyclic aldehydes without otheroxygen function	89.980	1.566.515	221.200	4.171.600
2912210000	Benzaldehyde	24	15.926	356	56.226
2912290000	Other cyclic aldehydes without otheroxygen function	171.502	2.097.107	650.317	8.635.294
2912300000	Aldehyde-alcohols	8.465	125.196	26.751	733.342
2912410000	Vanillin (4-hydroxy-3-methoxybenzal-dehyde)	12.067	162.712	225.113	2.851.545
2912420000	Ethylvanillin (3-ethoxy-4-hydroxyben-zaldehyde)	1.904	152.990	35.400	2.615.186
2912490000	Other aldehyde-ethers, aldehyde-phenols & aldehydes with other oxygen function	461	22.618	8.244	139.570
2912500000	Cyclic polymers of aldehydes	13	65.550	189	182.317
2912600000	Paraformaldehyde	479.000	4.414.401	435.571	4.506.530
2913000000	Halogenated, sulphonated, nitrated or nitrosated derivat. of products of h 29.12	16.881	41.503	49.422	145.565
2914110000	Acetone	536.398	14.470.495	623.941	16.196.719
2914120000	Butanone (methyl ethyl ketone)	1.376.665	22.646.800	2.364.312	31.758.382
2914130000	4-methylpentan-2-one (methyl isobutylketone)	261	3.609.486	66.770	6.871.022
2914190000	Other acyclic ketones without otheroxygen function	10.616	320.139	116.291	2.696.703
2914210000	Camphor	31.435	236.744	89.149	490.148
2914220000	Cyclohexanone and methylcyclohexanones	30.838	2.309.521	66.420	4.551.708
2914230000	Ionones and methylionones	30.997	179.372	361.130	2.033.759
2914290000	Other cyclanic, cyclenic or cycloterpenic ketones without oth. oxygen func.	141.545	1.329.212	1.311.722	9.771.305
2914310000	Phenylacetone (phenylpropan-2-one)	0	487	0	1.451
2914390000	Other aromatic ketones without otheroxygen function	7.560	145.056	84.195	1.850.159
2914400000	Ketone-alcohols and ketone-aldehydes	82.448	2.404.659	231.136	4.714.209
2914500000	Ketone-phenols & ketones without otheroxygen function	9.088	85.547	124.377	1.386.729
2914610000	Anthraquinone	0	4	0	53
2914690000	Other quinones	3.237	90.749	55.425	941.903
2914700000	Halogenated, sulphonated, nitrated or nitrosated derivatives	402	63.494	5.557	375.136
2915110000	Formic acid	249.463	1.569.404	226.441	1.350.077
2915120000	Salts of formic acid	518.998	2.738.243	370.796	1.451.437
2915130000	Esters of formic acid	315	5.613	10.289	71.479
2915210000	Acetic acid	6.564.925	77.275.744	4.193.775	50.615.054
2915240000	Acetic anhydride	36.000	308.154	63.720	529.755
2915290000	Other acetic acid and its salts	108.871	1.756.950	451.038	5.521.987
2915310000	Ethyl acetate	594.588	13.577.187	791.572	15.309.665
2915320000	Vinyl acetate	1.443.639	26.692.732	1.787.309	35.545.748
2915330000	N-butyl acetate	43.471	1.802.261	66.335	2.846.658
2915360000	Dinoseb (iso) acetate	0	6.500	0	10.019
2915390000	Other esters of acetic acid	566.256	7.344.472	1.468.718	18.203.945
2915400000	Mono-, di- or trichloroacetic acids, their salts and esters	177.521	2.927.562	207.365	3.351.390
2915500000	Propionic acids, its salts and esters	163.658	1.299.982	317.517	3.222.538
2915600000	Butanoic acids, pentanoic acids, their salts and esters	119.969	2.189.648	277.584	4.613.530

I.3. IMPOR MENURUT KOMODITI / IMPORT BY HS COMMODITY
***** OKTOBER / OCTOBER 2008 *****

H S	Uraian Komoditi Commodity Description	Berat Bersih / Net Weight (Kg)		Nilai / Value C.I.F (US\$)	
		Bulan ini	Kumulatif	Bulan ini	Kumulatif
		Current Month	Cum.Jan. to date	Current Month	Cum.Jan. to date
2915701000	Palmitic acid, its salts and esters	162.669	1.923.064	513.866	6.201.107
2915702000	Stearic acid	383.048	3.144.829	529.342	4.741.484
2915703000	Salts and esters of stearic acid	201.603	2.352.955	418.438	4.521.839
2915901000	Acetyl chloride	18.582	208.063	45.274	524.625
2915902000	Lauric acid, myristic acid, their salts and esters	435.500	1.540.031	643.455	2.278.347
2915909000	Other saturated acyclic monocarboxylic acids & their anhydrides & halides	172.134	3.872.931	449.539	8.741.926
2916110000	Acrylic acid and its salts	196.770	5.846.575	351.295	9.550.815
2916120000	Esters of acrylic acid	1.999.783	29.486.692	4.361.396	57.184.812
2916130000	Methacrylic acid and its salts	47.705	870.715	131.941	2.147.939
2916141000	Methyl methacrylate	3.015.348	27.867.225	6.548.168	55.383.167
2916149000	Other esters of methacrylic acid	104.538	1.786.733	366.866	5.466.633
2916150000	Oleic, linoleic or linolenic acids, their salts and esters	3.440	401.046	11.676	859.372
2916190000	Other unsaturated acyclic monocarboxylic acids, their anhydrides & halides	37.263	891.898	208.256	3.995.722
2916200000	Cyclanic, cyclenic or cycloaterpenic monocarboxylic acids, their anhydrides	22.461	585.379	1.285.451	17.148.034
2916310000	Benzoic acid, its salts and esters	335.585	5.039.510	605.829	8.313.038
2916320000	Benzoyl peroxide and benzoyl chloride	99.248	883.547	177.036	1.501.222
2916340000	Phenylacetic acid and its salt	0	4.630	0	29.137
2916350000	Esters of phenylacetic acid	8.272	28.343	56.080	256.470
2916391000	2,4-dichlorophenyl acetic acid & its salts and esters	32.009	1.321.289	122.950	4.163.555
2916399000	Other aromatic monocarboxylic acids, their anhydrides, halides & peroxides	35.207	591.803	370.668	3.249.389
2917110000	Oxalic acid, its salts and esters	31.549	1.096.474	91.123	1.376.618
2917121000	Diocetyl adipate (doa)	56.796	519.515	104.524	1.047.105
2917129000	Other adipic acid, its salts & esters	130.117	1.712.233	255.865	3.068.022
2917130000	Azelaic acid, sebacic acid, their salts and esters	16.416	174.715	78.951	673.855
2917140000	Maleic anhydride	16.053	1.027.040	26.725	1.644.575
2917190000	Other acyclic polycarboxylic acids, their anhydrides, halides & peroxides	192.371	1.762.399	467.197	3.918.803
2917200000	Cyclanic, cyclenic or cycloaterpenic polycarboxylic acids, their anhydrides	41.420	272.299	91.675	763.471
2917320000	Diocetyl orthophthalates	126.290	2.119.363	116.643	3.576.637
2917330000	Dinonyl or didecyl orthophthalates	51.990	1.476.236	122.940	3.136.436
2917340000	Other esters of orthophthalic acid	117.635	3.531.774	272.917	7.452.254
2917350000	Phthalic anhydride	1.886.400	18.046.310	2.521.070	23.068.377
2917360000	Terephthalic acid and its salts	746	6.836.328	670	5.966.808
2917370000	Dimethyl terephthalate	41	18.261	128	29.782
2917391000	Triocetyltrimellitate (totm)	33	863.109	30	1.853.185
2917392000	Other phthalic plasticizers & esters of phthalic anhydride	0	252.019	0	429.727
2917399000	Other aromatic polycarboxylic acids, their anhydrides, halides & peroxides	548.066	4.370.850	1.026.222	8.780.204
2918110000	Lactic acid, its salts and esters	89.437	1.545.869	209.300	3.409.315
2918120000	Tartaric acid	24.025	243.801	66.372	692.942
2918130000	Salts and esters of tartaric acid	68.337	557.649	207.250	1.541.129
2918140000	Citric acid	2.565.555	12.768.815	3.425.194	16.180.343
2918151000	Calcium citrate	11.839	54.816	56.261	229.761
2918159000	Other salts and esters of citric acid	647.883	4.434.109	1.101.920	6.210.740
2918160000	Gluconic acid, its salts and esters	132.642	1.400.872	137.055	1.736.540
2918190000	Other carboxylic acids with alcohol function but without other oxygen function	32.179	838.344	89.355	2.243.180
2918210000	Salicylic acid and its salts	12.736	418.963	43.894	1.249.868
2918220000	O-acetylsalicylic acid, its salts and esters	13.977	428.131	68.448	1.555.059
2918230000	Other esters of salicylic acid & their salts	32.997	912.708	90.921	2.612.631
2918291000	Alkyl sulphonic ester of phenol	0	460	0	8.752
2918299000	Other carboxylic acids with phenol function but without other oxygen function	34.828	426.483	235.600	2.676.713
2918300000	Carboxylic acids with aldehyde/ketone function but without other oxygen function	17.103	112.540	373.630	3.061.847
2918910000	2,4,5-t(iso) (2,4,5-trichlorophenoxy)acetic	115.000	306.511	319.500	745.950
2918990000	Other carboxylic acids with additional oxygen function, their anhydrides, halides	28.556	952.126	251.953	4.595.612
2919100000	Tris(2,3-dibromopropyl) phosphate	2.233	141.980	18.074	594.838
2919900000	Other phosphoric esters, their salts, including lactophosphates, their halogenated	22.029	400.327	115.925	1.357.202
2920110000	Parathion (iso) & parathion-methyl (iso)	0	7	0	70
2920190000	Other thiophosphoric esters, (phosphorothioates) & their salts	16.878	137.607	20.091	515.712
2920901000	Dimethyl sulphate (dms)	21.661	308.458	24.580	387.940
2920909000	Other esters of other inorganic acids of non metals and their salts	48.134	532.005	65.303	818.220
2921110000	Methylamine, di- or trimethylamine and their salts	85.700	1.471.126	137.205	3.268.089
2921190000	Other acyclic monoamines & their derivatives; salts thereof	732.798	7.098.353	2.420.024	29.596.600
2921210000	Ethylenediamine and its salts	306.629	2.506.310	784.793	6.468.228
2921220000	Hexamethylenediamine and its salts	22.845	230.536	47.907	573.343
2921290000	Other acyclic polyamines & their derivatives; salts thereof	300.452	2.641.704	617.468	5.754.235
2921300000	Cyclanic, cyclenic or cycloaterpenic mono- or polyamines, & their derivatives	633.780	5.238.238	1.815.758	12.584.624
2921410000	Aniline and its salts	71.613	1.818.973	198.585	6.819.444
2921420000	Aniline derivatives and their salts	8.582	875.013	76.072	3.316.149
2921430000	Toluidines & their derivatives; salts thereof	4.039	70.010	23.100	381.003
2921440000	Diphenylamine & its derivatives; salts thereof	2.058	48.585	10.981	350.985
2921450000	1-naphthylamine (alpha-naphthylamine), 2-naphthylamine (beta-naphthylamine)	4.128	332.576	22.001	1.553.368
2921490000	Other aromatic monoamines & their derivatives; salts thereof	2.164	129.234	23.669	586.475
2921510000	O-, m-, p-phenylenediamine, diaminotoluenes & their derivatives; salts thereof	216.472	3.056.070	1.178.140	13.897.756
2921590000	Other aromatic polyamines & their derivatives; salts thereof	69.297	2.325.827	616.177	17.100.519
2922110000	Monoethanolamine and its salts	94.230	1.140.008	211.397	2.558.682

I.3. IMPOR MENURUT KOMODITI / IMPORT BY HS COMMODITY
***** OKTOBER / OCTOBER 2008 *****

H S	Uraian Komoditi Commodity Description	Berat Bersih / Net Weight (Kg)		Nilai / Value C.I.F (US\$)	
		Bulan ini	Kumulatif	Bulan ini	Kumulatif
		Current Month	Cum.Jan. to date	Current Month	Cum.Jan. to date
2922120000	Diethanolamine and its salts	12.580	2.659.351	42.141	7.496.441
2922130000	Triethanolamine and its salts	71.976	659.336	205.631	1.698.245
2922191000	Ethambutol & its salts, esters & otherdrv suitable for produc of anti tbc pr	9.702	229.192	139.832	2.404.554
2922192000	D-2-amino-normal-butyl-alcohol	11.148	273.319	23.903	850.230
2922199000	Oth amino-alcohols,phenylpropanolamin hcl, tramadol, ketamin hcl	4.515	405.507	210.914	3.175.306
2922210000	Amino hydroxynaphthalene sulphonicacids and their salts	78.035	1.685.138	366.701	9.009.965
2922290000	Other amino-naphthols & other aminophenols	26.496	504.972	259.989	2.720.673
2922310000	Amfepramone (inn), methadone (inn) & normethadone (inn); salts thereof	0	1.568	0	65.837
2922390000	Other amino-aldehydes,amino-ketones& aminno-quinones	3.209	93.955	89.962	929.169
2922410000	Lysine and its esters; salts thereof	452.609	3.450.631	964.488	7.226.145
2922421000	Glutamic acid	3.356	43.339	16.479	310.404
2922422000	Monosodium glutamate	1.459.589	12.242.106	1.516.302	12.029.596
2922429000	Salts of glutamic acid	6.351	79.679	33.832	272.828
2922430000	Anthranilic acid and its salts	0	6.802	0	28.556
2922491000	Mephenamic acid and its salts	72.685	479.427	572.604	3.625.623
2922499000	Oth amino acids,o.t.t containing morethan one kind of oxygen function	189.754	2.241.674	1.586.840	14.778.663
2922501000	P-aminosalicylic acid & its salts,esterand other derivatives	0	164.788	0	505.252
2922509000	Oth amino-alcohol-phenols,amino-acidphenols oth amino-comp with oxyg funct.	26.556	159.084	441.938	2.674.943
2923100000	Choline and its salts	634.826	5.726.237	859.706	7.053.645
2923201000	Lecithins, whether or not chemicallydefined	1.051.104	7.618.063	1.241.246	8.008.952
2923209000	Other phosphoaminolipids	98.292	1.102.592	146.934	1.898.449
2923900000	Oth quarternary ammonium salts andand hydroxides	273.253	3.916.782	456.462	6.590.399
2924110000	Meprobamate (inn)	0	21.354	0	36.744
2924120090	Other fluoroacetamide (iso), monocrothopos (iso), phosphamidon (iso)	10.050	30.123	40.998	131.340
2924190000	Oth acyclic amides (including acycliccarbamates), & their thrf, salts thrf	330.955	3.737.475	842.806	9.525.564
2924212000	Diuron and monouron	22.000	254.285	86.880	1.047.860
2924219000	Other ureines & their derivatives;saltsthereof	10.298	195.261	50.039	1.206.507
2924230000	2-acetamidobenzoic acid(n-acetylan-thranilic acid) and its salts	0	75	0	8.142
2924291000	Aspartame	81.144	449.428	931.655	7.007.512
2924292000	Butylphenylmethyl carbamate, methylisopropyl phenyl carbamate	0	304.010	0	1.322.719
2924299010	Asetaminophen (paracetamol), salicylmid, ethoxybenzamide	280.726	4.322.324	1.433.648	17.188.521
2924299090	Oth carboxyamide-function compounds	387.695	2.700.989	2.980.111	25.450.257
2925110000	Saccharin and its salts	322	33.517	9.388	317.458
2925190000	Other imides & their derivatives, saltsthereof	5.249	149.109	51.780	794.604
2925210000	Chlordimeform (iso)	13	1.172	283	8.280
2925290000	Other imines and their derivatives;and salts thereof	21.303	301.348	216.133	2.219.195
2926100000	Acrylonitrile	502.702	6.412.171	1.158.728	13.519.732
2926200000	1-cyanoguanidine (dicyandiamide)	38.065	162.125	103.068	544.670
2926300000	Fenproporex (inn) & its salts, methadone(inn) intermediate	0	301	0	963
2926900000	Other nitrile-function compounds.	22.517	914.575	1.731.622	30.139.478
2927001000	Azodicarbonamide	30.998	443.590	104.477	593.137
2927009000	Oth diazo-, azo- or azoxy-compounds.	208.438	1.735.019	647.514	4.170.204
2928001000	Linuron	0	229.542	0	410.441
2928009000	Other organic derivatives of hidrazineor of hydroxylamine	31.400	263.315	337.843	1.958.100
2929100000	Isocyanates	2.277.493	33.089.328	5.897.109	73.872.963
2929901000	Sodium cyclamate	54.000	213.345	96.560	362.080
2929902000	Other cyclamate	0	105.210	0	104.475
2929909000	Other compounds with other nitrogenfunction	41.022	210.129	101.837	979.216
2930200000	Thiocarbamates and dithiocarbamates	383.588	2.596.051	2.840.955	15.752.587
2930300000	Thiuram mono, di or tetrasulphides	56.048	302.022	288.896	1.277.921
2930400000	Methionine	1.065.305	13.295.739	6.165.190	50.477.050
2930500000	Captafol (iso) & methamidophos (iso)	512	5.987	5.050	30.064
2930900000	Other organo-sulphur compounds	489.983	8.169.200	1.978.958	30.446.035
2931001000	Tetraethyl lead	42.740	261.626	304.623	1.747.984
2931002000	N-(phosphonomethyl)glycine and saltsthereof	284.640	9.444.566	888.600	68.603.794
2931003000	Ethephone	9.256	215.952	40.252	724.836
2931009000	Other organo-inorganic compounds	171.329	1.449.582	856.037	7.046.066
2932110000	Tetrahydrofuran	15.517	169.823	61.664	602.039
2932120000	2-furaldehyde (furfuraldehyde)	0	127.925	0	220.081
2932130000	Furfuryl alcohol and tetrahydrofurfurylcohol	125.360	1.170.209	275.514	2.162.135
2932190000	Oth compounds containing an unfusedfuran ring in the structure	6.903	130.927	211.675	3.181.550
2932210000	Coumarin, methylcoumarins ðylcoumarins	11.166	94.924	141.056	1.078.585
2932290000	Other lactones	20.099	274.232	302.131	4.122.361
2932930000	Piperonal	500	25.616	21.072	617.188
2932991000	Carbofuran	63.756	1.148.181	726.546	14.672.383
2932999000	Other heterocyclic compound withoxygen hetero-atom(s) only.	378.591	2.864.548	1.904.776	15.716.142
2933111000	Dipyron (antalgin)	32.753	323.411	303.671	2.844.738
2933119000	Other phenazone (antipyrin) and itsderivatives	20.055	315.571	316.412	3.570.666
2933190000	Oth compounds containing an unfusedpyrazole ring in the structure	7.237	247.690	312.164	5.107.494
2933210000	Hydantoin and its derivatives	49.665	302.131	164.684	1.339.682
2933291000	Cimetidine	620	45.124	29.063	849.834
2933299000	Oth compounds containing an unfusedimidazole ring in the structure	4.622	273.613	278.948	4.183.695
2933310000	Pyridine and its salts	64.474	709.821	558.619	5.546.173

I.3. IMPOR MENURUT KOMODITI / IMPORT BY HS COMMODITY
***** OKTOBER / OCTOBER 2008 *****

H S	Uraian Komoditi Commodity Description	Berat Bersih / Net Weight (Kg)		Nilai / Value C.I.F (US\$)	
		Bulan ini	Kumulatif	Bulan ini	Kumulatif
		Current Month	Cum.Jan. to date	Current Month	Cum.Jan. to date
2933320000	Piperidine and its salts	31	3.111	15.750	118.249
2933330000	Alfentanil (inn), anileridine (inn), bezitramide (inn), bromazepam (inn)	21	304	270	195.826
2933391000	Chlorpheniramine and isoniazid	6.825	88.939	193.571	1.391.955
2933392000	Isonicotinic acid hydrazide, & its saltsesters, derived of pharmaceutical grade	3	4.378	316	60.338
2933393000	Paraquat salts	968.228	11.015.193	3.646.021	36.331.226
2933399000	Oth compounds containing an unfusedpyridine ring in the structure	82.245	1.536.383	2.139.531	21.151.488
2933410000	Levorphanol (inn) and its salts	25	14.621	1.125	52.925
2933490000	Oth compounds containing in the struc.a quinoline or isoquinoline ring-system	11.671	838.857	87.221	4.392.110
2933520000	Malonylurea (barbituric acid) and itsalts	3	44	938	4.675
2933530000	Allobarbitol(inn), amobarbitol(inn), barbital(inn), butalbital(inn), butobarbital	600	3.905	19.200	96.910
2933540000	Other derivatives of malonylurea(barbituric acid), salts thereof	0	3	0	1.123
2933591000	Diazinon	0	64.346	0	408.760
2933599000	Oth compounds contain a pyrimidinering or piperazine ring in the structur	22.039	615.406	689.548	12.740.287
2933610000	Melamine	544.950	6.166.748	1.031.696	10.293.436
2933690000	Oth compounds containing an unfusedtriazine ring in the structure	360.777	4.738.892	1.270.422	12.616.594
2933710000	6-hexanelactam (epsilon-caprolactam)	3.977.364	44.899.716	9.727.232	112.656.260
2933720000	Clobazam (inn) and methyprylon (inn)	0	99	0	448.175
2933790000	Other lactams	23.202	213.451	101.828	4.658.863
2933910000	Alprazolam (inn), camazepam (inn), chlordiazepoxide (inn), clonazepam	11.644	81.104	75.039	1.139.237
2933991000	Mebendazole and parbendazole	5.843	19.443	87.281	293.424
2933999000	Other heterocyclic compounds with nitrogen hetero-atom(s) only.	49.669	924.649	1.167.920	17.116.386
2934100000	Compounds containing an unfusedthiazole ring in the	13.227	226.495	232.139	1.893.450
2934200000	Comp containing in the structure a benzothiazole rind-system, not futher fused	171.350	1.761.535	835.228	6.950.092
2934300000	Comp containing in the structure a phenothiazine ring-system, not further fused	1.069	91.621	70.801	1.240.160
2934910000	Aminorex (inn), brotizolam (inn), clotiazepam (inn), cloxazolam (inn), oxazolam	0	6.853	0	692.454
2934991000	Nucleic acid and its salts	145	11.089	19.683	301.756
2934992000	Sultones, sultams, diltiazem	4.441	71.805	63.845	3.839.082
2934993000	6-amino penicillanic acid	10.001	102.041	296.600	3.642.550
2934999000	Other nucleic acids and their salts, whether or not chemically defined	46.004	781.540	2.007.680	24.516.380
2935000000	Sulphonamides.	47.131	785.917	2.340.596	16.943.730
2936210000	Vitamins a & their derivatives	19.955	300.706	485.668	7.453.122
2936220000	Vitamins b1 & its derivatives	9.211	260.287	248.006	4.800.648
2936230000	Vitamin b2 & its derivatives	4.216	163.967	172.308	4.094.334
2936240000	D- or dl-pantothenic acid (vit b3 or vit b5 & its derivatives)	8.819	225.764	146.086	3.243.562
2936250000	Vitamin b6 & its derivatives	8.564	214.524	120.444	2.988.100
2936260000	Vitamin b12 & its derivatives	761	38.082	247.679	2.616.608
2936270000	Vitamin c & its derivatives	128.983	1.892.772	1.918.895	21.655.163
2936280000	Vitamin e & its derivatives	12.511	521.428	306.163	10.176.425
2936290000	Oth vitamins & their derivatives	69.319	994.271	1.171.107	14.443.271
2936900000	Oth vitamin, incl natural concentrates	130.729	1.243.100	973.761	10.002.549
2937120000	Insulin & its salts	0	5	0	3.800
2937190000	Oth polypeptide hormones, proteinhormones	67	304	4.364	135.416
2937210000	Cortisone, hydrocortisone, prednisone & prednisolone (dehydrohydro cortison)	98	19.673	132.220	1.604.451
2937220000	Halogenated derivatives of corticosteroidal hormones	206	4.200	795.846	6.545.416
2937230000	Oestrogens & progestogens	465	4.488	488.047	8.219.723
2937290000	Oth steroidal hormones	1.195	19.802	261.240	3.908.103
2937310000	Epinephrine	0	154	0	41.546
2937400000	Amino-acid derivatives	432	3.203	177.277	471.248
2937500000	Prostaglandins, thromboxanes & leukotrienes & their derivatives	0	16	0	43.450
2937900000	Oth hormones	1	622	9.300	145.153
2938100000	Rutoside (rutin) & its derivatives	10	6.112	3.809	289.609
2938900000	Oth glycoside, natural or reproduc and their salts, ethers, esters & oth drv	2.519	73.811	64.088	799.072
2939110000	Concent of poppy straw, buprenorphinecodein, ethylmorphin, etorphine, heroin	5	1.180	4.961	569.391
2939190000	Oth alkaloids of opium	580	29.524	75.211	784.058
2939200000	Alkaloids of chinchona and their derivatives, salts thereof	0	71	0	19.366
2939300000	Caffeine & its salts	28.275	407.913	343.681	3.922.359
2939410000	Ephedrine & its salts	372	11.718	19.738	549.935
2939420000	Pseudoephedrine (inn) & its salts	1.403	35.295	74.175	1.664.334
2939490010	Phenylpropanolamine hcl (ppa)	5.750	25.817	187.375	844.785
2939490090	Other ephedrines and their salts	0	501	0	77.502
2939510000	Fenetyline (inn) & its salts	96	1.134	6.500	90.701
2939590000	Oth theophylline & aminoophylline	12.472	80.195	224.060	1.633.910
2939610000	Ergometrine (inn) & its salts	0	6	0	19.616
2939620000	Ergotamine (inn) & its salts	13	18	31.525	76.446
2939690000	Oth alkaloids of rye ergot	5	61	28.500	242.115
2939919000	Oth cocaine, levometamfetamine	0	154	0	42.105
2939991000	Nicotine sulphate	1	33	201	2.571
2939999000	Oth vegetable alkaloids, natural orreproduc by synthesis & their salts	50	106.888	57.020	1.749.302
2940000000	Sugars, chemically pure, oth thansucrose, lactose, maltose	32.292	579.196	167.989	3.913.828
2941101100	Amoxicillins & its salts non-sterile	50.301	181.079	1.673.055	4.983.798
2941101900	Oth amoxicillins	93.609	551.346	3.226.987	16.985.553
2941102000	Ampicillin & its salts	3.004	100.547	345.487	4.389.324
2941109000	Other penicillins, their derivatvs withpenicillanic acid structure; salts thrf	5.079	137.849	355.715	4.678.089

I.3. IMPOR MENURUT KOMODITI / IMPORT BY HS COMMODITY
***** OKTOBER / OCTOBER 2008 *****

H S	Uraian Komoditi Commodity Description	Berat Bersih / Net Weight (Kg)		Nilai / Value C.I.F (US\$)	
		Bulan ini	Kumulatif	Bulan ini	Kumulatif
		Current Month	Cum.Jan. to date	Current Month	Cum.Jan. to date
2941200000	Streptomycins & their derivated, saltthereof	919	27.752	34.342	642.181
2941300000	Tetracyclines & their derivated, saltthereof	18.004	581.864	90.027	5.016.238
2941400000	Chloramphenicol & its derivated, saltthereof	10.292	110.323	389.942	3.234.114
2941500000	Erythromycin & its derivated, saltthereof	3.326	75.271	280.349	3.978.012
2941900000	Oth antibiotics(rifampicin, cephalosporin, their deriv,salts thrf, quinolon)	86.738	1.227.993	3.654.850	33.603.532
2942000000	Oth organic compounds.	36.337	725.838	800.701	12.228.057
3001200000	Extracts of glands or oth organsor of their secretions	1.188	45.744	7.988	428.022
3001900000	Oth human or animal substanc. prepar.for therapeutic/prophylactic uses, nes	22	37.632	1.651	192.102
3002101000	Plasma protein solution	11	5.719	1.362	1.576.159
3002102000	Antisera & modified immunologicalprods with or not obtain	710	19.398	365.245	3.844.856
3002109000	Oth antisera & blood fractions & modifimmunological prods	28.380	262.230	1.493.219	9.739.507
3002201000	Tetanus toxoid	0	10.351	0	29.562
3002202000	Pertusis, measles, meningitis a/c& poliovaccine	4.408	9.469	736.284	10.594.740
3002209010	Hepatitis vaccine	1.220	10.686	289.616	1.922.970
3002209090	Oth vaccine for human medicine	3.784	79.671	1.112.325	12.394.176
3002300000	Vaccines for veterinary medicine	30.803	485.490	1.765.686	21.937.877
3002900000	Oth human blood; animal blood prepor therapeutic	7.105	104.573	615.609	6.075.590
3003101000	Medicaments cont amoxiclin (inn) notput up in measur doses-for retail sale	0	10.700	0	241.400
3003109000	Oth medicam cont penicillins or drv notput up in measur. doses - for ret sale	0	14.401	0	64.266
3003200000	Medicaments cont oth antibiotics	24.409	120.324	169.886	3.150.144
3003390000	Oth medicaments cont hormones oroth prod. - for retai sale	8.404	96.563	64.639	1.019.115
3003400090	Oth medicaments cont alkaloids orderivated thrf but not cont hormones	9.995	20.489	97.179	783.705
3003900000	Oth medicaments cont >=2 constituent	44.947	554.366	608.739	7.862.900
3004101500	Containing penicillin g (excluding	0	3.942	0	22.516
3004101600	Containing ampicillin,amoxycillin orsalts thereof, of a kind taken orally	0	11.141	0	263.143
3004101900	Oth medicam cont penicillins or drv putup in measured doses-for retail sale	5	3.085	6.378	277.632
3004102100	Medicam cont streptomycs-ointmentput up in measur doses-for retail sale	0	10.140	0	20.475
3004102900	Medicam cont oth streptomycins ortherderivat other than ointment	2.197	13.556	77.112	751.043
3004203100	Medicam cont erythromycin or drvthereof for taking orally	0	1	0	5
3004203200	Medicam cont erythromycin or drvthereof ointment	0	4.764	0	81.027
3004203900	Medicaments cont erythromycin or drvother for taking oralling or ointment	905	14.051	41.143	465.707
3004207100	Medicam cont tetracycllins or drvthereof for taking orally	926	1.833	22.366	60.437
3004207900	Medicam cont chloramphenicols or drvother for taking oralling or ointment	1.892	108.524	127.569	1.161.054
3004209100	Medicam cont linc, sulf,iso,pyr or drvthereof for taking orally	3.203	20.587	155.381	1.376.920
3004209900	Medicam cont gentamycins or drvthereof for injection	10.138	296.389	371.406	7.212.024
3004310000	Medicam cont insulin-but not contantibiotics	1.260	65.187	494.139	7.888.587
3004324000	Containing hydrocortisone sodiumsuccinate or fluocinolone aceton	86	80.535	32.219	299.569
3004329000	Medic cont oth corticosteroid hormone	1.701	8.678	178.286	941.630
3004390000	Oth medicam cont hormon, adrenalin, othprod of hd 29.37, not cont insuline	132.716	673.792	513.935	5.982.664
3004401000	Medicam cont morphine/its derivativesfor injection	0	1.001	0	152.241
3004403000	Medicam cont quinine sulphate orbisulphate, for taking orally	0	12	0	70
3004405000	Medicam cont papaverine or berberine	0	25	0	3.000
3004407000	Medicaments cont atropin sulphate	0	1	0	2
3004409010	Medicaments cont morphine or its drv,for taking orally	0	1.861	0	914.715
3004409090	Medicaments cont morphine or its drv,not for taking orally	2.275	161.834	200.782	2.924.115
3004501000	Oth medicam cont syrups & drops ofvitamins of a kind suitable for children	39	37.527	251	261.582
3004508100	Medicam cont b complex vitamins	46	306	1.413	8.887
3004508900	Medicam cont oth b complex vitamin	84	17.995	77.319	1.058.481
3004509000	Oth medicaments cont vitamins oroth prods of heading 29.36	4.982	881.103	41.620	3.604.178
3004901000	Specialised medicines for cancer,aids or oth intractable diseases	3.243	45.206	1.211.157	13.958.219
3004902000	Oth medicamt put up in measuredosesclosed sterile water for	417	22.238	36.544	399.524
3004903000	Antiseptics	215	3.714	1.691	32.142
3004904900	Oth anaesthetics cont ketaminlidocain	8.735	30.738	454.870	1.438.582
3004905100	Analgesics,antipyretics & oth medicamcont acetyl salicylic acid	0	3	0	13
3004905900	Oth analgesics, antipyretics & medcont chlorp maleat,diclof, tramadol	20.359	111.148	349.674	1.346.070
3004906000	Antimalarials cont artemisinin,primaqartesunate or chloroquine (inn)	0	731	0	100.705
3004908000	Transdermal therapeutic systems (tts)patches for cancer or heart diseases	0	610	0	80.278
3004909100	Oth medicam put up in measur doses-cont sulpiride(inn),cimetidine,rantidin	8.785	2.554.099	36.136	2.760.289
3004909200	Oth medicam put up in measur doses-cont piroxicam(inn) or ibuprofen(inn)	606	192.360	92.801	673.818
3004909300	Oth medicam put up in measur doses-cont phenobarbital,diazepam,	0	613	0	133.936
3004909910	Oth medicam put up in measur doses-doses cont phenobarbital,	1	2.637	4.250	184.214
3004909990	Oth infusion fluids; nutritional orelectrolytic solutions	272.559	6.260.617	12.978.017	125.515.709
3005101000	Adhesive dressing & oth articles coverimpregnant w/ pharmaceutical substc	7.137	141.040	104.834	1.360.626
3005109000	Oth adhesive dressings & otharticles having an adhesive layer	10.181	129.135	145.814	1.653.975
3005901000	Bandages	101.100	311.163	442.175	1.837.465
3005902000	Gauze	6.856	42.825	27.484	128.443
3005909000	Oth wadding, impregnat/coated withpharmaceutic subst or put up in forms	13.813	141.035	323.107	3.017.777
3006101000	Sterile absorbable surgical or dentalyarn; sterile surgical or dental	2.771	67.319	67.500	459.540
3006109000	Sterile surgical catgut,similar sterilesuture matt & sterile tissue	3.678	37.225	508.802	3.722.037
3006200000	Blood-grouping reagents	591	8.974	97.674	897.741
3006302000	Reagents of microbial origin forveterinary	0	17	0	165
3006303000	Oth microbial diagnostic reagents	1.405	16.865	1.754	15.432
3006309000	Oth opacifyng prep for x-ray exam,diagnostic reagents design to be	339.297	2.412.371	727.500	4.615.489

I.3. IMPOR MENURUT KOMODITI / IMPORT BY HS COMMODITY
***** OKTOBER / OCTOBER 2008 *****

H S	Uraian Komoditi Commodity Description	Berat Bersih / Net Weight (Kg)		Nilai / Value C.I.F (US\$)	
		Bulan ini	Kumulatif	Bulan ini	Kumulatif
		Current Month	Cum.Jan. to date	Current Month	Cum.Jan. to date
3006401000	Dental cements & oth dental fillings	259	44.706	27.440	782.140
3006402000	Bone reconstruc cements	71	296	4.898	21.057
3006500000	First-aid boxes & kits	6.267	12.697	38.261	148.168
3006600000	Chemical contraceptive prebased on hormones	1.658	13.662	142.759	3.598.313
3006700000	Gel prep designed to be used in humanor vet medic for parts of the body	444	29.218	27.002	503.776
3006910000	Appliances identifiable for ostomy use	0	1	0	50
3006920000	Waste pharmaceuticals	0	9.402	0	20.414
3101001100	Supplement fertilizers in liquid form,not chemical treat-of solely vegetable	0	193.768	0	184.731
3101001900	Oth thn supplemnt fertilizr in liquidform,not chemicl treat solely vegetable	720.000	11.543.001	149.847	2.023.652
3101009100	Oth animal or vegetable fertilisers,supplement fertilizers in liquid form	9.738	97.343	30.909	168.788
3101009900	Oth animal or vegetable fertilisers,oththn supplemnt fertilizr in liquid form	0	79.977	0	155.466
3102100000	Urea, with or not in aqueous solution	4.061.211	5.789.083	2.670.679	3.785.455
3102210000	Ammonium sulphate	64.745.000	359.957.326	27.000.460	114.292.876
3102290000	Oth double salts & mix of ammoniumsulphate & ammonium nitrate	290.000	446.006	137.800	297.538
3102300000	Ammonium nitrate, with or not inaqueous solutions	50.384.510	284.938.912	36.756.214	148.527.326
3102400000	Mixt of ammonium nitrate with calciumcarbonate or oth inorganic non-fertilis	0	86.051	0	98.752
3102500000	Sodium nitrate	831.015	5.716.363	643.650	3.336.824
3102600000	Double salts & mixtures of calciumnitrate & ammonium nitrate	4.045.890	13.575.513	1.993.597	5.425.498
3102900000	Oth mineral or chem fertilisers,nitrogenous inc mixt	1.280	63.400	34.068	161.835
3103101000	Superphosphates, feed grade	0	5.000.090	0	2.777.355
3103109000	Other suoerphosphates	12.977.500	452.233.798	6.135.225	176.877.816
3103901000	Calcined phosphatic fertiliser	1.380.600	2.547.650	383.375	656.367
3103909000	Oth mineral or chemical fertilisers,phospatic	47.160.565	660.396.537	16.307.795	183.436.094
3104200000	Potassium chloride	152.561.945	1.731.051.035	137.409.798	1.051.201.141
3104300000	Potassium sulphate	134.420	10.720.873	179.300	5.386.904
3104900000	Oth potassium salts	2.105.910	53.932.660	1.451.696	32.653.886
3105100000	Mineral or chemic fertilisers,tablet orsimilar forms-pack of a weight < 10kg	37	1.119	590	18.038
3105200000	Mineral or chemical fertiliser cont theelements nitro,phosphor & potassium	55.507.522	401.654.608	39.982.212	224.473.612
3105300000	Diammonium hydrogenorthophosphate(diammonium phosphate)	33.300.220	34.848.929	43.704.306	45.464.239
3105400000	Ammonium dihydrogenorthophosphate(monoammonium phosphate)	23.500	47.780.168	60.583	30.015.544
3105510000	Oth mineral or chemical fertiliserscont nitrates & phosphates	168	31.208.899	276	16.836.184
3105590000	Oth mineral or chemical fertiliserscont nitrogen & phosphorus	942.490	11.335.363	1.877.799	8.987.122
3105600000	Mineral or chemical fertilisers contelements phosphorus & potassium	37.256	26.320.182	108.962	11.112.352
3105900000	Oth mineral or chemical fertilisers, intablets or in pack < 10kg	80.836	1.708.119	320.358	1.452.923
3201100000	Quebracho extract	19.250	376.633	25.370	624.016
3201200000	Wattle extract	52.601	668.317	50.494	759.690
3201901000	Gambier	0	721	0	2.553
3201909000	Oth tanning extract of vegetable origintannis & their salts, esters & oth drv	185.470	727.788	83.157	459.429
3202100000	Synthetic organic tanning substances	698.704	6.094.607	854.010	6.678.799
3202900000	Oth inorgan tanning subst;tanning prepwith or not cont natural tanning subs	298.812	2.244.088	364.801	3.028.585
3203001000	Coloring matter of vegetable or animalsuitable for use in food or drink	28.092	190.085	145.351	1.433.239
3203009000	Oth coloring matter of vegetable oranimal not suitable for use in food	127.805	232.415	287.959	1.555.125
3204111000	Disperse dyes crude & prep based& preparat based thereon, crude	140.811	6.706.732	1.132.192	27.819.789
3204119000	Other disperse dyes and preparationbased thereon	243.932	5.987.567	1.437.578	24.608.869
3204121000	Aciddyes whether or not premetallised	23.300	361.845	147.167	1.937.906
3204129000	Oth acid dyes whether or not premetallised & preparation based thereon	20.572	302.074	80.079	1.787.387
3204130000	Basic dyes & preparat based thereon	40.811	470.660	145.985	1.839.711
3204140000	Direct dyes & preparat based thereon	340.476	5.345.652	1.612.876	26.541.583
3204150000	Vat dyes (incl those usable in thatstate pigments) & prep based thereon	184.188	2.215.169	900.701	9.126.391
3204160000	Reactive dyes & preparations basedthereof	298.571	5.932.014	1.701.180	30.889.876
3204170010	Synthet organ pigment in powder form	534.498	8.608.539	4.950.382	62.796.278
3204170090	Other pigments & preparat basedthereon	427.985	7.522.421	2.362.790	27.146.150
3204190000	Oth synthetic organic coloring matter,incl mix of coloring	360.481	6.328.501	1.236.282	16.078.914
3204200000	Synthetic organic prods of a kindused as fluorescent brightening agent	275.420	3.353.846	1.895.169	16.465.227
3204900000	Oth synthetic organic coloring,matter, w/ or not chemically defined	72.223	1.335.458	324.009	4.123.143
3205000000	Color lakes; preparat as specified inbased on color lakes	43.975	998.005	189.102	2.976.150
3206111000	Pigment base on titanium dioxidecont weight >= 80 %, on dry matter	5.009.016	40.951.101	11.843.533	86.518.648
3206119000	Preparate base on titanium dioxide,cont weight >= 80 %, on dry matter	68.738	1.411.454	376.980	4.375.611
3206191000	Pigment base on titanium dioxidecont weight < 80 %, on dry matter	86.284	794.868	217.735	2.303.514
3206199000	Preparate base on titanium dioxide,cont weight < 80 %, on dry matter	39.066	912.772	388.910	5.225.118
3206201000	Chrome yellow,chrome green,molybdatorange/red base on chromium comp	34.058	990.409	176.236	4.245.082
3206209000	Oth pigments & prep based onchromium compounds	52.015	494.205	350.497	2.521.487
3206411000	Preparations of inorganic pigmentsultramine pre based thereon	2.607	39.100	15.680	164.689
3206419000	Oth ultramarine & preparationsbased thereon	55.266	1.098.525	174.462	1.793.841
3206421000	Prep of inorganic pigments- lithophonebased on sulphide	0	134.570	0	71.189
3206429000	Oth lithophone & oth pigments & prebased on sulphide	44.562	1.277.511	36.981	799.006
3206491000	Prep of inorganic pigment based on othhexacyanoferrat (ferro&ferricyanides)	43.419	684.531	149.254	2.126.211
3206499000	Oth pigment & prep based on hexacyanoferrates(ferrocyanides & ferricyanides)	279.417	2.723.883	1.486.318	12.725.806
3206501000	Prep of inorganic pigment of akind used luminophores	20.966	384.015	119.630	2.535.568
3206509000	Oth inorganic prods of a kindused as luminophores	165.653	1.759.848	224.577	2.827.114
3207100000	Prepared pigments, prep opacificersprep colors & similar prep	652.087	6.496.147	2.236.989	23.009.363
3207201000	Enamel frits	983.938	7.258.026	551.715	5.740.910
3207209000	Oth vitrifiable enamels & glazes,engobe (slips) similar prep	739.772	6.347.891	472.090	6.028.529

I.3. IMPOR MENURUT KOMODITI / IMPORT BY HS COMMODITY
***** OKTOBER / OCTOBER 2008 *****

HS	Uraian Komoditi Commodity Description	Berat Bersih / Net Weight (Kg)		Nilai / Value C.I.F (US\$)	
		Bulan ini	Kumulatif	Bulan ini	Kumulatif
		Current Month	Cum.Jan. to date	Current Month	Cum.Jan. to date
3207300000	Liquid lustres & similar preparations	81.401	363.516	110.919	1.204.386
3207400000	Glass frit & oth glass, in the form of powder granules or flakes	7.168.620	84.180.821	3.931.955	46.298.630
3208101100	Varnishes>100-c hr,based on polyesterfor dental use, dispersed in a non aqueo	4.288	167.667	18.107	1.059.459
3208101900	Oth varnishes based on polyesters<100-c hr,disper in a nonaqueous	63.979	1.298.457	354.810	5.980.388
3208109000	Other paints & varnishe (incl enamels & lacquers polyester dispers, non aqueous	319.443	5.173.670	1.020.994	17.233.678
3208204000	Anti-fouling/anti-corrosive paints forships hull base on acrylic/vinyl polymer	186.423	2.722.328	747.684	10.314.122
3208207000	Varnishes (including lacquers), of akind used in dentistry	0	191	0	5.352
3208209000	Other paints & varnishes (incl enamels&lacquers) based on acrylic/vinyl polymer	395.744	3.053.143	1.620.661	12.671.737
3208901100	Varnishes (incl.lacquers),exceed >=100Cheat-resistant used in dentistry	16.581	120.104	97.979	496.364
3208901900	Varnishes (incl.lacquers),exceed >=100Cheat-resistant used in oth than dentist	121.866	1.720.401	711.098	8.432.604
3208902100	Varnishes (incl.lacquers),exceed <100Cheat-resistant used in dentistry	4.550	5.482	32.915	41.651
3208902900	Varnishes (incl.lacquers),exceed <100Cheat-resistant used in oth than dentist	203.585	3.119.082	705.639	12.323.440
3208909000	Oth paints & varnishesdispers in a nonaqueous	341.844	3.441.055	1.779.466	18.909.293
3209101000	Varnishes(inc lacquer)>100C hr-acrylicvinyl polymer, dispers in a aqueous	83.686	698.123	211.157	2.488.375
3209104000	Leather paints-based on acrylic orvinyl polymers dispers in a aqueous	50.601	357.429	89.399	615.179
3209105000	Anti-fouling/corrosive paints for shipshulls-acrylic/vynil polymers	71.189	751.048	214.771	2.427.249
3209109000	Oth paints & varnishes dispersa aqueous medium	444.063	4.087.224	812.097	6.872.941
3209900000	Oth paints based on others varnishesdispers in a aqueous medium	359.342	3.207.570	863.043	8.919.790
3210001100	Varnishes (incl lacquers) > =100C hrof a kind used for finishing leather	2.231	67.294	3.636	286.510
3210001900	Varnishes (incl lacquers) < 100C hrof a kind used for finishing leather	13.744	100.244	14.069	249.334
3210002000	Distempersof a kind used for finishing leather	0	1.481	0	2.100
3210003000	Prepared water pigments of a kindused for finishing leather	88.983	794.543	280.794	2.110.034
3210005000	Polyurethane tar coatingof a kind used for finishing leather	984	49.126	7.819	151.117
3210009000	Other paints & varnishesof a kind used for finishing leather	121.770	1.932.916	522.790	5.740.073
3211000000	Prepared driers	65.527	612.916	235.515	3.257.642
3212100000	Stamping foils	90.146	732.538	481.985	4.275.609
3212901100	Aluminium paste	172.991	1.563.678	1.135.825	10.708.226
3212901200	Oth pigments (incl metallic powder & flakes),for leather-dispers,non aqueous	1.256	179.957	15.057	606.490
3212901900	Oth pigments (incl metallic powder & flakes), dispers in non-aqueous media	63.425	336.144	413.019	2.101.412
3212902100	Dyes or oth coloring matter in formsfor ret sale-suitable for food or drink	18.381	93.958	48.881	248.218
3212902900	Oth dyes or oth coloring matter informs or pack for retail sale	33.011	393.135	233.454	1.918.021
3213100000	Colors in set, in tablet, tubes, jars,bottles, pans or in similar forms/pack	5.309	178.448	10.591	432.981
3213900000	Oth artist, students or signboard, intablet,tubes,jars,bottles, pans or other	35.827	338.530	75.164	1.522.519
3214100000	Glaziers putty, grafting putty, cementscaulking compound	192.525	2.397.928	728.520	7.768.611
3214900000	Oth painters fillings; non-refractorysurfacing preparat for facades	2.595.617	12.454.345	817.352	10.168.508
3215111000	Printing uv curable inks-black	11.562	172.431	76.649	4.366.169
3215119000	Printing other than uv curable inks-black	117.905	1.487.819	725.331	8.396.495
3215190000	Printing inks, other than black	237.163	4.433.203	1.485.566	39.093.591
3215901000	Carbon mass for one time carbon paper	3.906	113.082	21.755	278.580
3215906000	Drawing ink and writing ink	8.604	185.426	132.577	2.067.015
3215909000	Oth printing ink, writing/drawing inkwith or not concentrated or solid	110.859	1.309.613	1.336.796	7.298.100
3301120000	Pharmaceutical grade - of orange andoth essential oils of orange	27.901	278.297	78.151	1.319.788
3301130000	Pharmaceutical grade - of lemone andoth essential oils of lemone	13.367	115.107	456.309	2.741.779
3301190000	Other essential oils of citrus fruit	2.739	170.790	88.868	1.507.985
3301240000	Essential oils - of peppermint(mentha piperita)	11.685	75.603	294.795	1.728.491
3301250000	Pharmaceutical grade - of oth mintsoth essential oils of oth mints	13.659	150.189	123.713	1.296.729
3301291100	Pharmaceutical grade of lemon grass ofcitronela, cinnamon, ginger, cardamon	266	39.038	2.224	210.147
3301291200	Pharmaceutical grade of sandalwood	0	1	0	2
3301291900	Oth pharmaceutical grade-essential oilsoth than those of citronella	18.088	382.425	70.187	2.386.741
3301299100	Oth pharmaceutical grade of lemongrass of citronella, cinnamon, ginger	211	15.867	13.426	132.349
3301299200	Essential oils of sandalwood, oth thanpharmaceutical grade	0	148	0	24.761
3301299900	Oth essential oils-oth thanpharmaceutical grade	97.304	576.652	842.451	6.347.098
3301300000	Resinoids	4.837	39.049	116.909	662.635
3301901000	Aqueous distillates & solutions ofessential oils suitable for medic use	18	56.451	162	103.800
3301909000	Oth essential oils (terpeneless or not),incl concretes& absolutes; resinoids	43.451	436.329	659.386	2.762.698
3302101000	Odoriferous alcoholic prep for thealcohol beverages, liquid form	0	10.185	0	43.154
3302102000	Odoriferous alcoholic prep for thealcoholic beverag, in oth form	0	1	0	10
3302109000	Oth mixed of odoriferous of a kind usedin the food or drink industries	244.792	1.958.522	2.192.345	22.653.886
3302900000	Oth prep based on odoriferous substancesfor the manufacture of beverages	1.611.078	18.430.757	22.144.233	228.377.843
3303000000	Perfumes & toilet waters	60.434	1.468.440	731.032	14.253.137
3304100000	Lip make-up preparations	22.255	506.593	459.862	6.421.509
3304200000	Eye make-up preparations	17.536	407.238	487.989	6.631.222
3304300000	Manicure or pedicure preparation	7.884	232.477	105.408	1.297.027
3304910000	Powders, whether or not compressed	35.136	541.530	409.044	5.946.782
3304991000	Face & skin creams & lotions	422.605	6.963.116	3.047.028	41.311.974
3304992000	Anti-acne creams	2.995	28.873	39.619	431.107
3304999000	Oth beauty/make-up prep & prep for thecare of the skin (oth than medicamts)	262.552	2.133.305	2.481.081	30.795.867
3305100000	Anti-mycosis shampoos & othershampoos	1.431.270	15.998.513	6.142.128	65.946.556
3305200000	Preparat for permanent waving orstraightening	1.560	142.766	7.556	720.724
3305300000	Hair lacquers	204	54.666	4.366	689.630
3305900000	Others preparations for use on the hair	260.006	2.813.428	1.145.299	13.228.332
3306101000	Prophylactic pastes & powders	33.263	533.871	194.692	3.134.929
3306109000	Others dentifrices	0	105.986	0	243.021

I.3. IMPOR MENURUT KOMODITI / IMPORT BY HS COMMODITY
***** OKTOBER / OCTOBER 2008 *****

H S	Uraian Komoditi Commodity Description	Berat Bersih / Net Weight (Kg)		Nilai / Value C.I.F (US\$)	
		Bulan ini	Kumulatif	Bulan ini	Kumulatif
		Current Month	Cum.Jan. to date	Current Month	Cum.Jan. to date
3306200000	Yarn used to clean between the teeth(denital-floss)	645	7.223	8.072	72.628
3306900000	Oth prep for oral/dental hygiene, incl.denture fix-ative pastes & powder,retail	34.121	456.204	97.853	1.276.339
3307100000	Pre-shave, shaving or after-shavepreparations	4.236	45.666	58.127	637.365
3307200000	Personal deodorants & antiperspirants	102.539	871.026	564.109	5.829.632
3307300000	Perfumed bath salts & oth bathpreparations	85.360	514.812	142.048	918.948
3307410000	Oth agarbatti & oth odoriferous prep.which operate by burning	631.217	3.586.842	319.489	2.506.233
3307491000	Room perfuming preparations	13.773	214.592	74.420	1.303.567
3307499000	Oth prep for perfuming or deodor rooms,incl odoriferous preparat use religious	47.474	359.474	406.470	2.197.917
3307901000	Animal toilet preparations	1.107	12.617	1.135	41.050
3307902000	Contact lens solution	87.890	404.496	295.284	1.321.061
3307903000	Papers & tissues, impregnated or coatedwith perfume or cosmetics	16.573	66.874	8.803	94.499
3307904000	Other perfumery or cosmeticsincluding depilatories	120	7.973	3.844	18.261
3307909000	Oth pre-shave, cosmetic or toilet prep,prep rooms deodorisers, w/ or perfuming	36.763	230.455	131.979	834.632
3401111000	Soap, organic surface-active-for toiletuse-medicated prods	5.075	649.178	77.311	1.549.249
3401112000	Bath soap	319.869	3.677.241	477.578	5.018.817
3401113000	Oth toilet use,of felt or nonwovens, impregnated,coat with soap or detergent	3.186	3.193	9.263	9.297
3401119000	Oth soap & organic surface fortoilet use	9.083	200.608	76.770	493.577
3401191000	Oth than for toilet use-felt/nonwovensimpregnated,coat with soap or detergent	0	16	0	79
3401199000	Oth soap & organic surface other thanfor toilet use	14.336	107.134	23.271	253.723
3401201000	Soap in oth form for flotation deinkingor recycled paper	0	95.085	0	168.782
3401209000	Soap in oth forms, other than chips	92.290	3.372.033	285.039	4.987.350
3401300000	Organic surface-active prods & prep forwashing in the liquid, put for ret sale	16.051	154.667	156.196	1.970.819
3402111000	Organic surface-active agents, with/notfor retail sale; sulphated fatty alcohol	70.419	1.661.977	149.495	4.114.865
3402120000	Wetting agents used in the manufactureof herbicide	21.141	38.657	47.697	79.001
3402119000	Oth anionic-organic surface-active agentwith or not put up for retail sale	362.026	2.546.601	1.222.832	6.953.426
3402121000	Wetting agents used in the manuf ofherbiced-cationic	163.634	1.047.379	182.496	1.578.761
3402129000	Oth cationic-organic surface-activeagent with/not put up for retail sale	566.773	5.774.033	1.557.411	15.613.645
3402130000	Organic surface-active agents,with ornnot for retail sale; non-ionic	1.289.037	15.131.616	3.377.622	37.140.394
3402190000	Oth organic surface-active agents,withor not up for retail sale	846.223	7.802.658	2.039.766	17.632.095
3402201100	Anionic surface active prep. in liquidform-put up for retail sale	17.176	253.276	66.544	738.347
3402201200	Anionic washing prep & cleaning prep,incl bleach cleans,liquid form, retail	14.683	214.891	118.159	1.017.824
3402201300	Oth surface active preparations- inliquid form, for retail sale	9.059	451.262	17.085	926.173
3402201900	Oth wash prep & clean prep,incl bleachcleans & degreas prep,liquid, retail	79.532	1.446.045	452.023	5.858.976
3402209100	Anionic surface active prep. oth thanin liquid form-for retail sale	912	30.095	5.475	430.513
3402209200	Anionic washing prep & clean prep, inclbleach,cleans-oth than liquid,retail	140	4.115.423	749	2.340.891
3402209300	Oth surface active preparation-oth thanin liquid-for retail sale	6.762	83.303	67.494	440.516
3402209900	Oth wash prep & clean prep,incl bleachcleans, oth than liquid, retail sale	24.776	645.348	82.404	1.742.479
3402901100	Anionic surface active preparat-liquidnot put up for retail sale	533.882	3.918.382	1.470.528	10.233.881
3402901200	Oth anionic wash prep & clean prep,incl bleach,liquid,not for retail sale	154.200	1.653.091	446.413	3.565.591
3402901300	Anionic washing prep.or cleaningincl.bleaching, cleansing or degreasing	83.605	2.788.761	245.901	3.728.295
3402901400	Oth organic surface active in liquidform, wetting agents	13.105	144.587	38.602	445.542
3402901500	Oth organic surface active in liquidform, not wetting agents	170.633	1.564.332	465.094	3.694.930
3402901900	Oth wash prep & clean prep,incl bleachcleans, in liquid-not for retail sale	81.373	2.646.227	383.665	6.662.884
3402909100	Anionic surface active preparations,oththan liquid- not for retail sale	29.547	496.022	78.607	1.359.448
3402909200	Anionic wash prep & clean prep,inclbleach,cleans-not liquid-not retail	64.434	1.077.883	167.983	1.074.658
3402909300	Anionic surface-active prep,not liquidform not for retail sale	111.219	2.152.112	125.776	2.221.023
3402909400	Anionic surface-active prep, not liquidform, wetting agents not for retail sale	29.286	99.159	74.045	304.069
3402909500	Anionic surface-active prep, not liquidform,not wett agents not for retail sale	551.227	8.407.015	978.838	12.598.981
3402909900	Oth wash/lean prep,incl bleach cleansoth than liquid-not for retail sale	193.408	1.858.216	406.096	5.544.041
3403111100	Liquid lubricating oil prep, for treatof textile,or oth materials, cont petrol	29.408	548.091	119.861	1.310.108
3403111900	Oth liquid preprtion for the treatmenttextile or oth materials, cont petroleum	14.752	205.261	45.103	635.757
3403119000	Oth prepar for the treatment of textilematerials,oth than liquid,cont petroleum	42.892	483.582	192.517	1.752.269
3403191100	Liquid oil for aircraft engine cont.petroils/oils obtain. bituminous mineral	1.520	17.970	7.772	133.281
3403191200	Other liquid prep content silicone oil,cont petrole oils,or bituminous mineral	0	75	0	1.317
3403191900	Other liquid for other purposes contpetrol oil or bituminous mineral oils	3.446.076	48.679.836	8.594.905	99.342.227
3403199000	Oth lubricating prep cont petroleum oil	967.786	11.579.877	2.747.640	27.253.774
3403911100	Liquid prep cont silicone oil-for treatof textile,or oth matt,not cont petrol	49.724	749.303	205.771	2.781.502
3403911900	Liquid prep for treatment of textilemater,not cont petroleum oil & silicone	302.319	2.623.006	837.133	6.481.190
3403919000	Liquid preparat for treatment of textilor the materials, not cont petroleum oil	620.343	9.287.873	1.725.103	19.825.109
3403991100	Liquid oil for aircraft engine not contpetroleum oils or oils obtain bitumin	2.995	57.817	17.516	248.662
3403991200	Other liquid prep content silicone oilcont petrol oil,or bituminous mineral	2	67	72	1.685
3403991900	Other liquid for other purpose not contpetroleum oil or bituminous mineral oils	446.650	3.222.597	816.248	4.696.844
3403999000	Preparat for treat of textile,leatheroth mater,not cont petrol oil,not liquid	260.983	2.154.219	1.319.418	9.076.733
3404200000	Artificial waxes & prepared waxes,ofpoly(oxyethylene) (polyethylene glycol)	130.501	3.255.880	322.321	7.543.806
3404900000	Oth artificial waxes & prepared waxes.	1.009.240	10.264.806	2.470.831	25.522.573
3405100000	Polishes, creams & similar preparat forwear or leather	24.557	357.048	117.044	2.081.947
3405200000	Polishes,creams & similar prep for themaintenance of wooden furniture	8.415	23.913	54.484	129.140
3405300000	Polishes & similar prep for coachwork,other than metal polishes	1.526	140.724	10.714	436.510
3405401000	Abrasive lapping & honing,in the formof flour,scouring pastes & powder	7.730	62.532	43.983	431.296
3405409000	Oth scouring pastes & powders & otherscouring preparations	16.969	347.633	37.746	945.137
3405901000	Metal polishers	26.875	322.224	36.907	638.566
3405909000	Oth polishes & cream, for footwear,furniture, floors	68.901	419.938	194.902	1.043.914
3406000000	Candles, tapers & the like.	56.366	708.649	174.847	1.155.568

I.3. IMPOR MENURUT KOMODITI / IMPORT BY HS COMMODITY
***** OKTOBER / OCTOBER 2008 *****

H S	Uraian Komoditi Commodity Description	Berat Bersih / Net Weight (Kg)		Nilai / Value C.I.F (US\$)	
		Bulan ini	Kumulatif	Bulan ini	Kumulatif
		Current Month	Cum.Jan. to date	Current Month	Cum.Jan. to date
3407001000	Modelling pastes, incl those put up for childrens amusement	1.492	46.851	4.877	132.899
3407002000	Prep known as "dental wax", in sets, in packings, retail sale or in plates	231	2.590	9.610	23.996
3407003000	Other preparations for use in dentistry, with a basis of plaster (of calcined	3.053	102.306	25.603	263.958
3501100000	Casein	169.050	1.874.011	1.749.584	21.019.151
3501901000	Caseinates & other casein derivatives	40.957	911.004	59.463	10.505.724
3501902000	Casein glues	127	23.069	2.306	386.900
3502110000	Egg albumin - dried	909	13.186	3.660	69.177
3502190000	Egg albumin - oth than dried	2.160	16.288	26.400	125.384
3502200000	Milk albumin, incl concentrates of >= 2whey proteins	38.324	430.834	246.756	4.026.302
3502900000	Oth egg albumin	238	32.646	10.064	224.133
3503001000	Glues of animal origin	9.969	381.714	18.734	673.664
3503002000	Gelatin in powder form with bloating level a-250 or b-230 or more	40.000	528.517	133.750	1.698.141
3503003000	Isinglass	0	16.844	0	28.283
3503009000	Oth gelatin derivatives, isinglass, other glue of animal origin, excl casein glues	252.644	2.250.029	1.292.397	10.164.438
3504000000	Peptones and their derivatives, other protein substances and their	207.004	5.004.690	758.423	13.671.395
3505101000	Dextrins, soluble or roasted starches	4.196.803	35.451.893	2.512.762	24.421.966
3505109000	Oth dextrins & oth modified starches	4.594.699	64.002.249	3.862.235	52.487.572
3505200000	Glues based on starches/dextrins	548.359	4.476.479	836.961	8.718.380
3506100000	Prods suitable for use as glues/adhesive for ret sale as glues/adhesives < 1 kg	148.248	3.147.923	856.534	9.630.825
3506910000	Adhesives based on polymers of heading 39.01 to 39.13 or on rubber	862.716	10.160.052	3.027.367	26.872.501
3506990000	Oth prepared glues & oth prepared adhesives, nes	798.288	12.669.969	3.655.501	43.718.352
3507100000	Rennet & concentrates thereof	115	48.749	4.201	289.742
3507900000	Oth enzymes; prepared enzymes nes or include	302.576	3.343.358	1.454.659	17.772.228
3601000000	Propellent powders	0	86.718	0	1.793.053
3602000000	Prepared explosive, oth than propellent powders	200.549	2.333.487	1.085.096	10.729.055
3603001000	Semi-fuses, elemented caps, signal tubes	12.712	513.409	194.016	7.740.462
3603002000	Safety fuses or detonating fuses	30.306	225.853	896.759	5.416.042
3603009000	Oth safety fuses, detonat fuses, percussion detonat caps, igniters, electric dtnt	138.031	1.986.110	1.943.628	20.729.821
3604100000	Firecrackers and other fireworks	1.227.365	5.199.111	1.307.645	4.951.731
3604901000	Distress signal equipment	6	47.386	518	55.758
3604909000	Oth signalling flares, rain rocket, for signal & oth pyrotechnic articles	139	4.506	196	785.043
3605000000	Matches, oth than pyrotechnic article of 36.04, in pack of >= 100 matches	0	171.062	0	143.137
3606100000	Liquid/liquified-gas fuel in containers used for filling or refilling <= 300 cm	22	282.115	1.855	307.595
3606901000	Solid or semi-solid fuels, solidified alcohol & oth similar prepared fuels	10.300	55.742	51.410	183.594
3606902000	Lighter flints	5	66.824	42	401.257
3606903000	Oth ferro-cerium & oth pyrophoric alloy in all forms	0	182.560	0	245.510
3606904000	Resin torches, firelighters & the like	4	10.268	37	56.712
3606909000	Oth articles of combustible material as specified note 2 to this chapter.	1.625	93.870	42.398	269.734
3701100000	Photographic plates & film in the flat for x-ray	72.720	596.295	903.185	7.838.942
3701200000	Instant print film	81	28.857	812	271.005
3701300000	Oth plates & film, with any side > 255 mm specially for printing industri	342.385	3.167.300	2.150.298	21.087.243
3701910000	Oth plates & film for color photography (polychrome)	86	184.877	189	436.710
3701990000	Oth plates & film for color photography (polychrome) specially manuf for printing indust	3.944	76.666	22.276	283.121
3702100000	Film for x-ray	8.044	25.622	231.100	1.191.071
3702310000	Oth film, without perforat, of width not exceed 105 mm for photograp (polychrome)	163	1.754	4.041	96.001
3702324000	Instant print film in bands of width >= 16 mm & length >= 120m	20	20.287	259	46.041
3702329000	Oth film with silver halide emuls, of a width < 105 mm	0	2.114	0	8.416
3702393000	Oth infra red transparent film, of a width < 105 mm	0	4.166	0	27.413
3702395000	Oth film, without perforat, of a width < 105 mm special prep for medical serv	0	37.747	0	81.726
3702399000	Oth film without perforations of a width < 105 mm	0	10.584	0	16.792
3702419000	Film for use oth than in medical, surgical, dental or veterinary sciences	1.802	57.877	4.157	2.108.708
3702424000	Film oth than for color photogr', width > 610mm, length > 200m, prep for	0	21.762	0	27.742
3702429000	Film oth than for color photogr', width > 610mm, length > 200m	209	2.835	954	13.326
3702433000	Infra red transparent film, width > 610 mm, length < 200 m	2.002	29.947	22.655	357.592
3702435000	Film, width > 610mm, length < 200m specially prepared for medical service	2.575	41.348	38.964	679.252
3702439000	Oth film of width > 610 mm & length < 120 m	6.543	43.735	84.682	326.868
3702443000	Infra red transparent film, 105mm < width < 610mm	4.503	29.127	50.937	373.643
3702445000	Film, 105mm < width < 610mm, specially prepared for medical service	8.375	74.169	147.495	904.952
3702449000	Oth film, 105mm < width < 610 mm & length < 120m	14.108	56.484	135.442	421.313
3702519000	Oth film for color photo width < 6mm, length < 14 m	0	70	0	333
3702522000	Film for color photo width < 6mm, length > 14 m, for cinematography	0	749	0	63.149
3702529000	Film for color photo width < 16mm, length > 14 m	0	9	0	2.163
3702549000	Oth film for color photo 16mm < width < 35mm, length < 30m, oth than for slides	1.998	50.197	4.819	132.645
3702552000	Film for color photo 16mm < width < 35mm, length < 30m, for cinematography	1.632	4.153	61.602	261.079
3702559000	Oth film 16mm < width < 35mm, length > 30m for color photography	470	99.530	54.706	2.943.329
3702565000	Film width > 35mm, for color photography specially prepared for medical service	0	75	0	2.610
3702569000	Oth film width > 35mm, for color photography	0	5.340	0	34.826
3702914000	Infra red transparent film oth than color photog width < 16mm	0	1	0	203
3702919000	Oth film oth than for color photowidth < 16mm	210	210	7.425	7.425
3702939000	Oth film oth than for color photo 16mm < width < 35mm, length < 30m	0	5.139	0	45.185
3702949000	Oth film 16mm < width < 35mm, length < 30m, oth than for color photography	0	8.835	0	13.678
3702952000	Film oth than for color photo width > 35 mm for cinematography	0	29	0	89
3702956000	Film oth than for color photo width > 35 mm prepared for medical service	0	12.023	0	62.411

I.3. IMPOR MENURUT KOMODITI / IMPORT BY HS COMMODITY
***** OKTOBER / OCTOBER 2008 *****

H S	Uraian Komoditi Commodity Description	Berat Bersih / Net Weight (Kg)		Nilai / Value C.I.F (US\$)	
		Bulan ini	Kumulatif	Bulan ini	Kumulatif
		Current Month	Cum.Jan. to date	Current Month	Cum.Jan. to date
3702959000	Oth film oth than for color photography	5.374	18.696	26.553	99.335
3703100000	Photographic paper, paperboard&textil,unexposed, rolls,width of 610-1000mm	17	139.040	49	205.928
3703200000	Oth photograph paper, sensitis, unex-posed for color photography	31.328	1.190.731	90.419	5.120.159
3703900000	Oth photograph paper, paperboard & textsensitised, unexposed.	140.289	1.056.770	279.954	2.568.522
3704001000	Plate & film for x-ray,unexposed but notdeveloped	55.882	163.932	161.119	577.138
3704009000	Oth photograph plates,film,paper,paper-board & textiles,expos but not developoc	40.417	451.878	119.759	936.603
3705100000	Photograph plates & film, exposed &developed,for offset reproduc	5.343	141.775	14.632	157.387
3705901000	Photograph plates & film, exposed &developed,for x-ray	0	310	0	16.547
3705902000	Microfilms, exposed and developed	167	4.407	584	2.675
3705909000	Oth photograph plates & film,expos &developed,oth than cinematographic film	2.500	54.715	33.557	246.984
3706101000	Newsreels,travelogues,technical & scien-tic film exposed&developed,width>=35r	3.668	30.750	261.467	2.251.017
3706109000	Oth cinematograph film, expos & deve-losed of a width >= 35 mm	4.763	19.195	37.510	979.771
3706909000	Oth cinematgrphic film,expos & developwith or not incorporating soundtrack	12	3.501	17.751	49.049
3707100000	Sensitising emulsion,for photo use (oththan varnishes, glues, adhesives),retail	7.919	140.616	22.554	714.607
3707901000	Flashlight materials, unmixed prods forphotog uses,put up in measur portions	0	3.144	0	106.039
3707909000	Oth chemical prep for photographic uses,put in measur portions, ready for use	552.865	4.287.117	1.838.009	17.135.275
3801100000	Artificial graphit,in the form of pasteblocks,plates or oth semimanufacts	60.457	595.975	355.474	2.692.872
3801200000	Colloidal/semi-colloidal graphite, inpastes,blocks,plates or oth semimanufac	53.340	518.005	104.956	957.053
3801300000	Carbonaceous pastes for electrodes &similar paste & for furnace linings	883.548	7.963.131	751.994	7.452.593
3801900000	Oth artificial graphit;colloidal or semigraphite,pastes, blocks or plates	69.706	527.384	236.379	2.008.728
3802100000	Activated carbon, including spentanimal black	266.788	3.055.797	456.920	5.277.529
3802901000	Activated bauxite, including spentanimal black	0	1.084.198	0	489.252
3802902000	Activated clays & activated earth, inclspent animal black	2.676	329.794	8.189	203.121
3802909000	Oth activat natural mineral prod,animalblack include spent animal black	635.253	7.521.832	298.602	3.974.799
3803000000	Tall oil, whether or not refined.	84.345	344.305	171.252	656.947
3804001000	Concentrated sulphite lye	100	753.450	540	830.733
3804009000	Oth residual lyes from woodpulp with ornot concentrat,desugar or chemical treat	417.077	6.254.338	1.102.966	9.221.419
3805100000	Gum, wood or sulphate turpentine oils	32.859	535.384	74.760	893.247
3805900000	Oth terpenic oil produc by the distillat of coniferous wood & oth crude paracy	39.280	1.266.148	121.844	2.163.528
3806100000	Rosin & resin acids	21.208	2.030.814	78.544	2.896.041
3806200000	Salt of rosin,of resin acid, of drv orresin acid,oth than salt of rosin addict	5.209	25.733	21.262	94.071
3806301000	Ester gums - in blocks	252	502	2.916	5.763
3806309000	Ester gums - in oth forms	109.488	1.472.358	360.022	3.548.542
3806901000	Run gums in blocks	0	4	0	50
3806909000	Oth derivates rosin & resin acidsthereof	159.009	2.684.549	232.708	3.897.699
3807000000	Wood creosote	1.560	438.903	11.074	564.244
3808501100	Intermediate preparations for themanufacture of insecticides,subhd note 1	61.196	1.080.993	635.562	8.943.428
3808501200	Insectisides in the form of mosquitocoils/mosquito coil powder, subhd note 1	27	22.508	4.048	37.938
3808501300	Insecticides in aerosol containerssubhd note 1	0	228	0	7.747
3808501900	Insecticides, in oth form, subhd note 1	269.422	4.366.106	2.023.101	17.473.962
3808502000	Fungicides, subhd note 1	132.257	3.916.554	541.309	15.089.863
3808503000	Herbicides, anti-sprouting products andplant-growth regulators, subhd note 1	552.978	6.079.588	2.326.912	17.150.901
3808504000	Disinfectants, subhd note 1	33.064	249.155	198.095	1.009.346
3808509100	Wood preserv, being prep oth than surface coat,cont insect/fungi subhd note 1	6.300	16.300	6.287	67.787
3808509900	Oth disinfect,smlar product,put up inform/pack for retl sale, subhd 1	23.634	170.246	55.308	1.081.749
3808911000	Intermediate preparation for the mnfactof insecticides, not subhd note 1	19.836	408.101	687.187	10.773.785
3808912000	Insectiside in the form of mosquito coil/mosquito coil powder, not subhd note 1	0	100.815	0	179.932
3808913000	Insecticides in aerosol containers, notsubhd note 1	0	3	0	136
3808919000	Insecticides, in oth form, not subhdnote 1	48.849	2.600.242	474.019	14.500.962
3808920000	Fungicides, not subhd note 1	126.963	2.794.818	750.668	14.493.950
3808930000	Herbicides, anti-sprouting products andplant-growth regulator, not subhd note 1	788.320	10.697.520	2.819.593	36.964.163
3808940000	Disinfectants, not subhd note 1	17.188	259.450	119.431	1.207.524
3808991000	Wood preserv,being prep oth than surface coat,cont insect/fungi not subhd note	0	14.964	0	94.581
3808999000	Oth disinfect,smlar product, put up inform/pack for retl sale,not subhd note 1	9.581	226.695	69.286	1.659.030
3809100000	Oth finish agent,dye carriers to accelewith a basis of amylaceous substances	601.449	4.464.438	504.173	4.172.801
3809910000	Oth finish agent,dye carriers to accelekind used in the textile or like indust	1.145.559	15.277.730	2.990.914	35.643.218
3809920000	Oth finish agent,dye carriers to accelekind used in the paper or like indust	1.450.392	14.773.648	3.532.243	36.029.763
3809930000	Oth finish agent,dye carriers to accelekind used in the leather or like indust	207.263	3.329.425	633.751	9.092.704
3810100000	Pickling prep for metal surfac,soldering, brazing, welding powders	999.885	9.895.696	2.464.335	24.081.511
3810900000	Other prep of a kind used as cores orcoating for weld electrodes or rods	1.544.366	7.183.748	2.329.323	18.849.751
3811110000	Anti-knock preparation, based on leadbased on lead compound	86	48.656	286	176.010
3811190000	Oth anti-knock preparations	71.346	899.160	285.564	3.631.908
3811211000	Additive for lubricat oils,cont petroloil & oil obtain from bitumin,retail	39.129	312.033	180.992	961.031
3811219000	Additive for lubricat oils,cont petroloil & oil obtain from bitumin,not retail	2.631.050	30.856.070	9.408.143	83.796.124
3811290000	Oth additive for lubricat oils,contpetrol oil & oil obtain from otmn minera	90.040	4.170.598	350.295	9.060.164
3811901000	Anti knock prep., rust preventativ& corrosion inhibitors	371.072	1.592.296	1.240.348	6.878.180
3811909000	Oth anti-knock prep.,for mineral oilliquid used as mineral oils	508.510	3.718.525	1.677.814	13.833.292
3812100000	Prepared rubber accelerators	942.985	10.134.694	3.205.580	30.328.392
3812200000	Compound plasticisers for rubber orplastics	589.715	8.206.250	1.100.751	13.807.251
3812301000	White carbon	63.168	1.590.018	197.426	2.584.335
3812309000	Oth anti oxidising prep & oth compoundstabilisers for rubber or plastics	1.721.887	16.647.498	5.610.707	50.811.771
3813000000	Prep. & charge for fire-extinguishercharged fire-extinguishing grenades	157.336	1.902.841	454.578	4.064.505
3814000000	Organic composite solvents & thinners,prepared paint or varnish removers	628.770	8.272.303	1.650.043	20.657.176

I.3. IMPOR MENURUT KOMODITI / IMPORT BY HS COMMODITY
***** OKTOBER / OCTOBER 2008 *****

H S	Uraian Komoditi Commodity Description	Berat Bersih / Net Weight (Kg)		Nilai / Value C.I.F (US\$)	
		Bulan ini	Kumulatif	Bulan ini	Kumulatif
		Current Month	Cum.Jan. to date	Current Month	Cum.Jan. to date
3815110000	Supported catalyst,with nickel/nickelcompounds as the active substance	4.655	455.368	52.377	6.824.924
3815120000	Supported catalyst, with precious metalcompounds as the active substance	13.918	310.087	137.311	22.615.990
3815190000	Oth supported catalysts	555.356	2.174.657	2.150.887	21.588.146
3815900000	Oth reaction initiators,reaction accelerators catalytic prep,nes or incld	1.482.774	13.659.938	11.857.310	46.900.991
3816001000	Refractory cements, mortars, concretes	2.803.873	24.870.841	1.367.859	13.080.408
3816009000	Oth refractory cements, mortars, concret	1.144.753	18.553.814	1.174.640	11.911.627
3817000000	Mixed alkylbenzenes & mixed alkyl-naphthalenes oth than head 2707 or 2902	3.029.716	40.615.513	7.378.705	79.004.320
3818000000	Wafers/discs with silicon content	17.948	445.931	247.139	5.337.959
3819000000	Hyd brake fluids&oth for hyd trnsmssionwhether or not cont<70% weight of petrln	725.112	4.876.123	1.406.155	9.762.315
3820000000	Anti-freezing preparations & preparedand prepared de-icing fluids	86.069	708.175	125.100	1.522.418
3821001000	Prepared culture media for development	19.651	105.792	156.510	2.022.284
3821009000	Oth prepared culture media fordevelopment	1.108	234.977	62.314	1.724.915
3822001000	Plate,sheet,film, foil&strip of plasticimpreghtd/coated with diag. reagents	10.864	110.663	537.733	5.258.834
3822002000	Paperboard,cellulose wadding&web fibreimpreghtd/coated with diag. reagents	4.211	73.937	151.914	1.926.773
3822003000	Sterilisation indicator strips & tapesoth thn heading 3002 or 3006	110	6.542	857	66.694
3822009000	Oth diagnostic/lab reagents & preparedwhether or not head 30.02 or 30.06	263.131	1.466.989	3.525.580	25.629.405
3823110000	Stearic acids	194.189	2.486.036	252.157	3.234.573
3823120000	Oleic acids	0	503.562	0	856.617
3823130000	Tall oils fatty acids	313.171	3.491.135	457.506	4.802.137
3823191000	Acids oil from refining	0	118.948	0	244.448
3823199000	Oth industrial monocarboxylic fatty acid	270.671	4.465.823	724.763	9.711.561
3823701000	Industry fatty alcohols in the formof wax	0	28.331	0	56.777
3823709000	Oth industry fatty alcohols in the formof wax	280.974	8.385.643	698.854	16.124.382
3824100000	Prepared binders for foundry moulds or core	204.403	2.323.636	368.568	4.436.756
3824300000	Non-agglomerated metal carbides mixedtogether with metallic binders	0	5.337	0	174.548
3824400000	Prepared additives for cements, mortars or concretes	2.046.605	13.707.456	5.377.467	29.040.845
3824500000	Non-refractory mortars & concretes	16.314	287.032	57.600	677.502
3824600000	Sorbitol oth than that ofsubheading 2905.44	26.231	409.799	48.978	377.509
3824720000	Mix cont halogenated, drv methane,ethanecont bromochlorodi(tri)fluoromethane	5.000	6.042	60.072	63.458
3824750000	Mix cont halogenated, drv methane,ethanecontaining carbon tetrachloride	0	3.674	0	5.058
3824760000	Mix cont halogenated, drv methane,ethanecont 1,1,1-3-chloroethan(methyl chlfr	0	1.715	0	15.825
3824780000	Mix cont halogenated, drv methane,ethanecont PFC or HCFC but not CFC or HC	0	59.191	0	103.350
3824790000	Other mix cont halogenated, drv methane,ethane	211.090	1.977.120	457.231	5.710.919
3824810000	Mix & preparation containing oxirane(ethylene oxide)	0	8.911	0	34.037
3824820000	Mix & preparation containing pbbs, PCBs, PCTs	0	21	0	1.266
3824830000	Mixtures & preparation containingtris(2,3-dibromopropyl) phosphat	0	357	0	3.512
3824901000	Ink removers, stencil correctors&oth.corrector fluids in package	38.192	1.020.626	159.536	3.628.177
3824902000	Mixtures of chemical, of a kind used inmanufactured of foodstuff	22.641	159.380	59.885	521.374
3824903000	Copying pastes with a basis of gelatinpresented in bulk/ready to use	0	109.220	0	381.985
3824904000	Composite inorganic solvents	17.047	2.216.106	88.362	1.422.239
3824905000	Acetone oil	3.461	14.366	91.313	248.856
3824906000	Preparations/mixtures cont monosodiumglutamate	37.370	172.206	174.912	923.587
3824909000	Oth prods & preparations cont cfc-11,12,115, and halon	5.492.742	54.081.516	13.854.043	135.106.459
3825200000	Sewage sludge	1.858	1.858	37.380	37.380
3825410000	Waste organic solvents halogenated	0	1.260	0	32.772
3825690000	Oth wastes from chemical/allied industoth than cont.organic constituent	0	50	0	72
3825900000	Oth residual prods of the chemical/allied industry	4.681	60.743	67.940	564.603
3901103000	Polyethylene < 0,94 in liquids orpastes	109.453	1.051.947	239.990	2.325.107
3901109010	Polymers of ethylene, in granule form	11.168.433	134.261.657	20.633.947	228.708.219
3901109090	Polymers of ethylene other form	1.892.795	27.663.849	3.625.886	47.324.629
3901200000	Polyethylene having a specific gravity0.94 or more	6.479.265	94.548.700	10.509.061	156.943.387
3901303000	Ethylene-vinyl acetate copolymersin liquid or pastes	1.268.141	11.280.623	1.552.613	14.213.399
3901309000	Ethylene-vinyl acetate copolymersin other form	1.858.916	23.475.596	4.389.836	49.462.192
3901903000	Oth polymers of ethylene in liquid or pastes	87.131	731.040	153.577	1.448.124
3901909000	Oth polymers of ethylene in other form	5.569.093	86.700.850	8.975.434	122.199.659
3902101000	Polypropylene in powder form	63.356	5.789.678	149.212	9.504.687
3902102000	Polypropylene in granule form	18.921.670	187.195.400	32.953.884	316.192.261
3902109000	Polypropylene in other form	1.754.785	23.621.787	3.268.655	32.975.386
3902203000	Polysobutylene liquids/pastes	16.711	501.536	94.094	1.780.458
3902209000	Polysobutylene in oth forms	241.786	2.080.465	544.808	3.979.205
3902303000	Propylene copolymers in liquid or pastes	33.115	712.088	44.267	1.159.410
3902309010	Propylene copolymers in granule form	9.803.277	121.444.331	17.433.865	194.631.811
3902309090	Propylene copolymers in other form	841.065	9.881.850	1.341.485	15.372.528
3902903000	Oth polymers of propylene in liquid or pastes	4.056	157.612	28.281	374.903
3902909000	Oth polymers of propylene in other form	511.181	12.215.028	1.051.711	26.071.607
3903110000	Expansible polymers of styrene	849.602	18.267.264	1.576.148	31.915.267
3903190000	Other polymers of styrene	3.090.259	39.902.070	5.653.196	69.646.938
3903203000	Styrene-acrylonitrile (SAN) copolymersin aquaeous dispersion	14.177	923.809	52.680	1.265.709
3903209000	Oth styrene-acrylonitrile (SAN)copolymers	259.150	4.544.581	590.012	9.470.351
3903303000	Acrylonitrile-butadiene-styrene (ABS)copolymers in aquaeons dispersion	107.768	1.035.742	314.938	2.522.927
3903309000	Acrylonitrile-butadiene-styrenecopolymers in other form	6.002.316	57.244.679	14.216.563	120.076.889
3903903000	Oth polymers of styrenein aquaeons dispersion	203.776	1.323.551	279.770	1.960.439
3903909000	Oth polymers of styrenein other form	178.480	2.279.881	389.800	5.277.208

I.3. IMPOR MENURUT KOMODITI / IMPORT BY HS COMMODITY
***** OKTOBER / OCTOBER 2008 *****

H S	Uraian Komoditi Commodity Description	Berat Bersih / Net Weight (Kg)		Nilai / Value C.I.F (US\$)	
		Bulan ini	Kumulatif	Bulan ini	Kumulatif
		Current Month	Cum.Jan. to date	Current Month	Cum.Jan. to date
3904101000	PVC homopolymers, suspension typenot mixed with oth substances	568.522	4.104.762	246.191	1.896.064
3904109000	PVC in other form	2.599.937	30.094.485	4.911.746	49.514.733
3904210000	Oth poly(vinyl chloride) non plasticised	82.851	1.148.635	54.714	969.518
3904220000	Oth poly(vinyl chloride) plasticised	764.160	5.341.394	1.212.088	8.213.646
3904300000	Vinyl chloride-vinyl acetate copolymers	134.628	1.575.768	483.679	4.359.978
3904400000	Other vinyl chloride copolymers	74.037	982.882	305.248	3.187.195
3904504000	Vinylidene chloride polymr in dispersion	10	6.866	12	15.812
3904509000	Vinylidene chloride polymersin other form	164.752	1.981.873	377.742	3.438.752
3904610000	Fluoro-polymerspolytetrafluoroethylene	27.857	213.725	132.810	1.247.801
3904693000	Fluoro-polymers polytetrafluoroethylenedispersions	1.200	14.081	5.657	88.382
3904699000	Oth fluoro-polymers in other form	448	80.289	18.558	1.006.854
3904903000	Oth fluoro-polymer polytetrafluoroethylidispersions	303	1.475	1.546	2.977.777
3904909000	Oth polymers vinyl chloride in oth forms	29.022	456.962	139.007	1.188.014
3905120000	Poly(vinyl acetate) in aqueousdispersions	18.371	1.177.028	24.373	1.540.122
3905190000	Other poly(vinyl acetate)	254.172	2.751.003	427.016	5.237.271
3905210000	Vinyl acetate copolymers in aqueousdispersions	269.798	3.501.978	315.497	3.644.047
3905290000	Other vinyl acetate copolymers	12.722	813.246	32.963	1.914.053
3905301000	Poly (vinyl alcohol) in aqueousdispersions	709	1.533.101	2.216	2.037.856
3905309000	Poly (vinyl alcohol)in other form	1.663.840	16.897.380	5.708.326	47.591.966
3905910000	Copolymers of vinyl acetate or of othervinylester	60.322	721.355	289.616	3.255.285
3905990000	Oth polymer of vinyl acetate/oth vinylesters;oth vinyl polymers; primary form	119.153	662.634	561.667	5.211.010
3906101000	Poly(methyl methacrylate) in aquaeousdispersions	46.040	494.986	163.801	1.419.500
3906109000	Oth poly(methyl methacrylate)in other form	424.988	5.576.040	1.044.077	12.918.087
3906901100	Oth acrylic copolymers in aquaeousdispersions	401.280	4.410.351	791.474	8.369.461
3906901900	Oth acrylic copolymers in other forms	780.213	6.919.529	1.946.713	15.996.324
3906909100	Oth acrylic polymers in aquaeousdispersions	738.625	5.921.792	918.243	7.770.373
3906909900	Oth acrylic polymers in other forms	2.113.861	21.921.907	6.173.571	60.847.500
3907100000	Polycetals	795.046	8.532.916	1.980.044	20.666.670
3907200000	Other polyethers	2.760.815	34.173.984	6.795.713	70.380.560
3907302000	Epoxide resins based powder coating	48.359	814.791	490.062	3.672.490
3907303000	Epoxide resins in liquids/pastes	616.277	7.774.714	2.890.027	31.169.396
3907309000	Epoxide resins in oth form	1.206.205	12.772.184	4.440.022	44.919.472
3907400000	Polycarbonates	2.570.187	27.117.737	7.553.459	75.620.555
3907500000	Alkyd resins	110.078	1.355.361	317.489	2.727.382
3907601000	Poly(ethylene terephthalate) in aqueousdispersions	14.578	147.528	10.871	203.325
3907609000	Poly(ethylene terephthalate) in oth form	2.954.974	56.122.274	4.962.677	84.765.526
3907700000	Poly(lactic acid)	150	76.579	3.715	191.259
3907912000	Oth polyesters unsaturated in chip form	35.072	186.286	78.045	499.265
3907919000	Oth polyesters unsaturated in oth form	320.462	3.250.769	741.332	6.927.052
3907994000	Oth polyester saturated based powdercoating	24.212	264.201	99.832	971.650
3907999000	Oth polyesters saturated in oth form	2.348.000	30.695.956	4.763.718	54.470.713
3908101000	Polyamides in primary forms, polyamide-6	3.989.925	44.772.139	11.826.905	127.849.409
3908109000	Oth polymde-6,-11,-12,-6,6,-6,9,-6,10	863.450	9.191.542	2.685.985	27.443.403
3908900000	Other polyamides	450.726	3.748.692	1.783.703	12.019.185
3909101000	Urea resins, thiourea resin in mouldingcompound	152.481	1.706.835	307.708	3.549.273
3909109000	Other urea resins	455.272	4.618.234	672.247	6.714.321
3909201000	Melamine resins in moulding compound	569.249	3.562.260	1.223.332	8.950.036
3909209000	Other melamine resins	300.237	2.389.569	601.285	4.913.829
3909301000	Oth amino-resins in moulding compound	75.359	1.140.029	147.979	1.707.615
3909309000	Oth amino-resins, oth thn mouldingcompound	400.286	3.896.872	1.309.035	9.274.880
3909401000	Phenolic resins in moulding compound	27.822	227.440	115.137	794.704
3909409000	Other phenolic resins	1.029.727	13.425.985	2.607.688	24.268.987
3909500000	Polyurethanes	1.942.018	18.143.013	5.756.840	55.675.926
3910002000	Silicones in dispersions or in the formof solutions	555.999	5.643.974	1.955.375	20.683.215
3910009000	Silicones in oth forms	641.228	5.945.505	3.096.123	27.250.337
3911101000	Petroleum,coumarone,indene/coumaroneinde in liquid or pastes	92.335	1.104.692	218.815	2.097.515
3911109000	Petroleum, coumarone, indene/coumaroneindene in oth form	968.050	12.712.748	2.345.969	26.113.659
3911900000	Oth petroleum, coumarone, indene/coumaroneindene in oth form	1.088.119	12.616.738	3.066.674	32.744.833
3912110000	Cellulose acetates non-plasticised	6.311	64.220	36.386	104.260
3912120000	Cellulose acetates plasticised	5.022	27.215	26.442	171.879
3912201100	Water-based semi-finished nitrocellulosecellulose nitrates non plasticised	0	16.034	0	52.594
3912201900	Oth cellulose nitrates non plasticised	305.251	3.999.984	688.655	8.979.183
3912202000	Cellulose nitrates plasticised	0	434.699	0	989.952
3912310000	Carboxymethylcellulose & its salts	570.583	5.511.757	1.864.728	15.310.333
3912390000	Oth cellulose ethers	251.156	2.668.764	1.717.838	16.251.388
3912902010	Regenerated cellulose	19.530	173.632	80.700	561.501
3912902090	Other regenerated cellulose	113.045	1.137.204	605.192	5.781.733
3912909000	Oth cellulose in other form	228.399	1.822.340	1.017.189	7.622.639
3913100000	Alginic acid, its salts & esters	118.962	1.371.126	625.945	7.810.781
3913900000	Oth natural polymers & its modified, inprimary form	347.062	2.443.381	1.578.963	11.136.055
3914001000	Ion-exchangers based on plymrs of headof a kind used	54.291	1.529.826	119.672	3.040.230
3914009000	Oth ion-exchangers based on plymrs ofhead of a kind used	234.481	1.936.711	835.280	7.681.241
3915100000	Waste, parings & scrap, of polymers ofethylene	0	18.178	0	78.054

I.3. IMPOR MENURUT KOMODITI / IMPORT BY HS COMMODITY
***** OKTOBER / OCTOBER 2008 *****

H S	Uraian Komoditi Commodity Description	Berat Bersih / Net Weight (Kg)		Nilai / Value C.I.F (US\$)	
		Bulan ini	Kumulatif	Bulan ini	Kumulatif
		Current Month	Cum.Jan. to date	Current Month	Cum.Jan. to date
3915200000	Waste, parings & scrap, of polymers of styrene	0	564	0	13.132
3915300000	Waste, parings & scrap, of polymers of polymers of vinyl chloride	469	469	1.067	1.067
3915901000	Waste, parings & scrap, of copolymers of vinyl acetate	54	54	300	300
3915909000	Waste, parings & scrap, of other plastic	1.426.282	7.931.070	189.006	968.844
3916101000	Monofilament of polymers of ethylenechloride	5.920	131.196	61.787	915.951
3916102000	Monofilament of polymers of ethyleneterods, sticks and profile shapes	11.357	210.872	28.324	545.739
3916201000	Monofilament of polymers of vinylchloride	235	326.343	1.232	820.999
3916202000	Monofilament of polymers of vinylrods, sticks and profile shapes	93.137	904.153	297.375	2.375.403
3916904000	Monofilament of other plasticsof hardened proteins	954	43.126	3.090	93.325
3916909000	Oth monofilament of other plastics	131.497	1.477.060	825.440	7.551.787
3917101000	Artificial guts (sausage casings) ofhardened proteins	3.338	42.661	106.726	1.016.918
3917109000	Artificial guts (sausage casings) ofcellulosic materials	66.684	664.516	730.044	5.887.949
3917210000	Tube,pipe,hose,fitting therefor ofplastic of polymers of ethylene	100.459	702.670	329.577	1.746.692
3917220000	Tube,pipe,hose,fitting therefor ofplastic of polymers of propylene	22.595	231.876	171.750	1.210.632
3917230000	Tube,pipe,hose,fitting therefor ofplastic of polymers of vinyl chloride	232.724	2.819.834	316.735	3.415.783
3917290000	Tube,pipe,hose,fitting therefor ofplastic of other plastics	191.679	5.024.780	641.416	16.506.663
3917310000	Flexible tubes, pipes and hoses havea minimum burst pressure of 27.6 mpa	87.762	1.325.901	326.611	4.078.376
3917321000	Sausage & ham casings, without fittingsof plastics	3.638	45.972	24.764	213.529
3917329000	Oth unflexible tubes, pipes & hoses, notreinforced, without fittings	116.862	2.025.641	301.928	3.650.720
3917330000	Oth, not reinforced/otherwise combinedwith oth materials/fittings of 3917.30	18.881	70.079	60.952	284.827
3917390000	Oth tubes, pipes and hoses	337.941	2.892.822	741.125	6.664.777
3917400000	Fittings of plastics	284.622	2.601.170	868.349	9.437.139
3918101100	Tiles of polymers of vinyl chloride	12.729	319.353	24.227	358.596
3918101900	Oth floor covering of polymers of vinylchloride	1.480.618	23.740.380	941.574	10.726.867
3918109000	Wall or ceiling coverings of polymers of vinyl chloride	764.461	9.616.207	438.072	4.998.519
3918901100	Tiles, of polyethylene	6.765	836.880	38.831	2.252.027
3918901300	Oth floor coverings of polyethylene	311.688	2.155.391	292.162	3.378.996
3918901900	Oth floor coverings of oth plastics	35.619	962.188	49.547	1.091.921
3918909100	Wall or ceiling covering of polyethylene	292.953	3.560.622	450.525	3.980.199
3918909900	Wall or ceiling coverings of oth plastic	64.193	1.219.680	131.288	2.164.152
3919101000	Tape in roll,width=<20cm,of polymers of vinyl chloride	86.998	1.248.942	457.513	4.008.234
3919102100	Tape in roll,width=<20cm,of polyethyleneused in mnfctre of telephonc/elect wire	118.668	722.853	237.624	2.790.167
3919102900	Tape in roll,width=<20cm,of polyethyleneused for other	239.045	2.761.859	1.491.579	11.612.487
3919109000	Oth self-adhesive plate, sheet, film, inroll, width =<20 cm, of oth plastics	635.381	5.228.019	2.750.525	23.032.781
3919901000	Oth self-adhesive plates, sheets, film, foil, tape of polymers of vinyl chloride	102.087	2.268.732	389.955	6.384.988
3919909000	Oth self-adhesive plates, sheets, film, foil, tape, strip of plastics	1.079.290	16.424.279	4.404.155	45.612.852
3920100000	Oth tape of polymer of ethylene,not formfg of telephonic/electric wire	2.107.336	21.995.696	5.889.203	51.069.891
3920200010	Bopp film, of polymers of propylene	3.398.823	32.674.392	7.777.842	70.077.036
3920200090	Oth tape of polymer of propyleneused as an adhesive by melting	556.455	7.953.129	1.730.047	17.559.254
3920301000	Polymers of styrene used as an adhesiveby melting	38.704	496.700	86.455	872.185
3920309000	Polymers of styrene not used asan adhesive by melting	191.084	1.137.499	272.757	2.240.454
3920430000	PVC tape weight >6% of plasticiser usedot than mfg of telephonic/electric wire	457.915	4.510.953	1.224.684	11.061.078
3920490000	Other of polymers of vinyl chloride	726.381	5.763.166	1.240.952	12.656.432
3920510000	Oth plate,sheet,film,foilorstrip of acrypolymers of methyl methacrylate	66	1.417	171	14.905
3920590000	Oth plates,sheets,film,foil & strip othacrylic polimer of methyl methacrylate	34.386	453.637	310.145	4.852.490
3920610000	Film, of polycarbonates	272.018	3.538.772	458.482	5.794.189
3920621000	Film, of poly(ethylene terephthalate)used as an adhesive by melting	930.672	4.922.216	2.517.641	13.699.898
3920629000	Oth plate,sheet,foil & strip of poly-(ethylene terephthalate)	105.564	1.161.450	368.288	3.483.402
3920630000	Tapes, of unsaturated polyesters,	10.513	74.652	14.893	193.746
3920690000	Tapes, of oth polyesters, used as anadhesive by melting	643.695	6.078.380	1.985.113	17.828.261
3920711000	Cellophane film	396	91.620	3.036	299.479
3920712000	Viscose tear-off ribbon, foil	14.638	802.310	56.531	1.437.727
3920719000	Oth plate,sheet & strip of regeneratedcellulose usedoth than adhesive by melti	33	523.713	2.998	277.416
3920730000	Cellulose acetate, plasticized, usedas an adhesive by melting	0	3.319	0	47.022
3920790000	Plate,sheet,foil & strip of oth celluloderivatives	126	1.783	106	44.525
3920911000	Film of poly(vinyl butyral),thickness0.38-0.76mm width <= 2m	118.782	1.716.855	600.683	9.096.805
3920919000	Oth film of poly(vinyl butyral,plate,	52.771	483.920	150.983	2.391.210
3920921000	Plate,sheet,foil & strip of nylon 6of polyamides	1.565	51.065	34.654	457.333
3920922000	Plate,sheet,foil & strip of polyamides,used as an adhesive by melting	408	6.559	1.252	52.930
3920929000	Plate,sheet,foil & strip of othpolyamides	27.793	257.325	113.003	1.091.819
3920931000	Plate,sheet,foil & strip of melamine,of amino-resins	3.800	13.441	26.911	92.468
3920939000	Oth plate,sheet,foil & strip of aminoused oth than an adhesive by melting	83	60.584	1.262	122.492
3920941000	Phenol formaldehyde (bakelite) sheets	64.442	473.523	233.286	1.227.947
3920949000	Oth plate,sheet,foil & strip of phenolicresins	5.545	31.402	14.052	157.295
3920990010	Corrugated sheets & plates, of otherplastics	6.320	177.584	81.703	680.974
3920990090	Oth plate,sheet,foil & strip of otherplastics	144.698	1.288.825	1.123.071	6.918.607
3921111000	Plates & sheets, cellular, of polymersof styrene	228.087	1.758.854	364.540	2.864.276
3921119000	Film, foil& oth strip, cellular, ofoth than plate and sheet	58.498	445.387	183.989	1.262.557
3921120000	Tapes of PVC,in plates & sheets formused as mfg telepni/elect.wire	497.421	9.138.773	545.941	8.898.850
3921130000	Plates & sheets of polyurethanes	69.084	931.311	684.243	6.662.068
3921141000	Plates and sheets of regeneratedcellulose	14.145	136.709	47.051	440.880
3921149000	Film,foil & oth strip of regeneratedcellulose used in mfg telepnic/elect.wir	24.996	255.078	62.678	562.089
3921191000	Tapes in plate & sheet,of oth plastics	90.799	2.399.266	317.232	4.167.107

I.3. IMPOR MENURUT KOMODITI / IMPORT BY HS COMMODITY
***** OKTOBER / OCTOBER 2008 *****

H S	Uraian Komoditi Commodity Description	Berat Bersih / Net Weight (Kg)		Nilai / Value C.I.F (US\$)	
		Bulan ini	Kumulatif	Bulan ini	Kumulatif
		Current Month	Cum.Jan. to date	Current Month	Cum.Jan. to date
3921199000	Tapes in oth form,used in the oth thanmfg of telephonic/electric wire	640.035	10.129.153	933.349	12.734.034
3921902000	Plates & sheets, not cellular plateand sheet	231.786	1.877.154	440.911	4.084.087
3921909000	Film,foil & oth strip, not cellularoth than plate and sheet	555.136	7.696.242	1.446.743	18.923.240
3922100000	Baths, shower-baths, sinks & washbasins	125.252	1.113.272	284.376	3.130.197
3922201000	Lavatory covers of plastic	19.092	247.082	122.887	1.030.784
3922202000	Lavatory seats, of plastics	16.733	91.866	56.687	176.295
3922901100	Parts of flushing cisterns, of plastics	1.404	64.389	5.579	287.166
3922901900	Flushing water closets (lavatory pans)and urinals	1.773	76.623	13.076	618.250
3922909000	Similar sanitary ware, of plastics	74.237	1.872.783	176.553	3.203.159
3923100000	Boxes used for cinematographic films,tape and disks	678.365	9.383.050	2.517.088	30.461.521
3923211000	Aseptic bag of polymers of ethylene withaluminium foil in forcing material	10.778	467.425	121.906	2.123.416
3923219000	Oth sacks & bags, of polymers ofethylene	833.394	5.804.575	2.046.124	17.288.531
3923290000	Oth articles for the conveyance or packing of goods of oth plastics	458.974	7.273.353	1.770.764	23.792.772
3923301000	Toothpaste tubes container, of plastic	6.296	21.741	35.410	142.660
3923309000	Carboys, bottles, flasks & similararticle, not tootpaste tube container	606.969	5.854.412	2.376.025	24.187.006
3923400000	Spool,cop,bobbin & similar support	151.215	1.325.742	748.933	9.473.714
3923500000	Stoppers, lids, caps and other closures	484.560	4.342.735	2.577.472	22.263.471
3923900000	Oth articles for the conveyance/packinggoods of plastics	542.066	4.912.538	2.120.116	19.041.767
3924100000	Tableware & kitchenware	658.091	7.293.033	1.528.137	14.846.848
3924901000	Bed pans, urinals (portable type) &chamber pots	10.021	64.980	45.773	327.127
3924909000	Oth household & toilet articles, ofplastics	352.978	5.465.376	1.070.851	11.681.323
3925100000	Reservoirs,tanks,vats & similar contain.capacity <= 300l	18.116	504.651	53.289	1.458.088
3925200000	Doors,windows & their frames & threshold for doors	125.957	1.797.968	323.598	2.095.786
3925300000	Shutters,blinds (includ venetian blinds)and similar articles and parts	110.973	615.943	142.185	1.122.703
3925900000	Oth builders ware of plastics, not elsewhere specified	348.942	5.099.880	318.036	4.770.068
3926100000	Office or school supplies of plastics	113.991	2.225.724	359.625	5.085.413
3926206000	Articles of apparel used for protectionof plastics	57.583	238.516	81.762	1.760.487
3926209000	Oth articles of plastics, including belt	549.560	6.864.008	2.919.366	25.931.905
3926300000	Fittings for furniture, coachworkor the like	44.878	1.008.648	194.505	3.721.541
3926400000	Statuettes & othornamental articles	31.118	483.988	57.839	1.383.953
3926901000	Floats for fishing nets, of plastics	20.010	487.338	211.614	2.549.092
3926902000	Fan & handscreen, frame & handlethereof and parts	6.260	223.874	29.269	651.273
3926903200	Plastic moulds with denture prints	58	2.070	267	21.197
3926903900	Oth hygienic, medical & surgical	20.000	750.057	124.390	6.679.135
3926904100	Police shields, of plastics	88	379	5.124	11.252
3926904200	Protective mask & similar article forused in welding & similar works	13.531	173.016	68.194	1.176.397
3926904400	Life saving cushions for protection ofpersons falling from heght	0	31.279	0	124.103
3926904500	Reflected light nails, of plastics	258	24.601	406	155.327
3926904900	Oth safety & protective devices,	109.149	526.653	275.786	3.855.162
3926905300	Transmission or conveyor belts or beltin	20.504	255.207	211.101	1.974.590
3926905500	Plastic j-hooks & bunch blocks fordetonator	9.653	66.469	154.832	455.340
3926905900	Oth industrial articles, of plastics	399.595	4.843.073	2.014.746	33.340.451
3926906000	Nipple former,breastshell,nipple shield,hand expression funnel	14.399	24.568	49.295	268.433
3926907000	Corset busks & similar supports forarticles of appareed or clothing accessor	38.228	223.299	82.687	1.188.688
3926908000	Cards for jewelleryorsmall objects ofpersonal adornment	28.095	827.900	123.482	1.735.878
3926909000	Oth articles of plastics & othmaterial	2.176.514	28.968.635	17.949.875	134.389.154
4001101100	Natural rubber latex,cont ammonia >=0.5% catrige concentrate	111.763	5.105.505	210.117	10.810.368
4001101900	Natural rubber latex,cont ammonia >=0.5% processed by other methods	3.165	89.745	9.240	243.378
4001102100	Natural rubber latex,cont ammonia <0.5% centrifuge concentrate	0	22.000	0	75.352
4001102900	Natural rubber latex,cont ammonia <0.5% processed by other methods	141.374	1.222.055	506.314	3.618.524
4001211000	Natural rubber in smoked sheets,rss grade 1	20	21	1.086	1.319
4001213000	Natural rubber in smoked sheets,rss grade 3	133.740	2.403.354	40.122	721.009
4001214000	Natural rubber in smoked sheets,rss grade 4	0	438.963	0	1.436.937
4001219000	Natural rubber in oth forms	0	207.699	0	490.729
4001221000	Tsnr, standard indonesian rubberSIR 3 cv	18.956	74.573	59.976	220.099
4001222000	Tsnr, oth standard indonesianrubber	116.910	280.158	395.033	866.228
4001224000	Tsnr, specified singapore rubber	0	25.549	0	76.058
4001225000	Tsnr, thai tested rubber	0	131	0	8.400
4001229000	Oth tehnically specified naturalrubber (TSNR)	113.920	140.647	354.799	510.845
4001291000	Air-dried sheet,oth natural rubberin other form	0	12.000	0	40.320
4001292000	Latex crepe	0	212	0	36
4001293000	Sole crepe	0	584	0	3.609
4001294000	Remilled crepe, including flat barkcrepe	0	196.822	0	550.390
4001295000	Oth crepe	0	104.095	0	375.360
4001299000	Oth natural rubber in oth forms	18.141	277.861	144.388	1.012.299
4001301100	Jelutong in primary form	0	80	0	103
4001301900	Jelutong in oth forms	27.455	70.783	59.800	135.907
4001309100	Oth balata,gutta-percha,guayule,chiclesimilar, in primary form	0	2.102	0	1.672
4001309900	Oth balata,gutta-percha,guayule,chiclesimilar, in other form	32.000	364.957	58.960	492.342
4002100000	Styrene-butadiene rubber (SBR), inlatex form	2.035.775	13.275.274	3.520.096	20.211.561
4002190000	Carboxylated styrene-butadine rubber(SBR) in other form	5.221.535	74.116.967	15.037.815	164.673.428
4002200000	Butadiene rubber (BR)	3.534.623	46.514.600	12.701.113	123.703.545
4002310000	Isobutene-isoprene (butyl) rubber (IIR)	785.942	10.914.158	3.196.772	42.801.770

I.3. IMPOR MENURUT KOMODITI / IMPORT BY HS COMMODITY
***** OKTOBER / OCTOBER 2008 *****

HS	Uraian Komoditi Commodity Description	Berat Bersih / Net Weight (Kg)		Nilai / Value C.I.F (US\$)	
		Bulan ini	Kumulatif	Bulan ini	Kumulatif
		Current Month	Cum.Jan. to date	Current Month	Cum.Jan. to date
4002390000	Halo isobutane-isoprene rubber(CIIR of BIIR)	272.637	4.742.369	1.130.562	17.516.413
4002410000	Chloroprene (chlorobutadiene) rubberin latex form	0	160.075	0	566.487
4002490000	Chloroprene (chlorobutadiene) rubberin other form	736.434	4.727.484	3.251.255	20.628.962
4002510000	Acrylonitrile-butadiene rubber (NBR),in latex form	410.342	3.880.564	664.983	5.725.440
4002590000	Acrylonitrile-butadiene rubber (NBR),in other form	570.906	5.089.881	1.443.338	11.628.565
4002601000	Isoprene rubber (IR) in primary forms	0	289.931	0	863.612
4002609000	Isoprene rubber (IR) in other forms	88.279	803.708	273.765	2.169.409
4002700000	Ethylene-propylene-non-conjugateddiene rubber (EPDM)	920.133	7.411.556	2.733.911	21.689.547
4002801000	Mixture of natural rubber latex withsyntetic rubber latex	0	1.631	0	32.807
4002809000	Oth mixture of natural rubber latex withsyntetic rubber latex	22.267	277.350	62.499	905.334
4002911000	Oth synthetic rubber latex & facticederived from oils of poly graft natural	196.340	1.346.280	397.981	2.204.172
4002919000	Oil synthetic rubber& factice derivedfrom oils of other latex	2.406	74.836	11.875	243.428
4002991000	Oth synthetic rubber & factice derivedfrom oils in oth form	4.057	145.010	31.092	594.908
4002999000	Oth synthetic rubber latex & facticederived from oils	263.973	1.655.938	834.500	5.577.196
4003000000	Reclaimed rubber in primary formsoarin plates, sheets or strips	1.957.055	10.850.362	769.838	4.862.328
4004000000	Waste,paring & scrap of rubber (othhard rubbers)	1.318.586	10.289.481	838.763	5.537.765
4005100000	Compounded rubber with carbon blacksilica, unvulcanised	378.191	2.795.635	1.821.465	12.691.189
4005200000	Compounded rubber with solutions,oth subheading 4005.10	39.696	997.629	71.201	1.440.580
4005910000	Compounded rubber,unvulcanised,inplates, sheets, & strip	450.549	4.212.716	1.744.948	9.964.096
4005990000	Compounded rubber,unvulcanised,inoth form	453.686	5.981.633	655.114	8.287.666
4006100000	"camel-back" strips for retreadingrubber tyres, unvulcanised	16.247	130.640	9.023	135.034
4006900000	Oth forms & articles of unvulcanisedrubbers	73.773	1.790.439	248.514	4.774.831
4007000000	Vulcanised rubber thread & cord.	149.709	1.854.412	383.806	4.793.667
4008110000	Plates, sheets, & strip of cellularrubber	214.633	1.618.283	627.022	5.194.913
4008190000	Oth forms of cellular rubber	67.058	569.070	112.734	990.111
4008210000	Plates, sheets & strip of non-cellularrubber	28.295	543.071	196.115	3.024.893
4008290000	Oth forms of non-cellular rubber	166.157	1.466.104	213.017	2.751.909
4009110000	Tube,pipe & hose, not reinforced/othermaterial without fitting	418.861	4.539.896	3.876.098	26.043.679
4009120000	Tube,pipe & hose, not reinforced/othermaterial with fitting	123.549	896.832	1.466.045	8.753.511
4009211000	Mining slurry suction & discharge hose,without fitting	150	1.395.255	658	3.735.397
4009219000	Oth tube,pipe & hose,reinforced withoht materials without fittings	75.467	1.484.760	967.357	12.559.144
4009221000	Mining slurry suction & discharge hose,with fittings	0	30.578	0	1.690.864
4009229000	Oth tube,pipe & hose,reinforced withoht materials with fitting	90.097	1.700.680	481.264	6.304.183
4009311000	Mining slurry suction & discharge hose,reinforced w textile, without fitting	0	1.084	0	20.036
4009319000	Oth tube,pipe & hose,reinforced withtextile, without fitting	97.707	853.492	733.120	6.040.292
4009321000	Mining slurry suction & discharge hose,reinforced w textile, with fitting	0	395	0	6.377
4009329000	Oth tube,pipe & hose,reinforced withtextile, with fitting	2.218	64.490	38.588	474.947
4009411000	Mining slurry suction & discharge hose,reinforced w oht materials, without fitt	3.166	367.133	6.228	604.411
4009419000	Oth tube,pipe & hose,reinforced withoht material, without fitting	122.774	1.672.384	650.655	5.830.880
4009421000	Mining slurry suction & discharge hose,reinforced w oht materials, with fitting	52.697	59.550	432.312	545.249
4009429000	Oth tube,pipe & hose,reinforced withoht material, with fitting	299.135	4.252.464	3.727.389	38.822.153
4010111000	Conveyor belts/belting,reinforced withmetal, width > 20cm	332	199.901	6.549	1.160.225
4010119000	Conveyor belts/belting,reinforced withmetal, width <= 20cm	110.712	963.934	593.848	5.855.781
4010121000	Conveyor belts/belting,reinforced withtextile, width > 20cm	106	202.104	964	410.483
4010129000	Conveyor belts/belting,reinforced withtextile, width <= 20cm	301.328	2.153.983	1.133.782	7.052.549
4010191000	Oth conveyor belts/belting, reinforcedwith oth; width > 20cm	23.416	785.671	165.673	4.791.158
4010199000	Oth conveyor belts/belting, reinforcedwith oth; width <= 20cm	294.656	3.204.534	702.547	11.548.133
4010310000	V-belts,V-ribbed,60cm<outside circum ference<=120cm	16.132	274.877	259.810	3.094.303
4010320000	V-belts,oth than V-ribbed,60cm<outside circum ference<=120cm	436	68.309	16.769	189.448
4010330000	V-belts,V-ribbed,120cm<outside circum ference<=240cm	3.798	84.280	143.648	1.271.599
4010340000	V-belts,oth than V-ribbed,120cm<outside circum ference<=240cm	416	3.026	5.404	67.507
4010350000	Endless synchronous belt,60cm<outside circum ference<=150cm	5.941	32.821	10.710	277.330
4010360000	Endless synchronous belt,150cm<outside circum ference<=198cm	0	4	0	370
4010390000	Oth transmission belts/belting	116.095	1.504.771	1.515.647	15.659.185
4011100000	New pneumatic tyres,of rubber of a kindused on motor cars	974.812	8.901.372	3.459.001	25.941.628
4011201000	New pneumatic tyre,of rubber used onbuses/lorries, width<450mm	2.682.371	15.704.855	4.031.277	26.266.434
4011209000	New pneumatic tyre,of rubber used onbuses/lorries, width>=450mm	538.579	10.311.106	2.274.125	32.139.657
4011300000	New pneumatic tyres,of rubber of akind used on aircraft	28.978	197.262	337.388	2.170.535
4011400000	New pneumatic tyres,of rubber of akind used on motorcycles	238.622	1.795.692	490.689	3.152.677
4011500000	New pneumatic tyres,of rubber of akind used on bicycles	92.196	1.893.692	113.084	1.900.710
4011610000	New pneumatic tyres,of rubber used onagricultural/forestry vehicles & machine	98.777	1.891.258	213.297	5.376.811
4011620000	New pneumatic tyres,of rubber, rimsize<61 cm,used on const/ind.vehicles mach.	36.344	381.880	104.295	1.264.317
4011630000	New pneumatic tyre,of rubber,rims size>=61cm, used on const/ind.vehicles mach	7.111	65.254	218.573	605.349
4011690000	New pneumatic tyre,of rubber,used for oth purpose	409.923	3.240.742	2.460.015	17.767.445
4011920000	Oth new pneumatic tyre,of rubber,usedon agricul./forestry vehicles mach.	83.954	1.279.319	211.812	3.422.517
4011930000	Oth new pneumatic tyre,of rubber,rims size<61 cm,used on const/ind.vehicles mac	450.705	3.974.350	494.663	6.301.362
4011941000	Oth new pneumatic tyre,of rubber,rims size>=61cm, used on earth mov.mach.	7.904	131.388	22.624	145.659
4011949000	Oth new pneumatic tyre,of rubber,rims size>=61cm, used for oth. purposer	587.021	4.551.485	3.518.792	27.067.445
4011991000	Oth new pneumatic tyre,of rubber,used on vehicles of chap.87	2.720.941	20.218.910	19.608.952	122.034.467
4011992000	Oth new pneumatic tyre,of rubber,used on earth moving mach.	356.380	1.906.195	1.473.176	13.159.847
4011993000	Oth new pneumatic tyre,of rubber,used for oth, width>450mm	24.436	192.191	134.850	777.065
4011999000	Oth new pneumatic tyre,of rubber,used for oth, width<450mm	243.206	4.969.430	1.637.208	28.576.751
4012110000	Retreaded tyres,used on motor cars	303	1.791	2.966	14.528

I.3. IMPOR MENURUT KOMODITI / IMPORT BY HS COMMODITY
***** OKTOBER / OCTOBER 2008 *****

H S	Uraian Komoditi Commodity Description	Berat Bersih / Net Weight (Kg)		Nilai / Value C.I.F (US\$)	
		Bulan ini	Kumulatif	Bulan ini	Kumulatif
		Current Month	Cum.Jan. to date	Current Month	Cum.Jan. to date
4012129000	Retreaded tyres,used on buses/lorries,width>=450mm	84	1.760	1.210	6.251
4012130000	Retreaded tyres,used on aircraft	6.265	71.848	36.994	247.591
4012191000	Retreaded tyres,used on motorcycles	5.943	80.281	24.964	141.076
4012192000	Retreaded tyres,used on bicycles	924	1.121	1.081	1.453
4012199000	Retreaded tyres,used for oth purposed	5.633	102.865	36.866	192.799
4012201000	Used pneumatic tyres,used on motor cars	0	1.103	0	24.544
4012202900	Used pneumatic tyres,used on buses/lorries, width>=450mm	0	119	0	127
4012203000	Used pneumatic tyres,used on aircraft,	1.737	2.508	57.565	85.445
4012206000	Used pneumatic tyres,used on earthmoving machinery	0	43.700	0	574.191
4012209900	Used pneumatic tyres,used on othpurposes, oth than of furskin	0	469	0	1.912
4012901100	Solid tyres, of ext dia < 100 mmfor vehicles of chapter 87	120	2.324	549	8.552
4012901200	Solid tyres, 100 mm- ext dia < 100 mmfor vehicles of chapter 87	55	3.418	299	10.599
4012901300	Solid tyres,external diameter >250 mm,width<450mm, used of chap.87.09	0	722	0	1.086
4012901400	Oth solid tyres,external diameter > 250width<450mm, used of chap.87.	289	3.278	14.099	42.845
4012901500	Oth solid tyres,external diameter >250,width>450mm, used of chap.87.09.	0	3.614	0	30.269
4012901600	Oth solid tyres,external diameter>250mm,of a width > 450 mm	0	4.559	0	39.927
4012901900	Other solid tyres	1.888	67.398	29.692	104.989
4012902100	Solid tyres,enternal diameter <100 mm,	3	1.321	119	7.785
4012902200	Solid tyres,external diameter >100mm and >250mm	0	660	0	4.338
4012902900	Oth cushion tyres	0	8.697	0	23.709
4012907000	Replaceable tyre treads, width<450mm	0	162.461	0	467.721
4012908000	Tyre flaps	780	23.555	3.659	43.454
4012909000	Oth retreaded/used pneumatic,solid/cushion tyres, of rubber	91.708	759.071	338.644	3.895.298
4013101100	Inner tubes,of rubber,used on motor carwidth tyres<450mm	46.016	406.168	53.149	356.830
4013101900	Inner tubes,of rubber,used on motor carwidth tyres>450mm	28.871	380.035	24.728	400.760
4013102100	Inner tubes,of rubber,used on bus/lorriwidth tyres<450mm	22.416	510.735	17.317	897.919
4013102900	Inner tubes,of rubber,used on bus/lorriwidth tyres>450mm	21.568	369.505	15.827	710.563
4013200000	Inner tubes,of rubber,used on bicycles	81.342	1.400.272	171.220	1.136.825
4013901100	Inner tube,of rubber,use on earth movingwidth tyres<450mm	3.162	52.221	15.124	227.874
4013901900	Inner tube,of rubber,use on earth movingwidth tyres>450mm	0	29.130	0	37.404
4013902000	Inner tube,of rubber,used on motorcycleor motor scooters	249.736	4.456.828	221.254	3.525.655
4013903100	Inner tube,of rubber,used on oth vehicleof chap.87, width tyres<450mm	1.323	36.382	7.603	30.662
4013903900	Inner tube,of rubber,used on oth vehicleof chap.87, width tyres>450mm	11.632	213.392	15.854	212.736
4013904000	Inner tube,of rubber,used on aircraft	0	107	0	3.423
4013909100	Oth inner tube,of rubber,suitable forfitting to tyres of width<450mm	0	120.787	0	121.951
4013909900	Oth inner tube,of rubber,suitable forfitting to tyres of width>450mm	29.644	309.336	125.901	693.089
4014100000	Sheath contraceptives	9.547	380.163	173.894	4.620.093
4014901000	Teats for feeding bottles & similar kind	17.518	171.164	167.369	1.340.692
4014904000	Stoppers for pharmaceutical use	29.076	262.153	582.161	4.521.773
4014909000	Oth hygienic/pharmaceutical articles,ofvulcanised rubber	18.697	148.491	155.874	1.339.428
4015110000	Gloves, mittens & mitts, surgical	42.688	598.428	227.982	2.862.601
4015190000	Gloves, mittens & mitts, for otherpurposed	70.986	683.763	335.562	3.021.586
4015900000	Oth article of apparel, clothing accessfor all purposed	45.636	402.553	193.777	2.420.223
4016100000	Oth articles of vulcanised rubber otherof cellular rubber	6.851	205.387	146.605	2.018.160
4016911000	Mats	12.240	650.369	103.149	2.030.885
4016919000	Floor coverings	203.881	964.856	182.235	1.841.622
4016921000	Eraser tips	26.296	443.341	181.037	1.677.530
4016929000	Other erasers	22.761	526.187	61.605	1.379.380
4016931000	Gaskets, coverings & oth, packing forelectrolytic capacitor	38.187	349.380	619.874	3.078.478
4016939000	Oth gaskets, washers & oth seals	423.668	6.016.259	5.564.897	61.422.397
4016940000	Boat/dock fenders,whether/not inflatable	37.122	1.455.525	176.787	4.115.616
4016950000	Oth articles of vulcanised rubber,	175.928	452.675	270.185	812.060
4016991100	Oth article of vulcanised rubber,for vhcof heading 87.02-87.05&87.11	349.877	3.512.457	4.288.970	38.465.281
4016991200	Oth article of vulcanised rubber,forvehicles 87.09,87.13,87.15&87.16	8.826	211.618	97.399	1.246.512
4016991700	Oth article of vulcanised rubber,forfor bicycles of heading 87.12	518	34.138	238	66.607
4016991900	Oth parts & access for vehicles ofrubber	72.241	267.039	508.137	1.993.081
4016992000	Parts & access of rotochutes ofheading 88.04	1.653	37.133	3.463	295.633
4016993000	Rubber bands	8.401	329.146	148.766	1.922.619
4016995100	Rubber rollers	179.407	1.371.178	518.538	3.263.787
4016995900	Oth article of a kind used in machinery/mechanical/electrical appliances, & oth	146.387	1.264.277	746.362	7.173.407
4016996000	Rail pad, of rubber	180	133.603	1.742	405.415
4016997000	Structural bearings including bridgebridge bearings, oth than rail pad	81	11.390	106	60.057
4016998000	Rubber grommets & rubber cover forautomotive wiring harness	42.102	950.335	730.879	8.632.001
4016999000	Oth articles of vulcanised rubber foroth purposed	314.030	2.971.601	2.228.888	19.416.246
4017000000	Hard rubber in all form,include waste & scrap, articles of hard rubber	44.253	1.816.809	242.036	1.825.250
4101200000	Whole hide & skin,weight/skin<8kg(simplydried), 10kg(dry-salt), 16kg(fresh)	712.058	3.821.490	729.463	2.052.833
4101500000	Whole hide & skin,of a weight >16 kg	39.463	1.471.425	18.853	1.838.299
4101900000	Oth raw hides & skin of bovine/equineanimals	372.157	2.202.153	131.792	872.913
4102100000	Raw skins of sheep/lambs with wool on	222	363.185	9.271	799.363
4102210000	Raw skins of sheep/lambs without wool on, pickled	15.918	301.994	147.300	2.373.276
4102290000	Oth raw skins of sheep/lambs withoutwool on, not pickled	752.930	4.179.035	270.271	1.815.701
4103200000	Raw hide & skin of reptiles	260	9.459	911	105.020
4103300000	Raw hide & skin of swine	22.045	22.062	27.206	27.373

I.3. IMPOR MENURUT KOMODITI / IMPORT BY HS COMMODITY
***** OKTOBER / OCTOBER 2008 *****

HS	Uraian Komoditi Commodity Description	Berat Bersih / Net Weight (Kg)		Nilai / Value C.I.F (US\$)	
		Bulan ini Current Month	Kumulatif Cum.Jan. to date	Bulan ini Current Month	Kumulatif Cum.Jan. to date
4103900000	Raw hide & skin of oth animal	261.506	2.349.673	335.287	2.252.963
4104110010	Bovine leather,vegetable pre-tannedfull grains, wet state	91.633	2.583.644	622.252	7.369.854
4104110090	Oth tanned/crust hide & skin of bovine,wet state, full grains	698.674	7.875.730	1.191.326	20.172.653
4104190000	Oth tanned/crust hide & skin of bovine,wet state, not full grains	494.183	4.818.480	1.228.010	19.719.778
4104410000	Crust vegetable (semi-tanned) hide & skins, full grains	813.733	5.004.320	13.497.997	72.242.617
4104490000	Oth crust vegetable (semi-tanned) hide& skin, full grains	285.738	2.233.546	3.370.843	25.123.106
4105100000	Tanned/crust skins of sheep/lamb,without wool on, in the wet state	76.981	363.829	551.384	3.194.599
4105300000	Tanned/crust skins of sheep/lamb,without wool on, in dry state	2.427	23.204	158.262	1.121.538
4106210000	Tanned/crust hide & skin of goat/kid,in the wet state	26.732	100.679	116.100	448.621
4106220000	Tanned/crust hide & skin of goat/kid,in the dry state	0	2.888	0	68.761
4106310000	Tanned/crust hide & skin of swinein the wet state	15	15	264	264
4106320000	Tanned/crust hide & skin of swinein the dry state	887	10.999	25.867	262.792
4106409000	Oth tanned/crust hide&skin of reptiles	0	388	0	19.523
4106910000	Oth tanned/crust hide & skin of oth,animals in the wet state	55	96	368	1.718
4106920000	Oth tanned/crust hide & skin of oth,animals in the dry state	8.261	64.627	939.916	6.352.853
4107110000	Whole hides&skins,full grains,unsplitsof bovine/eguine animals	62.559	376.287	1.106.957	7.663.217
4107120000	Whole hides & skins,grains splits,ofbovine/eguine animals	51.949	518.661	1.067.047	9.546.870
4107190000	Oth whole hides & skins,of bovine/eguine animals, in oth form	217.544	1.927.284	4.102.006	38.734.576
4107910000	Oth whole hide & skin,including side,ofbovine/eguine animals, full grains	13.814	1.986.962	305.846	3.730.500
4107920000	Oth whole hide & skin,including side,ofbovine/eguine animals, grain splits	291.539	2.576.936	1.828.087	17.664.060
4107990000	Oth whole hide & skin,including side,ofbovine/eguine animals, in oth forms	194.686	1.561.737	1.359.709	10.845.542
4112000000	Leather further prepared after tanning,oth than leather of heading 41.14	3.390	82.154	112.957	2.636.546
4113100000	Leather further prepared after tanning,of goats or kids	44.700	342.753	1.105.573	7.857.558
4113200000	Leather further prepared after tanning,of swine	38.512	258.656	624.939	3.710.221
4113300000	Leather further prepared after tanning,of reptiles	0	334	0	219.634
4113900000	Leather further prepared after tanning,of oth animals	20.171	89.356	546.933	2.231.347
4114100000	Chamois (including combinationchamoss leather	19.357	259.038	110.738	1.868.524
4114200000	Patent leather & patent laminatedleather, metalised leather	114.387	639.400	1.522.848	8.534.333
4115100000	Composition leather with basis ofleather in slabs, sheets/strip	28.558	512.548	729.987	7.267.519
4115200000	Paring&oth waste/of composition leather,not suitable for manuf. of leather artic	1.559	145.847	51.751	132.791
4201000000	Saddlery & harness for any animalof any materials	119	33.263	10.529	247.324
4202110000	School satchel,with outer surface ofleather, compositions/patent leather	34	82.017	1.168	111.828
4202190000	Trunk,suit,vanity,executive,brief-caseswith outer surface of leather	41.142	544.716	173.212	2.749.361
4202210000	School satchel,with outer surface ofplastics/textile materials	4.496	279.070	8.905	477.983
4202129000	Trunk,suit,vanity,executive,brief-casesw otter surface of plastics/textile mat.	602.524	5.284.259	1.694.345	14.260.501
4202191000	School satchel,trunk,suit,vanity,brief,of wood, iron, steel or zinc	0	1.975	0	6.793
4202199000	School satchel,trunk,suit,vanity,brief,ot oth materials	103.814	907.427	265.557	2.968.118
4202210000	Hand bag with outer surface of leatheror of patent leather	59.355	438.031	650.040	5.409.399
4202220000	Hand bag with outer surface of plasticsheeting or of textile materials	151.075	2.273.560	1.090.395	11.815.768
4202290000	Hand bag with other outer surface	362.908	3.290.544	857.890	8.544.849
4202310000	Artcl in pocket/hand bag with outersurface of leather or of patent leather	4.767	114.960	112.790	1.235.930
4202320000	Artcl in pocket/hand bag with outersurface of plastics or of textile	23.860	390.837	127.790	1.996.375
4202390000	Article of kind normally carried pocketor in handbag with outer srfc of other	28.596	427.883	105.065	1.017.593
4202911000	Sport bags,with outer surface of leathercomposition leather/of patent leather	669	27.409	5.134	59.095
4202919000	Oth artcls with outer surface of leatheror of patent leather	5.598	177.146	47.872	1.661.239
4202921000	Bowling bags with outer surface ofplastic or of textile materials	199	11.454	136	34.667
4202929000	Other articles with outer surface ofplastic or of textile materials	31.449	510.131	342.299	3.201.458
4202991000	Bags, with outer surface of copper	0	4.227	0	3.944
4202999000	Oth than trunk, suit-cases,handbags,& similar containers	74.683	573.776	266.733	1.817.442
4203100000	Articles of apparelof leather or of composition leather.	805	10.031	24.381	321.548
4203210000	Gloves,mittens & mitts speciallydesigned for use in sports of leather	202	19.946	19.442	231.086
4203291000	Protective work gloves of leather orof composition leather	19.961	318.991	80.810	1.352.778
4203299000	Oth gloves, mittens & mitts of leatheror of composition leather	1.231	90.567	14.331	314.168
4203300000	Belts & bandoliers of leatheror of composition leather	58.753	731.007	230.284	3.070.908
4203400000	Oth clothing access of leatheror of composition leather	5.313	49.366	96.914	438.303
4205001000	Oth articles of leather or ofcomposition leather, boot laces ; mats	4.348	46.790	31.359	973.685
4205002000	Oth articles of leather,industrial safety belt & harnesses	8.828	45.334	34.618	149.496
4205003000	Leather strings or cords for jewelry orfor personal adornment	58	10.206	81	50.888
4205004000	Oth articles of leather/of compositionleather of a kind used in machinery	1.634	8.768	9.654	62.724
4205009000	Oth articles of leather oth thanboot laces,safety belt & leather string	12.877	275.205	84.397	1.024.254
4206000000	Articles of gut of goldbeaters skinof bladders or of tendons	0	1.692	0	9.510
4301100000	Raw furskins of mink, whole, with orwithout head, tail or paws	0	1.064	0	14.047
4301600000	Raw furskins of fox, whole,with or without head, tail or paws	0	4	0	261
4301800000	Oth furskins, whole, with orwithout head, tail or paws	0	17	0	783
4302110000	Tanned or dressed furskins of mink	32	32	283	283
4302190000	Tanned or dressed furskins, oth thanof mink & of lamb	0	2.270	0	61.463
4302300000	Tanned or dressed furskins, whole skins& pieces or cuttings thereof assembled	0	5	0	346
4303100000	Articles of apparel, clothing accessof furskin	2.477	36.192	25.277	890.205
4303902000	Article for industrial purposes,oth than of furskin	0	687	0	5.654
4303909000	Oth than sport bag & article for industpurposes, oth than of furskin	0	1.290	0	30.317
4304001000	Artificial fur	0	25.186	0	114.163
4304002000	Article for indust purposesof artifficial fur	137	8.909	1.594	82.911
4304009100	Sport bags of artifficial fur	444	522	601	753

I.3. IMPOR MENURUT KOMODITI / IMPORT BY HS COMMODITY
***** OKTOBER / OCTOBER 2008 *****

HS	Uraian Komoditi Commodity Description	Berat Bersih / Net Weight (Kg)		Nilai / Value C.I.F (US\$)	
		Bulan ini Current Month	Kumulatif Cum.Jan. to date	Bulan ini Current Month	Kumulatif Cum.Jan. to date
4304009900	Artificial fur&articles thereof otharticle find purposes&sport bags	0	232	0	5.409
4401100000	Fuel wood,in logs,in billets,in twigs&agots or in similar forms	50.880	11.611.671	15.232	1.239.176
4401210000	Coniferous, wood in chips or particles	157.500	8.763.552	54.178	990.939
4401220000	Non-coniferous	0	13.902	0	9.000
4401300000	Sawdust & wood waste & scrap,whetheror not agglomerat in logs,briquet,pellet	360.961	1.487.945	136.654	482.951
4402100000	Wood charcoal(including shell or nutcharcoal), of bamboo	0	26.444	0	120.439
4402900000	Wood charcoal(including shell or nutcharcoal), of oth than bamboo	25.210	164.494	45.516	173.215
4403101000	Baulks, wood in the rough,treated withpaint,stains,creosote/oth preservatives	33.054	602.274	79.971	834.718
4403109000	Oth baulk,sawlog,pit props,poles,pilestreated with paint	401.067	7.066.369	189.136	3.003.689
4403201000	Baulks, wood in the rough of other thanconiferous	24	673.232	116	288.744
4403209010	Coniferous,oil damar, pulpwood	0	175.621	0	215.426
4403209090	Oth wood in the rough	306.836	3.883.736	59.343	683.854
4403411000	Baulks of dark red meranti, lightred meranti & meranti bakau	0	124.019	0	176.009
4403419090	Oth pulp,baulk,of dark red merantilight red meranti & meranti bakau	98.253	941.621	4.363	37.413
4403491000	Oth baulks of dark red meranti lightred meranti & meranti bakau	0	12.347	0	7.290
4403499090	Oth pulp,baulk,sawlog,pit props,poles of tropical wood	378.000	444.277	387.495	499.182
4403911000	Baulks, sawlogs and veneer logs of oak	114.072	5.577.345	82.369	2.231.269
4403919090	Oth pulp,baulk,sawlog,pit props,polesof beech	1.215.082	21.836.126	441.661	8.582.455
4403921000	Baulks, sawlogs and veneer logsof beech	0	442.320	0	168.198
4403929090	Oth pulp,baulk,sawlog,pit props,pole ofbeech,oth thn pulpwood	20.600	548.069	17.545	301.567
4403991000	Baulks, oth meranti,beech,oak,tropical wood,ramin,keruing,kapur	13.252	583.315	32.889	534.216
4403999090	Oth pulp,baulk,sawlog,pit props,poles ofmeranti,tropic wood,ramin,keruing,kapur	388.115	6.266.908	104.660	1.459.276
4404100000	Hoopwood, split poles;piles, picket& the like of coniferous	0	231.781	0	904.406
4404200000	Hoopwood, split poles;piles, picket& the like of non coniferous	51.200	456.785	23.305	200.125
4405000000	Wood wool, wood flour.	413.000	1.768.409	193.500	916.834
4406100000	Railway or tramway sleepers(cross-ties)of wood not impregnated	96.302	103.853	57.529	117.189
4406900000	Railway or tramway sleepers(cross-ties)of wood impregnated	144.873	277.672	32.110	66.986
4407100010	Coniferous,planed of a thickness > 6mm	2.273.697	32.085.525	1.350.919	19.892.315
4407100020	Coniferous,sanded or end jointedthickness>6mm	16.980	192.877	20.013	109.642
4407100090	Coniferous,oth sanded or end jointed& planed, thickness>6mm	6.322.950	60.474.133	3.597.440	32.067.619
4407210090	Mahogany,oth planed, sandedend jointed,thickness>6mm	23.820	111.169	39.087	172.680
4407220090	Virola,imbuia&balsa,oth planed, sandedor end jointed,thickness>6mm	0	16.756	0	8.934
4407251010	Dark meranti/light red meranti,planedthickness>6mm	693.975	1.626.869	674.346	1.418.768
4407251090	Dark meranti/light red meranti, othplaned,sanded thickness>6mm	1.061.904	6.388.063	643.169	3.761.956
4407260090	White lauan,meranti,seraya,yellowmeranti,alan,oth planed&sanded,thick>6mm	0	4.460	0	16.938
4407270090	Sapelli other planed, sanded orend jointed,thickness>6mm	0	629	0	2.172
4407280090	Iroko other planed, sanded orend jointed,thickness>6mm	56.817	997.158	35.860	909.301
4407293110	Kempas wood,planedthickness>6mm	0	17.405	0	16.804
4407293900	Kempas oth planed&sanded orend jointed, thickness>6mm	35.564	1.048.189	48.479	1.187.052
4407296110	Teak wood planedthickness>6mm	0	410.100	0	378.883
4407296900	Teak wood,oth planed&sanded orend jointed, thickness>6mm	5.054	349.942	10.332	350.360
4407298090	Mengkulang wood,oth planed&sandedor end jointed, thickness>6mm	8.603	22.956	6.700	17.882
4407299900	Oth tropical wood, oth sanded or endjointed&planed,thickness>6mm	177.403	2.314.427	117.422	1.218.525
4407910010	Oth of oak wood, planedthickness>6mm	506.400	6.890.614	349.019	4.486.256
4407910020	Oth of oak wood, sanded or endjointed, thickness>6mm	0	15.137	0	41.789
4407910090	Oth of oak wood,oth planed&sandedor end jointed, thickness>6mm	1.115.433	12.962.382	783.886	9.866.645
4407920010	Oth of beech wood,planedthickness>6mm	0	7.129	0	6.735
4407920020	Oth of beech wood, sanded or endjointed, thickness>6mm	23.280	23.280	22.886	22.886
4407920090	Oth of beech wood,oth planed&sandedor end jointed, thickness>6mm	289.651	2.174.075	165.405	1.550.862
4407930010	Oth of maple wood,planedthickness>6mm	0	26.395	0	78.328
4407930020	Oth of maple wood, sanded or endjointed, thickness>6mm	0	74.202	0	110.239
4407930090	Oth of maple wood,oth planed&sandedor end jointed, thickness>6mm	374.857	4.261.068	310.622	4.179.972
4407940010	Oth of cherry wood,planedthickness>6mm	0	3.585	0	2.928
4407940020	Oth of cherry wood, sanded or endjointed, thickness>6mm	23.708	332.736	14.162	181.480
4407940090	Oth of cherry wood,oth planed&sandedor end jointed, thickness>6mm	47.333	459.592	114.200	509.192
4407950090	Oth of ash wood,oth planed&sandedor end jointed, thickness>6mm	45.340	1.284.117	39.555	1.748.875
4407990010	Oth wood sawn or chipped lengthwise,sliced or peeled, planed thickness>6mm	73.935	1.163.087	162.041	2.567.084
4407990020	Oth wood sawn or chipped lengthwise,sanded or end jointed thickness>6mm	44.450	663.586	56.140	776.062
4407990090	Oth wood sawn or chipped lengthwise,planed or sanded thikness>6mm	2.053.925	23.723.589	1.640.805	16.645.720
4408101000	Cedar wood slats prepared for pencilmanufact;radiata pinewood for blockboard	41.017	1.308.888	74.279	1.077.595
4408103000	Face veneer sheets, coniferous	474.568	4.731.551	513.806	5.085.317
4408109000	Coniferous,oth cedar wood slats,faceveneer sheets	276.953	2.594.217	414.836	3.995.914
4408310000	Dark red meranti, light red meranti andmeranti bakau of the tropical wood	0	673.626	0	404.494
4408391000	Jelutong wood slats prepared forpencil manufact	0	112.421	0	364.573
4408399000	Oth jelutong wood and oth woodprepared for pencil manufact	88.000	2.290.561	152.673	3.472.902
4408900000	Oth sheets for veneering and of thtropical wood of thickness < 6 mm	795.726	7.088.427	1.497.511	14.384.002
4409100000	Coniferous wood cotin shaped	136.087	723.103	153.178	897.835
4409210000	Non coniferos wood cotin shapedof bamboo	6.995	46.435	3.086	44.543
4409290000	Oth non coniferous oth teak stripsfriezes for parquet flooring	841	933.726	2.075	1.045.233
4410110000	Particle board & similar board of wood	12.592.332	177.840.990	3.833.818	46.221.142
4410120000	Oriented strand & waferboard of wood	0	462.453	0	195.237
4410190000	Oth particle board,oriented strand board(osb) of wood	1.660.237	17.952.766	608.482	6.894.080
4410900000	Particle board & similar board ofother ligneous materias	837.450	11.824.611	288.708	3.655.939

I.3. IMPOR MENURUT KOMODITI / IMPORT BY HS COMMODITY
***** OKTOBER / OCTOBER 2008 *****

HS	Uraian Komoditi Commodity Description	Berat Bersih / Net Weight (Kg)		Nilai / Value C.I.F (US\$)	
		Bulan ini	Kumulatif	Bulan ini	Kumulatif
		Current Month	Cum.Jan. to date	Current Month	Cum.Jan. to date
4411120000	Medium density fibreboard (mdf) of a thickness < 5mm	1.517.324	25.328.104	666.517	10.635.778
4411130000	Medium density fibreboard (mdf) of a thickness > 5mm and < 9 mm	874.780	4.824.378	419.140	2.203.386
4411140000	Medium density fibreboard (mdf) of a thickness > 9 mm	2.706.537	39.395.691	1.174.762	15.365.483
4411920000	Oth fibreboard of a density >0.8g/cm3	318.439	4.515.844	163.048	2.120.729
4411930000	Oth fibreboard of 0,5g/cm<density<0,8g/cm3	949.144	12.942.556	421.777	5.535.827
4411940000	Oth fibreboard of a density <0.5g/cm3	92.435	3.606.589	31.489	1.530.930
4412100000	Plywood,veneered panel&similar laminated of bamboo	254.216	1.473.051	168.575	1.444.010
4412310000	Oth plywood,each thick.<6mm with atleast one outer ply of tropical wood	230.549	2.385.553	157.290	1.384.148
4412320000	Oth plywood,each thick.<6mm with atleast one outer ply of non coniferous	3.139	15.906	2.516	10.705
4412390000	Oth plywood consisting solely of sheetsof wood of each thick < 6 mm	2.640.081	22.219.302	1.369.817	11.635.387
4412940000	Oth plywood of blockboard,laminboardand battenboard	180.571	542.408	161.487	778.167
4412990000	Veneered panels&similar w/at least oneother wood	979.754	23.566.556	554.209	10.810.014
4413000000	Densified wood, in blocks,plates,stripsof profile shapes.	37.495	1.518.921	97.222	2.104.376
4414000000	Wooden frames for paintings, photo-graphs mirrors or similar objects.	68.275	236.341	49.673	334.978
4415100000	Cases, boxes, crates, drums & similarpackings; cable-drums	149.175	981.587	163.678	1.013.787
4415200000	Pallets,box pallets& other load boards;pallet collars	58.415	2.063.382	101.221	2.019.622
4416001000	Staves of wood	1.819	3.876	7.452	18.916
4416009000	Casks,barrels,vats,tubs&other coopersproducts & parts thereof, of wood	9.594	42.057	6.889	262.407
4417000000	Tools,tool bodies,tool handles,broom orbrush bodies & handles, of wood	47.066	904.418	148.392	2.039.408
4418100000	Windows,french-windows&their framesof wood	0	186.007	0	100.117
4418200000	Doors & their frames & thresholdsof wood	128.095	427.254	296.185	802.196
4418400000	Shuttering for concrete construal workof wood	0	503	0	3.796
4418600000	Posts and beams of wood	73.821	530.111	62.982	394.695
4418710000	Assembled flooring panels for mosaicfloors of wood	0	45.541	0	37.752
4418720000	Assembled flooring panel for multilayerof wood	35.645	826.601	26.138	1.233.041
4418790000	Oth assembled flooring panels of wood	359.684	1.864.887	369.207	1.741.016
4418901000	Cellular wood panelscellular wood panels	0	73.051	0	127.959
4418909000	Other builders joinery & carpentryof wood	317.012	2.668.605	276.292	2.222.312
4419000000	Tableware and kitchenware, of wood.	31.273	272.010	50.184	284.002
4420100000	Statuettes & oth ornaments, of wood	2.418	17.147	10.927	50.302
4420901000	Wooden articles of furniture not fallingin chapter 94	1.213	24.490	2.197	55.300
4420909000	Oth wood marquetry and inlaid,casketand similar articles of wood	20.756	206.373	37.169	1.263.974
4421100000	Clothes hangers of wood	21.097	382.163	103.267	1.435.449
4421901000	Spools, cops & bobbins, sewing threadreels and the like of wood	56	15.859	886	16.350
4421902000	Match splints	0	62	0	384
4421903000	Wooden pegs or pins for footwear	0	11.744	0	16.581
4421904000	Candy-sticks, ice-cream sticks & icecream spoons	24.128	383.730	13.224	824.989
4421907000	Fans & handscreens, frames & handlesof wood	443	9.331	747	17.365
4421908000	Toothpicks of wood	51.866	476.862	27.532	275.713
4421909100	Horse and bullock gear of wood	0	23	0	361
4421909200	Prayer beads of wood	1.128	24.783	1.193	42.655
4421909900	Other wooden articles	44.554	446.736	139.246	1.676.450
4501100000	Natural cork, raw or simply prepared	1.337	7.339	5.936	52.861
4501900000	Waste cork; crushed, granulated orground cork.	47	44.538	225	58.546
4502000000	Natural cork,debarked or roughly squaredor in rectangular (includ square)blocks	2.589	17.927	7.005	65.951
4503100000	Corks and stoppers	4.611	31.773	7.061	87.383
4503900000	Other articles of natural cork.	8.885	63.411	24.433	151.256
4504100000	Blocks, plates, sheets & strip; tiles ofany shape; of agglomerated cork	816	50.420	11.883	249.321
4504900000	Other articles of agglomerated cork	15.422	158.140	64.542	529.258
4601210000	Mats, matting and screens of vegetablematerials of bamboo	18	131.007	662	182.652
4601220000	Mats, matting and screens of vegetablematerials of rattan	170	1.271	5.553	29.984
4601290000	Oth mats,matting & screens of vegetablevegetable of material	1	1.498	2	7.503
4601921000	Plaits and similar products of plaitingmaterial of bamboo	6.429	34.270	38.124	182.305
4601929000	Other products of bamboo	2.330	21.492	5.884	53.081
4601939000	Other products of rattan	0	32.321	0	71.575
4601941000	Plaits and similar products of plaitingmaterial of vegetable materials	0	59	0	163
4601949000	Other products of vegetable material	0	42	0	2.457
4601991000	Mats and matting of other material	0	17.597	0	15.619
4601992000	Plaits & similar products of plaitingof other material	0	24.384	0	123.136
4601999000	Screens of other material	2.868	65.197	4.536	140.395
4602110000	Basketwork, wickerwork & other articles,of vegetable material of bamboo	20.753	118.590	60.816	246.490
4602120000	Basketwork, wickerwork & other articles,of vegetable material of rattan	1.027	22.620	9.806	49.899
4602190000	Basketwork, wickerwork & other articles,other vegetable material	693	25.383	4.231	48.030
4602900000	Basketwork, wickerwork & other articles,of other materials	1.697	16.194	2.248	58.968
4701000000	Mechanical wood pulp.	17.983.804	152.614.671	12.912.736	105.044.185
4702000000	Chemical wood pulp, dissolving grades.	23.790.717	294.104.705	22.587.280	311.646.902
4703110000	Chemical wood pulp, soda, oth than dissolving grades,unbleached,coniferous	1.231.905	24.305.410	759.844	15.603.196
4703210000	Chemical wood pulp, soda, oth than dissolving grades,bleached,coniferous	58.949.009	298.316.972	42.655.305	222.613.236
4703290000	Chemical wood pulp, soda, oth than dissolving grades,bleached,non coniferous	16.870.623	171.835.422	12.727.268	127.825.604
4704110000	Chemical wood pulp,sulphite,oth than dissolving grades,unbleached,coniferous	559	7.785.235	51.164	4.389.833
4704190000	Chemical wood pulp,sulphite,oth than dissolving grades,unbleached,non confifer	0	3.004	0	11.615
4704210000	Chemical wood pulp,sulphite,oth than dissolving grades,bleached,coniferous	1.165.036	9.279.000	969.217	7.291.201
4704290000	Chemical wood pulp,sulphite,oth than dissolving grades,bleached,non coniferous	0	115.047	0	178.643

I.3. IMPOR MENURUT KOMODITI / IMPORT BY HS COMMODITY
***** OKTOBER / OCTOBER 2008 *****

HS	Uraian Komoditi Commodity Description	Berat Bersih / Net Weight (Kg)		Nilai / Value C.I.F (US\$)	
		Bulan ini Current Month	Kumulatif Cum.Jan. to date	Bulan ini Current Month	Kumulatif Cum.Jan. to date
4705000000	Wood pulp obtained by a combination of mechanical & chemical pulping process	2.874.532	66.677.345	2.057.139	44.509.524
4706100000	Cotton linters pulp	107.119	2.565.482	431.983	7.116.641
4706200000	Pulps of fibres derived from recovered(waste & scrap) paper or paperboard	29	13.678	472	22.550
4706300000	Pulps of fibres derived from recovered of oth than bamboo	0	65.606	0	86.102
4706910000	Mechanical pulps of fibres derived from recovered paper or paperboard	309.830	2.717.431	220.909	2.050.495
4706920000	Chemical pulps of fibres derived from recovered paper or paperboard	200.041	1.787.655	635.783	2.801.738
4707100010	Unbleached kraft paper or paperboard for paper making purposes	69.096.002	1.016.238.698	14.806.021	239.430.316
4707100090	Unbleached kraft paper or paperboard for oth purposes	53	170.207	439	79.072
4707200010	Oth paper,bleached chemical pulp,notcolored, for paper making purposes	3.604.318	48.259.560	1.906.384	20.850.463
4707200090	Oth paper,bleached chemical pulp,notcolored, for oth purposes	1.227	24.667	4.843	99.393
4707300010	Paper made mainly of mechanical pulp for paper making purposes	59.026.320	689.792.794	17.216.667	184.345.481
4707300090	Paper made mainly of mechanical pulp for oth purposes	0	6.263	0	18.547
4707900010	Other paper, unsorted waste & scrap, for paper making purposes	4.293.505	92.395.253	907.811	20.538.967
4707900090	Other paper, unsorted waste & scrap, for oth purposes	318	73.302	2.440	528.521
4801001000	Newsprint, in rolls or sheets, weighing not more than 55 g/m2	1.039	368.297	558	290.577
4801009000	Newsprint, in rolls or sheets, weighing more than 55 g/m2	215.570	746.623	175.364	580.533
4802100000	Hand-made paper and paperboard	8.164	322.950	49.397	741.120
4802200000	Paper and paperboard of a kind used as for photo sensitive, heat-sensitive	2.718	715.607	42.772	1.710.029
4802400000	Wallpaper base	12.211	228.364	37.110	427.694
4802541000	Paper, no fibres used in manufac gypsboard computer cards, weight <40g/m	47.317	419.549	45.662	578.851
4802549010	Aluminium base paper weighing <20g/m2 in rolls >15cm	6.411	33.342	18.585	105.678
4802549090	Oth carbonising base paper weighing <20g/m2 in rolls >15cm	403.236	3.028.447	292.097	1.820.177
4802552100	Fancy paper and paperboard, in rolls of width of =< 15 cm	1	18.667	3	162.969
4802552900	Fancy paper and paperboard, other than in roll of width of >15cm	0	5.891	0	10.780
4802559000	Paper, no fibres, for other purpose 40< weight <150 g/m, roll	997.084	10.020.785	1.057.746	9.857.597
4802562900	Oth fancy paper & paperboard	0	133.668	0	176.982
4802569000	Paper, no fibres, for other purpose 40< weight <150 g/m, sheet	2.507	50.992	4.486	72.231
4802570000	Other paper & paperboard, weight >40g/m2 and =< 150g/m2	315.735	4.105.857	377.213	3.973.713
4802582100	Fancy paper and paperboard, in roll width =<15cm/in rectang sheet <36cm&othsid	0	58.895	0	188.120
4802582900	Fancy paper and paperboard, oth in roll width =<15cm/in rectang sheet <36cm	38.143	222.771	31.602	169.095
4802589000	Oth paper, no fibres, for other purpose weight >150 g/m	867.069	13.668.389	612.422	9.206.902
4802611000	Paper, fibres >10%, aluminium paper paper, in rolls	0	210.826	0	237.908
4802612000	Paper, fibres >10%, for banknotes, manuf AC of gypsum board, in rolls	263	853	179	844
4802619000	Paper, fibres >10%, oth aluminium paper, banknotes, printing, writing, in rolls	987.299	2.674.563	978.410	2.651.549
4802621000	Paper, fibres, aluminium paper base in sheets with 435< one side <297mm	420	185.761	2.102	157.292
4802622000	Paper, fibres, banknotes, manuf of gypsum board, in sheets 435< one side <297 mm	0	291.435	0	319.178
4802629000	Oth paper, fibres, for other purpose, in sheets with 435< one side <297mm	0	829.247	0	872.903
4802690000	Oth paper, fibres, for other not purpose, of fibres >10%, paper in roll	374.421	3.393.619	488.915	4.120.719
4803003000	Cellulose wadding not further worked than being color, marble throughout the mass	36.742	94.085	81.040	984.929
4803009000	Oth cellulosa wading & tissue paper for toilet/facial tissue stock&similar paper	240.973	1.784.023	534.557	4.234.954
4804111000	Kraftliner paper&paperboard, in rolls or sheets, unbleached	15.847	82.479	29.085	105.011
4804119000	Kraftliner paper&paperboard, in rolls or sheets, bleached	2.230.348	36.115.062	1.535.858	18.693.379
4804191000	Kraftliner paper&paperboard, oth than of kind used in manuf of gypsum boards	1.342	3.458	2.193	13.594
4804199000	Oth kraftliner paper&paperboard	1.199.074	16.451.595	835.115	9.460.014
4804211000	Sack kraft paper for making cement bag in rolls or sheets, unbleached	11.744.884	81.942.385	11.805.829	84.871.661
4804219100	Sack kraft paper for making cement bag in rolls or sheets, bleached	95.525	140.317	76.104	111.584
4804219900	Oth sack kraft paper for making cement bag in rolls or sheets, unbleached	41.075	3.155.311	41.701	2.662.613
4804291000	Composite papers, in rolls or sheets	0	68.115	0	89.117
4804299000	Oth composite papers, in rolls or sheets	288.461	4.601.868	224.299	4.702.960
4804311000	Elect grade insulating kraft paper, weighing 150 g/m, unbleached	7.803	134.092	118.375	1.510.828
4804313000	Wet strength 40g to 60g, for plywood adhesive tape, weigh 150g/m, unbleached	49.737	50.677	60.942	64.082
4804319000	Other kraft paper & wet strength weighing 150 g/m, unbleached	770.500	8.095.127	616.208	6.614.797
4804391000	Adhesive tape, 40-60g, used in manuf. weight =< 150g/m2, bleached	643.615	3.801.189	678.734	3.978.685
4804399000	Adhesive tape, 40-60g, not used in manuf., weigh =< 150g/m2, bleached	146.541	1.968.253	134.384	2.152.764
4804411000	Elect grade insulating kraft paper, 150< weighing < 225 g/m, unbleached	0	251.274	0	161.777
4804419000	Oth elect grade insulating kraft paper, 150< weighing < 225 g/m, unbleached	305.809	3.462.652	219.304	2.383.250
4804420000	Bleached uniformly throughout the mass & >95% wood fibres, 150< weigh < 225 g/m	76.631	672.295	165.000	1.199.133
4804490000	Other kraft paper & paperboard 150< weighing < 225 g/m	2	2.368.371	17	1.667.366
4804511000	Elect grade insulating kraft paper, pressboard weighing >600g/m, unbleached	0	125.127	0	125.714
4804519000	Oth wet strength 40g to 60g, for plywood adhesive tape, weigh >225g/m, unbleached	118.787	2.731.106	246.263	1.448.323
4804521000	Bleached of kind used in the manuf of gypsum boards	9	32	231	483
4804529000	Bleached oth of kind used in the manuf of gypsum boards	1	108.948	4	40.036
4804590000	Other kraft paper & paperboard weighing 225 g/m or more	19.417	876.985	39.112	895.787
4805110000	Uncoated paper&paperboard, semichemical fluting paper, rolls or sheets	1.849.863	11.547.339	856.980	5.244.898
4805129000	Uncoated paper&paperboard, oth semichemical, straw fluting paper, rolls, sheets	159	22.427	371	12.092
4805191000	Uncoated paper&paperboard, oth fluting paper	13.415	378.006	34.420	407.539
4805199000	Oth uncoated paper and paperboard, in rolls or sheets	762.998	7.074.585	396.534	3.342.892
4805240000	Uncoated paper&paperboard, testliner weighing 150 g/m2 or less	195.433	2.900.116	88.923	1.247.339
4805251000	Uncoated paper&paperboard, testliner weighing >= 150 g/m2	766.438	8.123.084	402.582	4.278.827
4805259000	Uncoated paper&paperboard, testliner oth of weighing >= 150 g/m2	344.460	5.681.027	223.517	3.292.847
4805301000	Paper, sulphite wrapping paper, colored match wrapping paper	0	10.323	0	12.179
4805309000	Paper, sulphite wrapping paper, oth colored match wrapping paper	100.035	3.625.607	56.998	1.879.931
4805400000	Filter paper and paperboard	541.363	4.739.764	1.798.547	15.008.917

I.3. IMPOR MENURUT KOMODITI / IMPORT BY HS COMMODITY
***** OKTOBER / OCTOBER 2008 *****

HS	Uraian Komoditi Commodity Description	Berat Bersih / Net Weight (Kg)		Nilai / Value C.I.F (US\$)	
		Bulan ini Current Month	Kumulatif Cum.Jan. to date	Bulan ini Current Month	Kumulatif Cum.Jan. to date
4805500000	Felt paper and paperboard	2.349	2.129.544	16.592	1.158.273
4805911000	Paper used as packing of flat glassproduct, resin<0,6%,wg<150g/m	5.747	24.065	15.683	26.420
4805919000	Uncoated paper&paperboard,oth blotting,&joss paper,weighing150g/m or less	105.971	1.292.509	118.692	1.477.740
4805929000	Uncoated paper&paperboardof oth 150<weighing<225g/m	810.785	9.008.770	466.241	4.779.987
4805931000	Multi-ply paper and paperboardof weighing > 225g/m2	69.118	588.466	48.617	346.238
4805939000	Uncoated paper&paperboard,of other weighing > 225g/m2	592.964	7.398.730	489.479	5.017.305
4806100000	Vegetable parchment	40.177	901.776	116.039	1.955.968
4806200000	Greaseproof papers	81.992	897.964	137.693	1.580.116
4806300000	Tracing papers	75	220.461	169	309.017
4806400000	Glassine and other glazed transparentor translucent papers	864.810	6.201.640	1.636.537	11.648.109
4807000000	Composite paper and paperboard notsurface-coated or impregnated	479.061	9.189.405	388.987	7.691.796
4808100000	Corrugated paper&paperboard,whether ornot perforated,in rolls or sheets	564.732	4.519.001	425.133	3.348.524
4808200000	Sack kraftpaper,creped,crinkled,whether,not embossed or perforat,rolls or sheets	14.372	150.175	101.056	964.566
4808300000	Oth kraftpaper,creped or crinkle,whetheror not embossed or perforated	25.574	323.769	88.905	744.390
4808901000	Paper&paperboard,embossed paperfancypaper used printing,cover,lining	117	3.466	369	44.895
4808909000	Paper&paperboard,oth embossedfancypaper used printing,cover,lining	362.026	1.934.533	277.432	2.118.041
4809200000	Self-copy paper	156	6.795	2.569	23.253
4809900000	Other self-copy paper	296.262	1.658.501	612.473	3.269.795
4810134000	Paper&paperboard for photo,heat,elect.in rolls papers of width <15cm	0	196.744	0	203.937
4810135000	Paper&paperboard for photo,heat,elect.in rolls papers of oth width <15cm	2.137	87.769	9.884	290.976
4810139010	Banknotes paper, in rolls of a width <= 15 cm	948.174	4.176.537	9.958.331	42.197.568
4810139090	Oth coated writing and printing paperbanknotes paper,in rolls	1.616.832	16.495.007	1.545.813	14.223.086
4810145000	Paper&paperboard for photo,heat,elect.sensitive 297<one side<435mm,in sheet	0	81	0	1.541
4810146000	Paper&paperboard for photo,heat,elect.of width < 15cm	1.052	9.691	13.076	47.257
4810149090	Oth coated writing &printing paperbanknotes paper,in sheets	0	42.490	0	45.528
4810190010	Other Banknotes paper	0	29.611	0	43.779
4810190090	Oth banknotes paper,coated writing&printing paper, one side>435mm	92.138	3.409.523	345.512	6.025.922
4810223000	Paper&paperboard for photo,heat,elect.sensitive,light weight coated paper	20.712	189.526	21.886	193.780
4810229000	Oth aluminium paper base, light-weightcoated paper	792.883	11.013.365	853.444	10.703.306
4810294000	Oth paper&paperboard for photo,heat,.elect oth light weight coated paper	0	22	0	326
4810295000	Oth paper&paperboard, oth in rollof a width 15cm<one side<36cm,unfolded	0	1	0	4
4810299000	Oth aluminium paper base and artpaper oth light weight coated paper	786.893	6.352.806	782.308	6.300.460
4810313000	Kraftpaper,for separate batery plate,width<=15cm,15cm<side>36cm,unbleached	0	102	0	739
4810319000	Kraft paper,paperboard, not for writing,printing, other grafic purp, <=150 g/m2	98.023	674.833	44.564	311.023
4810329000	Kraft paper,paperboard, not for writing,printing, other grafic purp, >150 g/m2	1.531.393	9.005.622	1.338.444	8.016.794
4810392000	Paper as interleaf mtrl in proc batteryroll < 15cm, rect < 15 x 36 cm2	4.070	49.779	24.891	295.850
4810393000	Oth kraft paper, roll < 15 cm, rectang< 15 x 36 cm2	0	2.050	0	12.915
4810399000	Kraft paper and paperboard in other size	102.227	1.397.048	112.572	1.241.461
4810921000	Gray backboard, multi ply	21.904	533.776	16.672	380.180
4810929000	Oth paper colored for computercard & gray backboard, multi ply	66.850	4.281.025	45.746	3.317.069
4810992000	Oth paper and paperboardof multi ply	0	1	0	515
4810999000	Oth paper colored for computer card,oth multi ply	55.022	2.160.250	144.178	3.901.488
4811101000	Tarred, bituminised/asphalted paper &paperboard, in roll <15cm, rect<15x36cm2	44	134.993	1.626	213.759
4811109000	Tarred, bituminised/asphalted paper &paperboard, in other size	156.978	1.184.963	386.973	3.261.150
4811411000	Gummed or adhesive paper&paperboard,self-adhesive	225.486	2.526.927	607.981	6.871.165
4811419000	Gummed or adhesive paper&paperboard,oth self-adhesive	469.190	7.479.436	1.350.554	15.451.412
4811491000	Oth gummed or adhesive paper&paperboardself-adhesive	1.662	681.472	29.960	952.427
4811499000	Oth gummed or adhesive paper&paperboardoth self-adhesive	235.307	2.709.128	457.601	5.082.119
4811511000	Paper coated,impregnated or coveredwith plastic, bleached,wg>150g/m	0	68.487	0	140.476
4811519000	Paper coated,impregnated or coveredwith plastic, unbleached,wg>150g/m	618.083	7.510.559	837.518	10.051.466
4811591000	Paper coated,impregnated or coveredoith for mnitre of papercup bottoms	47.892	653.554	84.399	2.046.644
4811592000	Oth paper coated,impregnated or coveredand with a lining of aluminium foil	982.999	7.897.264	3.703.751	28.563.254
4811593000	Oth paper coated,impregnated or coveredoith in sheets 15<oneside<36cm unfol	0	155	0	16.857
4811599000	Oth paper coated,impregnated or coveredwith plastic,oth bleached,wg>150g/m	556.539	6.800.654	1.604.459	18.314.006
4811601000	Paper coated,impregnated or coveredwith wax,paraffin,stearin,oil,glycerol	23.024	185.731	93.579	963.329
4811609000	Paper coated,impregnated or coveredwith oth wax,paraff,stearin,oil,glycerol	249.493	1.833.554	355.698	2.720.875
4811903000	Oth paper, paperboard,cellulose waddingweb of cell fibr roll<15cm,rect<15x36cm	3.029	23.535	9.757	61.566
4811909000	Oth paper, paperboard,cellulose waddingweb of cell fibres other size	683.917	9.467.518	2.696.579	32.025.613
4812000000	Filter blocks,slabs&plates,of paperpulp	11.694	286.798	101.475	1.465.634
4813100000	Cigarette paper,in the formof booklets or tubes	409	52.713	780	180.333
4813200000	Cigarette paper,in the form in rolls ofa width not exceeding 5 cm	324.617	2.637.390	1.433.507	11.401.101
4813900000	Cigarette paper,oth in the of booklets,tubes & in rolls	618.045	7.059.051	2.964.875	23.093.720
4814100000	Wallpaper&similar wall coverings,"ingrain" paper	0	18.255	0	56.464
4814200000	Wallpaper&similar wall coverings,the face side,with a grained,embossed,	86.214	905.342	181.436	1.804.214
4814900000	Wallpaper&similar wall coverings,oth with transparant protective plastics	162.392	2.048.395	457.195	4.052.452
4816200000	Self-copy paper (other than of 48.09)	48	99.733	467	153.727
4816900000	Other heat transfer paper & offsetplates of paper	146.456	3.276.716	306.777	4.081.358
4817100000	Envelopes	11.765	293.264	80.459	1.784.357
4817200000	Letter cards,plain postcards andcorrespondence cards	228.264	472.322	265.493	762.691
4817300000	Boxes,pouches,wallets & writingcompendiums,of paper or paperboard,	25.793	139.754	137.234	735.658
4818100000	Toilet paper	20.746	196.383	72.991	473.953
4818200000	Handkerchiefs,cleansing or facialtissues & towels	29.276	705.833	112.875	2.259.886
4818300000	Tablecloths and serviettes	291	37.093	1.840	91.884

I.3. IMPOR MENURUT KOMODITI / IMPORT BY HS COMMODITY
***** OKTOBER / OCTOBER 2008 *****

HS	Uraian Komoditi Commodity Description	Berat Bersih / Net Weight (Kg)		Nilai / Value C.I.F (US\$)	
		Bulan ini	Kumulatif	Bulan ini	Kumulatif
		Current Month	Cum.Jan. to date	Current Month	Cum.Jan. to date
4818401100	Napkins & napkin liners for babies & similar sanitary articles	1.135.763	12.895.559	2.896.056	31.429.625
4818401900	Oth napkins & napkin liners for babies & similar sanitary articles	627.391	5.487.321	1.391.925	13.797.717
4818402000	Sanitary towels, tampons & similar articles	1.423.832	12.365.348	4.750.157	43.147.588
4818500000	Articles of apparel & clothing, surgical face masks	1.228	43.182	7.057	186.121
4818900000	Oth articles of apparel & clothing, oth surgical face masks	210.516	1.379.863	575.755	3.708.093
4819100000	Cartons, boxes & cases, of corrugated paper or paperboard	1.075.047	14.491.751	2.089.509	23.851.177
4819200000	Boxes, of non corrugated paper & paperboard	1.331.786	12.523.551	4.552.357	36.162.150
4819300000	Sacks & bags, base of a width > 40 cm for cement or fertilizer packing	527.636	2.251.826	1.235.335	4.505.401
4819400000	Other sacks and bags, including cones	75.015	1.170.669	254.449	3.806.078
4819500000	Other packing containers, includ recordsleeves	242.845	1.583.325	1.208.897	8.408.019
4819600000	Box files, letter trays, storage boxes & similar articles, used in offices, shops	31.679	272.167	61.079	848.859
4820100000	Registers, account books, note books, receipt books, & similar articles	58.407	779.418	124.424	2.438.025
4820200000	Exercise books	23.842	222.742	63.573	505.795
4820300000	Binders (other than book covers), folders & file covers	10.027	193.532	22.950	546.275
4820400000	Manifold business forms & interleaved carbon sets	1.625	17.164	5.061	81.289
4820500000	Albums for samples or for collections	7.533	143.091	17.799	404.027
4820900000	Other exercise book, binders, manifold, albums	47.515	449.056	113.780	1.221.396
4821101000	Printed, labels that form of packing for jewellery, small objects & the like	42.411	1.147.055	1.051.659	12.155.875
4821109000	Printed, oth labels that form of packing for jewellery, small objects & the like	392.109	3.784.335	4.142.646	43.772.650
4821901000	Oth printed, labels that form of packing for jewellery, small objects & the like	41.319	369.731	298.994	2.785.882
4821909000	Oth printed, oth label that form of pack for jewellery, small objects & the like	162.500	1.723.150	889.315	21.620.066
4822100000	Bobbins, spools, cops & similar of pulp of a kind used for winding textile yarn	369	137.085	3.745	1.745.491
4822900000	Bobbins, spools, cops & similar of pulp of a kind used for wind textile yarn	162.689	1.720.741	359.123	3.784.284
4823200000	Filter paper in rolls or sheets	377.572	2.258.334	1.959.210	13.201.067
4823401000	Cardiograph recording paper	59	7.115	849	90.387
4823409000	Oth paper for self recording for other apparatus	75.593	628.339	343.969	4.223.583
4823610000	Trays, dishes, plates, cups & the like, of paper or paperboard of bamboo	0	1.171	0	6.613
4823690000	Trays, dishes, plates, cups & the like, of paper or paperboard of oth than bamboo	69.179	426.656	198.628	1.092.500
4823700000	Gaskets and washers, moulded or pressed articles of paper pulp	2.111	543.500	19.210	884.509
4823901000	Other paper, cocooning frames for silk-worms	45.533	451.833	220.257	1.851.647
4823902000	Sterilization indicators, not gummed, cocooning frames for silk-worms	1.607	22.133	10.260	93.743
4823903000	Cup stock board (i.e. polyethylene (pe)) in rels of width of less than 10 cm	18.141	55.070	11.883	52.354
4823904000	Telegraph or teleprinter paper in strip rolls	8	1.015	116	408.392
4823905000	Display cards for jewellery/for small objects of personal adornment	55	17.722	916	80.960
4823906000	Punched jacquard cards	138	10.352	530	50.749
4823907000	Fans & hand screens, with paper mounts or leaves & frames of any materials	7.423	11.422	10.603	18.205
4823909000	Other, cut to size/shape, other than instrips, rolls or sheets	815.670	6.118.175	1.947.602	18.107.357
4901100000	Print books in official language of impctry for educations, in single sheet	114.636	1.159.245	5.170.826	23.446.192
4901910000	Dictionaries, wholly/essentially in the official language of the import country	3.025	45.693	33.532	363.176
4901991000	Oth educational, wholly/essential in the official language of the import country	57.905	487.558	289.847	2.398.684
4901999000	Oth educational, oth wholly/essential in official language of the import country	170.833	1.292.623	1.503.391	13.018.947
4902100000	Newspapers, journals & periodicals appearing at least four times a week	0	5.942	0	50.206
4902900000	Oth newspapers, journals and periodicals	10.449	178.955	89.095	981.138
4903000000	Childrens picture, drawing or coloring books.	36.943	190.391	106.975	653.050
4904000000	Music, printed or in manuscript, whether or not bound or illustrated.	0	55.743	0	377.963
4905100000	Maps & hydrographic or similar charts of all kinds, globes	5.040	46.230	43.190	410.795
4905910000	Maps & hydrographic or similar charts of all kinds, in book form	0	739	0	15.007
4905990000	Maps & hydrographic or similar charts of all kinds, in other form	12.920	20.615	22.461	125.882
4906001000	Plans & drawings, including photographic product & carbon copies of plans & drawings	1.535	5.479	11.589	178.689
4906009000	Plans & drawings, being originals drawn by hand, hand-written texts	2.457	11.267	3.777	306.882
4907001000	Banknotes, being legal tender	0	83	0	874
4907002000	Unused postage stamps	0	9	0	96
4907004000	Stock, share, bond certificates & similar documents of title; cheque forms	29	384	3.111	299.620
4907009000	Other banknotes, unused postage, revenue, stock, share & the like	277	25.216	125.360	1.461.390
4908100000	Transfers (decalcomanias), vitrifiable	31.476	325.206	705.424	4.411.313
4908900000	Oth than transfers (decalcomanias), vitrifiable	29.009	194.328	277.222	2.351.120
4909000000	Printed/illustrated postcards, card greetings, messages/the like	722	14.137	13.720	248.817
4910000000	Calendars of any kind, printed, including calendar blocks.	58.009	228.868	127.637	445.810
4911100000	Trade advertising material, commercial catalogues & the like	39.788	322.813	189.427	2.052.716
4911912000	Printed matter, wall pictures & diagram for instruct purposes; designs & photograph	59	1.611	1.444	16.075
4911913000	Printed matter, oth printed pictures and photographs	13.263	26.935	182.144	477.399
4911919000	Printed matter, oth anatomical & botanical diagram & wall picture	82.314	134.770	157.135	1.254.060
4911991000	Printed card for jewellery, small object person adornment, carried in the pocket	1	17.274	14	128.120
4911992000	Printed stickers for explosives	0	1.636	0	22.572
4911999000	Oth printed matter, oth printed sticker & printed card	45.051	544.981	337.890	3.824.857
5001000000	Silkworm cocoons suitable for reeling.	170	236.343	1.221	1.853.814
5002000000	Raw silk (not thrown).	6.212	34.816	42.541	773.880
5003000000	Silk waste (incl. cocoons unsuitable for reeling, yarn waste & garneted stock).	50	48.721	571	420.133
5004000000	Silk yarn (oth than yarn spun from silk waste) not put up for retail sale.	33.300	239.260	259.452	1.760.208
5005000000	Yarn spun from silk waste, not put up for retail sale.	24	93.590	376	236.757
5006000000	Silk yarn & yarn spun from silk waste, put up for retail sale; silk-worm gut.	349	44.194	6.398	221.369
5007100010	Fabrics of noil silk, bleached/unbleached	2.114	18.147	6.899	383.794
5007100090	Fabrics of noil silk, oth than bleached/unbleached	103.611	571.748	736.414	4.597.282

I.3. IMPOR MENURUT KOMODITI / IMPORT BY HS COMMODITY
***** OKTOBER / OCTOBER 2008 *****

HS	Uraian Komoditi Commodity Description	Berat Bersih / Net Weight (Kg)		Nilai / Value C.I.F (US\$)	
		Bulan ini	Kumulatif	Bulan ini	Kumulatif
		Current Month	Cum.Jan. to date	Current Month	Cum.Jan. to date
5007200010	Oth fabrics,silk/silk waste >85%,oth than noil silk,bleached/unbleached	1.032	9.396	13.211	74.240
5007200090	Oth fabrics,silk/silk waste >85%,oth than noil silk,oth bleach/unbleach	0	8.150	0	114.511
5007900010	Oth fabrics,silk/silk waste < 85%,oth than noil silk,bleached/unbleached	915	21.481	11.319	329.357
5007900090	Oth fabrics,silk/silk waste < 85%,oth than noil silk,oth bleach/unbleach	372	127.644	21.728	874.448
5101110000	Shorn wool, not carded/combed,greasy, including fleece-washed wool	1.178	10.720	12.061	54.412
5101190000	Oth shorn wool, not carded/combed,greasy, including fleece-washed wool	7.636	642.170	65.979	2.163.489
5101210000	Shorn wool, not carded/combed,degreased, not carbonised	0	2.553	0	33.900
5101290000	Oth shorn wool, not carded/combed,degreased, not carbonised	122	878	4.543	12.133
5102190000	Fine animal hair,not carded/combedoth of kashmir (cashmere) goats	0	457	0	24.750
5102200000	Coarse animal hair,not carded/combed	0	178	0	2.873
5103100000	Noils of wool/of fine animal hair incl.yarnwaste but exclude garnettstock	0	1.159	0	34.283
5103300000	Waste of coarse animal hair includeyarn waste but exclude garnetted stock	0	370	0	4.130
5105100000	Carded wool	0	25.137	0	161.744
5105210000	Combed wool in fragments	0	10.258	0	71.796
5105290000	Combed wool not in fragments	93.784	1.121.452	946.916	11.272.718
5105310000	Fine animal of kashmir (cashmere)goats	0	49	0	5.600
5106100000	Yarn,carded, wool > 85% by weightnot put up for retail sale	4.581	34.405	50.500	306.554
5106200000	Yarn,carded, wool < 85% by weightnot put up for retail sale	29.573	591.370	231.886	4.548.965
5107100000	Yarn,combed, wool > 85% by weightnot put up for retail sale	2.309	141.302	19.132	1.299.938
5107200000	Yarn,combed, wool < 85% by weightnot put up for retail sale	445	23.883	2.622	282.300
5108100000	Yarn of fine animal hair not put upfor retail sale., carded	0	3	0	40
5109100000	Yarn,wool/animal hair > 85%, for retail sale	17	9.983	1.031	378.109
5109900000	Yarn,wool/animal hair < 85%, for retail sale	256	14.360	1.953	122.423
5110000000	Yarn,coarse animal hair/of horsehairwether not put up for retail sale	368	106.538	2.549	773.701
5111110000	Woven fabric,carded,wool/animal hair>85%, weight < 300 g/m	4.873	70.035	118.291	1.324.246
5111190000	Woven fabric,carded,wool/animal hair>85%, weight > 300 g/m	1.625	30.302	19.943	375.107
5111200000	Woven fabric,carded, wool/animal hairmix. mainly w/made filament	0	31.014	0	393.869
5111300000	Woven fabric,carded, wool/animal hairmix. mainly w/made stapel	157	117.995	557	1.182.391
5111900000	Woven fabric,carded, wool/animal hairroth mixed	0	34.171	0	323.353
5112110000	Woven fabrics,combed wool/animal hair>85%, weight < 200 g/m	40.772	337.019	1.110.544	6.272.152
5112190000	Woven fabrics,combed wool/animal hair>85%, oth weight > 200 g/m	65.900	586.073	1.700.639	13.539.303
5112200000	Woven fabrics,combed wool/animal hairmix. mainly w/made filament	11.455	99.113	216.765	1.912.938
5112300000	Woven fabrics,combed wool/animal hairmix. mainly w/made stapel	19.213	249.148	387.848	4.038.478
5112900000	Woven fabrics,combed wool/animal hairroth mixed	2.545	100.804	56.713	1.677.252
5113000000	Woven fabrics of coarse animal hair/of horsehair	0	114.391	0	1.197.398
5201000000	Cotton, not carded/combed.	59.102.873	611.297.450	102.034.848	1.006.910.829
5202100000	Cotton waste,yarn waste	531.771	4.838.556	233.767	1.490.762
5202910000	Cotton waste,garnetted stock	2	1.486.981	1.267	822.799
5202990000	Oth yarn waste & garnetted stock	1.058	524.547	9.297	2.134.326
5203000000	Cotton, carded/combed.	423.922	2.133.961	2.858.287	16.689.197
5204110000	Cotton sewing thread,not for salecont 85%/more by weight of cotton	8.656	415.185	59.567	1.938.863
5204190000	Cotton sewing thread,not for retail saleoth cont 85%/more of cotton	34.229	1.281.653	243.429	5.115.206
5204200000	Cotton sewing thread, for retail sale	7.780	46.921	13.625	303.676
5205110000	Single yarn,of uncombed fibres measur714.29 decitex/more, cotton>85%	583.773	6.892.863	1.064.473	15.061.153
5205120000	Single yarn,of uncombed fibres232<measuring<714.29dec,cotton>85%	383.335	3.275.409	765.673	7.148.533
5205130000	Single yarn,of uncombed fibres192.31<measuring<232.56 dec,cotton>85%	103.009	1.526.781	287.484	3.743.363
5205140000	Single yarn,of uncombed fibres125<measuring<192.31dec,cotton>85%	44.698	528.678	244.087	2.733.310
5205150000	Single yarn,of uncombed fibres measuring<125dec (>80metric number),cotton>8	1.010	1.629	1.014	4.911
5205210000	Single yarn,of combed fibresmeasuring 714.29dec/more,cotton>85%	19.378	922.924	90.401	2.365.785
5205220000	Single yarn,of combed fibres232.56<measuring<714.29dec,cotton>85%	126.397	7.498.157	228.950	11.335.290
5205230000	Single yarn,of combed fibres192.31<measuring<232.56dec,cotton>85%	0	52.189	0	196.220
5205240000	Single yarn,of combed fibres125<measuring<192.31dec,cotton>85%	82.166	1.339.693	199.764	2.302.190
5205270000	Single yarn,of combed fibres83.33<measuring<106.38 dec,cotton>85%	150	150	960	960
5205280000	Single yarn,of combed fibres measuring<83.33 decitex (>120metric),cotton>85%	0	49.104	0	163.925
5205310000	Cable yarn,of uncombed fibres persingle yarn 14.29dec/more,cott>85%	0	106.313	0	309.933
5205320000	Cable yarn,of uncombed fibres persingle yarn 232.56<measur<714,29,cott>85%	63.421	473.023	162.111	1.297.094
5205330000	Cable yarn,of uncombed fibre per single yarn192.31<measuring<232.56,cott>85%	0	249	0	3.360
5205350000	Cable yarn,of uncombed fibres persingle yarn<125 (>80 metric), cotton>85%	578	11.461	3.869	69.169
5205410000	Cable yarn,of combed per single yarn714.29 decitex/more(<14metric),cott>85%	8.080	142.382	21.376	732.680
5205420000	Cable yarn,of combed per single yarn232.56<measuring<714.29dec,cotton>85%	122.076	901.517	295.665	2.603.107
5205430000	Cable yarn,of combed per single yarn192.31<measuring<232.56dec,cotton>85%	20.073	111.421	44.921	410.596
5205440000	Cable yarn,of combed per single yarn125<measuring<192.31dec,cotton>85%	46.536	417.461	715.306	5.249.787
5205470000	Cable yarn,of combed per single yarn83.33<measuring<106,38dec,cotton>85%	0	36.565	0	154.591
5205480000	Cable yarn,of combed per single yarn<83,33decitex(>120metric),cotton>85%	11.040	89.383	112.096	808.891
5206110000	Single yarn of uncombed fibres, 714,29or more (<14 metric),cotton<85%	113.086	926.572	336.672	4.270.150
5206120000	Single yarn of uncombed fibres,232<measuring<714.29dec,cotton<85%	0	60.159	0	165.822
5206130000	Single yarn of uncombed fibres,192.31<measuring<232.56dec,cotton<85%	0	220	0	3.577
5206140000	Single yarn of uncombed fibres,125<measuring<192.31dec,cotton<85%	0	10	0	4
5206150000	Single yarn of uncombed fibres,<125dec(exceeding 80 metric),cotton<85%	0	15.195	0	86.723
5206210000	Single yarn, of combed fibres,measure>714.29(not>14 metric),cott<85%	0	6.633	0	65.761
5206220000	Single yarn, of combed fibres,232.56<measure<714.29 dec,cotton<85%	7.870	313.818	33.748	696.850
5206230000	Single yarn, of combed fibres,192.31<measuring<232.56dec,cotton<85%	68.544	191.923	231.052	645.154
5206240000	Single yarn, of combed fibres125<mesuring<192.31 dec	5	2.208	39	5.318

I.3. IMPOR MENURUT KOMODITI / IMPORT BY HS COMMODITY
***** OKTOBER / OCTOBER 2008 *****

HS	Uraian Komoditi Commodity Description	Berat Bersih / Net Weight (Kg)		Nilai / Value C.I.F (US\$)	
		Bulan ini	Kumulatif	Bulan ini	Kumulatif
		Current Month	Cum.Jan. to date	Current Month	Cum.Jan. to date
5206250000	Single yarn, of combed fibres measuring < 125 decitex (> 80 metric number)	37	48	512	719
5206310000	Cabled yarn, of uncombed measuring per single yarn > 714.29 decitex	4.247	5.699	48.401	59.961
5206320000	Cabled yarn, of uncombed persingle yarn 232.56 < measuring < 714.29 dec	1.660	80.248	10.456	406.258
5206330000	Cabled yarn, of uncombed persingle yarn 192.31 < measuring < 232.56 decitex	0	4.334	0	21.558
5206340000	Cabled yarn, of uncombed persingle yarn 125 < measuring < 192.31 decitex	21	21	100	100
5206350000	Cabled yarn, of uncombed measuring per single yarn < 125 (>= 80 metric number)	0	5.906	0	43.669
5206410000	Cable yarn, of combed fibres measuring per single yarn 714.29 decitex/more	0	40.780	0	211.940
5206420000	Cable yarn, of combed fibres persingle yarn 232.56 < measuring < 714.29 decitex	0	18.985	0	126.612
5206430000	Cable yarn, of combed fibres persingle yarn 192.31 < measuring < 232.56 decitex	0	53	0	895
5206440000	Cable yarn, of combed fibres persingle yarn 125 < measuring < 192.31 decitex	0	6.363	0	94.522
5206450000	Cable yarn, of combed fibres measuring per single yarn < 125 decitex (> 80 metric)	0	13.271	0	135.976
5207100000	Cotton yarn (other than sewing thread) put cont 85%/more by weight of cotton	20.323	611.489	75.549	1.233.271
5207900000	Cotton yarn sewing thread put up cont 85%/more by weight of cotton	21.050	228.934	159.360	778.230
5208110000	Unbleached plain weave, weight >= 85% of cotton, weighing <= 100 g/m	183.105	2.286.404	1.376.825	13.370.569
5208120000	Unbleached plain weave >= 85% of cotton, weighing > 100 g/m	171.550	1.765.009	755.368	9.297.074
5208130000	Unbleached 3-thread/4-thread twill, incl. cross twill >= 85% of cotton	6.344	87.698	67.644	685.276
5208190000	Other unbleached fabrics >= 85% of cotton weighing <= 200 g/m	559.219	4.843.470	3.671.251	32.311.483
5208210000	Absorbent fabric bleached for surgical use, cotton >= 85%, weighing <= 200 g/m	96.462	1.546.708	856.454	8.041.321
5208220000	Bleached plain weave, weighing > 100 g/m	110.728	2.552.656	835.861	15.244.765
5208230000	Bleached 3-thread/4-thread twill, incl. cross twill >= 85% of cotton	0	43.273	0	301.068
5208290000	Other bleached fabrics > 85% of cotton weighing <= 200 g/m	305.468	2.474.518	2.696.972	20.740.296
5208310010	Plain weave dyed; voile/chemi voile weighing < 100 g/m	217.227	1.170.943	1.089.595	7.070.802
5208310020	Cambrics dyed weighing < 100 m/g weighing < 100 g/m	0	1.026	0	12.102
5208310030	Other garments matter weighing < 100 m/g	19.602	148.965	96.350	867.768
5208310090	Other dyed fabrics weighing < 100 m/g	175.940	3.083.905	647.423	12.785.411
5208320000	Plain weave dyed, weighing > 100 g/m	401.928	4.046.590	3.851.047	39.689.117
5208330000	3-thread/4-thread twill dyed, including twill	9.356	300.296	102.273	2.900.013
5208390000	Other dyed fabrics > 85% weighing < 200 m	206.248	1.760.374	1.409.027	12.885.964
5208410010	String fabrics plain weave of different color, weight <= 100 m/g	10.170	134.226	124.746	1.728.511
5208410090	Other plain weave of different color, weight <= 100 m/g	8.906	173.581	112.139	1.765.282
5208420010	String fabrics of different color weighing > 100 g/m	79.199	379.997	803.591	4.215.923
5208420090	Plain weave other than string fabrics of color, weighing > 100 g/m	571.026	5.776.341	8.048.142	79.068.275
5208430000	Diff. colour, 3 or 4-thread twill, woven fabrics, 85% cotton, weight > 200 g/m	11.158	163.353	90.805	1.051.660
5208490000	Other fabrics of different color	16.104	182.283	263.941	2.000.351
5208510000	Plain weave printed of different color, <= 100 m/g	71.621	506.067	504.371	4.551.788
5208520000	Plain weave printed of different color, > 100 m/g	79.090	471.329	793.521	4.620.643
5208590000	Other fabrics printed of different color	33.145	504.309	251.647	4.275.809
5209110000	Plain weave unbleached cont. >= 85% of cotton, weight > 200 g/m	76.387	648.984	622.148	6.135.568
5209120000	3-thread/4-thread twill unbleached, cont. 85% of cotton, weight > g/m	42.647	97.671	128.137	429.682
5209190000	Other fabrics unbleached cont. 85% of cotton, weight > 200 g/m	470.412	7.126.571	3.703.874	48.411.302
5209210000	Plain weave unbleached, cont. 85% of cotton, weight > 200 g/m	109.559	1.183.144	429.272	4.245.077
5209220000	Bleached, 3 or 4-thread twill, woven fabrics, 85% cotton, weight > 200 g/m	66.455	301.643	660.519	2.448.486
5209290000	Other fabrics unbleached, cont. 85% of cotton, weight > 200 g/m	204.293	1.642.014	1.602.694	11.481.582
5209310000	Plain weave dyed, cont. 85% of cotton, weight > 200 g/m	165.816	1.507.053	1.099.459	10.804.158
5209320000	Dyed, 3 or 4-thread twill, incl. twill cont. 85% of cotton, weight > 200 g/m	217.641	2.632.445	1.597.120	18.972.852
5209390000	Other fabrics dyed, cont. 85% of cotton, weight > 200 g/m	325.721	2.701.640	3.140.837	18.398.932
5209410000	Plain weave of yarns of diff color, cont 85% of cotton, weight > 200 g/m	22.428	341.320	202.164	2.688.197
5209420000	Denim of yarns diff color, cotton > 85%, weight > 200 g/m	515.450	5.916.379	2.112.940	23.474.926
5209430000	Other fabrics of 3-thread/4-thread cont 85% of cotton, weight > 200 g/m	20.229	196.280	41.913	824.350
5209490000	Other fabrics of yarns diff colors cont 85% of cotton, weight > 200 g/m	293.800	3.011.455	2.809.744	24.945.164
5209510000	Printed plain weave, cont. 85% of cotton, weight > 200 g/m	1.986	81.677	32.230	335.980
5209520000	Other plain weave 3 or 4-thread twill, printed, 85% of cotton, weight > 200 g/m	33.502	153.546	201.598	1.077.661
5209590000	Other printed fabric cont. 85% of cotton, weight > 200 g/m	50.980	741.623	318.958	4.682.833
5210110000	Unbleached plain weave, cont. < 85% of cotton, mixed with m-m-f weight <= 200 g/m	96.216	1.123.927	642.114	8.381.178
5210190000	Other unbleached fabrics, cont. < 85% mixed with m-m-f weight <= 200 g/m	500.544	2.649.046	2.292.799	14.444.874
5210210000	Bleached plain weave cont. < 85% of cotton, mixed with m-m-f weight <= 200 g/m	10.960	313.022	192.879	3.568.761
5210290000	Other bleached fabrics, cont. < 85% of cotton, mixed with m-m-f weight <= 200 g/m	29.479	237.413	317.076	1.574.327
5210310000	Dyed plain weave cont. < 85% of cotton, mixed with mmf weight <= 200 g/m	134.482	1.551.320	1.516.577	15.787.262
5210320000	3-thread/4-thread twill, incl. twill < 85% of cotton, mixed with m-m-f weight <= 200 g/m	6.704	82.808	91.480	906.497
5210390000	Other dyed fabrics cont. < 85% of cotton, mixed with m-m-f weight <= 200 g/m	18.840	308.126	193.990	3.477.148
5210410010	String fabrics of yarns of diff color < 85% of cotton, with mmf weight <= 200 g/m	13	307.604	98	2.077.276
5210410090	Plain weave other than string fabrics < 85% of cotton, with mmf weight <= 200 g/m	22.679	308.328	201.313	2.754.533
5210490000	Other fabrics of diff color cont. < 85% of cotton, mixed with mmf weight <= 200 g/m	462.547	964.790	3.332.321	6.431.813
5210510000	Printed plain weave cont. < 85% of cotton, mixed with mmf weight <= 200 g/m	613	56.664	5.653	327.175
5210590000	Other printed fabrics cont. 85% of cotton, mixed with mmf weight <= 200 g/m	28.178	1.278.295	291.648	7.554.508
5211110000	Unbleached plain weave, cont. < 85% of cotton, mixed with m-m-f weight > 200 g/m	5.408	107.599	67.516	1.206.268
5211120000	3-thread/4-thread twill unbleached, incl. twill < 85% of cotton, with mmf weight > 200 g/m	1.549	30.495	7.747	234.000
5211190000	Other unbleached fabrics, cont. < 85% mixed with m-m-f weight > 200 g/m	160.709	1.194.347	1.778.215	10.044.721
5211200000	Bleached plain weave cont. < 85% of cotton, mixed with m-m-f weight > 200 g/m	128.107	1.139.484	991.106	7.755.422
5211310000	Dyed plain weave cont. < 85% of cotton, mixed with m-m-f weight > 200 g/m	1.415	62.067	20.276	766.397
5211320000	3-thread/4-thread twill, incl. twill < 85% of cotton, mixed with m-m-f weight > 200 g/m	0	95.503	0	749.888
5211390000	Other dyed fabrics cont. < 85% of cotton, mixed with m-m-f weight > 200 g/m	18.233	1.280.749	183.740	9.443.300
5211410010	String fabrics of yarn of diff color < 85% of cotton, mixed with mmf weight > 200 g/m	1.926	3.197	6.939	13.419

I.3. IMPOR MENURUT KOMODITI / IMPORT BY HS COMMODITY
***** OKTOBER / OCTOBER 2008 *****

H S	Uraian Komoditi Commodity Description	Berat Bersih / Net Weight (Kg)		Nilai / Value C.I.F (US\$)	
		Bulan ini	Kumulatif	Bulan ini	Kumulatif
		Current Month	Cum.Jan. to date	Current Month	Cum.Jan. to date
5211410090	Yarns of diff clour oth than string fab<85% of cotton, mxd w/mmff>200 g/m	0	18.634	0	158.029
5211420000	Denim of yarns diff color, cotton<85%.mix wth man-made fibr weight>200g/m	224.720	2.828.746	505.415	5.858.356
5211430000	Oth fabrics of 3-thread/4-thrd<85%ofcotton, mixed with mmf weight>200g/m	0	31.290	0	47.164
5211490000	Oth fabrics of diff color cont.<85% ofcotton, mixed with mmf weight>200g/m	758	36.258	14.536	449.895
5211520000	3-thre/4-thread twill,incl.twill<85%of cotton, mixed with mmf weight>200g/m	4.902	49.969	147.410	532.158
5211590000	Othr printed fabrics cont.<85% ofcotton, mixed with mmf weight>200g/m	2.367	46.113	48.695	365.652
5212110000	Unbleached woven fabrics of cottonweight <=200 g/m	7.801	45.161	86.241	396.803
5212120000	Bleached woven fabrics of cottonweight <=200 g/m	92.390	1.974.319	526.942	10.908.861
5212130000	Dyed woven fabrics of cottonweight <=200 g/m	5.934	380.304	55.629	2.809.730
5212140000	Woven fabrics of cotton of yarns ofdifferent color weight <=200 g/m	55.100	509.639	346.956	3.463.337
5212150000	Printed woven fabrics of cottonweight <=200 g/m	0	86.748	0	541.481
5212210000	Unbleached woven fabrics of cottonweight > 200 g/m	10.910	11.957	150.397	162.027
5212220000	Bleached woven fabrics of cottonweight > 200 g/m	0	2.715	0	51.576
5212230000	Dyed woven fabrics of cottonweight > 200 g/m	87	16.379	1.114	189.397
5212240000	Woven fabrics of cotton of yarns ofdifferent color weight > 200 g/m	0	58.499	0	518.412
5212250000	Printed woven fabrics of cottonweight > 200 g/m	0	59.487	0	435.687
5301100000	Flax, raw/retted-flax, raw/retted	7	13.950	57	68.679
5301210000	Broken/scutched flax,broken,scutch-ed/other processed but not spun	0	397	0	3.772
5301290000	Other flax, raw/processed but notspun; falx waste	0	110	0	1.033
5301300000	Flax tow & waste raw/processedbut not spun	0	7.142	0	52.332
5302100000	True hemp, raw/retted	0	14.607	0	24.018
5302900000	Other hemp raw and processed butnot spun	0	1.161	0	11.624
5303100000	Jute & oth textile bast fibres, raw/retted	442.164	4.435.747	252.741	2.596.031
5303900000	Jute & oth textile bast fibres,processed but not spun	867	16.769	13.390	257.245
5305000011	Raw coir coconut fibres	0	75.862	0	36.251
5305000021	Raw abaca fibres	45.509	107.940	51.764	102.982
5305000029	Abaca fibres processed	0	54	0	644
5305000090	Oth than coconut, abaca, ramietextile fibres	196.637	1.418.674	267.961	3.240.398
5306100000	Single flax yarn	4.987	381.066	29.002	1.014.465
5306200000	Multiple (folded)/cabled flax yarn	0	52	0	2.549
5307100000	Single yarn of jute/of oth textilebast fibres of heading 53.03.	113	79.137	5.564	85.644
5307200000	Multiple (folded)/cabled of jute/oth fibres bast fibres of heading 53.03.	837.553	6.905.002	636.702	4.975.032
5308100000	Coir yarn of ther textile bast fibres of5303	51	2.956	1.918	109.266
5308200000	True hemp yarn of other textile basffibres of head 5303	4	54.689	205	421.600
5308901000	Paper yarn	18.544	528.520	56.328	1.443.048
5308909000	Other paper yarn	24	484.986	478	702.897
5309110000	Unbleached/bleached woven fabricsof flax cont.>=85% of weight of flax	0	15.975	0	173.797
5309190000	Other woven fabrics of flax cont.>=85%of weight of flax	37.252	509.410	645.577	6.772.532
5309210000	Unbleached/bleached woven fabricsof flax cont.<85% of weight of flax	8.579	71.418	40.680	574.286
5309290000	Other woven fabrics of flax cont.<85%of weight of flax	16.184	283.844	197.896	3.586.122
5310100010	Unbleached plain woven fabrics of othertextile bast fibres of head 5303	82.617	384.579	87.761	405.620
5310100090	Bleached plain woven fabrics of othertextile bast fibres of head 5303	0	579	0	7.189
5310900000	Other woven fabrics of jute/of othrbast fibres of heading 53.03.	0	2.047	0	15.278
5311000000	Woven fabrics of oth vegetable textilefibres; woven fabrics of paper yarn.	6.779	447.555	29.761	1.765.344
5401100000	Sewing thread of man-made filmentfor retail sale	90.137	1.274.540	788.241	8.255.888
5401200000	Sewing thread of artificial flmntfor retail sale	2.590	195.549	9.084	946.760
5402110000	High tenacity yarn of nylon/otherspolyamide of aramids	134.326	984.213	958.856	11.102.974
5402190000	High tenacity yarn of nylon/otherspolyamide of oth aramids	330.037	3.356.900	1.541.670	14.174.753
5402200000	High tenacity yarn of polyesters	744.512	11.840.453	1.901.586	28.688.635
5402310000	Textured yarn of nylon/oth polyamidesmeasuring single yarn <= 50 tex	9.979	213.144	134.224	1.745.897
5402320000	Textured yarn of nylon/other poly-amides, measuring single yarn <= 50 tex	69.879	962.848	195.035	2.298.888
5402330000	Textured yarn of polyesters	772.606	11.106.431	2.186.329	42.571.665
5402340000	Textured yarn of polypropylenesynthetic filament	18.413	437.099	70.309	1.149.608
5402390000	Other texture synthetic filament yarn	412.727	4.066.793	1.314.814	11.449.400
5402440000	Oth yarn, single, of elastomeric<=50 turns/m	273.699	1.508.791	1.769.020	9.389.831
5402450000	Oth yarn, single, oth, of nylonor oth polyamides, <=50 turns/m	108.075	1.569.460	370.235	5.877.846
5402460000	Oth yarn, single, oth,of polyesters.partially oriented, <=50 turns/m	354.286	2.284.257	708.034	5.325.949
5402470000	Oth yarn, single, of oth polyestersfor mdical/srgical use, <=50 turns/mtr	357.016	3.750.936	1.172.870	10.549.440
5402480000	Oth yarn, single, oth, ofpolypropylene, <=50 turns/m	0	171.369	0	414.349
5402490000	Oth yarn, single, oth thn, of elast,nylon,polyeste,polypropylene,<=50 trn/mt	115.881	2.129.852	529.413	11.200.705
5402510000	Oth yarn, single,twist,of nylon/oth polyamides, > 50 turns/m	4.176	144.036	47.916	567.373
5402520000	Oth yarn,single,twist, of polyester> 50 turns/mtr	122.836	1.816.757	358.574	3.795.601
5402590000	Oth yarn,single,twist,oth th of nylonor oth plyamide&polyester,>=50 trn/mtr	2.471	143.703	22.244	1.263.133
5402610000	Oth yarn of nylon/oth polyamides,multiple/cable	73.804	777.419	210.471	1.104.094
5402620000	Other yarn of polyester,multiple/cable	31.771	774.473	268.435	3.514.734
5402690000	Oth yarn,multiple/cable,oth thnof nylon/oth polyamides&polyester	39.272	828.809	238.180	4.118.114
5403100000	High tenacity yarn of viscose rayon	12.267	204.883	30.868	501.933
5403310000	Other single yarn of viscose rayon, untwisted/with a twist <120 turns/m	23.192	624.143	94.466	1.832.814
5403320000	Other single yarn of viscose rayon, withtwist exceeding 120 turns/m	729	43.941	6.456	299.590
5403330000	Other single yarn of cellulose acetate	19.737	212.321	89.803	1.228.654
5403390000	Other single yarn	114.328	1.275.437	599.145	6.291.177
5403410000	Other multiple (folded)/cable yarn ofyarn of viscose rayon	6.912	368.815	13.252	1.407.006
5403420000	Other multiple (folded)/cable yarn ofof cellulose acetate	671.150	10.866.131	3.243.581	47.229.909

I.3. IMPOR MENURUT KOMODITI / IMPORT BY HS COMMODITY
***** OKTOBER / OCTOBER 2008 *****

HS	Uraian Komoditi Commodity Description	Berat Bersih / Net Weight (Kg)		Nilai / Value C.I.F (US\$)	
		Bulan ini Current Month	Kumulatif Cum.Jan. to date	Bulan ini Current Month	Kumulatif Cum.Jan. to date
5403490000	Other artificial filament yarn	6.250	340.747	39.080	1.594.672
5404110000	Synth monofilament of elastomeric>=67dctx,dim.<=1mm, width<=5mm	13.852	322.233	46.812	1.158.484
5404120000	Synth.monfilmnt oth,of polypropylne>=67dctx,dim.<=1mm, width<=5mm	0	117.005	0	353.489
5404190000	Synth.mnfilmnt oth thn elast&plyrpln>=67dctx,dim.<=1mm, width<=5mm	161.341	3.538.090	814.449	15.864.613
5404900000	Synthetics other than filaments<=1 mm, width <= 5 mm	217.114	2.173.260	803.582	7.969.628
5405000000	Artificial monofilament >=67 dec, nocross-sect,dim>=1mm,strip and the like	3.075	114.408	37.562	556.627
5406000000	Man-made flamnt yarn(oth thn sewingthread), put up for retail sale.	5.391	926.700	144.230	2.485.993
5407101100	Unbleached tyre woven fabrics &conveyor duck	142.757	1.197.818	1.163.993	9.478.826
5407101900	Other unbleached other than tyre wovenfabrics & conveyor duck	149.542	1.783.557	2.164.087	13.397.587
5407109100	Tyre woven fabrics & conveyor duckof other woven fabrics of synthtcs flmnt	167	4.856	3.244	52.174
5407109900	Other woven fabrics of synthetics flmntobtained materials of head 54.04	34.675	365.992	421.760	4.716.845
5407200000	Woven fabric, bleached/no,obtained from strip/the like	152.609	878.883	1.030.013	4.543.831
5407300000	Fabrics specified in note 9 to section	42.266	178.026	290.585	1.846.864
5407411000	Woven nylon mesh fabric of untwistedweight >=85% of flmnt of nyln/polyamd	12.795	237.443	200.091	1.938.088
5407419000	Woven fabrics obtaind from high tencitymaterials of heading 54.04.	116.000	1.034.626	819.093	6.344.734
5407420000	Dyed woven fabrics weight>=85% offfilament of nylon/polyamides	644.012	4.200.108	6.403.996	48.676.359
5407430000	Woven fabrics of yarn of diff colorsweight >=85% of flmnt of nyln/polyamd	404	45.857	3.444	544.887
5407440000	Printed woven fabrics weight>=85%of flmnt of nyln/polyamds	4.879	59.130	32.196	480.677
5407510000	Woven fabrics, bleachd/no,con.>=85% of txdtr polyester flmnt	478.108	3.505.307	2.112.264	19.016.052
5407520000	Dyed woven fabrics cont.>=85% ofweight of textured polyester flmnt	789.013	8.280.650	5.712.356	59.242.939
5407530000	Oth woven fabrics of yarn of diff colorweight>=85% of txdtr polyester filament	3.033	326.676	43.690	2.304.837
5407540000	Printed woven fabrics cont.>=85%,weight>=85% of txdtr polyester filament	39.797	1.625.077	451.807	14.919.555
5407610000	Oth woven fabrics, cont >=85% of byweight of non textured polyester filamnt	1.117.219	11.016.463	7.813.453	71.515.693
5407690000	Oth bleached/unbleached woven fabricscont.>=85% of polyester polymnts	212.344	3.757.811	2.050.595	32.385.101
5407710000	Oth woven fabric,bleachd/no,con.>=85% of txdtr polyester flmnt	36.813	854.377	253.592	4.579.358
5407720000	Dyed woven fabrics cont.>=85% ofweight of synthetics filament	133.277	1.071.060	1.064.258	6.785.693
5407730000	Oth woven fabrics of yarn of diff color>=85% weight of synthetic filaments	7.094	133.916	10.243	432.259
5407740000	Printed woven fabrics cont.>=85%,weight of synthetics filament	19.669	97.346	155.469	765.351
5407810000	Woven fabrics,bleachd/no,cont.<85% weight of synth flmnt with cotton	14.925	137.521	122.501	1.259.707
5407820000	Dyed woven fabrics cont.<85% ofweight of synth flmnt with cotton	44.107	573.095	447.619	4.003.913
5407830000	Oth woven fabrics of yarn of diff colorweight<85% of synth flmnt with cotton	0	69.613	0	472.607
5407840000	Printed woven fabrics cont.<85%,weight of synth flmnt with cotton	316	33.289	5.363	124.817
5407910000	Woven fabric,bleachd/no,obtaindoth other than synthetics/cotton filament	28.859	235.278	206.264	1.798.005
5407920000	Dyed woven fabrics obtained otherthan synthetics/cotton filaments	85.785	2.230.806	615.691	18.208.946
5407930000	Oth woven fabrics of yarn of diff colorother than synthetics/cotton filament	2.611	160.307	23.835	957.640
5407940000	Printed wiven fabrics obtained otherthan synthetics/cotton filaments	14.003	120.272	168.407	902.511
5408101000	Unbleached woven fabrics obtainedfrom high yarn of viscose rayon	5.649	126.717	81.256	1.051.931
5408109000	Bleached woven fabrics obtainedfrom high yarn of viscose rayon	74.641	370.637	759.580	3.389.732
5408210000	Woven fabrics, bleachd/no,cont.>=85%wght of artifical flmnts/strip	0	62.354	0	204.189
5408220000	Dyed woven fabrics cont.>=85%weight of artificial flmnts/strip	55.666	1.171.869	422.169	4.747.279
5408230000	Oth woven fabrics of yarn of diff color>=85%wght of artifcl flmnt/strip	0	68.286	0	454.778
5408240000	Printed woven fabrics cont.>=85%weight of artificial flmnts/strip of	5.442	201.822	99.444	1.479.157
5408310000	Woven fabrics,bleachd/no, obtaindof oth artificial flmnt/strip	0	4.871	0	43.232
5408320000	Dyed woven fabrics obtained of otherartificial flmnt/strip of the like	0	89.320	0	1.012.845
5408330000	Oth woven fabrics of yarn of diff colorobtdnd of oth artifcl flmnt/strip	5	28.506	147	232.841
5408340000	Printed woven fabrics obtained of otherartificial flmnt/strip of the like	0	9.567	0	107.637
5501100000	Synthetic filament tow of nylon/other polyamides	60.460	664.925	226.413	2.998.638
5501200000	Synthetic filament tow of polymers	36.851	511.618	139.927	1.177.279
5501300000	Synthetic filament tow of acrylic/modacrylic	2.822.843	30.372.589	7.356.356	78.608.463
5501400000	Synth. filament tow of polypropylene	0	891	0	3.306
5501900000	Other synthetic filament tow	3.435	262.585	13.038	1.705.273
5502000000	Artificial filament tow.artificial filament tow.	1.924.796	13.593.103	8.255.553	56.340.021
5503110000	Synthetic staple fibres of nylon/otrhpolyamides of aramids	10.275	447.583	120.864	1.758.564
5503190000	Synthetic staple fibres of nylon/otrhpolyamides oth thn aramids	19.834	371.506	74.538	1.184.305
5503200000	Synthetic staple fibres of polyesters	2.560.035	43.698.691	3.941.854	64.527.586
5503300000	Synthetic staple fibres of acrylic/modacrylic	2.508.063	29.260.032	6.786.202	74.196.340
5503400000	Synthetic staple fibres of poplypropylene	158.515	5.130.426	312.946	10.836.024
5503900010	Other synthetic staple fibres of polivinil alcohol	94.996	622.901	406.911	2.554.996
5503900090	Other synthetic staple fibres of otherthan polivinil alcohol	98.686	205.138	334.479	953.422
5504100000	Artfcl staple fibres of viscose rayon,carded/othwise procssed for sprng	733.193	8.605.940	1.720.919	22.223.627
5504900000	Artfcl staple fibres of viscos rayonnot crded/othwise procs for spin	8.329	1.187.282	52.359	5.420.152
5505100000	Waste of man-made fibres ofsynthetic fibres	81.222	610.368	56.850	887.274
5505200000	Waste of man-made fibres ofartificial fibres	0	46.154	0	39.582
5506100000	Synth staple fibres of nylon/oth polyamides crded,comb othwse procs for sprng	926	137.505	14.276	1.002.466
5506200000	Synth staple fibres of polyester crded,combed othwse procs for spinning	194.278	16.813.739	475.300	16.436.719
5506300000	Synth staple fibres of arcylic/moda-crylic combed othwse procs for spinning	45.124	557.185	132.299	1.649.607
5506900000	Oth synth staple fibres, carded, combbothwise processed for spinning.	54.278	793.963	40.383	510.999
5507000000	Artificial staple fibres, carded, combbothwise processed for spinning	813	117.952	8.750	919.978
5508100000	Sewing thread of man-made staplefbre of synthetic staple fibres for rta	140.029	1.060.887	946.160	9.389.103
5508200000	Sewing thread of man-made staplefbre of artifical staple fibres for reta	6.489	141.909	39.504	960.190
5509110000	Single yarn cont >=85% by weight ofstaple fibres of nylon/oth polyamides	944	17.361	2.441	107.207
5509120000	Multiple/cabled yarn cont>=85% bywght of staple fbre of nylon/oth poly	0	305	0	726
5509210000	Single yarn cont >=85% by weight ofpolyester staple fibres	118.102	1.385.519	247.696	2.828.047

I.3. IMPOR MENURUT KOMODITI / IMPORT BY HS COMMODITY

*** OKTOBER / OCTOBER 2008 ***

H S	Uraian Komoditi Commodity Description	Berat Bersih / Net Weight (Kg)		Nilai / Value C.I.F (US\$)	
		Bulan ini	Kumulatif	Bulan ini	Kumulatif
		Current Month	Cum.Jan. to date	Current Month	Cum.Jan. to date
5509220000	Multiple (folded)/cabled yarn cont.>=85% of polyester staple fibres	86.464	2.518.889	173.313	4.963.307
5509310000	Single yarn cont >=85% by weight of acrylic/modacrylic staple fibres	0	29.626	0	125.860
5509320000	Multiple/cabled yarn cont>=85% by weight of acrylic/modacrylic staple fbrs	4.574	75.447	25.792	318.950
5509410000	Single yarn cont >=85% by weight of synthetic staple fibres	0	38.361	0	64.608
5509420000	Multiple (folded)/cabled yarn cont.>=85% of synthetic staple fibres	2.970	48.710	29.073	405.119
5509510000	Oth yarn of polyester staple fibres mixed mainly with artificial staple fibres	209	159.289	1.822	484.216
5509520000	Oth yarn of polyester staple fibres mixed wool/animal hair	0	14.420	0	82.127
5509530000	Oth yarn of polyester staple fibres with cotton	57.849	654.768	157.768	1.298.334
5509590000	Oth yarn of polyester staple fibres other than mixed mainly	3.115	344.015	16.189	878.462
5509610000	Oth yarn of acrylic/modacrylic staple fbr mixed with wool/animal hair	0	80.099	0	759.035
5509620000	Oth yarn of acrylic/modacrylic staple fibre mixed with cotton	0	53.959	0	260.427
5509690000	Oth yarn of acrylic/modacrylic staple fibre oth thn cotton&animal hair	16.171	60.730	98.526	433.982
5509910000	Other yarn mixed mainly or solely with wool/animal fine hair	0	201	0	2.435
5509920000	Other yarn mixed mainly/solely with cotton	59	248	421	1.411
5509990000	Other yarn of synthetic staple fibres other than mix with animal hair&cotton	0	77.487	0	392.630
5510110000	Single yarn cont >=85% by weight of artificial staple fibres	121.573	351.207	343.074	1.248.623
5510120000	Multiple/cabled yarn cont.>=85% by weight of artificial staple fibres	0	50.810	0	265.390
5510200000	Oth yarn, mixed mainly/solely with cont>=85% of weight of artificial staple fbr	181	48.848	1.563	283.164
5510300000	Other yarn, mixed mainly/solely cont>=85% of weight of cotton	779	92.806	7.418	793.451
5510900000	Other yarn of artificial staple fibres cont>=85% of weight of cotton	11.480	298.582	57.930	1.557.236
5511100000	Yarn of synthetic staple fibres, cont.>=85% weight of such fibres	5.262	197.759	36.054	1.279.346
5511200000	Yarn of synthetic staple fibres, cont.<85% weight of such fibres	0	457	0	2.965
5511300000	Yarn of artificial staple fibres put up for retail sale	2.702	53.198	50.106	718.289
5512110000	Woven fabrics of synthetic staple fibre cont>=85% weight of polyester staple fbr	60.740	835.445	353.294	4.372.038
5512190000	Woven fabrics of synth staple fbr cont>=85% wght, oth than polyester staple fbr	272.335	1.953.959	1.452.001	11.144.437
5512210000	Woven fabrics of synthetic staple fibre cont>=85% weight of acrylic/mdcrylic	0	21.340	0	132.174
5512290000	Woven fabrics of synth staple fbr cont>=85% wght of oth thn acrylic/mdcrylic	4.842	178.312	31.939	1.444.749
5512910000	Oth woven fabrics of synth stple fibre cont>=85% weight of acrylic/mdcrylic	1.164	27.298	6.978	249.988
5512990000	Oth woven fabrics cont>=85% of wght of acrylic/modacrylic staple fibres	2.104	152.387	85.296	2.235.779
5513110000	Woven fabrics of polyester staple fibres plain weave <=85% mix w/cotton <170g/m	108.142	1.156.843	431.071	5.520.967
5513120000	3-thread /4-thread twill, incl twill polyester staple fibres <=85% w/cotton	4.433	90.918	24.117	642.785
5513130000	Oth woven fabrics of polyester staple fbr <=85% mixed wght <170 g/m of cotton fbr	29.487	185.035	275.584	1.927.147
5513190000	Oth woven fabrics <85% mixed cotton weight <170 g/m of cotton	84.423	470.791	325.715	2.056.452
5513210000	Dyed woven fabrics of polyester staple fibres, plain weave <85% of such fibres	123.097	2.111.911	871.849	12.919.613
5513230000	Oth dyed woven fabrics of polyester staple fibres <85%, cotton <170 g/m	28.069	643.078	223.692	4.527.056
5513290000	Oth woven fabrics <85% such fibres, mixed cotton <170 g/m	26.449	175.297	187.397	1.406.271
5513310000	Woven fabrics of yarn of diff color of polyester staple fibres, plain weave <85% fbrs	37.324	155.809	211.165	1.023.359
5513390000	Oth woven fabrics <85% of such fibres weight <170 g/m of cotton	31.973	455.247	190.025	2.819.040
5513410000	Printed polyester staple fibres, plain weave <85% of fbr, cotton >170 g/m	344.997	3.857.993	476.585	4.968.099
5513490000	Other woven fabrics <85% of fibres weight <170 g/m of cotton	140.858	948.790	396.859	3.620.990
5514110000	Woven fabrics of polyester staple fibres plain weave <=85%, cotton >170g/m	564	48.980	8.409	364.261
5514120000	Bleached or no, 3 or 4-thread twill, polyester staple fibres <85%, cotton >170g/m2	14.978	17.207	84.599	105.148
5514190000	Other woven fabrics <85% of fibres mixed weight >170g/m of cotton	572.383	4.342.167	1.988.074	21.714.622
5514210000	Dyed polyester staple fibres, plain weave staple fibres <85%, cotton >170 g/m, dyed	10.898	28.054	127.389	243.215
5514220000	Dyed, 3 or 4-thread twill, incl twill polyester staple fibres <85%, cotton >170g/m2	3.553	114.825	40.931	880.968
5514230000	Oth dyed woven fabrics of polyester staple fibre <85%, cotton >170 g/m, dyed	115.744	292.183	772.704	1.688.008
5514290000	Other woven fabrics <85% of fibres mixed weight >170g/m of cotton, dyed	57.028	572.975	594.726	5.460.373
5514300000	Woven fabrics of synth stple fibre <85%, cotton >170 g/m, diff color	30.180	41.480	148.964	198.160
5514420000	Print 3-thread/4-thread twill, incl twill polyester staple fibres <85%, cotton >170g/m	0	104.932	0	625.268
5514430000	Oth printed woven fabrics of polyester staple fibres <85%, cotton >170 g/m	0	33.944	0	129.888
5514490000	Other printed woven fabrics <85% such fibres, weight >170 g/m of cotton	195.364	451.317	1.241.911	2.932.492
5515110000	Oth woven fabrics of synth stple fibres of polyester staple fbr mixed w/viscose rayon	169.255	2.656.761	1.298.567	19.963.057
5515120000	Oth woven fabrics of synth stple fibres of polyester staple fbr mixed w/m-made filament	23.481	224.998	304.671	1.960.894
5515130000	Oth woven fabrics of synth stple fibres of polyester staple fbr mix w/wool/animal hair	25.219	295.492	315.838	4.065.501
5515190000	Other woven fabrics of synth stple fibres of other polyester staple fibres	123.724	1.501.706	1.058.913	10.596.080
5515210000	Oth woven fabrics of acrylic/modacrylic mixed/solely with man-made filament	231	4.898	1.933	87.069
5515220000	Oth woven fabrics of acrylic/modacrylic mixed/solely w/wool/fine animal hair	0	6.552	0	121.643
5515290000	Oth woven fabrics of acrylic/modacrylic mixed/other than man-made filament/wool	71	80.464	1.342	715.727
5515910000	Oth woven fabrics mixed mainly/solely man-made filaments	4	42.654	43	697.367
5515990000	Oth woven fabrics mixed mainly/solely with other than man-made filament/wool	22.499	577.738	195.687	5.328.269
5516110000	Unbleached/bleached woven fabrics of artificial staple fibre; weight >=85%	14.975	219.579	122.000	1.509.020
5516120000	Dyed fabrics of artificial staple fibre; weight >=85% of artificial staple fibres	2.292	221.421	30.388	1.371.923
5516130000	Woven fabrics of yarns of diff color weight >=85% of artificial staple fibres	2.388	7.007	27.399	89.060
5516140000	Printed woven fabrics of yarns of diff color; wght >=85% of artificial staple fibres	46.779	158.440	446.519	1.445.577
5516210000	Unbleached woven fabrics of artificial staple fibre mix m-m-f; weight <85%	1.205	22.758	14.412	252.464
5516220000	Dyed woven fabrics of artificial staple fibre mix m-m-f; weight <85%	6.614	213.939	75.094	2.463.273
5516230000	Woven fabrics of yarn of diff color artificial staple fibre; weight <85%	1.318	4.780	10.923	61.199
5516310000	Unbleached woven fabrics of artificial staple fibre mixed w/wool; weight <85%	0	1.181	0	8.969
5516320000	Dyed woven fabrics of artificial staple fibre mixed with wool; weight <85%	0	1.573	0	16.239
5516330000	Woven fabrics of yarn of diff color staple fibre mixed with wool; weight <85%	0	132	0	396
5516340000	Printed woven fabrics of staple fibre mixed with wool; weight <85%	0	2.675	0	32.921
5516410000	Unbleached woven fabrics of artificial staple fibre mixed cotton; weight <85%	0	43.505	0	464.212
5516420000	Dyed woven fabrics of artificial staple fibre mixed with cotton; weight <85%	0	6.908	0	169.727

I.3. IMPOR MENURUT KOMODITI / IMPORT BY HS COMMODITY
***** OKTOBER / OCTOBER 2008 *****

HS	Uraian Komoditi Commodity Description	Berat Bersih / Net Weight (Kg)		Nilai / Value C.I.F (US\$)	
		Bulan ini	Kumulatif	Bulan ini	Kumulatif
		Current Month	Cum.Jan. to date	Current Month	Cum.Jan. to date
5516430000	Woven fabrics of yarn of diff colorsmixed with cotton;weight<85%	12.339	46.681	46.069	243.614
5516440000	Printed woven fbrcs of artifical staplefibre mixed with cotton;weight<85%	0	115	0	488
5516910000	Other un/bleached woven fabrics of staple fbr mixed w/cotton;weight<85%	26.416	34.988	223.924	290.628
5516920000	Other dyed woven fabrics of artificialstaple fibre mixed cotton;weight<85%	46.569	194.787	400.450	1.866.397
5516930000	Oth woven fabric of yarn of diff colorsstaple fibre mixed cotton;weight<85%	0	2.823	0	58.501
5516940000	Other printed woven fabrics of artificalstaple fibre mixed cotton;weight<85%	11.620	25.427	95.994	204.981
5601100000	Sanitary towels & tampons, napkinsliners for baby&similar sanitary article	570	52.660	5.394	378.614
5601210000	Wadding & its articles of man-madefibres	3.342	43.423	2.750	398.670
5601221000	Wrapped cigarette tow of man-madefibres	173	57.004	2.159	225.217
5601229000	Other wrapped cigarette tow of man-made fibres	134	20.148	2.359	156.387
5601290000	Wrapped cigarette tow of other thanman-made fibres	65.231	738.921	853.177	2.367.071
5601301000	Polyamide fibre flock of waddingmaterial not exeeding 5 length.	7.864	87.771	19.284	339.629
5601309000	Textile flock & dust mill neps otherthan polyamide fibre flock;<=5 flock	9.582	77.917	140.539	1.307.309
5602100000	Needleloom felt & stitch-bonded fibrecovered/laminated.	16.795	220.207	172.084	2.573.361
5602210000	Oth felt of wool/fine animal hair,notimpregnated,coated,covered	38	2.078	1.281	325.793
5602290000	Oth felt of oth textile materials,notimpregnated,coated,covered	952	14.000	17.805	184.095
5602900000	Felt, oth thn needleloom&oth felt notimpregnated, coated, covered	14.047	200.899	39.788	994.900
5603110000	Non woven of man-made filament, notimpregnated,covered/laminated;wght<=25g/m	522.405	4.530.028	1.896.739	15.438.820
5603120000	Non woven of m-m-f, not imprgnated,covred/lminated; 25g/m<weight<70g/m	390.922	5.176.364	1.807.631	21.866.009
5603130000	Non woven of m-m-f, not imprgnated,covred/lminated; 70g/m<weight<150g/m	350.296	2.983.773	1.206.974	9.619.617
5603140000	Non woven of m-m-f, not imprgnated,covered/laminated; weight>150g/m	223.523	2.510.412	1.190.133	11.573.172
5603910000	Non woven of other, weight<=25g/m2	216.199	3.923.282	689.369	7.005.825
5603920000	Non woven of other25g/m2 < weighing =<70g/m2	108.100	1.799.244	489.493	5.723.125
5603930000	Non woven of other70g/m2 < weighing =<150g/m2	10.271	267.857	152.649	1.794.480
5603940000	Non woven of other, weight<=150g/m2	166.357	1.656.873	1.385.176	8.447.942
5604100000	Rubber thread & cord, textile coveredand the like head 5404/5405	67.596	897.864	363.733	4.154.480
5604900000	Oth thn rubber thread&cord, textilecovered&the like head 5404/5405	104.095	1.488.274	213.649	3.039.889
5605000000	Metallised yarn, whether/not gimped,metallised yarn, whether/not gimped,	35.409	579.622	99.745	1.798.006
5606000000	Gimped yarn, strip & the like of headgimped yarn, & strip & the like of headi	130.315	2.612.171	208.551	4.046.000
5607210000	Binder/baler twine of sisal/othertextile fibres of genus agave	13.842	45.924	105.399	523.933
5607290000	Othr binder/baler twine of sisal/othertextile fibres of genus agave	41.981	757.742	122.265	1.812.514
5607410000	Binder/baler twine of polyethylene/polypropylene	862	28.953	13.527	274.448
5607490000	Gimp yarn,oth thn binder/balertwine,of polyethyln/polypropyln	735.406	5.645.984	839.080	5.963.060
5607501000	V-belt cord of man-made fibres treatedresorcinol formaldehyde>=10000 dec	21.891	207.703	250.986	1.937.299
5607509000	V-belt cord of othr synth fbrcs treatedmeasuring more than 10,000 decitex	86.514	924.826	897.316	9.047.174
5607901000	Other gimped yarn, of artificialfibres, like of heading 5404/5405	207	13.867	2.305	206.056
5607902000	Other gimped yarn, of abaca/othhard fbrcs,like of headng 5404/5405	236	3.405	3.903	16.754
5607909000	Other gimped yarn, oth thn of abacaand artificial fibres	140.541	1.561.011	261.952	3.283.213
5608110000	Made up fishing net of man-made textilematerials	549.233	3.051.076	598.077	3.767.072
5608192000	Net bags of man-made textile material	6.789	72.726	29.734	305.614
5608199000	Knotted of twine,oth than man-madetexti. matr.,fishg net&net bags	6.470	219.772	36.721	491.103
5608900000	Other knotted of twine,cordage/ropemade up fishg net and oth	32.625	462.965	122.422	1.488.636
5609000000	Articles of yarn,strip,the like of head5404/5405,twine,cordage,rope/cable	104.510	1.573.559	327.777	4.843.216
5701100000	Articles of yarn,like of head. 5404/5405,of wool/fine animal hair	108	56.478	1.203	384.450
5701901000	Articles of yarn,like of head. 5404/5405,of cotton, oth text.matr.	9.115	37.629	4.781	56.186
5701909000	Articles of yarn,like of head. 5404/5405,oth than cotton, oth text.matr.	7.340	39.203	15.022	54.193
5702100000	Kelem,schumacks,karamanie&smilarhand-woven rugs, not tufted/flocked	0	1.606	0	15.679
5702200000	Floor covering of coconut fibres (coir)not tufted/flocked	9.226	37.828	5.941	24.334
5702310000	Floor cov of pile construct of wool/fineanimal hair,not made up, not tufted/floc	184	4.182	334	11.355
5702320000	Floor cov of pile construct of man-madetext mat, not made up,not tufted/flocked	1.444	46.934	1.255	84.947
5702399000	Floor cov of pile construct of othertextile materials, not made up,not tuft	9.148	80.016	19.545	268.608
5702410000	Oth floor cov.of pile construct made up,of wool of fine animal hair	3.528	22.093	4.116	219.524
5702420000	Oth floor cov.of pile construct made up,of man-made textile matrils	307.678	3.174.179	472.136	3.985.490
5702491000	Oth floor cov.of pile construct made up,of cotton,oth textile matrils	477	6.499	2.091	11.861
5702492000	Oth floor cov.of pile construct made up,of jute fibres,oth textile matrils	0	7.898	0	21.362
5702509000	Oth floor cov.not of pile construct, notmade up,oth thn cotton&jute fibres	0	46.301	0	83.858
5702910000	Oth floor cov.not of pile construct,made up,of wool/fine animal hair	0	1.717	0	2.160
5702920000	Oth floor cov.not of pile construct,made up,of man-made textl matrils	0	151.874	0	227.564
5702991000	Oth flr cov.not of pile cnstrct,made upof cotton,oth textile matrils	72.642	101.805	36.143	146.968
5702999000	Oth flr cov.not of pile cnstrct,made upoth thn cttn&jute fibres,oth txtl mtrils	7.220	46.970	25.407	69.577
5703100000	Carpet&oth txtl flr cov.,tufted, whthr/not made up,of wool/fine anim.hair	6.789	24.099	5.650	59.962
5703200000	Carpet&oth txtl flr cov.,tufted, whthr/not made up,of nylon/oth plyamid	86.057	749.997	331.886	1.419.058
5703300000	Carpet&oth txtl flr cov.,tufted, whthr/not made up,of oth man-md-txtl mtrils	314.698	2.286.994	3.968.932	8.247.276
5703901000	Carpet&oth txtl flr cov.,tufted, whthr/not made up,of cotton,oth textile matrils	56.647	427.616	73.554	465.637
5703909000	Carpet&oth txtl flr cov.,tufted, whthr/nt md up,not cttn&jute fbr,oth txtl mtrl	15	59	150	223
5704100000	Tiles, having a surface <=0,3m,felt,notufted/flocked,made up/not	0	128.838	0	544.970
5704900000	Tiles, having a surface >0,3m,felt,nottufted/flocked,made up/not	196.957	1.975.983	300.431	2.866.655
5705100000	Oth carpet&oth txtl flr cov.,whthr/not made, of cotton	907	16.056	5.255	82.074
5705200000	Oth carpet&oth txtl flr cov.,whthr/not made, of jute fibres	1.928	1.928	23.225	23.225
5705900000	Oth carpet&oth txtl flr cov.,whthr/not made,oth thn cotton&fibres	178.056	2.004.562	205.355	2.513.153
5801100010	Woven pile&chenille fbrc,of wool/fine animals hairs,melton cloth(tennis)	5.735	226.829	42.268	2.144.410
5801100090	Woven pile&chenille fbrc,of wool/fine anml hairs,oth melton cloth(tennis)	11.356	163.692	56.669	671.443
5801210000	Uncut weft pile fabrics of cotton otherthan fabrics of head 5802/5806	528	23.677	5.372	176.573

I.3. IMPOR MENURUT KOMODITI / IMPORT BY HS COMMODITY
***** OKTOBER / OCTOBER 2008 *****

HS	Uraian Komoditi Commodity Description	Berat Bersih / Net Weight (Kg)		Nilai / Value C.I.F (US\$)	
		Bulan ini	Kumulatif	Bulan ini	Kumulatif
		Current Month	Cum.Jan. to date	Current Month	Cum.Jan. to date
5801220000	Cut corduroy of cotton oth than fabricof head 5802/5806	27.095	998.494	100.463	6.740.599
5801230000	Oth weft pile fabrics of cotton oth thnfabrics of head 5802/5806	1.566	65.303	10.548	475.998
5801250000	Warp pile fabrics of cotton, cut, otherthan fabrics of head 5802/5806	3.090	42.882	34.887	355.370
5801260000	Chenille fabrics of cotton other thanfabrics of head 5802/5806	0	7	0	1.098
5801310000	Uncut weft pile fbrcs of man-made fbrsother than fabrics of head 5802/5806	0	234	0	3.872
5801320000	Cut corduroy of man-made fibres otherthan fabrics of head 5802/5806	107	65.704	764	435.872
5801330000	Oth weft pile fabrics of man-made fbrsother than fabrics of head 5802/5806	0	11.246	0	88.200
5801340000	Warp pile fbrcs, epingle(uncut) of man-made fbrs othr thn fbrnc of head 5802/06	0	38	0	686
5801350000	Warp pile fabrics of man-made fbrs,cut,other than fabrics of head 5802/5806	6.223	96.010	49.000	839.132
5801360000	Chenille fabrics of man-made fribresother than fabrics of head 5802/5806	17	9.066	127	87.827
5801901000	Othr carpet & text floor covrng of silkthan fabrics of head 5802/5806	0	2.659	0	43.190
5801909000	Othr carpet & text floor covrng of oththan silk/fabrics of head 5802/5806	48.986	668.264	188.977	2.797.612
5802110000	Unbleachd terry towelling&smlar wovenfabrcs of cotton othr than head 5806	522	86.935	3.666	539.008
5802190000	Bleachd terry towelling&smlar wovenfabrcs of cotton othr than head 5806	2.594	228.112	15.105	1.522.838
5802200000	Terry towelling & imilar ofotr textilemat fabrcs of cotton othr than head 5806	585	24.288	7.584	132.052
5802300000	Tufted textile fabrics of cotton otherthan fabrics of head 5806	0	76.206	0	547.480
5803001000	Gauze, oth thn narrow fbrcs of heading58.06, of cotton	55.532	399.289	797.528	5.577.269
5803009000	Gauze, oth thn narrow fbrcs of heading58.06, oth thn cotton	2.413	42.276	31.114	382.680
5804101000	Tulles & other net fabrics of silk,notincl woven fabrics of head 6002 to 6006	2.410	62.432	29.388	654.575
5804102000	Tulles & other net fbrcs of cotton,notincl woven fabrics of head 6002 to 6006	647	14.176	14.262	182.342
5804109000	Tulles&oth net fbrnc oth than silk/cottoninc woven fabrics of head 6002 to 6006	38.534	375.925	271.996	3.056.201
5804210000	Mechanically made lace of man-made fbrsexcl fabrics of head 6002 to 6004	21.993	330.546	404.728	8.775.611
5804290000	Mechanically made lace of oth textilemat. excl fabrics of head 6002 to 6004	31.227	474.715	700.108	8.204.016
5804300000	Mechanically hand-made lace excl.fabricof head 6002 to 6004	8	84.398	152	433.762
5805001000	Hand-woven tapestries of cotton, whetheror not made up	9.121	23.506	13.820	143.045
5805009000	Hand-woven tapestries of other thancotton, whether/not made up	253	10.033	18.876	110.541
5806101000	Woven pile fabrics of silk other thangoods of head 5807	27.794	158.358	183.162	1.949.465
5806102000	Woven pile fabrics of cotton otherthan goods of head 5807	5.754	62.951	55.326	596.910
5806109000	Woven pile fabrics of other than silk/cotton other than goods of head 5807	11.671	93.871	77.511	745.796
5806200000	Oth woven fabrics;weight>=5% of elasto-meric yarn/thread	119.019	1.642.450	1.497.269	21.561.245
5806311000	Narrow woven fabrics of cotton for mfgof inkd ribbon oth thn goods of head 580	7.207	66.728	89.550	717.525
5806312000	Backing for electrical insulating paperother than good of head 5807	830	4.908	33.008	178.468
5806313000	Slide fastener ribbons;width<=12mmother than good of head 5807	0	1.050	0	24.846
5806314000	Webbings used in covering piping, polesand the like but goods of head 5807	65	513	929	5.429
5806319000	Other woven fabrics excluding goods ofhead 5807	14.219	182.715	224.761	1.873.132
5806321000	Narrow woven fabrics of man-made fibresfor seat belt webb excl goods of head 5	102.806	642.047	502.144	2.853.265
5806322000	Slide fastener ribbon;width<=12mm of mfor seat belt webb excl goods of head 5	93	13.712	1.253	120.437
5806323000	Webbings used in covering piping, poles,other than good of head 5807	0	939	0	20.928
5806329000	Woven fbrcs of oth than cotton/man-madefbr other than goods of head 5807	231.879	2.040.495	1.732.253	16.082.972
5806391000	Woven fabrics of silk other than goods of head 5807	10.473	60.372	113.320	627.953
5806399010	Woven fbrnc for covering,piping, poles,other than goods of head 5807	0	1.313	0	10.180
5806399020	Narrow woven fabrics for mfg of ribbonstypewrtr, no ink oth than good of head	1.415	8.751	13.520	78.358
5806399030	Narrow fabrics used for slide fastener;width<=12mm	6	1.691	76	18.909
5806399090	Narrow fabrics used for slide fastener;width>12mm	4.206	57.371	57.759	557.447
5806400000	Fabrics consist of warp without assblby means of an adhesive	271	8.076	1.432	48.448
5807100000	Labels,badges, similar mat of woven,inpiece,strip,shape/size,not embroidere	553.727	4.656.124	5.209.420	44.414.993
5807900010	Labels,badges, similar mat of non wovenfbr in piece,strip,shape/size,not emb	36.609	1.023.010	341.977	8.748.587
5807900090	Labels,badges, similar mat of oth wovenfbr in piece,strip,shape/size,not emb	57.393	728.014	647.926	6.510.696
5808101000	Braid in the piece combined with rubberthreads, without embroidery, not knit/cr	2.008	53.182	61.451	609.250
5808109000	Braids not in the piece combined withthreads, without embroidery, not knit/cr	1.602	13.647	13.018	226.301
5808901000	Oth braids combined with rubber threadswithout embroidery, not knittd/crocheted	153.583	438.715	1.520.690	4.072.345
5808909000	Oth braid combined with oth than rubberthreads, without embroidery, not knit/cr	3.223	199.374	65.520	882.376
5809000000	Woven fabrics of metal thread & wovenfabrics of metallised yarn of head 5605	692	104.346	8.343	852.245
5810100000	Embroidery without visible ground,in piein strip motifs	670	13.816	28.594	188.802
5810910000	Embroidery of cotton, without visiblegorund in piece,in strip motifs	88.226	347.858	1.312.253	5.647.549
5810920000	Embroidery of man-made fibres, withoutvisible goround,in piece,in strip motifs	19.687	238.192	282.510	3.903.922
5810990000	Embroidery of other textile material,visible goround,in piece,in strip motifs	13.025	1.030.629	169.438	9.750.000
5811000000	Quilted textile prods in the piece,with mat aseembld othr than embrdry of 5	68.013	621.620	548.137	5.152.141
5901100000	Textile fabrics coated w/gum/amylaceused for covers books and the like	5.613	31.958	22.655	262.016
5901901000	Textile fabrics coated w/gum/amylacefor tracing cloth	89.774	188.087	62.259	176.577
5901902000	Textile fabrics coated w/gum/amylaceprepared painting canvas	4.289	23.836	5.699	85.750
5901909000	Textile fabrics coated w/gum/amylacefor other than tracing cloth/paintg c	20.467	473.479	125.867	2.730.655
5902101000	Chafer canvas type of nylon/oth poly-amides, high tenacity, rubberised	152.048	1.123.517	719.197	5.273.048
5902109000	Chafer canvas type of nylon/oth poly-amides, high tenacity, not rubberised	993.791	10.020.195	4.436.398	44.005.720
5902202000	Chafer canvas type of polyester, highnylon, tenacity, rubberised	8.995	26.733	88.431	278.978
5902209000	Chafer canvas type of polyester, highnylon, tenacity, not rubberised	244.943	2.205.761	1.047.031	9.110.774
5902900000	Tyre cord fabric of high tenacity yarn,oth thn nylh/oth polymd&polyst	248.917	330.106	328.051	747.959
5903100000	Textile fabrics impregnat,coat,coverwith polyvinyl chloride	1.216.833	22.355.893	1.950.153	27.715.361
5903200000	Textile fabrics impregnat,coat,coverwith polyurethane	552.374	5.577.967	4.652.267	44.156.603
5903901000	Impregnated textile fbrcs of nylon canvcoated with plastics oth than of head 59	55.514	518.336	635.792	5.120.929
5903909000	Oth imprgntd text fbrnc of oth han nyloncanvas coated w/plastic oth thn of head	269.339	2.313.582	1.994.276	20.336.751
5904100000	Linoleum, cut to shape/not,coatingapplied on textile backing	0	1.458	0	23.406
5904900000	Oth linoleum, cut to shape/not,coating applied on textile backing	2.791	5.737	2.238	71.166

I.3. IMPOR MENURUT KOMODITI / IMPORT BY HS COMMODITY
***** OKTOBER / OCTOBER 2008 *****

HS	Uraian Komoditi Commodity Description	Berat Bersih / Net Weight (Kg)		Nilai / Value C.I.F (US\$)	
		Bulan ini	Kumulatif	Bulan ini	Kumulatif
		Current Month	Cum.Jan. to date	Current Month	Cum.Jan. to date
5905000000	Textile wall coverings,textile wall coverings.	11.468	162.208	13.153	213.096
5906100000	Adhesive tape;width<=20cm, oth than ofheading 5902	25.586	138.535	447.801	1.713.467
5906910000	Knitted/crocheted linoleum, whetherof not to shape	43.893	793.683	237.378	4.905.431
5906991000	Linoleum for hospital rubber sheeting,whether/not cut to shape.	66	678	450	6.712
5906999000	Linoleum not for hospital rbr sheetinwhether/not cut to shape.	127.998	1.006.572	302.776	2.216.243
5907001000	Fabrics impregnated,coated/covered oilof oil-based preparation	58	63.688	3.143	574.880
5907003000	Textile fbrcs impregnated, coated/covrwith fire resistant chemical	0	25	0	424
5907004000	Fabrics imprgntd,coated/covered flockvelvet, the entire surface of textile fl	3.623	38.222	26.000	192.537
5907005000	Fabrics impregnated,coated/covered wax.bitumen/similar product	0	39	0	472
5907006000	Fabrics impregnated,coated/covered othematerials	35.544	257.747	84.259	700.100
5907009000	Othe textile fabrics not impregnated,covered with other materials	2.847	93.177	81.103	1.534.916
5908001000	Wick; incandescent gas mantleswhether/not impregnated	98	18.066	8.930	114.066
5908009000	Textile oth than wick; incandescent gasmantles, whether/not impregnated	62	15.169	455	102.245
5909001000	Fire hoses and similar textile tubing	27.850	474.764	105.482	1.757.321
5909009000	Othe textile hosepipng & similartextile tubing	2.225	639.820	61.489	1.674.541
5910000000	Transmssn/convyr belts/belting,of textl matr, whether/not impregnated,	7.795	213.888	284.319	2.587.734
5911100000	Textile fabrics, felt&felt-lined wovencoated with rubber,leather/oth materi	4.777	689.899	25.942	9.549.273
5911200000	Bolting cloth, whether/not made up	6.056	39.579	119.833	901.180
5911310000	Textile fabrics&felts;weight< 650 g/m,in making/similar machinenery	3.790	97.398	974.318	9.201.043
5911320000	Textile fabrics&felts;weight>= 650 g/m,in making/similar machinenery	63.015	674.318	3.106.210	33.114.152
5911400000	Straining cloth of a kind used in oilor the like incl that of hair	0	7.001	0	81.247
5911901000	Textile packings & gaskets used inmaking/similar machinery	2.556	30.889	28.003	462.235
5911909000	Othe than textile packings & gasketsused in making/similar machinery	85.356	1.526.512	1.319.158	13.346.019
6001101000	Unbleached long pile, knitted/crocheted,mercerised	12.982	391.252	129.128	2.310.703
6001109000	Bleached long pile, knitted/crocheted,not mercerised	4.770	247.649	36.404	2.373.113
6001210000	Looped pile fabrics of cotton,knitted/crocheted	69.612	1.122.441	440.260	6.658.431
6001220000	Looped pile fabric of man made fibre,knitted/crocheted	934	397.431	22.725	3.148.447
6001290000	Looped pile fabric of oth textls matrsl,knitted/crocheted	1.546	186.671	12.686	255.794
6001910000	Oth pile fabrics, of cotton,knitted/crocheted	10.847	648.371	110.273	3.882.768
6001921000	Oth pile fabrics, of man made fibres,unbleached	4.328	88.929	36.574	871.316
6001929000	Oth pile fabrics, of man made fibres,oth than unbleached	83.702	1.068.386	400.535	6.061.038
6001991000	Unbleached fabrics of othe textilematerials,not mercerised	0	28.718	0	210.354
6001999000	Bleached fabrics of othe textilematerials,not mercerised	8.170	490.670	85.075	2.669.338
6002400000	Knit/croch fbrcs;weight>5% of elastomeyarn,no rubber thread, oth than of head	343.711	3.364.918	2.482.399	25.734.774
6002900000	Knit/croch fbrcs;weight<5% of elastomeyarn,no rubber thread, oth than of head	1.280.133	16.293.692	10.127.803	133.460.883
6003100000	Knit/croc fbrcs of wool/fine annalhair, width<=30cm oth than 6001/6002	545	58.886	2.693	402.550
6003200000	Knit/crocheted fabrics of cottonwidth<=30cm oth than 60.01/60.02	53.648	657.833	259.632	3.607.165
6003300000	Knit/crocheted fabrics of syntheticfibr, width<=30cm oth than 6001/6002	87.013	564.650	881.836	4.623.464
6003400000	Knit/crocheted fabrics of artificialwidth<=30cm oth than 60.01/60.02	1.760	7.451	23.964	75.208
6003900000	Othr knit/croc fabrics, width<=30cmoth than 60.01/60.02	71.111	745.630	507.952	5.162.214
6004101000	Knitted swimwear fabric;weight 80%synth yarn; 20% elastic yarn	676.272	6.197.029	6.392.053	52.174.879
6004109000	Knitt/crochet fabr, width<=30cmcon.>20%, oth thn of heading 6001	519.488	7.941.078	4.483.994	40.759.967
6004900000	Othe knitted/crocheted fabrics; width<=30cm othe than of heading 6001	157.844	1.735.936	1.653.874	17.074.786
6005210000	Warp knit fabrics of cotton othe thanof heading 60.01-60.04	7.036	510.429	51.566	3.111.969
6005220000	Dyed warp knit fabrics of cotton othethan of heading 60.01-60.04	69.275	914.416	412.858	5.523.267
6005230000	Warp knit fabrics of yarn of diff coloroth than of heading 60.01-60.04.	11.314	14.376	77.672	107.263
6005240000	Printed warp knit fabrics of cotton oththan of heading 60.01-60.04	78.257	337.218	627.564	3.409.381
6005311000	Wrp knit fbr,of synthtc,bleach/no,swimwer,of polyester&polybutylene	2.236	604.354	62.407	3.590.711
6005319000	Wrp knit fbr,of synthtc,bleach/no,oth thn swimwr,of polystr&polybutyln	359.726	3.360.167	2.251.926	20.863.839
6005321000	Warp knit fabr,of synthtc,dyed,swimwer,of polyester&polybutylene	5.284	157.052	40.779	852.387
6005329000	Warp knit fabr,of synthtc,dyed,oth thn swimwr,of polystr&polybutyln	306.213	2.618.822	2.324.972	19.594.064
6005331000	Wrp knit fbr,of synthtc,yarn diff clr,swimwer,of polyester&polybutylene	1.060	1.067	1.940	2.035
6005339000	Wrp knit fbr,of synthtc,yarn diff clr,oth thn swimwr,of polystr&polybutyln	175.198	975.346	1.495.128	10.540.777
6005341000	Warp knit fabr,of synthtc,printed,swimwer,of polyester&polybutylene	0	1.951	0	17.246
6005349000	Warp knit fabr,of synthtc,printed,oth thn swimwr,of polystr&polybutyln	0	21.000	0	189.374
6005410000	Warp knit fabrics of artifical fibres ofthan of heading 60.01-60.04	880	14.914	6.814	106.802
6005420000	Dyed warp knit fabrics of artifical fibroth than of heading 60.01-60.04.	0	23.389	0	184.050
6005430000	Warp knit fbr,of artfcl fbrs yarn ofdiff clr,oth than of heading 60.01-60.04	0	2.289	0	14.753
6005900000	Oth warp knit fabrics oth than ofheading 60.01-60.04	81.616	1.550.402	525.884	8.522.796
6006100000	Oth knit/crochtd fbrcs of wool/fineanimal hair oth than of head 6001-6004	15.132	305.516	88.120	2.303.697
6006210000	Oth knit/crochtd fbrcs of cottonoth than of heading 60.01-60.04.	229.495	1.204.076	1.914.054	8.916.144
6006220000	Oth dyed knit/crochtd fbrcs of cottonoth than of heading 60.01-60.04.	1.254.796	15.229.019	9.227.988	98.598.383
6006230000	Oth knit/crochtd fbrcs of yarn of difcolor oth than of heading 60.01-60.04	36.470	447.824	237.640	2.832.974
6006240000	Oth printed knit/crochtd fbrcs ofcotton oth than of heading 60.01-60.04.	8.686	651.188	84.659	4.387.550
6006311000	Oth warp knit fbrcs of nylon fibr meshfor as a backng material for mosaic tile	9.474	136.878	90.264	1.064.210
6006319000	Oth warp knit fbrcs of oth than ofheading 60.01-60.04.	33.151	454.600	432.677	4.127.581
6006321000	Dyed nylon fibre mesh for use as backngmat for mosaic tiles oth than head 6001	335.477	4.540.849	2.369.374	30.116.574
6006329000	Oth dyed nylon fibres material formosaic tiles oth than head of 6001-6004	200.652	2.465.118	2.282.045	19.065.044
6006330000	Oth knittd/crochetd fabr synthtc,of yarn of diff colors	2.583	64.254	26.214	1.234.252
6006340000	Oth knittd/crochetd fabr synthtc,printed	47.581	227.250	537.259	2.206.651
6006410000	Oth warp knit fabrics of artificalfibres oth than of heading 60.01-60.04.	36	58.801	619	529.837
6006420000	Oth dyed warp knit fabrics of artifical fibres oth than of head 60.01-60.04	136.342	1.479.658	1.023.652	12.217.443
6006440000	Oth warp knit fabrics of artificalfibres printed oth than of head 60.01-60	9.228	287.835	101.475	1.933.732

I.3. IMPOR MENURUT KOMODITI / IMPORT BY HS COMMODITY
***** OKTOBER / OCTOBER 2008 *****

HS	Uraian Komoditi Commodity Description	Berat Bersih / Net Weight (Kg)		Nilai / Value C.I.F (US\$)	
		Bulan ini Current Month	Kumulatif Cum.Jan. to date	Bulan ini Current Month	Kumulatif Cum.Jan. to date
6006900000	Oth warp knit fabrics oth than of artcial fibres oth than of head 6001-6004	295.354	4.420.140	1.730.832	29.732.460
6101200000	Male's wear of cotton oth than ofhead 61.03	406	46.166	14.344	460.087
6101300000	Male's wear of man-made oth thanof head 61.03	133	20.746	7.651	86.101
6101900000	Male's wear of oth textile materialoth than of head 61.03	3.926	37.127	63.224	296.919
6102100000	Female's wear of wool/fine animalhair knitted/crocheted oth than of he	19	1.943	1.280	56.814
6102200000	Female's wear of cotton,knitted/crocheted oth than of head 6104	11.866	28.034	37.544	330.746
6102300000	Female's wear of man-made fibres,knitted/crocheted oth than of head 61	384	1.662	10.379	44.444
6102900000	Female's wear of oth textile materials,knitted/crocheted oth than of head 61	6.896	35.151	137.718	334.402
6103100000	Mens/boys suits(oth thn swimwr)knitted/crocheted	9.963	43.360	12.151	342.271
6103220000	Male' ensembles of cotton	0	4.553	0	31.525
6103230000	Male' ensembles of synthetic fibres	0	10.878	0	33.211
6103290000	Men/boy ensembl of oth textls matrls(oth thnswimwr)knitt/crochet	0	4.964	0	35.669
6103310000	Male's jackets & blazers of wool/fineanimal hair	64	82	5.479	7.804
6103320000	Male's jackets & blazers of cotton	3.912	20.083	32.099	95.984
6103330000	Male's jackets & blazers of syntheticfibres	17	3.280	520	61.020
6103391000	Male's jackets & blazers of ramie,linenor silk	0	7	0	905
6103399000	Male's jackets & blazers of oth textilmaterials	439	6.302	4.510	58.407
6103410000	Male's trousers,bib&brace overall,breeches&shorts of wool/fine animal hair	2.640	7.705	1.846	13.473
6103420000	Male's trousers,bib&brace overall,breeches&shorts of cotton	5.172	74.245	64.822	404.652
6103430000	Male's trousers,bib&brace overall,breeches&shorts of synthetic fibres	2.718	14.879	17.348	193.337
6103490000	Men/boy trousr,bib&brace overll,breech&short of oth textl matrl,knitt/crochet	13.185	51.589	115.390	270.685
6104130000	Female's suits of synthetic fibres	4.686	7.742	9.928	18.623
6104192000	Women/girl suits,of cotton synthtcfibres,of oth textl matrl,knitt/crochet	3.325	57.760	6.558	109.135
6104199000	Female's suits of oth textile material	29.698	84.268	432.357	775.308
6104220000	Female's ensembles of cotton	1.246	11.463	2.404	21.299
6104230000	Female's ensembles of synthetic fibres	649	4.146	1.697	9.011
6104290000	Womens/girls ensembles,of oth textl matrl,knitted/crocheted	760	1.223	6.993	14.994
6104310000	Female's jackets & blazers of wool/fine animal hair	9	108	1.148	12.627
6104320000	Female's jackets & blazers of cotton	14.443	33.756	37.339	103.232
6104330000	Female's jackets & blazers of syntheticfibres	865	2.616	6.130	39.448
6104390000	Women/girl jackets&blazers,of oth textl matrl,knitt/crochet	219	18.221	14.531	48.182
6104410000	Dresses of wool/fine animal hair, knitted/crocheted	170	1.809	11.908	49.121
6104420000	Dressed of cotton	5.337	64.166	36.777	473.779
6104430000	Dressed of synthetic fibres	29.074	66.029	101.902	319.321
6104440000	Dressed of artificial fibres	802	8.259	35.396	437.744
6104490000	Dresses of other textile materials	1.936	9.159	31.087	199.286
6104510000	Female's skirts & divided skirt of woolor fine animal hair	0	2	0	1.042
6104520000	Female's skirts & divided skirts ofcotton	31.640	127.941	101.796	308.989
6104530000	Female's skirts & divided skirts ofsynthetic fibres	1.896	19.773	15.412	82.523
6104590000	Women/girl skirts&devided skirts,of oth textl matrl,knitt/crochet	5.758	11.171	115.217	145.959
6104610000	Female's trousers, bib & brace overallsbreeches & shorts of fine animal hair	18	71	327	10.182
6104620000	Female's trousers, bib & brace overallsbreeches & shorts of cotton	78.767	441.510	266.797	1.286.361
6104630000	Female's trousers, bib & brace overallsbreeches & shorts of synthetic fibres	18.662	100.331	80.301	338.324
6104690000	Womn/girl trousr,bib&brace overll,brh&short f oth textl matrl,knitt/crochet	9.359	60.906	22.579	354.326
6105100000	Male's wear of cotton, knitted/crocheted	43.564	529.665	346.371	4.516.106
6105201000	Male's wear of synthetic fibres, knittedor crocheted	20.010	96.129	70.115	606.483
6105202000	Male's wear of artificial fibres, knitteor crocheted	0	135	0	7.667
6105900000	Men/boy shirts of oth textls matrls,knitt/crochet	29.471	103.222	418.030	655.578
6106100000	Female's wear of cotton, knitted/crocheted	312.431	1.945.174	1.255.918	8.605.920
6106200000	Female's wear of man-made, knittedor crocheted	31.523	113.043	103.233	773.043
6106900000	Womn/girl blous,shirt&shirtblous,oth textl matrl,knitt/crochet	38.200	137.541	444.110	1.579.050
6107110000	Male's underpants & briefs of cotton	17.517	104.671	109.239	975.819
6107120000	Male's underpants & briefs of man-madefibres	11.749	102.365	53.677	297.331
6107190000	Male's underpants & briefsof oth textls matrls	332	32.830	5.522	126.831
6107210000	Male's nightshirts & pyjamas of cotton	13.507	34.928	18.635	100.781
6107220000	Male's nightshirt & pyjama of man-madefibres	13.361	39.636	25.147	79.696
6107290000	Male's nightshirt&pyjamasof oth textls matrls	1.047	1.059	7.868	8.176
6107910000	Oth wear articles of cotton	22.320	806.821	31.267	1.170.659
6107990000	Oth wear male of oth textls matrls	9.464	43.712	104.790	208.703
6108110000	Female's slips & petticoats of man-made fibres	4.098	24.233	21.294	127.249
6108193000	Female's slips & petticoats of cottonof oth textls matrls	0	10	0	66
6108199090	Female's slips & petticoats oth thnsilk, of oth textls matrls	293	4.763	10.098	95.441
6108210000	Briefs & panties of cotton	68.491	557.299	265.530	1.913.300
6108220000	Briefs & panties of man-made fibres	165.096	1.483.342	382.681	3.273.467
6108290000	Female's brief&pantie,knitt/crochetof oth textls matrls	14.195	37.179	31.271	64.801
6108310000	Nightdresses & pyjamas of cotton	35.642	293.444	62.008	470.214
6108320000	Nightdresses & pyjamas of man-madefibres	43.014	293.184	92.375	611.613
6108390000	Female nightdress&pyjama,of othtextls matrls,knitt/crochet	12.006	26.085	7.708	22.208
6108910000	Negliges, bathrobes, dressing gowns ofcotton	64	7.958	1.338	36.180
6108920000	Negliges, bathrobes, dressing gowns ofman-made fibres	12.730	65.980	30.372	133.422
6108990000	Oth famale wear,of oth textl matrl,knitted/crocheted	0	4.007	0	31.643
6109101000	Men/boys't-shirts, singlets & othvests, knitted/crocheted of cotton	96.263	501.383	425.608	4.313.542
6109102000	Women/girls't-shirts,singlets & othvests, knitted/crocheted of cotton	56.211	405.090	425.630	4.294.225

I.3. IMPOR MENURUT KOMODITI / IMPORT BY HS COMMODITY

*** OKTOBER / OCTOBER 2008 ***

H S	Uraian Komoditi Commodity Description	Berat Bersih / Net Weight (Kg)		Nilai / Value C.I.F (US\$)	
		Bulan ini	Kumulatif	Bulan ini	Kumulatif
		Current Month	Cum.Jan. to date	Current Month	Cum.Jan. to date
6109901000	Men/boys't-shirts,singlets & oth vestsknitt/crocheted of ramie, linen/silk	3.673	19.122	3.299	57.636
6109902000	Men/boys't-shirts,singlets & oth vestsknitted/crocheted of oth materials	22.163	108.271	169.423	1.225.437
6109909000	T-shirt,singlet&oth vest,knitte/crochet,of oth txtl mtrl,oth thn f rami,linn&slk	26.013	245.020	305.879	2.361.488
6110110000	Jerseys,pullover, cardigans, waistcoatof wool	13.539	44.849	166.852	674.986
6110120000	Jerseys,pullover, cardigans, waistcoatof kashmir (cashmere) goats	684	1.346	17.238	68.299
6110190000	Jerseys,pullover, cardigans, waistcoatof oths wool/fine animal hair	186.263	2.519.335	1.373.984	17.009.519
6110200000	Jerseys,pullover, cardigans, waistcoatof cotton	101.467	357.963	1.287.324	5.076.444
6110300000	Jerseys,pullover, cardigans, waistcoatof man-made fibres	11.270	80.559	284.140	1.517.704
6110900000	Jersey,pullovr,cardign,waistcoat&similararticle,knitt/crochet,of oth txtl mtrl	10.268	609.143	87.238	4.261.238
6111200000	Babie garment&clothing accessorie,knitt/crochet,of cotton	7.319	112.989	100.151	1.177.127
6111300000	Babie garment&clothing accessorie,knitt/crochet,of synthtc fibres	19.943	149.687	95.842	560.387
6111900000	Babie garment&clothing accessorie,knitt/crochet,of oth txtl mtrl	14	171.882	169	1.418.280
6112110000	Track suits of cottonknitted/crocheted	0	129.718	0	608.341
6112120000	Track suits of synthetic fibresknitted/crocheted	0	26.326	0	97.513
6112190000	Track suits of oth txtl mtrl,knitted/crocheted	79	4.962	576	83.825
6112200000	Ski suitsknitted/crocheted	1.134	3.347	19.497	47.850
6112310000	Male's swimwear,of synthtc fibr,knitted/crocheted	578	8.740	10.230	253.481
6112390000	Male's swimwear,of oth txtl mtrl,knitted/crocheted	34	7.868	1.445	35.272
6112410000	Female swimwear,of synthtc fibr,knitted/crocheted	1.967	13.455	47.044	511.121
6112490000	Female swimwear,of oth txtl mtrl,knitted/crocheted	5	6.888	143	43.580
6113001000	Diver wetsuit,made up of knitt/cochet,fabrics of heading 5903, 5906/5907	64	2.840	1.064	36.030
6113002000	Protectve/safety garmnt fr worker,made-up of knitt/cochet,head 5903;5906;5907	147	1.529	1.276	17.055
6113009000	Oth garment,made up of knitt/crochetfabrics of heading 5903,5906/5907	0	624	0	6.737
6114200000	Oth garments, knitted/crocheted ofcotton	56.584	91.999	427.689	959.222
6114300000	Oth garments, knitted/crocheted ofof man-made fibres	3.110	14.178	24.618	462.093
6114900000	Oth garments, knitted/crocheted ofof oth textile materials	7.261	126.569	76.170	1.005.194
6115100000	Panty hose & tights of graduatedcompression hosiery	86.452	133.043	72.076	121.391
6115210000	Panty hose & tights of synthetic fibres,single yarn<67 decitex, elastic/rubber	963	9.499	13.271	54.225
6115220000	Panty hose & tights of synthetic fibres,single yarn<67/>67 decitex,	6.936	12.589	22.813	44.667
6115291000	Stockings,socks,sockettes of cottonsingle yarn<67 decitex, elastic/rubber	1.262	5.424	2.419	34.007
6115299000	Panty hose & tights of oth than cottonelasticated/rubberised	4.204	23.792	32.654	154.203
6115301000	Women's full-length,knee-length hosieryof cotton, single yarn < 67 decitex	141	1.522	978	9.904
6115309000	Women's full-length,knee-length hosieryof oth than cotton, single yarn<67 dtex	1.805	3.758	11.949	19.987
6115940000	Oth stockings,socks, of wool/fineanimal hair,single yarn < 67 decitex	113	288	3.510	13.078
6115950000	Oth stockings,socks, of cotton,single yarn < 67 decitex	46.670	162.181	125.052	738.590
6115960000	Oth stockings,socks,sockettes ofsynthetic fibres,single yarn < 67 dtex	37.627	403.560	137.113	1.200.164
6115990000	Oth stockings,socks,sockettes of othtextile materials, single yarn<67 dtex	13.255	29.340	40.426	106.802
6116100000	Gloves,mittens, mitts, knitted,croch.impregn., coated/covered plastics/rubber	3.487	36.077	48.327	254.313
6116910000	Gloves,mittens,of wool/fine animal hairknit. not impregn.coat.plastics/rubbers	0	1.130	0	59.169
6116920000	Gloves,mittens,of cotton knitted,croch.not impregnated coated plastics/rubbers	4.063	91.378	10.098	239.336
6116931000	Gloves,mittens,of synthetic fibresknit.not impregn.coat.plastics/rubbers	1	246	50	8.453
6116939000	Gloves,mittens,of oth th synthetic fibrsknit.not impregn.coat.plastics/rubbers	9.478	52.347	30.837	273.594
6116990000	Gloves,mittens,of oth textile materialsknit.not impregn.coat.plastics/rubbers	17	31.332	315	72.038
6117101000	Shawls, scarves, mufflers, mantillas,& the like of cotton	21.340	60.918	80.229	199.808
6117109000	Shawls, scarves, mufflers, mantillas,& the like of oth textile materials	17.615	61.830	68.257	227.577
6117801100	Ties, bow ties & cravats of wool/fineanimal hair	319	16.539	10.962	133.061
6117801900	Ties, bow ties & cravats of oth thanwool/fine animal hair	111	16.610	1.715	194.972
6117809000	Oth access of oth than wool/fineanimal hair	56.702	349.772	584.679	4.058.172
6117900000	Oth parts of garment	60.847	836.213	555.571	5.919.690
6201110000	Men/boys'overcoats,raincoats,car-coats,cloaks of wool/fine animal hair	134	31.082	6.723	163.436
6201120000	Men/boys'overcoats,raincoats,car-coats,cloaks of cotton	54	5.897	3.201	87.082
6201130000	Men/boys'overcoats,raincoats,car-coats,cloaks of man-made fibres	23.118	29.602	91.456	164.482
6201190090	Men/boys'overcoats,raincoats,car-coats,cloaks of oth man-made fibres	1.473	25.597	11.867	114.867
6201910000	Men/boys' anorak, wind-cheaters/jacketsof wool/fine animal hair	86	5.221	2.609	34.524
6201920000	Men/boys' anorak, wind-cheaters/jacketsof cotton	10.518	325.718	28.801	621.672
6201930010	Men/boys' anorak, wind-cheaters/jacketsof batik	0	120	0	4.608
6201930090	Men/boys' anorak, wind-cheaters/jacketsof oth man-made fibres	876	18.333	24.766	298.488
6201990090	Men/boys' anorak, wind-cheaters/jacketsof oth textile materials	5	6.044	968	67.253
6202110000	Women/girls'overcoats,raincoats, car-coats, capes of wool/fine animal hair	1.658	7.864	84.714	348.788
6202120000	Women/girls'overcoats,raincoats, car-coats, capes of cotton	3.120	27.339	71.446	420.565
6202130010	Women/girls'overcoats,raincoats, car-coats, capes of batik	0	44	0	2.881
6202130090	Women/girls'overcoats,raincoats, car-coats, capes of oth man-made fibres	750	10.245	33.717	180.428
6202190090	Women/girls'overcoats,raincoats, car-coats, capes of oth textile materials	17.738	67.337	288.972	506.119
6202910000	Women/girls'anorak,wind-cheater/jacketsof wool/fine animal hair	253	1.288	10.715	45.784
6202920000	Women/girls'anorak,wind-cheater/jacketsof cotton	4.639	30.627	13.000	213.685
6202930090	Women/girls'anorak,wind-cheater/jacketsof oth man-made fibres	662	5.553	20.721	138.265
6202990010	Oth female wear,of oth txtl matr,of silk	0	28	0	162
6202990090	Oth female wear,of oth txtl matr,oth than silk & ramie	23	2.780	796	540.353
6203110000	Men/boys'suits of wool/fine animalhair	50	24.358	10.236	314.438
6203120000	Men/boys' suits of synthetic fibres	3.005	26.152	8.669	54.977
6203191000	Men/boys' suits of cotton	70	14.526	130	59.284
6203199090	Male's suits, of oth txtl matr,oth thn silk&ramie,oth thn cotton	291	10.974	654	40.693
6203220000	Men/boys' ensembles of cotton	7.419	9.422	14.858	19.969

I.3. IMPOR MENURUT KOMODITI / IMPORT BY HS COMMODITY
***** OKTOBER / OCTOBER 2008 *****

HS	Uraian Komoditi Commodity Description	Berat Bersih / Net Weight (Kg)		Nilai / Value C.I.F (US\$)	
		Bulan ini	Kumulatif	Bulan ini	Kumulatif
		Current Month	Cum.Jan. to date	Current Month	Cum.Jan. to date
6203230000	Men/boys' ensembles of synthetic fibres	0	1.235	0	2.955
6203290090	Male's ensembles, of oth textl matrl,oth than silk & ramie	0	3.057	0	6.451
6203310000	Men/boys' jackets & blazers of woolor fine animal hair	469	7.282	19.594	383.370
6203320000	Men/boys' jackets & blazers of cotton	53.689	214.642	136.775	812.366
6203330000	Men/boys' jackets & blazers of syntheticfibres	5.746	33.040	28.732	323.034
6203390010	Male jact&blazr, of oth textl matrl,of silk	0	445	0	11.538
6203390020	Male jact&blazr, of oth textl matrl,of ramie	0	7	0	1.462
6203390090	Male jact&blazr, of oth textl matrl,oth than silk & ramie	24	21.738	4.228	314.323
6203410000	Trousr,bib&brace overll,breech&short,of wool/fine animal hair,male wear	354	5.388	13.689	307.958
6203421000	Men/boys' bib & brace overalls ofcotton	956	16.496	9.478	71.752
6203429000	Men/boys' trousers of cotton	74.770	850.069	513.459	7.521.042
6203430000	Trousr,bib&brace overll,breech&short,of synthtc fibres,male wear	36.910	151.704	161.333	1.272.681
6203490010	Trousr,bib&brace overll,breech&short,of oth txtl mtrl,of silk, for mens/boys	0	5.075	0	9.196
6203490090	Trousr,bib&brace overll,breech&short,of oth txtl mtrl,oth thn rami&silk,for m	379	15.666	7.176	182.185
6204110000	Women/girls' suits of wool/fineanimal hair	15	3.745	1.148	79.465
6204120000	Women/girls' suits of cotton	251	20.103	433	53.897
6204130000	Women/girls'suits of synthetic fibres	566	11.889	1.044	62.253
6204190010	Female suit, of oth textl matrl,oth thnswimwear,of silk	0	90	0	7.597
6204190020	Female suit, of oth textl matrl,oth thnswimwear,of ramie	0	637	0	1.038
6204190090	Female suit, of oth textl matrl,oth thnswimwear,oth than silk & ramie	9.716	11.921	131.976	206.879
6204210000	Women/girls'ensembles of wool/fineanimal hair	0	109	0	1.535
6204220000	Women/girls' ensembles of cotton	7.340	24.632	15.957	47.738
6204230000	Women/girls' ensembles of syntheticfibres	6.872	11.704	15.826	30.022
6204290090	Female ensembl, of oth textl matrl,oththn swimwear,of silk&ramie	0	24.980	0	59.888
6204310000	Women/girls' jackets & blazers ofwool/fine animal hair	448	3.187	22.428	199.430
6204320000	Women/girls' jackets & blazers ofcotton	24.379	47.822	69.478	518.171
6204330000	Women/girls' jackets & blazers ofsynthetic fibres	3.462	13.301	41.983	333.528
6204390010	Female jact&blazr,of oth txtl mtrl,oththn swimwear,of silk	10	118	3.466	26.233
6204390090	Female jact&blazr,of oth txtl mtrl,oththn swimwear,of silk&ramie	468	8.642	22.239	564.515
6204410000	Dresses of wool/fine animal hairnot knitted/crocheted	147	772	9.740	46.786
6204420000	Dresses of cotton	18.535	147.061	95.665	1.321.885
6204430000	Dresses of synthetic fibres	19.369	48.419	141.392	609.760
6204440000	Dresses of artificial fibres	1.349	6.690	51.594	331.387
6204490010	Female dresses,of oth textl matrl,oththn swimwear,of silk	475	8.751	32.405	470.466
6204490090	Female dresses,of oth textl matrl,oththn swimwear,of silk&ramie	3.270	10.904	45.084	542.630
6204510000	Skirts & divided skirts of wool/fineanimal hair	141	748	10.215	63.876
6204520000	Skirts & divided skirts of cotton	44.741	205.505	380.954	1.399.226
6204530000	Skirts & divided skirts of syntheticfibres	10.158	44.357	88.592	525.894
6204590010	Feml skirt&dvde skrt, oth txtl mtrl,oththn swimwear,of silk	13	270	3.058	17.174
6204590090	Feml skirt&dvde skrt, oth txtl mtrl,oththn swimwear,of silk&ramie	4.749	28.254	31.439	539.647
6204610000	Women/girls' trousers,bib&brace overallbreeche,short of wool/fine animal hair	148	4.005	9.967	123.294
6204620000	Women/girls' trousers,bib&brace overallbreeches,shorts of cotton	414.800	3.024.810	1.145.339	9.989.696
6204630010	Women/girls' trousers,bib&brace overallbreeches,shorts of batik	143	161	6.976	8.145
6204630091	Women/girls' flyers coveralls	0	713	0	7.386
6204630099	Oth women/girls' flyers coveralls	89.306	295.537	245.059	1.316.926
6204690010	Trousr,bib&brace overll,breech&short,of oth txtl mtrl,of silk, for womens/gir	0	579	0	21.949
6204690020	Trousr,bib&brace overll,breech&short,of oth txtl mtrl,of ramie, for womens/gj	0	242	0	19.849
6204690090	Trousr,bib&brace overll,breech&short,of oth txtl mtrl,oth thn silk&rami, wmn	29.444	115.239	93.930	772.778
6205200000	Men/boys' shirts of cotton	23.433	248.505	413.881	4.375.955
6205300000	Men/boys' shirts of man-made fibres	3.699	121.906	38.202	755.847
6205900010	Male's shirts,of oth textl matrl,of silk	14	3.394	672	66.383
6205900020	Male's shirts,of oth textl matrl,of ramie	0	48	0	4.611
6205900090	Male's shirts,of oth textl matrl,oth thn silk&ramie	666	29.694	18.221	185.920
6206100000	Women/girls' blouses, shirts & shirts-blouses of silk/silk waste	3.682	20.013	108.789	1.036.268
6206200000	Women/girls' blouses, shirts & shirts-blouses of wool/fine animal hair	6.833	9.029	76.245	136.657
6206300000	Women/girls' blouses, shirts & shirts-blouses of cotton	83.696	454.715	473.433	3.922.861
6206400000	Women/girls' blouses, shirts & shirts-blouses of man-made fibres	37.548	157.966	174.164	1.638.292
6206900010	Female's wear,of oth textl matrl,of silk	10	1.603	1.125	117.050
6206900090	Female's wear,of oth textl matrl,oth thn silk&ramie	20.484	109.672	259.593	1.486.374
6207110000	Men/boys'underpants & briefs ofcotton	5.256	45.056	22.539	214.988
6207190000	Men/boys'underpants & briefs ofoth textile materials	12.353	19.637	8.397	26.512
6207210000	Men/boys' nightshirts & pyjamasof cotton	114	12.361	6.230	70.641
6207220000	Men/boys' nightshirts & pyjamasof man-made fibres	468	3.032	1.485	7.058
6207290090	Male night shirt&pyjam,of oth txtl mtrl,oth thn silk&ramie	22	29	5.963	5.973
6207910000	Oth male wear,of cotton	71	87.329	2.246	99.025
6207990000	Oth male wear,of oth textl matrl	197	6.012	15.770	191.201
6208110000	Women/girls' slips & petticoatsof man-made fibres	0	20.192	0	139.187
6208190010	Female slip&petticoat,of oth textlmatrl,of silk	0	24.725	0	25.209
6208190020	Female slip&petticoat,of oth textlmatrl,of ramie	0	4.980	0	40.737
6208190090	Female slip&petticoat,of oth textlmatrl,oth thn silk&rami	1.193	38.902	14.517	311.680
6208210000	Women/girls' nightdresses & pyjamasof cotton	40.576	258.078	103.880	412.183
6208220000	Women/girls' nightdresses & pyjamasof man-made fibres	83.936	274.742	223.820	774.080
6208290010	Female nightdress&pyjam,of oth textlmatrl,of silk	0	28	0	2.108

I.3. IMPOR MENURUT KOMODITI / IMPORT BY HS COMMODITY
***** OKTOBER / OCTOBER 2008 *****

H S	Uraian Komoditi Commodity Description	Berat Bersih / Net Weight (Kg)		Nilai / Value C.I.F (US\$)	
		Bulan ini	Kumulatif	Bulan ini	Kumulatif
		Current Month	Cum.Jan. to date	Current Month	Cum.Jan. to date
6208290090	Female nightdress&pyjam,of oth textlmtr,oth thn silk&rami	0	2.950	0	35.406
6208911000	Panties of cotton	536	39.443	900	141.833
6208919000	Women/girls' singlets of cotton	153	8.527	4.233	44.143
6208920000	Female wear of man-made fibres	91	18.882	1.928	55.904
6208991000	Female wear of oth textl matr,of woolor fine animal hair	0	8	0	102
6208999000	Female wear of oth textl matr,oth thnwool/fine animal hair	158	27.393	754	803.487
6209202000	Babies' t-shirts,shirts,pyjamas, napkins(diapers),& similar articles of cotton	122	62.499	4.850	451.896
6209209010	Babie garmnt&cloth accessri,of cotton,oth wear,suit,pant&similr articl	580	5.045	10.723	75.723
6209209090	Babie garmnt&cloth accessri,of cotton,oth wear,oth thn suit,pant&similr articl	744	33.425	12.893	303.831
6209301000	Babies' suits, pants & similar articlesof synthetic fibres	210	27.226	4.850	133.557
6209302000	Babies' t-shirts,shirts,pyjama, napkins& similar articles of synthetic fibres	170	943	832	7.041
6209303000	Babies clothing access of syntheticfibers	27	3.000	551	45.656
6209900000	Babies garment&clothing accesssries,of oth textiles materials	270	113.184	8.005	827.886
6210101000	Garmnt,made up of fabr of head 5602or 5603,protective works garments	603	25.454	14.110	77.710
6210109000	Garmnt,made up of fabr of head 5602or 5603,oth thn protective work garmnt	62	375	3.189	8.791
6210201000	Oth garmnt of subhead 620111-620119,protective works garments	352	1.877	3.237	6.279
6210209000	Oth garmnt of subhead 620111-620119,oth thn protective work garmnt	89	13.121	5.326	67.681
6210301000	Oth garmnt of subhead 620211-620219,protective works garments	0	7.048	0	43.712
6210309000	Oth garmnt of subhead 620211-620219,oth thn protective work garmnt	926	77.093	12.696	570.199
6210400000	Oth male garmnt,made up of fabr ofhead 5602;5603;5903;5906;5907	18.425	33.393	46.705	119.872
6210500000	Oth female garmnt,made up of fabr ofhead 5602;5603;5903;5906;5907	276	2.981	2.716	37.670
6211110010	Men/boys' swimwear of batik	0	3.893	0	7.179
6211110090	Men/boys' swimwear of oth than batik	1.561	14.206	34.971	403.399
6211120090	Women/girls' swimwear of oth than batik	479	9.686	10.709	150.085
6211200000	Garments ski suits	0	2.007	0	33.345
6211320000	Men/boys' track suits of cotton	908	6.740	2.222	59.284
6211330000	Oth garments, mens/boys,of man-made fibres	48	3.394	2.401	58.163
6211390000	Oth garments, mens/boys,of oth textile materials	0	2.515	0	39.987
6211410000	Oth garments, women/girls'of woolor fine animal hair	5	80	269	4.846
6211420000	Oth garments, womens/girls,of cotton	905	96.420	5.908	276.619
6211431000	Women/girls' surgical gowns of man-made fibres	0	6	0	57
6211439000	Oth garmnt,males,of man-made fibres,oth than surgical gowns	23.658	229.110	42.374	474.205
6211490000	Oth garmnt,males,of oth textilesmaterials	514	13.520	32.221	189.499
6212101000	Brassieres of cotton	7.546	421.772	14.918	1.290.721
6212109000	Brassieres of oth textile materials	379.180	3.318.890	1.038.207	10.125.767
6212201000	Girdles & panty-girdles of cotton	1.698	10.710	3.443	30.867
6212209000	Girdles & panty-girdles of oth textilematerials	86	2.951	630	53.543
6212301000	Corselettes of cotton	1.427	1.523	4.014	4.421
6212309000	Corselettes of oth textile materials	13.068	31.698	12.151	78.387
6212901000	Suspenders, garters of cotton	2	3.104	42	53.562
6212909000	Suspenders, garters of oth textilematerials	12.397	102.908	208.342	1.619.111
6213200090	Handkerchiefs, of cottonoth than batik	1.950	110.645	3.533	186.832
6213900099	Handkerchiefs of oth textile materials,oth thn of silk&batik	0	302	0	668
6214100010	Shawls, scarves, mufflers, mantillas,veils'batik of silk/silk waste	0	26	0	492
6214100090	Shawls, scarves, mufflers, mantillas,veils'not batik of silk/silk waste	3.183	5.238	18.063	226.981
6214200000	Shawl,scarve,muffler,mantilla,veils &the like, of wool/fine animals hair	5.261	10.557	10.332	94.233
6214300090	Shawls, scarves, mufflers, mantillas,veils' not batik of synthetic fibres	43.795	126.205	78.749	251.174
6214400090	Shawls, scarves, mufflers, mantillas,veils' not batik of artificial fibres	3.783	5.739	12.694	61.687
6214900010	Shawls, scarves, mufflers, mantillas,veils' batik of textile materials	0	290	0	19.595
6214900090	Shawls, scarves, mufflers, mantillas,veils'not batik of oth textile materials	11.256	119.880	22.883	308.730
6215100010	Ties, bow ties & cravats' batik of silkor silk waste	0	1.326	0	18.328
6215100090	Ties, bow ties & cravats' not batik of silk/silk waste	704	26.802	17.594	685.399
6215200010	Ties, bow ties & cravats' batik of man-made fibres	0	13	0	27
6215200090	Ties, bow ties & cravats' not batik ofman-made fibres	6.594	14.211	21.665	64.071
6215900010	Ties, bow ties & cravats of othtextiles materials, batik	0	192	0	1.711
6215900090	Ties, bow ties & cravats of othtextiles materials, oth thn batik	78	1.938	380	18.461
6216001000	Protective work gloves, mittens & mitts	1.361	52.823	23.647	251.092
6216009100	Oth gloves, mittens of wool/fineanimal hair	0	1.040	0	7.465
6216009200	Oth gloves, mittens of cotton, oth thansubheading 6216.00.10	354	4.083	2.423	21.498
6216009900	Oth gloves, mittens of oth textilematerials	29	10.886	645	104.620
6217100000	Accessories of clothing access oth thanof heading 62.12	44.896	595.401	544.364	5.861.657
6217900000	Parts of clothing access oth thanof heading 62.12	81.442	1.066.271	1.549.869	14.537.489
6301100000	Electric blankets	19	28.479	2.153	127.956
6301200000	Blankets not electric and travellingrugs, of wool/fine animal hair	0	377	0	2.041
6301300000	Blankets not electric and travellingrugs, of cotton	11.556	184.290	88.718	856.792
6301400010	Blank(oth thn elctr blankt)&travllngrug,of synthct fibr,of nonwoven fabr	0	33.756	0	226.443
6301400090	Blank(oth thn elctr blankt)&travllngrug,of synthct fibr,oth nonwoven fabr	55.827	208.135	128.246	399.992
6301900010	Oth blankets&travelling rugs,of nonwoven fabrics	0	671	0	19.536
6301900090	Oth blankets&travelling rugs,oth thn nonwoven fabrics	26.106	170.246	105.446	596.156
6302100000	Bed linen, knitted/crocheted	411	1.385	4.225	18.809
6302210000	Bed linen, printed of cotton	4.235	104.211	40.854	286.713
6302229000	Bed linen, printed of man-made fibresof woven fabrics	2.146	2.495	724	4.653
6302290000	Bed linen, printed of oth textilematerials	0	85	0	464

I.3. IMPOR MENURUT KOMODITI / IMPORT BY HS COMMODITY
***** OKTOBER / OCTOBER 2008 *****

H S	Uraian Komoditi Commodity Description	Berat Bersih / Net Weight (Kg)		Nilai / Value C.I.F (US\$)	
		Bulan ini	Kumulatif	Bulan ini	Kumulatif
		Current Month	Cum.Jan. to date	Current Month	Cum.Jan. to date
6302310000	Oth bed linen of cotton	41.620	113.065	157.657	562.827
6302321000	Oth bed linen of man-made fabrics of nonwoven fabrics	0	7.328	0	19.566
6302329000	Oth bed linen of man-made fabrics of woven fabrics	2.422	129.795	4.756	218.103
6302390000	Oth bed linen of oth textile materials	0	602	0	7.549
6302400000	Table linen, knitted/crocheted	3.352	31.098	5.466	204.340
6302510090	Oth table linen's not batik of cotton	390	47.402	2.254	131.424
6302530090	Oth table linen, of man-made fibres other than batik	4.016	22.757	13.635	68.213
6302590090	Oth table linen not batik of oth textile materials	14	2.129	394	8.468
6302600010	Toilet, kitchen linen, of terry towelling/similar terry fabrics batik, of cotton	10	11	259	269
6302600090	Toilet, kitchen linen, of terry towelling/similar terry, not batik, of cotton	70.272	1.216.378	156.026	2.199.668
6302910010	Oth bed linen batik of cotton	0	40.259	0	48.360
6302910090	Oth bed linen not batik of cotton	203.027	3.297.769	545.386	6.368.950
6302930090	Oth linen, of man-made fibres, other than batik	1.147	86.697	5.094	127.281
6302990000	Oth linen, of oth textile materials	3.918	56.655	56.854	130.260
6303120000	Curtain, blinds, valances, knitted/crocheted of synthetic fibres	4.290	4.577	15.624	18.222
6303191000	Curtain, knitted/crocheted, of oth textile materials, of cotton	0	12	0	210
6303199000	Curtain, knitted/crocheted, of oth textile materials, other than cotton	796	58.473	923	175.281
6303920000	Curtain not knitted/crocheted of synthetic fibres	4.154	141.956	3.155	328.595
6303990000	Curtain not knitted/crocheted of oth textile materials	4.189	12.972	16.264	129.945
6304110000	Bedspreads, knitted/crocheted	0	211	0	10.005
6304191010	Oth furnishing article, bedspread, of cotton, other than knitted/crocheted, batik	0	229	0	1.099
6304191090	Oth furnishing article, bedspread, of cotton, other than knitted/crocheted, other than batik	51	183	510	3.858
6304192010	Oth furnishing article, bedspread, other than nonwoven, other than knitted/crocheted, batik	0	17	0	634
6304192090	Oth furnishing article, bedspread, other than nonwoven, other than knitted/crocheted, other than batik	6	6	63	63
6304199090	Oth furnishing article, bedspread, other than cotton nonwoven knitted/crocheted, other than batik	0	266	0	3.538
6304911000	Oth furnishing article, other than bedspread, knitted/crocheted, mosquito nets	13.787	37.915	130.899	269.228
6304919000	Oth furnishing article, other than bedspread, knitted/crocheted, other than mosquito nets	3.000	7.928	24.000	56.802
6304920000	Oth furnishing article, other than bedspread, not knitted/crocheted, of cotton	23	21.155	394	65.702
6304930000	Oth furnishing article, other than bedspread, not knitted/crocheted, of synthetic fibres	6	8.419	160	37.203
6304990000	Oth furnishing article, other than bedspread, not knitted/crocheted, of oth textile material	0	25.786	0	94.572
6305101100	Sack & bag, other than bast fibre head 5303, new, of jute	910.777	11.866.746	566.688	7.707.529
6305101900	Sack & bag, other than bast fibre head 5303, new, other than jute	0	15.010	0	15.359
6305102100	Sack & bag, other than bast fibre head 5303, used, of jute	0	642.285	0	77.700
6305102900	Sack & bag, other than bast fibre head 5303, used, other than jute	0	3.435	0	38.064
6305200000	Sacks and bags, of cotton	2.091	36.010	26.112	508.644
6305321000	Flexible intermediate bulk containers of nonwovens	2.889	3.241	3.300	7.208
6305329000	Flexible intermediate bulk containers not knitted/crocheted	26.835	121.588	48.000	280.941
6305331000	Sack, bag of polyethylene/polypropylene strip knitted/crocheted	14.300	14.300	46.200	46.200
6305332000	Sacks, bags of woven fabrics of strip or the like	2.320	14.404	7.800	27.939
6305339000	Sack, bag of polyethylene/polypropylene strip not knitted/crocheted	0	147.033	0	395.844
6305391000	Oth sacks, bags of nonwoven of polyethylene/polypropylene	0	81	0	979
6305392000	Oth sacks, bags of knitted/crocheted of polyethylene/polypropylene	0	147	0	399
6305399000	Oth sacks, bags of not knitted/crocheted of polyethylene/polypropylene	0	13.112	0	28.495
6305901000	Sacks and bags, of oth textile material, of hemp of heading 53.05	0	33	0	303
6305909000	Oth sacks, bags	0	40.047	0	70.920
6306120000	Tarpaulins, awnings & sunblinds of synthetic fibres	173.068	443.238	459.591	1.191.169
6306199000	Tarpaulins, awnings & sunblinds of oth textile materials :	138	4.973	563	27.167
6306220000	Tents of synthetic fibres	0	127.538	0	315.222
6306299000	Tents of oth textile materials other than cotton	7.281	36.502	33.616	92.233
6306300000	Sails	0	20	0	310
6306409000	Pneumatic mattresses other than cotton	0	45.866	0	96.212
6306910000	Oth camping goods of cotton	1	555	65	7.461
6306999000	Oth camping goods of oth textile materials, wovens	0	90.438	0	393.767
6307101000	Floor-cloths, dish-cloths, dusters, cleaning cloths of nonwovens	2.867	37.687	15.179	382.531
6307102000	Floor-cloths, dish-cloths, dusters, cleaning cloths of felts	123	436	113	5.124
6307109000	Floor-cloths, dish-cloths, dusters, cleaning cloths of not felts, woven	12.514	201.498	105.613	1.144.284
6307200000	Life-jackets and life-belts	4.013	22.731	50.940	173.021
6307903000	Umbrella covers in pre-cut triangular form	21.645	62.613	70.846	480.015
6307906000	Life harnesses	75	21.615	249	84.959
6307909000	Oth made up articles	30.385	362.438	220.526	2.902.699
6308000000	Sets consisting of woven fabric & yarn	21.326	186.531	68.533	1.541.880
6309000000	Worn clothing & oth worn articles.	1.421	22.351	16.514	79.672
6310101000	Used/new rags, sorted	0	3.573	0	34.495
6310109000	Scrap twine, cordage, rope and cables worn out articles of those, sorted	263	13.172	1.787	35.338
6310901000	Used/new rags, unsorted	0	5.804	0	48.920
6310909000	Scrap twine, cordage, rope and cables worn out articles of those, unsorted	331.198	1.403.027	69.835	398.248
6401100000	Waterproof footwear incorporating protective metal toe-cap with outer soles, rubbers	7.344	57.021	31.054	287.139
6401920000	Waterproof footwear, covering the ankle but not cover the knee, with outer soles	2.925	24.930	5.490	67.377
6401990000	Oth waterproof footwear with outer sole plastic by stitching, riveting, nailing	69.082	1.186.989	137.467	2.086.460
6402120000	Ski-boots, cross-country ski footwear & snowboard boot with outer soles, rubber	8	37.503	172	266.464
6402190000	Sports footwear with outer soles, rubber or plastics	125.967	4.402.142	461.956	10.428.464
6402200000	Footwear with upper straps/thongs assembled to the sole by means of plugs	0	15.995	0	142.607
6402911000	Oth footwear covering the ankle, diving boots	92	10.885	230	31.800

I.3. IMPOR MENURUT KOMODITI / IMPORT BY HS COMMODITY
***** OKTOBER / OCTOBER 2008 *****

H S	Uraian Komoditi Commodity Description	Berat Bersih / Net Weight (Kg)		Nilai / Value C.I.F (US\$)	
		Bulan ini	Kumulatif	Bulan ini	Kumulatif
		Current Month	Cum.Jan. to date	Current Month	Cum.Jan. to date
6402919000	Oth footwear covering the ankle,oth than diving boots	6.503	214.945	40.690	667.578
6402990000	Footwear not covering the ankle without soles, rubbers, plastics	335.683	11.015.258	1.078.712	17.576.285
6403120000	Ski-boots, cross-country ski footwear & snowboard boot, outer soles,leathers	1.892	5.532	860	29.199
6403191000	Sports footwear fitted with studs, bar& the like,foot ball,running,golf shoes	473	3.096	565	48.548
6403199000	Sports footwear not fitted with studs,bar & the like	64.765	515.672	492.279	5.623.180
6403200000	Footwear,outer soles of leather, uppersof leather straps accros,instep big toe	48	88.484	4.989	520.123
6403400000	Footwear,incorp. a protective metal toecap base/platform of wood	34.924	262.065	300.306	2.444.280
6403510000	Oth footwear with outer sole of leathercovering the ankle	21	360	3.410	16.814
6403590000	Oth footwear with outer sole of leatheroth thn covering the ankle	10.694	95.292	98.856	826.589
6403910000	Oth footwear covering the ankle	5.020	28.013	54.341	355.214
6403990000	Oth footwear oth thn covering the ankle	56.077	753.373	687.357	6.012.393
6404111000	Footwear with outer sole f rubbr/plastcsprt footwr fitt w spik, cleat/the like	6.192	68.066	17.812	470.602
6404119000	Footwear with outer sole f rubbr/plastcsprt footwr fitt w/o spik, cleat/th like	113.219	1.801.527	531.314	6.956.891
6404190000	Sports footwear for oth purposedwith outer incl. textile materials	200.819	5.241.400	1.149.039	14.058.240
6404200000	Footwear with outer soles of leather/composition leather	28.459	540.560	37.370	800.547
6405100000	Oth footwear, with uppers of leather/composition leather	15.698	533.124	312.057	2.514.569
6405200000	Oth footwear,with uppers of oth textilematerials	16.992	389.903	50.642	791.535
6405900000	Oth footwear	617.486	7.859.373	899.112	11.769.363
6406101000	Uppers & parts thereof, oth than stiffeners of metal	34.864	511.335	231.450	2.811.083
6406109000	Uppers & parts thereof, oth than stiffeners of oth than metal	181.205	1.967.316	1.024.971	7.868.550
6406200000	Parts of footwear with outer soles & heels, of rubber/plastics	921.230	5.973.534	3.031.702	20.898.765
6406910000	Parts of footwear of wood	115	8.390	1.173	102.894
6406991100	Oth part of footwear of oth materialsof iron/steel	66.641	562.222	597.647	4.370.492
6406991200	Oth part of footwear of oth materialsof copper	15	10.612	507	27.871
6406991900	Oth part of footwear of oth materialsoth thn iron/steel, copper	74.909	427.889	116.621	517.981
6406992100	Oth part of footwear of oth materialsof rubber/plastic in-soles	13.521	226.659	89.896	1.302.541
6406992900	Oth part of footwear of oth materialsof rubber/plastic out-soles	13.869	151.223	140.494	932.637
6406999000	Oth parts of footwear	251.597	2.227.078	2.325.293	14.673.608
6501000000	Hat-forms,bodies,hood of felt,not blockshape, not brims, plateoux, manchons	815	24.448	16.626	70.491
6502000000	Hat-shapes, plaited,by assembling stripof any material, no block shape,lined	618	1.380	5.658	22.183
6504000000	Hats,oth headgear/plaited,by assemblingstrips of any material, trimmed/not	1.025	61.043	2.351	169.266
6505100000	Hat&oth headgear, knitt/crochet,hair-nets	8.804	113.129	111.551	1.223.269
6505900000	Hat&oth headgear, knitt/crochet,oth than hair-nets	16.738	214.158	95.290	1.123.791
6506101000	Protective helmets for motorcyclistswhether/not lined/trimmed	95.318	1.841.794	207.477	5.404.269
6506102000	Industrial safety helmets, oth thansteel helmets whether/not lined	1.961	81.039	33.678	661.968
6506103000	Steel helmets	0	3.389	0	32.826
6506109000	Oth safety headgear	25.332	389.446	253.054	1.988.326
6506910000	Oth headgear of rubber/of plastics	1.483	59.600	15.109	156.953
6506991000	Nonwoven disposable headgear of othmaterials	599	630	17.257	24.468
6506999000	Nonwoven oth than disposable headgearof oth materials	28.481	159.105	111.515	967.109
6507000000	Head-band,lining,cover,had foundation,had frame,peak&chinstrap,for head-gear	44.743	507.761	172.244	2.045.885
6601100000	Garden/similar umbrellas	172.029	338.790	455.716	729.856
6601910000	Umbrellas having a telescopic shaft	154.939	1.287.313	180.091	1.217.830
6601990000	Umbrellas not having a telescopic shaft	472.132	3.880.565	634.851	4.630.615
6602000000	Walking-sticks, seat-sticks, whips,riding crops & the like.	1.221	17.207	5.805	68.734
6603200000	Umbrella frames, including framesmounted on shafts (sticks)	41.537	850.762	41.514	1.120.167
6603901000	Parts for articles of heading 66.01	28.835	199.425	30.067	251.619
6603902000	Parts for articles of heading 66.02	0	14.773	0	109.232
6701000000	Skin&oth part f bird w their feathr/down, feathr/down,feathr,part of feathers	12.477	89.894	15.052	496.928
6702100000	Artificial flower, foliage,fruit, partsof plastics	103.072	970.644	216.806	1.715.528
6702900000	Artificial flower, foliage,fruit, partsof oth materials	22.224	392.776	86.568	1.031.759
6703000000	Human hair, dressed, thinned,bleached,othwise worked for wigs/the like	574	25.545	67.840	1.354.919
6704110000	Complete wigs of synthetic materials	333	18.868	9.170	169.347
6704190000	False beards, eyebrows,eyelashes,switches of synthetic materials	612	34.982	3.045	309.586
6704200000	Wigs, false beards, eyebrows,eyelashes,of human hair	1.473	2.355	20.766	53.846
6704900000	Wigs, false beards, eyebrows,eyelashes,of oth materials	1.398	24.412	2.534	270.752
6801000000	Setts, curbstones & flagstones, ofnatural stone (except slate)	220.765	2.706.076	59.582	640.440
6802100000	Tiles, cubes,similar articles, square<7 cm, art. colored, chipping & powder	496	93.381	15.412	170.136
6802210000	Marble, travertine & alabaster, simplycut/sawn a flat/even surface	1.841.426	11.527.164	593.338	3.793.431
6802230010	Oth monumntl/buildng ston&artcl thereof,granite polished slabs	1.249.261	10.365.310	420.971	3.258.011
6802230090	Oth monumntl/buildng ston&artcl thereof,granite oth thn polished slabs	6.728	2.002.997	884	587.704
6802290000	Monumental/building stone, simplycut/sawn a flat/even surface	45.920	305.499	9.207	76.379
6802910000	Marble, travertine & alabaster, futherworked	216.436	12.238.094	85.315	4.201.988
6802920000	Calcareous stone, further worked	0	2.889	0	86.135
6802930000	Granite further worked	625.591	5.030.513	129.494	1.504.979
6802990000	Monumental/building stone, furtherworked	38	331.244	79	267.915
6803000010	Slate(work&article/of agglomerat)slabs/roofing slates	0	201.909	0	117.041
6803000090	Slate(work&article/of agglomerat)oth thn slabs/roofing slates	21.347	163.493	13.825	114.717
6804100000	Millstones & grindstones for milling,grinding/pulping	915.300	6.401.797	1.513.195	10.235.113
6804210000	Millstones, grindstones, grinding ofagglomerated synthetic/natural diamond	108.391	579.316	423.595	2.804.369
6804220000	Oth millstone.grindstone.grinding wheel&the like of oth agglomert abrasv/ceramic	418.926	4.657.350	1.780.478	12.082.417
6804230000	Oth millstone.grindstone.grinding wheel&the like of natural stone	74.555	1.174.515	186.518	1.437.050
6804300000	Hand sharpening/polishing stones	426.707	3.157.250	588.100	5.713.655

I.3. IMPOR MENURUT KOMODITI / IMPORT BY HS COMMODITY
***** OKTOBER / OCTOBER 2008 *****

H S	Uraian Komoditi Commodity Description	Berat Bersih / Net Weight (Kg)		Nilai / Value C.I.F (US\$)	
		Bulan ini	Kumulatif	Bulan ini	Kumulatif
		Current Month	Cum.Jan. to date	Current Month	Cum.Jan. to date
6805100000	Natural, art. abrasive powder,grainon a base of woven textile fabric only	89.467	1.056.041	469.446	4.375.338
6805201000	Polishing discs on base of paper/paperboard only	5.627	100.056	56.747	636.426
6805209000	Oth natural abrasive on base of paperor paperboard only	262.698	2.236.663	628.510	6.067.754
6805300010	Abrasiv powder/grain,natural/artificial,base of oth materl,polishing discs	21.485	192.131	126.817	1.010.889
6805300090	Abrasiv powder/grain,natural/artificial,base of oth materl,oth thn polish disc	85.414	1.199.269	237.635	2.716.979
6806100000	Slag wool, rock wool & similar mineralwools, in bulk, sheets/rolls	820.155	7.249.431	924.810	8.048.489
6806200000	Exfoliated vermiculite, expanded clays,foamed slag,similar exp.mineral mtrials	6.206	121.839	6.363	339.592
6806900000	Insulating, sound-insulating/sound-absorbing mineral materials	322.997	4.389.492	698.831	6.670.901
6807100000	Articles of asphalt/of similarmaterial in rolls	411.075	4.179.761	275.034	2.678.502
6807900000	Oth articles asphalt/similar material	1.242.455	9.455.363	862.881	6.129.168
6808000000	Panels, boards, tiles, & similar art.of vegetable fibre, agg with cement etc	307.892	1.516.756	111.589	996.900
6809110000	Boards, sheets faced, reinforced withpaper/board only	907.926	15.286.468	161.894	2.616.511
6809190000	Board, sheet not faced, reinforced withpaper/board only	1.309.901	19.821.614	257.139	3.514.587
6809909000	Articles of plaster/of compositionsbased on plaster oth than dental moulds	416	35.647	5.200	53.277
6810110000	Tile,flagstone,brickssimilar articlebuilding blocks & bricks	119.334	2.227.235	46.596	665.790
6810190000	Tile,flagstone,brickssimilar articleoth thn building block&brick	35.128	1.876.947	88.662	1.555.455
6810910010	Prefabrct structrl componnt for build/civil engineering concrete building pile	0	8.080	0	5.977
6810910090	Prefabrct structrl componnt for build/civil engineer oth thn conrcr build pile	497.899	1.501.474	345.308	626.368
6810990090	Oth prefabricated structural component	39.268	654.024	23.640	648.223
6811400000	Article of cemnt,cellulosefibr/the likecontaining asbestos	392.272	6.451.474	86.890	2.310.110
6811810000	Article of cemnt,cellulosefibr/the likenot containing asbestos corrugated sheet	0	319.047	0	294.067
6811820000	Article of cemnt,cellulosefibr/the likeoth sheet,panel,tile&similar article	688.457	6.338.211	145.697	1.336.458
6811830000	Article of cemnt,cellulosefibr/the liketubes, pipes and tubes/pipe fittings	402	34.008	3.197	97.208
6811890000	Oth article of cement,cellulosefibr/the like	12.049	253.605	49.207	1.134.576
6812801000	Cloth&accessori,paper,millboard&felt,fabricated crocidolite fibres	16	70.429	529	34.225
6812809000	Oth thn cloth&accessori,millboard&felt,paper,fabricated crocidolite fibres	78.974	751.770	298.444	5.100.804
6812910000	Oth fabricat asbestos fibres;mix with aasbestos,cloth&accessr,footwear&headge	0	22.419	0	66.828
6812920000	Oth fabricat asbestos fibres;mix with aasbestos,paper,millboard&felt	50	119.381	1.002	294.086
6812930000	Oth fabricat asbestos fibres;mix with aasbstos,compres fbrs joint,in sheet/roll	52.250	413.027	52.847	615.386
6812991000	Oth fabricat asbestos fibres;mix with aasbests,cloth&accessori,paper,millboard	814	26.706	2.051	27.552
6812999000	Oth fabricat asbestos fibres;mix with aasbestos,oth woven/knitted fabrics	161.408	1.567.289	225.128	1.529.445
6813200000	Friction material and articles thereofcontaining asbestos	35.745	246.232	322.984	1.293.175
6813810000	Friction material&article thereof notcontaining asbestos brake lining&pad	125.311	1.129.033	654.647	6.236.362
6813890000	Friction material&article thereof notcontaining asbests oth brake lining&pad	129.594	1.585.219	1.849.510	14.030.540
6814100010	Worked mica & articles of mica, agglomerated,sheets,strips, simply cut to shape	23.722	342.415	52.615	736.856
6814100090	Oth worked mica & articles of mica,agglomerated, reconstituted	115	4.525	6.016	138.874
6814900010	Worked mica & articles of mica, in rolls& pieces, simply cut to shape	172	9.439	1.645	91.843
6814900090	Oths worked mica & articles of mica	0	11.872	0	109.661
6815101000	Yarn/thread non-electrical articlesgraphite/carbon	3.585	15.376	21.721	120.349
6815102000	Bricks, paving slabs, floor tiles, etcnon electrical articles graphite/carbon	170.515	1.041.723	125.751	722.971
6815109000	Oth non electrical articles graphiteor carbon	12.066	157.751	147.486	954.465
6815200000	Articles of peat	2.042	29.907	1.214	33.313
6815910000	Articles of stone, contents magnesite,dolomite/chromite	125.768	1.873.108	86.808	642.228
6815990000	Oth articles of stone,oth thn contentmagnesite,dolomite/chromite	4.640	171.137	28.459	222.966
6901000000	Bricks,blocks,tiles & oth ceramic goods of siliceous fossil meals/ of similar	0	810.676	0	870.386
6902100000	Goods of siliceous cont by weight,singly/together mg,ca,cr > 50%	1.983.656	12.590.223	2.251.573	14.679.057
6902200000	Goods of siliceous cont by weight,singly/together alumina,silica > 50%	5.242.533	20.166.841	5.745.122	19.743.003
6902900000	Goods of siliceous cont by weight, ofoth metals compound	4.108.568	39.693.604	3.892.791	43.826.572
6903100000	Oth refractory ceramic goods cont byweight, graphite/carbon > 50 %	40.895	219.298	149.057	1.161.859
6903200000	Oth refractory ceramic goods cont byweight, alumina/silica > 50%	109.211	830.588	227.423	1.751.525
6903900000	Oth refractory ceramic goods cont byweight, oth metal compound > 50%	357.139	3.952.955	2.757.931	21.907.190
6904100000	Ceramics building bricks	0	179.523	0	114.673
6904900000	Flooring blocks, support/filler tiles& the like	220	73.836	4.617	199.794
6905100000	Roofing tiles of ceramic	101.964	573.424	290.867	558.741
6905901000	Lining bricks for ball millslining bricks for ball mills	1.739	2.725	3.675	14.733
6905909000	Chimney-pots,cowls,chimney liners, architectural ornaments & oth ceramic const	33	32.830	2.232	37.660
6906000000	Ceramic pipes, conduits, guttering,pipefittings.	36.637	175.286	452.437	1.633.326
6907100000	Tile,cube&similar article,whether/notrectangular,circle <7cm	11.757	199.818	47.740	153.623
6907900000	Oth thn tile,cube&similar article,whether/not rectangular,circle<7cm	10.694.058	107.605.162	2.808.222	25.700.600
6908100000	Oth thn tile,cube&similar article,whether/not rectangular,circle>=7cm	544.364	3.445.513	191.177	1.159.763
6908901000	Oth thn tile,cube&similar articl,whethr/not rectangular,circle>=7cm,plain tile	425.947	6.786.107	128.510	1.552.921
6908909000	Oth tiles	3.924.917	54.605.058	1.124.496	15.656.619
6909110000	Ceramic wares for laboratory, chemicalor oth technical of porcelain/china	11.590	215.015	34.682	646.311
6909120000	Ceramic wares having a hardness >= 9the mohs scale	200.424	2.028.608	232.180	2.932.411
6909190000	Oth ceramic wares for laboratory,chemical/oth technical uses	53.657	108.522	467.419	1.353.555
6909900000	Ceramic trough,tub,used in agricultureceramic pots, jars for packing of goods	21.297	119.410	139.736	500.655
6910100000	Ceramic sinks, wash basins, wash basinof porcelain/china	630.074	6.062.094	505.807	4.962.355
6910900000	Ceramic sinks, wash basins, wash basinof oth than porcelain/china	137.196	2.422.021	135.492	2.569.740
6911100000	Tableware & kitchenware of porcelain/china	2.171.926	22.037.062	829.178	9.452.877
6911900000	Oth household, toilet articles ofporcelain/china	694	279.067	1.411	890.725
6912000000	Tableware & kitchenware, oth householdtoilet art, oth than porcelain/china	6.369	800.496	22.447	864.955
6913100000	Statuettes & oth ornamental ceramic art.of porcelain/china	46.095	670.607	45.906	559.317
6913900000	Statuettes & oth ornamental ceramic art.of oth than porcelain/china	69.003	220.057	18.863	381.752

I.3. IMPOR MENURUT KOMODITI / IMPORT BY HS COMMODITY
***** OKTOBER / OCTOBER 2008 *****

HS	Uraian Komoditi Commodity Description	Berat Bersih / Net Weight (Kg)		Nilai / Value C.I.F (US\$)	
		Bulan ini	Kumulatif	Bulan ini	Kumulatif
		Current Month	Cum.Jan. to date	Current Month	Cum.Jan. to date
6914100000	Oth ceramic articles of porcelain/china	5.018	228.322	9.798	585.231
6914900000	Oth ceramic articles of oth thanporcelain/china	36.309	868.134	55.463	2.595.523
7001000000	Cullet & oth waste & scrap of glass;glass in the mass.	3.272.478	27.998.876	272.084	2.379.608
7002100000	Glass in balls	590	572.124	2.223	294.140
7002200000	Glass in rods	161	42.720	18.464	201.625
7002311000	Fused quartz/oth fused silica forvacuum tubes	50	10.454	6.672	251.536
7002319010	Fused quartz/oth fused silica forenamel glass	0	35.146	0	540.986
7002319090	Glass in ball,tube of fused quartz/othfuse silca,oth thn boro silict glas tube	38.090	302.100	54.902	357.368
7002321000	Glass having a linear coefficient 0-300celcius for vacuum tubes	68	1.838	7.023	16.214
7002329010	Glass having a linear coefficient 0-300celcius for venamel glass	502.605	4.322.174	907.155	8.011.379
7002329090	Glass having a linear coefficient 0-300celc oth thn vacuum/boro silict glas tube	9.987	170.446	191.099	1.302.332
7002391000	Oth transparent neutral glass forvacuum tubes	3.602	40.547	18.482	113.994
7002399010	Oth transparent neutral glass for enamelglass	0	20.212	0	112.904
7002399090	Oth glass having linear coeff. 0-300coth thn vacuum&boro silict glas tube	2.884	35.484	5.389	150.266
7003121000	Optical colored glass, not opticallyworked	34.060	235.780	353.748	2.506.197
7003122000	Non wired sheets,in squares/rectangularshape incl.1,2,3,4 corners cut, colored	45.594	748.600	19.295	318.167
7003129000	Oth non-wired sheets colored glass	15.574	1.034.303	26.687	462.373
7003191000	Optical glass, not optically workedoth colored	0	8.350	0	15.200
7003199000	Oth non-wired sheets not colored glassor profiles	166.833	3.963.789	67.605	1.111.168
7003200000	Cast glass and rolled glass,wired sheets	131	35.339	1.523	47.991
7003300000	Cast glass and rolled glass,profiles	0	96.949	0	61.516
7004201000	Optical drawn,blown glass,not opticallyworked opacified, flashed, absorbent	0	125	0	4.712
7004209000	Optical drawn, blown glass, opticallyworked,flashed,opacified, absorbent	471.020	5.611.014	233.845	2.061.601
7004909000	Oth optical drawn,blown glass,opticallyworked,flashed,opacified, absorbent	250.796	6.662.864	95.376	2.098.396
7005101000	Optical float glass,not optically worked,flashed,opacified, absorbent	49	2.488	264	6.699
7005109000	Float glass in sheet, optically workedflashed, opacified, absorbent	485.905	7.000.223	181.828	2.318.719
7005211000	Oth non-wired glass, colored, opacifiedoptical glass, not optically worked	72.768	481.703	38.575	258.914
7005219000	Oth non-wired glass, colored, opticallyworked, flashed, opacified	388.652	1.438.287	167.665	972.330
7005291000	Oth non-wired glass, not colored, notoptically worked	0	1.350	0	1.130
7005299000	Oth non-wired glass, not colored,optically worked	148.443	3.027.235	100.613	1.193.725
7006001000	Optical glass, not optically workedfor glass of heading 70,03,70.04,70.05	0	33.602	0	148.550
7006009000	Optical glass, optically worked forglass of heading 70,03,70.04,70.05	335.647	2.667.154	239.117	3.010.479
7007111000	Toughened (tempered) safety glasssuitable for vehicles of chapter 87	124.957	1.076.780	598.314	5.420.944
7007114000	Toughened (tempered) safety glass suitable for ships,boats,floating chapter 89	0	4.162	0	3.865
7007191000	Toughened (tempered) safety glass suitable for earth moving machinery	23.953	45.631	28.650	75.660
7007199000	Toughened (tempered) safety glass suitable for oth machinery	23.622	570.192	125.382	1.766.619
7007211000	Laminated safety glass suitable forvehicles of chapter 87	84.713	516.090	294.119	2.207.873
7007212000	Laminated safety glass suitable foraircraft/spacecraft of chapter 88	0	46	0	487
7007214000	Laminated safety glass suitable forships,boats,floating struct, chapter 88	0	19.637	0	11.544
7007291000	Laminated safety glass suitable forearth moving machinery	89	1.372	4.203	21.256
7007299000	Laminated safety glass suitable foroth machinery	11.935	109.854	48.626	320.690
7008000000	Multiple-walled insulating units ofglass.	85.081	309.019	234.168	409.002
7009100000	Rear-view mirrors for vehicles	166.888	1.791.507	1.419.013	13.304.880
7009910000	Glass mirros, unframed	73.498	1.136.391	149.779	2.035.722
7009920000	Glass mirros, framed	42.564	577.335	94.853	1.127.768
7010100000	Ampoules of glass	12.189	363.385	21.599	908.132
7010200000	Stoppers, lids & oth closures of glass	619	142.366	4.657	438.007
7010901000	Carboys, demijohns & bottles for injectables of a capacity > 1 ltr, of glass	2	104.378	82	72.967
7010902000	Bottles & vials for antibiotics, serums& oth injectables of capacity < 1 ltr	268.949	2.494.005	212.834	1.946.870
7010903000	Oth bottles for intravenous fluids ofglass	137.432	378.567	153.414	490.199
7010909000	Flask, jars, pots, phials, oth containerof glass	7.087.177	58.427.923	3.019.508	29.490.204
7011101000	Stem for electric lighting	52	46.858	779	910.328
7011109000	Glass envelops for electric lightingoth than stem	234.596	1.869.201	218.325	1.708.681
7011201000	Television tubes, cathode-ray tubes	0	69.212.713	0	59.848.015
7011209000	Cathode-ray tubes, oth than television	409	6.936	106.424	173.242
7011900000	Oth glass envelopes, bulbs,tubes,open& glass parts thrf, without fitting	282	121.215	2.318	151.348
7013100000	Glassware of a kind used for table,kitchen, toilet, office of glass-ceramic	112.084	2.660.570	307.671	3.823.103
7013220000	Stemware drinking glasses, of leadcrystal	84	495	17.372	54.550
7013280000	Stemware drinking glasses, neitherglass-ceramics nor lead crystal	137.616	2.713.995	204.503	3.735.375
7013330000	Other drinking glasses, of lead crystal	3	8.610	64	8.055
7013370000	Other drinking glasses, neitherglass-ceramics nor lead crystal	88.184	1.625.891	171.010	2.621.894
7013410000	Glassware for table (not drinking glass)kitchen purposes, of lead crystal	487	10.004	2.639	25.751
7013420000	Glassware for table (not drinking glass)ktchn,linear coef<5x10-6/Kelvin,0-3000C	0	16.413	0	24.536
7013490000	Oth glassware for table(not drink glass)kitchen purposes, not ceramics	36.906	1.072.180	87.382	1.693.159
7013910000	Other glassware of lead crystal	23	50.125	558	76.400
7013990000	Other glassware	330.368	4.907.215	445.000	7.410.846
7014001000	Signalling glassware & optical elementfor motor vehicles	117	44.582	1.038	172.170
7014009010	Lighthouse lamp,ship/locomotive/railwaylntern, aircraft, beacons aerodromes	116	12.789	65	48.469
7014009090	Other signalling glassware & opticalelements of glass, not optically worked	19.331	136.493	100.183	463.267
7015100000	Glasses for corrective spectacles	20.971	289.450	363.775	4.209.440
7015901000	Clock or watch glasses	0	2.113	0	22.519
7015909000	Glasses for non-corrective spectacles;hollow glass spheres & their segments	1.111	344.834	5.500	11.471.581
7016100000	Glass cubes & oth glass smallwares,for mosaics or decorative purposes	79.292	415.585	58.368	431.466

I.3. IMPOR MENURUT KOMODITI / IMPORT BY HS COMMODITY
***** OKTOBER / OCTOBER 2008 *****

H S	Uraian Komoditi Commodity Description	Berat Bersih / Net Weight (Kg)		Nilai / Value C.I.F (US\$)	
		Bulan ini	Kumulatif	Bulan ini	Kumulatif
		Current Month	Cum.Jan. to date	Current Month	Cum.Jan. to date
7016900000	Oth articles of moulded glass; leadedlights; multicellular & smlr forms	169.456	3.934.251	418.677	3.070.309
7017101000	Quartz reactor tubes and holders,for production of semiconductor	10	4.725	5.153	49.349
7017109000	Other laboratory or pharmaceuticalof fused quartz or oth fused silica	9.697	179.361	96.678	2.142.095
7017200000	Laboratry, hygienic/pharmaceutical withcoef< 5x10-6/kelvin, 0 - 3000 c	1.163	60.764	46.174	539.224
7017900000	Laboratory, hygienic/pharmaceuticalglassware, fused quartz/oth fused silica	6.137	140.190	45.604	1.369.819
7018100000	Glass beads, imitation pearls,imitation precious & glass smallwares	391.922	3.421.042	308.499	3.431.206
7018200000	Glass microspheres <=1mm in diameter	43.995	468.966	21.497	245.079
7018900000	Glass eyes, not prsthtc artcls, ornamntof lamp-worked glass,not imittn jewellery	48.676	473.897	77.944	939.854
7019110000	Chopped strands,of a length <= 50 mm	63.490	509.257	86.493	741.952
7019120000	Rovings of glass fibres	87.275	4.138.043	108.261	3.540.914
7019191000	Yarn of glass fibres	86.077	342.944	39.407	221.582
7019199000	Silver & chopped strand of glass fibers	72.962	1.759.324	483.837	7.015.503
7019310000	Mats of glass fibres	580.905	7.034.607	782.805	9.871.548
7019320000	Thin sheets (voiles) of glass fibres	26.941	308.625	104.997	476.626
7019391000	Asphalt/coal-tar impregnatd glass-fibreouterwrap for pipelines	12.883	261.458	40.298	429.266
7019399000	Mattresses,boards and similarnonwoven products of glass fibres	238.049	2.126.377	283.996	3.128.884
7019400000	Woven fabrics of glass fibres rovings	79.913	1.682.993	83.415	1.799.140
7019510000	Oth woven fabric,of a width <= 30 cm	0	1.943	0	24.413
7019520000	Oth woven fabric,of a width > 30 cmlain weave, of single yarn	15.240	45.766	17.526	52.697
7019590000	Oth woven fabric,of a width > 30 cm	20.779	147.586	151.534	784.482
7019903000	Escape chutes of glass fibres	3	2.245	15	14.158
7019909000	Other articles of glass fibres	222.463	2.563.009	302.744	5.137.890
7020001100	Glass moulds for the manufacture ofacrylic goods	35	61.212	535	147.748
7020001900	Glass moulds for other purposes	2.013	14.542	2.568	75.319
7020002000	Quartz reactor tubes & holders designedfor production of semiconductor wafers	62	121	208	818
7020009000	Other articles of glass.	132.835	1.821.931	200.919	2.931.929
7101100000	Natural pearls	10	1.496	248	35.347
7101220000	Cultured pearls, worked	0	7	0	638
7102100000	Diamonds, unsorted	0	1	0	151
7102210000	Diamonds, unworked or simply sawn,cleaved or bruted, industrial	0	61.851	0	23.714
7102290000	Diamonds, worked, not mounted or set,industrial	0	17	0	9.719
7103910000	Rubies, sapphires & emeralds, worked	0	15	0	299.255
7103990000	Other precious stones, worked	0	1.202	0	42.902
7104101000	Piezo-electric quartz, unworked	483	7.637	43.000	319.707
7104102000	Piezo-electric quartz, worked	2.591	27.177	43.000	395.363
7104900000	Other synthetic precious stones,worked	15.228	50.747	72.161	453.551
7105100000	Dust and powder of diamonds	41	1.284	4.494	81.860
7105900000	Dust & powder of other natural orsynthetic precious/semi precious stones	75	1.105	3.455	12.483
7106100000	Silver powder	2.763	8.549	759.676	2.471.074
7106910000	Silver, unwrought	12.587	43.389	209.546	3.670.935
7106920000	Silver, semi-manufactured	778	17.248	314.351	5.247.139
7107000000	Base metals clad with silver,notfurther worked than semi-manufactured.	0	3.532	0	63.251
7108110000	Gold powder	33	2.287	74.903	761.372
7108121000	Gold in lumps, ingots or cast bars	17	1.945	312.249	5.766.106
7108129000	Gold in other unwrought forms :	19.234	94.279	1.688.137	9.289.912
7108130000	Gold,non monetary,oth semi-manufacturedform	110	10.475	1.176.845	16.496.552
7109000000	Base metals/silver,clad with gold notfurther worked than semi-manufactured	27	559	3.588	226.920
7110111000	Platinum, in lumps, ingots, cast bars,powder or sponge	0	116.172	0	251.828
7110119000	Platinum in oth form, unwrought	37	82	2.426	6.450
7110190000	Platinum, wrought	237	478	7.725	13.227
7110212000	Palladium in lumps, ingots, cast bars,powder or sponge	10	30.729	911	147.490
7110219000	Palladium, unwrouht, in other form	0	721	0	49.872
7110290000	Palladium, wrought	0	1	0	6.358
7110311000	Rhodium in lumps, ingots,cast bars,powder or sponge	6	6	68	68
7110390000	Rhodium, wrought	0	24	0	235
7110411000	Iridium, osmium & ruthenium in lumpingots,cast bars,powder or sponge	0	164	0	331
7110490000	Iridium, osmium & ruthenium, wrought	27	79	316	511
7111001000	Silver or gold, clad with platinumsemi-manufactured	0	41	0	35.981
7111009000	Base metals, clad with platinumsemi-manufactured	21	76	3.668	30.024
7112300000	Ash containing precious metal orprecious metal compounds	1	9	40	643
7112910000	Waste & scrap of gold, incl. metalclad with gold	0	53	0	7.907
7112999000	Waste & scrap of oth precious metal	50	61	374	540
7113111000	Parts of jewellery of silver	504	12.509	464.813	4.900.831
7113119000	Jewellery of silver	1.805	21.521	1.034	73.950
7113191000	Parts of jewellery of other preciousmetal	14	1.054	6.773	184.609
7113199000	Jewellery of other precious metal	11	944	52.074	1.534.044
7113201000	Parts of jewellery of base metal,clad with precious metal	0	1.194	0	18.429
7113209000	Jewellery of base metal, clad withprecious metal	3.706	13.121	3.374	41.292
7114110000	Articles of silversmiths wares ofsilver, whether or not plated or clad	9	25.780	1.735	14.587
7114190000	Articles of goldsmiths wares ofoth precious metal,	0	91	0	1.490
7114200000	Articles of goldsmiths wares ofbase metals, clad with precious metal	0	819	0	11.484
7115100000	Catalysts of platinum, in the formof wire cloth or grill	0	51.359	0	2.891.517
7115901000	Other articles of golds or silver	0	636	0	27.678

I.3. IMPOR MENURUT KOMODITI / IMPORT BY HS COMMODITY
***** OKTOBER / OCTOBER 2008 *****

H S	Uraian Komoditi Commodity Description	Berat Bersih / Net Weight (Kg)		Nilai / Value C.I.F (US\$)	
		Bulan ini	Kumulatif	Bulan ini	Kumulatif
		Current Month	Cum.Jan. to date	Current Month	Cum.Jan. to date
7115902000	Other articles of metal clad with gold or silver	0	13	0	29.032
7115909000	Oth articles of precious metal/of metalclad with precious metal	0	1.452	0	5.961
7116100000	Articles of natural/cultured pearls	0	1.972	0	4.500
7116200000	Articles of precious/semi-precious stones (natural/synthetic/reconstructed)	0	29	0	25.316
7117111000	Parts cuff-links and studs, of base metal, whether or not plated	23	811	3.817	19.870
7117119000	Cuff-links and studs of base metal whether/not plated with precious metal	4.252	61.615	65.619	422.226
7117191000	Bangles of base metal, whether or not plated with precious metal	9.828	88.638	49.976	335.474
7117192000	Parts of oth imitation jewellery of base metal, whether or not plated	119	10.613	1.430	21.560
7117199000	Other imitation jewellery of base metal whether or not plated	60.497	1.166.585	608.785	5.950.263
7117901000	Bangles	15.256	62.130	30.104	162.850
7117902000	Other imitation jewellery	203.474	1.222.280	558.542	3.153.226
7117909000	Parts of imitation jewellery	5.476	36.617	8.916	142.135
7118101000	Silver coin, not being legal tender	0	11	0	118
7118109000	Oth coin (not gold coin), not being legal tender	241	5.776	3.375	16.872
7118901000	Gold coin, whether or not legal tender	0	1	0	426
7118909000	Oth coin (oth than gold/silver coin)	0	54	0	1.405
7201100000	Non-alloy pig iron cont. by weight 0.5% or less of phosphorus	881.671	129.582.180	856.011	72.315.254
7201200000	Non-alloy pig iron cont. by weight more than 0.5% of phosphorus	0	2	0	2.479
7201500000	Alloy pig iron; spiegeleisen	0	30.284.143	0	15.386.022
7202110000	Ferro-manganese, cont. by weight more than 2% of carbon	302.983	7.851.446	266.895	9.483.352
7202190000	Ferro-manganese, cont. by weight <= than 2% of carbon	361.910	4.100.327	1.227.693	7.373.741
7202210000	Ferro-silicon, cont. by weight more than 55% of silicon	1.988.025	14.610.343	4.012.281	24.244.552
7202290000	Ferro-silicon, cont. by weight <= than 55% of silicon	308.641	4.882.405	420.966	6.678.673
7202300000	Ferro-silico-manganese	2.510.744	40.425.924	5.864.036	78.317.418
7202410000	Ferro-chromium, cont. by weight more than 4% of carbon	533.462	1.838.559	1.278.289	4.127.652
7202490000	Ferro-chromium, cont. by weight <= than 4% of carbon	194.071	1.296.841	763.959	3.505.430
7202500000	Ferro-silico-chromium	0	51.051	0	91.545
7202600000	Ferro-nickel	0	9.387	0	103.982
7202700000	Ferro-molybdenum	6.430	180.938	223.884	6.348.693
7202800000	Ferro-tungsten & ferro-silico-tungsten	0	7.670	0	78.242
7202910000	Ferro-titanium and ferro-silico-titanium	33.669	70.441	179.297	391.601
7202920000	Ferro-vanadium	0	9.186	0	223.775
7202930000	Ferro-niobium	770	12.443	23.160	138.851
7202990000	Other ferro-alloys	476.521	2.770.644	1.307.971	5.822.409
7203100000	Ferrous products obtained by direct reduction of iron ore	31.469.020	259.476.167	23.749.366	139.133.157
7203900000	Other ferrous products	5.488.805	27.638.118	4.148.025	17.639.366
7204100000	Waste and scrap of cast iron	5.568.699	35.267.037	3.127.571	18.944.935
7204210000	Waste and scrap of stainless steel	526	6.777.990	4.467	4.430.408
7204290000	Waste and scrap of oth alloy steel	13.773.936	518.160.286	7.867.015	290.095.162
7204300000	Waste & scrap of tinned iron or steel	999.700	15.682.712	866.696	7.461.972
7204410000	Turnings, shavings, chips, milling waste, sawdust, filings, trimmings & stampings	370.893	5.890.684	145.161	2.491.101
7204490000	Other ferrous waste and scrap :	108.068.055	1.160.223.173	69.402.076	617.685.596
7204500000	Remelting scrap ingots	0	16.469	0	141.457
7205100000	Granules of pig iron, spiegeleisen, iron or steel	876.147	32.158.067	1.087.304	20.243.159
7205210000	Powder of alloy steel	62.267	783.405	164.682	1.477.636
7205290000	Powder of pig iron, spiegeleisen, iron or steel (oth than alloy steel)	765.910	3.592.498	980.141	4.565.611
7206101000	Iron and non-alloy in ingots containing by weight > 0.6% of carbon	0	70.241	0	48.791
7206109000	Iron and non-alloy in ingots containing by weight <= 0.6% of carbon	0	92.191	0	130.944
7206900000	Iron and non-alloy in primary form other than ingots	26.429	1.118.927	1.055.814	14.062.545
7207110000	Semi-finished iron/non-alloy cont. < 0,25% carbon, rectn glr, square	20.882.412	335.894.853	20.104.740	256.584.788
7207121000	Slabs of iron/non alloy, cont.< 0,25% of carbon, other than square	157.158.005	1.488.140.343	196.828.359	1.236.755.922
7207129000	Oth semi-finished iron/non-alloy cont.< 0,25% carbon, rectn glr, not square	1.625.805	143.139.947	1.621.227	101.699.310
7207190000	Oth semi-finished iron/non-alloy cont.< 0,25% of carbon	100.067	3.865.395	245.412	5.426.400
7207201100	Slabs of iron/non alloy, cont. by weight > 0.6% of carbon	0	313.893.846	0	183.537.610
7207201900	Oth semi-finished iron/non-alloy cont. by weight > 0,6% of carbon	169.759	17.803.531	38.593	11.285.045
7207209900	Oth semi-finished iron/non-alloy cont. by weight 0,25% <= carbon <= 0,6%	5.694.038	67.761.177	7.231.917	65.453.418
7208100000	Flat-rolled iron/nas, HRC, relief width > 600 mm	122.625	21.901.444	169.965	17.498.403
7208251000	Flat-rolled iron/nas, HRC, pickled, width > 600 mm, thick >= 4.75 mm for re-rolling	226.440	6.184.359	197.471	5.643.725
7208259000	Flat-rolled iron/nas, HRC, pickled, width > 600 mm, thick >= 4.75 mm, not re-rolling	4.942.830	53.927.165	5.571.280	56.211.265
7208260000	Flat-rolled iron/nas, HRC, pickled, width > 600 mm, thick > 3 mm or but thick < 4,75 mm	9.435.330	89.994.461	10.065.836	76.100.608
7208270000	Flat-rolled iron/nas, HRC, pickled, width > 600 mm, of a thickness of less than 3 mm	17.602.070	209.063.196	17.515.860	170.122.764
7208360000	Flat-rolled iron/nas, HRC, width > 600 mm, thick > 10 mm	84.453	63.238.642	218.400	56.303.170
7208370000	flat-rolled iron/nas, HRC, width > 600 mm, of a 4,75 < thick < 10 mm	3.877.999	76.971.171	4.081.821	62.544.814
7208380000	flat-rolled iron/nas, HRC, width > 600 mm, of a 3 < thick < 4,75 mm	2.673.110	69.025.956	2.854.703	52.942.042
7208390000	Flat-rolled iron/nas, HRC, width > 600 mm, thick < 3 mm	6.557.454	411.703.708	7.870.031	325.579.312
7208400000	Flat-rolled iron/nas, HRn C relief	410.761	11.702.125	440.135	8.714.164
7208510000	Flat-rolled iron/nas, HRn C, width > 600 mm, of a thickness > 10 mm	12.296.732	186.166.778	14.484.671	199.128.644
7208520000	Flat-rolled iron/nas, HRn C, width > 600 mm, 4,75 < thickness < 10 mm	9.010.573	121.611.880	11.616.453	113.861.458
7208530000	Flat-rolled iron/nas, HRn C, width > 600 mm, 3 < thickness < 4,75 mm	290.324	7.026.031	298.584	6.420.388
7208540000	Flat-rolled iron/nas, HRn C, width > 600 mm, thickness < 3 mm	1.330.602	15.578.966	1.305.650	11.316.150
7208900000	Other Flat-rolled iron/nas	2.885.952	48.182.237	3.297.950	48.079.908
7209150000	Flat-rol in coils, cold-rolled width > 600 mm, thickness > 3 mm	831.190	8.706.162	916.066	7.374.199
7209160010	Flat-crc, pickled or not, 1 < thick < 3 mm, 600 < width < 1250 mm	14.962.733	123.898.722	14.710.795	101.289.768

I.3. IMPOR MENURUT KOMODITI / IMPORT BY HS COMMODITY
***** OKTOBER / OCTOBER 2008 *****

HS	Uraian Komoditi Commodity Description	Berat Bersih / Net Weight (Kg)		Nilai / Value C.I.F (US\$)	
		Bulan ini Current Month	Kumulatif Cum.Jan. to date	Bulan ini Current Month	Kumulatif Cum.Jan. to date
7209160090	Flat-crc, pickled or not, 1<thick<3mm,width > 1250 mm	5.231.287	43.031.012	5.462.016	37.745.700
7209170010	Flat-crc, pickled or not, 0.5<thick<1mm,600 < width < 1250 mm	21.738.942	193.393.865	21.358.162	154.629.323
7209170090	Flat-crc, 0.5<thickness<1mmwidth > 1250 mm	16.402.118	123.477.048	15.415.301	94.576.727
7209181000	Tin-mill blackplate (tmbp), crcof a thickness < 0.5 mm	14.774.650	128.557.218	17.275.510	112.746.610
7209182000	Flat-crc, thickness<= 0,17 mmcontaining by weight<= 0.6% of carbon	198.145	2.012.750	259.540	2.135.830
7209189000	Flat-crc, 0,17< thickness< 0,5 mmcontaining by weight<= 0.6% of carbon	11.786.483	129.434.099	12.243.568	103.444.396
7209250000	Flat of iron/non-alloy, not in coilcold rolled, of a thickness >= 3 mm	676.984	23.636.065	894.448	16.333.175
7209260010	Flat of iron/non-alloy, not coil,coldrolled,1mm<thickness<3mm,width<=1,250 mm	4.791	634.284	7.001	403.525
7209260090	Flat of iron/non-alloy, not coil,coldrolled,1 mm<thickness<3mm,width>1,250 mm	10.370	182.629	18.242	382.336
7209270010	Flat of iron/non-alloy,not coil,coldrolled,0,5mm<=thickness<1mm,width<1,250mm	7.247	484.708	22.646	548.151
7209270090	Oth flat of iron/non-alloy,not incoil,cold rolled,0,5mm =< thickness<1 mm	827.642	2.584.032	487.598	2.129.607
7209281000	Flat-CRnC, thickness<= 0,17 mmcontaining by weight<= 0.6% of carbon	8.215	144.331	9.115	128.183
7209289000	Flat-CRnC, 0,17< thickness< 0,5 mmcontaining by weight<= 0.6% of carbon	1.619.792	3.307.468	1.296.955	2.474.201
7209901000	Flat of iron/non-alloy, cold-rolled,corrugated form	19.930	150.516	17.690	292.908
7209909000	Flat of iron/non-alloy, cold-rolled,other than corrugated form	123.404	752.898	75.736	1.100.409
7210111000	Flat-rolled of iron/nas,carbon>=0.6%plated or coated with tin,thick > 0,5mm	92.115	2.762.446	122.975	3.206.773
7210119000	Flat-rolled of iron/nas,carbon< 0.6%plated or coated with tin,thick > 0,5mm	868.846	23.926.174	1.086.625	25.086.048
7210121000	Flat-rolled of iron/nas,carbon>=0.6%plated or coated with tin,thick < 0,5mm	3.331.039	19.340.246	4.896.647	23.293.645
7210129000	Flat-rolled of iron/nas,carbon< 0.6%plated or coated with tin,thick < 0,5mm	7.108.270	56.569.478	9.918.224	62.089.942
7210201000	Flat-rolled of iron/nas,carbon>=0.6%plated or coated with lead, thick <1,5mm	114.150	2.016.427	150.482	1.318.030
7210209000	Flat-rolled of iron/nas,carbon>=0.6%plated or coated with lead, thick >1,5mm	92.245	4.207.047	125.653	4.375.760
7210301000	Flat-rolled of iron/nas,carbon < 0.6%plated or coated with lead, thick <1,5mm	5.992.328	68.174.205	7.505.768	67.663.984
7210309000	Flat-rolled of iron/nas,carbon < 0.6%plated or coated with lead, thick >1,5mm	1.067.610	16.998.436	1.275.227	18.438.560
7210411000	Flat-rolled of iron/non-alloy, othwiseplated zinc,corrugated,thickness<=1.2mm	94.552	94.721	153.283	153.856
7210419000	Flat-rollof iron/nas,othwise plated zinc,carbon< 0.6% ,corrugated,thick> 1,5mm	0	3.310.595	0	2.127.835
7210491000	Flat-rolled of iron/non-alloy, othwiseplated zinc,not corrugated,thick <=1.2mm	6.049.933	69.569.842	6.986.300	64.984.362
7210492000	Flat-rollof iron/nas,othwise plated zinccarbon< 0.6% ,n-corrugated,thick<= 1,5mr	420.089	3.826.437	465.233	3.780.337
7210499000	Flat-rolled of iron/non-alloy, othwiseplated zinc,not corrugated,thick > 1.2mm	1.921.322	23.642.241	2.011.272	20.918.186
7210500000	Flat-rolled iron/non-alloyplated with cromium & or chromium oxides	2.556.284	20.514.527	3.143.540	22.124.083
7210611000	Flat-rolled iron/non-alloyplated with alumnm-zinc,thickness<=1.2mm	9.790.653	69.181.107	14.938.401	82.342.838
7210619000	Flat-rolled iron/non-alloyplated with alumnm-zinc,thickness >1.2mm	1.865.456	14.025.479	1.575.053	12.820.620
7210691000	Flat-rolled iron/non-alloyplated with oth alumnm,thickness<=1.2mm	2.102.783	2.843.965	1.045.433	1.829.789
7210699000	Flat-rolled iron/non-alloyplated with oth alumnm,thickness >1.2mm	1.068.287	10.133.437	527.029	8.786.537
7210701000	Flat-rollof iron/nas,painted, varnished,coated plastics,carbon<0.6%,thick<=1,5mm	2.772.060	25.032.688	4.825.870	34.896.671
7210709000	Flat-rollof iron/nas,painted, varnished,coated plastics,carbon<0.6%,thick>1,5mm	1.846.168	9.932.520	2.069.635	14.143.756
7210901000	Flat-rollof iron/nas,plated,coated othmetal,carbon<0.6%,thick<=1,5mm	0	16.018	0	32.744
7210909000	Flat-rollof iron/nas,plated,coated othmetal,carbon<0.6%,thick>1,5mm	1.239.549	4.086.040	1.013.662	5.182.879
7211131000	Hoop,strip iron/not alloy, HR, not clad150 mm<width<600mm,thick <= 4mm	1.122	72.092	4.152	194.427
7211132000	Rolled on 4 faces/in closed box,HR, notclad, corrugated,carbon<=0,6%,thick<=4)	0	1	0	1
7211139000	Rolled on 4 faces/in closed box,HR, notclad, oth shape,thick<=4mm, width>150n	116.145	39.983.220	588.938	44.945.742
7211141000	Hoop&strip iron/not alloy, HR, not cladcarbon<=0,6%,thick>=4,75mm, width<400	0	2.324.715	0	1.199.872
7211149000	Oth flat-rolled iron/not alloy,not cladhr, carbon <=0,6%,thick>=4,75mm	387.881	13.667.110	564.932	15.537.395
7211191000	Hoop&strip iron/not alloy, HR, not cladcarbon<=0,6%,thick<4,75mm, width<400n	292.987	5.038.928	297.882	3.678.014
7211193000	Oth flat-rolled iron/not alloy,not cladhr, carbon <=0,6%,thick < 0.17 mm	0	57	0	782
7211199000	Oth flat-rolled iron/not alloy,not cladhr, carbon <=0,6%, 0.17<thick<4.75 mm	779.301	5.401.026	587.316	6.121.240
7211231000	Flat-rolled iron/not alloy,CR,not cladcorrugated, carbon < 0,25%	0	19.725	0	28.664
7211232000	Hoop&strip iron/not alloy,CR, not cladcarbon<=0,25%, width < 400mm	20.885	738.069	20.150	417.329
7211239010	Oth flat-rolled iron/not alloy,not cladcr, carbon < 0,25%,thick < 40 mm	0	10.094	0	26.025
7211239090	Oth flat-rolled iron/not alloy,not cladcr, carbon < 0,25%, thick >= 40 mm	591.069	4.686.113	605.056	5.118.926
7211291000	Flat-rolled iron/not alloy,CR,not cladcorrugated, carbon >= 0,25%	0	32.112	0	133.400
7211292000	Hoop&strip iron/not alloy,CR, not cladcarbon >= 0,25%, width < 400mm	30.739	828.028	53.862	980.980
7211299000	Oth Hoop&strip iron/not alloy,not cladcr, carbon >= 0,25%, width < 400mm	731.642	7.297.181	1.219.739	8.050.253
7211901000	Oth Hoop&strip iron/not alloy,not cladwidth < 400mm	0	3.359.867	0	4.670.830
7211902000	Oth flat-rolled iron/not alloy,not cladcorrugated, carbon < 0,6%	0	1.608	0	3.965
7211903000	Oth flat-rolled iron/not alloy,not cladthickness <= 0.17 mm	5	8	40	121
7211909000	Oth flat-rolled iron/not alloy,not cladthickness > 0.17 mm	1.019.736	8.534.903	1.179.829	12.556.230
7212101000	Hoop,strip iron/not alloy, coated tin,width < 400mm	7.460	464.277	10.668	749.021
7212109000	Flat-rolled iron/not alloy, coated tin,400 mm <= width < 600mm	992.647	7.367.715	900.156	7.446.089
7212201000	Hoop,strip iron/not alloy, width<400mm,elect coated with zinc	0	69.393	0	75.867
7212202000	Flat-rolled iron/not alloy,width<600mm,carbon<0.6%,thick<=1,5mm,elect coat zin	4.417	50.265	32.043	187.971
7212209000	Flat-rolled iron/not alloy, other shapeelect coated with zinc	56.835	353.951	99.886	494.336
7212301000	Hoop,strip iron/not alloy, coated zinc,width < 400mm non-elect coated zinc	1.286	429.976	2.083	527.130
7212302000	prod iron/non alloy,width <600mm,carbon<0.6%,thick<1,5mm,otherwise coated z	66	66	1.593	1.593
7212309000	Flat-rolled iron/not alloy, other shape,non-elect coated with zinc	10.800	10.392.701	27.715	4.096.074
7212401000	Hoop,strip iron/not alloy, coated zinc,width < 400mm, coated with plastic	471.415	2.557.756	794.238	4.236.920
7212402000	Flat-rolled iron/not alloy, carbon<0.6%,thick > 1.5 mm, coated with plastic	0	193.371	0	306.014
7212409000	Flat-rolled iron/not alloy, other shape,painted, varnished/coated with plastics	1.204.826	9.751.458	2.148.053	14.495.661
7212501010	Hoop,strip iron/not alloy, width<400 mm,coated with aluminium-zinc alloys	68.526	532.081	230.328	1.759.023
7212501020	Hoop,strip iron/not alloy, width<400 mm,coated with chromium	0	453.224	0	456.218
7212501090	Other hoop,strip iron/not alloy,width < 400 mm	131.142	162.163	226.833	297.487
7212502090	Other flat-rolled iron/not alloy,carbon<0,6%, thick > 1.5 mm	34.937	492.508	109.786	1.709.733
7212509000	Flat-rolled iron/not alloy, othwiseplated or coated	22.398	2.780.912	107.451	2.767.404
7212601000	Hoop,strip iron/not alloy, cladwidth < 400mm	51.228	626.255	209.998	2.412.581

I.3. IMPOR MENURUT KOMODITI / IMPORT BY HS COMMODITY
***** OKTOBER / OCTOBER 2008 *****

HS	Uraian Komoditi Commodity Description	Berat Bersih / Net Weight (Kg)		Nilai / Value C.I.F (US\$)	
		Bulan ini Current Month	Kumulatif Cum.Jan. to date	Bulan ini Current Month	Kumulatif Cum.Jan. to date
7212609000	Flat-rolled iron/not alloy, clad	11.871	48.248.883	86.246	47.573.313
7213100010	Containing indentations,ribs,grooves ofcircular crosssection <= 50 mm2	212.244	1.871.920	283.027	1.701.414
7213100020	Containing indentations,ribs,grooves ofrectangular, square <= 20 mm2 in width	36.017	148.714	45.540	159.398
7213100090	Containing indentations,ribs,grooves ofshape	585.936	9.118.263	597.909	5.855.523
7213200000	Other bars, rods, hot-rolled ,in irregularly, of free-cutting steel	432.638	7.842.620	604.154	6.283.082
7213910000	Other bars, rods, hot-rolled , circularcross-section < 14 mm in diameter	7.757.971	87.286.179	9.608.385	84.870.730
7213990000	Other bars, rods, hot-rolled , notcircular	5.710.594	28.399.141	7.031.957	29.511.103
7214101100	Oth bars,rods of iron, non-alloy steelforged,carbon<0.6%,circlr cross-section	20.526	896.373	33.735	654.287
7214101900	Oth bars,rods of iron, non-alloy steelforged,carbon<0.6%,not circular	5.211	2.445.584	45.602	2.084.238
7214102100	Oth bars,rods of iron, non-alloy steelforged,carbon>=0.6%,circlr cross-section	267.991	32.849.431	108.116	12.835.033
7214102900	Oth bars,rods of iron, non-alloy steelforged,carbon >= 0.6%,not circular	1.211.626	24.211.197	1.640.160	16.423.219
7214201100	Containing indentations, ribs, groovescarbon < 0.6%, circular cross-section	20	480.435	714	261.429
7214201900	Containing indentations, ribs, groovescarbon < 0.6%, not circular	986	261.318	17.699	299.020
7214202900	Containing indentations, ribs, groovescarbon >= 0.6%, not circular	101.138	7.403.711	100.489	6.646.511
7214300000	Other bars & rods, not forged, offree-cutting steel	88.446	587.757	86.914	630.981
7214911010	Concrete steel, hot-rolled,hot-drawn,hot-extruded, carbon < 0.6%	195.523	1.508.845	135.001	1.477.959
7214911020	Shaft bars, manganese steel, hot-rolled,hot-drawn, hot-extruded, carbon < 0.6%	261.898	2.248.362	350.864	3.950.000
7214911090	Other bars & rods, hot-rolled,hot-drawnor hot-extruded, carbon < 0.6 %	145.039	3.150.114	146.555	3.252.731
7214912010	Concrete steel, hot-rolled,hot-drawn,hot-extruded, carbon >= 0.6%	395.858	533.448	405.409	606.767
7214912020	Shaft bars, manganese steel, hot-rolled,hot-drawn, hot-extruded, carbon >= 0.6%	7.581	4.599.189	28.996	4.851.860
7214912090	Other bars & rods, hot-rolled,hot-drawnor hot-extruded, carbon >= 0,6 %	426.499	753.556	850.160	1.221.993
7214991010	Carbon,oth than of circularcross-section: concrete steel	57.602	5.609.619	61.851	4.500.450
7214991020	Carbon, other than of circularcross-sect:shaft bars; manganese steel	323.062	6.567.841	516.291	7.749.266
7214991090	Oth. carbon, other than of circularcross-section	109.504	789.379	113.921	956.231
7214999010	Oth. carbon, other than of circularcross-section concrete steel	255.505	7.774.167	367.315	7.876.152
7214999020	Oth. carbon, other than of circularcross-sect:shaft bars; manganese steel	3.506.291	52.821.253	4.442.010	52.950.413
7214999090	Oth.Than Concrete steel, Shaft bars, manganes steel	724.865	6.115.680	1.263.075	6.527.880
7215100000	Oth bars & rods of iron/non-alloy steelfree-cutting steel,cold-formed/finished	322.419	5.212.670	623.464	7.144.751
7215501000	Oth bars & rods of iron/non-alloy steelcontaining by weight 0.6% or more of	12	16.028	1.264	61.130
7215509000	Oth bars & rods of iron/non-alloy steel	198.616	5.750.954	317.064	9.156.758
7215900010	Manganese steel/shaft bars,containingby weight less than 0.6% of carbon	204.140	1.010.276	299.320	1.332.035
7215900020	Oth Mangan steel/shaft bars,containingby weight less than 0.6% of carbon	283.428	3.193.277	472.412	4.633.232
7215900030	Manganese steel/shaft bars, containingby weight 0.6 % or more of carbon	59.446	875.177	79.305	1.148.283
7216100000	U, i or h sections , not further workedthan hot-rolled, of a height < 80 mm	1.525.207	23.708.765	3.177.742	24.227.493
7216210000	L section of iron/non-alloy steel, notworked than hot-rolled,of a height<80 mm	179.181	5.113.116	132.215	3.629.175
7216220000	T section of iron/non-alloy steel, notworked than hot-rolled,of a height<80 mm	14.086	268.248	9.371	219.916
7216310000	U, l or H sections, not further workedu sections	987.890	41.652.965	563.767	21.867.722
7216320000	U, l or H sections, not further workedi sections	1.326.192	13.085.685	1.343.894	13.386.172
7216330000	U, l or H sections, not further workedh sections	1.790.996	64.809.534	2.528.872	45.252.970
7216400000	L/T sect,not further work than hot-rollhot-drawn/extrud,a height of 80mm /more	2.613.802	12.054.024	2.647.176	9.817.068
7216501000	Oth angles,shapes§ions,not furtherof a height of less than 80 mm	186.572	10.763.376	254.492	6.246.944
7216509000	Oth angles, shapes & sect,not furtherof a height of more than 80 mm	3.630.994	55.483.969	3.835.075	56.754.290
7216610000	Angles,shapes§ions,not worked thancold-formed,obtain from flat-rolled prod	326	38.777	1.731	56.713
7216690000	Angle,shape§,not workthan cold formoth than obtain from flat-rolled product	169.821	3.435.717	358.832	7.472.961
7216910000	Oth angles,shapes§,not further workcold form/finish from flat roll product	0	94.129	0	137.636
7216990000	Oth angles,shapes§,not further workoth than cold form/finish,flat roll prod	542.065	10.744.048	1.001.115	13.221.395
7217101000	Wire of iron/non-alloy steel,not platd/coated,cont.carbon < 0.25% by weight	655.071	26.548.947	286.033	12.403.848
7217102200	Bead wire,flat hard steel reed wire;notplated/coated; 0.25%=< carbon<0.6%	715.683	32.316.878	975.313	20.232.573
7217102900	Other wire of iron or non-alloy steel,not plate/coated, 0.25% =< carbon < 0.6%	1.140.553	11.523.882	1.643.169	11.715.214
7217103100	Spokes wire;bead wire;flat hard steelreed wire;not plated/coated,carbon>=0.6%	1.082.098	7.997.010	1.009.521	7.693.607
7217103900	Other wire of iron or non-alloy steel,not plated/coated, cont. carbon >= 0.6%	686.529	9.971.784	846.869	8.537.250
7217201000	Wire of iron/non-alloy steel,plated w/zinc, cont.carbon < 0.25% by weight	737.350	27.900.521	546.314	17.387.741
7217202000	Wire of iron/non-alloy steel,plated w/zinc,cont.carbon>0.25% & <0,45%by weight	0	862.336	0	710.256
7217209100	High carbon steel core wire,for almniumconductors steel reinforced (acsr)	28.811	293.213	46.993	532.306
7217209900	Oth than high carbonsteel core wire,foraluminium conduct steel reinforced(acsr)	429.157	9.713.104	1.086.631	12.502.275
7217301000	Wire of iron/non-alloy steel,plated w/oth base metal,cont.crbn<0.25% by weight	0	4.634	0	39.870
7217302000	Wire of iron/non-alloy steel,plated w/oth base metal,cont.0.25% =<carbon <0.6%	151.482	890.715	277.269	1.252.929
7217303110	Copper alloy coated high carbon steelwire coated with brass	2.148.237	21.938.918	4.120.512	32.196.811
7217303190	Copper alloy coated high carbon steelsteel coated with other copper alloys	259.291	3.119.881	455.644	3.906.639
7217303900	Other wire of iron or non-alloy steelplated with oth base metal,carbon>=0.6%	399.606	9.605.889	134.898	3.553.027
7217901000	Oth wire of iron/non-alloy steel,platedzinc>=240g/m?,silicon<=0.1%,cover by pvc	42.253	743.967	131.524	1.497.716
7217909010	Oth wire of iron/non-alloy steel,platedcontaining by weight 0.6% or more	10.116	1.630.439	48.478	2.385.205
7217909090	Oth wire of iron/non-alloy steel,platedexcluding goods of subheading 7217.90.10	248.476	3.733.587	333.406	7.207.241
7218100000	Ingots & oth primary forms of stainlesssteel	61.292	139.722	65.020	260.929
7218910000	Semi-finished prod.of stainless steelof rectangulr (not square) cross-section	11	22.456	267	117.204
7218990000	Oth semi-finished prod.of stainlesssteel	178.096	1.778.079	1.124.545	9.085.714
7219110000	Flat-roll prod of stainless steel,hotrolled,in coil of a thick exceed 10mm	362	427.443	6.675	1.383.581
7219120000	Flat-roll prod of stainless steel,hotrolled,in coil of a 4.75mm=<thick<=10mm	169.429	1.601.603	621.293	5.037.211
7219130000	Flat-roll prod of stainless steel,hotrolled,in coil of a 3mm<=thick<=4.75mm	2.609.164	45.452.960	6.659.120	99.547.096
7219140000	Flat-roll prod of stainless steel,hotrolled,in coil of a thickness<=3mm	351.017	4.188.364	653.405	7.652.670
7219210000	Flat-roll prod of stainless steel,hotrolled,not in coil of a thick > 10mm	1.305.697	4.943.124	2.144.584	11.160.036
7219220000	Flat-roll prod of stainless steel,hotroll,not in coil of 4.75mm=<thick<=10mm	3.742.908	57.708.617	5.648.553	74.023.611
7219230000	Flat-roll prod of stainless steel,hotroll,not in coil of a 3mm<=thick<=4.75mm	558.161	7.340.035	1.368.942	17.607.695

I.3. IMPOR MENURUT KOMODITI / IMPORT BY HS COMMODITY
***** OKTOBER / OCTOBER 2008 *****

HS	Uraian Komoditi Commodity Description	Berat Bersih / Net Weight (Kg)		Nilai / Value C.I.F (US\$)	
		Bulan ini Current Month	Kumulatif Cum.Jan. to date	Bulan ini Current Month	Kumulatif Cum.Jan. to date
7219240000	Flat-roll prod of stainless steel,hotrolled,not in coil of a thickness<=3mm	52.904	1.795.302	162.729	3.681.613
7219310000	Flat-rolled prod.of stainless steel,cold rolled, of a thickness >= 4.75 mm	643	259.697	12.906	1.238.957
7219320000	Flat-rolled prod.of stainless steel,cold rolled, 3 mm =< thickness < 4.75 mm	61.701	1.162.478	226.774	4.606.250
7219330000	Flat-rolled prod.of stainless steel,cold rolled, 1 mm < thickness < 3 mm	662.460	8.819.546	1.533.977	18.919.532
7219340000	Flat-rolled prod.of stainless steel,cold rolled, 0.5 mm =< thickness <= 1 mm	957.020	8.189.694	2.228.069	18.531.460
7219350000	Flat-rolled prod.of stainless steel,of a thickness < 0.5 mm	288.453	4.298.131	995.848	9.952.573
7219901000	Oth flat-roll prod.of stainless steel,thick>=1.5mm & <125mm patterns from roll	253	28.078	827	65.528
7219902000	Oth flat-rolled prod.of stainless steel,of a thickness < 0.5 mm	0	131	0	29.680
7219909000	Oth flat-rolled prod.of stainless steel,of a thickness >0.5 mm	231.696	3.390.462	440.490	6.870.924
7220111000	Hoop & strip of stainless steel, hotrolled,of a thick >= 4.75 mm,widht<400mm	734.584	12.816.756	1.182.506	15.268.111
7220119000	Hoop & strip of stainless steel, hotrolled,of a thick >= 4.75 mm,width>400mm	165.460	8.475.513	314.055	9.218.697
7220121000	Hoop & strip of stainless steel, hotrolled,of a thick < 4.75 mm,width<400mm	69.301	1.483.295	143.127	2.222.424
7220129000	Hoop & strip of stainless steel, hotrolled,of a thick < 4.75 mm,width>400mm	124.599	4.936.115	533.927	8.231.066
7220201000	Hoop & strip of stainless steel, coldrolled, width < 400mm	61.283	979.393	110.785	2.595.228
7220209000	Hoop & strip of stainless steel, coldrolled, width>400mm	1.395.941	16.457.328	3.045.284	20.512.311
7220901000	Hoop & strip of stainless steel, notcold rolled, width < 400mm	48	507.444	952	864.509
7220909000	Hoop & strip of stainless steel, notcold rolled, width > 400mm	4.490.220	44.691.553	7.612.374	65.725.430
7221000000	Bars & rods, hot-rolled,in irregularlywound coils, of stainless steel.	202.860	15.329.843	436.946	7.755.529
7222110000	Bars,rods, hot-rolled, in irregularlyof circular cross-section	108.690	2.479.909	322.546	4.699.744
7222190000	Bars,rods, hot-rolled, in irregularlyof not circular cross-section	359.053	6.918.352	420.392	6.030.361
7222201000	Bars,rods, cold-formed or cold-finishedof circular cross-section	18.951	363.344	196.049	2.794.607
7222209000	Bars,rods, cold-formed or cold-finishedof not circular cross-section	1.244.932	11.594.460	1.855.113	11.665.496
7222301000	Other bars and rods of circularcross-section	48.151	1.089.498	94.063	5.321.259
7222309000	Other bars and rods of not circularcircular cross-section	176.866	3.720.119	855.651	9.841.958
7222400000	Angles, shapes and sections ofstainless steel	127.155	3.717.010	100.920	3.713.661
7223001000	Wire of stainless steel having a cross-sectional dimension exceeding 13 mm	66.016	394.310	180.082	1.743.236
7223009000	Wire of stainless steel having a cross-sectional dimension <= 13 mm	261.683	4.979.929	1.379.257	22.524.923
7224100000	Ingots & oth primary forms of oth alloysteel	300.339	1.804.364	309.841	2.158.326
7224900000	Semi-finished prod. of oth alloy steel	83.834	1.010.636	332.161	3.406.199
7225110000	Grain-oriented of silicon-elect steela width of 600 mm or more.	423.147	9.129.428	1.792.400	26.822.009
7225190000	Oth than Grain-orient of silicon-electsteel a width of 600 mm or more.	2.547.667	27.744.781	3.256.768	27.164.486
7225300000	Flat-roll product of oth alloy steel,ofnot further worked than hot-roll,in coil	1.455.630	15.533.660	1.962.194	13.430.365
7225400000	Flat-roll prod of oth alloy steel,of notfurther worked than hot-roll,not in coil	3.050.291	25.645.363	4.888.643	43.162.590
7225500000	Flat-roll prod of oth alloy steel,of notfurther worked than cold-rolled	64.070	289.549	64.216	510.887
7225910000	Oth flat-rolled prod.of oth alloy steel,electrolytically plated/coated with zinc	1.289.341	13.133.328	2.484.912	23.840.184
7225920000	Oth flat-rolled prod.of oth alloy steel,otherwise plated or coated with zinc	62.261	5.694.730	67.359	4.804.526
7225990000	Oth flat-rolled prod.of oth alloy steel,otherwise plated or coated with not zinc	832.748	3.939.094	1.561.217	7.829.610
7226111000	Hoop & strip, grain-oriented of siliconelectrical steel, of a width <= 400 mm	27.001	2.126.682	132.517	5.333.696
7226119000	Hoop & strip, grain-oriented of siliconelect steel, of a width >400 mm,<600mm	279.815	4.310.677	1.387.732	16.284.808
7226191000	Hoop,strip,oth than grain-orient ofsilicon elect steel,of a width<= 400 mm	9.434	94.465	68.778	651.130
7226199000	Hoop,strip,oth than grain-orient ofsilil elect steel,of width>400mm,<600mm	91.222	610.383	131.513	1.314.693
7226201000	Hoop & strip of high speed steelof a width <= 400 mm	20.750	100.051	87.890	164.485
7226209000	Hoop & strip of high speed steelof a width > 400 mm, < 600mm	105.335	1.754.486	141.017	2.037.917
7226911000	Hoop,strip of oth alloy steel,hot rolled, of a width <= 400 mm	4.651	57.307	12.610	229.084
7226919000	Hoop,strip of oth alloy steel,hot rolled, width >400 mm, <=600mm	133.666	1.529.543	553.200	3.183.349
7226921000	Hoop,strip of oth alloy steel,cold rolled, of a width <= 400 mm	21.025	1.451.751	26.540	1.248.097
7226929000	Hoop,strip of oth alloy steel,cold rolled, width >400 mm, <= 600mm	68.211	1.152.234	77.986	1.173.643
7226991000	Hoop & strip of oth alloy steel,width <= 400 mm	24.658	126.339	152.419	550.488
7226999000	Hoop & strip of oth alloy steel,width > 400 mm and <= 600mm	158.728	2.124.667	463.088	4.976.039
7227100000	Bars & rods, hot-rolled, in irregularlywound coils, of high speed steel	262	142.971	171	691.650
7227200000	Bars & rods, hot-rolled, in irregularlywound coils, of silico-manganese steel	0	383	0	6.758
7227900000	Oth bars & rods, hot-rolled, inirregularly wound coils	3.273.700	42.538.759	3.071.682	30.116.744
7228101000	Bars & rods, of high speed steel, ofcircular a cross-section	31.619	587.319	207.658	1.751.033
7228109000	Bars & rods, of high speed steel,not ofcircular a cross-section	169.622	7.820.941	266.432	11.431.842
7228201000	Bars & rods, of silico-manganese steel,circular a cross-section	825	420.003	2.016	570.328
7228209000	Bars & rods, of silico-manganese steel,not circular a cross-section	1.562.096	14.375.634	1.971.171	18.638.659
7228301000	Oth bars&rods,of silico-manganese steelof circular cross-section	2.885.499	12.388.274	3.627.144	15.136.962
7228309000	Oth bars&rods,of silico-manganese steelnof circular cross-section	9.278.764	109.771.347	13.272.277	119.284.451
7228401000	Oth bars,rods,not further worked thanforget, of circular cross-section	819.551	2.491.219	482.145	2.069.230
7228409000	Oth bars,rods,not further worked thanforget, not of circular cross-section	555.720	24.646.690	884.736	15.151.915
7228501000	Oth bars,rods,not formed/cold finishedof circular cross-section	41.332	728.182	67.394	1.214.587
7228509000	Oth bars,rods,not formed/cold finishednot of circular cross-section	824.199	11.134.333	1.372.240	15.417.696
7228601000	Other bars and rods :of circular cross-section	608.802	3.618.751	1.017.998	5.920.008
7228609000	Other bars and rods :not of circular cross-section	288.279	12.100.640	994.909	18.363.678
7228700000	Angles, shapes and sections of otheralloy steel	2.010.780	22.557.582	2.159.915	20.830.551
7228801100	Hollow drill bars,rods, weight >=0.6%of circular cross-section	2.482	142.220	24.856	745.836
7228801900	Hollow drill bars,rods, weight >=0.6%not of circular cross-section	146	168.379	830	876.843
7228809000	Oth. Hollow drill bars and rods	244.123	2.051.476	1.066.397	9.647.984
7229200000	Wire of silico-manganese steel	325.507	6.033.856	494.370	8.433.132
7229900010	Wire of other alloy steel,of high speed steel	162.810	1.565.560	228.850	2.250.843
7229900090	Wire of other alloy steel,not of high speed steel	1.554.464	24.702.221	2.717.377	29.639.366
7301100000	Sheet piling of iron or steel	653.038	10.018.317	843.740	9.593.694
7301200000	Angles, shapes and sections of iron or steel	197.596	2.941.492	241.135	4.965.295

I.3. IMPOR MENURUT KOMODITI / IMPORT BY HS COMMODITY
***** OKTOBER / OCTOBER 2008 *****

HS	Uraian Komoditi Commodity Description	Berat Bersih / Net Weight (Kg)		Nilai / Value C.I.F (US\$)	
		Bulan ini Current Month	Kumulatif Cum.Jan. to date	Bulan ini Current Month	Kumulatif Cum.Jan. to date
730210000	Rails of iron or steel	260.251	3.359.198	377.069	3.822.902
730230000	Switch-blades, crossing frogs, pointrods and other crossing pieces	597	52.002	7.954	90.178
730240000	Fish-plates and sole plates of iron or steel	7.593	130.865	51.464	296.516
730290100	Sleepers, of iron or steel	11.313	114.917	36.652	311.241
730290900	Other than sleepers, of iron or steel	891.637	4.142.424	1.022.872	5.713.073
7303001010	Tubes, pipes of cast with an external diameter not exceeding 100 mm	167.657	1.374.416	340.282	3.416.772
7303001020	Tubes, pipes of cast with an external diameter not exceeding 150 mm	12.108	275.185	16.535	477.680
7303001030	Tubes, pipes of cast with an external diameter >150 mm and <=600 mm	102.405	428.487	134.639	725.411
7303001090	Oth. Tubes, pipes	184.187	921.493	380.174	2.348.822
7303009010	Hollow profiles, of cast iron with an external diameter <=100 mm	754	36.224	700	93.920
7303009090	Hollow profiles, of cast iron with an external diameter > 100 mm	1.136.495	13.149.445	2.385.930	29.157.340
7304110000	Tubes, pipes and hollow profiles, seamless, of stainless steel	2.839.486	20.477.600	7.256.169	52.240.751
7304190000	Oth. tube, pipe & hollow profile, seamless, line pipe of a kind use for oil/gas pipe	12.201.164	123.556.937	19.452.845	183.437.091
7304220010	Oth. tube, pipes & hollow profile, seamless, unfinished drill pipe (green pipe) with	468.317	8.809.476	2.878.162	25.280.533
7304220090	Oth. tube, pipes & hollow profile, seamless, unworked pipe end	259.514	7.719.366	317.777	15.953.199
7304230010	Unfinished drill pipe (green pipe) with yield strength less than 75,000 psi	0	274.531	0	458.465
7304230090	Oth. unfinished drill pipe (green pipe)	1.287.149	4.803.008	7.270.649	18.011.239
7304240010	Unfinish case & tube, yield strgh < 75000 Psi oth. of stanlss stel for drill	112	1.340.323	3.081	1.818.662
7304240090	Oth. unfinish casetube & unworked, stainless with yield strength less than 75,000 psi	13.375	1.821.607	654.294	4.341.506
7304290010	Unfinish casetube & unworked pipe end with yield strength less than 75,000 psi	6.130.004	91.804.397	11.524.643	137.181.873
7304290090	Oth. unfinish casetube & unworked pipe end with yield strength less than 75,000 psi	7.301.031	55.993.526	11.323.519	93.185.656
7304311000	High press. conduits, of circular cross-sect. of iron/non-alloy steel, cold rolled	83.309	2.883.810	434.763	6.123.542
7304319000	Oth. drill Rod Casing & tubing with pin and box threads	948.188	12.427.092	2.575.201	25.899.196
7304390000	Oth. Drill Rod Casing and tubing with pin and	2.233.035	42.299.220	3.219.052	60.697.065
7304410000	Cold-drawn or cold-rolled (cold-reduced) stainless steel	172.458	2.288.409	415.171	5.323.476
7304490000	Oth. Cold-drawn or cold-rolled (cold-reduced) stainless steel	202.474	5.673.211	1.022.062	18.173.845
7304511000	High press. conduits, of circular cross-sect. of oth alloy steel, cold rolled	0	133.188	0	695.529
7304519000	Oth tubes/pipes/hollow profiles, seamless cold rolled, crclr c-s of oth alloy steel	33	1.094.885	401	2.592.736
7304590000	Oth. Drill rod casing & tubing with pin & sect. of oth alloy steel, cold rolled	217.899	3.751.526	1.041.428	17.402.774
7304900000	Oth. Drill rod casing & tubing with pin & cold rolled, crclr c-s of oth alloy steel	434.400	38.734.203	2.347.056	34.868.923
7305110000	Lines pipe, for oil or gas longitudinal submerged arc welded of iron/steel	1.170.132	2.945.301	4.163.306	9.779.063
7305120000	Lines pipe, for oil or gas other, longitudinally welded of iron/steel	10.432	1.084.449	44.650	1.380.997
7305190000	The oth. line pipe of iron/steel for oil, external diameter > 406.4mm	3.891.926	39.594.689	6.247.945	51.098.902
7305200000	Casing of iron/steel used in drilling for oil/gas external diameter 406.4mm	676.130	3.573.441	1.515.469	6.306.907
7305311000	Lines pipe, for oil or gas longitudinal stainless steel pipes & tubes	5.909	295.303	45.285	603.415
7305319000	Oth. lines pipe, for oil/gas longitudinal stainless steel pipes & tubes	36.393	740.864	57.234	2.691.149
7305390000	Oth. lines pipe, for oil/gas longitudinal	71.428	1.221.228	107.533	1.672.530
7305900000	Oth. lines pipe, for oil/gas longitudinal oth. stainless steel pipes & tubes	889.662	6.677.575	3.118.555	13.815.142
7306110000	Line pipe of kind use for oil/gas pipewelded, of stainless steel	3.856	1.367.919	23.004	2.680.370
7306190000	Oth. line pipe of kind use for oil/gas pipe, welded, of stainless steel	642.520	28.192.924	3.956.342	37.550.116
7306210000	Casing & tubing of a kind use in drilling, welded, of stainless steel	135	62.941	71	113.824
7306290000	Oth. casing & tubing of a kind use in drilling, welded, of stainless steel	16.258	5.124.852	82.993	9.819.052
7306301010	Boilr tube weld, of circular cross-sect of iron/non ally stel intrnl diamtr < 12.5mm	5	473.088	188	635.989
7306301020	Boilr tube weld, of circular cross-sect of iron/non ally stel intrnl diamtr > 12.5mm	9.613	233.608	116.049	460.893
7306302010	Boilr tube weld, of single/double walled, copprr plate, intrnl diamtr < 12.5mm	78.578	656.634	520.729	4.227.877
7306302020	Boilr tube weld, of single/double walled, copprr plate, intrnl diamtr > 12.5mm	17.345	2.768.418	41.550	5.384.843
7306303000	Boilr tube weld, of single/double walled, copprr plate, sheath pipe for heating	20.995	65.819	21.576	73.133
7306309010	Oth. boilr tube weld, of single/double walled, copprr plate, intrnl diamtr < 12.5mm	109.981	2.005.888	352.310	6.820.910
7306309020	Oth. boilr tube weld, of single/double walled, copprr plate, intrnl diamtr > 12.5mm	842.171	14.683.152	1.803.240	18.818.070
7306401010	Oth. weld, of circular cross-section of weld boilr tube w intrnl diamtr < 125 mm	764	48.707	7.140	955.264
7306401090	Oth. weld, of circular cross-section of weld boilr tube w intrnl diamtr > 125 mm	17.650	174.779	60.436	1.961.682
7306402000	Welded boiler tubes of stainless steel with internal diameter > 12.5 mm	34.377	876.333	725.341	6.689.488
7306403000	St'less steel pipes & tubes welded of circular cross sec. w extrl dmtr > 105mm	0	23.646	0	47.289
7306409000	Oth. not welded of circular cross sect. with internal diameter > 12,5 mm	680.453	4.294.958	2.599.729	21.753.000
7306501010	Oth. boilr tube, weld, of circular cross-sectn, oth alloy steel int. diamtr < 12.5mm	48.155	110.354	180.346	344.217
7306501020	Oth. boilr tube, weld, of circular cross-sectn, oth alloy steel int. diamtr > 12.5mm	8.554	269.635	33.511	460.761
7306509010	Oth. boilr tube, weld, of circular cross-high pressure conduits	26	4.827	561	41.276
7306509020	Oth. boilr tube, weld, oth. thn high prssr conduit, oth alloy steel int. diamtr < 12.5mm	2.506	55.697	20.430	435.114
7306509030	Oth. boilr tube, weld, oth. thn high prssr conduit, oth alloy steel int. diamtr > 12.5mm	534.018	2.526.967	2.314.041	12.738.906
7306610010	Oth. boilr tube, weld, square/rectangular cross sectin, with int. diamtr < 12,5mm	26.549	580.437	85.580	574.604
7306610090	Oth. boilr tube, weld, square/rectangular cross sectin, with int. diamtr > 12,5mm	449.602	3.805.167	676.008	3.752.377
7306690010	Oth. boilr tube, non circular crss-section with internal diameter < 12,5mm	0	140	0	1.026
7306690090	Oth. boilr tube, non circular crss-section with internal diameter > 12,5mm	0	17.734	0	57.618
7306901010	Bundy-weld pipes and tubes, with internal diameter <= 12,5mm	2	14.382	17	72.852
7306901090	Bundy-weld pipes and tubes, with internal diameter > 12,5mm	14.254	16.951	26.607	102.695
7306909010	Oth. thn bundy-weld pipes & tubes, with internal diameter <= 12,5mm	60.334	1.319.780	170.319	2.456.779
7306909090	Oth. thn bundy-weld pipes & tubes, with internal diameter > 12,5mm	925.686	37.314.015	1.337.130	42.557.577
7307110000	Cast fitting of non-malleable cast iron	16.525	356.953	43.634	739.575
7307190000	Cast fitting of other than non-malleable cast iron	1.505.045	10.342.219	5.349.613	23.485.918
7307210000	Other, of stainless steel flanges	418.474	6.094.709	2.163.095	20.493.698
7307220000	Other, of stainless steel threaded elbows, bends and sleeves	97.590	1.464.843	420.635	8.626.314
7307230000	Other, of stainless steel butt welding fittings	22.486	1.209.575	272.222	7.535.762
7307290000	Oth., of stanlss steel oth. than flanges, butt welding, threaded elbow, bend & sleeve	292.348	3.949.043	1.328.265	18.676.541

I.3. IMPOR MENURUT KOMODITI / IMPORT BY HS COMMODITY
***** OKTOBER / OCTOBER 2008 *****

HS	Uraian Komoditi Commodity Description	Berat Bersih / Net Weight (Kg)		Nilai / Value C.I.F (US\$)	
		Bulan ini	Kumulatif	Bulan ini	Kumulatif
		Current Month	Cum.Jan. to date	Current Month	Cum.Jan. to date
7307910000	Tube or pipe fittings (couplings)flanges	1.334.284	11.174.395	4.003.875	37.336.900
7307920000	Tube or pipe fittings (couplings)threaded elbows, bends and sleeves	262.709	3.310.683	1.313.061	19.567.954
7307930000	Tube or pipe fittings (couplings)butt welding fittings	319.179	3.795.329	835.555	14.719.805
7307990000	Other tube/pipe fittings (couplings)	2.158.223	18.210.379	24.911.055	112.597.567
7308101000	Bridges and bridge sect. w prefab'tedtype joined by shear connectors	13.171	101.331	74.890	298.106
7308109000	Other bridges and bridge sections	482.059	28.125.552	1.074.371	61.950.543
7308201100	Towers with prefabricated modular type joined by shear connectors	6	810.120	1.234	1.250.591
7308201900	Other towers	1.314.270	8.044.233	1.055.973	8.144.301
7308202900	Other lattice masts	409.116	13.483.326	1.725.013	43.522.343
7308300000	Doors, windows and their framesand thres hold for doors	125.013	1.379.894	375.518	4.812.034
7308401000	Equip. for scaffolding w prefabricatedmodlr type joined by shear connectors	0	210.397	0	181.022
7308409000	Other equipment for scaffolding,shuttering, propping or pit propping	110.727	2.569.036	183.363	7.455.320
7308902000	Other, prefabricated modular type joined by shear connectors	86.477	602.907	234.175	1.198.394
7308903000	Oth. corrug,curved/bent gal'v d plt fass'bly.into undgrnd conduits&culvert	20.734	518.795	131.643	1.747.919
7308904000	Oth parts of tub/tunnels,made of formd&bended corrugated sheet of iron/steel	2.931	1.171.683	11.859	1.336.732
7308905000	Other, prefabricated modularrail for ships	30.195	165.076	82.134	325.276
7308909000	Other structures and partsof structures of iron or steel	9.874.972	100.397.347	29.250.807	254.516.713
7309000000	Reservoir,tank,vat&similar containerof iron/steel, capacity > 300 ltr	829.237	6.392.327	6.746.449	42.725.395
7310100010	Tank,cask,drum,can,boxe&similarfor transporting or coagulating latex	40.714	370.148	295.467	1.275.639
7310100020	Tank,cask,drum,can,boxe&similarof iron or steel casting in the rough	3.705	188.808	3.896	476.779
7310100030	Tank,cask,drum,can,boxe&similarother of iron/steel forging/stamping	125.681	1.551.396	318.132	3.307.772
7310100090	Oth.tank,cask,drum,can,boxe&similar	503.601	4.337.274	1.328.650	10.781.392
7310211010	Cans <1L,closed by soldering ofiron/steel casting in the rough	0	143.204	0	465.296
7310211020	Cans <1L,closed by soldering ofiron/steel forging or stamping in	0	13.261	0	27.811
7310211090	Oth.cans <1L,closed by soldering ofiron/steel	50.914	452.301	162.384	1.189.216
7310219010	Cans >1L & <50L,closed by soldering ofiron/steel casting in the rough	11.484	623.354	38.479	280.474
7310219020	Cans >1L & <50L,closed by soldering ofiron/steel forging or stamping in	4	26.682	33	72.315
7310219090	Oth.cans >1L & <50L,closed by soldering of iron/steel	74.491	1.391.478	252.719	3.036.663
7310291010	Cans <1L,not soldering ofiron/steel casting in the rough	20.076	34.717	78.554	170.446
7310291020	Cans <1L,not soldering ofiron/steel forging or stamping in	51	62	1.411	1.661
7310291090	Oth.cans <1L,not soldering ofiron/steel	16	62.712	51	250.460
7310299010	Cans >1L & <50L,not soldering ofiron/steel casting in the rough	6	1.496	204	2.191
7310299020	Cans >1L & <50L,not soldering ofiron/steel forging or stamping in	1.849	23.992	5.106	69.421
7310299090	Oth.cans >1L & <50L,not soldering of iron/steel	775.853	8.331.591	166.545	4.921.607
7311001100	Cont'ners for compressed/liquefied gasseamless stl cylinders, capacity< 30 ltr	12.792	5.112.187	68.655	9.904.235
7311001900	Other seamless steel cylinders	493.224	6.257.375	1.969.460	15.455.219
7311009100	Other containers of iron or steelwith capacity of less than 30 l	1.384.805	4.147.433	2.224.855	6.830.304
7311009900	Other containers of iron or steel	166.035	3.512.670	207.564	6.371.817
7312101000	Standed wr,ropes & cables for lockedcoil,flat'ed strands&non rotting wr rp	611.211	7.400.647	613.621	7.765.106
7312102000	Stranded wire,rope&cables by plated/coatd wth brass,& of a nom.d<=3mm	283.667	4.537.415	772.850	11.464.658
7312104000	Stranded wire, rope and cables withstranded wire of diameter of< 3 mm	76.090	385.077	239.028	1.594.209
7312109000	Other stranded wire, rope and cables	2.613.937	20.914.116	5.029.538	38.363.839
7312900000	Oth stranded wire, rope and cables,plaitd bnds,slings&of ir/stl not elect	916.516	6.069.922	4.448.619	20.926.685
7313000000	Barbed wr of iron/steel; twisted hoop&of a kind used f fencing of iron/stl	64.168	1.045.469	236.289	787.062
7314120000	Woven cloth with endless bandsfor machinery, of stainless steel	743	292.651	17.862	1.120.330
7314140000	Woven cloth, of stainless steel	9.481	385.379	94.977	2.340.559
7314191000	Endless bands for machinery oth thn ofstainless steel	158	137.216	302	1.123.892
7314199000	Other woven cloth, not stainless steel	90.755	324.105	359.236	2.480.614
7314200000	Grill&fencing,welded at the intersectofwr wth a max.sect.d>3mm&mesh s>100cm	354.869	5.787.932	416.737	4.359.051
7314310000	Other grill, netting & fencing,weldedat the intersect.by pltd/coatd w zinc	178.685	6.178.180	176.856	4.725.543
7314390000	Oth grill, netting and fencing,weldedat the intersection	252.546	6.224.680	443.699	9.214.294
7314410000	Oth cloth, grill, netting and fencingby plated or coated with zinc	164.680	1.435.039	163.136	1.233.631
7314420000	Oth cloth, grill, netting and fencingby coated with plastics	4	747.723	2	417.206
7314490000	Oth cloth, grill, netting and fencing	688.390	3.188.888	2.188.402	4.364.578
7314500000	Expanded metal	38.009	243.432	99.235	692.084
7315111100	Roller chain for bicyclesof mild steel	35.507	1.061.029	101.673	1.232.305
7315111200	Roller chain for motorcyclesof mild steel	428.550	4.120.705	1.457.300	12.295.139
7315111900	Other mild steel for roller chain	43.733	601.148	135.737	1.926.431
7315112100	Other roller chain for bicycles	21.535	287.111	15.993	277.316
7315112200	Other roller chain for motorcycles	445.793	5.009.968	1.124.172	11.445.580
7315112300	Oth roller chain transmis. type6mm < pitch length <= 3mm	27.321	222.258	208.472	1.736.097
7315112900	Other roller chain	203.814	2.194.771	568.803	4.942.887
7315120000	Other roller chainof mild steel	685.926	6.141.643	1.686.268	14.776.549
7315191100	Roller chain for bicyclesof bicycle chain	0	1.836	0	4.184
7315191200	Roller chain for motorcyclesof motorcycle chain	19.532	115.094	407.244	2.585.423
7315191900	Other roller chainof other mild steel	2.767	19.981	6.620	46.247
7315199100	Other roller chain for bicyclesof bicycle chain	0	4.545	0	1.810
7315199200	Other roller chain for motorcyclesof motorcycle chain	5.882	74.904	165.614	1.347.381
7315199900	Other roller chain of other thanbicycle chain&motorcycle chain	3.107	226.692	28.738	726.835
7315201000	Skid chainof mild steel	0	432	0	7.372
7315209000	Other Skid chainof mild steel	3.331	273.189	247.519	738.463
7315811000	Stud-linkof mild steel	321	203.531	1.642	311.997
7315819000	Other Stud-linkof mild steel	107.198	1.039.040	180.383	4.096.310

I.3. IMPOR MENURUT KOMODITI / IMPORT BY HS COMMODITY
***** OKTOBER / OCTOBER 2008 *****

H S	Uraian Komoditi Commodity Description	Berat Bersih / Net Weight (Kg)		Nilai / Value C.I.F (US\$)	
		Bulan ini	Kumulatif	Bulan ini	Kumulatif
		Current Month	Cum.Jan. to date	Current Month	Cum.Jan. to date
7315821000	Other, welded linkof mild steel	0	1.414	0	16.132
7315829000	Other, welded link	144.837	929.313	137.793	771.773
7315891100	Other chain for bicyclesof mild steel	0	8.372	0	6.202
7315891200	Other chain for motorcyclesof mild steel	65.637	602.599	1.186.250	8.134.783
7315891900	Other chain of mild steel not formotorcycles and bicycles	397	78.549	9.493	914.244
7315892200	Other chain for motorcyclesof other than mild steel	42.967	297.006	34.562	257.884
7315892900	Other chain not mild steel, not formotorcycles and bicycles	152.090	1.116.162	659.475	3.941.866
7315901000	Other parts of chain for motorcyclesand bicycles	1.134	35.360	14.215	319.628
7315909000	Other parts of chain not formotorcycles and bicycles	537.802	4.547.402	1.583.639	15.570.542
7316000000	Anchors, grapnels and parts thereof,of iron or steel	384.764	6.114.464	921.637	19.747.647
7317001000	Wire nails	1.877.736	31.615.460	799.641	10.857.210
7317002000	Staples	102.527	923.835	127.559	907.232
7317009010	Dog spikes for rail sleepers,carding -tacks&similar articles,of iron or steel,	3.337	180.313	9.338	187.042
7317009020	connector & anti-splitting,connector andHob nails for footwear, ring nails	14.905	133.314	26.651	286.674
7317009030	connector and anti-splitting, connectorHooknails	2.452	107.054	2.954	53.253
7317009040	connector and anti-splitting, connectorCorrugated nails, drawing pins and tacks	349.814	2.626.074	116.344	891.783
7317009090	Oth.connector and anti-splitting,conn-ector and anti splitting	1.812.993	29.346.344	514.632	9.510.417
7318110000	Threaded articles for coach screws	195.356	1.316.543	117.690	1.928.994
7318121000	Other wood screws with an externaldiameter not exceeding 16 mm	31.066	240.607	78.530	238.397
7318129000	Other wood screws	217.331	1.788.128	449.124	4.051.437
7318131000	Screw hooks and screw rings with anexternal dmtr not exceeding 16mm	10	2.870	36	45.524
7318139000	Other screw hooks and screw rings	150.676	741.563	489.954	2.529.167
7318141000	Self tapping screw with an externaldiameter not exceeding 16 mm	10.529	106.920	80.967	1.207.821
7318149000	Other self tapping screws	42.057	430.393	140.173	2.625.965
7318151100	Screw metal with/without nuts/washerswith an external diameter <=16 mm	267.196	2.202.491	2.230.865	17.931.063
7318151200	Bolts for metal, with/ without nuts ofan external diameter <= 16mm	2.147.981	20.407.306	7.802.555	75.367.545
7318151900	Oth screws&bolts whether/not without -their nut/washers wth.an ext'l dmtr>16mm	363.313	3.151.116	2.486.136	12.774.449
7318159100	Other screws for metal with or withoutnuts or washers	105.777	1.210.469	463.789	4.875.713
7318159200	Other bolts for metal,with or without nuts	389.888	3.875.820	1.558.257	13.529.694
7318159900	Other screws and bolts whether or notwith their nut or washers	570.168	4.965.833	1.899.349	17.790.726
7318161000	Nuts with an external diameter notexceeding 16 mm	339.540	3.146.172	1.896.209	13.575.560
7318169000	Other nuts	1.571.600	11.641.912	5.414.914	38.978.073
7318191000	Other threaded articles of an externaldiameter not exceeding 16 mm	13.796	204.518	111.194	1.057.491
7318199000	Other threaded articles of ironand steel	219.866	2.158.605	892.495	8.999.226
7318211000	Non threaded artic. for spring washers&oth lock washers w an ext'nal d<16mm	15.423	297.696	129.559	1.583.857
7318219000	Other spring washersand other lock washers	59.911	518.644	541.531	4.366.299
7318221000	Other washers with an externaldiameter not exceeding 16 mm	70.196	720.173	1.292.507	8.991.907
7318229000	Other washers	262.399	2.627.844	2.508.911	22.934.850
7318231000	Rivet with an external diameternot exceeding 16 mm	33.595	185.603	149.683	1.033.444
7318239000	Other rivets	72.386	433.946	228.634	2.081.625
7318241000	Cotters& cotters pins with an externaldiameter not exceeding 16 mm	40.389	1.127.046	466.343	3.551.227
7318249000	Other cotters and cotter pins	115.295	1.229.481	1.240.539	12.215.116
7318291000	Oth non threaded articles wth anexternal diameter <= 16 mm	71.244	363.886	705.369	5.352.612
7318299000	Other non threaded articles	687.473	6.357.624	4.451.982	45.385.969
7319200000	Safety pins	15.177	192.471	50.823	479.063
7319300000	Other pins	57.024	906.236	536.672	6.323.442
7319900000	Oth similar articles for use in hand,of iron or steel	79.655	759.291	316.105	3.543.492
7320101000	Leaf springs and leavesfor motor vehicles	22.630	453.906	200.946	2.595.302
7320109000	Other leaf springs and leaves	51.876	477.564	1.032.620	4.272.783
7320201000	Helical springs for motor vehicles	121.894	1.015.374	833.616	8.260.361
7320209010	Other Helical springs for motor vehiclesFor motor vehicles or earth moving	53.618	211.630	403.135	2.395.390
7320209090	Other Helical springs for motor vehicles	48.859	875.567	396.539	5.192.042
7320901000	Other springs and leavesfor motor vehicles	77.370	484.765	759.272	4.357.413
7320909000	Other springs and leaves	322.579	1.786.242	1.187.962	8.940.806
7321110000	Cooking appliances and plate warmersFor gas fuel or for both gas and other	95.422	1.630.386	352.434	3.691.266
7321120000	Cooking appliances and plate warmerswith liquid fuel	3.715	409.548	15.164	769.934
7321190000	Other Cooking appliances & plate warmersincluding appliances for solid fuel	24.981	199.517	73.142	495.903
7321810000	Other appliances with gas fuel orfor both gas and other fuels	69.794	378.261	124.539	1.025.837
7321820000	Other appliances with liquid fuel	14	3.232	63	8.212
7321890000	Other appliances with solid fuel	352	53.664	597	129.991
7321901000	Oth cooking appliances & plate warmersOf burner for kerosene stoves	708	80.824	2.693	426.297
7321909000	Other Cooking appliances and platewarmers	635.368	8.929.914	1.418.344	20.297.552
7322110000	Radiators and parts of cast iron	265	77.299	11.875	154.986
7322190000	Other parts of radiators	24.577	211.529	333.574	2.310.715
7322900000	Other radiators for central heating	197.657	868.012	1.432.266	5.729.142
7323100000	Iron/steel wool; pot scourers&scouringor polishing pads, gloves and the like	107.254	917.104	138.847	1.291.740
7323911000	Kitchenware of cast iron ,not enamelled	32.146	534.122	320.943	1.274.203
7323919000	Household articles of cast ironnot enamelled	123.393	921.207	312.492	2.493.057
7323920000	Household articles of cast iron,enamelled	35.626	3.190.049	39.384	5.040.140
7323931000	Kitchenware of stainless steel	428.421	7.867.341	1.154.059	12.337.960
7323939000	Other household articlesof stainless steel	126.306	1.754.217	328.682	3.684.000
7323940000	Household of iron(oth. than cast iron)or steel, enamelled	192.858	2.987.263	616.441	10.502.024
7323991000	Other kitchenware	278.510	2.973.084	436.617	3.346.536

I.3. IMPOR MENURUT KOMODITI / IMPORT BY HS COMMODITY
***** OKTOBER / OCTOBER 2008 *****

H S	Uraian Komoditi Commodity Description	Berat Bersih / Net Weight (Kg)		Nilai / Value C.I.F (US\$)	
		Bulan ini	Kumulatif	Bulan ini	Kumulatif
		Current Month	Cum.Jan. to date	Current Month	Cum.Jan. to date
7323999000	Other household articles of iron or steel	150.820	3.183.296	328.914	5.338.570
7324100000	Sinks and wash basins, of stainless steel	73.467	1.750.963	117.876	3.619.302
7324210000	Bath of cast iron, whether or not enamelled	198	250.808	576	803.204
7324290000	Bath of stainless steel	56.434	373.429	226.455	1.294.058
7324901000	Sanitary ware for flushing waterclosets or urinals (fixed type)	1.021	58.916	13.971	96.051
7324902000	Sanitary ware of bedpans, urinals (portable type) and chamber pots	1.143	6.836	4.947	91.687
7324909000	Other sanitary ware	250.283	1.727.042	739.165	3.848.648
7325101000	Other cast articles of non malleable cast iron by latex spouts & latex cups	0	65.863	0	143.002
7325109000	Other cast articles of non malleable cast iron	137.209	2.001.498	489.232	5.828.956
7325910000	Grinding balls and similar articles for mills	2.816.302	20.596.236	3.553.392	24.298.709
7325991000	Other cast articles of malleable cast iron by latex spouts and latex cups	3.449	9.681	6.661	18.494
7325999000	Other cast articles of malleable cast iron	172.083	2.607.522	601.854	6.992.212
7326110000	Grinding balls & similar articles for mills forged/stamped but not further works	4.995.351	38.003.587	4.645.271	47.845.254
7326190000	Other articles of iron or steel but not forged or stamped	1.463.725	7.727.230	3.954.242	25.332.707
7326202000	Articles of iron or steel wire for rat traps	84.159	431.399	380.731	1.036.005
7326205000	Articles of iron or steel wire for poultry cages and the like	56.323	245.923	99.347	390.815
7326209000	Other articles of non iron or steel wire	54.271	1.791.144	297.082	6.688.668
7326901000	Ships' rudders not forged or stamped	72.114	1.079.644	260.009	7.128.239
7326903000	Stainless steel shield & clamp assembly for hubless cast iron pipes fit.	76.862	639.807	343.865	4.525.589
7326904000	Latex spouts and latex cups but not forged or stamped	221	27.387	3.837	65.421
7326905000	Rat traps but not forged or stamped	1.126	21.197	7.898	72.119
7326907000	Stainless steel shield, clamp assembly for horse shoes; riding boot spurs	20.083	220.183	235.553	2.421.844
7326909000	Other articles not forged or steamed	3.641.319	38.157.696	10.456.165	111.017.861
7401000000	Copper mattes, cement copper (precipitated)	8.746	88.112	56.303	999.880
7402000000	Unrefined copper, copper anodes for electrolytic refining.	8.895	784.474	119.018	2.192.867
7403110000	Refined copper for cathodes and sections of cathodes	3.427.041	54.599.507	24.970.725	428.992.997
7403120000	Refined copper for wire-bars	243	149.697	2.464	524.462
7403130000	Refined copper for billets	0	22.891.928	0	19.264.374
7403190000	Other refined copper, unwrought	158.091	963.710	1.315.116	7.977.570
7403210000	Copper alloys for copper-zinc base alloys (brass)	88.693	1.441.557	701.836	11.464.344
7403220000	Copper alloys for copper-tin base alloys (bronze)	5.399	310.661	62.829	1.612.232
7403290000	Copper alloys for other copper alloys (other than master alloys of head. 74.05)	805	121.345	20.201	1.049.360
7404000000	Copper waste and scrap.	1.263.864	7.088.468	8.162.179	44.195.854
7405000000	Master alloys of copper.	300	38.692	3.492	295.003
7406100000	Powders of non-lamellar structure	19.240	296.468	196.575	3.177.155
7406200000	Powders of lamellar structure; flakes	76.049	852.133	722.856	7.193.023
7407103000	Profiles of refined copper	507	267.687	30.599	620.444
7407109000	Other Profiles of refined copper	277.325	2.670.303	1.964.125	18.479.619
7407210000	Profiles of refined copper of copper-zinc base alloys (brass)	250.849	2.638.622	1.513.107	13.340.389
7407290000	Other of copper alloys	28.566	838.300	193.743	5.126.423
7408110000	Copper wire, of which the maximum cross-sectional	676.508	7.710.997	5.508.820	61.191.042
7408190000	Other wire of refined copper	748.416	6.226.576	3.198.442	33.996.399
7408210000	Copper wire of copper alloys with copper-zinc base alloys (brass)	132.928	2.115.823	1.129.339	16.470.500
7408220000	Copper wire of copper alloys with copper-nickel base alloys/c-nickel-zinc base alloys	11.564	80.632	149.934	1.384.714
7408290000	Other copper alloys for copper wire	135.810	1.324.877	1.095.545	9.315.846
7409110000	Copper plates, sheets and strips, of refined copper in coils	173.722	2.197.917	1.041.068	16.462.806
7409190000	Copper plates, sheets and strips, of refined copper, not in coils	56.843	1.597.838	628.560	9.295.131
7409210000	Copper plates, sheets, strips, of copper-zinc base alloys (brass), in coils	288.072	4.576.759	2.209.919	36.757.507
7409290000	Copper plates, sheets, strips, of copper-zinc base alloys (brass), not in coils	142.486	1.315.550	893.877	7.086.639
7409310000	Copper plates, sheets, strips, of copper-tin base alloys (brass), in coils	54.867	988.034	547.707	9.843.799
7409390000	Copper plates, sheets, strips, of copper-tin base alloys (brass), not in coils	1.753.223	2.097.935	2.586.473	4.062.180
7409400000	Copper-nickel base alloy (cupro-nickel), copper-nickel-zinc base alloys unrefined	15.111	180.157	194.484	2.946.403
7409900000	Other copper alloys, unrefined	3.780	138.164	98.052	1.500.140
7410110000	Copper foil, refined, thickness < 0.15mm, not backed	118.651	1.230.396	1.083.285	11.034.728
7410120000	Copper alloys, refined, thickness < 0.15 mm, not backed	40.438	444.713	260.543	3.108.925
7410210010	Reinforced sheets/plates of polyamide, of refined copper, backed	72.298	676.042	317.115	2.741.517
7410210020	Reinforced sheets/plates of polyamide, Copper clad laminate for PCBs	397.952	6.195.401	1.857.867	27.660.079
7410210090	Reinforced sheets/plates of polyamide, Copper clad laminate not for PCBs	1.588.807	1.846.097	2.355.597	3.800.897
7410220000	Reinforced sheets/plates of polyamide, Of copper alloys, unrefined	5.126	545.284	37.729	3.714.214
7411100000	Copper tubes & pipes of refined copper	538.736	3.162.201	3.235.384	18.829.389
7411210000	Copper tubes & pipes of copper alloys with copper-zinc base alloys (brass)	102.413	1.383.443	862.646	10.081.741
7411220000	Copper tubes & pipes of copper alloys with cupro-nickel or nickel silver	2.783	69.678	27.572	733.524
7411290000	Other copper tubes and pipes	244.141	2.976.657	1.693.934	15.297.476
7412100000	Copper tube or pipe fitting of refined copper	3.075	136.629	30.219	785.926
7412201000	Copper tube or pipe fitting of copper-zinc base alloys (brass)	55.554	328.062	609.539	2.223.554
7412209000	Copper alloys, not brass, refined	77.483	880.080	442.246	4.944.945
7413000000	Stranded wire, cable, plaited bands, of copper, not electrically insulated.	117.741	1.112.208	478.286	4.713.389
7415101000	Nails & tacks (including drawing pins) of copper iron or steel with head of copper	258.511	1.583.476	67.877	849.990
7415102000	Staples and similar articles of copper	273	8.091	626	15.817
7415109000	Tacks, drawing pins, & similar articles	187.436	1.958.677	231.861	2.065.351
7415210000	Washers (including spring washers) but not threaded	8.035	57.929	38.107	414.779
7415290000	Other articles of copper, not threaded	64.060	796.281	137.298	5.293.245
7415331000	Screws	35.821	769.017	209.024	2.132.975

I.3. IMPOR MENURUT KOMODITI / IMPORT BY HS COMMODITY
***** OKTOBER / OCTOBER 2008 *****

HS	Uraian Komoditi Commodity Description	Berat Bersih / Net Weight (Kg)		Nilai / Value C.I.F (US\$)	
		Bulan ini	Kumulatif	Bulan ini	Kumulatif
		Current Month	Cum.Jan. to date	Current Month	Cum.Jan. to date
7415332000	Bolts and nuts	45.803	1.019.224	151.128	3.974.136
7415390000	Other articles of copper, threaded	47.116	349.901	173.482	1.777.128
7418110000	Pot scourers and scouring or polishing pads, gloves and the like	5	16.522	60	24.757
7418190000	Other Pot scourers & scouring/polishing	2.733	73.599	8.658	225.646
7418200000	Sanitary ware and parts thereof	1.182	83.738	5.027	270.530
7419100000	Chain and parts thereof of copper	1.987	146.004	7.121	317.873
7419910010	Fittings for fire hoses, of copper	1.242	16.004	4.444	98.046
7419910020	Reservoirs, tanks, vats and similar of copper	15	27.882	216	311.794
7419910030	Electroplating anodes, machine belt for ships or other vessel	20.368	319.755	174.585	2.901.237
7419910090	Oth table, kichen, cast, moulded, stamped/forged but not further worked	20	197.529	464	3.642.402
7419991000	Electroplating anodes, machine belt fastener, fitting for ships, fire hoses	386.413	434.989	1.839.123	2.300.580
7419992000	Similar containers not fitted with mech./termal equip. of a cap. of <=300l	3.102	47.595	39.698	334.702
7419993100	Grill and netting of copper wire for machinery	1.272	15.218	34.826	508.257
7419993910	Grill and netting of copper wire Cloth suitable for making mosquito nets	8	102.103	15	135.568
7419993990	Other grill and netting of copper wire	3.652	56.001	30.233	460.450
7419994000	Other grill and netting of copper wire Springs	867	49.210	9.787	115.458
7419995000	Other grill and netting of copper wire Cigarette cases or boxes and similar	44	3.315	63	1.959
7419999000	Other articles of non copper	17.539	158.580	66.025	592.664
7501100000	Nickel mattes	0	400.030	0	1.278.271
7501200000	Nickel oxide sinters & oth intermediate product of nickel metallurgy	0	75.172	0	245.027
7502100000	Nickel, not alloyed	36.899	741.493	344.118	8.095.606
7502200000	Nickel alloys	468	16.092	42.402	439.215
7503000000	Nickel waste and scrap.	0	9.075	0	265.669
7504000000	Nickel powders and flakes.	3.075	117.425	21.903	1.491.084
7505110000	Bars, rods and profiles of nickel, not alloyed	11.032	102.755	49.917	2.291.942
7505120000	Bars, rods & profiles of nickel alloys	5.593	32.530	145.336	490.768
7505210000	Wire of nickel, not alloyed	359	52.564	6.945	1.530.441
7505220000	Wire of nickel alloys	1.593	55.297	45.441	2.136.371
7506100000	Nickel plates, sheets, strip & foil of nickel, not alloyed	240	404.154	4.760	2.055.711
7506200000	Nickel plates, sheets, strip and foil of nickel alloys	50.841	267.422	598.637	3.307.685
7507110000	Tubes and pipes of nickel, not alloyed	0	4.090	0	100.738
7507120000	Tubes and pipes of nickel alloys	830	10.446	66.581	441.088
7507200000	Tube or pipe fittings	2.988	83.968	13.920	350.417
7508100000	Cloth, grill and netting, of nickel wire	0	32.171	0	774.160
7508903000	Bolts and nuts of non nickel	956	37.996	2.482	128.463
7508904000	Other articles suitable for use in building of non nickel	0	16	0	1.357
7508909010	Electro-plating anodes, wrought or un-wrought, including those produced by	9.827	104.394	131.953	1.920.335
7508909020	Screens for printing machines	1.843	8.616	113.624	329.185
7508909090	Other Nickel tubes, pipes, tube, pipe fittings	2.372	102.709	62.740	1.225.646
7601100000	Aluminium, not alloyed	7.986.105	72.388.093	20.582.119	195.542.087
7601200000	Aluminium alloys	10.615.188	120.062.399	30.020.383	334.867.288
7602000000	Aluminium waste and scrap.	3.507.527	34.953.712	6.805.408	72.108.706
7603100000	Aluminium powders of non-lamellar structure	25.127	573.078	113.682	1.940.395
7603200010	Aluminium powders and flakes of flakes	29	75.566	943	140.380
7603200020	Aluminium powders and flakes, powder of lamellar structure	3.209	615.756	18.520	1.505.754
7604101000	Bars and rods of aluminium not alloyed	30.107	2.597.820	175.587	8.169.550
7604109010	Profiles suitable for use as heat sink with cross-sect. dimension < 17,5x17,5 cm	12	97.115	733	657.044
7604109090	Oth profiles suitable for use as heat sink	4.455	748.819	34.849	2.100.408
7604211000	Perforated tube profile for evaporator coils of mtr veh. ac mach. of alum. ally	6.997	66.574	63.909	368.453
7604219000	Oth hollow profiles of aluminium alloys	280.975	2.467.366	1.043.817	8.303.745
7604291010	Extruded bars and rods not surface treated	705	644.683	8.069	1.837.454
7604291020	Extruded bars and rods surface treated	0	1.527	0	5.556
7604293000	Y-shaped profiles for zip fasteners, in coils of non aluminium alloys	222	32.606	634	153.514
7604299000	Other bars, rods and profiles of non aluminium alloys	347.184	1.702.353	934.780	4.798.712
7605110000	Alum. wire of aluminium not alloyed which the max. cross-sect'l dim. exceeds	15.017	159.090	78.049	646.738
7605191000	Aluminium wire of non aluminium not alloyed with a diameter < 0.0508 mm	526	9.526	2.264	17.515
7605199000	Other aluminium wire of non aluminium not alloyed	7.164	207.911	60.051	1.359.451
7605210000	Alum. wire of aluminium alloys which the max. cross-sect'l dimension > 7 mm	0	110.823	0	467.497
7605291000	Aluminium wire of non aluminium alloys with a diameter not exceeding 0.254 mm	1.413	94.085	29.321	541.838
7605299000	Other aluminium wire of non aluminium alloys	27.946	515.654	173.944	2.133.681
7606110010	Aluminium plates, sheets & strip of plain figured by rolling of thick. > 0.2 mm	15.222	742.245	90.359	2.303.787
7606110090	Oth aluminium plates, sheets & strip of plain/figured by rolling of thick. > 0.2 mm	7.034.009	62.452.155	19.090.439	143.086.430
7606121010	Can stock (alloy 3004, 3104 or 5182, of thickness > 0,25 mm, in coil	98.066	632.336	561.088	3.562.957
7606121090	Oth. Can stock (alloy 3004, 3104, 5182, of thickness > 0,25 mm, in coil	37.406	993.276	128.510	2.370.717
7606123100	Sheets of alum. rigid cont. sheets alloy 5182, 5082, hardness H19 < 1,000 mm in width	168.054	835.466	748.501	3.531.218
7606123910	Other aluminium sheet/coil not exceeding 1,000 mm in width	912.319	12.241.667	3.093.654	31.009.548
7606123920	Other aluminium sheet / coil exceeding 1,000 mm in width	2.931.742	25.669.732	9.180.752	75.513.947
7606123930	Aluminium Litho Grade sheet/coil alloy HA 1052 hardness temper H19 and alloy	0	1.314.752	0	2.999.056
7606123990	Other aluminium sheet	352.065	3.919.665	1.670.975	16.192.086
7606124000	Oth, plain/figured by roll./press. but not surface treated of non alum. alloys	224.776	1.211.573	873.873	4.999.265
7606129000	Other aluminium plate rectangular of aluminium alloys	258.531	4.414.599	1.253.254	14.892.715
7606912000	Oth alum. not alloyed, plain/figured by rolling/pressing but not surface treated	6.200	36.587	29.700	99.816
7606919000	Oth aluminium plate, not rectangular of aluminium, not alloyed	1.307	174.142	60.156	818.946

I.3. IMPOR MENURUT KOMODITI / IMPORT BY HS COMMODITY
***** OKTOBER / OCTOBER 2008 *****

H S	Uraian Komoditi Commodity Description	Berat Bersih / Net Weight (Kg)		Nilai / Value C.I.F (US\$)	
		Bulan ini	Kumulatif	Bulan ini	Kumulatif
		Current Month	Cum.Jan. to date	Current Month	Cum.Jan. to date
7606923010	Venetian blind slat,whether or notrolled or cut, in width ϕ 1,000 mm	13.418	52.027	5.942	65.119
7606923020	Sheet or coil of alum. rigid containersheet alloy 5182,5082,hardness h19	143.388	673.123	792.494	2.704.146
7606923090	Oth.than Sheet/coil of aluminium rigidcontainer sheet alloy 5182,5082,hard h19	116.596	1.261.525	238.944	827.162
7606929010	Oth venetian blind slat,whether or notrolled or cut, in width ϕ 1,000 mm	0	29.248	0	233.927
7606929020	Oth.sheet/coil of alum.rigid containersheet alloy 5182,5082,hardness h19	0	179.526	0	739.245
7606929090	Other aluminium alloys	331.036	1.191.778	760.141	3.073.878
7607110000	Aluminium foil not backed, rolledbut not further worked	387.534	3.171.605	1.887.943	13.635.623
7607191000	Foil of aluminium alloy A1075 or A3903not back,oth than rolled but not worked	92.107	703.616	465.495	3.559.991
7607199000	Oth than foil aluminium alloy A1075/a3903 not back,oth than roll but notwork	248.083	2.324.692	1.638.130	18.519.425
7607204000	Aluminium foil backed for imitationgold or silver	28.513	216.270	107.426	781.251
7607209010	Aluminium foil laquer coated (white orof thickness >0,05 mm or < 0,15 mm	109.610	1.261.083	484.415	4.790.835
7607209090	Oth.aluminium foil, backed,thickness <=0.2 mm	143.073	1.506.034	729.325	8.494.977
7608100000	Aluminium tubes and pipes ofaluminium, not alloyed	91.989	1.341.684	624.076	4.630.902
7608200000	Aluminium tubes and pipesof aluminium alloys	198.815	1.118.714	641.029	5.168.661
7609000000	Aluminium tube or pipe fittings (forexample, coupling,elbows,sleeves)	62.139	544.041	431.849	4.097.582
7610100000	Alum. structures for doors, windows &their frames and thresholds for doors	53.278	754.320	251.811	2.128.358
7610901000	Oth alum. structures for bridges andbridge section, towers, lattice masts	1.631	255.826	7.600	690.967
7610909000	Other aluminium structures	134.037	2.223.123	279.684	4.290.221
7611000000	Aluminium reservoirs, tanks, vats andsimilar containers for any material	988	127.982	5.971	1.856.288
7612100000	Alum. collapsible tubular containers	10.767	128.115	105.744	1.068.975
7612901000	Aluminium casks, drums, cans, boxes andseamless containers for fresh milk	1.320	3.248	6.390	18.864
7612909000	Oth.aluminium casks,drums,cans, boxes& containers, for any material	144.050	2.434.249	563.424	10.584.411
7613000000	Aluminium containers for compressedor liquified gas	2.868	59.273	16.366	422.437
7614101100	Cable with steel core of circularcross section not exceeding 500 mm	176.938	571.179	452.075	1.503.888
7614101900	Other cable wth steel core	20.115	143.923	31.258	293.070
7614109000	Other stranded wire with steel core	536.848	2.521.185	948.232	6.275.567
7614901100	Cable without steel core of circularcross section not exceeding 500 mm	0	796.285	0	5.466.089
7614901200	Cable without steel core of circularcross section > 500 mm but < 630 mm	0	7	0	64
7614901900	Other cable without steel core	252	3.117	667	14.560
7614909000	Other stranded wire without steel core	32.135	199.344	81.889	735.455
7615110000	Pot scourers and scouring or polishingpads,/gloves and the like of aluminium	914	25.306	611	34.986
7615190000	Oth table, kitchen/oth householdarticles & parts thereof of aluminium	58.303	887.855	121.260	1.695.114
7615201000	Bedpans, urinals (portable type)and chamber	0	16	0	521
7615209000	Other sanitary ware and parts thereofof aluminium	39.338	563.394	164.132	1.228.586
7616101000	Nails of aluminium	34.678	492.181	54.347	950.339
7616102000	Staples and hooks of aluminium	34.999	402.193	106.816	1.024.289
7616109000	Tacks, rivets,cotters,cotter pinsand washers of aluminium	140.613	959.712	848.544	5.187.738
7616910000	Other cloth, grill, nettingand fencing, of aluminium wire	11.216	371.199	10.174	386.310
7616920000	Ferrules for use in the manufactureof pencils	2.648	43.246	17.009	321.223
7616930000	Alum.slugs, round, of such dim. thatthe thick's>one tenth of the diameter	20.300	556.385	76.287	2.262.740
7616994000	Bobbins, spools, reels and similarsupports for textile yarn	344	65.564	3.777	258.555
7616996000	Latex spouts and latex cups	0	33	0	304
7616999010	Venetian blinds	9.350	40.402	40.403	187.770
7616999090	Other articles of aluminium	242.825	3.440.092	1.166.380	14.249.209
7801100000	Refined lead	5.214.695	40.767.010	10.638.401	95.803.365
7801910000	Oth unwrought lead&containing by wgtantimony as the principal oth element	2.612.741	31.979.030	5.005.411	72.872.765
7801991000	Oth unwrought lead&containing by wgtunrefined	0	8	0	3.260
7801999000	Oth unwrought lead&containing by wgt	465.318	4.988.526	870.818	11.212.600
7802000000	Lead waste and scrap.	0	13.063	0	22.423
7804110000	Sheets, strip and foil of a thickness < 0,2 mm	48	53.544	1.860	269.265
7804190010	Lead embossed, cut to shape, perfortd,coated,printed, backed, reinforce mtrial	0	6.212	0	97.362
7804190090	Oth.lead plates, sheets, strip andfoil, lead	7.798	50.626	248.811	1.107.773
7804200000	Powders and flakes	0	109.912	0	15.203
7806002000	Other articles of lead,bars,rods,profiles and wire	23.373	136.455	135.042	1.201.915
7806003000	Other articles of lead,tubes,pipesand tube or pipe fittings (for	1.722	20.001	9.608	149.764
7806009010	Lead wool,washers,electro-plating anodes	451	399.205	11.637	1.300.116
7806009090	Other articles of lead	425.036	565.295	776.829	1.538.508
7901110000	Zinc not alloyed containingby weight 99.99% or more of zinc	2.778.711	51.227.685	4.934.956	116.291.811
7901120000	Zinc not alloyed containingby weight < 99.99% of zinc	2.647.867	34.475.167	5.157.856	82.715.947
7901200000	Zinc alloys	1.201.638	11.097.598	1.946.211	26.096.516
7902000000	Zinc waste and scrap.	0	8	0	159
7903100000	Zinc dust	210.869	1.624.251	557.296	4.805.154
7903900000	Zinc powders and flakes	108.693	1.139.751	373.457	4.330.026
7904000010	Zinc wire,bars,rods,not surface treated	12.378	137.587	57.700	403.951
7904000090	Zinc profiles	150	768.087	270	916.886
7905001010	Zinc plates, sheets, strip not surfacetreated	423.655	2.651.138	432.282	2.720.335
7905001020	Zinc plates, sheets, strip surfacetreated	239.680	657.214	335.083	879.409
7905002010	Zinc foil not surface treated	0	604.970	0	245.503
7905002090	Zinc foil Surface treated	12.105	123.559	16.459	201.647
7907003000	Gutters, roof capping, skylight frames& oth fabricated building components	136.112	896.274	239.523	1.695.198
7907004000	Zinc tubes, pipes,tube, pipe fittings(cuoplings, elbows, sleeves)	4.252	141.910	31.101	1.101.979
7907009010	Electro-plating anodes; stencil plates	41.626	319.697	94.361	798.758
7907009020	Domestic articles and parts thereof	417	222.172	8.115	178.044

I.3. IMPOR MENURUT KOMODITI / IMPORT BY HS COMMODITY
***** OKTOBER / OCTOBER 2008 *****

H S	Uraian Komoditi Commodity Description	Berat Bersih / Net Weight (Kg)		Nilai / Value C.I.F (US\$)	
		Bulan ini	Kumulatif	Bulan ini	Kumulatif
		Current Month	Cum.Jan. to date	Current Month	Cum.Jan. to date
7907009090	Oth articles of zinc oth than domestic	267.640	2.063.419	1.090.916	6.145.999
8001100000	Tin, not alloyed	26.729	227.292	108.861	927.097
8001200000	Tin alloys	14.353	595.203	39.861	4.286.215
8002000000	Tin waste and scrap.	81	70.762	499	134.531
8003000000	Tin bars, rods, profiles and wire.	62.586	593.695	919.510	11.295.195
8007002000	Other articles of tin, sheets and strip,Plates, thickness > 0,2mm	2.257.606	8.058.726	3.209.874	8.824.696
8007003000	Tin-foil (whether or not printed or backper),thick < 0,2 mm,powder & flakes	268	9.631	590	11.569
8007004000	Tin-Tubbes, pipes and tube or pipe fitti(for example, couplings, elbows, sleeves	1.401	6.945	11.370	25.204
8007009010	article of tin, Collapsible tubes fordentifrices, colours, and the like,	0	1.542	0	25.925
8007009090	Other articles of tin	183.902	588.227	537.601	2.146.478
8101100000	Tungsten (wolfram) powders	4.406	41.074	176.471	486.753
8101940000	Unwrought tungsten, including barsand rods obtained simply by sintering	50	6.972	3.335	187.169
8101960000	Tungsten wire	1.751	19.596	40.549	351.318
8101990010	Tungsten bar&rods,oth than those obtaineplly by sintering,profiles, sheet, strip	70	2.719	3.337	58.181
8101990090	Other tungsten (wolfram)	597	33.954	29.113	851.944
8102100000	Molybdenum powders	819	14.257	8.646	173.917
8102940000	Unwrought molybdenum, including barsand rods obtained simply by sintering	3	3	50	50
8102950000	Molybdenum bar&rods,o.than those obt'dsimp. by sintering,profiles,strip&foil	23.166	85.781	1.759.144	4.995.756
8102960000	Molybdenum wire	1.019	8.642	82.177	848.112
8102990000	Other molybdenum	0	1.291	0	163.691
8103200000	Unwrought tantalum, including bars androds obt'd simp.by sintering; powders	2.045	12.065	1.018.323	2.504.396
8103900000	Other tantalum	0	24	0	1.397
8104110000	Unwrought magnesium containingat least 99.8 % by weight of magnesium	93.433	963.759	396.121	4.280.488
8104190000	Other unwrought magnesium	679	19.658	3.120	71.292
8104300000	Magnesium raspings,turnings &granules,graded according to size; powders	44.895	129.494	109.958	841.986
8104900000	Other magnesium	1	57.938	23	218.357
8105201000	Unwrought cobalt	0	469	0	61.761
8105209000	Mattes cobalt; cobalt powders	121	4.488	10.222	352.841
8105300000	Cobalt mattes waste and scrap	0	812	0	2.309
8105900000	Other cobalt mattes	55	10.705	5.415	741.643
8106001000	Unwrought bismuth; wasteand scrap; powders	0	2.875	0	76.090
8107200000	Unwrought cadmium, powders	0	738	0	16.621
8107900000	Other cadmium	1	20.547	138	76.609
8108200000	Unwrought titanium; powders	23	24.337	2.625	175.609
8108900000	Other titanium	103.388	1.026.408	4.115.804	19.350.252
8109200000	Unwrought zirconium; powders	0	44.067	0	47.124
8109900000	Other zirconium	3.121	42.231	13.793	168.949
8110100000	Unwrought antimony; powders	73	199.133	6.278	1.235.768
8110200000	Antimony waste and scrap	10	7.528	140	68.094
8110900000	Other antimony	0	32.127	0	454.594
8111000000	Manganese and articles thereof, includewaste and scrap.	5.346	47.296	30.576	237.089
8112120000	Unwrought beryllium; powders	0	60	0	2.268
8112190000	Other beryllium	585	13.766	20.177	431.769
8112210000	Unwrought chromium; powders	9.529	15.248	149.337	217.502
8112290000	Other Chromium	0	428	0	1.573
8112990000	Other thallium	0	301	0	23.796
8113000000	Cermets and articles thereof,including waste	318	319	14.195	14.196
8201100000	Spades and shovels	265	19.948	3.843	158.119
8201200000	Forks	0	18.801	0	58.660
8201301000	Hoes (mamooties) and rakes	51	1.177	607	12.565
8201309000	Mattocks and picks	97	3.589	1.981	36.945
8201400000	Axes, bill hooks and similar hewing tool	62	290	1.462	5.798
8201500000	Secateurs & similar one-handed prunersand shears (including poultry shears)	1.622	129.037	1.962	175.779
8201600000	Hedge shears,two-handed pruning shearsand similar two handed shears	0	2	0	65
8201900000	Other hand tools of a kind used inagriculture, horticulture or forestry	0	3.232	0	18.760
8202100000	Hand saws	41.954	1.004.088	79.973	1.293.079
8202200000	Band saw blades	36.047	537.404	257.174	2.551.239
8202310000	Circular saw blades with working partof steel	4.897	63.971	26.049	375.279
8202390000	Other circular saw blades,including parts	24.057	438.141	256.411	1.539.269
8202400000	Chain saw blades	115.489	820.686	155.454	930.358
8202910000	Straight saw blades for working metal	126	66.083	2.659	348.785
8202991000	Straight saw blades	2.665	91.682	17.257	175.529
8202999000	Other saw blades	114.170	1.164.171	630.150	4.962.871
8203100000	Files, rasps and similar tools	56.400	563.173	89.088	1.759.456
8203200000	Pliers (including cutting pliers),pincers, tweezers and similar tools	74.037	2.173.416	232.157	4.844.031
8203300000	Metal cutting shears and similar tools	19.014	550.601	100.993	1.297.285
8203400000	Pipe-cutters, bolt croppers,perforating punches, and similar tools	40.450	634.682	159.588	2.697.627
8204110000	Hand operated spanners and wrencheson - adjustable	165.088	2.938.095	586.969	6.389.628
8204120000	Hand operated spanners and wrenchesadjustable	140.901	2.663.985	530.178	5.409.226
8204200000	Interchangeable spanner sockets,with or without handles	107.899	1.611.322	238.201	3.861.408
8205100000	Drilling, threading or tapping tools	46.301	743.229	260.784	3.432.396
8205200000	Hammers and sledge hammers	206.810	3.194.303	396.739	4.760.243
8205300000	Planes, chisels, gouges andsimilar cutting	70.372	1.007.583	108.232	1.181.185

I.3. IMPOR MENURUT KOMODITI / IMPORT BY HS COMMODITY
***** OKTOBER / OCTOBER 2008 *****

H S	Uraian Komoditi Commodity Description	Berat Bersih / Net Weight (Kg)		Nilai / Value C.I.F (US\$)	
		Bulan ini	Kumulatif	Bulan ini	Kumulatif
		Current Month	Cum.Jan. to date	Current Month	Cum.Jan. to date
8205400000	Screwdrivers	53.277	1.665.993	159.815	3.169.919
8205511000	Flat irons	7.271	68.468	3.712	99.193
8205519000	Other household tools	17.202	169.217	84.311	557.671
8205590000	Other hand tools , oth than househlootools	239.421	2.970.844	570.992	6.884.317
8205600000	Blow lamps	30	24.426	209	45.303
8205700000	Vices, clamps and the like	78.406	1.745.183	295.324	4.158.931
8205800000	Anvils; portable forges; hand-/pedal-op'ted grinding wheels with frameworks	20.005	490.668	48.191	759.430
8205900000	Sets of articles of two or moreof the foregoing subheadings	85.400	713.266	334.482	4.479.033
8206000000	Tools of two/more of the headings82.02to82.05 put up in sets for retail sale	87.536	839.066	311.984	3.731.959
8207130000	Rock drilling or earth boring toolswith working part of cermets	7.671	48.600	154.905	945.347
8207190000	Other rock drilling or earth boringtools, including parts	53.251	2.036.717	2.858.091	38.856.671
8207200000	Dies for drawing or extruding metal	44.923	643.334	469.184	7.737.519
8207300000	Tools for pressing, stampingor punching	79.490	1.550.961	1.956.693	22.875.996
8207400000	Tools for tapping or threading	12.790	253.952	314.334	3.521.008
8207500000	Tools for drilling,other than for rock drilling	81.633	769.471	1.463.265	12.462.945
8207600000	Tools for boring or broaching	6.682	182.786	284.325	4.803.561
8207700000	Tools for milling	22.543	136.808	511.628	4.065.373
8207800000	Tools for turning	12.109	270.873	530.708	3.767.381
8207900000	Other interchangeable tools	47.747	520.415	1.486.412	15.241.456
8208100000	Knives and cutting bladesfor metal working	45.467	306.017	578.007	5.399.045
8208200000	Knives and cutting bladesfor wood working	169.498	1.093.630	909.624	6.078.293
8208300000	Knives&cutting blades f kitchen app'es/for mach. used by the food industry	3.807	171.687	33.654	489.029
8208400000	Knives&cutting blades for agricultural, horticultural or forestry machines	21.281	49.530	73.131	266.317
8208900000	Other knives and cutting blades	118.444	1.563.474	1.231.271	14.525.201
8209000000	Plates, sticks, tipsand the like for tools,	52.052	1.396.845	779.907	8.524.881
8210000000	Hand-operated mechanicalappliances, weighing	75.958	643.551	147.803	1.064.750
8211100000	Knives with cutting blades,serratedor not and sets of assorted articles	4.688	202.740	22.133	2.532.449
8211910000	Table knives having fixed blades	7.056	173.770	15.004	760.350
8211925010	knives ,fix blades, handle of base metalfor agricultural, horticultural/forestry	56	3.993	140	5.639
8211925090	knives ,fix blades,handle oth than metalfor agricultural, horticultural/forestry	7.188	54.790	4.297	38.568
8211929010	Flick or spring knives; hunting,divingand scouts knives,penknives;blades>15 cm	3.505	44.719	21.355	81.352
8211929020	Other knives having fixed bladeswith handle of base metal	9.692	34.449	13.842	58.899
8211929090	Other knives having fixed bladeswith handle oth than base metal	3.349	123.417	19.001	529.795
8211932010	Knives,oth than fixed blades,with handlebase metal, for agricultural, forestry	0	7.355	0	6.163
8211932090	Knives,oth than fixed blades,handle oththan metal, for agricultural, forestry	3	2.791	9	4.485
8211939010	Knives having other than fixed bladeswith handle of base metal	169	9.918	6.281	18.257
8211939090	Knives having other than fixed blades,with handle oth than base metal	15.051	157.444	33.429	403.558
8211940000	Blades with handle of base metal	15.310	163.231	56.819	933.584
8211950000	Knives with handles of base metal	11.189	74.442	24.241	137.096
8212100000	Razors	11.449	130.334	75.467	754.060
8212201000	Safety razor bladeswith double-edged razor blades	136.497	1.121.573	1.314.830	15.897.120
8212209000	Other razors and razor blades	31.927	399.130	76.070	650.993
8212900000	Other parts of razors and razor blade	267	6.849	781	30.384
8213000000	Scissors, tailors' shearsand similar shears,	89.562	929.669	162.400	1.592.071
8214100000	Ppr knives,ltr openers,erasing knives,pencil sharpeners and blades therefor	90.458	1.217.948	167.900	1.912.122
8214200000	Manicure or pedicure setsand instruments	53.213	392.411	183.560	1.056.900
8214900000	Other articles of cutlery	115.701	791.132	122.037	1.129.580
8215100000	Spoons,forks,ladles,skimmer,cake serv.&fish knives sets of assorted articles	2.681	153.782	3.642	508.583
8215200000	Similar kitchen and tableware,other sets of assorted articles	33.311	433.701	49.946	701.640
8215910000	Similar kitchen and tablewareplated with precious metal	1	27.235	5	59.822
8215990000	Other similar kitchen and tableware	237.006	3.142.264	274.727	4.728.302
8301100000	Padlocks	244.109	4.359.349	470.846	5.346.703
8301200000	Locks of a kind used f motor vehicles	139.534	1.791.551	1.610.845	17.186.169
8301300000	Locks of a kind used for furniture	375.372	4.928.812	450.391	4.931.616
8301400000	Other locks	417.643	6.979.250	810.794	10.208.456
8301500000	Clasps and frames with clasps,incorporating locks	65.695	349.725	179.038	1.228.573
8301600000	Parts of padlocks and lock	301.091	4.143.987	1.846.873	20.693.135
8301700000	Keys presented separately	5.660	172.102	20.268	348.453
8302100000	Hinges	875.920	12.173.543	1.197.734	12.608.734
8302200000	Castors	196.052	3.140.065	352.822	4.644.779
8302300000	Oth mountings, fittings and similararticles suitable for motor vehicles	439.588	3.467.066	2.868.262	22.715.727
8302413010	Hasps ; suitable for buildingsuitable for building	58.377	1.993.153	52.031	1.505.166
8302413090	Bolts, hooks, eyes and staplessuitable for building	21.240	732.947	25.372	743.061
8302419000	Other mountingsuitable for building	408.434	5.422.029	619.047	7.132.179
8302421000	Bolts and haspssuitable for furniture	18.076	326.192	17.562	390.026
8302429000	Other Mounting ; suitable for furniture	808.930	13.330.772	1.556.081	19.367.359
8302491000	Mounting of a kind suitable for saddlery	29.912	127.761	30.753	257.464
8302499000	Other mounting ; oth than of a kindsuitable for saddlery	281.129	3.339.507	565.566	5.525.664
8302500000	Hat-racks,hat-pegs, bracketsand similar fixtures	59.689	1.174.938	145.482	1.929.639
8302600000	Automatic door closers	76.984	580.689	141.890	1.172.929
8303000000	Armoured/reinforced safes,strong-boxesand doors and safe deposit lockers	225.584	2.642.621	482.902	4.409.425
8304001000	Filing cabinets or card-index cabinets	49.527	847.069	84.169	1.425.509
8304002000	Office or desk equipment of copper orof lead	2.195	81.862	12.966	203.169

I.3. IMPOR MENURUT KOMODITI / IMPORT BY HS COMMODITY
***** OKTOBER / OCTOBER 2008 *****

H S	Uraian Komoditi Commodity Description	Berat Bersih / Net Weight (Kg)		Nilai / Value C.I.F (US\$)	
		Bulan ini	Kumulatif	Bulan ini	Kumulatif
		Current Month	Cum.Jan. to date	Current Month	Cum.Jan. to date
8304009000	Other similar office or desk equipment	279.590	2.514.130	815.707	6.863.771
8305101000	Fittings for double loop wire bindersdouble loop wire binders	20.055	62.315	48.595	163.017
8305109000	Fittings for loose-leaf binders or files other than double loop wire binders	95.438	1.620.477	136.125	1.914.763
8305200000	Staples in strips	140.599	2.116.769	221.971	2.187.396
8305900000	Letter coners, paper clips, indexing tags office articles	148.888	1.614.372	408.319	3.887.397
8306101000	Bells for cycles	16.748	131.174	19.573	158.640
8306102000	Bells, gongs and the like, of copper	0	10.136	0	10.369
8306109000	Bells, gongs and the like, other than of copper	2.681	71.062	44.455	339.703
8306210000	Statuettes and other ornaments plated with precious metal	104	234	3.015	8.305
8306291000	Statuettes and other ornaments, of copper or lead	6.374	8.762	10.791	13.986
8306299000	Statuettes and other ornaments, of other than copper or lead	15.312	101.745	27.830	235.972
8306301000	Photograph, picture or similar frames; mirrors : of copper	22	37	28	38
8306309000	Photograph, picture or similar frames; mirrors : of other than copper	11.746	548.729	20.894	963.939
8307100000	Flexible tubing of base metal, with or without fitting of iron or steel	100.952	1.344.787	529.884	5.781.686
8307900000	Flexible tubing of base metal, with or without fitting of other base metal	423.751	764.419	1.234.060	2.617.727
8308100000	Hooks, eyes & eyelets of base metal of a kind used for clothing, footwear, awnings & handbags	188.277	2.466.584	1.803.876	17.001.038
8308200000	Tubular/bifurcated rivets of base metal of a kind used for clothing, footwear	14.274	261.033	237.545	2.327.880
8308901000	Beads of base metal	17.104	160.366	100.899	1.401.552
8308902000	Spangles of base metal	7.076	61.223	49.294	535.838
8308909000	Other clips and parts	217.959	3.390.051	1.450.810	14.314.967
8309100000	Crown corks of packing accessories of base metal	112	71.148	1.750	204.920
8309901000	Capsules for bottles of base metal	1.568	76.357	23.981	322.147
8309902000	Top ends of aluminum cans of base metal	262.616	1.982.125	1.523.814	11.189.719
8309903000	Other caps for cans of base metal	99.365	1.752.169	237.549	2.453.757
8309904000	Bungs for metal drums; bung covers; seals; case corner protectors	19.780	169.288	108.994	1.083.770
8309905000	Other packing accessories, of aluminium	138.058	666.120	850.634	4.714.751
8309909000	Other packing accessories, of base metal	120.843	1.022.664	1.121.637	9.340.806
8310000000	Sign, name, address and similar plates, numbers, and other symbols, of base metal	41.079	439.072	236.758	4.934.122
8311101000	Coated electrodes of base metal, for electric arc-welding : In rolls	478.855	6.120.094	648.064	7.443.242
8311109000	Coated electrodes of base metal, for electric arc-welding, in other than rolls	1.721.837	19.374.328	3.711.903	40.364.623
8311201000	Cored wire of base metal, for electric arc-welding : In rolls	713.383	4.970.818	1.270.226	9.885.571
8311209000	Cored wire of base metal, for electric arc-welding : In other than rolls	270.157	1.859.343	462.141	3.795.721
8311301000	Coated rods & core wire of base metal for sold, brazing/welding by flame in roll	339.705	3.387.133	534.866	7.836.501
8311309000	Coated rods & core wire, base metal, for sold, brazing/weld by flame in other than roll	130.087	1.304.375	594.211	6.436.432
8311900000	wire and rods, of agglomerated base metal powder, used for metal spraying.	123.810	3.133.107	548.043	7.998.832
8401100000	Nuclear reactors	107	29.729	9.312	132.406
8401200000	Machinery and apparatus for isotopic separation, and parts thereof non-irradiated	13.814	35.343	193.314	420.241
8401300000	Fuel elements (cartridges),	0	2.489	0	41.334
8401400000	Parts of nuclear reactors	0	4.478	0	120.982
8402111000	Watertube boiler electric with a steam production exceeding 45 tons per hour	669.023	9.170.636	1.986.397	24.072.525
8402112000	Watertube boiler not electric with a steam production exceeding 45 tons/hour	0	2.266	0	15.203
8402121100	Watertube boilers electric with a steam 15 tons <= steam prod.< 45 tons/hours	4.564	2.499.673	58.700	5.616.707
8402121900	Watertube boilers electric with a steam prod < 15 tons/hours	25.598	2.070.020	39.025	7.530.236
8402122100	Watertube boilers not electric with a steam 15 tons <= steam prod.< 45 tons/hours	0	1.491.489	0	2.842.288
8402122900	Watertube boilers not electric with a 15 tons <= steam prod.< 45 tons/hours	126.471	1.277.018	279.300	3.387.226
8402191100	Electric boilers with a steam prod.< 15 tons/hours	8.357	45.863	41.855	99.450
8402191900	Other vapour electric generating boilers, including hybrid boilers, steam prod <= 15 ton/hours	250.939	1.177.104	890.474	3.584.361
8402192100	Other not-elect generating boilers, including hybrid boilers, steam prod > 15 ton/hours	0	10.685	0	29.406
8402192900	Other not-elect generating boilers, including hybrid boilers, steam prod <= 15 ton/hours	53.040	488.835	58.380	1.808.655
8402201000	Electric super heated water boilers electrically operated	372	29.209	4.305	70.575
8402202000	Electric super heated water boilers not electrically operated	0	7.236	0	54.463
8402901000	Boiler bodies or shells generating boilers	376.037	3.229.866	1.318.928	9.501.228
8402909000	Other parts of steam or other vapour generating boilers	610.680	13.942.802	2.454.614	76.139.160
8403100000	Boilers of central heating boilers other than those of heading 84.02.	37.310	2.809.521	133.614	7.648.806
8403901000	Boiler bodies or shells central heating boilers other than those of heading 84.02.	33.299	1.110.807	63.917	2.120.018
8403909000	Other parts of central heating boilers other than those of heading 84.02.	229.410	2.968.847	195.116	8.992.548
8404101010	Soot remover for use with boilers of heading 84.02	7.274	79.324	139.276	1.027.845
8404101090	Other auxiliary plant for use with boilers of heading 84.02	4.378.388	26.077.693	25.945.950	112.063.457
8404102000	Other auxiliary plant for use with boilers of heading 84.03	39.215	1.431.175	203.390	5.625.733
8404200000	Condensers for steam or other vapour power units	2.470.700	3.333.625	10.419.771	16.531.546
8404901100	Boiler bodies or shells of goods of subheading 8404.10.10 :	5	28.512	164	552.733
8404901900	Part other than boiler bodies or shells of goods of subheading 8404.10.10 :	7.250	199.333	996	1.045.547
8404902100	Boiler bodies or shells of goods of subheading 8404.10.20 :	8.056	85.504	13.230	136.622
8404902900	Part other than boiler bodies or shells of goods of subheading 8404.10.20 :	445	1.592.729	72.600	11.023.375
8404909000	Other parts of auxiliary machinery for use with boilers	884.737	13.994.843	9.237.991	81.281.940
8405100000	Producer gas/water gas generators, with or without purifiers; acetylene gas	24.994	3.003.129	299.843	23.308.149
8405900000	Parts of producer gas or water generators	68.448	2.299.339	1.634.177	11.426.569
8406100000	Turbines for marine propulsion	67	12.149	457	173.475
8406810000	Turbines other than marine propulsion of an output exceeding 40 MW	2.245.015	19.848.061	19.554.955	120.904.115
8406820000	Turbines other than marine propulsion of an output not exceeding 40 MW	1.952.529	5.515.932	5.392.966	28.898.146
8406900000	Parts of steam turbines and parts	763.301	6.461.337	6.323.826	62.482.109
8407100000	Spark-ignition reciprocating piston engines for aircraft	53.683	131.679	4.606.953	43.803.666
8407210000	Outboard motors, marine propulsion engines	56.786	2.176.477	1.386.993	35.679.483

I.3. IMPOR MENURUT KOMODITI / IMPORT BY HS COMMODITY
***** OKTOBER / OCTOBER 2008 *****

HS	Uraian Komoditi Commodity Description	Berat Bersih / Net Weight (Kg)		Nilai / Value C.I.F (US\$)	
		Bulan ini Current Month	Kumulatif Cum.Jan. to date	Bulan ini Current Month	Kumulatif Cum.Jan. to date
8407291000	Spark-ignition rcprctg piston engn foroth marine prop egn, output =< 22.38kw	80.000	2.126.526	164.073	9.843.658
8407299000	Spark-ignition rcprctg piston engn foroth marine prop egn, output >750kw	7.210	331.202	124.169	4.292.347
8407310000	Reciprocating piston engine of vichileof chapter 87 ,capacity <=50 cc	475	68.978	1.418	66.847
8407320000	Reciprocating piston engine of vichileof chapter 87 ,50cc< capacity <=250 cc	1.380.894	12.596.705	12.676.563	106.887.376
8407330000	Reciprocating piston engine of vichileof chapter 87 ,250cc< capacity <=1000 cc	65	1.188	553	33.819
8407341000	Piston engine for pedestrian controlledtractors, cylinder capacity <= 1,100 cc	10.658	261.174	208.624	1.800.622
8407343000	Spark ignition rcprctg piston engn of acyl.capa exc.1000 cc for vhc.of hd 87.11	4.751	23.215	96.079	506.850
8407349000	Piston engn of a capacity exc. 1000 ccoth.for tractors,vhc.of hd 87.11, 87,01	958.110	8.287.709	6.121.121	54.924.013
8407901000	Oth spark-ignition recipro pist engineof a power not exeeding 18.65 kw	225.917	3.382.597	1.267.960	8.566.375
8407902000	Oth spark-ignition recipro pist enginepower > 18.65 kw and <= 22.38	0	62.766	0	77.340
8407909000	Oth spark-ignition recipro pist engineof a power > 22.38kw (30hp)	34.936	396.856	159.059	1.216.018
8408104000	Comprss-igntn piston eng.for marinepropulsion of a power not exceed 750 kw	286.111	6.894.489	572.575	10.729.901
8408109000	Comprss-igntn piston eng.for marinepropulsion of a power exceeding 750 kw	230.156	3.976.410	4.452.835	68.882.483
8408201100	Comprss-igntn piston engines for vhcls8701.10, output <= 60 kw	4	63.993	30	996.028
8408201200	Comprss-igntn piston eng oth for vhcls8701.10, output <= 60kw,fully ass	190.206	4.579.245	187.710	6.107.368
8408201900	Comprss-igntn piston engines for vhcls8701.10,oth.output < 60kw	134.684	3.233.038	340.712	25.914.767
8408209100	Comprss-igntn piston engines for vhcls8701.10, oth output not exceed 60 kw	121	2.128	3.832	39.927
8408209200	Comprss-igntn piston eng oth for vhcls8701.10,oth.output <= 60kw,full ass	527.620	7.126.454	7.144.933	81.526.637
8408209900	Comprss-igntn piston engines oth for vhcl8701.10,oth.output <= 60kw,not fully ass	182.435	550.607	276.545	4.027.688
8408901010	Comprss-igntn piston engn for earth movemach. of an output not exc. 18,65 kw	12.746	712.336	118.877	6.219.855
8408901020	Comprss-igntn piston engn,railway loc/tramway vhc.of output not exc.18,65 kw	0	16.573	0	40.638
8408901090	Compr-ign piston engn oth for earth movemach,railway loc.output not exc.18,65k	787.746	19.286.986	1.243.431	22.568.250
8408905010	Comprss-igntn piston engn for earth movemach. of an output exc. 100 kw	78.387	337.426	2.076.944	7.824.102
8408905020	Comprss-ign piston engn for railway loc/tramway vhc.of an output exc. 100 kw	0	10.000	0	312.187
8408905090	Compr-ign piston engn oth.for earth movemach,railway loc. an output exc. 100 k	627.770	5.722.657	6.637.524	56.255.089
8408909100	Compr-ign piston eng for earth move machoth.an output>100kw, and <=18,65 k	66.831	1.007.093	69.717	1.172.407
8408909200	Compr-ign piston eng for railwy loc/tramvhc.oth.output > 100kw,and <= 18,65kw	0	99.323	0	657.382
8408909900	Comp.ign.piston eng.oth,earth move machrail loc. oth output exc.100kw,not18,6	209.454	8.418.914	1.681.564	16.760.665
8409100000	Parts suitable for aircraft engines	323	45.868	15.412	5.193.152
8409111000	Carburettors & parts thereof for earthmoving machinery, spark-ignition	10.610	187.472	409.526	6.744.130
8409112000	Cylinder blocksfor earth mov machinery,spark-ignition	1.886	22.707	15.307	146.444
8409113000	Cylinder linersfor earth mov machinery,spark-ignition	9.752	77.765	101.788	990.091
8409114000	Heads and head coverfor earth machinery,spark-ignition	5.042	209.914	42.987	2.120.001
8409115000	Pistons for earth mov machinery,spark-ignition	15.814	203.214	254.677	2.844.521
8409116000	Piston rings,gudgeon pinsfor earth movemachinery, spark-ignition	22.441	255.588	677.451	8.535.277
8409119000	Oth parts suitable for earthmoving machinery, spark-ignition	36.747	421.987	198.923	2.912.752
8409121000	Carburettors&part thereof for vhcles of87.01, power =< 22.38 kw, spark-ignition	13.576	114.254	143.855	1.019.199
8409122000	Cylinder blocks for vehicle of head 87.01power =< 22.38 kw, spark-ign	2.506	27.977	60.267	291.049
8409123000	Cylinder liners for vehicle of head 87.01power =< 22.38 kw, spark-ign	574	7.875	15.892	68.224
8409124000	Heads and head cover for vhcls of 87.01power =< 22.38 kw, spark-ign	942	16.277	2.969	174.410
8409125000	Pistons for vehicles of 87.01,power =< 22.38 kw, spark-ign	3.622	32.360	82.597	722.892
8409126000	Piston rings & gudgeon pins for vhcls of87.01,power =< 22.38 kw, spark-ign	231	2.393	9.174	18.699
8409129000	Oths parts suitable for vehicles 8701,power =< 22.38 kw, spark-ignition	33.901	112.331	630.334	2.129.087
8409141000	Carburettors and parts thereof for vehicles 87.11, spark-ignition	702.466	4.928.404	12.959.689	106.301.471
8409142000	Cylinder blocks, crank casesfor vhcls 87.11,spark-ignitio	429.222	2.732.018	2.801.257	16.304.168
8409143000	Cylinder linersfor vehicles 87.11,spark-ignition	62	48.770	2.005	79.742
8409144000	Heads and head coverfor vehicles 87.11,spark-ignition	345.843	2.384.028	4.691.498	37.964.152
8409145000	Pistons for vehicles 87.11,spark-ignitio	152.925	809.845	1.070.514	6.089.792
8409146000	Piston rings and gudgeon pins forfor vehicles 87.11,spark-ignition	25.191	227.966	510.477	4.795.241
8409149000	Oth parts suitable for vehiclesheading 87.11, spark-ignition	390.788	3.776.509	6.443.826	63.216.204
8409151000	Caburettors and parts thereof for othvehicles of chapter 87, spark-ignition	64.386	494.829	1.005.927	8.817.550
8409152000	Cylinder blocks, crank cases for othvehicles of chapter 87, spark-ignition	390.282	4.030.114	5.092.280	47.288.048
8409153000	Cylinder liners for othvehicles of chapter 87, spark-ignition	4.415	368.559	14.665	659.903
8409154000	Heads and head cover for othvehicles of chapter 87, spark-ignition	144.555	1.035.645	1.249.992	8.610.797
8409155000	Pistons for oth vehicles of chapter 87,spark-ignition	70.011	614.038	957.679	9.275.840
8409156000	Piston rings and gudgeon pins for othvehicles of chapter 87, spark-ignition	105.658	874.269	1.081.923	8.936.325
8409159000	Oth parts suitable for vehicles foroth vehicles 87, spark-ignition	1.310.648	10.906.792	14.921.222	134.715.347
8409161000	Cyl.block,crank case,marine propul eng,power<= 22.38kw for vssl of 89 spark-ign	0	5.782	0	18.855
8409162000	Piston for marine propuls eng, power<=22.38 kw for vssls of 89, spark-ign	166	31.779	8.744	33.231
8409163000	Oth.for vssls chapt.89,marine propul engof a power <= 22.38 kw, spark-ignition	3.259	68.964	14.180	625.902
8409164000	Cyl.block,crank cases,marine propls engpower>22.38kw for chapter 89,spark-ign	208	12.814	7.245	136.908
8409165000	Pistons for marine propuls eng.of power>22.38 kw for vssls of 89,spark-ign	1.405	24.738	21.908	271.533
8409166000	Oth.for chapt.89 for marine propuls eng,of a power>22.38 kw, spark-ignition	4.074	126.334	102.414	880.607
8409171000	Carburettors & parts thereof for othengines, spark-ignition	2.100	73.546	5.836	186.218
8409172000	Cylinder block for oth eng,spark-ign	5.636	650.099	138.191	1.682.424
8409173000	Cylinder liner for oth eng,spark-ign	9.982	313.628	277.631	1.454.828
8409174000	Heads and head cover for oth engines,spark-ignition	4.709	53.651	89.366	611.590
8409175000	Pistons for oth engines,spark-ignition	39.161	384.470	640.730	4.925.910
8409176000	Piston rings and gudgeon pins for othengines, spark-ignition	6.204	60.712	138.019	1.183.746
8409179000	Oth parts for oth engines,spark-ignition	341.338	3.170.949	2.952.768	23.948.757
8409991100	Carburettors & parts thereof for earthmoving machinery, comp-ignition	882	27.998	71.323	1.578.001
8409991200	Cylinder blocks for earth moving mach,comp-ignition	4.844	118.305	71.329	1.622.198
8409991300	Cylinder liners for earth moving mach,comp-ignition	1.143	48.848	17.053	158.964

I.3. IMPOR MENURUT KOMODITI / IMPORT BY HS COMMODITY
***** OKTOBER / OCTOBER 2008 *****

HS	Uraian Komoditi Commodity Description	Berat Bersih / Net Weight (Kg)		Nilai / Value C.I.F (US\$)	
		Bulan ini	Kumulatif	Bulan ini	Kumulatif
		Current Month	Cum.Jan. to date	Current Month	Cum.Jan. to date
8409991400	Heads and head cover for earth moving machinery, comp-ignition	11.069	78.138	144.406	1.333.154
8409991500	Pistons for earth moving machinery, comp-ignition	8.344	72.988	103.654	520.833
8409991600	Piston ring & gudgeon pin for earth movemachinery, comp-ignition	5.268	33.326	96.678	321.932
8409991900	Oth parts suitable for earthmoving machinery, comp-ignition	35.666	461.548	409.672	5.849.783
8409992100	Carburettors&part thereof for vehiclesof 87.01 comp-ignition	46	93.423	326	87.051
8409992200	Cylndr blocks for vehicles of 87.01 comp-ignition	224	443.628	13.384	413.597
8409992300	Cylndr liners for vehicles of 87.01 comp-ignition	9.025	117.801	20.294	219.719
8409992400	Heads and head cover for vhcls of 87.01 comp-ignition	6.374	63.647	19.820	240.735
8409992500	Pistons for vehicles of 87.01, comp-ignition	477	44.339	7.295	190.204
8409992600	Piston ring&gudgeon pin for vhcls of87.01 comp-ignition	381	5.379	1.272	13.815
8409992900	Oths parts suitable for vhcls 87.01, comp-ignition	3.587	1.451.585	12.273	10.009.509
8409994100	Caburettors and parts thereof for othvehicles of chapter 87, comp-ignition	97.438	606.111	1.133.608	6.704.834
8409994200	Cylinder blocks for oth vhcls of chapt87, comp-ignition	197.742	2.307.953	1.933.292	13.083.030
8409994300	Cylinder liners for oth vehicles ofchapter 87, comp-ignition	19.942	179.186	148.459	1.784.026
8409994400	Heads and head cover for vehicles ofchapter 87, comp-ignition	100.470	700.784	1.154.279	7.219.795
8409994500	Pistons for oth vehicles ofchapter 87, comp-ignition	34.936	419.972	308.086	1.876.884
8409994600	Pistons ring & gudgeon pins for vhcls ofchapter 87, comp-ignition	31.261	303.805	286.888	1.939.427
8409994900	Oth parts suitable for vehicles foroth vehicles 87, comp-ignition	472.701	4.804.367	5.608.360	44.019.095
8409995100	Cyl.block,crank case,marine propuls.eng,power<= 22.38kw for vssl of 89,comp-ig	4.020	10.178	82.390	87.867
8409995200	Piston for marine propul eng of power<=22.38 kw for vssls of 89,comp-ignition	0	4.723	0	23.803
8409995300	Oth.for vssls chapt.89,marine propul engof a power<= 22.38 kw, comp-ignition	3.693	69.715	61.310	200.345
8409995400	Cyl.block,crank cases,marine propuls engof power>22.38kw for vssl 89, comp-ig	0	1.679	0	65.622
8409995500	Pistons for marine propuls eng.of power> 22.38 kw for vssls of 89,comp-ign	8	842	196	16.755
8409995600	Oth.for vssls, chap89,marine propuls engof a power>22.38 kw, comp-ignition	6.074	97.866	58.115	1.012.424
8409996100	Carburettors & parts thereof for othengines, comp-ignition	1.252	40.887	5.168	87.362
8409996200	Cylinder blocks for oth engines, comp-ignition	2.890	295.292	38.577	1.487.155
8409996300	Cylinder liners for oth engines, comp-ignition	81.458	1.131.590	304.014	3.561.787
8409996400	Heads and head cover for oth engines, comp-ignition	27.974	319.664	148.765	3.189.979
8409996500	Pistons for oth engines, comp-ignition	17.220	548.787	161.909	3.953.256
8409996600	Piston rings and gudgeon pins for othengines, comp-ignition	7.126	126.641	35.822	921.257
8409996900	Oth parts for oth engines, comp-ignition	965.040	12.349.062	10.075.885	100.247.886
8410110000	Hydraulic turbine&water wheels of power<= 1,000 kw	50.625	1.245.843	122.871	12.446.859
8410120000	Hydraulic turbines and water wheels of apower>1,000 kw but not exceed 10,000	399	95.259	6.360	831.282
8410130000	Hydraulic turbines and water wheels of a power exceeding 10,000 kw	0	13.046	0	310.481
8410900000	Parts hydraulic turbines, water wheels, including regulators	83.796	1.347.539	1.239.366	14.096.679
8411110000	Turbo-jets of a thrust not exceed 25 kn	218	26.089	56.413	478.696
8411120000	Turbo-jets of a thrust exceeding 25 kn	31.593	597.995	8.093.277	41.089.295
8411210000	Turbo-propellers of a power not exceed 1,100 kw	966	26.252	43.771	1.286.883
8411220000	Turbo-propellers of a power exceeding 1,100 kw	460	123.663	35.998	3.722.558
8411810000	Oth gas turbines of a power not exceed 5,000 kw	899	214.739	165.845	13.004.555
8411820000	Oth gas turbines of a power exceeding 5,000 kw	473.470	3.155.971	19.601.588	102.788.372
8411910000	Parts of turbo-jets/turbo-propellers	1.178	64.854	486.513	5.460.407
8411990000	Oth parts of gas turbines	511.189	3.630.912	36.540.783	164.510.456
8412100000	Reaction engines oth than turbo-jets	24.606	59.779	47.109	210.727
8412210000	Hydraulic power engines and motorswith linear acting (cylinders)	505.649	2.498.074	3.000.516	19.442.468
8412290000	Oth hydraulic powerengines and motors	311.355	3.405.145	2.975.032	26.544.311
8412310000	Linear act (cylinders), for pneumaticpower engines and motors	4.564	69.750	253.958	2.353.963
8412390000	Oth linear acting (cylinders) forpneumatic power engines and motors	17.761	111.730	134.822	1.554.368
8412800000	Oth engines and motors	62.711	536.218	1.197.144	7.469.253
8412901000	Parts of reaction engines of subhead8412.10.00	2.383	56.308	69.746	326.498
8412909000	Oth parts of power engines & motors	125.047	935.458	1.213.910	8.978.470
8413110000	Pump fitted/design to a measu device fordispnsng fuel/lubric,used in fill stat	48.423	1.450.480	308.219	18.836.421
8413191000	Pumps fitted/designed to a measuringdevice electrically operated	305.926	1.434.816	2.159.542	17.426.258
8413192000	Pumps fitted/designed to a measuringdevice and not electrically operated	8.955	113.938	58.452	907.060
8413201000	Water pump for hand pump, oth than thoseof subheading 8413.11or 8413.19	36.600	603.677	72.422	1.249.959
8413209000	Oth hand pumps, oth than thoseof subheading 8413.11or 8413.19	181.138	1.854.319	764.465	6.241.830
8413301100	Fuel,lubric,.cool medium pump,earth movemach/motor vhcle, reciproc/rotary type	185.806	2.479.886	2.657.272	20.427.080
8413301900	Fuel,lubric,.cool medium pump,earth movemach/motor vhcl,not reciproc/rotary type	1.269.776	8.552.830	13.691.745	100.615.495
8413309100	Oth fuel,lubric,cool medium pumps,intercombust piston eng reciproc/rotary type	170.210	1.304.002	1.702.709	12.217.985
8413309900	Oth fuel,lubric,cool medium pumps,intercombust piston eng oth reciproc/rotary typ	127.701	1.405.948	1.588.818	18.504.923
8413401000	Concrete pumps, electrically operated	50	213.936	2.237	1.719.366
8413402000	Concrete pumps, not electric operated	13.139	28.325	30.000	124.248
8413501000	Oth reciprocating positivedisplacement pumps, electric operated	53.552	792.141	2.039.603	13.135.280
8413502000	Oth reciprocating positivedisplacement pumps,not electric operated	2.308	763.254	49.697	4.993.167
8413601000	Oth rotary positive displacement pumps, electrically operated	126.473	1.336.630	774.489	7.554.755
8413602000	Oth rotary positive displacement pumps, not electrically operated	34.451	82.296	813.996	2.265.870
8413701000	Single stage,water pump for belt driveror direct coupling	233.445	4.143.120	1.532.322	16.814.478
8413702200	Impulse-turbo water pumps of < 100 w&electrically operated for household use	685	85.362	43.561	165.291
8413702900	Impulse-turbo water pumps of a capacity>100w electric operated for household u	1.146.618	9.066.253	10.538.967	69.630.355
8413703000	Oth centrifugal pumps not electricallyoperated	117.424	1.086.936	453.171	3.802.177
8413811000	Oth pumps, electrically operated	1.024.291	12.461.114	6.677.567	73.858.487
8413812000	Oth pumps, not electrically operated	128.454	1.659.302	1.400.297	12.928.384
8413821000	Liquid elevators, electrically operated	72.867	3.460.993	462.929	11.937.859

I.3. IMPOR MENURUT KOMODITI / IMPORT BY HS COMMODITY
***** OKTOBER / OCTOBER 2008 *****

HS	Uraian Komoditi Commodity Description	Berat Bersih / Net Weight (Kg)		Nilai / Value C.I.F (US\$)	
		Bulan ini Current Month	Kumulatif Cum.Jan. to date	Bulan ini Current Month	Kumulatif Cum.Jan. to date
8413822000	Liquid elevators,not electric operated	9.833	270.106	65.330	3.628.703
8413911000	Parts of pumps of subheading 8413.20.10	39.358	443.817	141.123	3.334.565
8413912000	Parts of pumps of subheading 8413.20.90	14.274	358.435	66.719	1.446.728
8413913000	Parts of pumps of subheading 8413.70.10	185.275	606.652	1.060.544	5.892.681
8413914000	Parts of pumps of oth centrifugal pumps	254.183	1.861.552	1.532.649	19.113.782
8413915000	Parts of oth pumps,electric operated	1.299.888	9.845.555	6.118.865	67.498.709
8413919000	Parts of oth pumps,not electric operated	245.595	1.775.349	3.508.217	27.827.080
8413921000	Part of liquid elevator,electric operate	115.124	1.704.913	164.693	2.356.725
8413922000	Part of liquid elevators, nonelectrically operated	544	42.124	12.733	151.567
8414101000	Electrically operated, vacuum pumps	111.216	1.504.241	1.160.249	15.914.770
8414102000	Not electrically operated, vacuum pumps	8.768	79.904	88.329	905.753
8414201000	Bicycle pump,hand/foot operated air pump	97.519	1.328.056	104.493	1.150.642
8414209000	Oth than bicycle pump,hand/foot operatedair pumps	52.079	501.451	83.699	1.686.311
8414301000	Compressor, capacity>21kw/hourhaving displace/revolution >220cc	468.314	10.446.563	1.961.745	37.332.590
8414309000	Compress,oth.capacity>21kw/hour,have displace/revolution > 220cc	2.617.799	22.694.591	10.422.389	99.717.085
8414400000	Air compressors mounted on a wheeledchasis for towing	497.517	5.250.221	2.485.917	23.619.221
8414511000	Table fans & box fan with a self contelectric motor of an output <= 125 w	1.117	92.475	23.768	572.682
8414519000	Oth than table fan box fan wth self contelectric motor of an output <= 125 w	268.179	2.981.946	719.869	8.098.207
8414591000	Oth fans of a capacity <= 125 kw	58.387	766.346	474.786	5.399.710
8414599000	Oth fans oth of a capacity <= 125 kw	148.420	1.196.309	767.973	7.288.594
8414601000	Hoods having a max horizontal side notexceeding 120 cm, fitted with a filter	70.591	412.930	269.312	1.629.287
8414609000	Hoods having a max horizontal side notexceed 120 cm,not fitted with a filter	335.697	1.066.266	2.248.524	5.339.449
8414801100	Hoods having a maximum horizontal sideexceeding 120 cm, fitted with filter	23.765	338.266	193.626	2.620.318
8414801200	Hoods having a maximum horizontal side>120cm,not fit with filter for ind use	5.978	515.360	35.814	2.773.583
8414801900	Hoods have a max horizontal side>120cmnot fit with filt oth than for ind use	410	29.603	2.015	134.170
8414803000	Free piston generators for gas turbines	13.149	170.187	213.658	2.860.990
8414804100	Gas compr modul for use in oil drill oththan those of subhd 841430 and 8414.40	160.301	1.895.911	8.292.281	62.525.293
8414804200	Oth than gas compres,capacity>21kw/hourdisplace/revolution > 220cc	60.060	1.293.176	837.923	14.481.808
8414804900	Oth than gas compres,oth capa>21kw/hourhave a displace/revolution > 220 cc	574.885	3.712.218	4.876.427	49.239.602
8414805100	Electrically operated, air pumps	264.646	442.538	852.373	2.173.381
8414805900	Not electrically operated, air pumps	7.074	84.476	85.956	1.092.997
8414809110	Electrically operated,blowers & the like	375.662	1.898.125	1.571.258	14.999.874
8414809190	Electrically operated, oth thanblowers & the like	54.981	722.691	386.402	5.342.075
8414809900	Oth air pumps, not electrically operated	302	61.580	11.498	314.782
8414901100	Parts of pumps/compressors,of electricoperated equipment	212.363	2.391.980	1.097.287	20.089.220
8414901200	Parts of electric operated equipment ofsub headings 8414.60/8414.80	86.964	1.120.064	1.731.358	19.795.120
8414901900	Oth parts of electrically operatedequipment	255.946	6.115.820	1.480.692	22.250.542
8414909100	Parts of non electric operated equip ofsubheading 8414.10, 8414.20/8414.40	16.998	400.864	167.470	1.304.724
8414909900	Oth parts of non electrically operatedequipment	265.957	2.124.519	1.893.856	15.594.401
8415100000	Air conditioning mach, windows/wall typesself-contained/split system'	2.498.199	31.412.700	14.383.948	160.082.565
8415811100	Inc.refri,reverse heat pump,used inaircraft of an output <= 21.10 kw	47.951	282.767	179.074	777.390
8415811200	Inc.refri,reverse heat pump,used in aircraft ouput>21.10kw,air flow>67.96m3/min	0	139.361	0	1.302.761
8415811900	Inc.refri,reverse heat pump,used in aircraft oth.of output >21,10kw/not	10.716	65.796	46.123	867.555
8415812000	Inc.refri,reverse heat pump,used in rilway rolling stock	5.192	5.679	27.862	28.412
8415813000	Inc.refri.reverse heat pump of road invehicles oth those of subhd 8415.20	269	3.748	1.056	10.750
8415819100	Refri.revse heat pump,oth.used aircafrail,road,output>21.10kw,airfl>67.96m3/m	54	39.014	1.302	611.681
8415819900	Refri.revse heat pump,oth.used aircafrail,road,output<21.10kw,airfl>67.96m3/m	6.242	169.539	37.321	1.342.692
8415821100	Oth,incorp a refrigerat unit of usedaircraft,output>21.10kw,airfl>67,96m3/m	0	6.640	0	186.218
8415821900	Oth,incorporat.a refri unit of used aircraft oth.output>21.10kw,airfl>67,96m3/m	4.622	42.206	37.083	396.983
8415822000	Oth,incorporating.a refrigerating unitof a kind used in railway rolling stock	91.524	119.232	610.081	2.172.997
8415823000	Oth,incorporat.a refri unit of a kinduse in road vhcle oth.those subhd8415.20	827	12.261	24.607	215.149
8415829000	Oth,incorporat.refri unit oth.of a kindused in aircraft,railway,road vehicles	228.290	1.501.335	1.401.763	10.789.845
8415831900	Not inc. a refri unit,used in aircraftoth of output>21.10kw,airflow >67.96m3/m	0	211	0	12.245
8415833000	Not incorporat.a refri unit of a kindused in road vhlc oth.those subhd8415.20	167	936	2.976	8.355
8415839000	Not incorp a refri unit oth.of a kindused in aircraft,railway,road vehicles	154.697	3.299.819	994.941	17.273.013
8415901200	Chassis/cabinet,welded&painted,parts ofmachines of an output <= 21.10 kw	89.019	1.427.556	223.574	3.784.526
8415901900	Oth chassis/cabinet,welded&painted,partof machines of an output<= 21.10 kw	261.358	3.567.964	1.844.109	22.389.450
8415902100	Chassis/cabinet,welded&painted,parts ofmach.of output>21.10 kw,airflow>67.96n	0	5.484	0	39.257
8415902200	Oth chassis/cabnt,welded&paint,part ofmach.of output>21.10 kw,airflow>67.96m3	22.912	101.600	56.597	299.195
8415902300	Chass/cabinet,welded&paint,part of machof output>21.10 kw,oth airflow>67.96m3	0	127	0	859
8415902900	Oth.chass/cab,welded&paint,part of machof output>21.10kw,oth airflow>67.96m3	12.733	210.861	47.511	1.978.098
8415903190	Cab,weld/paint,part of mach output 26.38-52.75kw,airflow>67.96,oth use air/rail	7.889	43.410	59.170	332.912
8415903200	Oth cabinet,weld/paint,part of mach ofoutput 26.38-52.75kw,air flow>67.96	4.387	19.045	50.047	236.254
8415903390	Cab,weld/paint,part mach output 26.38-52.75kw,oth airflow>67.96,oth use air/rail	0	180	0	1.105
8415903900	Oth cab,weld/paint,part mach of output26.38-52.75kw,airflow>67.96,oth use air/rail	0	77.196	0	415.206
8415904190	Chas/cab,weld/paint,part mach a output>52.75kw,airflow>67.96,oth use air/railw	0	3.732	0	40.373
8415904200	Oth chas/cab,weld/paint,part of mach ofoutput > 52.75kw,air flow>67.96	106.847	1.035.450	1.663.987	16.435.846
8415904390	Chas/cab,weld/paint,part mach a output>52.75kw,oth airflow>67.96,oth use air/rail	402	115.063	7.820	2.334.532
8415904900	Chas/cab,weld/paint,part mach output>52.75kw,oth airflow>67.96,oth use air/rail	93.295	1.375.745	880.392	8.051.744
8416100000	Furnace burners for liquid fuel	39.499	194.782	306.741	3.170.847
8416200000	Oth furnace burner,includ combinationburners	597.960	3.572.067	1.675.947	17.323.583
8416300000	Mechanical stokers,including their mechgrate, mesh ash discharg&similar app	194.519	1.346.584	805.695	4.498.839
8416900000	Parts of furnaces burners for liquid/solid/gas fuel, mechanical stokers	384.874	1.711.483	2.711.313	12.345.050

I.3. IMPOR MENURUT KOMODITI / IMPORT BY HS COMMODITY
***** OKTOBER / OCTOBER 2008 *****

HS	Uraian Komoditi Commodity Description	Berat Bersih / Net Weight (Kg)		Nilai / Value C.I.F (US\$)	
		Bulan ini	Kumulatif	Bulan ini	Kumulatif
		Current Month	Cum.Jan. to date	Current Month	Cum.Jan. to date
841710000	Furnaces & ovens for the roast,melt/othheat treat,of ore,pyrite metal non-elect	1.521.864	10.728.854	2.686.995	29.878.831
841720000	Bakery ovens,including biscuit oven,nonelectric	28.987	922.147	244.824	8.827.610
841780000	Incinerators, non-electric	18.877	33.246	138.232	418.435
841780000	Oth than incinerators, non-electric	125.370	5.701.200	300.821	26.499.279
841790000	Part furnaces & ovens for the roasting,melting non-electric	101.879	3.075.756	1.038.630	24.682.403
841810100	Household type, comb refrigrtr-freezecapacity < 230 l	118.215	1.474.870	414.874	5.827.302
841810100	Household type, comb refrigrtr-freezecapacity > 230 l	358.067	3.253.544	1.777.437	15.313.609
841810900	Comb refrigrtr-freeze fitted with seprtextrnl doors, oth than household type	258.891	1.979.542	659.924	5.981.289
841821000	Refrigerator,household typ with comprestype of capacity not exceeding 230 l	108.488	1.707.074	368.482	6.130.733
841821000	Refrigerator,household typ with comprestype of capacity > 230 l	49.299	881.819	231.364	3.971.382
841829000	Refrigerator,household type oth thancompress type of capacity<=230 l	8.328	69.740	40.236	395.980
841829000	Refrigerator,household type oth thancompress type of capacity > 230 l	8.786	56.333	39.837	264.725
841830000	Freezer of the chest type, not exceed800 i capacity	101.677	1.747.789	265.051	4.727.461
841840000	Freezer of the upright type, not exceed900 i capacity	234	29.943	957	236.718
841850100	Refrigerating chambers, capacity > 200 l	53.222	319.686	293.833	1.198.090
841850900	Refrigerating chambers not exceeding 200capacity	237.524	3.063.193	1.054.757	14.190.780
841861000	Heat pump oth than ACmachinesof heading 84.15	18.538	100.692	340.849	939.474
841869100	Beverage coolers	71.613	465.994	453.241	3.849.100
841869200	Water chillers with a refrigeratingcapacity of 100,000 i/more	96.826	1.079.445	837.101	8.036.424
841869300	Drinking water coolers	70.078	300.452	516.239	2.282.171
841869500	Scale ice-maker units	13.218	428.940	131.761	1.561.118
841869900	Oth refrigrt/freez equip,oth than heatpump oth than air condition mach hd84.15	294.920	2.122.769	1.784.897	13.508.285
841891100	Part for good,sub 8418.(10,21,29,30,40),furniture to refri/freez	130.062	736.247	281.960	2.190.236
841891900	Oth parts furniture designed to receiverrefrigerat/freezing equipment	141.475	1.658.782	652.169	6.305.741
841899100	Evaporators and condensers	266.639	3.824.152	1.357.761	17.724.690
841899200	Cabinets and doors, welded/painted	591.665	3.882.609	1.091.825	7.041.535
841899400	Aluminium rollbonds for sub 8418.10.10,8418.21, 8418.22 and 8418.29	31.749	474.529	203.227	2.669.295
841899900	Oth part refrig & freezers equipmentelectric/oth	386.595	3.672.039	1.096.897	14.331.060
841911100	Instant gas water heaters, for householdtype, non electric	22.879	276.741	150.772	1.997.697
841911900	Instant gas water heaters for oth thanhousehold type, non electric	12.645	133.844	55.387	2.654.105
841919100	Oth instant gas water heaters for household type,non electric	7.384	64.176	28.575	234.055
841919900	Oth instant gas water heaters for oththan household type,non electric	133.019	1.945.689	250.983	4.725.188
841920000	Medical,surgical/laboratory sterilisers	99.063	276.773	3.103.153	8.045.314
841931100	Evaporators,dryers for agri products,electrically operated	56.402	473.970	3.187.678	10.217.870
841931100	Oth.than evaporators,dryers for agriproducts, electrically operated	209.790	1.320.720	601.962	3.798.260
841931200	Evaporators,dryers for agri products,non electrically operated	956	136.131	7.623	627.505
841931200	Oth.than evaporators, dryers for agriproducts,non electrically operated	236	96.694	4.096	928.238
841932100	For wood, paper pulp, paper/paperboard,electrically operated	572.517	2.312.297	17.101.616	53.288.828
841932200	For wood, paper pulp, paper/paperboard,non electrically operated	0	45.255	0	263.825
841939100	Machinery by a proces involving heatingfor the printed of electricall operated	98.046	155.170	172.704	1.855.045
841939100	Oth machinery by a process involvingheating for the printed of elect oper	99.001	2.223.983	1.171.891	20.166.681
841939200	Machinery by a proces involving heatingfor the printed of not electric operat	18.197	64.762	40.886	176.999
841940100	Distilling/rectifying plantelectrically operated	1.504.272	2.098.845	12.518.450	24.309.746
841940200	Distilling/rectifying plantnot electrically operated	0	32.324	0	794.661
841950100	Cooling towers	158.719	1.843.588	299.382	6.506.121
841950200	Condensers for air conditionersfor motor vehicles	59.286	736.938	1.075.855	12.698.423
841950300	Oth condensers for air conditioners	50.273	812.177	223.572	4.515.716
841950400	Oth condensers electrically operated	820.136	3.795.082	5.640.681	36.800.902
841950900	Oth condensers not electricallyoperated	41.570	1.288.449	712.049	21.634.242
841960100	Machinery for liquefying air/oth gaseselectrically operated	109.344	389.062	1.574.021	6.589.963
841960200	Machinery for liquefying air/oth gasesnot electrically operated	14.651	35.310	156.082	466.601
841981100	Oth.mach,plant & equip for making hotdrinks/for cook/heat food,elect operated	15.423	364.336	59.384	1.730.134
841981200	Oth.mach,plant&equip for make hot drink/for cook/heat food,not elect operated	8.656	140.646	126.576	943.939
841989100	Evaporators for air-conditioning machfor motor vehicles,electricall operated	64.390	746.461	994.716	12.143.923
8419891300	Machinery by a proces involving heatingelectr for the manuf of PCB/PWB's/PCA'	2.200	57.938	65.403	1.865.101
8419891900	Oth mach for making hot drinks/forcooking/heating food,electricall operate	271.498	3.168.998	2.798.912	34.548.804
8419892000	Oth mach for making hot drinks/forcooking/heating food,not electri operate	0	22.023	0	104.919
8419901200	Part mach for the treat.matrial by procinvolve heat,print circuit,wiring,elect	3.760	24.213	22.157	305.491
8419901900	Oth.part mach,the treat.matrial by procinvolve heat,print circuit,wiring,elect	401.422	3.314.877	2.443.164	17.115.281
8419902000	Part mach,plant/laboratory equipment,of non-electrically operated articles	791.873	1.827.059	6.329.903	22.556.367
8420101000	Apprts for the app of dry film/liquidphoto resist,etc, calender/oth roll mach	6.205	70.508	490.896	2.506.217
8420102100	Roller-type ironing mach suitable fordomeestic use	9	115	151	417
8420102900	Wringers suitable for domestic use	79	1.228	20.400	33.271
8420109000	Oth calendering/oth rolling machin	43.400	784.130	87.500	2.970.723
8420911000	Parts cylinders of apparatus for theappl of dry film,liquid photo resis,etc	20	30.931	2.966	251.838
8420912000	Parts cylinders for ironing machinesor wringers suitable for domestic use	0	1.990	0	29.222
8420919000	Oth parts cylinders for calenderingor oth rolling machines	9.677	397.868	147.581	1.862.117
8420991000	Oth parts of apparatus for the applicof dry film,liquid photo resist,etc	1.130	13.961	9.630	286.123
8420999000	Oth parts for calendering/othrolling machines	2.570	28.233	32.835	279.543
8421110000	Centrifuges,including centrifugaldryers for cream separators	10.088	26.482	62.277	414.220
8421120010	Clothes-dryers, of capacity notexceeding 30 i	66	15.607	1.183	107.873
8421120020	Clothes-dryers, of capacityexceeding 30 i	1.154	41.429	21.354	181.854
8421191000	Centrifuges,including centrifugaldryers for sugar manufacture	129.720	1.804.567	238.594	13.439.392

I.3. IMPOR MENURUT KOMODITI / IMPORT BY HS COMMODITY
***** OKTOBER / OCTOBER 2008 *****

H S	Uraian Komoditi Commodity Description	Berat Bersih / Net Weight (Kg)		Nilai / Value C.I.F (US\$)	
		Bulan ini	Kumulatif	Bulan ini	Kumulatif
		Current Month	Cum.Jan. to date	Current Month	Cum.Jan. to date
8421199000	Oth centrifuges,including centrifugaldryers	64.286	1.957.082	570.370	9.414.771
8421211100	Filtering machin & appar water electricfor domestic use of a cap <= 500 l/h	46.105	508.164	368.661	3.669.707
8421211900	Oth filter machin& appar water electricof a capacity <= 500 l/h	322.027	1.857.860	1.503.694	13.009.330
8421212100	Filtering machin & apparat water electrfor domestic use of a capacity > 500 l/h	13.219	628.556	87.101	2.020.648
8421212900	Oth filter machin& appar water electricof a capacity > 500 l/h	227.423	2.675.840	1.606.638	26.460.221
8421221000	For filter/purify beverages oth thanwater of a capacity <= 500 l/hr	64	67.457	2.030	331.702
8421222000	For filter/purify beverages oth thanwater of a capacity >500 l/hr	5.715	124.895	138.466	2.026.499
8421231100	Oil filters for earth moving machineryinternal cobustion engines	104.650	687.255	1.666.582	7.555.209
8421231900	Oth oil filters for earth movingmachinery internal cobustion engines	19.454	273.622	373.048	2.741.174
8421232100	Oil filters for motor vehiclesof chapter 87	66.112	673.003	807.241	6.368.797
8421232900	Oth oil filters for motor vehiclesof chapter 87	74.121	1.495.895	817.331	14.754.013
8421239100	Oil filters for oth earth movingmachin and motor vehicles of chapter 87	56.095	971.964	574.446	8.651.178
8421239900	Oth oil filters for oth earth movingmachin & motor vehicles of chapter 87	149.683	983.848	1.050.316	8.878.288
8421291000	Filtering/purifying machin & appar formedical/laboratory use	10.880	36.486	177.953	1.025.418
8421292000	Filter/purify mach&apparatus for liquidof a kind used for sugar manufacture	0	217.779	0	2.145.084
8421293000	Filter/purify mach&apparatus for liquidof a kind used in oil drill operations	4.634	160.082	22.234	4.602.610
8421294000	Filter/purify mach&apparatus for liquid,petrol filters	10.227	61.134	212.768	1.015.482
8421295000	Filter/purify mach&apparatus for liquidoil filter oth than those subhd 8421.23	19.002	372.666	226.869	2.728.564
8421299000	Oth filtering machinery & apparatusfor liquids not electrically operated	192.774	1.944.916	2.333.076	24.217.501
8421311000	Intake air filters for inter combustionengines for earth moving machinery	49.926	346.953	505.124	3.268.857
8421312000	Intake air filters for inter combustionengines for motor vehicles of chap 87	73.413	685.150	907.968	6.229.852
8421319000	Oth intake air filters for internalcombustion engines	116.241	1.505.448	1.141.456	10.290.563
8421391000	Laminar flow units oth than intake airfilter for internal cobustion engines	4.834	141.365	150.430	3.086.551
8421399000	Oth.laminar flow units oth intake airfilter for internal cobustion engines	987.616	5.329.005	10.687.738	59.886.464
8421911000	Parts of goods of subheading 8421.12,of centrifuges,includ centrifugal dryers	1.585	57.941	25.380	478.096
8421912000	Parts of goods of subheading 8421.19.10of centrifuges,includ centrifugal dryers	10.257	89.033	210.185	2.321.742
8421919000	Parts of subhd 8421.11.00/8421.19.90of centrifuges,includ centrifugal dryers	4.224	133.645	143.806	3.852.981
8421992000	Parts filter cartridges of filter,subhd8421.23	19.954	189.328	444.820	4.269.089
8421993000	Parts of goods of subheading 8421.31	141.801	517.880	827.696	4.347.177
8421999100	Oth parts of goods of subheading8421.29.20	1.634	13.153	13.737	167.813
8421999200	Oth parts of goods of subheading8421.21.11/8421.21.21	61.045	658.693	347.035	3.545.763
8421999300	Oth part of subhd 8421.31,8421.23.11,8421.23.19,8421.23.91/8421.23.99	18.333	383.411	255.219	5.094.641
8421999900	Oth parts of sentrifugal, includingcentrifugal dryers	208.549	2.246.818	2.591.556	27.841.275
8422111000	Dish washing machin of the household type,electrically operated	16.024	68.727	69.695	433.761
8422112000	Dish washing machin of the household typenot electrically operated	0	1.826	0	4.613
8422190000	Dish washing machines of the othhousehold type	5.813	207.812	20.168	2.851.391
8422200000	Machinery for cleaning/drying bottlesoth containers	2.300	184.209	14.021	3.983.679
8422300000	Machinery for filling,closing, sealing,or labelling bottles, cans, boxes,etc	100.005	1.453.950	5.896.811	55.248.904
8422400000	Oth packing/wrapping machinery(including heat-shrink wrapping mach)	193.797	2.876.251	6.143.853	112.866.064
8422901000	Parts of goods of subheading 8422.11	759	3.875	11.429	96.226
8422909000	Part goods of subhd 8422 of oth thansubheading 8422.11	93.915	759.123	1.365.674	21.120.701
8423101000	Personal weighing machin,including baby&household scales,electrically operatec	17.672	240.136	77.880	975.481
8423102000	Personal weighing machin,including baby& household scales,not electric operate	33.998	1.073.691	61.422	1.740.314
8423201000	Scales for continuous weighing of goodson conveyors, electrically operated	9.863	94.624	614.568	3.158.078
8423202000	Scales for continuous weighing of goodson conveyors, not electrically operated	372	14.110	5.053	37.787
8423301000	Constan weight scales,predetermin weightscales & hopper scales,electric operat	3.865	161.524	105.315	2.189.764
8423302000	Constan weight scales,predetermin weightscales&hopper scales,not electr operat	34.308	195.890	124.695	714.171
8423811000	Oth weighing machinery,max capacity<=30 kg, electrically operated	3.577	94.070	45.191	1.333.805
8423812000	Oth weighing machinery,max capacity<=30 kg, not electrically operated	16.857	215.972	94.955	604.177
8423821100	Oth.weigh mach,having a maximum weighngcapacity <= 1 000kg,electric operat	2.646	34.289	35.550	503.631
8423821900	Oth.weigh mach,oth.having a max weighngcapacity <= 1 000kg,electric operated	11.152	89.457	25.002	203.098
8423822100	Oth.weigh mach,having a maximum weighngcapacity <= 1 000kg, not electric	11.631	71.896	19.150	153.454
8423822900	Oth.weigh mach,oth.having a max weighngcapacity <= 1 000kg, not electric	86.780	196.436	1.149.595	1.593.764
8423891000	Oth weigh mach,oth.capacity exceed 30kgor not but not exceeding 5 000kg, elec	104.047	552.164	958.845	3.027.026
8423892000	Oth weighing mach,oth.capacity > 30kgand <= 5,000 kg,not elect	3.303	142.037	14.967	312.064
8423901000	Weighing machine weights	34.556	66.017	117.292	347.106
8423902100	Weighing machin weights,not electricaloperated	36.757	330.422	1.212.538	11.184.618
8423902900	Parts of weighing machinery,electrically electrically operated	23.040	96.808	68.766	628.845
8424101000	Fire extinguishers,whether/not chargedsuitable for aircraft use	983	5.339	6.702	21.860
8424109000	Fire extinguishers,whether/not chargedfor oth aircraft use	59.589	424.241	177.149	2.472.920
8424201100	Spray guns & similar appliances foragricult/horticultural,electric operat	90	2.042	649	15.635
8424201900	Spray guns&similar appliances for othagricult/horticultural,electric operat	1.810	22.232	140.449	635.854
8424202900	Spray guns&similar appliances for othagricultural/horticultural,not electric	540	23.245	2.350	68.395
8424301000	Steam/sand blasting machines,electrically operated	115.542	1.349.667	1.151.439	11.543.240
8424302000	Steam/sand blasting machines,not electrically operated	5.207	107.788	55.790	1.246.009
8424811000	Oth.mech appliances for agricultural/hortikultural, drip irrigation systems	19.817	205.805	139.489	1.520.643
8424812000	Oth.mech appliances for agricultural/horti,oth drip irrigation systems,elect	4.502	182.964	33.149	726.659
8424813000	Oth.mech appliances for agricultural/horti,hand-operated insecticide sprayers	43.338	497.036	162.195	1.709.375
8424814000	Oth.mech appliances for agricultural/hortikultural, not electrically operated	7.927	559.192	23.086	2.667.921
8424891000	Hand operated household sprayers ofcapacity not exceeding 3 l	27.070	421.557	113.194	1.077.151
8424892000	Oth appliances oth. agri/horticultural,spray heads with dip tubes	32.286	398.649	175.656	1.397.168
8424894000	Wet processing equipment,by projectng,dispersing/spraying of chemical,etc	3.763	56.718	18.106	336.368
8424895000	Oth appliance for projecting,dispersing/spraying liquids/powders/fire,electric	6.392	833.280	228.532	5.758.510

I.3. IMPOR MENURUT KOMODITI / IMPORT BY HS COMMODITY
***** OKTOBER / OCTOBER 2008 *****

HS	Uraian Komoditi Commodity Description	Berat Bersih / Net Weight (Kg)		Nilai / Value C.I.F (US\$)	
		Bulan ini Current Month	Kumulatif Cum.Jan. to date	Bulan ini Current Month	Kumulatif Cum.Jan. to date
842489000	Oth appliance for projecting,dispersing/spray liquid/powders/fire,not electric	72.149	423.637	525.944	3.232.244
8424901100	Parts of fire extinguisher,electricallyoperated	451	37.172	23.819	1.377.594
8424901900	Parts of fire extinguisher, not electricoperated	90.978	654.714	477.588	5.392.359
8424902100	Parts of spray guns, of good of subhead8424.20.11,electrically operated	0	2.606	0	11.527
8424902300	Parts of spray gun,oth of good of subhd8424.20.11,electrically operated	309	23.176	26.856	428.825
8424902400	Parts of spray gun, of goods of subhead8424.20.11,not electrically operated	0	11.827	0	33.795
8424902900	Oth parts of spray guns and similarappliances	10.676	113.176	222.611	1.457.296
8424903100	Parts of steam/sand blasting mach &similar jet projecting mach,electric	11.067	136.450	130.975	1.039.404
8424903200	Parts of steam/sand blasting mach &similar jet projecting mach,non electric	11.534	84.925	148.726	889.023
8424909100	Parts of oth appliance of subhead8424.81.10/8424.81.20	0	19.049	0	87.258
8424909200	Parts of oth appliance of subhead8424.81.30/8424.81.40	1.598	48.917	11.982	185.394
8424909900	Oth mechanical appliances(whether/nothand operated)	50.275	1.238.681	884.446	12.749.830
8425110000	Pulley tackle & hoists oth than skipfor raising vehicles, by electric motor	160.446	1.284.259	993.477	9.145.931
8425190000	Pulley tackle & hoists oth than skipfor raising vhcles,oth by electric motor	664.740	2.713.776	2.677.818	18.606.664
8425310000	Oth winches; capstans,poweredby electric motor	26.028	1.185.689	95.424	8.616.821
8425390000	Oth winches;capstans,oth than poweredby oth electric motor	184.839	4.170.385	1.196.145	34.029.928
8425410000	Jacks hoists of built in jacking systemof a type used in garages	130.800	492.838	346.868	1.438.453
8425421000	Jacks used in tipping mechanism forlorries	1	166.080	17	405.118
8425429000	Oth jacks and hoists, hydraulic	550.962	7.438.932	1.101.510	24.977.526
8425491000	Oth jacks;hoists of a kind used forraising vehicles, electrically operated	88.356	395.399	1.254.431	3.645.587
8425492000	Oth jacks;hoists of a kind used forraising vehicles, not electric operated	174.289	1.467.589	428.752	2.677.070
8426110000	Overhead traveling cranes on fixedsupport	191.938	3.200.495	492.689	13.789.230
8426120000	Mobile lifting frames on tyres andstraddle carries	541.126	4.319.259	1.808.711	17.272.399
8426191000	Bridge cranes and gantry cranes	447.689	4.155.907	698.527	13.604.316
8426199000	Oth bridge cranes and gantry cranes	2.733.223	18.126.621	15.853.038	116.391.871
8426200000	Tower cranes	527.868	3.965.609	2.137.545	11.513.036
8426300000	Portal/pedestal jib cranes	51.491	882.229	158.631	10.098.336
8426410000	Oth machinery,self propelled,on tyres	938.620	2.514.632	8.273.487	19.670.082
8426490000	Oth machinery,self propelled,oth thanon tyres	151.432	2.619.143	1.079.524	15.512.780
8426910000	Oth derricks machin designed formounting on road vehicles	33.892	585.440	205.866	2.060.450
8426990000	Oth derricks mach oth designed formounting on road vehicles	75.449	3.446.591	385.256	26.042.571
8427100000	Self-propelled trucks powered by anelectric motor	453.649	4.021.247	2.369.172	20.034.711
8427200000	Oth self-propelled trucks	1.509.863	15.466.020	6.871.995	69.072.962
8427900000	Oth trucks	222.577	3.904.297	1.101.506	14.304.969
8428101000	Passenger lifts	1.291.452	8.924.792	5.156.201	28.951.850
8428102100	Oth lifts of a kind used in buildings	0	135.445	0	431.319
8428102900	Oth lifts oth than of a kind used inbuildings	157.235	798.491	1.068.060	3.834.683
8428109000	Skip hoists	27.532	315.091	84.617	679.535
8428201000	Pneumatic elevators and conveyorsfor agricultural use	15.428	376.455	97.138	1.389.072
8428202000	Automated machines for the transport,handling & storage of PCB/PWBs/PCAs	0	64.624	0	1.195.000
8428209000	Oth pneumatic elevators & conveyors	108.832	1.245.060	1.428.872	14.341.358
8428310000	Oth continuous act elevators &conveyorsspecially designed for underground use	3.212	90.274	74.580	827.396
8428321000	Oth continuous act elevators &conveyorsof bucket type,used for agri type	5.350	20.421	15.532	209.342
8428329000	Oth continuous act elevators &conveyorsof bucket type,oth used for agri type	252.164	2.083.580	2.143.293	12.909.267
8428331000	Oth continuous act elevators &conveyorsof belt type, of agricultural type	0	11.850	0	25.186
8428332000	Automated mach for the transport,hand& storage of PCB/PWBs,belt type	20.562	567.026	323.087	2.809.018
8428339000	Oth continuous act elevators &conveyors,oth of belt type	253.653	2.500.708	4.243.093	15.965.661
8428391000	Pneumatic elevators and conveyorsof agricultural type	9.840	20.511	30.153	249.985
8428393000	Oth automated machin for transport,hand & storage of PCB/PWBs/PCAs	0	4.779	0	275.105
8428399000	Oth continuous-action elevators &conveyors, for goods/materials	245.608	2.326.431	1.751.853	18.298.477
8428400000	Escalators and moving walkways	429.590	7.214.368	1.092.139	16.898.551
8428600000	Teleferics, chair-lifts, ski-draglines;traction mechanisms for funiculars	37.230	60.126	142.528	326.829
8428902000	Oth lifting,handling, loading/unloadingmach,hand&storage of PCB/PWBs/PCAs	2.928	8.183	81.461	174.877
8428909000	Oth mach,oth than lift,handl,load/unloadmach,hand&storage of PCB/PWBs/PCA	132.430	1.916.593	977.645	15.974.287
8429110000	Track laying, bulldozers and angledozers	1.578.850	16.691.246	10.975.158	116.470.724
8429190000	Bulldozer & angledozers oth track laying	1.091.781	7.441.835	2.910.811	42.471.088
8429200000	Graders and levellers	1.662.669	11.551.517	10.394.351	90.163.085
8429300000	Scrapers	102	272.457	22.461	671.608
8429401000	Road rollers	228.715	3.293.943	936.110	9.295.302
8429403000	Tamping machines	928.761	7.230.570	4.351.377	36.594.841
8429510000	Front-end shovel loaders,mechanicalexcavators and shovelloaders	2.949.744	19.469.338	18.101.070	103.122.675
8429520000	Mach with a 360,revolving super struct,mach shovels,excavators and shove load	15.971.988	110.882.693	69.462.653	488.988.488
8429590000	Mech shovels,excavators & shove loaderoth front-end shovel, mach. with a 360	2.819.660	8.894.794	13.124.883	47.492.000
8430100000	Pile-drivers and pile-extractors	237.336	4.352.745	1.582.824	13.631.884
8430200000	Snow-ploughs and snow-blowers	22.133	22.383	5.737	10.765
8430310000	Coal/rock cutters and tunnelingmachinery, self-propelled	9.310	1.113.198	153.857	3.704.323
8430390000	Coal/rock cutters and tunnelingmachinery,oth than self-propelled	70.339	830.484	467.515	2.329.890
8430410000	Oth boring/sinking machineryself-propelled	245.585	3.949.583	3.286.665	48.366.526
8430491000	Wellhead platforms & integrated prodmodules for use in drilling production	10.907	2.307.334	427.286	14.154.799
8430499000	Oth wellhead platforms & integrat prodmodules for use in drilling production	2.617.243	10.947.115	18.732.999	77.789.674
8430500000	Oth moving,grading,levelling,scrapingmachinery, self-propelled	694.991	1.350.368	1.028.728	11.320.114
8430610000	Tamping/compacting machinery,not self-propelled	206.676	432.626	1.055.067	2.146.890
8430690000	Oth machinery of hedaing 84.30, notself-propelled	151.218	834.602	718.448	4.354.219

I.3. IMPOR MENURUT KOMODITI / IMPORT BY HS COMMODITY
***** OKTOBER / OCTOBER 2008 *****

H S	Uraian Komoditi Commodity Description	Berat Bersih / Net Weight (Kg)		Nilai / Value C.I.F (US\$)	
		Bulan ini	Kumulatif	Bulan ini	Kumulatif
		Current Month	Cum.Jan. to date	Current Month	Cum.Jan. to date
8431101300	Parts suitable for of goods of subhead8425.19,8425.39or8425.49,electri operat	37.640	361.318	266.322	1.868.774
8431101900	Oth parts suitable for of goods ofheading 84.25,electrically operated	21.612	1.533.711	165.176	9.863.920
8431102200	Part suitable for goods of sub 8425.11,842520,8425.31,8425.41,8425.42,not elec	65.635	304.529	161.686	1.741.220
8431102900	Oth parts suitable for of goods ofheading 84.25,not electrically operated	66.426	1.078.895	111.882	4.517.756
8431200000	Parts suitable for goods of head 84.27	111.559	1.576.746	886.738	13.103.271
8431311000	Parts of goods of shd 8428.10.(21,29),8428.10.90,of lift skip hoist/escalators	431.578	2.792.917	583.247	4.914.619
8431312000	Parts of goods of shd 8428.10.10),8428.40.00,of lift skip hoist/escalators	204.848	2.441.510	753.605	6.863.267
8431391000	Part suitable for goods sub 8428.20.10,8428.32.10, 8428.33.10/8428.39.10	8.249	134.651	29.962	2.396.218
8431392000	Parts suitable for goods of subheading8428.90	244	42.407	8.667	739.149
8431394000	Part of auto mach. for tnsport/storageof PCB/PWBs/PCAs	2.428	94.060	18.454	1.012.771
8431399010	Part of oth lift,hand/load mach,telph/conveyor	422.134	2.985.908	4.633.220	27.255.975
8431399090	Oth parts of machinery of head 84.25	228.171	573.267	867.646	4.282.426
8431410000	Buckets, shovels, grabs and grips,ofmach of head 84.26, 84.29/84.30	1.197.667	8.340.437	8.012.309	57.676.631
8431420000	Bulldozer/angledozer blades of machof heading 84.26, 84.29/84.30	532.373	4.383.299	1.707.042	23.236.158
8431430000	Parts of boring/sinking mach of subhead8430.41/8430.49	2.690.815	20.141.837	28.517.821	287.021.821
8431491000	Parts of machinery of heading 84.26	1.006.532	4.263.908	4.435.587	23.372.337
8431492000	Cutting edges/end bits forscrapers,graders/levellers	2.757.926	20.259.895	5.101.015	41.699.154
8431493000	Parts of road rollers	322.516	3.291.793	2.685.142	25.611.320
8431499000	Oth parts of machinery of heading84.26, 84.29/84.30	7.327.469	66.670.414	45.074.467	398.083.565
8432100000	Ploughs	588	107.634	7.491	316.032
8432210000	Disc harrows	325	42.560	1.350	121.196
8432290000	Scarifiers, cultivators, weeders, hoesand oths harrows	19.973	197.451	102.829	860.697
8432300000	Seeders, planters and transplanters	8.423	16.597	358.882	447.559
8432400000	Manure spreaders & fertiliser distributo	262	29.174	2.222	228.084
8432801000	Oth machinery for soil preparation/cultivation;of agriculthorticultur typ	5.504	260.563	86.633	2.037.677
8432802000	Lawn/sports-ground rollers	4.973	5.918	34.725	51.293
8432809000	Oth machinery for soil preparation/cultivation	2.350	70.427	5.002	393.871
8432901000	Parts of machinery of subheading8432.80.90	138	13.250	1.070	121.408
8432902000	Parts of lawn/sport-ground rollers	0	193	0	4.776
8432909000	Parts oth machinery for soilpreparation/cultivation	27.164	305.079	149.149	2.194.748
8433110000	Mowers for lawns,parks/sports-groundswith the cutting device rotate horizont	80.366	834.964	253.573	3.182.592
8433191000	Mowers for lawns,parks/sports-groundsmannually operated	0	31.520	0	97.448
8433199000	Oth mowers for lawns, parks/sportgrounds,oth than manually operated	252.000	1.941.606	930.470	7.530.953
8433200000	Oth mowers,including cutter bars fortractor mounting	20.476	289.384	78.588	967.787
8433300000	Oth haymaking machinery	71	2.872	4.492	35.910
8433400000	Straw/fodder baler,including pick-up	14	2.530	3.760	12.999
8433510000	Combined harvester-threshers macinery	2.140	14.787	20.100	42.955
8433520000	Oth threshing machinery	5.000	15.025	27.913	48.322
8433530000	Root/tuber harvesting machines	0	920	0	31.851
8433591000	Cotton pickers and cotton gins	0	53	0	133
8433599000	Oth cotton pickers and cotton gins	0	53.962	0	379.447
8433601000	Machin for cleaning,sorting/grading eggfruit/oth agricultur prod,electric	821	8.472	5.254	308.038
8433602000	Machin for cleaning,sorting/grading eggfruit/oth agricultur prod,not electric	0	243	0	837
8433901000	Part mach:castor,of diameter(inc yres)>100mm,<= 250mm,width wheel =30mm	1.363	6.965	27.975	113.193
8433902000	Parts mach:castor,oth of goods of subhd8433.11/8433.19.90	39.172	220.475	108.444	705.762
8433903000	Parts mach:castor,oth of goods of subhd8433.19.10	0	3.517	0	7.650
8433909000	Parts mach: oth castors	56.205	241.127	146.182	777.433
8434101000	Milking machines, electricallyoperated	6	55.539	78	1.236.399
8434102000	Milking machines,not electricallyoperated	0	22	0	226
8434201000	Dairy machinery, electrically operated	2.500	178.150	148.597	8.996.393
8434202000	Dairy mach, not electrically operated	159	11.104	1.288	640.818
8434901000	Parts of milking & dairy mach.of electoperated machines	5.232	80.438	234.020	3.107.279
8434902000	Parts of milk & dairy mach of non electoperated machines	1.647	26.464	11.002	322.108
8435101000	Presses,crushers & manufacture of wine,cider,fruit juices,electric operated	282.111	1.647.410	1.490.213	10.563.032
8435102000	Presses,crushers & manufacture of wine,cider,fruit juices,not electri operated	4.131	56.665	7.729	134.506
8435901000	Parts of presses,crushers & manufactureof wine,cider,fruit juices,electr opera	6.757	237.221	35.190	983.337
8435902000	Parts of presses,crushers & manufactureof wine,cider,fruit juices,not electric	0	6.071	0	103.473
8436101000	Machinery for preparing animal feedingstuffs, electrically operated	230.571	812.376	807.204	4.587.763
8436102000	Machinery for preparing animal feedingstuffs, not electrically operated	0	24.114	0	35.454
8436211000	Poultry incubators & brooders,electrically operated	635	463.973	6.269	4.897.139
8436212000	Poultry incubators & brooders,not electrically operated	0	23.467	0	291.960
8436291000	Oth poultry-keeping machinery,electrically operated	161.187	376.516	512.764	2.159.711
8436292000	Oth poultry-keeping machinery,not electrically operated	56.455	314.361	97.959	1.366.963
8436801100	Germination plant mach, agriculturalor horticultural type,electric operated	18.415	536.283	64.255	948.631
8436801900	Oth germination plant machineryelectric operated	31.830	123.569	56.508	461.673
8436802100	Germination plant machin, agriculturalor horticultural type,not electric	0	30.768	0	181.233
8436802900	Oth germination plant machinery, notelectric operated	0	57.987	0	166.842
8436911000	Parts of poultry-keeping machinery/poultry,incubator & brooders,electric	11.500	281.246	157.706	2.613.346
8436912000	Parts of poultry-keeping machinery/poultry,incubator&brooders,not electric	14.466	47.904	66.667	395.186
8436991100	Parts oth of poultry-keeping machin.agri & horti type,electric operated	17.753	93.700	60.267	1.605.826
8436991900	Parts oth of poultry-keeping machin,oth than agri&horti type,elect operated	9.948	132.815	124.951	1.151.495
8436992100	Parts oth of poultry-keeping machin.agri & horti type,not electric operated	3.932	37.821	52.542	669.173
8436992900	Parts oth of poultry-keeping machin,oththan agri&horti type,not elect operated	51.303	905.458	259.137	3.157.899

I.3. IMPOR MENURUT KOMODITI / IMPORT BY HS COMMODITY
***** OKTOBER / OCTOBER 2008 *****

HS	Uraian Komoditi Commodity Description	Berat Bersih / Net Weight (Kg)		Nilai / Value C.I.F (US\$)	
		Bulan ini Current Month	Kumulatif Cum.Jan. to date	Bulan ini Current Month	Kumulatif Cum.Jan. to date
8437101000	Machinery for bread grains;winnowing &cleaning machin, electrically operated	170	205.955	2.069	2.349.291
8437102000	Machinery for bread grains;winnowing &cleaning machines,not electric operated	0	16	0	2.618
8437103000	Mach for clean,sorting/grad seed,graindried leguminous vegetables,oth, elect	37.200	1.607.751	465.937	22.493.987
8437104000	Mach for clean,sorting/grad seed,graindried leguminous vegetable,oth,not elect	0	2.734	0	32.038
8437801000	Machinery for rice hullers & cone typerice mills,electrically operated	74.820	827.568	242.551	1.304.747
8437802000	Machinery for rice hullers & cone typerice mills,not electrically operated	88.486	633.365	86.684	608.352
8437803000	Machinery for industrial type coffeeand corn mills,electrically operated	131	147.806	975	2.922.549
8437804000	Machinery for industrial type coffee& corn mills,not electrically operat	68.367	411.736	102.492	593.348
8437805100	Polishing machines for rice,sifting andsieving,bran cleaner,electric operate	2.093	166.937	5.064	289.860
8437805900	Oth polishing mach for rice,sifting andsieving,bran cleaner,electric operate	51.524	356.549	119.211	638.270
8437806100	Polishing machines for rice,sifting andsieving,bran cleaner,not electric	86.210	818.868	66.402	1.261.502
8437806900	Oth polishing mach for rice,sifting andsieving,bran cleaner,not electric	53.799	349.170	65.326	443.817
8437901100	Parts of machin of subheading 8437.10,electrically operated	8.410	341.279	116.633	3.495.816
8437901900	Parts of machines oth than of subhead8437.10,electrically operated	101.398	8.704.602	423.868	6.393.515
8437902100	Parts of machines of subheading 8437.10,not electrically operated	0	16.729	0	81.019
8437902900	Oth parts of machines of subheading8437.10, not electrically operated	14.174	347.458	177.080	1.126.975
8438101000	Bakery mach,macaroni,spaghetti/similarproducts, electrically operated	251.689	2.292.301	4.596.108	38.321.366
8438102000	Bakery mach,macaroni,spaghetti/similarproducts, not electrically operated	2.688	313.846	6.747	1.233.904
8438201000	Mach for the manufac of confectionary,cocoa/chocolate, electrically operated	60.435	507.646	722.492	9.122.176
8438202000	Mach for the manufac of confectionary,cocoa/chocolate,not electric operated	4.816	25.979	69.193	247.471
8438301000	Mach for sugar manufac, electricallyoperated	404.442	2.702.650	405.991	9.291.179
8438302000	Machinery for sugar manufacture,not electrically operated	0	286.141	0	3.020.692
8438401000	Brewery machinery, electrically operated	0	7.102	0	10.880
8438402000	Brewery machinery, not electricallyoperated	0	230	0	2.155
8438501000	Mach for the preparation of meat/poultry,electrically operated	21.067	359.645	772.649	4.565.042
8438502000	Mach for the preparation of meat/poultry,not electrically operated	9.362	153.820	11.850	212.097
8438601000	Machiner for the preparation of fruits,nuts/vegetab, electrically operated	7.835	441.064	58.431	5.070.720
8438602000	Machiner for the preparation of fruits,nuts/vegetab, not electric operated	17.887	177.803	17.307	275.710
8438801100	Coffee pulpers, electrically operated	1.998	14.802	97.115	208.500
8438801200	Coffee pulpers, not electricallyoperated	3.495	3.537	3.317	12.209
8438809100	Oth coffee pulpers,electric operated	23.478	763.172	220.064	14.034.705
8438809200	Oth coffee pulpers,not electric operated	5.471	107.149	2.408	155.607
8438901100	Parts of goods of subheading 8438.30.10electrically operated	892	706.479	12.827	5.111.438
8438901200	Part of coffee pulper,electric operatedmachines	0	1.266	0	6.298
8438901900	Parts of oths goods of heading 84.38electrically operated	30.130	246.325	405.368	3.505.450
8438902100	Parts of goods of subheading 8438.30.20not electrically operated	0	37.111	0	309.255
8438902900	Parts of oth goods of heading 84.38.20of coffee pulpers,not electric operated	12.045	884.282	125.169	6.640.051
8439100000	Machinery for making pulp of fibrouscellulosic material	4.274	527.083	121.238	6.034.910
8439200000	Machinery for making paper/paperboard	1.416.986	12.547.390	7.090.220	127.115.804
8439300000	Machinery for finishing paper/paperboard	8.177	1.051.521	57.226	15.148.568
8439911000	Part of machin for mak pulp of fibrouscellulosic material,electrically operat	176.877	1.516.472	3.755.029	46.768.724
8439912000	Part of machin for mak pulp of fibrouscellulosic material,not electric operat	120.472	7.695.960	1.815.073	169.663.924
8439991000	Parts for making/finishing paper/paperboard, electrically operated	647.000	9.925.851	14.577.864	211.063.577
8439992000	Parts for making/finishing paper/paperboard, not lectrically operated	309	118.798	28.900	2.425.068
8440101000	Book-binding mach, includ book-sewing,electrically operated	26.087	509.079	415.087	8.577.962
8440102000	Book-binding mach, includ book-sewing,not electrically operated	446	33.018	603	91.926
8440901000	Parts of book binding & sewing machineselectrically operated machines	141	14.588	11.595	581.326
8440902000	Parts of book binding & sewing machinesnot electrically operated machines	0	7.826	0	160.578
8441101000	Cutting machines, electrycally operated	178.556	3.250.827	897.239	21.453.642
8441102000	Cutting mach, not electrycally operated	20.306	305.371	201.002	2.126.405
8441201000	Machin for making bags,sacks/envelopeselectrically operated	42.397	202.918	574.468	1.840.426
8441202000	Machin for making bags,sacks/envelopesnot electrically operated	0	4.998	0	13.489
8441301000	Mach for mak cartons,boxes,cases,tubedrum/similar containers,electric operat	62.279	652.965	1.377.958	6.678.498
8441302000	Mach for making carton,boxes,cases,tubedrums/similar containers,not electric	0	228	0	7.204
8441401000	Machines for moulding articles in paperpulp,paper/paperboard,electri operat	192.773	5.406.108	754.454	16.442.182
8441402000	Machines for moulding articles in paperpulp, paper/paperboard, not electric	0	7.247	0	22.571
8441801000	Oth machinery for making up paper pulp,paper/paperboard,electrically operat	172.847	1.631.579	892.685	13.467.541
8441802000	Oth machinery for making up paper pulp,paper/paperboard,not electric operat	24.245	342.174	34.773	1.729.120
8441901000	Part of machin for mak up paper pulp,paper/paperboa,cutting mach,elec opert	53.066	763.231	789.781	10.580.738
8441902000	Parts of machin for mak up paper pulp,paper/paperboa,cutting mach,not elec op	2.294	38.750	18.984	560.062
8442301000	Machinery, apparatus and equipment,electrically operated	55.666	482.084	1.149.573	11.849.633
8442302000	Machinery, apparatus and equipment,not electrically operated	2	7.795	7	102.718
8442401000	Parts of electrically operated machin,apparatus/equipment	2.325	175.357	65.212	2.686.915
8442402000	Parts of the foregoing mach,apparatus/equipment,non electrically operated	640	17.324	27.390	534.741
8442500000	Plate,cyls&oth.print comp.plates,cyl &lithograph stones,prepared print purpose	12.666	196.855	423.592	4.031.961
8443100000	Print.mach.used for print by mean platescyl&oth print,offset print mach,reefed	480.061	4.287.011	1.431.536	33.689.903
8443120000	Print.mach.use,print by mean plate cyl&oth print,offset print mach,sheetfed,off	183.945	190.738	6.258.769	6.310.090
8443130000	Oth offset printing machinery	239.285	2.418.221	2.888.587	32.108.197
8443140000	Letterpress printing mach, reel-fed,excluding flexographic printing	12.189	103.544	81.182	1.765.896
8443150000	Letterpress printing mach,oth than reelfed, excluding flexographic printing	4.618	70.501	27.386	150.311
8443160000	Flexographic printing machinery	75.630	420.291	726.982	5.286.154
8443170000	Gravure printing machinery	63.920	967.205	506.260	13.195.106
8443190000	Oth than gravure,flexographic,letterpress,oth offset printing mach	184.905	2.208.970	1.687.532	36.036.555

I.3. IMPOR MENURUT KOMODITI / IMPORT BY HS COMMODITY
***** OKTOBER / OCTOBER 2008 *****

H S	Uraian Komoditi Commodity Description	Berat Bersih / Net Weight (Kg)		Nilai / Value C.I.F (US\$)	
		Bulan ini Current Month	Kumulatif Cum.Jan. to date	Bulan ini Current Month	Kumulatif Cum.Jan. to date
8443311010	Printer-copier,ink-jet,color,capable ofconnecting to a data machine/network	158.640	2.055.982	1.419.272	18.104.398
8443311090	Printer-copier,ink-jet proces,no color,capable of connect to data mach/network	10.265	167.069	37.079	954.481
8443312010	Printer-copier,laser proces,color,capable connect to data mach/network	9.095	68.098	359.082	2.285.915
8443312090	Printer-copier,laser proces,no color,capable connect to data mach/network	83.393	331.671	792.079	4.587.527
8443313010	Combination printer-copier-facs mach,color,connect to data mach/network	52.128	266.192	928.670	5.611.142
8443313090	Combination printer-copier-facs mach,no color,connect to data mach/network	68.937	598.389	1.164.218	10.090.755
8443319010	Oth mach which perform >= 2 functionof printing,copying/facsimile; color	0	8.011	0	804.251
8443319090	Oth mach which perform >= 2 function ofprinting,copying/facsimile,no color	117.263	765.394	290.919	3.013.863
8443321010	Dot matrix printer,color,capable ofconnect to data machine/network	0	13.190	0	215.701
8443321090	Dot matrix printer,no color,capable ofconnect to data machine/network	52.057	429.721	1.557.967	10.057.021
8443322010	Ink-jet printer,color,capable ofconnect to a data machine/network	409.385	6.781.318	4.280.709	55.380.011
8443322090	Ink-jet printer,no color,capable ofconnect to a data machine/network	31.010	655.484	437.560	5.779.423
8443323010	Laser printer,color,capable of connectto a data machine/network	23.678	319.688	501.742	5.641.530
8443323090	Laser printer,no color,capable ofconnect to a data machine/network	24.991	415.468	679.430	5.059.068
8443324090	Facsimile machine,no color,capable ofconnect to a data machine/network	28.043	184.822	274.305	1.881.706
8443325010	Mach of screen print machinery,color,capable of connect to data mach/network	546	546	21.816	21.816
8443325090	Mach of screen print machinery,no color,capable of connect to data mach/netwoi	59	18.285	10.036	84.090
8443329010	Mach of oth material,color,capable ofconnect to data machine/network	495	8.107	7.463	204.226
8443329090	Mach of oth material,no color,capableof connect to data machine/network	2.321	11.429	61.874	244.107
8443391100	Electrostatic photocopy apparatus,directprocess, color	101	102	1.414	1.437
8443391900	Electrostatic photocopy apparatus,directprocess, no color	305.393	2.897.715	424.038	4.108.560
8443392010	Electrostatic photocopy apparatus,in-direct process,color	729	6.420	36.585	244.577
8443392090	Electrostatic photocopy apparatus,in-direct process,no color	26.103	234.877	785.236	5.638.998
8443393090	Oth photocopy apparatus incorporating,optical system,no color	14.467	267.274	90.486	1.199.139
8443394010	Ink-jet printer,color,not capable ofconnect to data machine/network	0	14.554	0	127.721
8443394090	Ink-jet printer,no color,not capableof connect to data machine/network	0	1	0	123
8443399090	Oth print mach,no color,not capable ofconnect to data machine/network	65	13.217	2.121	178.953
8443910000	Part & accessori of print machinery usedfor print by component of head 84.42	54.931	902.330	2.500.124	12.490.473
8443910000	Part & accessori of screen print machi-nerly for manufact of print circuit board	12.538	62.820	72.551	1.371.802
8443992000	Ink-filled printer cartridges	249.752	2.640.455	7.149.945	63.236.167
8443993000	Paper feeders and sorters	2.627	11.196	7.704	295.511
8443999000	Oth part & accessori of screen printingmachinery	704.004	4.915.463	19.546.973	115.550.551
8444100000	Mach for extrude,texture/cut man-madetextile material,electric operate	170.333	729.849	4.615.669	9.668.933
8444200000	Mach for extrude,texture/cut man-madetextile material,not electric operate	51	121.336	4.500	279.268
8445111000	Carding machines,electrically operated	135.766	2.355.176	1.189.485	16.835.004
8445112000	Carding machines,not electricallyoperated	124	101.028	492	267.214
8445121000	Combing machines, electrically operated	47.668	90.431	247.749	1.236.763
8445131000	Drawing/roving machines,electricallyoperated	126.903	1.311.006	802.209	6.558.244
8445132000	Drawing/roving machines,not electrically operated	12.059	68.570	53.443	503.129
8445191000	Other machines for preparing textilefibres; electrically operated	116.725	1.033.964	909.035	8.842.256
8445192000	Other machines for preparing textilefibres; not electrically operated	38	56.927	1.414	1.497.711
8445201000	Textile spinning machines;electrically operated	454.004	5.886.346	1.491.251	39.524.877
8445301000	Textile doubling/twisting machines;electrically operated	217.427	932.651	1.046.058	4.293.190
8445302000	Textile doubling/twisting machines;not electrically operated	0	1.480	0	9.168
8445401000	Textile winding(including weft-winding)or reeling machin,electrically operated	321.852	2.341.131	3.011.021	37.078.050
8445402000	Textile winding(including weft-winding)or reeling machin,notelectric operated	0	32.186	0	521.067
8445901000	Oth machinery for preparing textile,electrically operated	3.168	407.824	330.740	5.640.747
8445902000	Oth machinery for preparing textile,not electrically operated	16.545	137.536	38.000	469.023
8446101000	Machines for weaving fabrics of a width<= 30 cm, electric operated	7.731	865.687	166.856	3.315.665
8446102000	Machin for weaving fabrics of a width<= 30 cm,not electric operated	0	5.449	0	7.562
8446210000	Machine for weaving fabrics of a width> 30 cm, Power looms, shuttle type	110.015	616.123	1.039.200	2.191.649
8446290000	Machine for weaving fabrics of a width>30 cm, Oth than Pwr looms,shuttle type	674.734	7.283.637	5.367.270	44.533.651
8446300000	Machine for weaving fabrics of a width> 30 cm, shuttleless type	987.658	4.890.678	6.198.880	27.952.167
8447111000	Circular knitting mach,cylinder diamtr<= 165 mm, electrically operated	44.034	895.412	211.426	6.021.792
8447112000	Circular knitting mach,cylinder diamtr<= 165 mm,not electrically operated	17.062	39.526	96.200	945.509
8447121000	Circular knitting mach,cylinder diamtr>165 mm, electrically operated	26.040	976.783	362.231	10.255.020
8447122000	Circular knitting mach,cylinder diamtr>165 mm,not electrically operated	0	5	0	1.390
8447201000	Flat knitting & stitch bonding machine,electrically operated	46.409	918.552	307.033	10.650.644
8447202000	Flat knitting & stitch bonding machine,not electrically operated	31.431	231.792	280.954	1.351.114
8447901000	Machines for making gimped yarn,tulle,lace&mach for tufting,electric operated	254.751	3.218.469	1.836.805	17.838.438
8447902000	Machines for making gimped yarn,tulle,lace&mach for tufting,not elec operated	9.647	162.415	41.531	1.487.713
8448111000	Dobbies & jacquards, card reducing,electrically operated	79.443	482.626	666.928	5.888.794
8448112000	Dobbies & jacquards, card reducing, notelectrically operated	1.325	40.306	8.924	205.787
8448191000	Oth auxiliary machin for mach of heading84.44, 84.45, 84.46, 84.47, electric	42.030	771.612	195.397	6.433.649
8448192000	Oth auxiliary machin for mach of heading8444, 8445, 8446, 84.47, not electric	130	18.526	7.363	154.373
8448200000	Parts&accessories of mach of heading84.44/their auxiliary machinery	120.217	984.396	921.563	12.324.730
8448310000	Card clothing of mach of heading 84.45	14.330	286.384	1.134.500	6.822.387
8448320000	Parts&accessories of mach for preparingtextile fibres,other than card clothing	64.152	698.943	408.632	4.591.690
8448330000	Spindles, spindle flyers,spinning rings,and ring travellers of mach 84.45	29.367	975.551	933.822	11.539.062
8448390000	Other parts & accessories of mach ofhead 84.45/their auxiliary machinery	413.634	2.915.202	2.578.958	28.750.089
8448420000	Reeds for looms, healds & heald-framesfor weaving machines	8.167	233.636	282.138	2.285.517
8448491100	Shuttles, for electrtrically operatedweaving machine	4.301	43.860	36.106	280.147
8448491900	Oth parts & acces, for elect operatedweaving machine	126.051	681.353	978.696	7.243.920

I.3. IMPOR MENURUT KOMODITI / IMPORT BY HS COMMODITY
***** OKTOBER / OCTOBER 2008 *****

H S	Uraian Komoditi Commodity Description	Berat Bersih / Net Weight (Kg)		Nilai / Value C.I.F (US\$)	
		Bulan ini	Kumulatif	Bulan ini	Kumulatif
		Current Month	Cum.Jan. to date	Current Month	Cum.Jan. to date
8448492000	Parts & acces, for non electricallyoperated weaving machine	506	156.829	26.130	1.896.278
8448510000	Sinkers, needles&other articles used informing stitches	5.917	111.292	445.851	1.120.006
8448590000	Othe parts&accessories of mach ofhead 8447/their auxiliary machinery	27.368	573.341	631.317	10.784.582
8449001000	Mach for the manufacture/finishing offelt/nonwovens,electrically operated	33.568	510.737	236.800	2.004.056
8449002000	Mach for the manufacture/finishing offelt/nonwovens, not elect operated	56	2.347	8.809	64.220
8450111000	Household/laundry-type washing machin;fully-automatic mach;capacity <= 6 kg	258.666	2.215.221	1.024.463	8.582.349
8450119000	Household/laundry-type wash mach;fully-automatic machine;capacity > 6 kg	574.986	9.105.761	2.187.521	34.071.303
8450120010	Household/laundry-type wash mach;built-in centrifugal drier,capacity <= 6 kg	179.663	2.571.374	673.864	8.253.201
8450120020	Household/laundry-type wash mach;built-in centrifugal drier,capacity > 6 kg	711.969	6.130.796	2.493.132	21.449.291
8450190010	Other household/laundry-type wash mach;dry linen capacity <= 6 kg	0	37.476	0	201.925
8450190020	Other household/laundry-type wash mach;dry linen capacity > 6 kg	14.269	1.946.078	42.805	3.426.386
8450200000	Household/laundry-type washing mach;a dry linen capacity >10 kg	124.899	1.288.540	631.860	5.937.101
8450901000	Parts of goods of subheading 8450.20	14.673	112.460	39.900	221.848
8450902000	Parts of goods of subheading 8450.11,8450.12 or 8450.19	334.337	3.469.366	1.059.634	10.445.382
8451100000	Dry-cleaning machines	16.497	497.619	210.127	3.590.306
8451210000	Drying machines,each of a dry linencapacity not exceeding 10 kg	13.003	124.954	59.099	682.402
8451290000	Drying machines,each of a dry linencapacity exceeding 10 kg	361.386	1.735.279	2.344.279	14.125.412
8451300000	Ironing machines and presses(including fusing presses)	21.632	216.668	156.189	2.137.630
8451400000	Washing, bleaching or dyeing machines	215.455	2.240.787	2.081.710	19.798.180
8451500000	Mach. for reeling,unreeling,folding,cutting/pinking textile fabrics	21.100	280.972	344.746	2.974.221
8451801000	Other machinery exclude machines of hd84.50; for domestic use	15.286	31.698	11.013	336.901
8451809000	Other machinery exclude machines of hd84.50; not for domestic use	30.862	1.329.569	451.421	10.216.236
8451901000	Parts of machines or dry linen capacityno exceeding 10 kg	584	61.510	4.221	750.136
8451909000	Parts of oth machines of heading 8451	28.038	311.819	440.329	3.079.613
8452100000	Sewing machines of the householdtype	117.039	1.123.982	388.061	3.301.315
8452210000	Oth sewing machines, automatic units	88.756	1.316.587	744.258	14.041.560
8452290000	Oth sewing machines, not automatic units	243.832	4.366.895	1.681.626	26.120.700
8452300000	Sewing machine needles	5.527	145.961	27.456	1.179.124
8452400000	Furniture, bases and covers for sewingmachines and parts thereof	11.427	83.335	70.685	236.569
8452901100	Arms,beds,stands,flywheel,belt guard;treadles/pedals of subhead 8452.10	10.466	317.234	99.271	1.284.668
8452901900	Oth part of sewing mach of machinery ofsubheading 8452.10	74.261	925.042	1.353.080	6.272.731
8452909010	Arms beds,foot & pedals of mach excludesubheading 8452.10	18.446	272.963	31.437	253.159
8452909090	Other parts of sewing mach of machineryexclude subheading 8452.10	333.848	1.737.926	804.457	6.037.814
8453101000	Machinery for prepare,tanning/work hides, skins/leather, elect operated	24.546	509.734	170.382	3.318.422
8453102000	Machinery for prepare,tanning/work hides, skins/leather, not elect operated	41	104.908	3.584	513.281
8453201000	Machinery for making/repairingfootwear, electrically operated	149.861	831.890	921.734	5.896.177
8453202000	Machinery for making/repairingfootwear, not electrically operated	2.768	109.935	9.673	1.322.327
8453801000	Mach for make/repaire other articles ofhides,skins,not sewing machine,electric	40.495	1.333.202	169.796	7.137.293
8453802000	Mach for make/repaire other articles ofhides,skins,not sewing machin,not elect	10.746	13.414	59.154	66.855
8453900000	Parts of goods of heading 84.53	84.939	559.046	460.519	4.655.695
8454100000	Converters	40	142.137	6.171	670.345
8454200000	Ingot moulds and ladles	31.813	970.185	1.174.519	14.193.750
8454300000	Casting machines	575.406	4.529.375	11.891.809	42.887.686
8454900000	Parts of goods of heading 84.54	185.525	3.267.377	918.214	11.702.780
8455100000	Tube mills	397.744	430.504	843.725	1.004.559
8455210000	Oth Rolling mills, hot or combination hocold	129.150	5.035.517	58.500	17.803.911
8455220000	Oth Rolling mills, cold	3.550	2.141.202	21.300	8.687.867
8455300000	Rolls for rolling mills	129.886	3.418.780	894.030	14.737.406
8455900000	Other parts of metal-rolling millsand rolls therefor.	720.112	3.805.521	3.055.626	23.333.396
8456100000	Machines tool for work any material byremoval material,operat by laser/photon	5.921	32.856	12.771	790.917
8456200000	Machines tool for work any material byremoval material,operat by ultrasonic	9.165	38.724	107.005	1.582.457
8456300000	Machines tool for work any material byremoval material,electro-discharge	50.047	292.307	465.573	3.902.201
8456901000	Mach tool for mnfact of printed circuit,numerical control,by plasma arc process	325	22.586	23.776	114.508
8456902000	Wet proces equip for the applicationby immersion of electrochemic solutions	0	418	0	8.570
8456909000	Oth mach tool for work any material byother operating processes	35.839	191.278	1.299.446	2.907.580
8457100000	Machining centres	469.306	3.777.288	6.375.103	45.013.503
8457200000	Unit construction machines(single-station)	29.704	226.889	44.911	1.107.228
8457300000	Multi-station transfer machines	0	3.813	0	56.479
8458100000	Horizontal lathes, numericallycontrolled	102.838	936.749	1.755.025	17.005.338
8458190000	Horizontal lathes,not numericallycontrolled	118.078	2.153.597	435.188	16.305.923
8458910000	Other lathes,numerically controlled	50.004	600.423	580.315	9.927.310
8458990000	Other lathes,not numerically controlled	461.747	4.408.655	6.087.980	38.005.299
8459101000	Way-type unit head machineselectrically operated	102.268	478.028	1.598.629	5.739.627
8459102000	Way-type unit head machines, notelectrically operated	15.215	15.215	160.400	160.400
8459210000	Dilling machines, numericallycontrolled	20.200	438.971	217.799	7.900.242
8459291000	Dilling machines, electrically operated	134.718	898.427	569.712	5.570.664
8459292000	Dilling machines, not electricallyoperated	16.980	61.522	39.430	163.866
8459310000	Boring-milling machines, numericallycontrolled	59.420	177.731	1.807.412	3.534.931
8459391000	Oth boring-milling machines, electricaloperated	15.994	1.520.824	26.856	11.895.309
8459392000	Oth boring-milling machines, notelectrically operated	397	26.722	1.341	231.126
8459401000	Oth boring machines, electricallyoperated	54.729	629.749	473.951	6.815.391
8459402000	Oth boring machines, not electricallyoperated	12.555	234.399	32.282	1.430.664
8459510000	Milling machines, knee-type,numerically controlled	13.077	76.437	50.863	232.881

I.3. IMPOR MENURUT KOMODITI / IMPORT BY HS COMMODITY
***** OKTOBER / OCTOBER 2008 *****

H S	Uraian Komoditi Commodity Description	Berat Bersih / Net Weight (Kg)		Nilai / Value C.I.F (US\$)	
		Bulan ini	Kumulatif	Bulan ini	Kumulatif
		Current Month	Cum.Jan. to date	Current Month	Cum.Jan. to date
8459591000	Oth milling machines, knee-type,electrically operated	18.283	301.298	38.581	565.865
8459592000	Oth milling machines, knee-type, notelectrically operated	5.617	112.735	12.600	310.922
8459610000	Other milling machines, numericallycontrolled	52.499	250.001	244.223	3.266.999
8459691000	Other milling machines, not nmrclycontrolled, electrically operated	701.465	1.579.462	3.649.891	9.715.884
8459692000	Other milling machines, not nmrclycontrolled, not electrically operated	6.684	113.037	40.237	400.696
8459701000	Threading/tapping machines,electrically operated	119.137	849.414	3.386.480	9.737.075
8459702000	Threading/tapping machines, notelectrically operated	69	149.755	142	815.842
8460110000	Flat-surface grinding mach,an accuracyof at least 0.01 mm,numeric controlled	6.741	116.983	77.226	1.345.489
8460191000	Oth flat-surface grinding mach, accuracyof at least 0.01 mm, electric operated	12.763	752.036	93.453	8.313.724
8460192000	Oth flat-surface grinding mach, accuracyof at least 0.01 mm, not elect operated	14.873	80.411	87.956	426.954
8460210000	Other grinding mach,an accuracy of atleast 0.01 mm,numerically controlled	3.872	72.365	63.433	1.808.941
8460291000	Oth grinding mach,an accuracy of atleast 0.01 mm, electrically operated	80.179	804.433	1.357.711	13.400.358
8460292000	Other grinding mach,an accuracy of atleast 0.01 mm, not electric operated	12.133	134.458	47.513	1.569.533
8460311000	Machine tools, numeric controlled, forsharpen carbide diamet <= 3.175 mm	0	636	0	12.698
8460319000	Oth sharpening (tool/cutter grinding)machines,numerically controlled	1.700	84.175	29.659	505.781
8460391000	Oth sharpening (tool/cutter grinding)machines, electrically operated	8.740	94.848	28.321	1.206.668
8460392000	Oth sharpening (tool/cutter grinding)machines, not electrically operated	10	3.872	957	8.005
8460401000	Honing/lapping mach,electricallyoperated	40.267	138.329	1.300.848	2.554.891
8460402000	Honing/lapping mach, not electricallyoperated	0	27.861	0	295.357
8460901000	Oth mach-tools for deburring,abrasives/polishing products, electric operat	44.994	230.307	1.160.822	4.387.963
8460902000	Oth mach-tools for deburring,abrasives/polishing products,not electric operat	45	31.513	489	451.901
8461201000	Shaping/slotting machines,electricallyoperated	40.837	405.566	789.232	4.812.306
8461202000	Shaping/slotting mach,not electricallyoperated	335	30.105	1.945	101.302
8461301000	Broaching mach,electrically operated	4.134	139.882	87.792	2.894.701
8461302000	Broaching mach,not electric operated	0	210	0	2.270
8461401000	Gear cutting,gear grinding/gearfinishing mach, electric operated	28.657	314.478	598.917	4.005.545
8461402000	Gear cutting,gear grinding/gearfinishing mach, not electric operated	132	23.013	2.671	166.436
8461501000	Sawing/cutting-off machines,electrically operated	150.349	1.887.613	1.161.279	14.722.079
8461502000	Sawing/cutting-off machines, notelectrically operated	5.900	110.913	18.212	336.635
8461901000	Oth mach-tool for planing/shaping/slottiby cermets, electrically operated	18.921	378.870	107.164	2.915.316
8461909000	Oth mach-tool for planing/shaping/slottiby cermets, not electrically operated	44.820	83.635	260.212	624.267
8462101000	Forging/die-stamping machines(including pres) & hammers, electric	831.379	7.175.810	5.481.774	40.604.986
8462102000	Forging/die-stamping machines(includ pres)&hammers,not electric	72.243	499.845	244.722	3.193.914
8462210000	Bend,fold,straigheten/flattening machine(includ pres),numeric control	146.218	942.657	1.247.859	6.904.468
8462291000	Bend,fold,straigheten/flattening machine(includ pres),not nmrc control,elect	180.779	2.442.338	1.468.934	16.106.404
8462292000	Bend,fold,straigheten/flattening machine(incl pres), not nmrc control,not elect	15.915	207.614	285.450	1.153.793
8462310000	Shearing machine (incl press),oth thancombine punching mach,numeric control	158.366	391.754	1.843.956	2.702.938
8462391000	Shearing machine (incl press),oth thanbine punching mach,not nmrc cntrl,elect	437.031	5.083.033	1.943.434	19.104.672
8462392000	Shearing mach (incl press),oth than binepunch mach, not nmrc control,not elect	56.770	179.211	178.935	598.857
8462410000	Punching/notching mach,incl comb punch &shearing mach,numeric control	52.414	169.956	656.570	2.396.734
8462491000	Punching/notching mach,incl comb punch &shearing mach,not numeric cntrl,ele	68.263	1.432.171	516.636	10.485.916
8462492000	Punching/notching mach,incl comb punch &shear mach,not numric cntrl,not elec	181	52.455	4.328	162.142
8462910000	Hydraulic presses	302.681	3.536.941	1.260.471	13.539.788
8462991000	Mach for manufac of boxes,cans& similar contain of tin plate, electr.	16.662	398.706	83.506	5.042.236
8462992000	Mach for manufac of boxes,canscontain tin plate,not elect. operated	340	476	2.041	10.054
8462995000	Oth machine for working metal byforging,hamming,electric operated	214.455	3.511.339	2.406.235	17.789.900
8462996000	Oth machine for working metal byforging,hamming,not electric operated	1.140	186.070	3.121	688.934
8463101000	Draw-benches for bars,tube,profile,wire,or the like, electrically operated	86.322	1.029.700	1.054.908	9.842.612
8463102000	Draw-benches for bars,tube,profile,wire,or the like, not electrically operated	0	24.351	0	109.513
8463201000	Thread rolling machines, electricallyoperated	36.559	1.086.293	92.000	2.085.236
8463202000	Thread rolling machines,notelectrically operated	0	11.099	0	34.246
8463301000	Machines for working wire,electricallyoperated	94.257	1.123.312	923.396	14.668.963
8463302000	Machines for working wire, notelectrically operated	0	18.523	0	133.108
8463901000	Oth mach tool for work metal/cerments,without remove material,elect operated	90.318	1.474.181	329.982	11.744.277
8463902000	Oth mach tool for work metal/cerments,without remove material,not elect operat	3.448	32.024	11.271	1.295.650
8464101000	Sawing mach for working stone,ceramics electrically operated	1.068	216.071	21.646	1.026.706
8464102000	Sawing mach for working stone,ceramicsnot electrically operated	0	50.755	0	189.071
8464201000	Grinding/polishing machines,electrically operated	54.498	631.301	294.259	2.460.377
8464202000	Grinding/polishing machines,not electrically operated	385	5.173	37.387	159.103
8464901000	Oth mach tool for work stone,ceramics/like mineral material,elect operated	294.265	2.361.389	890.369	7.646.204
8464902000	Oth mach tool for work stone,ceramics/like mineral material,not elect operate	16.026	260.722	36.960	667.871
8465100000	Mach, can carryout different type opera-tion without tool charge for such operat	65.097	843.464	1.178.309	7.267.340
8465911000	Sawing machines for scoring PCB/PWB's electrically operated	509	98.695	1.750.000	2.050.450
8465912000	Other sawing mach for scoring PCB/PWB's, electrically operated	127.755	1.423.257	673.618	5.774.071
8465919000	Other sawing mach for scoring PCB/PWB's, not electrically operated	68.126	488.887	286.277	3.139.578
8465921000	Mach tools for routing PCB/PWB'ssubstrates,shank dmtr <=3.175 mm	4.008	35.497	8.037	760.473
8465922000	Oth planing,milling/moulding (bycutting) mach,electrically operated	71.111	1.290.202	388.510	5.034.643
8465929000	Oth planing,milling/moulding (bycutting)machines,not electric operated	30.961	836.159	283.982	2.766.733
8465931000	Grinding, sanding/polishing machines,electrically operated	77.913	1.070.003	411.833	7.654.678
8465932000	Grinding, sanding/polishing machines,not electrically operated	3	61.693	141	274.746
8465941000	Bending/assembling machines,electrically operated	13.217	269.850	713.746	4.596.868
8465942000	Bending/assembling machines, notelectrically operated	68	5.158	112	13.031
8465951000	Drilling mach for manufac PCB/PWB's,with a spindle speed > 50.000 rpm	0	92.246	0	1.910.405

I.3. IMPOR MENURUT KOMODITI / IMPORT BY HS COMMODITY
***** OKTOBER / OCTOBER 2008 *****

H S	Uraian Komoditi Commodity Description	Berat Bersih / Net Weight (Kg)		Nilai / Value C.I.F (US\$)	
		Bulan ini	Kumulatif	Bulan ini	Kumulatif
		Current Month	Cum.Jan. to date	Current Month	Cum.Jan. to date
8465953000	Other drilling/morticing machines,electrically operated	11.790	766.275	39.285	1.696.320
8465959000	Other drilling/morticing machines, notelectrically operated	86.674	1.260.065	209.327	9.369.279
8465961000	Splitting, slicing/paring machines,electrically operated	11.216	745.554	39.092	3.073.590
8465962000	Splitting, slicing/paring machines,not electrically operated	1	44.714	1	187.474
8465993000	Lathes, electrically operated	45.727	717.486	98.078	9.593.934
8465994000	Lathes, not electrically operated	0	20.321	0	46.664
8465995000	Oth mach for deburring surfaces of PCB/PWB's, for scoring laminati presses	4.713	189.836	2.202	408.127
8465996000	Other mach-tools for nailing,stapling,glueing/otherwise assemb,electric	91.458	1.506.828	654.051	8.508.750
8465999000	Other mach-tools for nailing,stapling,glueing/otherwise assemb,not electric	114.558	1.780.944	408.955	10.686.737
8466101000	Tool hold.self-open dieheads for 8456.908460.31,8465.91,8465.92,8465.95,846:	13.271	76.290	636.750	2.441.916
8466109000	Other tool holders & self-openingdieheads	26.378	515.948	449.184	6.418.486
8466201000	Work holders for sub 8456.99, 8460.31,8465.91, 8465.92, 8465.95, 8465.99	2.491	105.674	79.585	1.619.107
8466209000	Work holders for other machine	5.470	222.869	219.876	8.347.124
8466301000	Dividing head,special attach for 8456.908460.31,8465.91,8465.92,8465.95&846:	2.980	24.335	9.293	211.084
8466309000	Dividing heads & other specialattachments for oth machine-tools	8.268	224.660	631.344	4.489.898
8466910000	Parts&aces suitable for machine ofheading 84.64	653.384	1.961.732	4.468.420	10.252.779
8466921000	Parts&aces suitable for mach subhead8465.92.10, 8465.95.10, 8465.99.50	2.745	84.551	25.317	661.944
8466929000	Parts & acces suitable for mach ofother subheading 84.65	20.745	578.833	1.167.742	9.759.163
8466932000	Parts&aces suitable for mach subhead8456.90.10,8456.90.20,8460.31.10	9.521	27.128	163.287	671.524
8466939000	Parts&aces suitable for mach ofother headings 84.56 to 84.61	63.424	1.016.508	2.234.871	17.720.522
8466940000	Parts & acces suitable for machineother headings 84.62 or 84.63	111.632	1.863.660	1.298.962	20.357.251
8467110000	Tool for work in the hand,pneumatic,rotary type (incl rotary percussion)	10.910	176.902	555.526	4.986.560
8467190000	Tool for working in the hand,pneumatic,in other type	24.784	211.549	209.444	2.164.447
8467210000	Drills of all kinds with selfcontained electric motor	181.343	1.382.512	410.397	3.714.314
8467220000	Saws with self containedelectric motor	15.947	268.746	57.140	873.824
8467290000	Oth tool for working in the hand,with self-contained electric motor	560.491	6.096.949	1.163.387	12.285.553
8467810000	Chain saws	256.954	1.272.951	724.812	4.777.967
8467890000	Oth tool for working in the hand	110.849	1.007.914	2.181.913	11.446.610
8467911000	Part of chain saw,of elect-mechanic forwork in hand,self-cont. electric motor	670	152.744	1.975	336.668
8467919000	Part of other chain saw	166.769	1.804.700	385.694	3.432.929
8467920000	Parts of pneumatic tools	12.188	124.936	50.934	953.072
8467991000	Part of tool of subhead 8467.21, 8467.22or 8467.29	4.092	226.251	18.535	526.404
8467999000	Part of tool of of oth heading 8467	88.119	668.709	387.832	4.268.327
8468100000	Hand-held blow pipes	2.996	21.245	11.057	86.619
8468201000	Hand-operated gas welding, brazing/cutting appliances for metal	29.620	253.554	141.520	1.398.651
8468209000	Other gas-operated machinery &apparatus	29.689	706.418	452.510	5.941.111
8468800000	Other machinery and apparatus forsoldering, brazing/welding	18.282	428.504	59.154	2.080.933
8468901100	Parts of goods of subheading8468.10	740	11.551	13.656	200.159
8468901200	Parts of goods of subheading8468.20.10	11.897	156.001	119.039	1.072.196
8468909000	Parts of other Heading 8468	91.406	516.465	477.536	5.218.564
8469001000	Word-processing machines	0	2.892	0	106.503
8469009010	Automatic typewriters	0	17.094	0	91.152
8469009090	Other typewrites	62.588	584.709	272.095	2.567.983
8470100000	Electronic calculators, cpble of operatiwithout an extnl source electric power	63.086	682.035	163.246	1.801.909
8470210000	Electronic calculating machinesincorporating a printing device	182	12.525	2.918	87.390
8470290000	Other electronic calculating machines	6.481	128.284	121.113	1.989.612
8470300000	Other calculating machines	41.456	686.715	88.660	2.370.557
8470500000	Cash registers	17.838	221.642	663.575	5.678.814
8470901000	Postage-franking machines	0	763	0	67.173
8470902000	Accounting machines	47	1.479	470	3.607
8470909000	Machines for pocket-size data record,reproduc,display mach with calculat	1.532	67.852	38.669	1.871.537
8471301000	Handheld computer incl palmtop & PDAs	2.058	837.320	157.813	24.990.406
8471302000	Laptop incl notebooks	427.913	5.356.125	35.730.286	305.623.721
8471309000	Oth portable digital automatic dataprocc mach,weigh not more than 10 kg	158.829	1.064.785	5.026.801	25.765.060
8471411000	Personal computers excl 8471.30with at least a CPU and an input/output	34.787	526.731	496.144	10.380.205
8471419000	Oth automatic data processing machineswith at least a CPU and an input/output	44.789	1.166.995	2.539.528	34.196.241
8471491000	Personal computers excl 8471.30presented in form of systems	101.619	1.718.997	5.258.183	61.636.042
8471499000	Oth automatic data processing machinespresented in form of systems	56.875	1.108.686	3.154.081	37.049.263
8471501000	Processing units for personal computerother of subhd 8471.41 or 8471.49	157.376	1.656.599	3.842.608	40.768.994
8471509000	Oth Processing unitsother of subhd 8471.41 or 8471.49	315.103	2.397.723	12.559.208	133.781.926
8471603000	Computer keyboards	82.385	1.568.578	364.166	5.591.587
8471604000	X-ycoordinate input devices,includingmouse,light pens,joystick,track balls	123.909	1.296.328	681.785	5.592.585
8471605000	Plotters whether input/output units ofheading 84.71or of heading 90.17	5.191	24.659	29.647	162.596
8471609000	Other input/output units,whether/not contain storg unitsthe same housing	305.654	5.564.935	2.979.216	33.455.111
8471701000	Floppy disk drives	31.171	322.928	728.477	15.340.565
8471702000	Hard disk drives	182.271	2.231.181	3.082.371	36.811.199
8471703000	Tape drives	2.300	41.173	398.678	4.083.351
8471704000	Optical disk drives,including cd-romdrives,dvd drives & cd-r drives	360.633	3.186.500	18.551.138	174.275.256
8471705000	Proprietary fmat strge device includ me-dia therefor f automat. dt proc.mach	5.008	187.856	1.025.498	17.600.834
8471709100	Backup management systems	9.079	82.470	939.568	3.907.970
8471709900	Other storage units ofautomatic data processing machine	57.833	704.553	2.101.205	17.665.577
8471801000	Control and adaptor units	67.480	1.258.140	604.264	7.163.096
8471807000	Sound card and video card	16.726	382.516	174.581	2.202.242

I.3. IMPOR MENURUT KOMODITI / IMPORT BY HS COMMODITY
***** OKTOBER / OCTOBER 2008 *****

HS	Uraian Komoditi Commodity Description	Berat Bersih / Net Weight (Kg)		Nilai / Value C.I.F (US\$)	
		Bulan ini	Kumulatif	Bulan ini	Kumulatif
		Current Month	Cum.Jan. to date	Current Month	Cum.Jan. to date
8471809000	Other units of automatic dataprocessing machines	64.466	1.358.083	4.604.153	47.568.932
8471901000	Bar code readers	10.495	137.314	303.737	1.951.605
8471902000	Optical character readers,document/image scanners	17.353	320.179	549.189	6.855.604
8471909000	Other units automatic data processingmachines	249.448	1.564.959	2.679.012	21.210.419
8472101000	Duplicating machines, electricallyoperated	783	12.124	115.510	242.085
8472102000	Duplicating machines, not electricallyoperated	159	2.057	232	12.814
8472301000	Machin for sorting/folding mail/forinserting mail in envelopes,electric	0	2.178	0	87.001
8472302000	Machin for sorting/folding mail/forinserting mail in envelopes,not elect.	140	220	5.440	12.800
8472901000	Automatic teller machines	914.261	2.442.919	12.593.812	37.623.197
8472902000	Electronic fingerprint identificationsystem	11.555	36.348	128.956	797.389
8472903000	Other office machines,electricallyoperated	25.651	476.605	269.168	5.142.080
8472909000	Other office machines,not electricallyoperated	63.651	355.076	206.607	1.492.037
8473101000	Printed circuit assemblies for word-processing	634	51.743	11.292	1.290.515
8473109000	Other parts & access of the mach ofheading 84.69	23.999	210.708	329.959	7.259.733
8473210000	Parts & access electronic calculatingmach sub 8470.10, 8470.21/8470.29	325	20.550	3.975	378.622
8473290000	Parts & access of other machines ofheading 84.70	3.283	182.016	244.950	1.809.451
8473301000	Assembled printed circuit boardsfor machines of heading 84.71	209.298	5.845.129	4.214.674	48.114.391
8473309000	Parts & access ofother machines ofheading 84.71	1.640.311	19.084.838	89.491.665	931.509.902
8473401100	Parts including printed circuit assemfbor machines of heading 84.72	3.796	11.176	157.369	568.817
8473401900	Other parts&accessories of the machof heading 84.72,for electric operate	6.097	49.796	208.779	1.306.777
8473402000	Other parts&accessories of the machheading 84.72,for non electric operate	245	3.620	4.955	161.185
8473501100	Parts&accessories suitable for usewith mach of heading 84.71,electric	37.090	360.653	1.012.811	14.622.060
8473501900	Parts&accessories suitable for usewith mach head 84.69 & 84.72,electric	56.386	392.602	162.761	1.075.737
8473502000	Part&aces suitable for use with machof heading 84.69-84.72,non-electric	0	76.115	0	710.569
8474101000	Sorting,screening,separating/washingmachines, electrically operated	209.836	1.911.983	1.693.446	14.766.888
8474102000	Sorting,screening,separating/washingmachines, not electrically operated	90.550	244.921	1.178.103	1.892.139
8474201100	Crushing/grinding machines forstone electrically operated	840.803	7.247.357	2.100.940	13.520.467
8474201900	Crushing/grinding mach for earth,oresoth mineral substances,electric operat	351.205	4.415.703	1.965.029	19.166.886
8474202100	Crushing/grinding mach for stone notelectrically operated	46.024	1.407.673	53.032	4.388.421
8474202900	Crushing/grinding mach for earth,oresoth mineral substances,not electric	75.522	430.668	593.086	1.467.802
8474311000	Concrete/mortar mixers, electricallyoperated	84.626	837.142	357.202	3.907.379
8474312000	Concrete/mortar mixers, notelectrically operated	395	103.522	11.807	216.611
8474321000	Mach for mixing mineral substances withbitumen,electrically operated	333.277	3.039.866	1.147.224	7.592.875
8474322000	Mach for mixing mineral substances withbitumen,not electrically operated	1.000	40.957	2.986	534.850
8474391000	Other mixing/kneading machineselectrically operated	81.087	1.023.571	832.553	7.838.993
8474392000	Other mixing/kneading machines notelectrically operated	86	38.696	151	801.862
8474801000	Mach for agglomerating,shaping/mauldsoild mineral fuels,electric operat	120.255	1.771.927	1.094.259	13.819.761
8474802000	Mach for agglomerating,shaping/mouldsoild mineral fuels,not elect. operat	25.354	185.740	463.245	951.869
8474901000	Parts of mach for heading 8474.10 to8474.80 of electric operated machines	1.537.105	13.064.545	7.652.610	85.017.815
8474902000	Parts of mach for heading 8474.10 to8474.80 of not electric operat mach	138.467	1.666.972	1.520.778	10.939.438
8475101000	Mach for assembl electric/electronicclamps tubes/valves,electric operat	2.132	79.846	113.580	2.063.377
8475102000	Mach for assembl electric/electronicclamps tubes/valves,not elect. operated	63.452	65.984	2.817.684	2.859.198
8475210000	Machines for making optical fibresand preforms thereof	83	76.268	149.820	353.101
8475290000	Other machines for manufacturing/hot working glass/glassware	22.865	617.695	73.964	6.768.090
8475901000	Parts of machine for heading 8475.10to 8475.29 of electric operated machin	152.070	352.972	787.730	7.689.556
8475902000	Parts of machine for heading 8475.10to8475.29 of not elect. operated mach	0	46.311	0	546.027
8476290000	Other automatic beverage-vendingmachines	0	178.270	0	1.583.754
8476810000	Other automatic goods-vending mach,incorporating heating/refrigerating	0	9.778	0	22.132
8476890000	Other automatic goods-vendingmachines	492	67.664	10.004	792.044
8476901000	Parts of automatic goods-vend machincorpor heating/refriger,elect.operat	0	21.697	0	137.321
8476909000	Parts of automatic goods-vendingmach	105.497	2.290.885	804.705	34.447.390
8477101000	Injection-moulding machines formoulding rubber	981.715	7.872.534	5.771.525	46.073.262
8477103100	P.v.c. injection moulding machine	170.604	4.980.183	630.720	17.026.711
8477103900	Other injection-moulding machinesfor moulding plastics	59.491	1.107.586	523.536	8.902.207
8477201000	Extruders for extruding rubber	10.482	574.173	224.532	7.515.310
8477202000	Extruders for extruding plastics	278.776	3.175.835	2.895.133	35.045.541
8477300000	Blow moulding machines	163.196	1.696.694	2.494.940	36.605.784
8477401000	Vacuum moulding & other thermo formingfor moulding/forming rubber	36.138	528.713	678.883	7.437.438
8477402000	Vacuum moulding & other thermo formingfor moulding/forming plastics	96.652	1.118.161	1.227.094	15.614.764
8477510000	Mach for mould/retread pneunt tyres,for moulding/othwise forming inner tub	153.413	1.392.949	1.818.182	21.701.194
8477591000	Other machine for moulding/otherwise-forming for rubber	64.151	320.083	164.691	3.371.596
8477592000	Other machine for moulding/otherwise-forming for plastics	13	169.096	3.987	1.759.143
8477801000	Other machinery for rubber,electrically operated	1.436.949	8.722.314	12.424.661	82.190.638
8477802000	Other mach for rubber,not electricallyoperated	131.916	2.288.893	1.202.370	36.453.168
8477803100	Lamination presses for the manufactrof PCB/PWBs	26.393	243.703	46.450	2.387.611
8477803900	Other machinery for plastics,electrically operated	84.035	426.178	847.811	4.606.258
8477804000	Other machinery for plastics, notelectrically operated	37.142	269.217	145.998	3.201.132
8477901000	Parts of electrically operatd mach forworking rubber/products from rubber	46.332	1.827.632	1.941.219	26.198.433
8477902000	Part of nonelectric opratd mach forworking rubb/fr the manuf product rubb	63.160	968.942	818.774	18.120.403
8477903200	Pars of lamination presses fr themanuf of PCB/PWBs	110	4.413	25.493	283.557
8477903900	Oth parts not in 8477.90.31-32	19.275	199.550	380.090	2.788.027
8477904000	Part of non elect.mach fr workig plast/manuf of prodct frm plastic material	49.147	459.939	377.532	4.353.145
8478101000	Machinery for preparing/making uptobacco, electrically operated	293.001	2.484.308	5.136.151	74.032.623

I.3. IMPOR MENURUT KOMODITI / IMPORT BY HS COMMODITY
***** OKTOBER / OCTOBER 2008 *****

H S	Uraian Komoditi Commodity Description	Berat Bersih / Net Weight (Kg)		Nilai / Value C.I.F (US\$)	
		Bulan ini Current Month	Kumulatif Cum.Jan. to date	Bulan ini Current Month	Kumulatif Cum.Jan. to date
8478102000	Machinery for preparing/making uptobacco, not electrically operated	124	19.590	1.060	753.371
8478901000	Part of cigar/cigarette electricallyoperated mach	25.698	344.934	587.856	12.526.395
8478902000	Part of cigar/cigarette,nonelectrically operated mach	14.433	69.424	147.305	1.525.605
8479101000	Machinery fr public works,building/thelike electrically operated	122.823	2.144.765	1.773.818	8.919.943
8479102000	Machinery fr public works,building/thelike not electrically operated	6.256	307.586	33.807	1.095.948
8479201100	Machinery for making palm oilelectrically operated	1.130.280	5.419.859	5.910.249	33.552.749
8479201900	Machinery for preparing palm oilelectrically operated	129.811	1.948.482	819.415	32.190.197
8479202100	Machinery for making palm oil notelectrically operated	0	205.300	0	1.420.191
8479202900	Machinery forpreparing palm oil notelectrically operated	7.902	234.362	306.248	1.368.449
8479301000	Presses for the manufacture ofparticle board electrically operated	105.348	1.481.859	153.050	5.843.713
8479302000	Presses for the manufacture ofparticle board not electrically opertd	130	109.912	362	502.634
8479401000	Rope/cable making mach,electrically operated	80.889	1.387.615	558.352	7.474.903
8479402000	Rope/cable making mach, notelectrically operated	330	707	2.300	4.798
8479500000	Industrial robots, not elsewherespecified/included	75.177	268.072	3.092.055	11.828.487
8479600000	Evaporative air coolers	89.793	619.208	428.865	4.327.931
8479811000	Oth mach&mechanical appliance fortreating metal,electrically operated	58.906	1.058.684	674.346	14.104.416
8479812000	Oth mach&mechanical appliance fortreating mtl,nonelectrically operated	18.472	105.452	422.815	1.262.703
8479821000	Mixing,kneading,crush,grind,screen, &otherwise machine,electrically operated	130.142	3.663.670	2.086.784	48.230.082
8479822000	Mixing,kneading,crush,grind,screen, &otherwise machine,not elect operated	8.001	277.819	147.575	2.205.069
8479892000	Chemical vapour deposition app forflat panel display production	26.411	340.778	912.945	6.840.995
8479893000	Oth apparatus, electrically operated	748.387	5.362.760	5.131.378	36.464.664
8479894000	Oth apparatus,nonelectrically operated	83.459	1.089.526	3.399.910	24.874.992
8479902000	Part of goods of subheading8479.89.20	100.838	1.053.566	1.149.161	9.923.940
8479903000	Part of oth electrically operatedmachines	500.022	3.553.113	3.578.295	37.203.657
8479904000	Part of nonelectrically operatedmachines	28.616	514.688	1.046.313	19.370.108
8480100000	Moulding boxes for metal foundry	60.466	365.001	1.644.544	5.434.961
8480200000	Mould bases	243.240	2.104.458	3.055.013	22.149.122
8480301000	Moulding patterns, of copper	675	4.623	6.681	84.749
8480309000	Moulding patterns, of other material	144.047	2.253.050	1.613.166	19.641.829
8480410000	Moulds for metal/metal carbidesinjection/compression types	88.701	359.056	1.575.217	8.290.914
8480490000	Moulds for metal/metal carbides notinjection/compression types	132.121	1.181.765	1.642.559	15.972.023
8480500000	Moulds for glass	20.275	155.537	550.594	3.499.839
8480600000	Moulds for mineral materials	204.480	2.346.834	567.894	9.692.066
8480710000	Moulds for rubber,plastics, injection/compression type	444.954	4.547.476	7.977.991	72.036.046
8480790000	Mould for rubber,plastics, not injection, compression type	104.337	2.111.820	2.083.575	23.768.229
8481101100	Pres-reduce valve,iron/steel,manualoperate sluice,5 cm <=int dia <40cm	48.038	627.130	790.829	9.444.229
8481101900	Pres-reduce valve,iron/steel,automaticoperate sluice,5 cm<=int dia <40cm	88.622	1.895.042	865.997	14.167.226
8481102000	Pressure-reducing valves of copper/copper alloys	27.370	364.884	375.345	2.821.142
8481109000	Pressure-reducing valves not of iron/steel,not of oth metal,not of plastics	173.107	2.423.174	1.787.031	25.097.825
8481201000	Valve for pneumatic tran,manual operatesluice, 5 cm<=internal diameter<40cm	557	71.131	31.685	604.272
8481209000	Valves not of iron/steel, not of othmetal,not of plastics	144.906	1.450.998	1.403.507	15.575.639
8481301000	Cast iron valve of swing check-valvetype,40 <=inlets internal diamtr<600 mm	86.900	734.043	506.270	4.062.058
8481302000	Check (nonreturn) valve,copper/copperalloy, internal diameter < 25 mm	227	33.782	2.243	74.006
8481309000	Other check (nonreturn) valve	262.207	2.969.982	2.844.802	32.363.322
8481401000	Safety/relief valves of iron/steel	68.589	1.181.786	611.866	10.602.853
8481409000	Oth safety/relief valves	205.474	2.193.929	2.724.107	27.834.766
8481801100	Valves fr inner tube of copper/copperalloys	190.594	2.221.934	1.612.271	16.577.761
8481801200	Valves for inner tubesof oth materials	4.137	104.888	72.104	639.894
8481801300	Valves for tubeless tyres of copper/copper alloys	3.936	8.337	38.944	70.572
8481801400	Valves for tubeless tyres of othmaterials	3.299	44.790	53.618	602.645
8481802100	Lpg cylinder valves having inlet &outlet internal diameters<=2,5cm	148.560	1.115.810	1.129.581	7.529.091
8481802200	Lpg cylinder valves having inlet &outlet internal diameters>2,5cm	0	167.230	0	714.764
8481803000	Cocks/valves,whether/not fitted withpiezo electric igniters for gas stove	117.530	1.581.803	648.256	8.678.367
8481804100	Soda water bottle valve;gas operat,of plastic, 1 cm < intern dia <= 2,5cm	0	41.441	0	89.728
8481804900	Oth soda water bottle valves;gas operatebeer dispensing units	53.492	355.293	109.454	3.366.447
8481805100	Mixing tapes and valves,of plastic,1 cm < internal diameter <= 2,5cm	22.985	374.044	38.875	381.001
8481805900	Others mixing tapes and valves	93.884	1.642.366	138.961	2.134.053
8481806100	Water pipeline valve,manual operatesluice,5cm<inlet/outlet int diamtr>=40cm	65.467	328.978	94.946	426.191
8481806200	Cast iron gate valve,inlet diamtr>=4cm &cast iron butterfly valve,inlet dia>=8cm	66.359	384.456	1.114.944	4.032.877
8481806300	Cast iron gate valve,inlet diamtr<4cm &cast iron butterfly valve,inlet dia <8cm	53.656	622.209	259.721	3.269.811
8481806400	Hog nipple waterer,of plastics,1 cm <=internal diameter < 2,5 cm	0	662	0	6.916
8481806500	Other hog nipple waterers	1.013	25.051	3.081	80.599
8481806600	Nipple joint valves,of plastics, 1 cm <=internal diameter < 2,5 cm	20	2.119	50	4.149
8481806700	Other nipple joint valves	20.266	342.429	83.268	1.144.740
8481807100	Ball valves,of plastics, 1 cm <=internaldiameter < 2,5 cm	12.537	524.880	108.205	5.896.326
8481807200	Other ball valves	319.055	4.019.498	4.106.036	36.102.708
8481807300	Gate valve,manual operate,of iron/steel,5cm<=inlet/outlet internal diamtr<40cm	289.680	2.830.440	1.366.968	10.162.819
8481807400	Gate valve,manual operate,of iron/steel,inlet/outlet internal diamtr < 40cm	5.573	311.640	106.292	2.843.945
8481807500	Manifold valves of plastics, 1 cm <=internal diameter < 2,5 cm	16	2.954	432	35.487
8481807600	Other manifold valves	57.813	702.766	1.132.082	7.274.107
8481808100	Pneumatic control valve,of plastics,1 cm <=internal diameter < 2,5 cm	2.114	11.179	60.791	525.855
8481808200	Other pneumatic controlled valve	13.256	128.244	206.243	2.742.146
8481808300	Oth valve of plastic,inlet diamtr>=1cm, outlet diamtr <= 2,5 cm	12.374	353.566	37.024	486.762

I.3. IMPOR MENURUT KOMODITI / IMPORT BY HS COMMODITY
***** OKTOBER / OCTOBER 2008 *****

H S	Uraian Komoditi Commodity Description	Berat Bersih / Net Weight (Kg)		Nilai / Value C.I.F (US\$)	
		Bulan ini	Kumulatif	Bulan ini	Kumulatif
		Current Month	Cum.Jan. to date	Current Month	Cum.Jan. to date
8481808400	Oth valve of plastic,inlet diamtr>=1cm,outlet diamtr > 2,5 cm	198	45.417	30.672	184.631
8481808500	Oth valve of plastic,with other size ofinlet/outlet diameter	65.832	437.336	237.382	2.015.892
8481808600	Other valve of stainless steel/nickle,manual operate,weighting < 3 kg	21.359	517.712	142.726	2.584.372
8481809100	Ball valves	35.319	311.779	237.429	4.711.996
8481809900	Other valves and similar appliances forpipes	762.773	8.307.036	11.322.403	106.466.448
8481901000	Parts of housing for sluice/gate valves	15.945	215.658	155.462	2.528.626
8481902100	Bodies, for water taps	2.579	48.101	18.171	316.631
8481902300	Others bodies for taps, cocks, valves,and similar appliances	47.084	189.028	574.203	1.836.225
8481902900	Others parts for taps, cocks, valves, &similar appliance of int. dimtr =< 25mm	58.064	683.440	901.550	10.483.393
8481903000	Valve bodies/stems of inner tube/tubeless tyres valves	36.081	432.912	345.496	4.466.920
8481904000	Valve cores of inner tube valves/tubeless tyres valves	160	671	4.363	16.931
8481909000	Others parts for taps, cocks, valves,and similar appliances	168.387	2.124.760	2.068.651	33.411.185
8482100000	Ball bearings	1.298.600	12.189.775	12.996.445	112.610.482
8482200000	Tapered roller bearings,includingcone&tapered roller assemblies	175.965	2.697.415	2.007.238	27.417.523
8482300000	Spherical roller bearings	194.981	1.727.902	902.031	7.926.577
8482400000	Needle roller bearings	55.021	624.977	1.031.007	11.038.671
8482500000	Oth cylindrical roller bearings	91.935	846.933	1.586.768	11.495.845
8482800000	Oth,including combined ball/rollerbearings	631.766	9.615.012	5.659.115	59.152.054
8482910000	Balls, needles and rollers	124.991	1.496.323	1.476.288	18.107.756
8482990000	Other parts of ball and roller bearings	537.687	4.565.402	3.997.242	37.478.635
8483101000	Transmission shafts for earth movingmachinery	108.118	1.119.133	1.538.952	13.879.285
8483102100	Transmissi shafts for enginesf venciehead 87.01exc 8701.10/8701.90	24.179	190.857	362.478	1.838.742
8483102200	Transmission shafts for engines ofvehicles of subhead 8701.10/8701.90	1.520	4.989	14.243	58.873
8483102300	Transmission shafts for engines ofvehicles of heading 87.11	324.864	2.859.597	5.227.670	44.018.009
8483102400	Transmission shafts for engines ofoth vehicles of chapter 87	1.546.857	12.427.023	13.671.184	113.209.805
8483103100	Transmission shafts for marine propul-sion engines of an output<=22.38 kw	4.245	8.580	19.235	35.302
8483103900	Transmission shafts for marine propul-sion engines of an output>22.38 kw	77.567	634.264	941.896	8.163.610
8483109000	Oth transmission shafts	878.980	8.754.444	8.362.911	82.234.785
8483201000	Bearing housing incorporating forearth moving machinery	8.167	357.170	126.120	1.513.385
8483209000	Bearing housing incorporating not forearth moving machinery&motor vehicle	111.619	2.210.095	474.488	7.482.494
8483301000	Bearing housing not incorporating forearth moving machinery	94.036	704.949	653.640	5.494.960
8483309000	Bearing housing not incorporat not forearth moving machinery&motor vehicle	704.939	5.841.495	3.593.941	29.840.986
8483401100	Gear&gearing for engines of vehiclesof head 87.01exc subhead 8701.10/90	34.996	330.827	327.537	3.401.371
8483401300	Gear&gearing for engines of vehiclesof heading 87.11	191.278	2.481.181	3.616.901	31.053.997
8483401400	Gear&gearing for engines of othvehicles of chapter 87	621.620	5.244.377	7.476.282	62.231.848
8483402100	Gear&gearing for marine propulsionengines of an output<=22.38 kw	4.081	135.450	41.908	1.796.984
8483402900	Gear&gearing for marine propulsionengines of an output>22.38 kw	354.879	4.471.075	2.909.093	40.651.060
8483403000	Gear&gearing for the engines of earthmoving machinery	98.162	1.161.809	1.369.468	14.892.471
8483409000	Gears and gearing for oth engines	977.439	8.747.310	8.278.559	78.530.856
8483500000	Flywheels&pulleys,including pulleyblocks	455.388	4.648.956	3.042.116	35.533.441
8483600000	Clutches&shaft couplings(includinguniversal joint)	544.633	5.182.966	7.119.779	68.023.507
8483901100	Parts of 8783.10 for pedestrian controlltractors of subheading 8701.10	48.106	318.813	189.579	1.296.915
8483901300	Parts of 8783.10 for oth tractors ofheading 87.01	3.626	22.094	53.906	392.604
8483901400	Parts of 8783.10 for goods ofheading87.11	177.123	1.044.214	1.315.739	7.350.235
8483901500	Parts of 8783.10 for oth goods ofchapter 87	138.102	1.799.377	1.293.924	14.497.524
8483901900	Parts of 8783.10 for oth	20.692	577.048	179.304	5.521.728
8483909100	Oth toothed wheels for pedestriancontrolled tractors of subhead8701.10	0	1.226	0	44.983
8483909300	Oth toothed wheels for oth tractors ofheading 87.01	66	1.091	1.137	17.249
8483909400	Oth toothed wheels for goods ofheading 87.11	93.916	833.665	1.289.255	10.009.867
8483909500	Oth toothed wheels for oth goods ofchapter 87	120.312	1.229.233	2.136.539	21.202.466
8483909900	Oth toothed wheels for others	138.908	1.957.191	1.026.463	13.992.572
8484100000	Gaskets&similar joint metal sheetingcomb with oth material/2 more lays	302.763	3.251.536	4.327.482	37.871.725
8484200000	Mechanical seal	89.022	1.049.159	842.667	11.373.459
8484900000	Sets/assortments of gaskets&similarjoints	188.719	1.810.630	3.960.688	33.968.126
8486101000	Apparatus for rapid heating ofsemiconductor wafers	0	7.363	0	1.352.316
8486102000	Spin dryers for semiconductor waferprocessing	4.516	5.777	43.200	47.977
8486103000	Machines for produc semiconductor waferby removal of material,laser/photon be	2	240	271	2.694
8486104000	Mach., app for sawing monocrystal semi-cond. boules into slice, wafer into chip	2.000	2.272	12.500	30.167
8486105000	Grinding, polishing,lapping machines forproces. of semiconductor wafers	0	14.365	0	384.299
8486106000	Apparatus for growing/pullingmonocrystal semiconductor boules	645	76.489	100.324	7.308.941
8486109000	Oth machines&apparatus for the manufactof boules/wafers	1.954	105.366	3.481	8.481.801
8486201100	Chemical vapour deposition app. forsemiconductor production	45	389	6.000	82.680
8486201200	Epitaxial deposition mach., spinners forcoating photograph emulsi on semicondu	0	69.606	0	408.719
8486201300	Physical deposition app. by sputteringon semicond wafer, for semicond product	0	6.072	0	891.039
8486201900	Other film formation equipment	0	8.447	0	345.159
8486202100	Ion implanters for doping semiconductormaterials	0	567	0	9.252
8486202900	Other doping equipment	0	20	0	240
8486203100	Deflash mach, spraying appliance foretching,stripping,cleaning semicon wafer	1.200	8.473	6.078	337.329
8486203200	Equipment for dry-etching patterns onsemiconductor materials	176	176	220	220
8486203300	App for wet etching, developing,stripping,cleaning semiconductor wafers	0	11.076	0	1.662.571
8486203900	Other etching and stripping equipment	11	214	229	7.746
8486204200	Step and repeat aligners	10	34	412	14.774
8486204900	Other lithography equipment	174	1.412	2.935	25.429

I.3. IMPOR MENURUT KOMODITI / IMPORT BY HS COMMODITY
***** OKTOBER / OCTOBER 2008 *****

HS	Uraian Komoditi Commodity Description	Berat Bersih / Net Weight (Kg)		Nilai / Value C.I.F (US\$)	
		Bulan ini	Kumulatif	Bulan ini	Kumulatif
		Current Month	Cum.Jan. to date	Current Month	Cum.Jan. to date
8486205100	Dicing machines for scribing/scoring semiconductor wafers	0	1.971	0	12.987
8486205900	Other equipment for developing exposed wafers	1.097	27.081	43.397	438.946
8486209100	Laser cutters for cut contact. tracks in semiconductor production by laser beam	0	13.749	0	74.420
8486209200	Mach. for bend, fold and straightening semiconductor leads	1.345	9.878	4.357	326.710
8486209300	Resistance heated furnaces, ovens for the manufacture of semiconductor device/on wafer	4	749	100	21.259
8486209400	Inductance/dielectric furnace, oven for the manufacture of semiconductor device/on wafer	55	11.098	983	905.979
8486209500	Auto-mach. for the placement/removal of comp./contact element on semiconductor wafer	0	1.373	0	12.948
8486209900	Other mach. & appts for the manufacture of semiconductor devices/ of elect integ. circuit	3.932	11.732	26.187	194.036
8486301000	App. for dry etch pattern on flat panel display substrates	0	211	0	5.269
8486302000	App. for wet etch, develop, stripping or cleaning flat panel displays	0	3.226	0	34.829
8486303000	Chemical vapour deposition app. to produce spinners for coat, physico. flat panel	1	4.284	348	170.269
8486309000	Other mach. and app. for the manufacture of flat panel displays	294	6.779	3.311	83.568
8486401000	Focused ion beam milling machine to produce, repair mask, reticle for pattern s-device	164	17.300	27.000	108.260
8486402000	Die attach app, auto-tape/wire bonders, auto-mach. trans/handle/storage, wafer bc	470	48.718	45.094	3.896.878
8486403000	Moulds for manufacture of semiconductor devices	282	112.021	54.415	3.593.463
8486404000	Optical stereoscopic microscopes with equip. design to handle of s-wafer/recticle	0	365	0	56.145
8486405000	Photomicrographic microscope with equip. design to handle of s-wafer/recticle	0	715	0	116.130
8486406000	Electron beam microscopes with equip. design to handle of s-wafer/recticle	0	15	0	2.788
8486409000	Other machines and apparatus specified in note 9(c) to this chapter	164	898	20.554	49.133
8486901100	Parts and accessories of app for rapid heating of semiconductor wafer	1.059	10.427	37.056	273.953
8486901200	Parts & accessories of spin dryers for semiconductor wafer processing	0	784	0	7.316
8486901300	Parts & accessories of mach. for prod. semiconductor wafers by removal/laser/phot on	322	10.247	6.428	120.002
8486901400	Tool holders & self-open diehead, of mach for sawing s-boule to slice/wafer to chip	9	1.512	17	27.999
8486901500	Other parts, access. of mach. for sawing m-crystal s-boule to slice/wafer to chip	998	26.287	12.166	391.784
8486901600	Parts & access. of grind, polish, lap mach for processing of semiconductor wafers	296	3.012	899	34.468
8486901900	Other parts, access. of mach. and app. for the manufacture of boules/wafers	1.200	74.589	1.361	869.807
8486902100	Parts & access of chemical vapour deposition app. for semiconductor product	0	281	0	1.316
8486902200	Parts & access. of epitaxial depo. mach, spinner for coat photo. emuls on s-wafer	81	33.302	8.367	1.497.407
8486902300	Parts & access. of ion implanter for doping of app for physical depo., sputter	0	1.117	0	11.314
8486902400	Tool holder/self-open diehead; of spray for etch, strip s-wafer, dry-etch pattern	0	267	0	1.946
8486902500	Other parts & access. of spray for etch, strip, clean, dev s-wafer, dry-etch pattern	87	5.130	191	110.168
8486902600	Tool holder/self-open diehead, of dicing mach laser cutters, fold, straighten s-lead	0	2.622	0	6.700
8486902700	Other part and accessories of dicing mach laser cutters, fold, straighten s-lead	2	6.365	504	149.436
8486902800	Part & access of resist heated, induct, dielectric furnaces/oven manufacture s-wafer	0	2.817	0	15.450
8486902900	Other part & access of mach & app for manufacture of s-devices/ of elect. integ-circuits	0	2.048	0	43.671
8486903200	Tool holder/self-open dieheads, of app. wet etch patterns on flat panel display	25	957	889	10.471
8486903300	Other part & access of app for wet etching develop, strip/clean flat panel display	230	2.216	1.177	71.418
8486903500	Part & access of spinners for coat. photoemuls/app. physico. depo on flat panel display	0	108	0	1.024
8486903900	Other part & access of mach and apparatus for the manufacture of flat panel displays	12	777	1.545	37.094
8486904100	Part & access of focused ion beam milling machine to produce, repair mask, reticle	0	1.874	0	5.597
8486904200	Part & access of die attach app, auto-tape/wire bonder, encapsul equip for assembly	483	68.917	20.697	823.761
8486904300	Part & access of auto-mach transport, handle storage of s-conductors, wafer cassette/b	0	3	0	46
8486904400	Part & access of optic stereoscopic microscope with equip to handle/transport of s-wafer/recticle	1	24	3	125
8486904500	Part & access of electron beam microscope with equip to handle/transport of s-wafer/recticle	0	10	0	708
8486904600	Part & access of pattern generating app used to produce masks/recticle from photoresist	0	541	0	39.950
8486904900	Part and access of other mach & app specified in note 9(c) to this chapter	4.370	13.921	103.100	228.788
8487100000	Ships/boats propellers and blades	80.585	2.127.999	84.748	15.750.691
8487900010	Oil seal rings	126.331	1.533.753	1.360.890	15.551.937
8487900090	Other mach. parts, not cont. electric connector, insulator, coil, other elec. features	211.697	2.700.852	3.000.454	31.134.734
8501101100	Stepper dc motors of an output =<37.5w	81.202	817.658	1.884.381	20.653.756
8501101200	Spindle dc motors of an output =<37.5w	52.107	409.172	1.684.603	18.398.761
8501101900	Others dc motors of an output =<37.5w	295.578	2.004.145	5.224.432	25.765.116
8501109100	Stepper universal (AC/DC) motors of an output =<37.5w	345	14.107	6.426	246.255
8501109200	Spindle universal (AC/DC) motors of an output =<37.5w	2.312	86.737	186.565	3.932.313
8501109900	Others universal (AC/DC) motors of an output =<37.5w	251.842	4.264.058	1.964.833	29.066.662
8501201100	Universal (AC/DC) motors of an output >746 w and < 1 kw	3.448	49.772	5.889	188.104
8501201900	Universal (AC/DC) motors of an output >37.5 w and <= 746 w	127.205	2.403.132	634.011	3.749.357
8501202000	Universal (AC/DC) motors of an output >1 kw	17.263	272.451	130.272	1.291.981
8501311000	Dc motors of an output =< 750 w	262.115	3.403.659	1.408.110	19.333.254
8501312000	Dc generators of an output =< 750 w	92.954	3.309.584	594.399	12.191.840
8501320000	Dc motors/dc generator of an output > 750 w and <= 75 kw	581.019	5.548.478	1.751.678	9.599.251
8501330000	Dc motors/dc generator of an output >75 kw and <= 375 kw	11.683	1.923.965	69.653	2.810.360
8501340000	Dc motors/dc generator of an output > 375 kw	16.077	155.058	162.540	1.461.699
8501401000	Other AC motors, single-phase of an output =<1kw	192.546	2.667.785	600.038	7.009.640
8501402000	Other AC motors, single-phase of an output >1kw	77.903	850.717	280.753	2.010.779
8501510000	Other AC motors, multi-phase of an output <=750 w	149.032	1.906.927	572.289	7.304.284
8501521000	Other AC motors, multi-phase of an output > 750 w and <=1kw	114.414	1.473.532	342.035	3.828.990
8501522000	Other AC motors, multi-phase of an output > 1 kw and <= 37.5 kw	515.633	4.654.596	1.389.589	12.441.928
8501523000	Other AC motors, multi-phase of an output >37.5 kw and <= 750 kw	195.197	1.712.507	2.956.453	8.705.552
8501530000	Other AC motors, multi-phase of an output >75kw	229.748	1.701.508	1.497.905	12.334.606
8501611000	AC generator of an output <=12.5 kva	660.727	4.989.335	1.602.933	8.963.309
8501612000	AC generator of an output > 12.5 kva & <=75kva	304.793	2.307.361	1.266.057	4.139.811
8501621000	AC generator of an output > 75 kva & <= 150 kva	28.052	290.218	35.909	666.934

I.3. IMPOR MENURUT KOMODITI / IMPORT BY HS COMMODITY
***** OKTOBER / OCTOBER 2008 *****

HS	Uraian Komoditi Commodity Description	Berat Bersih / Net Weight (Kg)		Nilai / Value C.I.F (US\$)	
		Bulan ini	Kumulatif	Bulan ini	Kumulatif
		Current Month	Cum.Jan. to date	Current Month	Cum.Jan. to date
8501629000	AC generator of an output > 150 kva & <= 375 kva	51.732	392.402	88.317	1.043.036
8501630000	AC generator of an output > 375 kva & <=750kva	33.856	1.386.691	167.183	19.229.663
8501640000	AC generator of an output > 750 kva	114.694	872.163	2.041.038	18.392.539
8502110000	Generat sets with compression ignitioninter combus piston output <=75 kva	971.045	7.514.696	2.791.864	24.007.368
8502121000	Generating sets with spark-ignit interncombust pist output >75kva & <=125kva	113.601	769.657	216.865	2.044.701
8502129000	Generating sets with spark-ignit interncombust pist output >125kva & <=375kva	174.538	2.676.531	1.200.902	12.913.065
8502131000	Generating sets with spark-ignit interncombust pist output > 12500 kva	393.779	1.765.016	2.572.224	65.295.615
8502139000	Generating sets with spark-ignit interncombust pist output >375kva & <=12500 kva	852.016	9.012.206	6.265.875	112.187.255
8502201000	Generating sets with spark-ignit interncombust piston output <=75 kva	1.102.133	8.223.125	2.003.144	13.717.707
8502202000	Generating sets with spark-ignit interncombust piston output >75kva & <=100kva	166.974	829.640	183.700	1.008.293
8502203000	Generat sets with spark-ignition intrncombust piston output>100kva & <=10000kva	256.438	2.779.864	1.067.628	30.016.465
8502204100	Generating sets with spark-ignit interncombust piston output >12500 kva	0	508.050	0	4.006.091
8502204900	Generating sets with spark-ignit interncombust piston output>10000kva & <=12500k	282.369	3.013.474	378.999	5.434.319
8502311000	Oth generating sets wind-poweredof an output <=10,000 kva	145	75.832	1.013	3.086.046
8502319000	Oth generating sets wind-poweredof an output >10,000 kva	0	29.133	0	105.097
8502391000	Oth generating sets not wind-poweredof an output <=10 kva	183.197	1.603.013	295.130	2.335.724
8502392000	Oth generating sets not wind-poweredof an 10 kva<output<=10,000 kva	63.241	900.340	1.251.899	12.020.988
8502393100	Oth generating sets not wind-poweredof an output > 12,5000 kva	2.703	352.658	23.414	14.014.354
8502393900	Oth generating sets not wind-powered ofan output > 10,000 kva & <=12,500 kva	54.644	1.291.931	1.658.290	21.527.152
8502400000	Electric rotary converters	2.451	80.030	291.933	1.527.373
8503001100	Stators for ceiling fans for generatorsof an output <= 10000 kw	199.425	378.623	638.621	2.341.967
8503001200	Parts of motors for generators ofan output <=1.5 kw & >75kw	4.146	261.772	30.735	1.530.063
8503001300	Parts of motors for generators ofan output >1.5 kw & <=75kw	68.509	852.563	585.011	6.471.763
8503009000	Parts of motors for generators ofan output >75 kw & <= 10000 kw	1.692.651	10.766.595	14.250.405	136.466.483
8504100000	Ballasts, for discharge lamps/tubes	217.737	3.597.325	1.326.588	15.645.021
8504211000	Step-voltage regulators;instrumentranformer with a power handl cap<=5kva	1.030	103.916	18.902	1.103.655
8504219100	Liquid dielect transformer with handlingcap>5kva & <=10kva, side voltage>=66 k	133	61.078	9.582	691.497
8504219900	Liquid dielect transformer with handlingcap>5kva & <=10kva, side voltage <66 k	34.112	371.004	1.024.906	6.581.166
8504221100	Step-voltage regulator, side voltage>=66kv & handling cap>650kva & <=10000kv	0	39.914	0	97.727
8504221900	Step-voltage regulator of a high sidevoltage of <66,000 volts	39.365	347.331	223.552	2.452.907
8504229100	Liquid dielect transformer, side voltage>=66 kv, handl cap >650 kva & <=10000k	32.951	71.528	160.161	1.918.506
8504229900	Liquid dielect transformer, side voltage< 66 kv, handl cap >650 kva & <=10000kv	59.507	755.093	215.930	4.409.661
8504231000	Liquid dielectric transformers, powerhandl cap > 10000kva & <= 15000kva	23.063	1.867.023	20.230	17.645.069
8504232100	Liquid dielectric transformers, powerhandl cap > 15000kva & <= 20000kva	10	800.235	720	926.376
8504232900	Liquid dielectric transformers, powerhandl cap > 20000kva	15.752	952.016	74.309	9.049.560
8504311000	Instrum. potential transformer, powerhandling capacity <= 1 kva	63.612	855.960	902.123	6.590.216
8504312000	Instrum. current tranformer with powerhandling capacity <= 1 kva	59.237	759.856	680.269	9.731.765
8504313000	Flyback transformer, power handlingcapacity < 1 kva	44.984	534.595	314.101	3.610.915
8504314000	Intermediate frequency transformer, power handling capacity <= 1 kva	14.495	846.325	164.810	4.857.577
8504315000	Step up/down transformer,slide regulatorhandling capacity <= 1 kva	427.820	2.994.017	4.516.746	17.078.078
8504319000	Oth transformer having power handlingcapacity <= 1kva	124.452	2.336.901	928.370	20.299.666
8504321100	Matching transformers, power handlingcapacity > 1 kva and <= 5 kva	20.685	117.910	274.167	1.243.096
8504321900	Oth instrument transformator, powerhandling capacity > 1 kva and <= 5 kva	1.488	315.355	28.944	1.755.423
8504322000	Instrmt used with toys,scale modelsor similar recreational models	3	5.156	76	28.512
8504323000	Oth transformer, high frequency, powerhandling capacity > 1 kva and <= 5 kva	392	7.960	900	77.547
8504324100	Matching transformers, power handlingcapacity > 5 kva and <= 10 kva	488	4.779	10.322	64.423
8504324900	Oth instrument transformator, powercapacity > 5 kva and <= 10 kva	55.695	91.206	441.272	525.091
8504325100	Matching transformers, power handlingcapacity > 10 kva and <= 16 kva	118	943	966	11.496
8504325900	Oth instrument transformator, powercapacity > 10 kva and <= 16 kva	5.160	143.771	47.778	746.929
8504331100	Matching transform.side voltage >= 66kv& power cap. > 16 kva and <= 500 kva	67	263	3.415	6.247
8504331900	Oth instrum transform.side voltage>=66kv& power cap. > 16 kva and <= 500 kva	124	53.128	695	126.685
8504339100	Matching transform. side voltage < 66kv& power cap. > 16 kva and <= 500 kva	3.226	5.686	40.351	89.698
8504339900	Oth instrum transform. side voltage<66kv& power cap. > 16 kva and <= 500 kva	6.816	364.137	83.231	3.087.650
8504341100	Matching transform.side voltage >=66kv &power cap >10000 kva & <=15000 kv	2.500	97.990	21.659	227.859
8504341200	Oth instrum transform.side voltage>=66kvpower cap >10000 kva & <=15000 kv	21.000	234.237	326.468	2.792.788
8504341300	Matching transform.side voltage < 66kv &power cap >10000 kva & <=15000 kva	0	31.645	0	200.544
8504341400	Oth instrum transform. side voltage<66kvpower cap >10000 kva & <=15000 kva	9.993	236.679	45.560	3.674.871
8504342100	Matching transform. having a powerhandling capacity >15000 kva	0	1.079	0	13.934
8504342900	Oth instrument transform. with powerhandling capacity >15000 kva	4.375	664.196	39.455	4.633.914
8504401100	Uninterrupted power supplies (ups)	665.632	7.316.764	4.605.238	42.567.307
8504401900	Other static converter for automaticdata processing machines	75.769	1.203.898	1.878.407	26.193.478
8504402000	Battery chargers having a rating>100 kva	48.546	649.324	305.687	3.311.585
8504403000	Other rectifiers	48.081	730.714	1.555.466	13.094.184
8504404000	Inverters	18.435	215.578	470.684	2.741.337
8504409000	Other static converter	344.455	3.353.447	3.389.778	35.937.033
8504501000	Inductors for power supply for automaticdata process mach&unit thrf,telecom apj	16.513	617.007	706.679	8.515.039
8504502000	Chip type fixed inductors	3.149	55.693	175.322	1.837.925
8504509100	Other inductors, with power handlingcapacity > 2500 kva and <= 10000 kva	6.332	110.574	327.086	6.488.694
8504509200	Other inductors having a power handlingcapacity > 10000 kva	5.085	23.707	17.356	661.103
8504901000	Parts of goods of subheading 8504.10	36.498	266.301	313.436	3.784.784
8504902000	Parts of printed circuit assmb good sub8504.40.11,8504.40.19,8504.50.11	1.468	326.102	48.903	2.827.383
8504903100	Radiator panel,flat tube radiator assembfor distrib&power transformer <=10000kv	23.663	166.431	94.253	564.438
8504903900	Oth part of electrical transformers ofa capacity <= 10,000 kva	660.935	3.070.489	5.042.869	23.080.741

I.3. IMPOR MENURUT KOMODITI / IMPORT BY HS COMMODITY
***** OKTOBER / OCTOBER 2008 *****

H S	Uraian Komoditi Commodity Description	Berat Bersih / Net Weight (Kg)		Nilai / Value C.I.F (US\$)	
		Bulan ini	Kumulatif	Bulan ini	Kumulatif
		Current Month	Cum.Jan. to date	Current Month	Cum.Jan. to date
8504904100	Radiator panel,flat tube radiator assembfor distrib&power transformer >10000 kv	64.268	111.552	178.679	381.718
8504904900	Oth part of electrical transformers ofa capacity > 10,000 kva	1.329	327.875	34.494	1.463.540
8504905000	Other, for inductors of capacity<= 2500 kva	20	2.839	10.754	54.301
8504906000	Other, for inductors of capacity> 2500 kva	357	9.719	18.756	368.760
8504909000	Parts of goods of heading 8504 oth thansubheading 8504.10.	299.702	3.312.210	1.978.979	21.113.089
8505110000	Permanent magnet of metal	60.005	1.739.717	560.929	13.039.958
8505190000	Permanent magnet not of metal	401.764	4.624.798	4.303.690	47.389.487
8505200000	Electro magnetic couplings, clutchesand brakes	118.423	934.291	629.506	11.417.877
8505901000	Electro magnetic/permanent magnetchucks,clamps&similar holdg devices	67.234	1.158.951	741.447	13.016.165
8505902000	Parts of goods of subheading 8505.20	588	30.079	9.478	193.278
8505909000	Oth non-permanent magnet	49.255	1.558.323	1.121.434	22.288.816
8506101000	Manganese dioxide having external volume<=300 cm of primary cell/batteries	243.823	1.147.558	1.131.542	4.589.131
8506109000	Manganese dioxide having external volume> 300 cm of primary cell/batteries	85.564	1.152.138	502.823	7.432.160
8506300000	Mercuric oxide of primary cell/batteries	19	857	322	17.516
8506400000	Silver oxide of primary cell/batteries	0	1.544	0	29.903
8506500000	Lithium of primary cell/batteries	16.975	365.835	276.099	3.323.596
8506600000	Air-zinc of primary cell/batteries	0	12.267	0	89.555
8506801000	Zinc carbon, having an external volume<=300 cm of primary cell/batteries	2.047	40.678	4.388	216.518
8506802000	Zinc carbon, having an external volume> 300 cm of primary cell/batteries	2.185	16.918	12.089	116.867
8506809000	Other primary cell/batteries	341.228	4.182.456	8.072.663	72.605.005
8506900000	Parts of primary cells/batteries	224.325	1.760.752	6.057.421	38.872.237
8507101000	Lead-acid, for starting piston engineof a kind used for aircraft	81.584	362.645	499.413	1.794.720
8507109000	Lead-acid, for starting piston engineof a kind used not for aircraft	669.311	7.850.681	3.178.609	31.957.307
8507201000	Oth lead-acid accumulator of a kindused for aircraft	29	8.739	1.351	609.620
8507209000	Oth lead-acid accumulator of a kindused not for aircraft	416.213	3.321.705	1.251.796	10.204.201
8507300000	Nickel-cadmium of electric accumulatorsincluding separator therefor	36.851	209.122	104.221	1.583.790
8507400000	Nickel-iron of electric accumulatorsincluding separator therefor	220	1.317	3.090	20.702
8507801100	Lithium ion accumulators of a kind usedfor laptop (incl. notebook, subnotebook)	1.269	5.857	10.225	228.868
8507801900	Other lithium ion accumulators	4.415	234.590	223.716	1.067.545
8507802000	Oth accumulator of a kind used foraircraft	88	21.083	7.468	803.284
8507809000	Other accumulator	268.420	2.273.098	1.042.675	10.945.001
8507901100	Plate of goods of subheading 85.07.908507.10	0	10.515	0	156.052
8507901200	Plate of a kind used for aircraft	0	187	0	9.082
8507901900	Plates for other accumulators	32.498	355.922	121.737	1.643.645
8507909100	Other parts of a kind used for aircraft	0	565	0	24.558
8507909200	Battery separators in sheets, rolls/cutto size of materials oth than PVC	89.915	802.806	409.549	3.752.201
8507909300	Part of goods of subheading 8507.10.90	24.485	272.463	99.148	1.070.424
8507909900	Part of good of heading 8507.10 oth thansubheading 8504.10.90	275.451	1.671.115	1.711.414	8.739.219
8508110000	Vacuum cleaner with self-contained electa power < 1,500 w & a dust bag < 20 l	59.040	554.109	340.453	3.699.910
8508190000	Oth vacuum cleaners with self-containedelectric	14.481	562.923	64.820	4.055.324
8508600000	Other vacuum cleaners	22.445	533.055	152.399	3.818.988
8508700010	Part of vacuum cleaner for domestic use	2.994	48.988	11.270	399.777
8508700090	Part of vacuum cleaner other thandomestic use	5.375	69.831	98.041	906.068
8509400000	Food grinder&mixer,fruit/vegetable juiceextract with self-contained elect motor	269.543	3.251.640	1.189.683	11.437.857
8509801000	Floor polishers with self-containedelectric motor	17.415	114.291	65.277	520.457
8509809000	Oth electro-mechanic domestic applianceswith self-contained electric motor	84.376	715.226	994.161	9.739.498
8509901000	Part of goods of subheading 8509.80.10	91.612	125.873	329.808	890.778
8509902000	Part of goods of subheading 8509.40.10or 8509.80.90	273.817	2.684.049	380.301	4.179.088
8510100000	Shavers, with self-contained electricmotor	27.071	122.994	113.736	634.722
8510200000	Hair clippers, with self-containedelectric motor	10.309	64.662	17.561	148.176
8510300000	Hair-removing appliances,with self-contained electric motor	6	7.393	141	44.279
8510900000	Parts of shavers, with self-containedelectric motor	27.337	307.658	560.555	5.550.746
8511101000	Sparking plugs suitable for aircraftengines	8.348	26.083	54.236	871.044
8511109000	Other sparking plugs	75.325	1.169.989	375.484	6.801.005
8511200000	Ignition magnetos, magneto-dynamos,magnetic flywheels	87.641	618.753	695.075	5.458.132
8511302000	Unassembled distributors/ignition coilexcluding those for aircraft engines	7.107	52.867	4.170.630	4.852.236
8511309000	Other distributors; ignition coils	232.215	2.415.275	5.440.160	32.044.937
8511401000	Starter motors & dual purpose starter-generators for aircraft engines	981	3.839	590.040	1.187.266
8511402000	Other unassembled starter motors	5.567	310.353	79.356	7.709.423
8511403000	Starter motors for vehicles of heading87.01 to 87.05	223.947	1.858.444	1.849.962	15.889.764
8511409000	Other starter motor	250.601	2.802.471	2.666.194	28.489.237
8511501000	Other generator suitable for aircraftengines	22	14.142	7.771	730.173
8511502000	Other unassembled alternators	86.855	176.052	106.192	372.200
8511503000	Oth alternators for vehicles of heading87.01 to 87.05	249.205	2.796.076	2.570.385	27.144.743
8511509000	Other generators	190.805	1.781.727	2.436.620	28.353.793
8511800000	Other equipment of electrical ignitionor internal combustion engines	35.135	557.092	680.220	8.869.624
8511900010	Parts of goods for aircraft engines	1.300	24.006	40.539	521.214
8511900091	Contact points	11.744	142.107	345.918	7.561.165
8511900099	Other parts of electrical ignition/internal combustion engines	576.959	4.546.959	6.770.771	57.796.030
8512100000	Lighting/visual signalling equipmentof a kind used on bicycles	34.261	582.243	122.771	1.615.300
8512201000	Lighting/visual signalling equipmentfor motor cars, assembled	484.303	4.689.852	8.273.732	66.716.374
8512202000	Unassembled lighting/visual signalingequipment	17.540	257.583	138.747	1.780.952
8512209000	Other lighting/visual signallingequipment	146.171	1.223.575	2.627.829	21.318.499

I.3. IMPOR MENURUT KOMODITI / IMPORT BY HS COMMODITY
***** OKTOBER / OCTOBER 2008 *****

H S	Uraian Komoditi Commodity Description	Berat Bersih / Net Weight (Kg)		Nilai / Value C.I.F (US\$)	
		Bulan ini	Kumulatif	Bulan ini	Kumulatif
		Current Month	Cum.Jan. to date	Current Month	Cum.Jan. to date
8512301000	Horns and serenes, assembled	71.628	784.814	357.474	4.147.917
8512302000	Unassembled sound signalling equipment	9	13.491	270	104.116
8512309000	Other sound signalling equipment :	40.513	609.648	414.271	3.645.468
8512400000	Windscreen wiper, defroster & demisters	59.766	881.342	577.189	6.299.170
8512901000	Parts of goods of subheading 8512.10	28.828	243.618	64.898	2.215.213
8512902000	Parts of goods of subheading 8512.208512.30./8512.40	140.647	1.832.735	2.598.439	25.809.424
8513101000	Miners helmet lamps	786	31.852	2.869	1.236.413
8513102000	Quarrymens lamps	0	31.717	0	122.382
8513109000	Other portable electric lamps	291.580	3.460.204	825.825	9.472.635
8513903000	Parts of reflectors for flashlights;plastic switch	5.623	235.542	17.286	355.706
8513909000	Oth part of portable elect lamp designedto fuct by their own source of energy	176.831	1.148.649	261.394	2.845.805
8514100000	Resistance heated furnaces and ovens	147.245	463.749	1.026.757	5.583.979
8514202000	Oth furnace/oven function by inductionmanufact. of PCB/printed wiring board	3.659	45.783	120.799	1.484.490
8514209000	Oth furnaces/oven function by inductionor dielectric loss	53.547	1.224.042	221.330	11.715.914
8514302000	Oth elect furnace/oven for the manufactof PCB/printed wiring board	0	24.889	0	174.516
8514309000	Other furnaces and ovens	78.489	1.306.205	719.167	5.930.123
8514400000	Oth equipment for the heat treatment ofmaterials by induction/dielectric loss	20.643	433.401	72.800	2.860.548
8514902000	Part of industrial/laboratory electricfurnaces/oven for manufact.of PCB/PWB	3.022	100.342	47.189	882.750
8514909000	Other parts of furnaces and ovens	1.277.035	1.974.633	2.818.679	7.841.135
8515110000	Soldering irons and guns	34.651	422.407	195.628	2.028.370
8515191000	Mach and app for soldering componenton PCB/printed wiring boards	67.959	309.955	908.699	3.407.212
8515199000	Other brazing/soldering machines andapparatus	25.599	381.199	417.057	4.945.606
8515210000	Mach and app for resistance welding ofmetal fully/partly automatic	72.161	567.707	2.042.271	3.791.535
8515290000	Mach and app for resistance welding ofmetal non-automatic	87.551	1.294.020	660.785	6.164.336
8515310000	Mach and app for arc welding of metalfully/partly automatic	25.606	1.259.142	307.909	10.825.460
8515391000	AC arc welders, transformer type non-automatic	63.278	1.034.692	468.347	5.013.058
8515399000	Mach and app for arc welding of metalnon-automatic	191.699	1.375.753	1.757.013	10.002.197
8515801000	Electric mach & app for hot spraying ofmetals/sintered metal	34	243.785	352	1.278.604
8515809000	Electric mach & app not for hot sprayingof metals/sintered metal	74.614	612.530	658.260	4.558.341
8515901000	Parts of AC arc welder, transformer type	26.130	218.608	135.780	4.064.239
8515902000	Parts of mach & app for solderingcomponent on PCB/printed wiring boards	11.776	51.080	249.100	1.129.948
8515909000	Other parts in heading 8515	226.301	1.527.939	2.354.263	15.363.899
8516101000	Electric instantaneous/storage waterheaters	94.799	1.443.640	517.482	7.075.041
8516103000	Electric immersion water heaters	214	104.627	1.415	269.293
8516210000	Storage heating radiators	0	58	0	969
8516290000	Oth electric space heating app/electricoil heating apparatus	18.532	157.229	176.083	2.315.157
8516310000	Hair dryers	28.156	333.426	133.809	1.229.394
8516320000	Other hair-dressing apparatus	33.483	439.322	68.562	894.238
8516330000	Hand-drying apparatus	10.491	47.310	134.568	393.488
8516401000	Electric smoothing irons of kind designto use steam from the indust boilers	1.519	15.965	4.513	106.559
8516409000	Other electric smoothing irons	54.047	1.277.576	266.822	3.867.934
8516500000	Microwave ovens	38.348	872.607	189.745	3.050.117
8516601000	Rice cookers	1.434.515	13.479.546	6.121.496	49.877.766
8516609000	Cooking plates,boiling rings,grillers &roasters	140.343	1.466.443	536.082	4.587.049
8516710000	Coffee/tea makers	8.771	147.499	55.425	856.936
8516720000	Toasters	11.657	431.415	64.053	1.478.015
8516791000	Kettles	1.331	166.339	7.169	431.836
8516799000	Other electro-thermic appliances	99.698	1.528.221	507.705	5.483.249
8516801000	Elect heating resistor for type-founding/type-setting mach; for indust. furnaces	1.828	34.290	25.101	328.362
8516802000	Sealed hotplates for domestic appliances	11	2.594	380	76.677
8516803000	Other electric heating resistors fordomeestic appliances	28.362	204.177	54.194	952.551
8516809000	Other electric heating resistors not fordomeestic appliances	36.762	531.203	147.922	3.585.313
8516902000	Parts of goods of sub 8516.33,816.50,8516.60, 8516.71/8516.79.10	253.821	3.402.612	399.538	5.836.365
8516903000	Parts of goods of sub 8516.10	70.296	617.212	140.280	1.310.749
8516909000	Other parts of goods of sub 8516	1.431.453	14.075.860	6.734.561	70.012.443
8517110000	Line telephone sets with cordlesshandsets	10.638	551.704	183.112	32.413.210
8517120000	Telephones for cellular networks/forother wireless networks	1.110.077	8.498.273	183.944.761	1.295.083.973
8517180000	Other telephone sets	179.105	1.638.384	4.625.521	50.834.566
8517610010	Set top boxes which have a communicationfunctions of base station	6.432	1.412.374	487.782	57.342.578
8517610020	Base station for radio-broadcasting	12	104	776	2.162
8517610090	Other base stations	219.536	1.955.036	14.906.375	131.697.378
8517621000	Radio transmitters/receivers for simult.interpretaion at multiligual conference	99	3.393	14.658	1.074.616
8517622100	Control & adaptor units, incl. gateways,bridges and routers	18.467	278.602	1.374.252	3.834.987
8517622900	Oth unit of automatic data process machother than those of heading 84.71	2.879	25.370	161.193	1.214.476
8517623000	Telephonic/telegraphic switching app	6.360	208.906	253.492	20.391.781
8517624100	Modems including cable modems and modemcards	61.705	644.585	3.282.859	60.187.336
8517624200	Concentrators/multiplexers	387.974	1.552.698	14.733.512	68.801.107
8517624910	Set top boxes which have a communi-funcof app for carrier-current line system	0	17.465	0	259.456
8517624990	Oth app for carrier-current line systemor for digital line systems	10	1.764	12.255	116.367
8517625100	Wireless lans	31	2.785	7.417	149.270
8517625200	Transmission/reception app for simultaneinterpretaion at multiligual conference	0	94	0	5.128
8517625300	Other transmission apparatus for radio-telephony/radio-telegraphy	249.767	3.315.849	39.831.870	544.549.312
8517625900	Transmission/reception app.for simultaneinterpretaion at multiligual conference	17.889	128.416	3.466.828	13.774.584

I.3. IMPOR MENURUT KOMODITI / IMPORT BY HS COMMODITY
***** OKTOBER / OCTOBER 2008 *****

H S	Uraian Komoditi Commodity Description	Berat Bersih / Net Weight (Kg)		Nilai / Value C.I.F (US\$)	
		Bulan ini	Kumulatif	Bulan ini	Kumulatif
		Current Month	Cum.Jan. to date	Current Month	Cum.Jan. to date
8517626100	Transmission apparatus for radio-telephony/radio-telegraphy	0	31.590	0	11.782.255
8517626910	Data compression tools	4	1.639	1.193	26.526
8517626990	Oth machines for reception, conversion & transmission of voice or image	0	371	0	21.083
8517629000	Oth mach for the reception, conversion &transmis/regenerate of voice,images,da	267.988	1.354.971	12.826.478	66.241.579
8517691000	Portable receiver for call, alert/page &paging alert devices, including pagers	0	749	0	13.652
8517692000	Oth app. for transmission/recept voicesfor radio-telephony/radio-telegraphy	886	11.290	78.466	537.398
8517699000	Oth app. for transmission/recept voices	21.664	572.433	3.040.527	58.663.889
8517701000	Parts of control and adaptor units incl.gateways, bridges, routers	3.909	139.737	306.742	11.176.267
8517702100	Parts of cellular telephones	68.891	1.067.577	2.487.774	9.236.162
8517702900	Oth parts of transmission app, oth thanradio-broadcasting/television trans app	122.744	730.776	6.061.486	35.346.324
8517703100	Other printed circuit boards, assembledfor line telephony/line telegraphy	11.631	80.831	3.670.876	7.560.898
8517703200	Other printed circuit boards, assembledfor radio-telephony/radio-telegraphy	1.003	293.606	93.076	6.622.721
8517703900	Other printed circuit boards, assembledfor other	152.999	4.052.770	6.290.082	219.547.537
8517704000	Antennae of a kind used with apparatusfor radio-telephony/radio-telegraphy	226.474	1.845.165	8.575.556	58.409.198
8517709100	Oth parts for line telephonyor line telegraphy	524	486.477	15.328	22.249.527
8517709200	Other parts for radio-telephonyor radio-telegraphy	0	380.363	0	5.680.512
8517709900	Other parts in subheading 85.17.70	803.445	9.363.479	74.629.603	805.605.048
8518101100	Microphones having a frequency rangeof 300 hz to 3.4 khz	7.998	87.941	66.879	493.127
8518101900	Oth microphones,whether/not withtheir stands	40.575	590.360	106.940	1.885.983
8518109000	Other microphones	123.547	1.752.482	950.363	10.125.989
8518210000	Single loudspeakers, mounted in theirenclosures	319.802	3.393.645	1.572.426	11.154.945
8518220000	Multiple loudspeaker,mounted inthe same enclosures	278.803	4.970.305	909.972	14.780.942
8518291000	Box assembly speakers	44.581	250.402	124.681	801.782
8518292000	Loudspeakers,without housing, havinga freq 300 hz to 3.4 khz	15.109	49.283	42.072	203.893
8518299000	Other loudspeakers	853.010	6.391.817	4.033.118	30.389.410
8518301000	Headphones	16.101	242.051	70.714	1.002.058
8518302000	Earphones	47.273	600.469	620.768	3.293.406
8518303100	Handsets for telephonic apparatus	5.274	27.668	19.447	119.239
8518303900	Other headphones and earphones,combined microphone/speaker sets	9.055	64.091	197.978	725.344
8518304000	Line telephone handsets	0	13.667	0	200.630
8518309000	Sets consisting of a microphone and oneor more loudspeakers	28.633	1.513.130	173.723	8.694.579
8518401000	Audio-frequency electric amplifiers,having 6/more inputs signal lines	7.394	36.237	16.808	285.504
8518402000	Audio-frequency electric amplifier usedas repeaters in line telephony	11	36	2.089	5.994
8518403000	Audio-frequency electric amplifier usedas repeater in telephony not line tlpny	0	3.555	0	103.426
8518409000	Other amplifier listrik audio-frekuensi	84.631	1.104.046	358.912	3.738.756
8518500000	Other electric sound amplifier sets	171.971	1.900.136	707.412	6.852.690
8518901000	Parts of subhead 8518.10.11,8518.29.208518.30.40, 8518.40.20,inc print circuit	422.883	5.586.658	2.094.235	28.712.056
8518902000	Parts of goods of subheadings 8518.40.10	3.275	242.789	95.543	2.508.700
8518909000	Parts of goods of subheadings 8518.50.108518.50.20	566.160	9.214.226	3.660.038	52.852.994
8519200000	App operated by coins, banknotes, bankcard, token/by other mean of payment	56	56.657	2.589	412.754
8519300000	Turntables (record-decks)	288	12.274	8.634	260.043
8519500000	Telephone answering machines	3.641	6.816	6.884	11.977
8519811000	Pocket size cassette recorders, thedimensions of which < 170 x 100 x 45 mm3	968	15.787	29.625	212.157
8519812000	Cassette recorders,with amplifiers/loud-speakers, operate with ext. source-power	218	74.340	44.242	708.264
8519813000	Compact disc players	13.481	326.391	32.096	1.236.570
8519815000	Dictating mach not capable of operatingwithout an external source of power	49	360	2.557	43.939
8519816000	Magnetic tape recorder incorp soundreproducing app, digital audio type	98.991	214.362	311.949	987.526
8519817000	Other sound reproducing app, cassettetype	14	79.456	105	176.621
8519819000	Other apparatus using magnetic, opticalor semi-conductor	32.415	335.544	377.983	2.183.697
8519891100	Cinematographic sound reproducers forfilm of a width of less than 16 mm	0	30	0	300
8519892000	Record-players with/without loudspeakers	14	30.095	231	124.047
8519899000	Other apparatus not using magnetic,optical/semiconductor	104.262	3.125.123	400.608	7.297.991
8521100000	Magnetic tape-type of video recording/reproducing apparatus with video tuner	621	117.936	7.272	3.884.188
8521901100	Laser disc player for used in cinemato-graphy, television/broadcasting	0	11.208	0	706.205
8521901900	Other laser disc players	8.989	91.382	111.568	1.403.184
8521909100	Oth video recording for used in cinematography, television/broadcasting	91.435	635.706	122.805	1.590.587
8521909900	Oth video recording/reproducing app,whether/not incorp. a video tuner.	170.121	4.797.301	2.303.466	57.714.894
8522100010	Pick-up cartridges for special used incinmagraphy, television/broadcasting	197	336.579	57.766	5.225.956
8522100090	Other pick-up cartridges	12.749	382.910	1.408.115	9.623.178
8522901000	PCB assemblies for TV, broadcastingcinematograph sound recorder/reproducer	1.098	715.440	68.586	14.883.613
8522902000	Printed circuit boards assemblies fortelephone answering machines	9.594	87.496	85.753	4.043.466
8522904000	Audio/video tapedecks and compact discmechanisms	1.254	74.645	55.527	1.900.717
8522905000	Audio/video reproduction heads, magnetictype, magnetic erasing heads and rod:	3.850	43.120	59.752	921.900
8522909100	Oth parts, accessories of cinematographysound recorders/reproducers	17.261	268.077	44.653	20.877.836
8522909200	Other parts of telephone answeringmachines	2.661	16.616	54.441	1.489.030
8522909300	Other parts and accessories for goods ofsubheading 8519.81/heading 85.21	110.196	1.059.446	3.738.281	48.916.881
8522909900	Other parts and accessories for goods ofsubheading 85.19 other than 85.19.81	2.306.683	14.888.881	86.503.521	859.803.205
8523211000	Cards incorporating a magnetic stripeunrecorded	8.920	70.343	102.127	1.010.579
8523212000	Cards incorporating a magnetic stripe recorded	744	23.940	22.560	165.782
8523291100	Magnetic tapes, of a width < 4mm forcomputer tapes, unrecorded	0	15.279	0	53.028
8523291200	Magnetic tapes, of a width < 4mm forvideo tapes, recorded	0	1.389	0	15.057
8523291910	Other magnetic tapes, of a width < 4mmunrecorded	12.461	115.530	41.709	366.211
8523291990	Other magnetic tapes, of a width < 4mmrecorded	0	2.478	0	47.510

I.3. IMPOR MENURUT KOMODITI / IMPORT BY HS COMMODITY
***** OKTOBER / OCTOBER 2008 *****

HS	Uraian Komoditi Commodity Description	Berat Bersih / Net Weight (Kg)		Nilai / Value C.I.F (US\$)	
		Bulan ini	Kumulatif	Bulan ini	Kumulatif
		Current Month	Cum.Jan. to date	Current Month	Cum.Jan. to date
8523292100	Magnetic tapes, of a width >= 4mm, and< 6.5 mm for computer tapes, unrecorde	12.141	93.975	46.664	265.407
8523292200	Magnetic tapes, of a width >= 4mm, and< 6.5 mm for computer tapes, recorded	7.900	65.090	15.914	153.252
8523292910	Other magnetic tapes, of a width >= 4mm, and < 6.5 mm, unrecorded	2.165	32.691	63.038	549.069
8523292990	Other magnetic tapes, of a width >= 4mm, and < 6.5 mm, recorded	0	221	0	5.851
8523293100	Magnetic tapes, of a width >=6.5 mm for computer tape, in pancake/jumbo, unrec	91	1.934	14.816	94.778
8523293200	Magnetic tapes, of a width >=6.5 mm for other computer tapes, unrecorded	0	8.509	0	35.648
8523293300	Magnetic tapes, of a width >=6.5 mm for other, in pancake/in jumbo form, unrecorde	0	45	0	4.923
8523293910	Oth magnetic tapes, of a width >=6.5 mm, unrecorded	95.044	739.231	390.150	3.068.398
8523293990	Oth magnetic tapes, of a width >=6.5 mm, recorded	0	659	0	11.237
8523294100	Magnetic discs for reproducing phenomena other than sound/image	7	319	822	5.559
8523294200	Magnetic discs for reproducing represent of instruction, data, sound, image	4.282	42.428	47.941	382.500
8523294300	Other magnetic discs, unrecorded	6	782	200	17.386
8523294400	Other magnetic discs, recorded	0	34.725	0	485.314
8523299100	Magnetic media for computer use, unrecorded	0	8.030	0	17.641
8523299200	Magnetic media for reproducing for reproducing phenomena not sound/image	0	648	0	15.256
8523299300	Magnetic media for reproducing represent of instruction, data, sound, image	500	509	627	3.488
8523299900	Other magnetic discs	25.628	254.516	200.968	1.977.177
8523401100	Discs for laser reading systems for computer use, unrecorded	157.013	1.176.854	3.740.567	38.549.412
8523401200	Discs for laser reading systems for reproducing phenomena not sound/image	12.999	236.655	129.195	6.293.386
8523401300	Discs for laser reading systems for reproducing sound only	0	4.458	0	8.525
8523401400	Discs for laser reading system for represent of instruct, data, sound, image	7.124	27.664	1.692.933	10.889.059
8523401900	Other discs for laser reading systems	316	11.143	72.021	173.353
8523409100	Optical media for computer use, unrecorded	6.326	17.903	53.685	690.494
8523409200	Optical media for reproducing phenomena not sound/image	328	1.924	4.755.159	8.783.311
8523409300	Optical media for laser reading systems of a kind for reproducing sound only	2	2	293	293
8523409400	Optical media for reproducing, represent of instruction, data, sound, image	664	15.824	855.294	14.908.160
8523409910	Other optical media, unrecorded	471	4.768	8.841	254.399
8523409990	Other optical media, recorded	17.987	70.330	638.023	3.670.304
8523511000	Solid-state non-volatile storage devices suitable for computer use, unrecorded	203	9.494	7.322	173.213
8523512000	Solid-state non-volatile storage devices for reproduce phenomena not sound/ima	0	19.698	0	829.440
8523513000	Solid-state non-volatile storage devices represent. of instruct, data, sound, images	5	4.061	3.932	301.623
8523519010	Solid-state non-volatile storage devices unrecorde	4.231	4.512	8.356	9.341
8523519090	Solid-state non-volatile storage devices recorded	10.689	14.040	23.348	214.292
8523520000	Smart cards	111.159	1.017.569	8.914.599	82.736.321
8523591000	Proximity cards and tags	201	17.896	2.697	228.391
8523592000	Other semiconductor media, suitable for computer use, unrecorded	672	6.881	11.075	238.065
8523593000	Other semiconductor media, suitable for reproducing, phenomena not sound/image	0	53	0	5.839
8523594000	Oth semiconductor media, suitable for repro, represent of instruct, data, sound, image	0	2.841	0	59.813
8523599010	Other semiconductor media, unrecorded	0	22	0	1.485
8523599090	Other semiconductor media, recorded	0	1.027	0	33.059
8523801000	Oth disc, tapes, solid-state non-volatile storage for computer use, unrecorded	537	10.059	330.705	5.995.269
8523802000	Oth disc, tapes, solid-state non-volatile storage for repro, pheno not sound/image	0	176	0	23.259
8523803000	Oth disc, tape, solid-state non-volatile for repro, represent of instruct, data, sound	29.489	73.418	108.817	324.553
8523804000	Gramophone records	0	916	0	67.682
8523809010	Oth discs, tapes, solid-state non-volatile storage unrecorded	0	5.015	0	5.939
8523809090	Oth discs, tapes, solid-state non-volatile storage recorded	270	7.698	3.436	232.051
8525500010	Transmission apparatus for radio-broadcasting	10.527	149.416	31.751	5.081.310
8525500020	Transmission apparatus for television	585	75.503	5.701	3.465.685
8525500090	Other transmission apparatus for other	259	64.077	12.989	1.479.143
8525600000	Transmission apparatus incorporating reception apparatus	3.184	20.190	524.628	2.717.374
8525801000	Web cameras	8.759	145.350	213.680	859.127
8525802011	Digital still image video cameras	7.206	121.319	124.848	2.543.577
8525802019	Other digital camera	19.895	247.491	704.260	6.161.413
8525802020	Video camera recorders	42.405	221.783	547.966	3.420.909
8525809000	Television camera	11.622	303.884	449.658	9.919.733
8526101000	Radar app, ground base, of a kind for incorp in civil aircraft/seagoing vessel	2.363	120.085	117.444	9.281.082
8526109000	Other radar apparatus	21.246	169.082	3.390.257	9.112.695
8526911000	Radio navigational aid app, for incorp in civil aircraft/seagoing vessel	533	39.668	46.799	987.187
8526919000	Other radio navigational aid apparatus	79.060	936.182	526.436	7.330.086
8526920000	Radio remote control apparatus	35.401	348.925	720.146	12.414.736
8527120000	Pocket-size radio cassette-players	43.977	421.278	97.586	679.456
8527131000	Oth app combined with sound, recording or reproducing apparatus, portable	16.763	286.635	60.433	1.190.770
8527139000	Oth app combined with sound, recording or reproducing apparatus, not portable	1.729	296.914	8.264	2.309.220
8527191100	Reception app capable of plan, manage, monitor electromagnet spectrum portabl	0	19.507	0	40.775
8527191900	Reception app capable of plan, manage, monitor electromagnet spect not portabl	1.346	35.212	2.066	212.642
8527199100	Oth radio-broadcast receiver can operate without extern source of power, portabl	0	13.233	0	23.160
8527199900	Oth radio-broadcast receiver can operate without ext source of power, not portabl	28	74.833	956	219.280
8527210000	Radio-broadcast receiver, use ext source power combined with sound record app	24.677	344.182	909.924	6.208.870
8527290000	Radio-broadcast receivers, not capable of operate without extern source of power	64.298	406.615	4.571.074	13.867.081
8527911000	Oth recept app for radio-broadcast, combi-ned with sound record app. portabl	293	46.535	30.559	140.840
8527919000	Oth recept app for radio-broadcast, combi-ned with sound record app. not portabl	54.014	895.564	488.153	5.810.507
8527921000	Oth recept app for radio-broadcast, not combined with sound record app. portabl	741	7.853	7.303	96.057
8527929000	Oth recept app for radio-broadcast, not combi with sound record app not portabl	5.893	141.117	263.059	2.389.513

I.3. IMPOR MENURUT KOMODITI / IMPORT BY HS COMMODITY
***** OKTOBER / OCTOBER 2008 *****

HS	Uraian Komoditi Commodity Description	Berat Bersih / Net Weight (Kg)		Nilai / Value C.I.F (US\$)	
		Bulan ini	Kumulatif	Bulan ini	Kumulatif
		Current Month	Cum.Jan. to date	Current Month	Cum.Jan. to date
8527991000	Other reception app for radio-broadcast,portable	0	236.587	0	321.376
8527999000	Other reception app for radio-broadcast,not portable	759	185.192	5.358	884.689
8528411000	Colors cathode-ray tube monitor forused in auto data proc. system, hd 84.71	498.335	9.025.013	806.748	11.165.736
8528412000	B/w of cathode-ray tube monitor forused in auto data proc. system, hd 84.71	6.952	109.000	12.788	289.100
8528491000	Oth color cathode-ray tube monitor usedin auto data process system head. 84.7	45.031	146.968	382.356	3.376.744
8528492000	Oth b/w/monch color cathode-ray tubemonitor in auto data proc system,hd 8471	2.244	38.900	329.488	1.782.033
8528511000	Projection type flat panel display unitfor auto data process system hd 84.71	76.476	301.810	2.647.853	8.672.174
8528512000	Oth color monitor use in an auto dataprocess system head. 84.71	133.877	7.021.186	2.513.461	243.815.310
8528513000	Other b/w/monochrome monitor used inautomatic data process system hd 84.71	10.989	175.733	55.208	1.159.280
8528591000	Oth colors monitors use in an auto data	7.432	468.071	432.660	4.218.558
8528592000	Other b/w/monochrome monitors	155	47.989	5.236	530.856
8528611000	Flat panel display types used in auto-data processing system head. 84.71	8.055	10.083	316.986	400.297
8528619000	Oth projector for used in an automaticdata process system head. 84.71	2.748	65.181	256.781	2.286.109
8528690000	Other projectors	11.133	216.665	26.384	597.144
8528711000	Recept app for TV, not design to incorpvideo display,with communication funct	448	58.188	5.900	860.326
8528719000	Other recept. app for TV, not design toincorporation a video display	2.125	126.132	108.326	1.908.923
8528721000	Other color receivers, battery operated	0	406	0	732
8528729000	Other color receivers, not batteryoperated	100.896	1.555.522	1.874.239	22.820.165
8528731000	Other b/w receivers, mains operated/battery operated	0	170	0	220
8528739000	Other b/w receiver, not battery operated	0	89.400	0	224.460
8529102000	Parabolic aerial reflector dishes fordirect broadcast,multi-media system&part	434.461	3.558.207	2.194.869	21.978.206
8529103000	Telescopic, rabbit & dipole antennae fortelevision/radio receivers	116.263	922.706	296.915	4.943.895
8529104000	Aerial filters and separators	12.731	405.023	81.194	1.986.384
8529106000	Feed horn (wave guide)	33.910	270.682	510.129	1.656.386
8529109200	Other aerial/reflector with transmittionapparatus for radio-broadcasting/tv	28.367	306.667	215.511	3.746.087
8529109900	Aerials&reflect.s of all kinds not forradio-telephony/radio-telegraphy	179.637	4.658.354	28.404.863	294.403.202
8529902000	Parts of decoders suitable for use withthe app of headings 85.25 to 85.28.	67.094	480.148	572.518	5.871.436
8529904000	Parts of digital cameras/video camerarecorders with app of hd 85.25 to 85.28	23.378	192.805	3.482.428	19.575.893
8529905100	Other PCB, assembled for goods ofsubheading 8525.50/8525.60	5.007	63.864	17.023	1.579.978
8529905200	Other PCB, assembled for goods of subhd8527.(13;19;21,29, 91 atau.99)	70.041	1.182.523	227.240	5.140.152
8529905300	Other PCB, assembled for flat paneldisplay of heading 85.28	113.293	818.628	1.954.008	16.131.512
8529905400	Other PCB, assembled for TV receiversof heading 85.28	116.602	979.516	477.023	3.625.577
8529905500	Other PCB, assembled for goods ofheading 85.28	2.372	19.125	78.443	475.281
8529905900	Other PCB	212.592	2.108.357	3.696.571	42.340.027
8529909100	Parts of TV receivers suitable forwith the apparatus of hd 85.25 to 85.28	2.285.898	24.884.903	24.174.110	178.097.627
8529909400	Parts of flat panel display for usewith the apparatus of hd 85.25 to 85.28	5.640	44.784	222.617	1.172.786
8529909900	Other parts suitable for usewith the apparatus of hd 85.25 to 85.28	769.101	6.546.258	18.577.285	198.400.394
8530100000	Elect. signall, safety/traffic controlequip for railways/tramways	2.162	87.495	409.829	1.694.766
8530800000	Elect. signall, safety/traffic controlequip for road,inland waterway,park fasc	3.145	90.439	121.412	5.015.060
8530900000	Part of electrical signall, safety/traffic control equipment	81.763	279.659	325.238	2.892.039
8531101000	Burglar alarms	11.629	74.083	78.605	748.561
8531102000	Fire alarms	11.193	350.782	267.991	2.617.415
8531103000	Smoke alarms	3.477	25.379	39.235	272.441
8531109000	Other alarms and similar apparatus	151.695	673.513	1.818.888	10.586.069
8531200000	Indicator panel incorp liquid crystaldevices (lcd)/light emitting diode (led)	176.902	1.352.755	8.587.068	69.617.459
8531801100	Door bells, buzzers and dings	19.542	82.212	549.186	890.793
8531801900	Other electric bells	7.708	213.747	452.709	7.199.493
8531802000	Flat panel displays(including electroluminescence, plasma and other technolog	38.917	2.408.458	1.304.040	79.759.328
8531809010	Telegraphic apparatus for ships engineers	479	68.542	3.741	1.388.151
8531809090	Other electric sound/visual signallingapparatus	9.541	162.749	204.560	2.787.997
8531901000	Parts incl. printed circuit assembliesof subheading 8531.20/8531.80.20	305	14.019	27.441	650.733
8531902000	Parts of door bells/other door soundsignaling apparatus	101	15.574	6.250	535.361
8531909000	Other parts of electric sound/visualsignaling apparatus	119.765	228.321	264.349	2.893.400
8532100000	Fixed capacitor design for use in 50/60hz circuit, reactive power >0.5 kvar	151.219	2.140.401	4.189.986	35.153.650
8532210000	Tantalum fixed capacitors	15.511	221.522	384.582	10.515.231
8532220000	Aluminium electrolytic fixed capacitors	308.044	2.632.291	5.430.216	42.270.793
8532230000	Ceramic dielectric,single layer of fixedcapasitor	31.901	419.186	667.710	9.838.616
8532240000	Ceramic dielectric, multilayer	77.975	712.149	4.248.787	20.404.154
8532250000	Dielectric of paper/plastics of fixedcapasitor	63.378	389.574	1.820.038	7.229.529
8532290000	Other fixed capacitors	105.799	1.740.642	3.246.742	36.685.459
8532300000	Variable/adjustable(pre-set)capacitors	59.193	984.177	1.458.566	27.149.515
8532900000	Parts of other fixed capasitors	383.728	4.792.743	9.142.560	102.350.294
8533101000	Fixed carbon resistors, composition/filmtypes surface maunted	35.560	1.802.511	1.147.053	20.379.262
8533109000	Fixed carbon resistors, composition/filmtypes not surface maunted	23.898	340.390	980.007	11.193.906
8533210000	Oth fixed resistors for a power handlingcapacity <= 20w	35.355	232.053	1.281.694	8.263.331
8533290000	Oth fixed resistors for a power handlingcapacity > 20w	86.072	1.228.925	4.133.853	61.582.587
8533310000	Wirewound variable resistors, rheostats,for a power handling capacity <= 20w	10.980	50.558	96.204	695.394
8533390000	Wirewound variable resistors, rheostats,for a power handling capacity > 20w	6.431	109.804	254.443	1.061.849
8533400000	Other variable resistors, includingrheostats and potentiometers	27.179	259.108	332.016	3.338.841
8533900000	Parts of lectrical resistors	76.176	1.134.932	3.970.035	24.617.364
8534001000	Printed circuits, single-sided	47.922	729.284	2.254.200	14.722.880
8534002000	Printed circuits, double-sided	8.985	202.969	45.088	5.609.792
8534003000	Printed circuits, multi-layer	61.456	764.522	2.428.002	30.077.521

I.3. IMPOR MENURUT KOMODITI / IMPORT BY HS COMMODITY
***** OKTOBER / OCTOBER 2008 *****

H S	Uraian Komoditi Commodity Description	Berat Bersih / Net Weight (Kg)		Nilai / Value C.I.F (US\$)	
		Bulan ini Current Month	Kumulatif Cum.Jan. to date	Bulan ini Current Month	Kumulatif Cum.Jan. to date
8534009000	Oth printed circuits	404.407	4.705.835	14.784.383	125.151.983
8535100000	Fuses for voltage >1000volts	3.041	207.263	69.966	2.956.016
8535211000	Automatic circuit breakers for a volt< 72.5 kv, moulded case type	0	38.694	0	838.026
8535219000	Automatic circuit breakers for a volt< 72.5 kv, other than moulded case type	99.765	914.618	2.772.521	21.731.903
8535290000	Automatic circuit breakers for a volt>= 72.5 kv, moulded case type	44.075	313.997	782.304	3.597.359
8535301000	Isolating switches, make-&-break switchsuitable for a volt > 1 kv & < 40 kv	3.078	211.373	76.235	6.022.686
8535302000	Isolating switches, make-&-break switchfor voltage = 66 kv	3.600	37.788	34.449	377.258
8535309000	Isolating switches, make-&-break switchfor voltage >= 40 kv and < 66 kv	92.720	841.124	1.942.748	17.244.325
8535400000	Lightning arresters, voltage limitersand surge suppressors	17.477	551.875	329.329	5.125.250
8535901000	Bushing and tap changer assemblies forelectricity distrib/power transformers	32.665	865.398	1.231.550	12.871.253
8535909000	Oth elect app. for switch/protec. electcircuits,for make connect elect circuits	249.440	2.474.871	2.675.698	31.529.520
8536101000	Thermal fuses; glass type fuses forvoltage <= 1000volts	63.310	830.314	386.409	7.420.289
8536109000	Other fuses for voltage <= 1000 volts	138.588	1.177.250	733.428	7.574.250
8536201000	Automatic circuit breakers mouldedcase type for voltage <=1000volts	12.194	127.270	279.062	2.007.345
8536202000	Auto-circuit breaker for incorp intoelec-thermic for voltage <=1000volts	145	6.695	520	59.601
8536209000	Other automatic circuit breakersfor voltage <=1000volts	50.834	1.003.290	555.105	10.409.272
8536300000	Oth apparatus for protecting electricalcircuits	239.522	1.905.474	2.181.268	17.184.445
8536410000	Relay for a voltage <= 60 voltcircuits	94.855	865.325	1.753.210	16.474.658
8536490000	Relay for a voltage > 60 volts and<= 1000 volts	91.718	1.029.341	1.312.087	15.915.939
8536502000	Over current, residual current automaticswitches for voltage <= 1000 volts	18.934	577.236	336.353	4.957.905
8536503100	High inrush switch, commutator for stoveranges, microphone switch, domestic us	47.155	208.358	62.606	577.729
8536503900	High inrush switch, commutator for stoverange,microphone switch,not domestic i	89.158	1.127.627	2.164.769	10.171.559
8536504000	Miniature switches for rice cooker/oventoasters	0	5.670	0	40.665
8536505000	Electronic ACswitch consist of opticalcouple input,output circuits,elect switc	9.959	151.386	343.641	5.478.415
8536506100	Make, break switches for domestic usewith rated current carry cap < 16 amps	7.395	21.139	12.397	108.529
8536506900	Make, break switch not for domestic usewith rated current carry cap < 16 amps	13.930	85.038	97.926	1.464.580
8536509100	Starters for elect motor,fuses,switch,fuse, suitable for use in electric fans	25.505	547.611	418.917	11.163.435
8536509910	Smoke switches	3.635	38.206	63.255	601.275
8536509990	Oth electronic ACswitches for voltage< 1000 v & acurrent <= 11 amps	398.598	4.026.157	6.108.436	56.720.167
8536611000	Lamp-holders of a kind for compact lampor halogen lamps	5.020	171.453	68.109	468.013
8536619000	Lamp-holders oth than compact lamps/halogen lamps	159.043	1.600.481	286.136	2.834.704
8536691100	Telephone plugs for domestic use, ratecurrent carrying capacity < 16 amps	9.475	294.739	13.445	4.569.889
8536691900	Telephone plugs not for domestic use,rate current carrying capacity < 16 amps	4.040	143.936	41.124	769.067
8536692100	Av sockets,cathode ray tube sockets fortv,radio receiv, cap<16amp,domestic us	397	11.995	482	18.511
8536692900	Av sockets,cathode ray tube sockets fortv,radio recv,cap<16amp,not domestic u	7.573	452.601	44.487	4.209.037
8536693100	Sockets,plug for co-axial cable,printedcircts, domest use, radio equip,<16amps	1.243	9.684	23.128	191.919
8536693900	Sockets,plug for co-axial cable,printedcircts,not domest use,radio equip,<16amp	15.957	161.679	227.065	1.339.865
8536699100	Other plug and sockets, domestic use,radio equip., acapacity < 16 amps	1.774	11.555	88.109	341.653
8536699900	Other plug & sockets, not domestic use,radio equip., acapacity < 16 amps	90.551	1.204.661	1.055.793	10.805.345
8536700000	Connectors for optical fibres, opticalfibres bundles/cables	34.120	216.739	2.041.246	7.027.781
8536901100	Connection, contact elements for wiresand cables; wafer probers	20.925	642.140	414.317	19.262.439
8536901900	Other connection, contact elements forwires and cables; wafer probers	62.684	1.852.406	1.847.843	36.484.159
8536902100	Junction boxes for domestic use,cap. <16 amps, for use elect fan/radio	1.753	73.480	23.467	1.080.051
8536902900	Junction boxes not for domestic use,cap. <16 amps, for use elect fan/radio	188.062	2.864.382	4.079.137	37.300.811
8536903100	Cable connectors consist of a jack plug,domestic use,<16amp, for elect fan/radic	21.737	352.419	255.937	3.985.149
8536903900	Cable connectors consist of a jack plug,not domestic,<16amp, for elect fan/radio	418.802	4.474.512	7.684.089	74.644.414
8536909100	Oth cable connect consist of jack plug,cap. <16 amps, for use elect fan/radio	98.859	1.600.890	2.988.130	39.490.008
8536909910	Connector & socket cable for ic,printedcircuit	134.729	1.886.074	2.219.531	21.057.110
8536909990	Other connector and socket cable	475.263	5.076.575	6.165.188	70.497.284
8537101000	Switchboards&control panels for voltage<= 1000 volt	39.252	894.921	1.100.264	17.748.507
8537102000	Distribution boards for use with goods of hd.84.71,85.17,85.25 < 1000 volt	20.642	254.519	146.887	3.976.210
8537103000	Programmable logic controllers for auto-mach for trans. for voltage <=1000volt	4.716	79.568	91.214	847.891
8537109000	Oth board for elect control for voltage<= 1000volt	170.682	2.122.642	3.666.705	45.709.617
8537201100	Switchboards incorp. elect instrum forbreak, connect/protect elect circt>66 kv	130.327	1.789.369	647.082	14.199.375
8537201900	Switchboards incorp. elect instrum forbreak,connect/protac e-circt<1000v&>66kv	131.611	908.574	738.805	10.401.102
8537202100	Control panel incorp. elect instrum forbreak,connect/protect e-circuit > 66 kv	23.371	277.382	109.040	4.311.334
8537202900	Other control panels for a voltage>1,000 volts	76.047	960.981	417.268	9.261.287
8537209000	Oth board for electric control fora voltage > 1000 volt	448.976	4.218.621	5.949.379	42.460.160
8538101100	Parts of programmable logic controllersfor auto mach for trans. for <=1000v	32.113	139.469	120.312	2.679.586
8538101200	Board,panel,console,desk,cabinets ofuse in radio equipment, voltage <= 1000v	802	2.734	2.695	54.007
8538101900	Oth board,panel,console,desk,cabinets ofused in radio equipment, voltage<=1000	218.655	966.343	672.088	13.513.600
8538102100	Parts of programmable logic control forauto-mach for trans. for voltage >1000 v	4.684	54.659	378.097	4.268.500
8538102200	Board,panel,console,desk,cabinets ofa used in radio equip, voltage>1000 v	0	323	0	3.630
8538102900	Board,panel,console,desk,cabinets ofused in radio equip, voltage>1000 v	135.160	1.050.409	1.998.854	19.265.126
8538901100	Oth board,panel,console,desk,cabinetsconnect for wires, wafer prober<=1000 v	57.974	814.405	1.213.726	11.985.767
8538901200	Parts of goods of subhd 8536.50.50,8536.69.30,8536.90.10 for voltage<=1000v	10.707	165.664	207.445	2.451.052
8538901300	Parts of goods of subheading8537.10.20 for voltage <=1000 volt	13	233	1.604	47.715
8538901900	Other parts of boards,panels consoles,for voltage <=1000 volt	42.711	673.203	473.666	7.980.229
8538902100	Parts/printed circuit ass. of telephoneplug connec for wires, wafer prober>1000v	2.869	59.223	86.022	551.171
8538902900	Other parts of boards,panels consoles,for voltage > 1000 volt	669.142	5.797.204	16.119.444	161.413.772
8539101000	Sealed beam lamp units for motorvehicles of chapter 87	38.206	695.949	221.510	3.558.983
8539109000	Other sealed beam lamp units	14.063	251.297	109.510	3.122.953
8539212000	Tungsten halogen for used in medicalequipment	1	1.891	1.344	11.226

I.3. IMPOR MENURUT KOMODITI / IMPORT BY HS COMMODITY
***** OKTOBER / OCTOBER 2008 *****

H S	Uraian Komoditi Commodity Description	Berat Bersih / Net Weight (Kg)		Nilai / Value C.I.F (US\$)	
		Bulan ini	Kumulatif	Bulan ini	Kumulatif
		Current Month	Cum.Jan. to date	Current Month	Cum.Jan. to date
8539213000	Tungsten halogen for used for vehicles	34.254	620.787	367.959	4.812.913
8539214000	Other reflector lamp bulbs of tungstenhalogen	1.873	71.994	21.354	406.089
8539219000	Oth tungsten halogen	92.215	546.231	532.651	3.766.891
8539222000	Other filament lamps, infra red, power<200 & voltage>100v in medical equip	3	271	104	1.740
8539223000	Other reflector lamp bulbs of a power<=200w & for voltage > 100 volt	941	19.387	14.964	133.543
8539229000	Other filament lamps, infra red, power<=200 w& voltage>100v	9.877	463.846	34.212	1.421.254
8539291000	Other filament lamps, excluding uvor infra-red lamps, in medical equipment	354	121.519	4.838	584.979
8539292000	Other filament lamps, excluding uvor infra-red lamps, for motor vehicles	72.943	921.178	1.433.705	14.556.475
8539293000	Other reflector lamp bulbs	17.661	114.860	174.014	960.262
8539294000	Flashlight bulbs; miniature indicatorbulbs, rated up to 2.25 v	8.340	26.059	48.506	147.961
8539295000	Other filament lamps, capacity > 200w &<=300w, voltage>100volts	1.617	18.913	20.745	215.131
8539296000	Other filament lamps, capacity < 200w &<=300w, voltage <= 100volts	1.063	41.178	13.161	264.303
8539299000	Other filament lamps, excl ultra-violetor infra-red lamps	58.835	1.621.986	382.636	6.624.260
8539311000	Tubes for compact fluorescent lamps	11.185	325.856	196.871	4.915.859
8539319010	Tube lamps	66.270	1.253.745	245.839	3.924.481
8539319020	Compact fluorescent lamps	4.181	109.523	66.283	1.231.846
8539319090	Other fluorescent, hot cathode	976.263	12.033.731	6.258.882	67.512.365
8539320000	Mercury/sodium vapour lamps; metalhalide lamps	30.722	372.249	374.650	5.223.310
8539391000	Tubes for compact fluorescent lamps,cold cathode types	50.180	714.730	85.263	1.099.459
8539392000	Discharge lamps for decorative andpublicity purposes	8.458	32.889	5.435	117.677
8539393000	Other fluorescent cold cathode types	833	11.072	6.580	244.602
8539394000	Electric lamps for mtr vehicle/cycles	9.090	156.996	50.120	784.559
8539399000	Discharge lamps, other than uv lamps	124.794	907.147	392.341	3.530.262
8539410000	Arc lamps	4.369	21.478	49.801	108.176
8539490000	Ultra-violet/infra-red lamps	19.743	174.382	153.265	1.763.647
8539901000	Part of alumi end caps for fluorescentlamps alum. screw caps for incand lamps	206.501	3.216.719	731.606	13.284.009
8539902000	Oth parts,for lamps of vehicles of allkinds	2.932	70.656	37.024	264.298
8539909000	Oth part of elect filament/dischargelamps including sealed beam lamp unit	227.928	3.162.378	3.469.477	34.822.458
8540110000	Color cathode-ray television picturetube incl video monitor cathode-ray tube	3.448.662	61.989.191	6.593.226	119.523.705
8540120000	B/w cathode-ray TV picture tubes,incl video monitor cathode-ray tubes	74.366	404.412	46.836	719.141
8540200000	Tv camera tubes; image converters andintensifiers; other photo-cathode tubes	98	145.609	1.748	1.000.260
8540401000	Data/graphic display tubes color foruse with articles of heading 85.25	53	23.096	3.410	169.870
8540409000	Data/graphic display tube color not foruse with articles of heading 85.25	65	13.645	533	392.039
8540500000	Data/graphic display tubes, black andwhite/other monochrome	4.495	67.911	38.054	616.728
8540600000	Other cathode-ray tubes	0	124.732	0	1.044.396
8540710000	Magnetrons of microwave tubes	33.136	66.504	328.317	741.729
8540720000	Klystrons of microwave tubes	12	71	173	539
8540790000	Travelling wave tube, carcinotrons exclgrid-controlled tubes of microwave tubes	9	21.466	105	259.658
8540810000	Receiver/amplifier valves and tubes	0	2.847	0	58.755
8540890000	Other valves and tubes	189	55.825	9.356	1.399.744
8540910000	Parts of cathode-ray tubes	20.217	4.932.379	274.790	24.644.771
8540991000	Parts of microwave tubes	0	237.072	0	6.988.167
8540999000	Other parts of thermionic, cold cathodeor photo cathode valves and tubes	18.634	129.446	171.335	2.167.527
8541100000	Diodes, other than photosensitive/lightemitting diodes	114.572	2.345.275	5.634.700	59.303.302
8541210000	Transistor with a dissipation rateof < 1 w	16.953	249.516	1.013.026	9.320.967
8541290000	Transistor with a dissipation rateof >= 1 w	75.516	2.221.107	4.265.276	46.071.743
8541300000	Thyristors,diacs and triacs, other thanphotosesintive devices	4.848	183.479	1.318.114	13.389.731
8541401000	Light emitting diodes	22.579	502.194	1.291.273	19.115.746
8541402000	Photocells, including photodiodes/photo-transistors	45.234	253.339	1.850.145	7.091.186
8541409000	Oth photosensitive semiconductor device,including photovoltaic cells	28.554	496.609	9.465.598	121.340.528
8541500000	Other semiconductor devices	96.176	861.655	3.726.297	24.834.230
8541600000	Mounted piezo-electric crystals	27.708	258.466	1.965.547	12.695.221
8541900000	Parts of diodes,transistors & similarsemiconductor devices	47.537	325.050	1.138.373	9.922.638
8542310000	Processors,controller, converter, logiccircuit, amplifier, clock timing circuit	114.761	3.258.987	14.315.781	205.683.455
8542320000	Memories of elect integrated circuits	4.333	52.387	808.789	7.943.018
8542330000	Amplifiers of elect integrated circuits	39.188	508.259	155.742	3.662.771
8542390000	Other electronic integrated circuits	139.469	2.920.648	36.086.991	497.252.520
8542900000	Parts of electronic integrated circuits	340.520	4.339.050	59.135.417	524.056.859
8543100000	Particle accelerators	3.743	271.852	87.916	9.528.451
8543200000	Signal generators	14.195	32.062	172.289	1.016.297
8543302000	Wet processing equip. for the applic.by immersion of chemical/elec.chemical	0	15.867	0	189.813
8543309000	Oth machines & app for electroplating,electrolysis/electrophoresis	20.856	704.597	352.581	25.150.324
8543701000	Electric fence energisers	597	21.350	165.781	772.821
8543702000	Remote control apparatus, other thanradio remote control apparatus	159.325	891.286	951.467	5.821.585
8543703000	Electrical machines with translationor dictionary functions	3.166	168.322	270.113	8.313.358
8543704000	Equip for the removal of dust particlesor elimination of electrostatic charge	52.042	60.274	150.951	295.031
8543705000	Integrated receiver/decoder ird fordirect broadcast multimedia systems	83.712	2.410.516	546.200	14.763.341
8543709010	Electrical mine detonators	582	6.381	48.862	452.308
8543709090	Other electrical detonators	272.985	2.009.264	1.060.164	7.865.895
8543901000	Parts of goods of subheading 8543.10/8543.20	3.366	21.337	161.189	604.894
8543902000	Parts of goods of subheading 8543.30.20	2.587	27.621	5.685	100.775
8543903000	Parts of goods of subheading 8543.70.30	67.035	200.743	612.745	1.675.115
8543904000	Parts of goods of subheading 8543.70.40	1.713	5.518	15.126	77.368

I.3. IMPOR MENURUT KOMODITI / IMPORT BY HS COMMODITY
***** OKTOBER / OCTOBER 2008 *****

HS	Uraian Komoditi Commodity Description	Berat Bersih / Net Weight (Kg)		Nilai / Value C.I.F (US\$)	
		Bulan ini	Kumulatif	Bulan ini	Kumulatif
		Current Month	Cum.Jan. to date	Current Month	Cum.Jan. to date
8543905000	Parts of goods of subheading 8543.70.50	15.960	177.083	81.653	1.089.658
8543909000	Other parts of goods of heading 8543	60.045	493.351	2.435.625	11.417.702
8544110010	Winding wire of copper, laquered/enamelled	255.462	4.402.138	2.958.039	41.880.881
8544110020	Winding wire of copper, cover with papertextile material/PVC	206.965	2.503.816	1.613.749	21.702.361
8544110030	Winding wire of copper, laquer/enamelled& cover with paper, textile material/PVC	152.477	2.195.935	934.384	12.695.480
8544110040	Winding wire of copper, rect cross-sect.and without connectors	76.853	666.490	756.970	6.478.050
8544110090	Other winding wire of copper	662.950	3.563.575	12.459.552	33.479.821
8544191000	Winding wire not of copper, laquered/enamelled	46	51.928	520	510.331
8544192000	Winding wire not of copperof manganese resistance wire	3.596	87.272	76.611	928.588
8544199000	Other winding wire not of copper	241.744	5.455.339	1.999.531	41.158.160
8544201000	Insulated cables fitted with connectors,for a voltage <=66.000volts	298.925	4.329.329	1.513.541	22.386.496
8544202000	Insulated cable not fitted withconnector for a voltage <=66.000volts	889.612	10.780.220	6.027.292	55.132.695
8544203000	Insulated cables fitted with connectorsfor a voltage >66.000volts	67.028	142.796	594.908	1.202.957
8544204000	Insulated cables not fitted withconnectors for a voltage >66.000volts	123.830	621.481	882.640	2.324.768
8544301000	Wiring harnesses for motor vehicles	176.191	1.893.150	2.248.387	21.334.557
8544309000	Oth ignition wiring sets,oth wiring setfor used in vehicles, aircraft/ships	437.391	4.987.022	3.525.896	43.213.925
8544421100	Telephone, telegraph, radio relay cables submarine, for communication, <= 80 v	81.029	233.175	1.223.445	2.966.689
8544421900	Other fitted with connectors for telecom-munication, voltage <= 80 v	61.720	973.402	1.004.954	9.422.833
8544422000	Fitted with connectors for telecom-munication voltage > 80 v & <= 1000 v	43.570	536.031	298.025	4.487.436
8544423000	Battery cables for voltage <= 1000 v	5.061	105.829	67.759	894.708
8544429000	Oth fitted with connector, for voltage<= 1000 volts	677.592	6.143.267	5.193.830	39.933.339
8544491100	Telephone,telegraph,radio relay cables submarine, not for communication, <=80 v	233	86.300	4.001	1.244.870
8544491900	Other fitted with connectors not for telmunication, voltage <= 80 v	133.762	1.798.216	1.650.979	18.592.672
8544492100	Shielded wire for mnfact.of auto-wiringharnesses, not for communication, <=80 v	46.723	339.331	367.656	2.383.371
8544492900	Oth fitted with connectors, <= 80 v,not for used for telecommunications	103.673	2.963.871	1.440.884	27.602.492
8544493100	Telephone,telegraph,radio relay cables submarine, for communic., >80v & <=1000	0	47.074	0	371.014
8544493900	Oth fitted with connectors for telecommunication, voltage > 80 v and < 1000 v	134.907	1.927.380	743.089	7.178.646
8544494000	Other fitted with connectors, > 80 v & <= 1000 v of a kind not used for telecom	205.750	1.392.627	1.902.835	17.570.982
8544601000	Other electric conductors, volt > 1 kvand <= 36 kv	281.140	1.236.115	1.478.314	7.677.790
8544602100	Plastic insulated elec.cable havingcross sec<=400mm for 36kv<volt<=66kv	4.283	52.822	107.573	322.126
8544602900	Plastic insulated elec.cable havingcross sec>400mm for 36kv<volt<=66kv	94.402	1.922.942	855.372	12.813.514
8544603000	Other electric conductors, for a voltage> 66 kv	253.029	2.781.311	2.087.129	75.500.627
8544701000	Optical fibre cables teleph,telegraph,radio relay cables,submarine	307.003	2.096.293	2.552.396	15.353.094
8544709000	Other optical fibre cables	420.857	2.178.017	4.431.907	22.785.481
8545110000	Electroda of a kind used for furnaces	1.071.702	10.810.235	4.373.632	37.413.286
8545190000	Electroda of a kind used not for furnace	71.359	919.778	181.069	3.893.840
8545200000	Carbon brushes for electrical purpose	77.647	473.607	786.018	5.748.357
8545900010	Battery carbons	298.695	2.710.389	867.083	7.143.255
8545900090	Lamp carbon, oth articles of graphite/oth carbon, with/without metal	169.176	692.423	665.629	2.697.892
8546100000	Electrical insulators of any material ofglass	213.750	2.025.116	431.048	5.391.690
8546200010	Ceramic bushing for tranformator	13.926	487.272	156.759	4.005.692
8546200090	Oth elect insulators of any material ofceramics	618.917	4.013.255	1.414.243	6.189.457
8546900000	Oth elect insulators not of glass andof ceramics	112.441	2.623.108	995.957	15.095.800
8547100000	Insulating fitting of ceramics	16.096	204.053	325.795	2.627.371
8547200000	Insulating fitting of plastics	161.556	2.719.328	3.196.320	29.872.609
8547901000	Elect conduit, joints therefor, of basemetal lined with insulating materials	44.834	599.367	454.099	3.597.536
8547909000	Oth insulating fittings for elect mach,appliances/equipment, being fittings	64.850	1.430.445	599.904	8.142.015
8548101100	Lead acid scrap of primary cells/battery/elect accumulators used in aircraft	0	74.258	0	195.502
8548101900	Other lead acid scrap storage batteries, drain/undrained	0	90.258	0	369.916
8548103100	Waste,scrap copper of prim.cell/battery, elect accumulators of used in aircraft	0	139	0	4.485
8548103900	Other waste, scrap containing mainlycopper	0	765.960	0	436.450
8548109000	Other waste, scrap of primary cells,primary	19	173.184	1.833	438.403
8548901000	Image sensors contact type copmrisinga photo-conductive sensor element	9.379	48.014	279.245	2.067.844
8548902000	Printed circuit assemblies incl suchassemblies for external connections	26.609	239.227	1.289.492	3.800.125
8548909000	Other electrical parts of mach and app, nes	55.391	274.243	1.035.607	8.341.713
8601100000	Rail locomotives powered from anexternal source of electricity	0	1.741.308	0	23.747.727
8601200000	Rail locomotives powered by electricaccumulators	0	1.429	0	19.222
8602100000	Diesel-electric locomotives	1.044	143.126	13.492	3.373.402
8602900000	Locomotive tenders	14	9.837	1.322	37.066
8603100000	Self-propelled railway, tramway coach, vantruck powered from ext. source of elect	0	35.292	0	558.660
8603900000	Self-propelled railway, tramway coach, vantruck not power from ext source of elec	590	2.451	3.136	125.666
8604000000	Railway/tramway maintenance/servicevehicles, whether/not self-propelled	951	136.609	13.998	754.771
8605000000	Railway/tramway passenger coach, not selfpropelled, luggage van, post office coa	0	24.163	0	28.604
8606100000	Tank wagons and the like	140	84.874	3.918	89.634
8606300000	Self-discharging vans, wagons, oth thanthose of subheading 8606.10	0	129	0	1.484
8606910000	Railway/tramway goods vans & wagonnot self-propelled covered and closed	26	18.801	533	127.861
8606920000	Railway/tramway goods vans&wagon notself prope open, removable height<=60c	0	207	0	21.505
8606990000	Railway/tramway goods vans&wagon notself prope open, removable height > 60c	58	37.704	337	489.312
8607110000	Driving bogies and bissel-bogies	20.082	40.111	102.936	631.918
8607120000	Other bogies and bissel-bogies	12	655.412	3.740	3.291.378
8607190000	Oth, including parts axles & wheels	299.182	2.831.722	3.676.468	19.136.551
8607210000	Air brakes and parts thereof	5.034	75.468	96.920	3.468.689
8607290000	Brakes and parts thereof other than airbrakes	8.196	111.256	86.563	1.288.654

I.3. IMPOR MENURUT KOMODITI / IMPORT BY HS COMMODITY
***** OKTOBER / OCTOBER 2008 *****

H S	Uraian Komoditi Commodity Description	Berat Bersih / Net Weight (Kg)		Nilai / Value C.I.F (US\$)	
		Bulan ini	Kumulatif	Bulan ini	Kumulatif
		Current Month	Cum.Jan. to date	Current Month	Cum.Jan. to date
8607300000	Hooks & oth coupling devices, buffers,and parts thereof	358	7.767	3.174	71.853
8607910000	Other parts of locomotives	2.382	69.275	30.463	1.434.639
8607990000	Other part of trolling stone	15.045	173.265	111.375	3.710.733
8608002000	Electromechanic equip of railway/tramwaytrack fixtures,fitting, mechanic signal	2.882	7.028	128.357	358.365
8608009000	Non-electromech equip of railway/tramwaytrack fixtures,fitting, mechanic signal	119	96.477	938	2.087.856
8609001000	Containers of metal design & equip forcarriage by one/more modes of transport	28.754	532.322	163.181	3.673.620
8609002000	Containers of wood design & equip forcarriage by one/more modes of transport	0	29	0	934
8609009000	Other containers design & equip forcarriage by one/more modes of transport	105.580	621.553	412.914	2.648.561
8701101100	Pedestrian controlled tractors, power<=22.5 kw for agricultural use	4.619	136.855	10.213	418.452
8701101900	Pedestrian controlled tractors, power<=22.5 kw oth than for agricultural use	33	53.370	4.481	54.222
8701102100	Pedestrian controlled tractors, power> 22.5 kw for agricultural use	0	187.287	0	631.030
8701102900	Pedestrian controlled tractors, power> 22.5 kw oth than for agricultural use	0	51.564	0	108.000
8701201000	Road tractors for semi-trailers, ckd	0	3.385	0	20.948
8701209000	Road tractors for semi-trailers, not ckd	133.443	1.765.605	1.418.693	15.675.138
8701301000	Track-laying tractors of a cylinder cap<= 1100 cc	0	166	0	10.509
8701302000	Track-laying tractors of a cylinder cap> 1100 cc	0	91.145	0	757.388
8701901100	Agriculture tractors of a cylinder cap<= 1100 cc	27.944	753.018	74.533	3.858.818
8701901900	Agriculture tractors of a cylinder cap<= 1100 cc	586.946	4.223.925	3.646.961	23.742.385
8701909100	Other tractors of a cylinder capacity<= 1100 cc	0	33.412	0	178.916
8701909900	Other tractors of a cylinder capacity> 1100 cc	260.374	869.459	1.558.365	5.502.937
8702101100	Motor vehicles for the transport >=10 p,a gross vehicle weight < 6 t, ckd,diesel	0	19.122	0	179.589
8702101200	Motor vehicles for the transport >=10 p,vehicle weight >=6t & < 18 t, ckd,diesel	77.016	77.016	554.360	554.360
8702101400	Motor vehicles for the transport >=10 p,vehicle weight >= 24 t, ckd, diesel	0	29.272	0	824.470
8702102100	Motor vehicles for the transport >=10 p,vehicle weight < 6 t, not ckd, diesel	390.636	1.096.828	4.090.296	11.449.163
8702102200	Motor vehicles for the transport >=10 p,vhcl weight >=6t & <18t, not ckd, diesel	0	7.300	0	15.782
8702901910	Motor vhcl for the transport in airport,weight>=5t&<24t,not ckd, nondiesel,>=30p	0	3.412	0	40.095
8702909990	Other motor vehicle, non diesel,>= 10 pvhcl weight > 24 t, not ckd	0	45.360	0	534.217
8703101000	Golf cars, including golf buggies	48.238	338.401	19.769	656.169
8703109000	Vehicles specially designed for travelon snow and similar vehicles	0	1.250	0	1.000
8703211000	Go-karts, cylinder capacity <= 1,000 cc,internal combust recipro piston engine	0	125.515	0	1.062.700
8703212190	Other motor cars, <= 1,000 cc, ckd,internal combust recipro piston engine	0	20.385	0	515.876
8703212990	Other motor cars, <= 1,000 cc, not ckd,internal combust recipro piston engine	0	72.189	0	898.980
8703219000	Other vehicles, <= 1,000 cc, not ckd,internal combust recipro piston engine	0	132.495	0	466.823
8703221110	Sedan/station wagons, 1,000-1500 cc,ckd,internal combust recipro piston engine	0	34.714	0	356.320
8703221190	Other motor cars, 1,000-1500 cc, ckd,internal combust recipro piston engine	3.260	5.380	3.014	20.727
8703221910	Sedan/station wagon,1,000-1500cc,not ckd,internal combust recipro piston engine	1.942.504	17.219.113	16.233.903	156.176.349
8703221990	Oth motor cars, 1,000-1500 cc, not ckd,internal combust recipro piston engine	2.488.916	19.351.194	20.300.074	157.524.842
8703229000	Other vehicles, 1,000-1500 cc, not ckd,internal combust recipro piston engine	3.103	22.747	26.165	316.315
8703231000	Ambulances, 1500-3000 cc intern combustreciprocating piston engine	0	158.224	0	1.048.736
8703232000	Hearses, 1500-3000 cc internal combustreciprocating piston engine	0	3.048	0	48.779
8703233000	Prisons vans, 1500-3000 cc internalcombust reciprocating piston engine	0	5.690	0	91.838
8703234110	Sedan/station wagons, 1500-1800 cc, ckd,internal combust recipro piston engine	0	55.400	0	556.008
8703234190	Other motor cars, 1500-1800 cc, ckd,internal combust recipro piston engine	0	2.500	0	16.050
8703234210	Sedan/station wagons, 1800-2000 cc, ckd,internal combust recipro piston engine	0	1.345.271	0	6.978.833
8703234310	Sedan/station wagons, 2000-2500 cc, ckd,internal combust recipro piston engine	0	19.640	0	225.333
8703234390	Other motor cars, 2000-2500 cc, ckd,internal combust recipro piston engine	0	30.489	0	345.503
8703234490	Other motor cars, 2500-3000 cc, ckd,internal combust recipro piston engine	0	192.615	0	1.535.638
8703235110	Sedan/station wagons, 1500-1800 cc, not,internal combust recipro piston engine	406.631	8.573.490	3.057.231	95.474.887
8703235190	Other motor cars, 1500-1800 cc, not ckd,internal combust recipro piston engine	31.145	1.032.306	354.367	8.498.387
8703235210	Sedan/station wagons, 1800-2000 cc, not,internal combust recipro piston engine	108.263	884.206	1.118.495	10.404.388
8703235291	Oth motor car,1800-2000 cc, (4x2) system,not ckd,int combust recipro pist engin	6.667	768.180	71.778	4.628.904
8703235292	Oth motor car,1800-2000 cc, (4x4) system,not ckd,int combust recipro pist engin	34.053	88.119	403.842	881.567
8703235310	Sedan/station wagon,2000-2500cc,not ckd,internal combust recipro piston engine	389.621	9.102.768	5.265.466	117.826.506
8703235391	Oth motor car,2000-2500cc, (4x2) system,not ckd,int combust recipro pist engine	1.102.480	12.061.209	11.077.824	110.468.241
8703235392	Oth motor car,2000-2500cc, (4x4) system,not ckd,int combust recipro pist engine	44.131	257.913	459.462	2.595.489
8703235410	Sedan/station wagon,2500-3000cc,not ckd,internal combust recipro piston engine	8.601	494.324	144.658	9.128.319
8703235491	Oth motor car,2500-3000cc, (4x2) system,not ckd,int combust recipro pist engine	11.640	125.714	124.860	1.605.871
8703235492	Oth motor car,2500-3000cc, (4x4) system,not ckd,int combust recipro pist engine	35.916	760.051	510.124	11.447.430
8703236400	Other vehicle, 2500-3000 cc, ckd,internal combust recipro piston engine	1	11.041	17	161.702
8703239100	Other vehicle, 1500-1800 cc, not ckd,internal combust recipro piston engine	0	28.601	0	266.104
8703239410	Oth vehicle, 2500-3000 cc, (4x2) system,not ckd,int combust recipro pist engine	0	18.000	0	100.000
8703239420	Oth vehicle, 2500-3000 cc, (4x4) system,not ckd,int combust recipro pist engine	0	18.984	0	184.283
8703241000	Ambulances, cylinder capacity > 3000 cc,internal combust recipro piston engine	0	3.550	0	190.205
8703244010	Sedan/station wagons, > 3000 cc, ckd,internal combust recipro piston engine	0	4.190	0	93.964
8703245010	Sedan/station wagons, > 3000 cc,not ckd,internal combust recipro piston engine	85.425	1.385.577	1.941.318	25.660.791
8703245091	Oth motor cars, > 3000 cc, (4x2) system,not ckd,int combust recipro pist engine	32.882	257.356	417.789	3.596.790
8703245092	Oth motor cars, > 3000 cc, (4x4) system,not ckd,int combust recipro pist engine	274.284	1.947.962	3.352.088	25.815.055
8703249000	Other vehicle, > 3000 cc, not ckd,internal combust recipro piston engine	0	8.565	0	565.425
8703311010	Sedan/station wagon, <= 1500 cc, ckddiesel	8.025	8.025	25.425	25.425
8703321000	Ambulances, 1500-2500 cc, diesel	0	66.140	0	698.848
8703325100	Sedan/station wagon,1500-2000cc,not ckd,diesel	248.854	1.098.060	1.916.169	8.929.566
8703325900	Other motor cars, 1500-2000 cc, not ckd,diesel	0	8.112.922	0	74.765.973
8703329900	Other vehicles, 2000-2500 cc, not ckd,diesel	335.193	1.786.681	2.903.215	15.138.528

I.3. IMPOR MENURUT KOMODITI / IMPORT BY HS COMMODITY
***** OKTOBER / OCTOBER 2008 *****

H S	Uraian Komoditi Commodity Description	Berat Bersih / Net Weight (Kg)		Nilai / Value C.I.F (US\$)	
		Bulan ini	Kumulatif	Bulan ini	Kumulatif
		Current Month	Cum.Jan. to date	Current Month	Cum.Jan. to date
8703335100	Other motor cars, 2500-3000 cc, not ckd,diesel	0	64.299	0	734.621
8703335200	Other motor cars, > 3000 cc, not ckd,diesel	53.867	516.761	903.449	8.945.434
8703339000	Other vehicles, > 2500 cc, not ckd,diesel	0	9.115	0	120.064
8703901000	Other ambulances	0	78	0	304
8703902000	Other hearses	0	14	0	134
8703909000	Other vehicles, not ckd	2.062	144.312	99.952	1.884.501
8704101100	Damper designed for off highway, <= 24 t,ckd	0	1.724	0	1.810
8704102100	Damper designed for off highway, >24 t,ckd	1.685.861	12.333.607	28.750.904	197.765.173
8704102200	Damper designed for off highway, > 24 tnot ckd	7.249.658	38.791.909	77.637.356	419.967.011
8704211900	Other vans, <= 5 t, ckd, diesel	10.338	328.773	27.344	2.522.631
8704212900	Other vans, <= 5 t, not ckd, diesel	3.650.682	31.661.010	27.937.657	236.310.166
8704222919	Other vans, 6-10 t, not ckd, diesel	0	3.302	0	15.753
8704224300	Tanker vehicles, 10-20 t, not ckd,diesel	0	47.524	0	298.965
8704224900	Other vans, 10-20 t, not ckd, diesel	0	99.634	0	703.620
8704232900	Other vans, 20-24 t, not ckd, diesel	0	51.343	0	565.145
8704233900	Other vans, > 24 t, ckd, diesel	527.823	1.211.040	1.729.827	4.263.697
8704234300	Tanker vehicles, > 24 t, not ckd, diesel	0	94.289	0	103.871
8704234900	Other vans, > 24 t, not ckd, diesel	2.066.487	17.298.653	15.609.934	137.771.223
8704312900	Other vans, <= 5 t, not ckd,internal combustion piston engine	1.672.267	9.419.597	8.693.538	50.973.446
8704324900	Other vans, 6-20 t, not ckd, internalcombustion piston engine	0	40.349	0	497.720
8704328900	Other vans, > 24 t, not ckd, internalcombustion piston engine	227.980	227.980	3.251.400	3.251.400
8704901000	Motor vehicles for the transport of good, ckd	0	3.121	0	2.332
8704909000	Motor vehicles for the transport of good, not ckd	2.182	26.382	89.000	244.774
8705100000	Crane lorries	0	742.419	0	2.047.383
8705200000	Mobile drilling derricks	0	271.147	0	4.139.154
8705300000	Fire fighting vehicles	17.504	81.915	263.803	1.432.162
8705400000	Concrete-mixer lorries	140.275	291.178	1.651.559	4.423.299
8705905000	Street clean vhcl, incl cesspit emptiermobile clinic;spray lorries of all kinds	0	6.077	0	157.364
8705909000	Other special purpose motor vehicles	60.873	1.395.290	1.384.401	22.031.006
8706001100	Chasis fitted with engines for agri.tractors of subhd 8701.10/8701.90	104	3.008	1.780	71.960
8706001900	Oth chasis fitted with engines for vhclsof heading 8701	154.420	208.663	101.299	1.048.252
8706002000	Chasis fitted with engines for vehiclesof heading 8702	0	176.492	0	862.770
8706003000	Chasis fitted with engines for vehiclesof heading 8703	1.442	2.017	45.773	49.648
8706004000	Chasis fitted with engines for vehiclesof heading 8704	0	160.122	0	2.356.065
8706005000	Chasis fitted with engines for vehiclesof heading 8705	858	11.930	3.975	106.363
8707100000	Bodies for the vehicles of heading 8703	37.991	531.706	237.205	4.196.487
8707901000	Bodies for the vehicles of heading 8701	0	9.589	0	27.213
8707903000	Bodies for the vehicles of heading 8705	2.523	3.154	12.598	23.096
8707909000	Bodies for the vehicles of heading 8702,8704	204.741	610.396	1.142.759	6.838.601
8708101000	Bumper & parts for vehicles heading 8701	12.351	94.958	51.588	597.660
8708109000	Bumper & parts for vehicles heading 8702;8703;8704; 8705	254.439	2.644.590	2.518.219	18.960.574
8708211000	Safety seat belt for vehicles 8701	11.898	49.979	95.108	502.723
8708219000	Safety seat belt for vehicles 8702; 8703; 8704; 8705	91.199	987.235	780.167	8.419.906
8708291100	Component of door trim assembly for hd8701	168	4.153	26.955	99.534
8708291200	Component of door trim assembly for hd8703	133.144	1.529.989	1.258.882	13.793.521
8708291300	Component of door trim assembly for hd8705/subheading 8704.10	73.355	535.281	539.826	3.250.992
8708291900	Component of door trim assembly for hd8702 & 8704 (exclucing 8704.10)	75.436	1.370.327	243.227	5.789.142
8708292000	Parts of safety seat belts of heading8701-8705	113.479	1.104.475	870.796	9.094.665
8708299100	Oth part, access of bodies for agricul.tractors of subhead 8701.10/8701.90	43.141	52.685	291.241	447.914
8708299200	Oth part, access of bodies for agricul.vehicles of heading 8701	148	6.288	3.640	143.748
8708299300	Oth part, access of bodies for agricul.of heading 8703	1.258.728	8.344.664	11.011.006	76.759.635
8708299900	Oth part, access of bodies for agricul.of heading 8702; 8704; 8705	440.561	4.324.738	2.747.470	24.811.875
8708301000	Brakes,servo-brakes; parts thereof forvehicles of heading 87.01	10.483	69.670	53.552	1.156.903
8708302000	Brakes,servo-brakes; parts thereof forvehicles of heading 87.03	263.673	2.416.961	4.211.569	37.164.949
8708309000	Brakes,servo-brakes; parts thereof forvehicles of heading 8702; 8704; 8705	797.834	6.670.694	3.667.452	32.113.228
8708401100	Gear boxes, unassembled for vehicles ofheading 87.03	16.850	243.358	55.651	565.104
8708401200	Gear boxes, unassembled for vehicles ofsubheading 8704.10/heading 8705	193	38.376	4.898	880.740
8708401900	Gear boxes, unassembled for vehicles ofhead 8701-8702 & 8704 (exlc 8704.10)	153.755	4.454.776	1.120.219	31.111.204
8708402100	Gear boxes, assembled for agri tractorsof subheading 8701.10/8701.90	16	1.646	278	14.300
8708402200	Gear boxes, assembled for oth vehicle ofheading 87.01	61	3.556	400	17.043
8708402300	Gear boxes, assembled for vehicle of hd87.03	99.682	1.313.823	940.969	9.606.793
8708402400	Gear boxes, assembled for vehicle ofsubheading 8704.10/heading 8705	939	29.508	14.418	106.224
8708402900	Gear boxes, assembled for vehicles ofheading 8702 & 8704 (exclucing 8704.10)	119.363	8.652.571	2.085.574	30.375.478
8708409000	Parts of gear boxes	78.376	1.063.062	531.138	4.718.250
8708501100	Drive-axles with differential, unassablfor vehicles of heading 87.03	703.190	7.154.853	7.791.856	72.671.149
8708501200	Drive-axles with differential, unassablfor vhcl of subhead 8704.10/head 8705	31.686	114.637	134.717	634.912
8708501900	Drive-axles with differential, unassablfor vhcl hd 8701-8702&8704(exlc 8704.10)	84.440	2.203.648	485.422	11.992.267
8708502100	Drive-axles with differential, assabledfor agri tractor of subhd 870110,870190	238	2.251	3.556	33.699
8708502200	Drive-axles with differential, assabledfor other vehicles of heading 87.01	12	3.638	187	93.003
8708502300	Drive-axles with differential, assabledfor vehicles of heading 87.03	464.993	3.342.201	3.839.192	26.940.068
8708502400	Drive-axles with differential, assabledfor vhcl of subhd 8704.10/hd 87.05	53.112	815.456	89.697	4.597.070
8708502900	Drive-axles with differential, assabledfor vhcl of hd 8702,8704 (exlc 8704.10)	485.300	3.952.391	2.824.438	25.461.214
8708509000	Parts of drive-axles with differential,non-driving, axles	310.859	750.952	1.389.571	5.074.234

I.3. IMPOR MENURUT KOMODITI / IMPORT BY HS COMMODITY
***** OKTOBER / OCTOBER 2008 *****

H S	Uraian Komoditi Commodity Description	Berat Bersih / Net Weight (Kg)		Nilai / Value C.I.F (US\$)	
		Bulan ini	Kumulatif	Bulan ini	Kumulatif
		Current Month	Cum.Jan. to date	Current Month	Cum.Jan. to date
8708701100	Wheel centre discs and caps for agritractors of subheading 8701.10/8701.90	5.464	44.445	27.328	225.756
8708701200	Wheel centre disc & cap for oth vehicleof heading 87.01	41.572	77.942	177.907	233.998
8708701300	Wheel centre disc & cap for oth vehicleof heading 87.03	636.850	5.428.182	2.112.779	17.953.865
8708701400	Wheel centre disc & cap for oth vehicleof subheading 8704.10/heading 87.05	402.737	2.381.930	341.042	3.528.571
8708701900	Wheel centre disc & cap for oth vehicleof heading 8702 & 8704 (exlc 8704.10)	664.667	10.062.610	1.738.451	15.758.546
8708709100	Other road wheel for agri tractors ofsubheading 8701.10/8701.90	100	27.744	1.666	571.996
8708709200	Other road wheel for oth vehicles of hd87.01	0	1.229	0	9.227
8708709300	Other road wheel for vehicles of head87.03	67.139	567.927	425.114	2.990.471
8708709400	Other road wheel for vehicles of subhd8704.10/heading 87.05	106.979	573.948	780.619	2.904.098
8708709900	Other road wheel for vehicles of head8702 & 8704 (exlcuding 8704.10)	119.155	2.644.786	407.316	4.428.698
8708801100	Suspension systems for agri tractors ofsubheading 8701.10/8701.90	601	2.988	5.712	39.799
8708801200	Suspension systems for oth vehicles ofheading 87.01	204	16.820	863	255.887
8708801300	Suspension systems for vehicles of head87.03	11.482	267.085	91.218	1.325.879
8708801400	Suspension systems for vehicle of sebhd8704.10/heading 87.05	12.273	126.153	161.905	1.586.563
8708801900	Suspension systems for vehicle of sebhd8702 & 8704 (exlcuding 8704.10)	135.028	1.689.224	765.565	4.770.705
8708809000	Parts of suspension systems (incl shock-absorbers)	329.584	3.350.582	3.293.309	26.172.635
8708911100	Radiators systems for agri tractors ofsubheading 8701.10/8701.90	3.931	40.434	29.487	449.067
8708911200	Radiators for other vehicles of heading87.01	175	3.016	3.365	69.687
8708911300	Radiators for vehicles of heading 87.03	36.450	631.950	226.262	3.403.814
8708911400	Radiators for vehicles of subhd 8704.10or heading 87.05	62.977	220.512	288.554	1.894.015
8708911900	Radiators for vehicles of heading 87.02,8704 (exlcuding 8704.10)	82.222	897.377	692.735	4.977.520
8708919000	Parts of radiator	158.399	2.300.367	1.820.134	20.168.573
8708921000	Silencers (mufflers),exhaust pipe; partsfor vehicles of heading 87.01	76	10.028	1.465	23.148
8708922000	Silencers (mufflers),exhaust pipe; partsfor vehicles of heading 87.03	517.211	3.843.498	5.032.565	38.392.846
8708923000	Silencers (mufflers),exhaust pipe; partsfor vhcl of subhd 8704.10/head 87.05	379	13.637	6.996	167.308
8708929000	Silencers (mufflers),exhaust pipe; partsfor vhcl of hd 8702,8704 (exlc 8704.10)	119.023	1.091.029	1.014.580	7.959.035
8708931000	Clutches and parts thereof for agritractors of subhd 8701.10/8701.90	10.276	35.709	32.607	284.302
8708932000	Clutches, parts thereof for oth vehicleof heading 87.01	172	446	12.951	16.677
8708933000	Clutches, parts thereof for oth vehicleof heading 87.03	321.368	2.418.208	3.528.185	24.667.669
8708934000	Clutches, parts thereof for vehicles ofsubheading 8704.10/heading 87.05	8.594	30.051	151.868	452.012
8708939000	Clutches, parts thereof for vehicles ofheading 8702 & 8704 (exlcuding 8704.10)	322.303	5.092.165	1.969.628	33.235.022
8708941000	Steering wheels with airbag assemblies	1.260	51.408	41.218	436.737
8708949100	Oth steering wheels, columns,boxes foragri. tractors of subhd 8701.10,8701.90	0	5.674	0	46.450
8708949200	Oth steering wheels, columns,boxes forother vehicles of heading 87.01	41.079	258.827	369.627	2.316.966
8708949300	Oth steering wheels, columns,boxes forvehicles of subheading 87.03	631.257	5.355.540	8.261.276	64.686.657
8708949900	Oth steering wheels, columns,boxes forfor vehicles of head 8702, 8704, 8705	107.795	1.051.308	1.057.611	9.032.127
8708951000	Safety airbags with inflater system	24.505	510.614	494.349	8.438.976
8708959000	Parts of safety airbags with inflatersystem	1.751	20.413	31.243	266.887
8708991100	Unassembled fuel tank;engine bracket forvehicles of heading 87.01	5.234	521.631	41.584	3.224.933
8708991200	Unassembled fuel tank;engine bracket forvehicles of heading 87.03	186.800	1.470.501	2.029.117	13.480.612
8708991900	Unassembled fuel tank;engine bracket forvehicles of head 87.02; 87.04; 8705	89.362	838.250	542.724	5.024.306
8708999100	Other parts and accessories for agritractors of subhd 8701.10/8701.90	13.309	1.307.758	193.111	9.468.133
8708999200	Other parts,acces for other vehicles ofheading 87.01	7.695	389.506	4.472	594.143
8708999300	Other parts,acces for other vehicles ofheading 87.03	2.090.636	15.506.912	13.461.222	113.432.441
8708999900	Other parts,acces for other vehicles ofheading 87.02, 8704, 8705	15.727.089	162.398.580	106.124.139	1.230.932.831
8709110000	Electrical vehicles	4	43.748	39	186.696
8709190000	Non elect work truck,self-propelled,notfitted with lift/handl equip,in factory	66.121	312.641	432.990	3.099.765
8709900000	Part of work trucks,self-propelled, notfitted with lift/handl equip, in factory	35.784	227.769	155.253	1.447.691
8710000000	Tanks, other armoured fighting vehicles,motorised, with weapons/not, & parts	3.120	60.892	18.444	3.294.622
8711101100	Motorcycle,incl moped,scooters, recipoint combust piston engine < 50 cc, ckd	92	3.996	328	5.826
8711101900	Other motorcycles, reciprocatinginternal piston engine < 50 cc, ckd	61	119.690	235	191.658
8711109100	Motorcycle,incl moped,scooters, recipoint combust piston engine <50 cc,not ckd	18.235	55.643	25.819	87.948
8711109900	Other motorcycles, recipro int pistonengine < 50 cc, not ckd	1.735	42.976	4.314	539.771
8711201090	Motocross motorcycles, with recipro intcombust pist engine, 50-250 cc, not ckd	5.728	114.247	124.932	2.359.434
8711202100	Motorcycles, scooters, with recipro intcombust piston engine, 50 -125 cc, ckd	34.207	180.541	161.468	706.323
8711202300	Motorcycles, scooters, with recipro intcombust piston engine, 150 -200 cc, ckd	269	269	2.997	2.997
8711202400	Motorcycles, scooters, with recipro intcombust piston engine, 200 -250 cc, ckd	0	530	0	12.682
8711203000	Other motorcycles, recipro int pistonengine, 50 -250 cc, ckd	0	7.869	0	34.619
8711204100	Motorcycles, scooters, with recipro intcombust piston engine, 50-125 cc,not ckd	225.984	919.223	1.369.630	6.252.155
8711204200	Motorcycles, scooters, with recipro intcombust piston engine, 125-150cc,not ckd	46.977	323.218	563.209	3.623.149
8711204300	Motorcycles, scooters, with recipro intcombust piston engine, 150-200cc,not ckd	396.708	2.393.920	3.065.269	18.963.319
8711204400	Motorcycles, scooters, with recipro intcombust piston engine, 200-250cc,not ckd	154.225	778.042	2.210.576	12.287.906
8711209000	Other motorcycles, recipro int pistonengine, 50 -250 cc, not ckd	0	29.479	0	294.966
8711301090	Motocross motorcycles, with recipro intcombust pist engine, 250-500 cc, not ckd	0	14.976	0	140.150
8711309000	Other motorcycles, recipro int pistonengine, 250 -500 cc, not ckd	0	537	0	18.211
8711401090	Motocross motorcycles, with recipro intcombust pist engine, 500-800 cc, not ckd	0	16.730	0	211.009
8711409000	Other motorcycles, recipro int pistonengine, 500 -800 cc, not ckd	810	20.397	17.523	588.827
8711509000	Other motorcycles, recipro int pistonengine, > 800 cc, not ckd	0	100.453	0	2.871.811
8711904000	Side cars	0	44	0	3.432
8711905000	Other motorcycles, ckd	0	11.595	0	100.972
8711909000	Other motorcycles, not ckd	0	6.725	0	111.796
8712001000	Racing bicycles	878	8.306	3.750	23.862
8712002000	Bicycles designed to be ridden bychildren	1.342.263	20.519.729	953.930	15.821.340

I.3. IMPOR MENURUT KOMODITI / IMPORT BY HS COMMODITY
***** OKTOBER / OCTOBER 2008 *****

HS	Uraian Komoditi Commodity Description	Berat Bersih / Net Weight (Kg)		Nilai / Value C.I.F (US\$)	
		Bulan ini	Kumulatif	Bulan ini	Kumulatif
		Current Month	Cum.Jan. to date	Current Month	Cum.Jan. to date
8712003000	Other bicycles	90.504	2.196.803	108.855	2.028.373
8712009000	Other cycles	289.673	5.820.549	583.630	8.232.186
8713100000	Carriages for disabled persons, notmechanically propelled	13.659	123.969	41.968	357.529
8713900000	Carriages for disabled persons,mechanically propelled	46.777	275.523	105.265	573.323
8714110000	Saddles of motorcycles (incl. mopeds)	32.283	3.376.409	161.461	21.955.946
8714190010	Clutch assembly of motorcycles(incl. mopeds)	826.619	3.501.775	5.953.824	28.807.925
8714190020	Gear assembly of motorcycles(incl. mopeds)	378.711	3.745.198	1.929.503	16.424.489
8714190030	Spokes/nipples of motorcycles(incl. mopeds)	5.402.806	54.533.515	41.167.665	356.138.790
8714190040	Oth part & acces, for motorcycles ofsubheading, 8711.10, 8711.20/8711.90	89.149	3.106.810	98.579	25.026.896
8714190090	Oth part & acces, for motorcycles ofsubheading, 8711.30, 8711.40/8711.50	2.697.035	27.953.918	15.817.253	111.936.357
8714201100	Castors of a dia (incl. tyres) 76-100 mmthat the wheel width > 30 mm	0	10	0	131
8714201200	Castors of a dia(incl. tyres) 101-250 mmthat the wheel width > 30 mm	0	3.861	0	6.207
8714201900	Castors of a dia(incl. tyres) > 250 mmthat the wheel width > 30 mm	1.832	25.676	11.839	97.335
8714209000	Other parts of carriages for disabledpersons	515	61.740	3.461	269.940
8714911000	Frames & forks for bicycles of subhead8712.00.20	99.969	1.861.577	107.592	4.627.953
8714919000	Oth parts of forks	357.607	4.955.710	1.445.377	13.535.708
8714921000	Wheel rims and spokes for bicycles ofsubheading 8712.00.20	34.532	390.675	58.356	492.281
8714929000	Other wheel rims and spokes	215.464	4.295.021	1.040.208	16.905.390
8714931000	Hubs,(exlc coaster brake hub, hub brake,free/sprocket-wheel), bicycle 8712.00.2	18.489	255.937	98.002	502.403
8714939000	Oth hub, (exlc coaster braking hub, hubbrake, free/sprocket-wheel)	126.012	2.084.310	531.000	5.207.958
8714941000	Brakes,(incl coast brake hub,hub brake)for bicycles of subheading 8712.00.20	51.413	642.143	57.400	602.683
8714949000	Oth brakes, (incl coaster braking hubs,hub brakes)	298.658	3.506.805	1.535.535	13.908.569
8714951000	Saddles for bicycles of subhd 8712.00.20	11.554	334.644	23.894	303.927
8714959000	Other saddles	144.974	1.710.176	224.098	2.608.719
8714961000	Pedals and crank-gear,& parts thr forbicycles of subheading 8712.00.20	1.437	315.331	1.592	185.781
8714969000	Other pedals and crank-gear,& parts thr	176.346	2.493.275	340.663	4.008.276
8714991000	Parts & accessories of bicycle of subhd8712.00.20	14.314	318.280	13.541	541.323
8714999000	Parts & accessories of vehicle of head87.11 to 87.13. (exlc. 8712.00.20)	1.935.359	23.622.481	10.286.533	106.759.691
8715000000	Baby carriages, trailers, semi-trailers,oth vhcl, not mechanically propel;& part	167.167	1.221.019	312.587	2.377.699
8716100000	Trailers & semi-trailers of the caravantype, for housing/camping	0	541	0	8.801
8716200000	Self-loading/self-unloading trailers &semi-trailers for agricultural purposes	0	2.917	0	4.480
8716310000	Tanker trailers,tanker semi-trailers forthe transport of goods	40.067	689.584	213.098	1.370.341
8716394000	Agricultural trailers and semi-trailers	5.486	124.955	7.800	276.263
8716399000	Other trailers and semi-trailers for thetransport of goods	0	34.050	0	60.026
8716400000	Other trailers and semi-trailers	247.969	1.407.821	253.603	4.569.623
8716801000	Cart,wagon,sack truck,hand trolleys &similar hand-propelled vhcl used in fact	7.855	532.971	40.433	1.114.430
8716802000	Wheelbarrows a kind used in factory/workshops	44.602	1.135.025	44.451	762.436
8716809000	Oth vehicles, not mechanically propelled	49.092	753.701	147.974	1.486.938
8716901100	Wheels for trailers and semi-trailers	160.654	1.907.692	227.910	3.243.753
8716901300	Other parts for goods of subheading8716.20	21.905	125.214	34.572	230.587
8716901900	Other parts for trailers, semi-trailers	182.345	3.427.601	831.732	11.462.853
8716909100	Parts for goods of subhead 8716.80.10or 8716.80.20	39.142	414.165	45.053	657.355
8716909900	Other parts for other vehicles	183.449	1.777.426	439.144	4.608.539
8801000000	Balloon,dirigibles,glider, hang glidersand other non-powered aircraft.	15	4.707	36	85.111
8802110000	Helicopters of an unladen weight <=2,000 kg	0	11.603	0	19.657.973
8802120000	Helicopters of an unladen weight >2,000 kg	4.920	23.158	10.760.000	47.493.894
8802201000	Aeroplanes of an unladen weight<= 2,000 kg	15.000	91.100	2.010.000	10.396.211
8802209000	Other aircraft of an unladen weight,<= 2,000 kg	0	3.520	0	3.942.424
8802301000	Aeroplane of an unladen weight >2,000 kgand <= 15,000 kg	15.543	156.109	17.991.622	137.457.945
8802309000	Other aircraft of an unladen weight> 2,000 kg and <= 15,000 kg	0	3.000	0	211.914
8802401000	Aeroplanes of an unladen weight> 15,000 kg	111.991	2.343.392	44.726.319	881.212.861
8802409000	Other aircraft of an unladen weight> 15,000 kg	0	32.304	0	12.695.913
8802600000	Spacecraft (including satellites) andsuborbital, spacecraft launch vehicles	0	3	0	6.063
8803100000	Propellers, rotors, parts thereof ofheading 88.01/88.02.	611	18.897	21.653	2.607.446
8803200000	Under-carriages, parts thereof heading88.01/88.02.	13	6.177	17.406	240.541
8803300000	Other parts of aeroplanes/helicoptersheading 88.01/88.02.	16.822	162.901	7.098.482	37.737.489
8803901000	Parts of telecommunication satellites	359	9.071	108.795	1.470.440
8803902000	Parts of balloons, gliders/kites	0	1.300	0	10.325
8803909000	Other parts of goods of heading 88.01or 88.02	1.548	41.652	611.173	23.588.575
8804000000	Parachutes (incl dirigible parachutes,paragliders)&rotochutes,parts, acces thr	3.480	17.992	2.552.326	5.265.832
8805100000	Aircraft launching gear, part thereof,deck arrestor/similar gear, part thereof	0	1.156	0	9.037
8805291000	Ground flying trainers	14.900	43.880	61.333	9.583.055
8805299000	Parts of ground flying trainers	0	5.239	0	109.340
8901101000	Cruise ships,excursion boats,ferry-boats of gross tonnage <= 26 ton	0	661.130	0	273.822
8901102000	Cruise ships,excursion boats,ferry-boats of gross tonnage>26 but<=250ton	0	2.060.916	0	1.559.997
8901103000	Cruise ships,excursion boats,ferry-boats of gross weight>250 but<=500ton	0	1.841.622	0	541.378
8901105000	Cruise ships,excurs boats,ferry-boatsof gross tonnage>4000but<=5000	0	791	0	7.861
8901106000	Cruise ships,excursion boats,ferry-boats of gross tonnage > 5000 ton	0	14.954.000	0	110.188.277
8901205000	Tankers of gross tonnage > 4000 but<= 5000 ton	0	16.165.600	0	28.005.438
8901206000	Tankers of gross tonnage > 5000 ton	0	149.356.147	0	151.647.330
8901901100	Other vessels, not motorised of grosstonnage <= 26 ton	8.324	720.166	9.000	5.724.115
8901901200	Other vessels, not motorised of grosstonnage > 26 but <= 250 ton	305.000	2.953.000	3.998.319	9.483.153
8901901400	Other vessels, not motorised of grosstonnage > 500 ton	2.738.000	79.896.601	1.898.454	80.203.700

I.3. IMPOR MENURUT KOMODITI / IMPORT BY HS COMMODITY
***** OKTOBER / OCTOBER 2008 *****

H S	Uraian Komoditi Commodity Description	Berat Bersih / Net Weight (Kg)		Nilai / Value C.I.F (US\$)	
		Bulan ini	Kumulatif	Bulan ini	Kumulatif
		Current Month	Cum.Jan. to date	Current Month	Cum.Jan. to date
8901902100	Other vessels, motorised of grosstonnage <= 26 ton	0	6.463	0	89.154
8901902200	Other vessels, motorised of grosstonnage > 26 but <= 250 ton	0	1.833.722	0	9.786.397
8901902300	Other vessels, motorised of grosstonnage > 250 but <= 500 ton	260.000	1.037.000	4.961.002	5.462.253
8901902400	Other vessels, motorised of grosstonnage > 500 but <= 4000 ton	4.327.000	17.345.000	23.118.832	56.359.912
8901902600	Other vessels, motorised of grosstonnage > 5000 ton	0	36.206.000	0	28.666.542
8902001100	Fishing vessels of gross tonnage<= 26 ton	0	13.096	0	344.727
8902001400	Fishing vessels of gross tonnage> 100 but <= 250 ton	334.000	646.000	320.594	1.710.594
8902001500	Fishing vessels of gross tonnage> 250 but <= 4000 ton	337.000	604.130	276.375	406.375
8902009500	Factory ships&oth vessels for proc/preserv fish.of 250<gro ton<=4000 ton	17.850	17.850	27.915	27.915
8902009600	Factory ships&oth vessels for proc/preserv fishery of gro ton > 4000 ton	0	6.197.838	0	229.826
8903100000	Yachts&oth vessels for pleasure/sportsrowing boats&canoes, inflatable	352	144.963	3.770	388.978
8903910000	Sailboats, with/withoutauxiliary motor, not inflatable	27.927	80.004	515.393	878.337
8903920000	Motorboats, other than outboard motor,not inflatable	3.889	291.902	62.300	289.686
8903990000	Other vessels for pleasure/sports;canoes, not inflatable	27.625	142.456	367.801	2.672.239
8904001100	Tugs of gross tonnage <= 26 ton	10	76.363	139	2.426.036
8904001900	Tugs of gro tonnage >26 ton, of apower <= 4000 hp	473.000	8.444.054	3.334.073	70.250.711
8904002100	Tugs of gro tonnage <26 ton, of apower <= 4000 hp	0	54.001	0	800.180
8904002900	Tugs of gro tonnage >26 ton, of apower > 4000 hp	35.000	675.733	337.663	7.230.567
8905100000	Dredgers	3.609.000	9.803.919	1.985.468	11.214.733
8905200000	Floating/submersible drilling/production platforms	7.109.000	7.863.653	135.000.000	151.211.476
8905901000	Floating docks of a gro ton > 100 tons	25.204	60.260	194.935	476.842
8905909000	Oth vessels w/navigability of which issubsidiary to their main function	606.789	32.141.095	938.658	12.534.800
8906100000	Warships	0	4.260	0	19.867
8906901000	Lifeboats oth than rowing boats, othvessels of displacement <= 30 tons	0	107.007	0	359.843
8906909000	Lifeboats oth than rowing boats, othvessels of displacement > 30 tons	56.686	1.080.116	282.283	4.540.757
8907100000	Floating structures, inflatable rafts	44.882	366.499	244.079	1.848.562
8907901000	Buoys	13.968	443.933	97.942	3.906.691
8907909000	Other floating structures	124.457	3.329.246	554.908	12.619.972
8908000000	Articles of headings 89.01-89.06imported for breaking up	179	50.062	1.259	179.172
9001101000	Optical fibres,optical fibre bundles&cables for telecom.&oth electrical use	20.245	117.263	1.483.818	10.442.362
9001109000	Optical fibres, optical fibrebundles&cables for other purpose	11.511	129.113	886.454	11.114.485
9001200000	Sheets&plates of polarising material	3.715	65.836	640.310	9.700.895
9001300000	Contact lenses	95.735	789.268	6.250.703	56.781.226
9001400000	Spectacle lenses of glass	15.909	139.787	44.112	922.763
9001500000	Spectacle lenses of other materials	22.202	238.211	211.027	3.365.784
9001901000	Lenses & optic elements for photograpor cinematographic cameras	2.440	9.635	7.159	53.300
9001909010	Lenses & prisms forlighthouses/beacons	0	102	0	5.491
9001909090	Oth elements of glass not opticallyworked	2.959	51.560	627.771	1.573.107
9002111000	Objective lenses for cinematographicprojector	121	43.986	8.991	7.674.863
9002119000	Objective lenses for cameras & otherprojector	3.044	33.452	40.647	458.767
9002190000	Objective lenses for oth instruments& apparatus	6	2.838	52	537.942
9002201000	Filters for cinematographic projectors	160	1.817	3.443	67.593
9002202000	Filters for cinematographic cameras,photographic cameras & oth projectors	10.421	29.131	552.613	1.541.411
9002203000	Filters for telescopes/microscopes	10	336	147	7.819
9002209000	Filters for oth instruments&apparatus	5.911	141.156	96.266	1.621.369
9002901000	Lenses&prisms for lighthouses/beacons	1.087	3.565	15.810	44.811
9002903000	Lenses&prisms for cinematographic cam.photographic cameras&oth projectors	1.868	17.652	2.539	94.058
9002904000	Lenses&prisms for medical&surgicalinstruments	0	935	0	6.540
9002909000	Lenses&prisms for oth instruments	439	30.019	106.446	1.594.098
9003110000	Frames&mountings for spectacles,goggles of plastics	6.674	69.422	64.681	511.933
9003190000	Frames&mountings for spectacles,goggles of other materials	10.480	76.184	103.037	656.172
9003900000	Parts of frames&mountings forspectacles, goggles&the like	27.471	147.577	85.718	1.158.533
9004100000	Sunglasses	41.474	861.175	148.748	4.158.968
9004901000	Corrective spectacles	11.812	93.302	207.070	1.044.790
9004902000	Corrective goggles	1	247	9	5.220
9004905000	Protective goggles	298	19.420	7.783	138.031
9004909000	Other spectacles & goggles	68.462	884.165	251.128	2.819.720
9005100000	Binoculars	7.182	27.474	79.271	209.022
9005801000	Astronomical instrumens, excludinginstruments for radio-astronomy	0	800	0	1.519
9005809000	Monoculars & oth optical telescopes	6.185	194.526	705.509	2.825.983
9005901000	Parts&accessories (incl mountings) forastron.cal instr.ex.instrum.f rad.astr	0	7.267	0	421.137
9005909000	Parts&accessories (include mountings)for oth optical telescopes	223	13.208	6.235	184.375
9006101000	Laser photo plotters	2	18.921	63	414.725
9006109000	Oth cameras of a kind used forpreparing printing plates/cylinders	2.508	43.501	152.924	725.796
9006300000	Cameras specially design for underwater use for aerial survey, medical,or	0	6.422	0	5.809.803
9006400000	Instant print cameras	423	36.019	5.050	155.924
9006510000	Oth cameras with a slr, for roll filmof a width <= 35 mm	1.640	54.721	4.389	203.657
9006520010	Camr.of a kind used for recording doc.> 35 mm	0	4.733	0	23.406
9006520090	Other cameras for roll film of a width> 35 mm	247	633	4.927	14.274
9006530010	Cameras of a kind used for rec. doc onmicrofilm, microfiche	0	2	0	128
9006530090	Cameras of oth. a kind used for rec.doc on microfilm, microfiche	24.354	64.809	67.829	225.524
9006591000	Lasers photo plotters/imagesetterswith raster image processor	0	1.993	0	982
9006599010	Camr.of a kind used for recording doc.on mic.film, microfiche/oth microforms	0	247	0	9.102

I.3. IMPOR MENURUT KOMODITI / IMPORT BY HS COMMODITY
***** OKTOBER / OCTOBER 2008 *****

H S	Uraian Komoditi Commodity Description	Berat Bersih / Net Weight (Kg)		Nilai / Value C.I.F (US\$)	
		Bulan ini	Kumulatif	Bulan ini	Kumulatif
		Current Month	Cum.Jan. to date	Current Month	Cum.Jan. to date
9006599090	Other camera for recording documenton mic.film, microfiche/oth microforms	0	37.048	0	245.908
9006610000	Discharge lamp ("electronic") flashlight	493	16.861	6.259	59.784
9006690000	Oth photographic flashlight apparatus& flashbulbs	3.788	36.261	39.758	281.597
9006911000	Parts & accessories for laser photoplotters of subhd 9006.10.10	0	4.428	0	172.141
9006913000	Parts & accessories for cameras of subhead. 9006.40.00 to 9006.53.00	12.079	32.366	33.692	109.340
9006919000	Other parts & accessories for cameras	2.762	57.085	90.090	499.331
9006991000	Parts & accessories for photographicflash-light apparatus	117	11.582	407	47.754
9006999000	Parts & accessories not for photograpflash-light apparatus	9.851	58.187	769.008	8.771.186
9007110000	Cinematographic cameras for film ofwidth <16 mm/for double-8 mm film	96	2.493	3.706	22.592
9007190000	Other cinematographic cameras	12.637	69.519	412.127	1.197.595
9007201000	Projectors for film of <16 mm in width	8.008	69.961	26.708	189.451
9007209000	Oth projectors whether/not incorp.sound recording/reproducing apparatus	15.800	330.285	117.398	1.541.393
9007910000	Parts and accessories for cameras	6.505	59.886	795.399	9.318.608
9007920000	Parts and accessories for projectors	2.103	10.003	19.834	80.778
9008100000	Slide projectors, oth thancinematographic	401	75.650	12.036	4.412.924
9008200000	Microfilm, microfiche/oth m. readers,whether/not capable of prod. copies	2.418	12.016	20.398	554.739
9008300000	Other image projectors	4.549	130.837	14.825	1.036.365
9008401000	Photogr.enlargers&reducers (oth thanc.graphic) use in the print industry	0	302	0	864
9008409000	Other photographic enlargers andreducers (other than cinematographic)	542	23.484	6.539	124.152
9008901000	Parts and accessories of the goods ofsubheading 9008.20.00	106.169	778.019	5.430.720	49.555.321
9008909000	Parts and accessories of other imageprojectors	25.076	75.739	13.182	590.037
9010100000	Apparatus and equipment forautomatically developing x-ray film	30.627	697.633	208.499	23.200.762
9010501000	App. for the projec./drawing of circ.patt.on sensit.substrates for mk ofPCB	6.720	7.074	60.000	67.747
9010509000	Oth app&equip for p.grap (includingcinematographic); negatoscopes	5.266	79.822	51.662	204.689
9010600000	Projection screens of 300 inchesor more	86.549	445.449	228.355	1.113.126
9010901000	Parts&acc. for projection screens,/for articels of subheading 9010.10	860	62.641	21.081	172.450
9010903000	Parts&acc.of app for the projection/drawing of circuit patt. of PCB/PWBs	0	7.339	0	9.949
9010909000	Parts & acc.of oth apparatus&equipfor photographics laboratories	8.829	160.070	184.997	1.491.353
9011100000	Stereoscopic microscopes	1.920	9.771	13.542	272.455
9011200000	Other microscopes, for photomicrograpcinephotomicrography/microproject	13.464	22.344	614.391	1.868.773
9011800000	Other microscopes	40.621	159.837	394.020	2.408.728
9011900000	Parts and accessories of stereoscopicmicroscope	5.906	31.286	77.157	332.440
9012100000	Microscopes oth than optical microscopediffraction apparatus	617	39.268	17.245	483.449
9012900000	Parts and accessories for microscope	617	35.430	81.503	139.981
9013100000	Telescopic sights for fitting to armsperiscopes; telescopes design to form	118	21.529	7.898	822.086
9013200000	Lasers, other than laser diodes	320	43.880	2.750	1.020.462
9013801000	Optical error verifications&repairapp.for PCB/PWBs&PCAs	93	11.141	3.423	280.102
9013802000	Liquid crystal devices	4.781	55.807	358.562	3.273.792
9013809000	Other devices, appliances&instrumentsof other optical appliances	7.386	68.839	660.122	6.108.320
9013901000	Parts & accessories of goods ofsubheading 9013.20.00	10	976	405	11.189
9013903000	Parts & acc.of goods of sub head.9013.10.00/9013.80.00	1	385	38	18.473
9013909000	Parts&accessories of other goods ofsubheading 90.13	399	2.226	73.537	212.589
9014100000	Direction finding compasses	3.681	318.345	12.452	2.715.252
9014200000	Instrum.&appl.for aeronautical/spacenavigation (other than compasses)	0	239	0	74.657
9014801000	Navig'nal instrum.&appl.used on ships,work with an automatic data processor	428	9.121	819	747.165
9014809000	Other navigationalinstruments&appliances	1.774	75.755	116.170	5.560.597
9014901000	Parts&acc.of ships navig'nal instrumwork with an automatic data process.	167	869	1.381	11.973
9014909000	Parts&accessories of oth navigationalinstruments&appliances	5.531	50.154	546.074	4.973.165
9015101000	Rangefinders used in photography&cinematography	0	12	0	162
9015109000	Other rangefinders	2.216	43.094	420.684	1.807.729
9015200000	Theodolites and tachymeters(tacheometers)	4.415	23.555	126.432	898.371
9015300000	Levels [measuring higher of ground]	23.091	171.052	54.071	221.136
9015400000	Photogrammetrical surveyinginstruments & appliances	4.493	407.813	69.191	2.189.131
9015801000	Radio sonde and radio wind apparatus	28	15.101	26.753	168.667
9015809000	Other instruments&appliancesfor surveying	68.091	513.528	2.952.808	26.639.432
9015900000	Parts&accessories of surveyinginstruments and appliances	166.543	710.768	6.921.085	30.133.840
9016001000	Balances of a sens'vity of 5cg/better,w/without their weights, electronic	4.423	91.524	239.415	2.757.642
9016009000	Balances of a sens'vity of 5cg/better,w/without their weights,not electronic	7.905	329.397	156.728	2.076.108
9017101000	Plotters whether i/o units of hd 84.71or drawing/drafting of head 90.17	26.165	47.822	35.124	631.075
9017109000	Other drafting tables & machines,whether/not automatic	5.238	54.155	12.540	224.577
9017201000	Rulers	15.329	297.713	33.163	556.370
9017203000	App.for the project/drawing of circ.patt.on sens'zed subs's for mfc. of PCB	250	2.314	10.968	72.121
9017205000	Plotters whether i/o units of h 84.71/drawing/drafting machines of h 90.17	182	1.242	373	40.040
9017209000	Other drawing, marking-out/mathematical calculating instruments	15.312	184.105	57.215	486.565
9017300000	Micrometers, callipers and gauges	54.721	388.118	684.817	7.346.097
9017800000	Other instruments micrometerscallipers&gauges	44.981	1.911.442	372.761	4.804.701
9017902000	Parts&acc.of app.for the project/drwgof circ.patt.on sens.subs'tes for PCB	1.063	1.168	10.962	20.097
9017904000	Parts&acc.incl.PCA of plotters whetheri/o units of head 84.71/of head 90.17	0	983	0	1.234
9017909000	Parts and accessories of otherinstruments	4.979	63.733	63.760	464.218
9018100000	Electro-cardiographs	1.823	20.743	94.957	741.469
9018120000	Ultrasonic scanning apparatus	825	25.535	192.544	2.373.710
9018130000	Magnetic resonance imagingapparatus	4	75.835	915	3.700.079
9018190000	Other electro-diagnostic apparatus	61.121	829.788	1.838.413	20.503.547

I.3. IMPOR MENURUT KOMODITI / IMPORT BY HS COMMODITY
***** OKTOBER / OCTOBER 2008 *****

HS	Uraian Komoditi Commodity Description	Berat Bersih / Net Weight (Kg)		Nilai / Value C.I.F (US\$)	
		Bulan ini	Kumulatif	Bulan ini	Kumulatif
		Current Month	Cum.Jan. to date	Current Month	Cum.Jan. to date
9018200000	Ultra-violet/infra-red ray apparatus	4.163	73.928	432.627	2.967.389
9018311000	Disposable syringes	154.509	1.126.289	951.228	7.748.345
9018319000	Other syringes, with/without needles	62.873	424.923	420.817	4.688.289
9018320000	Tubular metal needles and needles forsutures	36.487	362.430	456.887	4.409.429
9018391000	Oth. catheters	3.209	108.331	54.847	1.853.357
9018392000	Oth.tubular metal needles and needlesfor sutures	2.688	33.297	92.691	399.519
9018399000	Other instruments and appliances,used in dental science	307.337	4.032.338	2.573.400	22.951.415
9018410000	Dental drill eng.,whether/not comb.on a single bs with oth dental equip.	3.560	6.382	34.959	65.117
9018490000	Oth.dental drill eng.,whether/not comb.on a single bs with oth dental equip.	880	40.166	35.411	298.188
9018500000	Other ophthalmicinstruments&appliances	622	15.826	73.941	585.751
9018902000	Intravenous administration set (adult)	23.174	63.917	162.368	1.088.352
9018903000	Electronic instruments and appliances	730	24.188	20.723	1.439.902
9018909000	Other instruments&appliances inmedical	387.903	3.472.906	6.026.733	46.099.644
9019101000	Electr. mechano-therapy appl.massageapparatus	63.469	1.372.198	398.127	8.422.979
9019109000	Oth. electr. mechano-therapy appl.massage app.	27.701	375.960	113.594	2.419.144
9019200000	Ozone therapy,oxygen therapy, aerosoltherapy, artificial respiration/other	21.609	103.474	118.423	1.398.769
9020000000	Oth breathing appl.&gas masks, excl.protec.masks having neith. mech'l part	10.642	188.293	179.542	4.228.067
9021100000	Orthopaedic/fracture appliances	13.203	132.521	117.260	629.455
9021210000	Artificial teeth	1.382	7.017	5.277	23.612
9021290000	Other artificial teeth	1.340	7.075	4.075	147.001
9021310000	Artificial joints	0	862	0	5.572
9021390000	Other artificial joints	64	2.312	4.814	26.225
9021400000	Hearing aids, excluding parts andaccessories	2.740	3.820	6.605	14.249
9021500000	Pacemakers for stimulating heartmuscles,excluding parts&accessories	0	345	0	25.349
9021900000	Oth appl.which are worn/carried/implanin the body,to comp'ate for a defect	6.761	123.112	7.126.812	66.757.698
9022120000	Computed tomography apparatus	15.816	87.386	945.638	7.098.072
9022130000	Oth. computed tomography apparatusfor dental use	1.157	9.592	47.274	329.139
9022140000	Oth. computed tomography apparatusfor medical, surgical/veterinary uses	30.876	197.375	1.707.776	10.236.485
9022191000	X-ray app for the physical inspectionof solder joints on PCB/PWB assemblies	165	27.203	8.289	524.572
9022199000	X-ray apparatus for other uses	12.117	198.472	767.744	8.945.601
9022210000	Alpha,beta/gamma radiations app formedic.surgical,dental/veterinary uses	4.823	75.338	128.112	1.947.119
9022290000	Alpha, beta/gamma radiationsapparatus for other uses	1.795	158.956	228.807	14.157.513
9022300000	X-ray tubes for medical, surgical,/veterinary uses	348	7.161	154.478	1.055.968
9022901000	Parts&acc.of x-ray app f the physicalinspec.of solder joints on PCAs	389	5.436	17.768	84.646
9022909000	Parts & accessories for other x-ray,alpha,beta/gamma radiations apparatus	4.960	160.636	301.130	4.251.603
9023000000	Instrum. app.&models,for demonstra'nalpurp.(exam. in education/exhibitions)	134.554	516.854	7.976.471	24.118.723
9024101000	Machines and appliances for testingmetals, electrically operated	1.970	136.990	5.000	2.634.077
9024109000	Machines and appliances for testingmetals, non-electrically operated	6.527	105.084	102.384	1.480.164
9024801000	Machines & appliances for testingother material, electrically operated	19.772	89.850	498.805	6.045.561
9024809000	Machines &appliances for testing othermaterial, non-electrically operated	5.054	127.989	201.740	2.716.830
9024901000	Parts&acc. for elec. operated machinesand appliances for testing materials	940	15.956	56.423	818.685
9024902000	Parts&acc.for non-elect'lly operatedmachines&appl. for testing materials	275	3.927	9.200	159.365
9025110000	Thermometers&pyrometers not combinedwith oth instruments, liquid filled	10.061	138.235	56.926	1.483.386
9025191000	Thermometers&pyrometers not combinedwith oth instruments, electrical	7.171	147.190	148.008	2.323.466
9025192000	Thermometers&pyrometers not combinedwith oth instruments, non electrical	2.868	76.279	184.581	1.865.793
9025801000	Temperature gauges for motor vehicles	310	13.989	52.163	225.794
9025802000	Oth. temperature gauges for motor vehic.electrical	4.551	159.779	81.992	2.392.254
9025803000	Oth. temperature gauges for motor vehic.non electrical	2.986	60.297	41.947	700.707
9025901000	Parts and accessories for electricallyoperated instruments	5.232	45.306	56.587	344.664
9025902000	Parts & accessories for non-electrically operated instruments	2.686	24.781	46.425	668.384
9026101000	Level gauges for motor vehicleselectrically operated	12.476	80.782	270.196	1.716.323
9026102000	Level gauges for motor vehicles notelectrically operated	7.493	83.847	137.161	1.453.647
9026103000	Oth measur/checking the flow/level ofliquids instrum.,elec.oprt	31.301	548.456	1.604.318	15.449.916
9026109000	Oth measur/checking the flow/level ofliquids instrum.,not elec.op	17.483	193.594	487.382	3.465.193
9026201000	Presure gauges for motor vehicles,electrically operated	300.743	361.333	146.727	1.343.257
9026202000	Presure gauges for motor vehicles,not electrically operated	4.274	31.415	137.183	428.009
9026203000	Other measuring/checking pressureinstruments, electrically operated	40.403	708.831	1.458.732	12.358.205
9026204000	Other measuring/checking pressureinstruments, not electrically operated	20.366	242.538	264.226	2.872.344
9026801000	Oth instruments/app. for measuring, electrically operated	74.697	219.085	781.712	5.409.396
9026802000	Oth instruments/app. for measuring,not electrically operated	35.055	335.848	391.461	2.453.351
9026901000	Parts&acc. for electrically operatedinstruments and apparatus	35.046	220.515	1.518.044	11.826.306
9026902000	Parts&acc.for nn-electrically operatedinstruments and apparatus	11.268	153.581	187.291	3.360.405
9027101000	Gas/smoke analysis apparatus,electrically operated	4.522	182.328	195.617	4.878.273
9027102000	Gas/smoke analysis apparatusnot electrically operated	3.214	16.685	65.825	469.145
9027201000	Chromatographs&elektrophoresis instrum, electrically operated	2.280	20.115	144.141	1.422.692
9027202000	Chromatographs&elektrophoresis instrum, not electrically operated	175	2.007	5.212	82.561
9027301000	Spectrometers,sp.photometers&sp.graphsuse optic radiat,elect'lly operated	18.515	70.082	797.249	4.994.564
9027302000	Spectrometers,sp.photometers&sp.graphsuse optic radiat,nt-elect'lly operated	877	3.981	7.612	420.349
9027501000	Oth instrum.&app.using optic radiat'ns(uv, visible, ir), elect'lly operated	9.045	81.619	1.604.849	8.222.613
9027502000	Oth instrum.&app.using optic radiat'ns(uv, visible,ir),not-elect'lly operated	415	7.678	53.458	960.628
9027801000	Exposure meters	9.067	13.898	98.929	775.403
9027802000	Coagulometers	1.789	34.024	378.016	2.550.310
9027803000	Other instruments and apparatuselectrically operated	10.054	144.829	807.930	9.689.079

I.3. IMPOR MENURUT KOMODITI / IMPORT BY HS COMMODITY
***** OKTOBER / OCTOBER 2008 *****

H S	Uraian Komoditi Commodity Description	Berat Bersih / Net Weight (Kg)		Nilai / Value C.I.F (US\$)	
		Bulan ini	Kumulatif	Bulan ini	Kumulatif
		Current Month	Cum.Jan. to date	Current Month	Cum.Jan. to date
9027804000	Other instruments and apparatus not electrically operated	3.421	41.051	554.037	3.121.510
9027901000	Parts&acc.includg PCA of h 90.27,othfor gas/smoke analysis app.µtomes	8.406	27.927	275.198	1.297.794
9027909100	Parts&acc. of gas/smoke analysis app.and microtomes, electrically operated	4.465	45.008	129.849	1.372.135
9027909900	Parts&acc. of gas/smoke analysis app.µtomes,not-electrically operated	17.988	257.796	251.744	4.644.852
9028101000	Gas meters of a kind mounted in gascontainers	13.148	105.289	78.470	586.445
9028109000	Other gas meters of kind mounted in gas containers	11.467	173.872	82.182	2.305.389
9028201000	Totalizing water meters	33.996	550.925	137.687	1.871.048
9028209000	Other liquid meters	65.775	413.927	446.850	2.508.067
9028301000	Kilowatt hour meters	2.765	262.351	94.010	5.085.665
9028309000	Other electricity meters	57.928	372.206	378.382	2.894.541
9028901000	Water meter housings/bodies	5.770	233.079	13.894	1.512.349
9028909000	Oth parts&accessories of gas, liquid/electricity supply/production meters	130.544	2.124.759	1.483.329	23.561.875
9029102000	Taximeters	245	16.191	3.341	76.037
9029109000	Mileometers, pedometers and the like	10.446	109.373	142.629	1.514.982
9029201000	Speedometer for motor vehicles	115.405	1.006.025	1.339.121	10.431.269
9029202000	Tachometers for motor vehicles	42.697	330.233	427.784	3.824.973
9029209000	Oth speed indicators&tachometers;stroboscopes	40.350	435.942	954.881	11.632.210
9029901000	Parts&acc.of goods of sub h 9029.10/of stroboscopes of subheading 9029.20	68.386	583.005	1.094.009	9.048.703
9029902000	Parts and accessories of goods of subheading 9029.20	82.901	841.677	2.666.493	22.806.905
9030100000	Instruments & apparatus for measuring/detecting ionising radiations	1.140	33.014	132.318	2.161.132
9030200000	Cathode-ray oscilloscopes &cathode-ray oscillographs	2.977	45.521	181.445	1.141.124
9030310000	Multimeters without a recording device	15.541	113.414	45.690	823.203
9030320000	Multimeters with a recording device	2.574	18.196	4.191	209.509
9030331000	Instruments and apparatus for measuring/check voltage without a rec. device	22.390	217.324	3.407.513	14.655.505
9030332000	Impedance-measuring instruments and apparatus designed to provide visual	146	20.680	1.967	4.027.925
9030333000	Ammeters and voltmeters for motor vehicles	2.933	16.806	18.525	174.790
9030339000	Oth instr&app for meas'g/check.voltagecurr.resist./power,w/o record. device	16.005	302.527	181.500	4.054.838
9030390000	Other heading 90.30with a recording device	15.713	281.791	858.531	8.433.429
9030400000	Other instruments and apparatus,designed for telecommunications	3.123	10.219	615.733	2.045.523
9030821000	Wafer probers	1.458	17.629	271.811	1.311.631
9030829000	Oth instrum.&app.for measuring/checking semiconductor wafers/devices	7.853	72.897	1.153.841	7.045.958
9030841000	Instruments & app., with a recordingfor measure, check electrical quantities	292	12.061	73.177	1.190.496
9030849000	Oth instru. and app., with a recordingfor measure, check electrical quantities	6.240	7.415	268.297	433.111
9030891000	Instru.&app.s,w/o recording device for goods other than subheading 9030.39	438	1.668	27.503	172.781
9030899000	Other instruments & apparatus,without recording device	1.619	85.766	378.105	3.480.735
9030901000	Parts&accessories including PCA of goods of subhead 9030.40&9030.82	1.276	17.685	44.375	814.410
9030902000	Parts&acc. of instrum.&app for measure/check elect'al quantities on PCB&PCAs	1.027	8.961	77.250	1.121.476
9030903000	Parts&acc.of optical instrum.&appl.for measuring/checking PCB/PWBs&PCAs	0	3.304	0	223.524
9030909000	Other parts&accessories of goods ofhead 90.30	7.006	112.868	475.866	5.478.987
9031101000	Machines for balancing mechanicalparts, electrically operated	34.128	312.102	585.671	8.589.745
9031102000	Machines for balancing mechanicalparts, not electrically operated	0	12.301	0	108.687
9031201000	Test benches, electrically operated	15.619	154.009	275.444	7.592.502
9031202000	Test benches,not electrically operated	3.296	23.816	37.573	449.801
9031410000	Oth optical instrum.&appl.for inspec.s.cond.wafers/devices/p.masks/reticles	26	6.506	3.276	45.386
9031491000	Optic' instrum&appl.for measur surfaceparticulate contam. on s.cond. wafers	1	1.337	69.480	178.899
9031492000	Optical error verification&repair app.for PCB/PWBs and PCAs	0	687	0	20.118
9031493000	Optical instrum.&appl. for measuring/checking PCB/PWBs&PCAs	0	2.637	0	223.102
9031499000	Other optical instruments and appliances for other purposes	5.249	179.956	380.241	7.840.405
9031801100	Cable test equipment, electricallyoperated	26.076	146.660	510.960	2.928.617
9031801900	Cable test equipment, not electricallyoperated	246	10.445	30.768	563.388
9031809200	Other instruments, appliances&machines of head 90.31, electrically operated	80.192	1.267.779	2.527.628	25.136.696
9031809900	Other instruments, appl.&machines ofhead 90.31, not electrically operated	17.478	156.527	708.142	6.613.002
9031901100	Parts&acc.incl.PCA of optical instrum.&appl.for inspecting s.cond. wafers	1.498	3.863	13.486	129.087
9031901200	Parts&acc.of optical error verif.&repair app.for PCB/PWBs&PCAs	312	364	8.025	8.913
9031901300	Parts&acc.of optic. microscopes fittedw/equip.for hand&trans.of s.cond wafer	100	2.352	3.109	96.951
9031901900	Parts&accessories for otherelectrically operated equipment	13.567	123.308	762.928	3.618.247
9031902000	Parts&accessories for non-electricallyoperated equipment	4.337	28.586	61.172	484.374
9032101000	Thermostats, electrically operated	122.714	749.677	806.195	5.581.740
9032102000	Thermostats, not electrically operated	7.835	105.903	86.582	668.828
9032201000	Manostats, electrically operated	316	15.472	14.957	350.651
9032202000	Manostats, not electrically operated	109	10.080	3.777	63.232
9032810000	Hydraulic/pneumatic regulating/ctrlinginstrumens and apparatus	9.392	133.279	207.407	2.710.567
9032891000	Instru.&app.fitt.with anautomatic dataprocess.mach. for controll the propul.	9.576	98.611	392.610	4.182.434
9032892000	Automatic instrum.&app.for controllingchem./electro-chem.solutions in PCA/PWE	63	72.834	1.223	473.753
9032893100	Automatic regulating voltage units(stabilizers)	126.481	1.435.708	161.858	2.511.930
9032893900	Oth automatic regulating/controllinginstrum.&app., electrically operated	168.691	743.442	975.870	8.588.005
9032899000	Oth automatic regulating/controllinginstrum.&app.not electrically operated	155.718	1.425.754	3.257.887	37.081.792
9032901000	Parts and accessories of goods ofsubheading 9032.89.10	75	3.759	10.371	106.143
9032902000	Parts and accessories of goods ofsubheading 9032.89.20	0	553	0	44.023
9032903000	Parts and accessories of other goods,electrically operated	14.354	161.503	260.593	3.187.140
9032909000	Parts and accessories of other goods,not electrically operated	30.086	294.148	978.631	11.479.975
9033001000	Parts&acc. for machines,appl.,instrum.of chapter 90 for elect'y operated	38.065	329.779	788.379	11.404.872
9033002000	Parts&acc. for mach.appl.,instrum.ofchap. 90 for not electrically operated	163.993	320.084	604.987	5.249.751

I.3. IMPOR MENURUT KOMODITI / IMPORT BY HS COMMODITY
***** OKTOBER / OCTOBER 2008 *****

HS	Uraian Komoditi Commodity Description	Berat Bersih / Net Weight (Kg)		Nilai / Value C.I.F (US\$)	
		Bulan ini	Kumulatif	Bulan ini	Kumulatif
		Current Month	Cum.Jan. to date	Current Month	Cum.Jan. to date
9101110000	Elec'ly wrist-watches,whether/not withastopwatch fac'ty,wi mech.display only	0	413	0	34.977
9101190000	Elec'ly wrist-watches,whether/not withastopwatch facility,with oth display	30	6.574	2.750	254.439
9101290000	Oth wrist-watches,whether/not withastop-watch fac'ty,w non auto. winding	8.275	15.549	308.952	450.649
9101910000	Other wrist-watches, electricallyoperated	4.123	5.095	654.472	656.587
9101990000	Other wrist-watches, not electricallyoperated	0	1.439	0	50.242
9102110000	Elec'ly wrist-watches oth head 91.01,wh'er/not w astop.w. fact,w/mech.dspl	1.023	10.250	196.292	1.374.828
9102120000	Elec'ly wrist-watches oth head 91.01,w/nw a s.watch fac'ty,w op-elec.displ	0	3.169	0	5.781
9102190000	Elec.ly wrist-watches othh91.0,whether/not w/astopwatch fact,w/oth display	24.559	752.575	84.705	2.217.610
9102210000	Oth wrist-watches oth h91.01, whether/nt with a s.watch fac'ty,w/autom.wndg	757	32.254	79.917	5.446.309
9102290000	Oth wrist-watches oth h91.01, whether/nt w/a s.watch fac'ty,w/n.autom.wndg	52.628	522.181	126.192	1.816.934
9102911000	Stop-watches, electrically operated	2	13.438	820	32.889
9102919000	Other wrist-watches oth head 91.01,electrically operated	2.450	11.842	10.105	64.351
9102990000	Other wrist-watches oth head 91.02,electrically operated	33.182	475.966	144.394	1.164.295
9103100000	Clocks with watch movements, excludingclocks ofh91.04.,electrically operated	0	19.142	0	43.737
9103900000	Clocks with watch movements, excludingclocks ofh91.04.,not elec'ly operated	59	1.027	660	3.717
9104001000	Instrument panel clocks & clocks of asimilar type, for vehicles	3.858	38.670	312.490	2.078.265
9104002000	Instrument panel clocks & clocks of asimilar type, for aircraft	0	15	0	14.975
9104003000	Instrument panel clocks & clocks of asimilar type, for vessels	0	85	0	692
9104009000	Instrument panel clocks & clocks of asimilar type, for spacecraft	0	135	0	28.835
9105110000	Alarm clocks, electrically operated	14.965	259.902	26.740	382.011
9105190000	Alarm clocks,not electrically operated	7.951	221.833	18.269	687.576
9105210000	Wall clocks, electrically operated	9.517	108.202	41.435	407.957
9105290000	Wall clocks, not electrically operated	32.070	393.467	92.645	1.146.974
9105910010	Marine and similar chronometers(oth. than clocks of heading 91.04)	0	1.435	0	3.957
9105910020	Public clocks for building; clocks forcentralised electric clock systems	0	1.139	0	1.855
9105910090	Oth. Clocks, electrically operated	5.063	71.761	4.139	231.086
9105990010	Oth. marine and similar chronometers(oth. than clocks of heading 91.04)	0	5	0	574
9105990090	Oth. Clocks, not electrically operated	6.490	50.176	20.196	170.494
9106100000	Time-registers; time-recorders	8.978	103.774	203.806	987.416
9106900000	Oth time record.&intervals of time appw/clock/watch move./with synchron.mtr	17.198	159.342	134.310	1.174.361
9107000000	Time switches with clock/watchmovement/with synchronous motor.	15.809	120.438	178.989	1.390.911
9108110000	Watch move., comp.&assem. with mech.display only, electrically operated	0	3	0	54
9108120000	Watch movements,comp.&assem.with opto-elect'nic display only, elect'ly oprtd	0	1	0	23
9108190000	Other watch movements, complete &assembled, electrically operated	19	45.828	46	155.720
9108200000	Watch move., comp.&assem. with mech.-with automatic winding	96	401	5.589	25.430
9108900000	Other watch movements, complete &assembled, not electrically operated	344	7.240	704	36.782
9109110000	Clock movements of alarm clocks,compl.and assembled, electrically operated	0	6.723	0	12.736
9109190000	Clock movements of oth clocks, compl.&assembled, electrically operated	217	135.620	1.856	477.280
9109900000	Clock movements, complete andassembled, not electrically operated	137	99.179	380	246.669
9110110000	Complete movements, unassem./partlyassem.(movement sets) of watches	1.326	35.234	30.404	526.545
9110190000	Rough movements of watches	0	54	0	916
9110900000	Oth. compl/incomplete movements,unassem.or assembled (movement sets) of c	0	15.617	0	61.773
9111200000	Watch cases of base metal, whetheror not gold/silver-plated	1.023	9.192	3.839	32.527
9111800000	Other watch cases	5.056	39.890	28.569	712.917
9111900000	Parts of watch cases	317	18.986	1.163	30.794
9112200000	Clock cases and cases of a similartype for other goods of this chapter	575	7.747	974	13.933
9112900000	Part of clock cases&cases of a similartype for other goods of this chapter	88	8.168	834	24.706
9113100000	Watchstraps,watch band&watch braceletsof precious mtl/of mtl clad w/prec.mtl	15	85	23.930	97.232
9113200000	Watchstraps,watch bands& bracelets,of base metal,wheth/not gold/s plated	255	13.489	8.990	40.469
9113900000	Other watchstraps, watch bands &watch bracelets	11.034	129.553	21.442	875.921
9114100000	Springs, including hair-springs ofclock/watch	0	217	0	2.558
9114200000	Jewels of clock/watch	0	868	0	1.957
9114300000	Dials of clock/watch	266	12.981	1.371	38.670
9114400000	Plates and bridges of clock/watch	0	4.998	0	5.169
9114900000	Other parts of clock/watch	12.135	237.686	30.890	706.799
9201100000	Upright pianos	1.531	103.915	8.979	380.716
9201200000	Grand pianos	0	57.595	0	615.131
9201900000	Oth pianos,including automatic pianos;harpisichords&oth keybrd string.instr.	52.401	406.647	113.486	801.660
9202100000	String musical instruments playedw/a bow	2.881	34.298	37.607	259.717
9202900000	Other string musical instrumentsplayed	39.307	200.697	215.251	1.167.858
9205100000	Brass-wind instruments	3.482	38.323	10.989	136.512
9205901000	Keyboard pipe organ; harmonium & similarkeyboard instrum with free metal reed	580	96.569	1.259	370.053
9205909000	Oth. keyboard pipe organs, harmoniumswith free metal reeds	32.620	340.498	162.749	2.344.931
9206000000	Percussion musical instruments(fororex, drm,xylophones,cymbals,castanets)	36.493	1.033.930	134.495	4.010.813
9207100000	Keyboard instruments, other thanaccordions	23.982	293.613	178.064	2.577.513
9207900000	Oth musical instruments,the sound isproduc/must be amplified,electrically	20.219	404.500	57.332	3.427.442
9208100000	Musical boxes	5.145	48.543	46.153	249.230
9208901000	Decoy calls, call horns &other mouthblown sound signalling instruments	100	23.795	515	120.568
9208909000	Oth musical instruments not fallingwithin any oth heading of this chapter	1.151	87.649	2.858	253.755
9209300000	Musical instrument strings	34.986	341.408	292.084	3.078.539
9209911000	Strung backs, keyboards and metalframes for upright pianos	314.402	2.864.239	1.743.127	15.738.816
9209919000	Other parts and accessories for pianos	458.313	5.822.184	3.767.096	37.761.036
9209920000	Parts & accessories for the musicalinstruments of heading 92.02	156.473	1.244.873	1.303.547	9.855.228

I.3. IMPOR MENURUT KOMODITI / IMPORT BY HS COMMODITY
***** OKTOBER / OCTOBER 2008 *****

H S	Uraian Komoditi Commodity Description	Berat Bersih / Net Weight (Kg)		Nilai / Value C.I.F (US\$)	
		Bulan ini Current Month	Kumulatif Cum.Jan. to date	Bulan ini Current Month	Kumulatif Cum.Jan. to date
9209940000	Parts & accessories for the musicalinstruments of heading 92.07	14.291	1.456.658	209.235	13.785.698
9209990000	Parts & accessories for other musicalinstruments	66.136	754.469	2.371.527	20.588.299
9301110000	Artillery weapons (for example, guns,howitzers & mortars), self-propelled	0	2.875	0	111.999
9301190000	Artillery weapons(for ex.guns,howitzer& mortars), not self-propelled	913	3.494	431.500	2.820.467
9301200000	Rocket launchers;flame-throwers;grenadelaunchers; torpedo tub&sim. projectors	0	17.000	0	384.500
9301900000	Oth military weapons,o than revolvers,pistols & the arms of heading 93.07	482	19.367	286.602	3.855.539
9302000000	Revolvers and pistols, otherthan those of heading 93.03/93.04.	15	625	1.842	50.876
9303100000	Muzzle-loading firearms	0	84	0	6.449
9303209000	Oth sporting/target-shooting shotguns,including combination shotgun-rifles	0	1.252	0	352.642
9303900000	Oth firearms&sim. device which operateby the firing of an explosive charge	0	1.288	0	295.547
9304009000	Oth arms (for example,spring, air/gasguns&pistols),excl.those of head 93.07	26	2.328	412	19.445
9305100000	Parts and accessories of revolvers/pistols	0	12	0	3.130
9305219000	Shotgun barrels of other shotguns	0	4.429	0	57.541
9305910000	Parts and accessories of militaryweapons of heading 93.01	0	113	0	55.119
9305999000	Parts and accessories of other arms	1.743	1.904	14.881	20.006
9306210000	Cartridges for shotgun and air gun	629	15.255	3.454	57.906
9306290000	Parts of cartridges, gun pellets	0	6.101	0	414.174
9306301000	Oth cartridges&parts thereof use forrevolvers & pistols of heading 93.02	0	12	0	1.076
9306302000	Cartridges for riveting/similar toolsor for captive-bolt humane killers and	0	837	0	33.543
9306309000	Other cartridges and parts thereof usefor other arms	0	594	0	2.403
9306900000	Other cartridges, missiles and similarammunitions of war & parts thereof	437	15.261	3.191	2.951.455
9307000000	Swords,cutlasses,bayonets,lances&similar arms&parts thereof &scabbards	0	459	0	20.029
9401100000	Seats of a kind used for aircraft,convertible into beds	42	8.352	2.055	92.156
9401200000	Seats of a kind used for motorvehicles, converti-ble into beds	62.161	377.854	456.229	2.620.185
9401300000	Swivel seats with variable heightadjustment	63.013	2.627.692	196.776	7.138.697
9401400000	Seats other than garden seats/camping	66.255	676.905	186.588	1.777.750
9401510010	Seats of rattan	1.736	5.095	6.078	16.368
9401510090	Other seats of rattan	0	5.608	0	25.753
9401590000	Other seats of bamboo/rattan	549	98.205	3.088	76.239
9401610000	Upholstered	129.482	1.426.149	471.772	4.709.835
9401690000	Other upsholstered	45.223	756.488	239.806	2.310.243
9401710000	Other seats, with metal frames,upholstered	430.355	3.643.960	1.220.198	9.319.390
9401790000	Other seats, with metal frames, notupholstered	241.659	3.355.115	557.055	6.036.437
9401801000	Baby walkers	3.259	70.454	10.352	177.893
9401809000	Other seats	78.782	797.400	184.583	1.663.481
9401901010	Parts of aircraft seats of plastics	21.329	64.373	178.210	885.467
9401901090	Oth parts of aircraft seats of plastics	402	61.947	4.942	1.344.601
9401902000	Parts of baby walkers	0	815	0	632
9401909100	Parts of seats of goods of subheading9401.20.00/9401.30.00	420.278	3.838.326	3.095.272	28.605.682
9401909910	Oth.of goods of subheading of plastic9401.20/9401.30	17.821	489.763	28.431	879.334
9401909990	Oth.of goods of subheading9401.20/9401.30	336.911	4.758.686	2.012.009	27.327.313
9402101000	Dentists' chairs	29.304	274.897	252.515	2.376.124
9402103000	Barbers' and hairdressers' chairs andparts	8.163	185.473	4.677	444.665
9402109000	Other dentists, hairdressers & barberschairs and part thereof	9.518	347.159	63.163	1.064.762
9402901000	Fumtr.designed for medical,surgical/veterinary surg.purp.&parts thereof	20.011	233.261	156.360	1.157.101
9402909000	Oth. fumtr.design for medical,surgical/veterinary surg.purp.&parts thereof	106.226	1.319.213	411.830	5.883.856
9403100000	Mtl furniture of a kind used in office	170.533	3.850.492	307.414	4.124.314
9403200000	Other metal furniture	513.278	7.766.512	1.142.778	13.415.172
9403300000	Wooden furniture of a kind usedin offices	155.115	7.740.029	293.623	9.420.525
9403400000	Wooden furniture of a kind usedin the kitchen	29.571	1.916.522	49.367	1.987.205
9403500000	Wooden furniture of a kind usedin the bedroom	344.994	5.852.266	515.808	7.441.733
9403600000	Other wooden furniture	433.594	7.100.384	957.716	12.137.725
9403700000	Furniture of plastics	113.288	813.600	185.573	1.353.547
9403810010	Bedroom, dining room/living room sets ofrattan	26	28.751	70	40.388
9403810020	Bedroom, dining room/living room sets ofother materials	15.397	158.883	38.247	261.227
9403810030	Furmt. of plas. of kind used in parksgardens/vestibules	0	4.374	0	4.209
9403810040	Fume cupboards for use in medicallaboratories	0	863	0	3.752
9403810090	Other furniture of bamboo or rattan	3.195	120.493	12.443	425.352
9403890010	Bedroom, dining room/living roomsets of other materials	6.453	785.580	8.574	1.058.896
9403890020	Oth furniture of a kind used in parks,garden/vestibules	0	89.417	0	116.695
9403890030	Fume cupboards for use in medical lab.of cane,osier,bamboo/similar materials	0	28.207	0	134.003
9403890090	Other furniture	135.106	1.243.109	219.969	1.921.639
9403900000	Parts of other furniture	268.558	3.859.193	671.498	7.327.940
9404100000	Mattress supports	3.263	103.404	14.501	365.375
9404210000	Mattresses of cell. rubber/plastics,whether/not covered	24.230	481.681	70.787	502.247
9404291000	Mattress springs of other materials	18.060	277.453	75.017	1.001.248
9404292000	Mattress of hyperthermia/hyphothermiatype of other materials	0	304	0	1.248
9404299000	Other mattress of other materials	74.002	409.794	86.829	630.757
9404300000	Sleeping bags	7.757	34.175	54.337	163.077
9404901000	Quilts, bedspreads and mattressprotectors	1.736	61.697	13.139	313.975
9404909000	Other articles of bedding and similarfurnishing	39.681	1.138.310	149.914	2.262.607
9405102000	Surgical lamps of ceiling/walllighting fittings	850	56.462	10.320	137.489
9405103000	Spotlights of ceiling/wall lightingfittings	49.329	454.352	264.108	2.588.645

I.3. IMPOR MENURUT KOMODITI / IMPORT BY HS COMMODITY
***** OKTOBER / OCTOBER 2008 *****

H S	Uraian Komoditi Commodity Description	Berat Bersih / Net Weight (Kg)		Nilai / Value C.I.F (US\$)	
		Bulan ini	Kumulatif	Bulan ini	Kumulatif
		Current Month	Cum.Jan. to date	Current Month	Cum.Jan. to date
9405109000	Oth chandeliers&oth elec ceiling/walllight.fittng,exc.of apublic spac.light	521.031	5.266.975	2.240.878	21.253.981
9405201000	Surgical lamps of electric table,desk,bedside/floor-standing lamps	0	36	0	1.847
9405209010	Elect. table of spotlights	10.924	190.780	18.241	325.429
9405209090	Oth. elect. table, desk	171.613	1.746.027	444.290	4.918.685
9405300000	Lighting sets of a kind used forchristmas trees	39.317	234.648	65.748	560.447
9405401000	Surgical lamps, incl. operat lights;pilot lamp assem for elec.-thermic dom	229	10.722	17.866	76.352
9405402000	Searchlights	6	2.439	20	11.512
9405404000	Oth. electr. lamps of spotlights	21.088	265.328	153.535	1.407.800
9405405000	Street lamps/lanterns	28.761	324.187	208.605	1.531.635
9405406000	Other exterior lighting, other thanstreet lamps/lanterns	12.800	123.709	190.360	1.420.590
9405407000	Non-flashing aerodrome beacons;lampsfor railwayloc.aircraft,ships ofbs mtl	1.672	21.519	103.105	1.058.502
9405408000	Pilot lamp assemblies for electrodomestic appliances of heading 85.16	254	3.935	4.648	12.204
9405409010	Fibreoptic operation headlights	214	4.701	7.779	218.263
9405409090	Oth electric lamps,including oth eleclamps&lighting fittings of wood	44.768	998.867	271.132	7.828.582
9405501100	Non elect. lamps&flighting fittings -of brass, for religius rites	0	68	0	605
9405501900	Oth. non elect. lamps&flighting fittings	0	26.134	0	108.933
9405504010	Hurricane lamps of base metal	4.276	27.512	6.266	46.384
9405504090	Other hurricane lamps	0	72.087	0	89.830
9405509011	Oil lamps of brass, used for relig.rites	0	1.515	0	1.523
9405509012	Oil lamps of other base metal,or of wood	0	562	0	13.405
9405509013	Oil lamps of plast, stone, ceramic,-glass	0	6.131	0	9.192
9405509019	Other oil lamp of plastic	0	770	0	3.035
9405509020	Miners lamps and quarrymens lamps	621	1.749	6.421	9.078
9405509090	Other miners lamps & quarrymenslamps	2.670	38.025	15.882	321.128
9405601000	Property protection warning signs,street name plates,road&traffic signs	8.074	60.541	21.364	454.602
9405609010	Property protection warning signs,of stone/ceramic	449	481	1.323	1.383
9405609090	Other property protection warningsigns	16.420	295.618	47.367	1.077.234
9405911000	Parts of glass for surgical lamps	0	16.063	0	70.137
9405912000	Parts of glass for spotlights	0	3.278	0	16.588
9405914000	Glass globes and chimneys for otherlamps	0	17.720	0	37.539
9405919000	Parts of glass of other lamps	86.642	794.404	506.924	4.123.419
9405921000	Parts of plastics for surgical lamps	0	139.973	0	500.225
9405922000	Parts of plastics for spotlights	1.034	2.286	2.431	9.151
9405929000	Parts of plastics for other lamps	165.012	1.429.848	227.468	2.439.367
9405991000	Lampshades of textile materials	1.430	6.868	14.475	36.624
9405999010	Frames for miners/quarrymenslamps	0	302	0	1.026
9405999090	Other, for the miners lamps, surgical	200.277	1.733.584	422.806	4.009.055
9406001000	Greenhouses fitted with mechanical/thermal equipment	611.996	623.048	284.029	317.249
9406009200	Other prefabricated buildings of wood	416	31.786	1.410	182.428
9406009400	Other prefabricated buildingsof iron/steel	113.666	5.166.843	451.423	17.087.809
9406009900	Other prefabricated buildings of othermaterials	226.548	3.042.821	775.050	17.702.415
9503001000	Tricycles, scooters, pedal cars andsimilar wheeled toys; dolls carriages	87.063	2.145.030	266.955	5.572.111
9503002100	Dolls, whether/not dressed	72.635	1.139.063	206.425	2.863.808
9503002200	Garments and garments accessories;footwear and headgear	3	18.120	200	679.910
9503002900	Other garments and garm. accessories;footwear and headgear	8.775	434.349	192.467	4.991.119
9503003000	Electric trains, includ tracks, signalsand other accessories therefor	5.284	220.300	27.130	523.160
9503004100	Model aircraft assembly kits	11.041	99.993	52.866	238.897
9503004900	Other model aircraft assembly kits	715.975	4.753.240	1.193.933	7.229.190
9503005000	Other construction sets&constructionaltoys, of materials other than plastics	16.211	212.654	261.213	1.537.834
9503006000	Stuffed toys representing animals/non-human creatures, puzzles	57.660	822.906	135.882	1.851.015
9503007100	Toys of jigsaw/picture puzzles	1.195	61.356	6.815	211.270
9503007900	Other toys of jigsaw/picture puzzles	157.950	1.405.251	696.169	4.412.738
9503009100	Numerical, alphabetical/animalblock/cut-outs; word builder sets;	2.994	79.957	7.562	315.075
9503009200	Skipping ropes	944	21.301	1.381	27.765
9503009300	Marbles	479.181	2.274.749	77.674	417.501
9503009900	Other of goods of sub heading95.03.00.9	1.075.365	16.058.025	2.526.374	36.494.628
9504100000	Video games of a kind used with atelevision receiver	39.695	1.123.518	174.624	3.673.163
9504202000	Tables for billiards of all kinds	24.184	138.393	8.457	175.069
9504209000	Other articles and accessories forbilliards	32.221	381.772	20.583	623.112
9504300000	Oth games, operated by coins, banknotesbank cards, tokens/by other means	50.968	1.267.234	124.892	4.153.995
9504400000	Playing cards	182.049	2.442.555	118.145	1.935.741
9504901000	Bowling requisites of all kind	131	13.779	349	39.037
9504902000	Darts and parts and accesories of darts	28	158.857	149	16.376.227
9504903900	Other tables designed for use withcasino games	0	6.802	0	29.552
9504909100	Tables designed for games	41	172	68	427
9504909900	Other tables designed for games	30.321	528.329	125.198	11.607.108
9505100000	Articles for christmas festivities	118.839	551.709	649.158	2.462.834
9505900000	Festive,carnival/oth entertn.articlesincl conjuring tricks & novelty jokes	106.853	591.099	276.697	1.607.721
9506110000	Skis of snow-skis	0	10.107	0	40.605
9506120000	Ski-fastenings (ski-bindings)	0	119	0	706
9506190000	Other snow-ski equipment	18.544	123.200	60.228	628.684
9506210000	Sailboards	99	4.571	1.619	81.187
9506290000	Other water-skis, surf-boards,sailboards& oth water-sport equipment	4.432	84.140	24.370	381.510

I.3. IMPOR MENURUT KOMODITI / IMPORT BY HS COMMODITY
***** OKTOBER / OCTOBER 2008 *****

H S	Uraian Komoditi Commodity Description	Berat Bersih / Net Weight (Kg)		Nilai / Value C.I.F (US\$)	
		Bulan ini	Kumulatif	Bulan ini	Kumulatif
		Current Month	Cum.Jan. to date	Current Month	Cum.Jan. to date
9506310000	Clubs for golf, complete	3.835	127.594	14.949	220.444
9506320000	Balls for golf	8.888	55.612	15.582	107.730
9506390000	Other golf equipment	4.344	78.927	22.358	264.650
9506401000	Tables tennis	20.264	165.716	20.771	253.863
9506409000	Oth articles & equip for table-tennis	4.850	219.085	25.493	422.669
9506510000	Art. & equip. for lawn tennis racketswhether/not strung	12.540	102.351	141.488	1.482.291
9506590000	Oth. art.&equip. for lawn tennis rackets	51.845	878.349	126.565	1.943.923
9506610000	Lawn-tennis balls	2.818	36.663	1.774	77.911
9506620000	Inflatable balls	25.658	234.646	132.515	1.025.573
9506690000	Other balls, other than golf balls &table-tennis balls	321.927	2.407.074	90.854	1.004.086
9506700000	Ice skates and roller skates, incl.skating boots with skates attached	998	77.060	1.192	198.741
9506910000	Artic.&equip. for general physicsexercise, gymnastics/athletics	299.566	4.821.950	1.308.403	13.783.378
9506992000	Bows and arrows for archery;crossbows	68	3.767	263	16.983
9506993000	Nets, cricket pads, shinguards andsimilar articles	1.193	70.090	2.383	219.633
9506995010	Shuttlecocks	5.506	140.059	18.857	683.615
9506995090	Other articles and equipment for sportbut badminton	2.625	222.560	7.045	600.258
9506999000	Oth articles&equipment for oth sports;swimming pools&padding pools	15.887	358.079	58.296	2.632.054
9507100000	Fishing rods	48.242	503.064	160.853	1.750.299
9507200000	Fish-hooks, whether/not snelled	63.314	576.783	120.032	1.145.121
9507300000	Fishing reels	37.978	508.782	110.994	1.063.423
9507900000	Other fishing rods, hooks,/reels	32.752	322.839	319.526	3.256.912
9508100000	Travelling circuses and travellingmenageries	10	2.229	457	9.690
9508900000	Roundabouts,swings,shooting galleries&oth fairgrnd amus.; trave. theatres	102.569	941.009	179.715	3.668.473
9601100000	Worked ivory and articles of ivory	7	16.952	700	195.947
9601901000	Worked mother-of pearl/tortoise-shell & articles of the foregoing	126	7.293	14.245	120.413
9601909000	Other worked mother-of pearl/tortoise-shell & articles of the foregoing	23	3.172	442	44.410
9602001000	Gelatin capsules for pharmaceuticalproducts	1.329	64.316	58.045	1.089.328
9602002000	Cigar/cigarette cases, tobacco jars andhousehold ornamental articles	429	48.399	584	384.709
9602009000	Oth worked veget/minrl carving matrl&artic.ofthese matrls;ofwax,stearin,gum	5.934	150.894	2.343	1.664.751
9603101000	Brushes consisting of twigs/othersvegetable material bound together	38.128	409.177	108.372	1.072.190
9603102000	Brooms consisting of twigs/othersvegetable material bound together	49.408	635.665	85.890	894.955
9603210000	Tooth brushes, including dental-platebrushes	89.556	1.355.447	642.313	10.109.710
9603290000	Shaving brushes, hair brush, nail brush, eyelash o. toilet brush for use on men	127.024	1.070.418	209.910	1.823.843
9603300000	Artists' brushes, writing brush&similarbrushes for the applic.of cosmetics	16.536	202.792	65.184	1.136.810
9603400000	Paint, d istemper, varnish/similarbrushes ; paint pads and rollers	335.932	3.162.518	429.907	3.924.454
9603500000	Other brushes constituting parts of machines, appliances/vehicles	42.389	410.038	191.002	1.843.871
9603901000	Prepared knots and tufts for broom/brush making	679	24.371	3.680	282.502
9603902000	Hand-operated mechanical floorsweepers, not motorised	19.042	198.282	96.772	525.265
9603904000	Other brushes	76.921	996.029	119.602	1.241.115
9603909200	Parts for goods of subheading 9603.90.20	10	37.988	160	88.768
9603909900	Parts for goods of oth than subheading 9603.90.10	134.057	1.121.153	346.415	2.718.882
9604001000	Hand sieves and hand riddles of metal	1.117	23.853	9.624	361.245
9604009000	Hand sieves and hand riddles of other material	2.731	71.421	17.611	260.016
9605001000	Travel sets for personal toilet	3.874	31.107	11.198	189.568
9605009000	Travel sets for sewing/shoe/clothes cleaning	11.721	110.208	46.495	399.782
9606100000	Press-fasteners, snap-fasteners and press-studs and parts therefor	113.953	629.601	736.762	7.335.851
9606210000	Buttons of plastics, not covered with textile	97.272	1.210.717	1.455.149	15.587.961
9606220000	Buttons of base metal, not covered with textile	38.465	1.001.284	766.762	11.187.677
9606290000	Buttons of other material	175.187	1.737.023	1.373.185	10.403.045
9606300000	Button moulds&other parts of buttons; button blanks	11.586	159.494	147.798	2.148.163
9607110000	Slide fasteners fitted with chainscoops of base metal	61.696	1.093.197	476.249	8.981.484
9607190000	Other slide fasteners	294.250	2.766.868	2.180.971	23.110.733
9607200000	Parts of slide fasteners	287.802	3.014.226	1.035.172	11.318.280
9608101000	Ball point pens of plastics	54.935	802.013	84.964	1.641.212
9608109000	Oth. ball point pens of plastics	46.310	868.348	172.258	2.502.823
9608200000	Felt tipped & other porous-tipped pens& markers	33.396	439.575	203.436	1.477.721
9608310000	Indian ink drawing pens	1.304	16.670	2.016	24.617
9608391000	Fountain pens	26.363	140.458	49.935	394.856
9608399000	Oth. indian ink drawing pens	14.079	298.476	15.569	1.067.661
9608400000	Propelling/sliding pencils	4.045	130.505	31.749	580.104
9608500000	Sets of articles from two/more of the foregoing subheadings	2.459	67.735	5.226	142.539
9608601000	Refills for ball point pens of plastics comprising the ball point&ink reservoir	693	36.098	7.990	203.102
9608609000	Oth. refills for ball point pens of plst comprising the ball point&ink reservoir	18.521	156.791	90.295	1.291.785
9608919000	Pen nibs and nib points of other material	37.413	337.115	737.890	7.370.120
9608991000	Duplicating stylos	0	12.213	0	51.371
9608999000	Penholders, pencil-holders&similarholder parts of the foregoing articles	49.773	488.665	422.166	4.753.150
9609101000	Black pencils	75.337	1.007.670	143.054	1.720.566
9609109000	Crayons & other pencils with leads encased in a rigid sheath	98.153	1.501.609	148.008	1.901.838
9609200000	Pencil leads, black/colored	107.057	915.746	904.942	4.204.404
9609901000	Slate pencils for school slates	4.123	5.453	8.228	21.645
9609903000	Pencils & crayons other than those of subheading 9609.10.00	20.736	428.756	50.688	755.054
9609909000	Pastels, drawing charcoals, tailors' chalks	50.836	731.958	93.897	1.492.548
9610001000	School slates	748.505	780.328	558.786	585.459

I.3. IMPOR MENURUT KOMODITI / IMPORT BY HS COMMODITY
***** OKTOBER / OCTOBER 2008 *****

H S	Uraian Komoditi Commodity Description	Berat Bersih / Net Weight (Kg)		Nilai / Value C.I.F (US\$)	
		Bulan ini	Kumulatif	Bulan ini	Kumulatif
		Current Month	Cum.Jan. to date	Current Month	Cum.Jan. to date
9610009000	Oth slates&boards,with writing/drawingsurfes,whethr/not framed for o.school	26.605	127.446	24.769	425.924
9611000000	Date, seal/numbering stamps &the like hands operate	29.128	157.739	115.511	628.739
9612101000	Ribbons of textile fabric	2.654	106.720	29.749	576.219
9612109000	Ribbons of other materials	44.981	807.362	831.173	8.187.829
9612200000	Ink-pads	3.448	88.364	9.661	165.359
9613101000	Pocket lighters, gas fuelled,non-refillable of plastics	192.201	2.880.347	393.647	3.902.412
9613109000	Oth. pocket lighters, gas fuelled,non-refillable	174.942	2.563.618	242.086	2.434.679
9613201000	Pocket lighters, gas fuelled,refillable of plastics	24.543	497.285	25.797	572.460
9613209000	Oth. pocket lighters, gas fuelled,refillable	48.036	1.934.250	26.768	1.969.354
9613801000	Piezo-elect lighters for stoves&ranges	0	48.785	0	170.017
9613802000	Cigarette lighters/table lighter ofplastics	0	9	0	27
9613803000	Cigarette lighters/table lighters, oththan of plastics	4.809	54.571	103.657	993.398
9613809000	Other lighters	34.854	582.155	27.825	396.432
9613901000	Parts of refilled cartridge/other receptacles	21.213	86.312	39.198	194.802
9613909000	Other parts of lightersother than flints and wicks	92.532	559.563	686.899	4.352.709
9614009000	Oth smoking pipes, cigar.cigaetterholders and parts thereof	1.169	9.649	5.424	68.889
9615111000	Hair slides and the likeof hard rubbers/plastics	74.736	423.559	141.251	856.113
9615119000	Combs of hard rubbers/plastics	143.675	1.140.848	258.746	1.815.012
9615191000	Hair slides and the like of materialother than hard rubbers/plastics	10.751	391.114	13.259	523.884
9615199000	Combs of material other than hardrubbers/plastics	100.585	1.711.358	176.612	2.417.374
9615901100	Decorative hair pins of aluminium	0	5.900	0	15.190
9615901200	Decorative hair pins of iron/steel	2	11.447	20	14.862
9615901900	Oth. decorative hair pins	9.190	157.379	23.641	455.272
9615902000	Parts of decorative hair pins	8.595	16.422	10.036	19.651
9615909100	Parts decorative hair pins of aluminium	0	6.697	0	12.272
9615909200	Parts decorative hair pins of iron/steel	39	11.089	669	27.816
9615909900	Oth. parts of decorative hair pins	28.348	437.914	49.069	635.520
9616101000	Sprays of scent and similar toiletsprays	70.820	1.078.396	592.121	7.694.205
9616102000	Mounts and heads of the sprays	96.346	686.816	381.472	2.920.988
9616200000	Powder-puffs&pads for the applicationof cosmetics/toilet preparations	25.928	236.712	238.133	2.248.653
9617001000	Vacuum flasks and other vacuumvessels	59.928	1.339.372	231.833	2.486.646
9617002000	Parts of vacuum flasks & oth vacuumvessels other than glass inners	8	79.692	16	187.943
9618000000	Tailor' dummies & oth lay figs;auto-&oth displ.used for shop window dressing	15.820	233.942	92.596	1.188.220
9701100000	Paintings, drawings and pastels	16.594	122.146	79.723	571.996
9701901000	Colleges & similar decorative plaquesof cut flower bud,foli/oth part of plant	0	19.305	0	57.654
9701909000	Colleges & similar decorative plaquesother than of natural cork	835	148.167	5.033	314.591
9702000000	Original engravings, prints andlithographs	0	71.520	0	32.119
9703000000	Original sculptures and statuary, inany material	33.986	329.158	24.062	344.128
9704001000	Postage/revenue stamps	0	1	0	298
9704009000	Postal stationary other than postageor revenue stamps	7	1.741	6.157	9.481
9706000000	Antiques of an age exceeding onehundred years	0	4.024	0	47.415
9801101000	Sedan of head 8703 with cylinder cap <1500 cc, incompletely knocked down	81.906	2.731.406	662.672	11.110.298
9801102000	Oth vhcl of head 8703 with (4x2) systemincompletely knocked down, for person	2.233.996	18.719.689	18.841.385	145.610.407
9801201000	Vhcls of head 8704 with gross weight<=5 ton, incompletely knocked down	1	329	85	2.773
9801202000	Vhcls of head 8704 with 5 ton < grossweight <= 24 ton, incmpltly knocked down	4.540.282	41.365.806	35.444.154	266.551.150
9801203000	Vhcls of head 8704 with gross weight>24 ton,incmpltly knocked down,for good	3.147.135	69.151.585	19.204.466	154.203.967
9801301000	Vhcls of head 8702 with gross weight<=5 ton, incompletely knocked down	30.943	30.943	111.014	111.014
9801302000	Vhcls of head 8702 with 5 tons < grosweight <= 24 ton, incmpltly knocked down	191.203	7.142.174	1.421.411	14.058.852
9801303000	Vhcls of head 8702 with gross weight> 24 tons, incompletely knocked down	0	16	0	855
9802100000	Rotary internal/spark-ignition combustcomprsn-ignition pist engine, of inckd	125.949	1.950.861	1.120.175	11.640.313
9802200000	Gear boxes, of incomplete knocked downvehicles	573.002	4.496.031	8.520.434	54.129.665
9802300000	Drive-axles, of incomplete knocked downvehicles	613.893	9.259.218	2.784.571	34.412.437
9999100000	Postal packages n.c.a.k	0	2.137	0	15.208
TOTAL IMPORT		7.867.576.749	85.717.938.362	10.732.446.784	112.420.312.022

I.4. IMPOR MENURUT NEGARA ASAL / IMPORT BY COUNTRY OF ORIGIN
***** OKTOBER / OCTOBER 2008 *****

Country Code	Negara Asal Country of origin	Berat bersih / Net weight (Kg)		Nilai / Value C.I.F (U S \$)	
		Bulan ini Current month	Kumulatif Cum. Jan. to date	Bulan ini Current month	Kumulatif Cum. Jan. to date
111	JP Japan	336.827.599	3.350.658.555	1.438.493.304	12.445.290.062
112	HK Hong Kong	25.046.055	375.749.097	205.804.601	2.080.523.917
113	KP Korea, Democratic People's Republic	143	1.455.302	6.670	3.483.996
114	KR Korea, Republic Of	425.984.134	3.614.207.517	609.186.414	6.177.594.411
115	TW Taiwan	216.658.956	1.219.355.791	303.230.374	2.510.612.088
116	CN China	831.626.085	8.757.289.119	1.360.369.102	13.107.641.201
117	MN Mongolia	0	600.424	0	438.501
118	MO Macau	168.985	2.728.743	1.404.976	14.891.405
120	PG Papua New Guinea	1.683.790	22.464.700	1.487.423	18.257.652
121	TH Thailand	364.105.532	4.195.372.531	579.544.339	5.518.467.019
122	SG Singapore	1.043.540.035	13.897.904.247	1.415.115.122	19.511.787.676
123	PH Philippines	13.695.070	305.192.297	51.322.725	661.402.025
124	MY Malaysia	715.412.633	8.541.775.130	607.146.275	8.094.907.880
125	MM Myanmar (form. Burma)	1.398.923	72.012.555	714.141	28.831.711
126	KH Cambodia	15.086	229.827	134.382	1.651.399
127	BN Brunei Darussalam	320.306.458	2.509.196.119	190.278.677	2.153.666.495
128	LA Lao People's Democratic Republic	1.001	98.922	14.050	196.544
129	NP Nepal	561	908	37.477	41.103
130	BT Bhutan	1.534	7.618	30.286	315.501
131	VN Viet Nam	39.598.141	601.614.900	47.685.972	562.061.571
132	MV Maldives	0	52.658	0	938.805
133	IN India	194.824.344	2.689.122.123	251.749.924	2.604.272.287
134	PK Pakistan	3.968.514	39.320.470	5.302.888	56.093.411
135	BD Bangladesh	2.690.356	23.808.955	2.127.998	22.493.915
136	LK Sri Lanka	3.217.125	51.521.695	2.777.803	35.592.221
137	AF Afghanistan	106	20.536	336	35.162
138	ID Indonesia	526.401	11.679.047	1.248.688	17.668.529
141	IQ Iraq	0	142.000	0	109.815
142	IR Iran (islamic Republic Of)	34.338.983	211.584.393	41.664.362	253.176.650
143	SA Saudi Arabia	394.932.371	4.831.942.310	289.509.964	4.298.523.330
144	IL Israel	144.952	846.673	2.170.455	18.507.332
145	KW Kuwait	153.152.215	1.738.987.713	121.935.130	1.712.802.957
146	JO Jordan	45.262.176	388.119.255	12.297.802	96.169.744
148	LB Lebanon	44.013	7.558.443	77.867	4.998.276
149	PN Palestina	0	567	0	72.055
151	YE Yemen	37.465	1.716.270	67.434	1.069.003
152	OM Oman	1.209.865	6.722.502	4.499.170	9.076.568
153	SY Syria Arab Republic	140.782	405.983	361.507	852.984
154	TR Turkey	162.886.567	1.266.882.808	95.981.820	1.108.106.367
155	AE United Arab Emirates	38.820.700	460.632.125	30.860.581	435.635.184
156	QA Qatar	19.941.928	268.766.262	24.818.109	252.432.456
157	BH Bahrain	598.486	364.000.508	1.179.255	228.050.323
158	CY Cyprus	72	100.063	9.770	101.160
159	OD Oth.west Asia	0	613.852	0	499.456
211	EG Egypt	19.016.417	746.952.261	7.711.798	198.312.568
212	LY Libyan Arab Jamahiriya	50	417.065.926	1.000	339.624.336
213	MA Morocco	16.486.206	98.264.872	36.003.366	51.024.322
214	TN Tunisia	4.460.438	63.267.240	2.389.968	23.514.540
215	DZ Algeria	0	125.879.027	0	109.115.533
216	SD Sudan	89.992.648	776.856.413	77.791.063	691.945.759
217	ER Eritrea	0	175	0	1.205
218	LS Lesotho	0	46.290	0	1.358.920
219	NA Namibia	2.348.068	11.339.687	2.167.594	16.524.508
221	ET Ethiopia	115.675	4.277.162	473.378	6.311.846
222	TZ Tanzania, United Republic Of	4.337.055	30.026.880	4.700.007	25.529.798
223	MG Madagascar	182.839	724.222	359.467	2.775.273
224	SO Somalia	0	8.638	0	85.094
225	KE Kenya	939.036	12.123.114	815.230	10.573.780
226	RE Reunion	340.057	3.826.089	73.112	2.008.820
227	MZ Mozambique	1.321.282	14.340.884	2.153.013	14.529.804
228	BW Botswana	37	475	745	4.073
230	TG Togo	813.991	16.892.011	1.006.604	13.482.324
231	GH Ghana	740.448	7.518.147	516.087	6.832.688
232	LR Liberia	0	93.200	0	21.170
233	GN Guinea	20.349	1.747.284	12.794	1.364.507
234	AO Angola	677.200	1.284.270	451.693	944.872
235	CG Congo	4.735	1.328.129	21.574	873.074
236	CM Cameroon	691.688	10.987.944	1.127.540	17.859.986
237	NG Nigeria	2.378.253	132.244.706	3.282.190	114.752.785
238	SL Sierra Leone	36.268	180.941	38.640	174.076
239	GA Gabon	560.473	831.759	545.992	989.210
240	CI Cote D'ivoire	351.935	24.395.453	495.573	47.341.702
241	SN Senegal	736.060	3.124.222	442.264	2.085.501
242	MR Mauritania	23	1.582.830	277	975.355
243	ML Mali	100.715	2.181.675	141.551	3.145.608
244	BJ Benin	348.092	20.446.972	570.198	25.280.551
245	BF Burkina Faso	871.387	7.250.826	1.470.958	11.957.927

I.4. IMPOR MENURUT NEGARA ASAL / IMPORT BY COUNTRY OF ORIGIN
***** OKTOBER / OCTOBER 2008 *****

Country Code	Negara Asal Country of origin	Berat bersih / Net weight (Kg)		Nilai / Value C.I.F (U S \$)	
		Bulan ini Current month	Kumulatif Cum. Jan. to date	Bulan ini Current month	Kumulatif Cum. Jan. to date
247	GM Gambia	0	1.252.970	0	773.794
248	VI U.s. Virgin Islands	2.880	149.087	37.356	96.686
249	SC Seychelles	0	9.738	0	310.284
251	UG Uganda	5.040	1.786.199	299.997	4.289.254
252	CF Central African Republic	750.739	7.642.576	1.290.340	9.957.099
253	NE Niger	5.222	49.671	275.869	328.680
254	TD Chad	299.875	1.534.750	499.134	2.391.844
256	SH Saint Helena	0	40.190	0	125.194
257	ST Sao Tome And Principe	0	176	0	11.146
260	SZ Swaziland	425.565	7.185.620	511.511	10.113.831
261	ZA South Africa	33.213.173	369.187.703	43.394.931	299.900.817
262	ZW Zimbabwe	4.037.898	13.268.202	6.822.903	21.455.312
263	ZM Zambia	253.815	1.678.986	433.590	5.452.968
264	MW Malawi	284.366	2.540.019	490.560	3.615.526
267	MU Mauritius	82.048	7.499.619	158.128	14.726.577
268	RW Rwanda	0	103.552	0	90.850
298	VG Virgin Islands (british)	254.313	6.279.793	361.539	8.701.690
299	OF Other Africa	0	21	0	20.000
311	AU Australia	537.305.313	4.973.574.367	343.630.089	3.415.714.953
312	NZ New Zealand	44.372.048	560.039.504	40.936.403	636.630.796
318	FM Micronesia, Federated States Of	172	657	1.672	6.930
319	GU Guam	24	699	730	36.404
321	NR Nauru	0	8.630	0	468.501
322	NC New Caledonia	0	16.007	0	166.095
324	MP Northern Mariana Islands	0	6.569	0	25.160
328	IO British Indian Ocean Territory	0	4.267	0	117.310
331	AS American Samoa	448.969	5.160.182	695.931	9.117.717
332	CK Cook Islands	77.027	109.355	389.317	400.632
333	FJ Fiji	122	158.266	1.620	121.042
334	KI Kiribati	0	7	0	414
335	MH Marshall Islands	0	33	0	211
336	WS Samoa	8	723.286	203	2.846.398
337	SB Solomon Islands	0	12.760.017	0	3.240.469
338	TO Tonga	452	1.737.367	3.547	407.860
339	TV Tuvalu	0	20.182	0	76.891
340	CX Christmas Islands	0	2.851	0	19.888
341	UM United States Minor Outlying Island	175	7.782	500	27.549
342	CC Cocos (keeling) Islands	97.147	606.964	121.778	11.914.326
343	TK Tokelau	0	119	0	2.951
391	TL East Timor	390.691	1.557.711	678.821	2.677.371
411	US United States	534.433.862	4.918.808.487	691.005.943	6.776.879.345
412	CA Canada	230.918.144	2.439.739.758	177.878.058	1.623.971.683
421	MX Mexico	17.165.859	50.389.264	21.006.688	126.549.969
422	GT Guatemala	281	1.907.012	3.748	1.029.362
423	HN Honduras	81	838.441	3.175	360.573
424	NI Nicaragua	147.922	377.016	87.274	421.634
425	PA Panama	672.478	13.097.307	613.179	34.305.079
426	CU Cuba	0	56.133	0	77.520
427	CB Curacao	5.809	17.614.805	56.199	17.662.995
428	SR Suriname	39	111	786	2.617
431	CL Chile	26.309.870	945.632.026	21.296.621	223.309.227
432	VE Venezuela	69.000	9.380.022	241.058	12.958.289
433	AR Argentina	125.675.204	1.003.602.990	68.383.589	519.452.323
434	BR Brazil	215.861.848	1.961.203.870	150.576.266	1.114.292.928
435	CO Colombia	778.634	2.560.744	629.282	4.332.138
436	BO Bolivia	0	705.533	0	510.091
437	UY Uruguay	1.570.062	7.411.015	548.703	5.883.249
438	PY Paraguay	141.600	968.811	123.584	1.235.761
441	EC Ecuador	956.605	5.157.650	1.002.115	5.091.567
442	PE Peru	4.384.892	28.554.672	5.042.314	31.476.744
443	GY Guyana	145.030	430.342	89.919	262.414
444	TT Trinidad And Tobago	31.787.700	60.983.575	23.840.647	35.319.584
445	BS Bahamas	212.266	2.817.934	149.063	1.291.015
446	JM Jamaica	0	642.786	0	322.384
447	PR Puerto Rico	5.950.405	6.693.775	4.067.408	10.383.389
448	BZ Belize	126.000	163.532	257.137	310.020
449	DO Dominican Republic	2.399.526	8.688.852	1.519.194	3.940.608
450	SV El Salvador	232.030	1.282.930	158.941	968.760
451	CR Costa Rica	3.513.867	8.272.270	3.337.543	11.431.423
452	HT Haiti	2	247.492	51	220.562
453	BB Barbados	30.000	567.477	15.377	256.387
454	AG Antigua And Barbuda	5.233	6.929	37.440	40.053
455	AI Anguilla	0	1	0	9
456	AW Aruba	0	37	0	1.289
458	CV Cape Verde	0	388	0	15.588
460	DM Dominica	27	2.858	697	24.095
461	FK Falkland Islands (malvinas)	0	5.415	0	104.666

I.4. IMPOR MENURUT NEGARA ASAL / IMPORT BY COUNTRY OF ORIGIN
***** OKTOBER / OCTOBER 2008 *****

Country Code	Negara Asal Country of origin	Berat bersih / Net weight (Kg)		Nilai / Value C.I.F (U S \$)	
		Bulan ini Current month	Kumulatif Cum. Jan. to date	Bulan ini Current month	Kumulatif Cum. Jan. to date
462	GF French Guiana	0	137	0	4.098
463	PF French Polynesia	0	30.424	0	15.761
465	GD Grenada	2.240	42.240	17.207	45.965
467	AN Netherlands Antilles	15.198	143.793	131.711	708.368
468	NF Norfolk Islands	0	149.373	0	159.987
469	LC Saint Lucia	1.418	87.560	13.602	109.058
472	GP Guadeloupe	0	50.012	0	49.265
511	GB United Kingdom	75.196.611	491.404.844	224.231.272	926.115.218
512	NL Netherlands	37.572.105	353.017.360	61.582.625	526.297.112
513	FR France	27.504.232	227.687.091	125.322.937	1.027.430.509
514	DE Germany	69.696.386	662.185.823	244.699.426	2.693.575.849
515	AT Austria	3.546.413	38.730.414	32.163.722	312.534.546
516	BE Belgium	32.287.072	339.697.010	58.556.326	548.295.075
517	CH Switzerland	4.326.482	76.490.098	29.680.516	496.909.870
518	LU Luxembourg	854.286	2.707.234	1.712.326	6.259.224
520	MC Monaco	197	62.221	7.800	569.048
521	DK Denmark	806.562	10.321.667	8.347.341	85.076.810
522	NO Norway	3.260.006	103.740.267	4.154.651	141.227.178
523	SE Sweden	28.814.300	168.264.734	123.846.752	918.024.168
524	FI Finland	7.300.596	62.363.981	16.218.480	326.186.153
525	IE Ireland	407.850	21.652.076	4.757.625	79.264.543
526	IT Italy	16.650.390	193.821.047	77.940.700	844.971.384
527	ES Spain	4.145.125	71.404.747	16.641.928	224.747.675
528	PT Portugal	66.648	2.654.702	852.159	8.392.691
529	IS Iceland	4.140	8.598.650	15.142	2.392.614
530	MS Montserrat	0	4	0	180
531	GR Greece	807.573	18.137.483	648.444	22.146.514
532	VA Vatican City State (holy See)	75	5.524	78	58.618
533	AD Andorra	0	790	0	4.551
534	LI Liechtenstein	1.389	200.431	106.710	629.650
540	CD Democratic Republic Of The Congo	1.150	225.963	4.079	312.170
542	HU Hungary	111.282	1.956.788	3.925.090	25.436.719
543	PL Poland	479.254	60.895.516	2.863.929	64.233.786
544	RO Romania	254.056	1.894.244	501.800	7.863.190
545	BG Bulgaria	3.950.029	14.304.004	2.402.761	11.526.731
547	YU Serbia	27	2.108	585	128.312
548	AL Albania	100	201.161	4.618	545.296
549	AM Armenia	0	3.399	0	24.887
550	AZ Azerbaijan	26.160	133.026.903	9.669	100.012.077
551	BY Belarus	183.174	159.229.724	942.638	104.444.237
552	KZ Kazakhstan	340.840	14.385.804	687.941	19.079.297
553	KG Kyrgyzstan	42.838	357.322	75.707	754.947
554	MD Moldova, Republic Of	22.254	131.730	325.564	1.696.572
555	TJ Tajikistan	0	347.219	0	620.956
556	TM Turkmenistan	0	5	0	8
557	UA Ukraine	126.938.794	1.044.277.332	153.370.568	858.052.732
558	UZ Uzbekistan	124.741	5.922.904	210.509	9.932.518
559	LT Lithuania	3.129.826	3.368.620	3.935.190	5.040.693
560	LV Latvia	312	421.322	19.313	590.021
561	EE Estonia	1.023.405	4.657.508	1.213.131	5.494.894
562	GE Georgia	40.064	380.914	424.039	1.229.662
563	HR Croatia	85.584	1.434.865	197.167	2.754.296
564	BA Bosnia And Herzegovina	28	29.522	1.297	62.245
565	MT Malta	93.999	161.504	802.662	1.140.739
566	SK Slovakia	282.814	2.681.700	8.296.781	20.147.148
567	SI Slovenia	146.650	1.925.071	787.038	7.927.575
568	CZ Czech Republic	1.281.840	14.034.020	3.263.954	51.958.540
569	GS South Georgia And The South Sa	4.401	10.289	5.393	14.474
570	MK Rep. Of Macedonia	4	656	757	28.556
572	RU Russia Federation	49.264.904	1.552.951.317	58.105.807	1.105.318.640
TOTAL IMPORT		7.867.576.749	85.717.938.362	10.732.446.784	112.420.312.022

IMPORT BY PROVINCE AND PORT OF IMPORTATION
***** OKTOBER / OCTOBER 2008 *****

Kode Pelabuhan Bongkar Port of Importation	Berat bersih / Net weight (Kg)		Nilai / Value C.I.F (U S \$)	
	Bulan ini Current month	Kumulatif Cum. Jan. to date	Bulan ini Current month	Kumulatif Cum. Jan. to date
NANGROE ACEH DARUSSALAM	16.932	201.580.301	48.399	16.782.990
101 IDSBG Aceh - Sabang	16.877	17.274	48.212	56.482
102 IDOLO Ulee Lheue	0	63.140.000	0	2.578.198
104 IDLSW Lhok Seumawe	0	116.817.000	0	9.175.584
106 IDLAS Langsa, Sumatra	0	50.000	0	15.578
109 IDSUS Susoh	0	214	0	4.163
110 IDSIN Sinabang	55	184	187	3.938
111 IDTPK Tapaktuan	0	140	0	3.409
112 IDBAO Bakongan	0	14.172	0	14.671
116 IDAUN Blang Lancang (arun)	0	683.631	0	3.100.526
117 IDKRU Krueng R. Malahayati	0	1.520	0	4.571
118 IDKLS Kuala Langsa	0	734.166	0	1.008.918
119 IDLHK Lhok Nga	0	20.122.000	0	816.952
SUMATERA UTARA	465.022.192	4.947.336.062	326.068.574	3.168.792.158
141 IDPSU Pangkalan Susu	0	191.884	0	107.209
142 IDPKR Pangkalan Brandan	0	2.302.200	0	414.396
143 IDTPR Tanjung Pura	453.738	886.472	176.023	1.901.176
144 IDBLW Belawan	438.147.003	4.451.567.718	308.777.677	2.812.747.389
145 IDTJB Tanjung Balai Asahan	6.390.856	55.020.183	3.441.299	34.516.821
153 IDRPA Rantau Panjang	0	381	0	2.843
159 IDSLG Sibolga	0	31.870.875	0	110.145.650
165 IDPTE Pulau Tello	0	78.750	0	122.850
166 IDMES Medan / Polonia (u)	25.079	246.917	1.394.861	10.930.928
170 IDKTJ Kuala Tanjung	20.005.516	405.170.682	12.278.714	197.902.896
SUMATERA BARAT	12.980.025	743.433.027	5.239.356	426.201.877
191 IDTBY Padang/tl.bayur	12.979.999	743.429.953	5.236.996	426.054.959
192 IDPDG Padang / Tabing (u)	25	3.073	1.787	146.345
193 IDMPA Muara Padang	1	1	573	573
RIAU	106.772.313	1.334.211.483	111.506.503	1.416.507.041
221 IDBAG Bagan Siapi-api	0	58.609.850	0	521.255
223 IDPAI Panipahan	0	1.280	0	810
224 IDSNB Sinaboi	0	1.956.000	0	48.069
225 IDDUUM Dumai	37.714.318	662.224.433	40.253.111	458.938.693
227 IDSEQ Sungai Pakning	0	1.087.218	0	1.128.970
228 IDBLS Bengkalis	303.495	2.695.261	114.218	1.421.447
229 IDTGK Tanjung Kedabu	0	2.582	0	124.514
230 IDSPA Selat Panjang	0	3.643.477	0	287.840
233 IDPEK Pekanbaru (rumbai)	2.078.054	18.700.437	1.713.673	12.666.127
235 IDSUQ Sungai Guntung	361.073	7.549.162	1.017.756	13.880.001
242 IDTEM Tembilahan	151.054	439.228	509.290	1.688.613
243 IDKEN Kuala Enok	6.799	189.661	7.734	586.831
244 IDRGA Rengat	0	918.069	0	773.870
261 IDPKU Simpang Tiga (u)	5.827	36.357	36.935	7.830.269
273 IDPAK Pekan Baru	2.388.234	25.597.604	7.869.008	45.798.397
277 IDBUN Buatan	14.512.687	252.627.642	14.051.287	387.847.516
278 IDPWG Perawang, Sumatra	49.250.772	297.933.222	45.933.491	482.963.819
JAMBI	9.726.508	108.381.406	11.978.766	134.500.656
291 IDKTK Kuala Tungkal	8.906.256	78.182.951	11.030.101	89.242.324
292 IDMSA Muara Sabak	100.000	2.167.697	220.000	3.861.344
293 IDDJM Jambi	720.252	28.030.758	728.665	41.396.988
SUMATERA SELATAN	35.350.979	294.475.210	27.777.128	182.248.233
326 IDPLA Palembang - Plaju	3.589.803	12.366.087	2.055.722	8.343.632
332 IDSUN Sungsang	0	25.670	0	120.193
334 IDPLM Sm.badaruddin (u)	11.216	202.452	192.913	4.861.950
339 IDBLJ Belinju	0	307.000	0	313.124
340 IDMRI Musi River/boom Baru	31.749.960	281.574.001	25.528.493	168.609.334
BENGGULU	2.075.689	6.338.689	1.220.974	2.967.855
361 IDBKU Bengkulu	2.075.689	6.338.689	1.220.974	2.967.855
LAMPUNG	84.918.309	1.075.593.910	85.635.872	869.435.305
395 IDPJG Panjang	84.918.309	1.075.593.910	85.635.872	869.435.305
BANGKA BELITUNG	7.040.449	57.869.171	5.347.303	37.765.390
321 IDMUO Muntok	0	4.960.500	0	681.935
322 IDBLI Blinju, Banka	0	171.000	0	187.465
323 IDPGX Pangkal Balam	7.017.954	48.344.071	5.253.947	30.418.649
328 IDTPD Tanjung Pandan	0	4.040.851	0	5.892.626
330 IDSLI Sungai Liat	0	287.000	0	196.339
333 IDTSE Tanjung Seliu	22.495	34.996	93.356	102.356
335 IDPGK Pangkal Pinang (u)	0	31	0	10.636
337 IDLUB Lubuk Besar Bangka	0	30.722	0	275.384

IMPORT BY PROVINCE AND PORT OF IMPORTATION
***** OKTOBER / OCTOBER 2008 *****

Kode Pelabuhan Bongkar Port of Importation	Berat bersih / Net weight (Kg)		Nilai / Value C.I.F (U S \$)	
	Bulan ini Current month	Kumulatif Cum. Jan. to date	Bulan ini Current month	Kumulatif Cum. Jan. to date
KEPULAUAN RIAU				
248 IDTBK Tg Balai Karimun	294.418.983	5.362.650.140	772.828.133	10.743.203.667
249 IDPSS Pulau Sambu	950.816	5.955.862	3.479.465	15.841.391
250 IDTAN Tanjung Uban	44.004.964	2.170.640.009	16.745.602	1.979.110.763
251 IDTPN Tanjung Pinang	49.133.348	986.826.766	27.058.374	958.793.980
252 IDTER Terempa	893.361	25.385.400	3.122.867	27.627.881
254 IDTBT Tanjung Batu, Riau	0	50.269	0	86.749
258 IDBTU Batu Ampar	0	57.810	0	171.417
259 IDPBL Pulau Buluh	133.192.292	1.444.652.570	396.556.953	4.477.543.058
260 IDDJAS Singkep - Dabo	0	425.000	0	358.047
262 IDTNJ Kijang (u)	129.310	263.128	175.044	456.905
263 IDPAS Pasir Panjang	262	9.315	56.586	1.187.082
265 IDSKP Sekupang	1.279.895	18.051.655	5.544.175	63.834.554
266 IDNON Nongsa	22.686.335	340.535.410	175.512.520	1.930.877.017
267 IDKAB Kabil/panau	0	24.968.310	0	1.270.509
268 IDRAN Ranai	42.047.330	343.607.007	111.189.117	936.492.698
269 IDUNA Udang Natuna	0	114	0	4.890
271 IDBTH Hang Nadim (u)	0	158.327	0	8.063.917
276 IDSIQ Singkep/ Dabo (u)	88.337	974.625	33.379.175	341.474.554
	3.680	3.680	8.255	8.255
DKI JAKARTA				
431 IDTPP Tanjung Priok	2.224.862.970	25.187.378.506	5.478.185.615	54.656.921.305
432 IDKLB Kalibaru	2.211.499.724	25.037.444.321	4.708.022.560	46.761.676.300
433 IDJKT Jakarta / Pasar Ikan	5.390.463	59.942.969	6.305.794	78.165.406
434 IDCGK Sukarno Hatta (u)	52.358	169.126	117.705	1.011.251
436 IDHLP Hlm. Perdana Kusuma	7.778.537	88.372.335	739.640.029	7.620.972.912
	141.888	1.449.755	24.099.527	195.095.436
JAWA BARAT				
463 IDCBN Cirebon/pengung	386.897.042	2.643.205.452	297.226.010	2.518.203.781
466 IDBDO Husein Sastranegara	23.848.013	45.498.205	8.517.995	16.965.700
467 IDBLG Balongan	49	2.286	421	1.934.174
468 IDBND Bandung(ptt/gd Bage)	357.453.829	2.546.212.119	273.388.330	2.396.808.915
470 IDCRB Cirebon (ptt)	592.993	4.739.718	4.634.637	22.723.627
471 IDTLN Tanjung Leneng	0	1	0	570
472 IDTSO Tanjung Sekong	5.002.158	43.251.558	10.684.627	78.374.476
480 IDCIN Cinta, Java	0	3.500.999	0	1.381.013
	0	566	0	15.306
JAWA TENGAH				
491 IDTEG Tegal	915.685.277	9.289.581.076	623.600.929	8.317.323.536
494 IDTES Tanjung Emas	0	1	0	20
495 IDCXP Cilacap	205.799.708	2.134.765.100	238.550.071	2.362.679.091
496 IDSRG Achmad Yani (u)	709.881.125	7.154.337.396	384.886.627	5.953.006.609
497 IDSMR Semarang (ptt)	1.501	14.294	37.067	535.676
498 IDSOC Jebres/adi Sumarmo	99	448.782	2.586	203.872
499 IDSMM Adi Sumarmo (u)	2.844	15.423	124.578	896.846
	0	80	0	1.422
DI YOGYAKARTA				
531 IDJOG Adi Sucipto (u)	0	20.171	0	521.591
532 IDJOK Yogyakarta (ptt)	0	12.139	0	466.380
JAWA	0	8.032	0	55.211
561 IDTUB Tuban	1.739.578.072	18.538.380.768	1.539.342.786	15.927.967.332
562 IDGRE Gresik	0	9.044.011	0	578.600
563 IDTPE Tanjung Perak	327.442.948	1.822.761.910	215.883.885	818.759.190
564 IDPAZ Pasuruan	1.044.400.469	12.892.484.529	1.022.273.564	11.116.813.389
565 IDPRO Probolinggo	1.034.222	46.072.900	694.772	61.266.965
566 IDPRN Panarukan	103.281	12.952.036	1.180.775	10.138.608
573 IDPAC Pacitan	366.008.453	3.748.777.234	280.693.174	3.714.489.965
587 IDSUB Surabaya /juanda (u)	0	329.069	0	432.290
588 IDSUR Surabaya (ptt)	535.981	5.717.268	18.594.092	204.930.148
	52.718	241.811	22.524	558.177
BANTEN				
461 IDMRK Merak	913.044.732	9.032.241.247	674.601.312	6.334.083.951
473 IDCGD Cigading	519.174.460	4.609.817.060	502.734.316	4.557.115.330
	393.870.272	4.422.424.187	171.866.996	1.776.968.621
B A L I				
611 IDBUL Buleleng	46.860.709	554.862.120	43.291.466	662.568.675
613 IDBOA Benoa/loloan	0	1.354	0	40.984
620 IDDPB Ngurah Rai (u)	46.592.800	552.534.291	35.516.128	588.385.267
	267.909	2.326.475	7.775.338	74.142.424
NUSA TENGGARA BARAT				
655 IDBMU Bima	7.653.520	71.287.907	17.072.356	209.330.660
661 IDAMI Mataram / Selaparang	7.653.520	66.384.727	17.072.356	208.523.240
663 IDBDS Badas Sumbawa	0	1.600	0	31.657
	0	4.901.580	0	775.763
NUSA TENGGARA TIMUR				
	21.480	3.312.779	293.000	2.699.126

IMPORT BY PROVINCE AND PORT OF IMPORTATION
***** OKTOBER / OCTOBER 2008 *****

Kode Pelabuhan Bongkar Port of Importation	Berat bersih / Net weight (Kg)		Nilai / Value C.I.F (U S \$)	
	Bulan ini Current month	Kumulatif Cum. Jan. to date	Bulan ini Current month	Kumulatif Cum. Jan. to date
681 IDKOE Kupang / El-tari (u)	0	89	0	5.647
685 IDWGP Waingapu	21.480	32.935	293.000	432.000
693 IDTEN Tenau	0	3.279.755	0	2.261.479
KALIMATAN BARAT	7.508.281	95.605.482	5.693.145	81.807.768
714 IDPON Pontianak	7.508.281	95.316.997	5.693.145	75.128.024
715 IDKTG Ketapang K. Barat	0	275.000	0	119.625
722 IDPNK Supadio (u)	0	13.485	0	6.560.119
KALIMANTAN TENGAH	26.634.057	66.688.360	16.423.347	36.003.527
742 IDSUK Sukamara	1.293.925	2.193.463	2.648.260	4.180.120
743 IDPKN Pangkalan Bun	1.000.000	1.000.000	626.000	626.000
744 IDKUM Kumai	11.319.479	22.464.581	6.936.947	13.237.419
746 IDSMQ Sampit	13.020.528	41.029.461	6.205.268	17.943.491
750 IDPPS Pulang Pisau	125	855	6.872	16.497
KALIMANTAN SELATAN	4.207.514	188.622.693	21.864.578	307.513.913
771 IDBAN Banjarmasin	4.207.514	93.403.007	21.864.578	231.015.910
773 IDKTB Kotabaru	0	95.219.686	0	76.498.003
KALIMANTAN TIMUR	366.227.348	4.110.350.180	477.572.664	4.463.983.625
803 IDBPP Balikpapan	313.222.312	3.706.229.824	367.169.150	3.698.850.648
805 IDSRD Samarinda	24.931.053	194.057.779	21.378.338	179.152.267
806 IDTRD Tanjung Redep	0	10.199.320	0	46.129
808 IDLIN Lingkas Tarakan	0	6.398.000	0	30.363
809 IDNNX Nunukan	6.213.650	54.759.948	171.899	1.130.249
810 IDTGR Pasir/tanah Grogot	0	229.602	0	1.055.981
813 IDTSG Tanjung Sangata	21.461.865	114.235.230	74.369.845	410.382.975
814 IDBPN Sepinggang (u)	248.297	2.016.083	12.886.973	106.961.537
817 IDBTG Bontang	150.171	22.224.394	1.596.459	66.373.476
SULAWESI UTARA	40.183.032	45.850.497	15.712.241	24.301.746
832 IDAMU Amurang	0	2.244	0	30.649
834 IDMND Manado	39.554.072	39.695.435	15.196.427	15.325.770
835 IDBIT Bitung	628.960	6.139.687	515.814	8.334.962
839 IDNAH Naha (u) - Sulut	0	3.547	0	51.495
843 IDMDC Sam Ratulangi (u)	0	9.396	0	553.439
844 IDMNA Melanguane (u)	0	188	0	5.431
SULAWESI TENGAH	4.631.998	28.050.004	2.875.154	3.965.645
861 IDTLI Toli-toli	1.999.998	1.999.998	1.321.998	1.321.998
866 IDPRG Parigi	0	7.912	0	73.155
877 IDPAT Pantoloan	2.632.000	26.042.094	1.553.156	2.570.492
SULAWESI SELATAN	149.020.631	1.164.229.752	103.028.569	691.251.709
893 IDUJU Ujungpandang	103.521.043	751.611.006	50.517.239	382.326.736
897 IDMLI Malli, Sulawesi	45.498.463	412.565.167	52.387.272	304.270.356
904 IDUPG Hasanuddin (u)	0	2.627	0	174.590
907 IDSQR Soroako	1.125	50.952	124.058	4.480.027
SULAWESI TENGGARA	0	105.517	0	388.129
921 IDBUW Bau-bau	0	3.517	0	114.302
922 IDKDR Kendari	0	102.000	0	273.827
MALUKU	1.431.096	105.933.432	1.564.281	113.513.577
946 IDAMB Ambon	1.380.721	105.881.597	1.478.181	113.378.681
960 IDBAK Batu Kilat	50.375	51.835	86.100	134.896
MALUKU UTARA	0	42.663	0	36.582
942 IDTTE Ternate	0	42.663	0	36.582
PAPUA BARAT	0	738.894	0	448.665
971 IDSOR Sorong	0	8.756	0	147.449
982 IDSOQ Sorong / Jefman (u)	0	138	0	1.443
997 IDMUB Muara Berau	0	730.000	0	299.773
PAPUA	14.806.611	459.581.463	66.448.323	1.069.072.007
980 IDTIM Amamapare	14.806.611	459.581.463	66.448.323	1.069.072.007
TOTAL IMPORT	7.867.576.749	85.717.938.362	10.732.446.784	112.420.312.022

**I.6 IMPOR MENURUT NEGARA ASAL / IMPORT BY COUNTRY OF ORIGIN
DAN LIMA GOLONGAN BARANG (SITC) UTAMA / AND FIVE MAJOR SITC COMMODITY GROUP
OKTOBER / OCTOBER 2008 **

Negara Asal/ SITC/ Uraian Golongan Barang Country of Origin/ SITC/ Group description	Berat Bersih / Net weight (Kg)		Nilai CIF / CIF Value (US\$)	
	Bulan ini	Kumulatif	Bulan ini	Kumulatif
	Current month	Cum. Jan. to date	Current month	Cum. Jan. to date
Japan				
784 Parts And Accessories Of The Motor Vehicles	11 148 901	130 177 766	100 675 016	1 170 407 050
782 Motor Vehicle For The Transportation Of Goods	13 108 510	134 473 119	116 812 842	664 480 132
723 Civil Engineering And Contractor Plants And Equipments/Parts	19 102 940	127 052 239	103 776 911	658 501 012
673 Flat Rolled Products, Not Clad	89 730 463	753 608 022	91 220 364	648 118 443
713 Internal Combustion Piston Engines And Parts	5 204 721	48 348 919	61 432 610	543 045 622
Others	198 532 064	2 156 915 029	964 575 561	8 759 574 451
Sub Total	336 827 599	3 350 575 094	1 438 493 304	12 444 126 710
Hong Kong				
764 Telecommunication Equipments And Parts	2 027 607	14 083 105	62 209 280	551 420 702
652 Cotton Fabrics, Woven	1 821 157	17 990 390	16 454 000	162 583 428
655 Knitted Or Crocheted Fabrics	1 392 416	16 899 347	10 593 587	122 088 664
776 Thermionic, Cold Cathode, And Photo Cathode Valves/Tubes	568 324	8 804 011	7 825 966	104 251 360
752 Automatic Data Processing Machines And Their Units	295 099	2 589 165	13 290 767	80 573 842
Others	18 941 452	315 383 079	95 431 001	1 059 605 921
Sub Total	25 046 055	375 749 097	205 804 601	2 080 523 917
Korea, Democratic People'S Republic				
686 Zinc	0	963 444	0	2 398 238
691 Structures And Parts Of Iron/Steel Or Aluminium	0	165 605	0	377 348
541 Medicinal And Pharmaceutical Products	15	10 134	4 002	214 662
575 Other Plastics In Primary Forms	0	40 950	0	76 577
513 Carboxylic Acids,And Their Anhydrides,Halides,Peroxides	0	43 200	0	59 919
Others	128	231 969	2 668	357 252
Sub Total	143	1 455 302	6 670	3 483 996
Korea, Republic Of				
334 Petroleum Products, Refined	198 983 258	1 946 501 050	155 884 867	1 989 884 903
673 Flat Rolled Products, Not Clad	20 871 878	291 633 797	26 451 617	273 538 062
764 Telecommunication Equipments And Parts	493 230	6 988 813	34 623 678	269 944 176
776 Thermionic, Cold Cathode, And Photo Cathode Valves/Tubes	925 021	13 815 842	10 049 954	203 566 967
655 Knitted Or Crocheted Fabrics	2 577 401	24 761 046	21 814 353	199 234 243
Others	202 133 346	1 324 084 255	360 361 945	3 235 720 130
Sub Total	425 984 134	3 607 784 803	609 186 414	6 171 888 481
Taiwan				
673 Flat Rolled Products, Not Clad	12 091 203	235 814 550	13 726 227	185 934 556
511 Hydrocarbon And Their Halogenated, Nitrated Derivatives	6 139 223	114 056 431	7 562 083	156 344 141
655 Knitted Or Crocheted Fabrics	1 164 912	14 815 191	9 597 469	114 645 345
334 Petroleum Products, Refined	132 882 961	160 554 578	83 145 438	109 432 860
776 Thermionic, Cold Cathode, And Photo Cathode Valves/Tubes	148 535	2 058 017	7 819 170	94 023 135
Others	64 232 122	692 040 722	181 379 987	1 850 223 764
Sub Total	216 658 956	1 219 339 489	303 230 374	2 510 603 801
China				
764 Telecommunication Equipments And Parts	4 924 404	56 045 465	181 252 827	1 668 688 464
752 Automatic Data Processing Machines And Their Units	1 438 616	18 212 550	39 657 628	395 280 077
673 Flat Rolled Products, Not Clad	20 909 984	383 524 201	20 360 712	323 642 196
676 Iron/Steel Bars, Rods, Angels, Shaped And Sections	21 123 765	412 443 491	21 971 284	305 477 152
562 Fertilizers, Manufactured	53 055 100	604 229 863	42 013 455	290 331 430
Others	730 174 216	7 280 036 044	1 055 113 196	10 122 189 687
Sub Total	831 626 085	8 754 491 614	1 360 369 102	13 105 609 006
Mongolia				
592 Starches, Inulin, And Wheat Glutenal Buminoidal Substances; Glue	0	480 000	0	385 200
278 Other Crude Minerals	0	120 000	0	49 920
531 Synthetic Organic; Colouring Matter	0	424	0	3 381
Sub Total	0	600 424	0	438 501
Macau				
611 Leathers	28 641	199 534	513 114	3 962 200
652 Cotton Fabrics, Woven	23 522	392 262	104 871	2 558 533
655 Knitted Or Crocheted Fabrics	71 265	496 514	344 907	2 547 912
776 Thermionic, Cold Cathode, And Photo Cathode Valves/Tubes	33	655	108 416	1 260 497
656 Tulle,Lace,Embroidery,Ribbons,Trimmings And Other Small Wares	12 234	168 507	67 497	659 006
Others	33 290	1 471 271	266 171	3 903 257
Sub Total	168 985	2 728 743	1 404 976	14 891 405
Papua New Guinea				
072 Cocoa	45 000	3 561 000	122 840	9 351 495
282 Waste And Scrap Metal Of Iron/Steel	1 636 696	8 084 220	900 183	3 831 593
223 Oil Seeds Use For Extraction Of Other Fixed Vegetable Oils	0	21 139	0	1 979 958
292 Crude Vegetable Materials	2 094	72 475	464 400	1 524 728
245 Fuel Wood And Wood Charcoal	0	10 556 831	0	858 560
Others	0	169 035	0	711 318

Sub Total	1 683 790	22 464 700	1 487 423	18 257 652
Thailand				
784 Parts And Accessories Of The Motor Vehicles	10 752 631	87 504 667	74 649 878	604 919 722
781 Passenger Motor Cars	5 060 513	60 271 061	45 982 829	602 956 064
713 Internal Combustion Piston Engines And Parts	2 437 740	22 396 576	33 426 990	308 073 853
061 Sugar, Molasses, And Honey	29 228 501	820 189 611	12 414 951	296 616 576
782 Motor Vehicle For The Transportation Of Goods	5 691 318	39 115 264	39 094 556	272 327 272
Others	310 934 829	3 164 043 499	373 975 135	3 431 690 497
Sub Total	364 105 532	4 193 520 678	579 544 339	5 516 583 984
Singapore				
334 Petroleum Products, Refined	759 355 507	10 265 302 245	538 852 287	9 724 213 083
764 Telecommunication Equipments And Parts	2 263 556	24 541 364	73 136 210	872 287 869
511 Hydrocarbon And Their Halogenated, Nitrated Derivatives	33 640 669	448 465 953	37 183 123	567 874 700
759 Parts And Accessories For Machine Of Heading 751 Or 752	485 786	8 633 044	40 651 878	460 867 725
776 Thermionic, Cold Cathode, And Photo Cathode Valves/Tubes	313 242	9 103 447	36 551 208	403 973 909
Others	247 481 275	3 141 321 287	688 740 416	7 481 916 486
Sub Total	1 043 540 035	13 897 367 340	1 415 115 122	19 511 133 772
Philippines				
022 Milk, Cream, And Milk Products Other Than Butter Or Cheese	1 610 881	16 022 430	7 562 242	75 369 811
776 Thermionic, Cold Cathode, And Photo Cathode Valves/Tubes	13 887	207 715	7 327 674	67 479 587
759 Parts And Accessories For Machine Of Heading 751 Or 752	20 748	293 660	4 277 853	63 595 542
784 Parts And Accessories Of The Motor Vehicles	389 634	4 634 615	3 047 639	43 570 409
764 Telecommunication Equipments And Parts	9 559	236 471	719 651	38 036 928
Others	11 650 361	283 797 406	28 387 666	373 349 748
Sub Total	13 695 070	305 192 297	51 322 725	661 402 025
Malaysia				
334 Petroleum Products, Refined	232 702 826	3 539 383 917	184 715 125	3 474 538 748
333 Petroleum Oil, Crude	161 542 828	1 333 582 129	96 266 328	1 180 753 841
511 Hydrocarbon And Their Halogenated, Nitrated Derivatives	19 174 719	210 519 386	22 941 939	263 724 905
764 Telecommunication Equipments And Parts	1 897 356	21 515 100	16 439 343	163 936 681
562 Fertilizers, Manufactured	35 025 734	241 444 813	19 530 133	108 232 376
Others	265 069 170	3 195 017 567	267 253 407	2 902 865 330
Sub Total	715 412 633	8 541 462 912	607 146 275	8 094 051 881
Myanmar (Form. Burma)				
054 Vegetables, Fresh, Chilled, Frozen Or Simply Preserved	1 111 688	31 951 422	553 095	14 685 669
044 Maize, Unmilled	264 000	36 329 840	102 168	10 101 087
034 Fish, Fresh, Chilled Or Frozen	0	355 586	0	886 915
635 Wood Manufactures	8 390	94 592	53 865	832 706
035 Fish, Dried Salted Or In Brine; Smoked Fish	0	1 169 391	0	793 933
Others	14 845	2 111 724	5 013	1 531 401
Sub Total	1 398 923	72 012 555	714 141	28 831 711
Cambodia				
845 Articles Of Apparel	2 522	16 914	94 218	790 892
655 Knitted Or Crocheted Fabrics	0	77 685	0	267 229
652 Cotton Fabrics, Woven	0	27 301	0	141 757
841 Men'S Coats/Jackets, Not Knitted	73	4 150	2 985	114 368
121 Tobacco, Unmanufactured And Refused	0	59 070	0	88 200
Others	12 491	44 707	37 179	248 953
Sub Total	15 086	229 827	134 382	1 651 399
Brunei Darussalam				
333 Petroleum Oil, Crude	320 306 200	2 500 110 898	190 217 077	2 148 631 159
282 Waste And Scrap Metal Of Iron/Steel	0	8 850 560	0	4 183 555
288 Non-Ferrous Base Metal Waste And Scraps	0	178 045	0	396 468
792 Aircraft And Associated Equipments And Parts	8	622	26 769	185 482
679 Tubes, Pipes, Hollow Profile, Pipe Fitting Of Iron/Steel	0	38 655	0	120 464
Others	250	17 339	34 831	149 367
Sub Total	320 306 458	2 509 196 119	190 278 677	2 153 666 495
Lao People'S Democratic Republic				
263 Cotton	0	96 456	0	150 874
292 Crude Vegetable Materials	1 000	2 000	14 000	27 500
845 Articles Of Apparel	1	280	50	14 888
843 Men'S Coats/Jackets, Knitted	0	43	0	2 711
278 Other Crude Minerals	0	141	0	569
Others	0	2	0	2
Sub Total	1 001	98 922	14 050	196 544
Nepal				
642 Paper And Paperboard Cut To Size/Shape And Article Of Papers	508	508	33 926	33 926
831 Travel Goods	53	53	3 551	3 551
896 Works Of Art, Collectors Pieces And Antiques	0	339	0	3 270
747 Taps, Cocks, And Valves For Pipes	0	4	0	195
842 Women'S Coats/Jacket, Not Knitted	0	4	0	161
Sub Total	561	908	37 477	41 103
Bhutan				
893 Article Of Plastics	1 103	6 761	15 308	210 514
776 Thermionic, Cold Cathode, And Photo Cathode Valves/Tubes	1	75	523	86 310
874 Measuring, Checking, Analysing, And Controlling Instrument And	86	436	6 929	11 109
772 Electrical Apparatus For Making And Breaking Electrical Circuit	344	346	7 526	7 568

Sub Total	1 534	7 618	30 286	315 501
Viet Nam				
333 Petroleum Oil, Crude	33	87 549 337	503	78 104 273
674 Flat Rolled Products, Clad Or Plated	8 477 127	55 393 736	13 429 857	72 570 053
673 Flat Rolled Products, Not Clad	588 671	57 499 801	238 474	45 368 319
042 Rice	3 250 000	118 220 450	1 455 000	44 730 744
751 Office Machines	253 034	4 073 678	1 814 173	24 533 024
Others	27 029 276	278 877 898	30 747 965	296 755 158
Sub Total	39 598 141	601 614 900	47 685 972	562 061 571
Maldives				
784 Parts And Accessories Of The Motor Vehicles	0	52 332	0	925 726
654 Textile Fabrics, Woven, Other Than Of Cotton Or Man-Made Fibres	0	221	0	11 574
899 Other Miscellaneous Manufactured Articles	0	104	0	1 501
699 Manufactures Of Base Metals	0	1	0	4
Sub Total	0	52 658	0	938 805
India				
334 Petroleum Products, Refined	80 472 126	359 533 794	69 846 005	357 318 784
511 Hydrocarbon And Their Halogenated, Nitrated Derivatives	27 676 431	211 187 630	35 683 270	296 370 283
081 Feeding Stuff For Animals	17 326 592	686 836 757	6 113 952	274 997 146
764 Telecommunication Equipments And Parts	239 027	1 464 448	29 002 807	211 322 451
263 Cotton	0	96 951 802	0	151 340 359
Others	69 110 168	1 321 801 371	111 103 890	1 309 340 990
Sub Total	194 824 344	2 677 775 802	251 749 924	2 600 690 013
Pakistan				
263 Cotton	11 356	13 124 917	33 352	19 872 636
651 Textile Yarns	320 902	3 490 669	774 308	7 174 285
034 Fish, Fresh, Chilled Or Frozen	0	7 978 026	0	4 678 961
792 Aircraft And Associated Equipments And Parts	0	80 551	0	3 751 091
653 Fabrics, Woven, Of Man-Made Fibres	247 529	1 041 504	698 582	3 448 114
Others	3 388 727	13 604 803	3 796 646	17 168 324
Sub Total	3 968 514	39 320 470	5 302 888	56 093 411
Bangladesh				
658 Made-Up Articles, Wholly/Chiefly Of Textile Materials	855 527	10 551 466	522 716	6 926 036
611 Leathers	0	95 777	0	4 659 412
651 Textile Yarns	534 214	3 730 961	422 397	2 742 185
264 Jute And Other Textile Bast Fibres	296 711	2 352 786	136 784	919 557
592 Starches, Inulin, And Wheat Glutenal Buminoidal Substances; Glue	24 000	228 000	108 000	900 000
Others	979 904	6 080 838	938 101	5 876 321
Sub Total	2 690 356	23 039 828	2 127 998	22 023 511
Sri Lanka				
046 Meal And Flour Of Wheat And Flour Of Meslin	2 967 000	49 088 675	1 750 665	26 177 452
074 Tea And Mate	28 218	282 752	200 383	1 170 613
121 Tobacco, Unmanufactured And Refused	0	65 364	0	862 198
771 Electric Power Machinery And Parts	3 234	24 637	68 311	758 979
656 Tulle,Lace,Embroidery,Ribbons,Trimmings And Other Small Wares	541	32 769	10 934	730 417
Others	218 132	2 027 498	747 510	5 892 562
Sub Total	3 217 125	51 521 695	2 777 803	35 592 221
Afghanistan				
057 Fruit And Nut; Fresh Or Dried	0	19 500	0	20 475
625 Rubber Tyre,Tyre Cases,Tyre Treads,Inner Tubes, And Tyre Flaps	0	815	0	10 306
723 Civil Engineering And Contractor Plants And Equipments/Parts	0	115	0	4 045
851 Footwears	106	106	336	336
Sub Total	106	20 536	336	35 162
Indonesia				
676 Iron/Steel Bars, Rods, Angels, Shaped And Sections	87 438	1 451 826	138 610	2 226 697
044 Maize, Unmilled	0	6 062 950	0	1 982 585
036 Crustaceans, Molluscs, And Aquatic Invertebrates	55 212	211 087	428 168	1 835 167
851 Footwears	0	90 481	0	953 188
771 Electric Power Machinery And Parts	0	113 320	0	851 570
Others	383 751	3 749 383	681 910	9 819 322
Sub Total	526 401	11 679 047	1 248 688	17 668 529
Iraq				
057 Fruit And Nut; Fresh Or Dried	0	142 000	0	109 815
Sub Total	0	142 000	0	109 815
Iran (Islamic Republic Of)				
511 Hydrocarbon And Their Halogenated, Nitrated Derivatives	18 882 832	124 600 050	24 366 330	169 459 907
344 Petroleum Gases And Other Gas	5 516 393	25 310 409	7 294 546	35 885 283
334 Petroleum Products, Refined	6 123 298	18 000 241	8 486 011	24 409 572
335 Residual Petroleum Products, And Related Materials	831 056	18 224 584	684 983	9 129 747
278 Other Crude Minerals	544 995	9 736 433	158 704	3 436 103
Others	2 440 409	15 712 676	673 788	10 856 038
Sub Total	34 338 983	211 584 393	41 664 362	253 176 650
Saudi Arabia				

333	Petroleum Oil, Crude	231 300 757	3 977 411 478	126 991 079	3 389 139 670
334	Petroleum Products, Refined	92 074 150	362 233 830	89 769 857	368 087 868
511	Hydrocarbon And Their Halogenated, Nitrated Derivatives	20 508 689	143 185 923	27 312 402	191 403 186
512	Alcohols, Phenols, Phenol-Alcohols And Their Halogenated	10 621 462	117 232 184	10 948 847	145 927 916
282	Waste And Scrap Metal Of Iron/Steel	0	107 880 263	0	56 289 383
	Others	40 427 313	123 998 632	34 487 779	147 675 307
	Sub Total	394 932 371	4 831 942 310	289 509 964	4 298 523 330
Israel					
764	Telecommunication Equipments And Parts	14 536	96 107	1 038 241	11 407 238
541	Medicinal And Pharmaceutical Products	1 062	37 572	169 354	1 314 137
751	Office Machines	11 509	33 992	450 725	1 263 623
598	Miscellaneous Chemical Products	8	89	39 741	576 319
726	Printing/Book Binding Machinery And Parts	7 231	13 791	265 000	560 910
	Others	110 606	665 122	207 394	3 385 105
	Sub Total	144 952	846 673	2 170 455	18 507 332
Kuwait					
334	Petroleum Products, Refined	148 957 000	1 559 009 324	118 990 862	1 560 516 785
333	Petroleum Oil, Crude	0	98 788 256	0	79 659 040
512	Alcohols, Phenols, Phenol-Alcohols And Their Halogenated	0	20 245 561	0	24 033 433
571	Polymers Of Ethylene In Primary Forms	2 084 290	21 415 356	2 244 230	22 165 801
282	Waste And Scrap Metal Of Iron/Steel	166 495	25 809 172	107 389	15 174 358
	Others	1 944 430	13 720 044	592 649	11 253 540
	Sub Total	153 152 215	1 738 987 713	121 935 130	1 712 802 957
Jordan					
272	Fertilizers, Crude	40 550 000	308 326 000	7 826 150	50 667 998
562	Fertilizers, Manufactured	4 147 120	64 325 950	4 090 882	31 854 302
522	Inorganic Chemical Elements, Oxides And Halogen Salts	0	12 018 215	0	9 628 369
685	Lead	0	704 780	0	1 847 209
232	Synthetic Rubber Latex, Synthetic/Reclaimed Rubber	72 320	836 660	70 512	651 709
	Others	492 736	1 907 650	310 258	1 520 157
	Sub Total	45 262 176	388 119 255	12 297 802	96 169 744
Lebanon					
282	Waste And Scrap Metal Of Iron/Steel	0	7 219 560	0	4 121 867
892	Printed Matter	44 013	215 623	77 867	464 599
263	Cotton	0	76 267	0	185 795
073	Chocolate And Other Food Preparations Containing Cocoa	0	4 595	0	99 179
713	Internal Combustion Piston Engines And Parts	0	969	0	43 048
	Others	0	41 429	0	83 788
	Sub Total	44 013	7 558 443	77 867	4 998 276
Palestina					
292	Crude Vegetable Materials	0	540	0	69 720
773	Equipment For Distributing Electricity	0	27	0	2 335
	Sub Total	0	567	0	72 055
Yemen					
034	Fish, Fresh, Chilled Or Frozen	0	988 006	0	538 173
611	Leathers	13 155	42 193	47 500	176 250
251	Pulp And Waste Paper	0	573 860	0	157 464
873	Meters And Counters	0	7 013	0	70 816
036	Crustaceans, Molluscs, And Aquatic Invertebrates	0	50 067	0	68 553
	Others	24 310	55 131	19 934	57 747
	Sub Total	37 465	1 716 270	67 434	1 069 003
Oman					
723	Civil Engineering And Contractor Plants And Equipments/Parts	808 285	808 291	3 436 000	3 438 000
344	Petroleum Gases And Other Gas	0	2 554 986	0	2 480 891
684	Aluminium	397 561	697 380	1 044 249	1 941 832
575	Other Plastics In Primary Forms	0	470 250	0	630 259
251	Pulp And Waste Paper	0	2 182 600	0	550 232
	Others	4 019	8 995	18 921	35 354
	Sub Total	1 209 865	6 722 502	4 499 170	9 076 568
Syria Arab Republic					
263	Cotton	126 275	234 379	242 892	387 335
642	Paper And Paperboard Cut To Size/Shape And Article Of Papers	0	45 200	0	128 520
611	Leathers	14 500	14 500	117 600	117 600
893	Article Of Plastics	0	31 535	0	90 964
892	Printed Matter	0	52 870	0	52 061
	Others	7	27 499	1 015	76 504
	Sub Total	140 782	405 983	361 507	852 984
Turkey					
333	Petroleum Oil, Crude	123 610 872	909 193 766	75 244 015	831 850 130
046	Meal And Flour Of Wheat And Flour Of Meslin	26 483 000	177 638 400	11 267 954	83 107 944
672	Ingots And Other Iron/Steel In Primary Forms	1 342 600	60 224 342	1 208 340	41 408 475
121	Tobacco, Unmanufactured And Refused	264 956	5 823 141	1 228 261	26 690 533
511	Hydrocarbon And Their Halogenated, Nitrated Derivatives	0	16 219 746	0	24 942 169
	Others	11 185 139	96 480 163	7 033 250	99 417 108
	Sub Total	162 886 567	1 265 579 558	95 981 820	1 107 416 359
United Arab Emirates					
334	Petroleum Products, Refined	0	189 699 309	0	171 506 744
282	Waste And Scrap Metal Of Iron/Steel	445 220	108 042 900	283 371	55 109 942
684	Aluminium	1 447 392	13 684 820	3 981 178	40 036 685

344	Petroleum Gases And Other Gas	29 356 312	29 356 312	19 460 161	19 460 161
793	Ships, Boats, And Floating Structures	0	762 762	0	16 193 661
	Others	7 571 776	118 583 202	7 135 871	132 945 848
	Sub Total	38 820 700	460 129 305	30 860 581	435 253 041
Qatar					
511	Hydrocarbon And Their Halogenated, Nitrated Derivatives	17 248 130	98 750 315	19 178 091	123 576 379
671	Pig Iron,Spiegeleisen,Sponge Iron, And Ferro-Alloys	0	119 121 943	0	66 979 839
334	Petroleum Products, Refined	0	26 100 849	0	28 289 310
598	Miscellaneous Chemical Products	2 000 916	12 747 748	4 682 143	25 282 882
571	Polymers Of Ethylene In Primary Forms	454 604	1 687 754	797 265	2 699 507
	Others	238 278	10 357 653	160 610	5 604 539
	Sub Total	19 941 928	268 766 262	24 818 109	252 432 456
Bahrain					
334	Petroleum Products, Refined	0	159 738 490	0	157 508 718
281	Iron Ore And Concentrates	0	189 607 187	0	50 254 095
684	Aluminium	295 037	5 277 151	1 051 993	15 295 519
672	Ingots And Other Iron/Steel In Primary Forms	5 607	3 157 714	10 922	2 523 556
282	Waste And Scrap Metal Of Iron/Steel	3 045	1 843 172	9 530	972 134
	Others	294 797	4 376 794	106 810	1 496 301
	Sub Total	598 486	364 000 508	1 179 255	228 050 323
Cyprus					
287	Ores And Concentrates Of Basemetals	0	84 168	0	60 480
893	Article Of Plastics	0	8 621	0	16 497
741	Heating And Cooling Equipments And Parts	72	72	9 770	9 770
726	Printing/Book Binding Machinery And Parts	0	2 290	0	4 260
895	Office And Stationery Supplies	0	1 726	0	3 288
	Others	0	3 186	0	6 865
	Sub Total	72	100 063	9 770	101 160
Oth.West Asia					
562	Fertilizers, Manufactured	0	600 000	0	238 058
764	Telecommunication Equipments And Parts	0	305	0	65 234
551	Essential Oils, Perfumes, And Flavour Materials	0	373	0	61 626
695	Tools For Used In The Hand Or In Machines	0	280	0	46 500
726	Printing/Book Binding Machinery And Parts	0	4 605	0	27 980
	Others	0	8 289	0	60 058
	Sub Total	0	613 852	0	499 456
Egypt					
562	Fertilizers, Manufactured	18 465 215	513 003 802	6 820 887	142 378 505
272	Fertilizers, Crude	0	163 789 000	0	27 901 627
061	Sugar, Molasses, And Honey	0	27 907 056	0	4 977 136
057	Fruit And Nut; Fresh Or Dried	50 000	4 542 104	40 500	3 390 176
263	Cotton	25 252	343 406	80 368	823 602
	Others	475 950	4 749 405	770 043	6 303 356
	Sub Total	19 016 417	714 334 773	7 711 798	185 774 402
Libyan Arab Jamahiriya					
333	Petroleum Oil, Crude	0	399 202 700	0	311 711 608
511	Hydrocarbon And Their Halogenated, Nitrated Derivatives	0	17 862 683	0	27 906 216
874	Measuring, Checking, Analysing, And Controlling Instrument And	0	493	0	5 512
714	Engines And Motors, Non-Electric And Parts	50	50	1 000	1 000
	Sub Total	50	417 065 926	1 000	339 624 336
Morocco					
522	Inorganic Chemical Elements, Oxides And Halogen Salts	16 425 111	16 449 904	35 363 264	35 404 324
272	Fertilizers, Crude	0	81 509 000	0	9 037 718
842	Women'S Coats/Jacket, Not Knitted	6 584	65 657	283 896	3 467 403
841	Men'S Coats/Jackets, Not Knitted	1 944	15 420	79 561	773 849
845	Articles Of Apparel	1 450	13 033	63 292	643 567
	Others	51 117	211 858	213 353	1 697 461
	Sub Total	16 486 206	98 264 872	36 003 366	51 024 322
Tunisia					
562	Fertilizers, Manufactured	3 094 000	57 994 000	1 175 720	16 365 320
057	Fruit And Nut; Fresh Or Dried	0	1 145 352	0	3 304 576
282	Waste And Scrap Metal Of Iron/Steel	1 164 100	2 930 770	776 550	1 828 366
251	Pulp And Waste Paper	201 600	300 800	386 928	622 216
263	Cotton	0	442 613	0	318 681
	Others	738	453 705	50 770	1 075 381
	Sub Total	4 460 438	63 267 240	2 389 968	23 514 540
Algeria					
333	Petroleum Oil, Crude	0	125 855 027	0	109 091 413
057	Fruit And Nut; Fresh Or Dried	0	24 000	0	24 120
	Sub Total	0	125 879 027	0	109 115 533
Sudan					
333	Petroleum Oil, Crude	88 158 503	754 073 999	76 784 247	677 805 567

282	Waste And Scrap Metal Of Iron/Steel	1 834 145	22 325 579	1 006 816	13 252 902
685	Lead	0	165 820	0	363 112
263	Cotton	0	182 086	0	274 978
764	Telecommunication Equipments And Parts	0	1 557	0	196 921
	Others	0	107 372	0	52 279
	Sub Total	89 992 648	776 856 413	77 791 063	691 945 759
Eritrea					
894	Baby Carriages, Toys, Games, And Sporting Goods	0	175	0	1 205
	Sub Total	0	175	0	1 205
Lesotho					
723	Civil Engineering And Contractor Plants And Equipments/Parts	0	46 290	0	1 358 920
	Sub Total	0	46 290	0	1 358 920
Namibia					
686	Zinc	346 191	5 807 214	624 136	13 127 611
282	Waste And Scrap Metal Of Iron/Steel	1 804 590	5 335 160	1 184 100	3 037 236
211	Hides And Skins, Raw	197 287	197 287	359 358	359 358
778	Electrical Machinery And Apparatus	0	26	0	303
	Sub Total	2 348 068	11 339 687	2 167 594	16 524 508
Ethiopia					
211	Hides And Skins, Raw	15 918	326 403	147 300	2 638 755
287	Ores And Concentrates Of Basemetals	78 510	1 091 780	71 235	1 020 898
222	Oil Seeds Use For Extraction Ofsoft Fixed Vegetable Oils	0	2 327 265	0	925 466
685	Lead	0	266 720	0	690 490
611	Leathers	3 129	7 503	211 152	676 593
	Others	18 118	257 491	43 691	359 644
	Sub Total	115 675	4 277 162	473 378	6 311 846
Tanzania, United Republic Of					
263	Cotton	1 497 960	9 589 892	2 635 144	14 525 994
282	Waste And Scrap Metal Of Iron/Steel	816 600	8 731 800	520 508	5 190 923
222	Oil Seeds Use For Extraction Ofsoft Fixed Vegetable Oils	1 922 375	10 786 171	1 383 887	4 640 136
292	Crude Vegetable Materials	100 000	520 500	160 000	832 800
265	Vegetable Textile Fibres,Raw Or Processed;Waste Of These Fibres	0	217 590	0	252 951
	Others	120	180 927	468	86 994
	Sub Total	4 337 055	30 026 880	4 700 007	25 529 798
Madagascar					
551	Essential Oils, Perfumes, And Flavour Materials	35 200	378 400	233 200	2 383 378
287	Ores And Concentrates Of Basemetals	124 950	124 950	111 830	111 830
223	Oil Seeds Use For Extraction Of Other Fixed Vegetable Oils	0	18 000	0	100 848
265	Vegetable Textile Fibres,Raw Or Processed;Waste Of These Fibres	0	52 896	0	57 656
841	Men'S Coats/Jackets, Not Knitted	117	1 001	5 223	51 127
	Others	22 572	148 975	9 214	70 434
	Sub Total	182 839	724 222	359 467	2 775 273
Somalia					
582	Plates, Sheets, And Film Of Plastics	0	8 473	0	80 914
778	Electrical Machinery And Apparatus	0	150	0	2 599
764	Telecommunication Equipments And Parts	0	3	0	1 237
844	Women'S Coats/Jackets, Knitted	0	12	0	344
	Sub Total	0	8 638	0	85 094
Kenya					
074	Tea And Mate	49 519	1 393 328	137 387	3 350 583
292	Crude Vegetable Materials	95 095	1 147 734	152 152	1 937 233
523	Metallicsalts And Peroxysalts	687 384	7 461 001	213 569	1 853 614
611	Leathers	12 238	121 077	134 033	1 216 059
642	Paper And Paperboard Cut To Size/Shape And Article Of Papers	0	460 000	0	953 600
	Others	94 800	1 539 974	178 089	1 262 691
	Sub Total	939 036	12 123 114	815 230	10 573 780
Reunion					
714	Engines And Motors, Non-Electric And Parts	0	22 048	0	997 383
251	Pulp And Waste Paper	340 057	3 798 637	73 112	859 556
748	Transmission Shafts And Cranks	0	1 059	0	35 999
743	Pumps, Compressors, Fans, Blowers, Centrifuges, And Parts	0	1 243	0	31 123
742	Pumps For Liquid And Parts	0	697	0	19 111
	Others	0	2 405	0	65 648
	Sub Total	340 057	3 826 089	73 112	2 008 820
Mozambique					
263	Cotton	1 081 983	7 112 949	2 046 589	10 931 264
282	Waste And Scrap Metal Of Iron/Steel	0	6 091 740	0	3 019 668
222	Oil Seeds Use For Extraction Ofsoft Fixed Vegetable Oils	214 425	694 434	84 162	241 870
121	Tobacco, Unmanufactured And Refused	0	59 400	0	158 874
054	Vegetables, Fresh, Chilled, Frozen Or Simply Preserved	0	301 830	0	105 687
	Others	24 874	80 531	22 262	72 441
	Sub Total	1 321 282	14 340 884	2 153 013	14 529 804

Botswana					
724	Textile/Leather Machinery And Parts	0	432	0	3 231
658	Made-Up Articles, Wholly/Chiefly Of Textile Materials	37	43	745	842
Sub Total		37	475	745	4 073
Togo					
282	Waste And Scrap Metal Of Iron/Steel	317 900	13 343 227	135 214	7 555 911
263	Cotton	496 091	3 537 362	871 390	5 912 581
248	Wood,Simply Worked And Railway Sleeper Of Wood	0	11 300	0	13 233
581	Tubes, Pipes, And Hoses Of Plastics	0	120	0	543
611	Leathers	0	2	0	56
Sub Total		813 991	16 892 011	1 006 604	13 482 324
Ghana					
282	Waste And Scrap Metal Of Iron/Steel	661 815	5 155 595	438 975	3 303 828
263	Cotton	0	1 044 900	0	1 332 955
072	Cocoa	0	300 000	0	932 430
248	Wood,Simply Worked And Railway Sleeper Of Wood	0	463 657	0	554 328
287	Ores And Concentrates Of Basemetals	77 600	426 130	73 450	380 369
	Others	1 033	127 865	3 662	328 778
Sub Total		740 448	7 518 147	516 087	6 832 688
Liberia					
282	Waste And Scrap Metal Of Iron/Steel	0	37 050	0	12 319
685	Lead	0	27 150	0	5 702
287	Ores And Concentrates Of Basemetals	0	28 990	0	2 899
744	Mechanical Handling Equipments And Parts	0	1	0	190
713	Internal Combustion Piston Engines And Parts	0	9	0	60
Sub Total		0	93 200	0	21 170
Guinea					
282	Waste And Scrap Metal Of Iron/Steel	0	1 157 370	0	732 451
248	Wood,Simply Worked And Railway Sleeper Of Wood	20 349	589 906	12 794	631 897
741	Heating And Cooling Equipments And Parts	0	8	0	159
Sub Total		20 349	1 747 284	12 794	1 364 507
Angola					
282	Waste And Scrap Metal Of Iron/Steel	677 200	952 065	451 693	597 284
081	Feeding Stuff For Animals	0	320 000	0	288 000
699	Manufactures Of Base Metals	0	205	0	41 588
592	Starches, Inulin, And Wheat Glutenal Buminoidal Substances; Glue	0	12 000	0	18 000
Sub Total		677 200	1 284 270	451 693	944 872
Congo					
282	Waste And Scrap Metal Of Iron/Steel	0	1 263 856	0	712 785
248	Wood,Simply Worked And Railway Sleeper Of Wood	0	50 196	0	111 902
742	Pumps For Liquid And Parts	4 735	4 735	21 574	21 574
771	Electric Power Machinery And Parts	0	1 202	0	10 647
699	Manufactures Of Base Metals	0	1 089	0	7 150
	Others	0	7 051	0	9 016
Sub Total		4 735	1 328 129	21 574	873 074
Cameroon					
072	Cocoa	0	4 179 048	0	10 819 885
282	Waste And Scrap Metal Of Iron/Steel	382 390	4 314 562	248 554	2 672 853
263	Cotton	159 747	1 292 093	297 046	2 158 180
248	Wood,Simply Worked And Railway Sleeper Of Wood	82 379	921 053	121 734	1 050 836
652	Cotton Fabrics, Woven	35 424	42 540	344 877	412 385
	Others	31 748	238 648	115 329	745 847
Sub Total		691 688	10 987 944	1 127 540	17 859 986
Nigeria					
333	Petroleum Oil, Crude	0	123 518 892	0	103 290 132
263	Cotton	1 237 123	4 702 102	2 146 410	6 006 138
072	Cocoa	0	1 008 800	0	2 440 019
248	Wood,Simply Worked And Railway Sleeper Of Wood	136 000	1 767 069	99 733	1 284 397
512	Alcohols,Phenols,Phenol-Alcohols And Their Halogenated	1 002 629	1 002 629	1 012 655	1 012 655
	Others	2 501	245 214	23 392	719 444
Sub Total		2 378 253	132 244 706	3 282 190	114 752 785
Sierra Leone					
248	Wood,Simply Worked And Railway Sleeper Of Wood	36 000	123 000	36 526	71 761
282	Waste And Scrap Metal Of Iron/Steel	0	54 900	0	33 215
792	Aircraft And Associated Equipments And Parts	0	8	0	25 220
778	Electrical Machinery And Apparatus	0	2 584	0	24 705
776	Thermionic, Cold Cathode, And Photo Cathode Valves/Tubes	0	20	0	11 641
	Others	268	429	2 114	7 534
Sub Total		36 268	180 941	38 640	174 076
Gabon					
263	Cotton	208 943	271 712	333 316	431 093
282	Waste And Scrap Metal Of Iron/Steel	351 530	456 360	212 676	280 291
635	Wood Manufactures	0	76 169	0	181 442
625	Rubber Tyre,Tyre Cases,Tyre Treads,Inner Tubes, And Tyre Flaps	0	19 220	0	42 668
694	Nails, Screws, Nuts, Bolts, Rivets Of Iron/Steel Or Copper	0	5 922	0	39 859
	Others	0	2 376	0	13 857

Sub Total	560 473	831 759	545 992	989 210
Cote D'Ivoire				
072 Cocoa	0	13 013 000	0	33 904 211
263 Cotton	331 939	6 647 060	491 266	10 669 769
282 Waste And Scrap Metal Of Iron/Steel	0	4 406 588	0	2 610 562
057 Fruit And Nut; Fresh Or Dried	0	200 566	0	135 382
685 Lead	0	54 245	0	11 391
Others	19 996	73 994	4 307	10 387
Sub Total	351 935	24 395 453	495 573	47 341 702
Senegal				
282 Waste And Scrap Metal Of Iron/Steel	736 060	2 650 870	442 264	1 629 634
263 Cotton	0	199 299	0	327 334
034 Fish, Fresh, Chilled Or Frozen	0	75 000	0	75 000
287 Ores And Concentrates Of Basemetals	0	158 320	0	15 832
874 Measuring, Checking, Analysing, And Controlling Instrument And Others	0	900	0	11 300
Others	0	39 833	0	26 401
Sub Total	736 060	3 124 222	442 264	2 085 501
Mauritania				
282 Waste And Scrap Metal Of Iron/Steel	0	1 314 487	0	525 635
575 Other Plastics In Primary Forms	0	211 260	0	317 961
651 Textile Yarns	0	45 950	0	101 474
893 Article Of Plastics	0	5 896	0	17 152
653 Fabrics, Woven, Of Man-Made Fibres	0	4 194	0	10 531
Others	23	1 043	277	2 602
Sub Total	23	1 582 830	277	975 355
Mali				
263 Cotton	100 715	2 031 742	141 551	3 113 367
251 Pulp And Waste Paper	0	149 900	0	31 479
784 Parts And Accessories Of The Motor Vehicles	0	32	0	725
694 Nails, Screws, Nuts, Bolts, Rivets Of Iron/Steel Or Copper	0	1	0	37
Sub Total	100 715	2 181 675	141 551	3 145 608
Benin				
263 Cotton	348 092	12 890 952	570 198	21 150 614
282 Waste And Scrap Metal Of Iron/Steel	0	7 137 120	0	3 960 035
057 Fruit And Nut; Fresh Or Dried	0	263 710	0	154 383
287 Ores And Concentrates Of Basemetals	0	155 190	0	15 519
Sub Total	348 092	20 446 972	570 198	25 280 551
Burkina Faso				
263 Cotton	871 387	7 250 813	1 470 958	11 957 440
749 Non-Electric Parts And Accessories Of Machineries	0	10	0	351
841 Men'S Coats/Jackets, Not Knitted	0	3	0	136
Sub Total	871 387	7 250 826	1 470 958	11 957 927
Gambia				
282 Waste And Scrap Metal Of Iron/Steel	0	1 199 580	0	762 582
685 Lead	0	53 390	0	11 212
Sub Total	0	1 252 970	0	773 794
U.S. Virgin Islands				
723 Civil Engineering And Contractor Plants And Equipments/Parts	2 880	2 880	37 356	37 356
335 Residual Petroleum Products, And Related Materials	0	144 000	0	22 032
776 Thermionic, Cold Cathode, And Photo Cathode Valves/Tubes	0	25	0	12 482
611 Leathers	0	1 272	0	11 669
232 Synthetic Rubber Latex, Synthetic/Reclaimed Rubber	0	463	0	5 514
Others	0	447	0	7 633
Sub Total	2 880	149 087	37 356	96 686
Seychelles				
598 Miscellaneous Chemical Products	0	9 000	0	307 350
553 Perfumery, Cosmetics, And Toilet Preparations	0	612	0	2 261
541 Medicinal And Pharmaceutical Products	0	10	0	416
746 Ball Or Roller Bearings	0	116	0	257
Sub Total	0	9 738	0	310 284
Uganda				
263 Cotton	0	1 732 644	0	2 920 905
287 Ores And Concentrates Of Basemetals	5 040	15 063	299 997	1 197 564
611 Leathers	0	16 692	0	162 784
282 Waste And Scrap Metal Of Iron/Steel	0	21 800	0	8 001
Sub Total	5 040	1 786 199	299 997	4 289 254
Central African Republic				
263 Cotton	750 739	5 524 092	1 290 340	9 070 465
282 Waste And Scrap Metal Of Iron/Steel	0	2 074 450	0	768 507
772 Electrical Apparatus For Making And Breaking Electrical Circuit	0	1 140	0	61 748
247 Wood In The Rough Or Roughly Squared	0	42 894	0	56 379
Sub Total	750 739	7 642 576	1 290 340	9 957 099

Niger					
778	Electrical Machinery And Apparatus	626	626	235 612	235 612
872	Medical Instruments And Appliances	4 109	4 109	36 691	36 691
098	Edible Products And Preparations	0	6 389	0	19 118
696	Cutlery	0	9 841	0	14 512
273	Stone, Sand And Gravel	0	27 400	0	5 900
	Others	487	1 306	3 566	16 847
	Sub Total	5 222	49 671	275 869	328 680
Chad					
263	Cotton	299 875	1 534 750	499 134	2 391 844
	Sub Total	299 875	1 534 750	499 134	2 391 844
Saint Helena					
778	Electrical Machinery And Apparatus	0	14 904	0	53 613
679	Tubes, Pipes, Hollow Profile, Pipe Fitting Of Iron/Steel	0	17 110	0	30 610
642	Paper And Paperboard Cut To Size/Shape And Article Of Papers	0	5 789	0	22 363
676	Iron/Steel Bars, Rods, Angels, Shaped And Sections	0	276	0	5 779
651	Textile Yarns	0	885	0	4 583
	Others	0	1 226	0	8 246
	Sub Total	0	40 190	0	125 194
Sao Tome And Principe					
741	Heating And Cooling Equipments And Parts	0	174	0	11 121
892	Printed Matter	0	2	0	25
	Sub Total	0	176	0	11 146
Swaziland					
251	Pulp And Waste Paper	407 196	5 610 554	215 814	3 080 483
885	Watches And Clocks	45	2 792	63 822	1 622 753
684	Alumunium	0	496 757	0	1 388 400
263	Cotton	0	804 743	0	1 240 446
724	Textile/Leather Machinery And Parts	0	20 302	0	673 387
	Others	18 324	250 472	231 875	2 108 362
	Sub Total	425 565	7 185 620	511 511	10 113 831
South Africa					
251	Pulp And Waste Paper	15 465 219	103 963 615	14 477 227	91 911 933
282	Waste And Scrap Metal Of Iron/Steel	5 322 120	93 546 755	3 170 829	50 803 597
522	Inorganic Chemical Elements, Oxides And Halogen Salts	6 323 704	12 993 279	14 461 136	26 972 209
263	Cotton	2 432 719	15 597 730	4 133 122	26 484 555
281	Iron Ore And Concentrates	0	74 972 000	0	13 757 955
	Others	3 669 411	68 114 324	7 152 617	89 970 568
	Sub Total	33 213 173	369 187 703	43 394 931	299 900 817
Zimbabwe					
263	Cotton	4 037 898	11 683 769	6 822 903	19 334 558
121	Tobacco, Unmanufactured And Refused	0	563 502	0	1 803 744
278	Other Crude Minerals	0	1 008 000	0	276 438
651	Textile Yarns	0	11 223	0	23 007
074	Tea And Mate	0	1 640	0	16 536
	Others	0	68	0	1 029
	Sub Total	4 037 898	13 268 202	6 822 903	21 455 312
Zambia					
682	Copper	0	393 402	0	3 156 934
263	Cotton	253 815	1 028 184	433 590	1 564 452
121	Tobacco, Unmanufactured And Refused	0	257 400	0	731 582
	Sub Total	253 815	1 678 986	433 590	5 452 968
Malawi					
263	Cotton	284 366	2 492 956	490 560	3 533 869
074	Tea And Mate	0	46 643	0	78 795
121	Tobacco, Unmanufactured And Refused	0	420	0	2 862
	Sub Total	284 366	2 540 019	490 560	3 615 526
Mauritius					
575	Other Plastics In Primary Forms	11 563	3 756 439	23 411	6 180 744
679	Tubes, Pipes, Hollow Profile, Pipe Fitting Of Iron/Steel	0	1 744 739	0	2 610 854
723	Civil Engineering And Contractor Plants And Equipments/Parts	0	190 296	0	1 023 709
651	Textile Yarns	900	336 291	1 729	763 303
582	Plates, Sheets, And Film Of Plastics	1 285	135 892	2 554	571 772
	Others	68 300	1 335 962	130 434	3 576 195
	Sub Total	82 048	7 499 619	158 128	14 726 577
Rwanda					
676	Iron/Steel Bars, Rods, Angels, Shaped And Sections	0	103 074	0	89 788
598	Miscellaneous Chemical Products	0	463	0	1 050
784	Parts And Accessories Of The Motor Vehicles	0	15	0	12
	Sub Total	0	103 552	0	90 850
Virgin Islands (British)					
811	Prefabricated Buildings	0	530 000	0	3 800 000
592	Starches, Inulin, And Wheat Glutenal Buminoidal Substances; Glue	0	1 616 657	0	1 276 385
773	Equipment For Distributing Electricity	0	253 797	0	1 174 630

699	Manufactures Of Base Metals	68 777	304 761	131 831	441 014
899	Other Miscellaneous Manufactured Articles	18 778	301 426	25 375	435 481
	Others	166 758	3 273 152	204 333	1 574 180
	Sub Total	254 313	6 279 793	361 539	8 701 690
Other Africa					
776	Thermionic, Cold Cathode, And Photo Cathode Valves/Tubes	0	21	0	20 000
	Sub Total	0	21	0	20 000
Australia					
041	Wheat And Meslin, Unmilled	216 399 472	1 482 995 389	97 313 677	680 438 093
001	Live Animals Other Than Fish	16 188 981	160 047 940	32 212 133	299 589 810
684	Aluminium	8 934 344	74 005 431	25 012 789	213 370 485
282	Waste And Scrap Metal Of Iron/Steel	1 042 590	297 743 652	487 512	164 052 893
285	Aluminium Ores And Concentrates	0	314 000 856	0	137 036 668
	Others	294 739 926	2 641 357 376	188 603 978	1 913 447 060
	Sub Total	537 305 313	4 970 150 644	343 630 089	3 407 935 009
New Zealand					
022	Milk,Cream, And Milk Products Other Than Butter Or Cheese	1 102 451	49 660 354	4 030 670	171 943 607
282	Waste And Scrap Metal Of Iron/Steel	7 964 861	151 565 707	3 921 439	78 192 429
251	Pulp And Waste Paper	18 946 538	125 820 342	10 733 079	61 802 941
098	Edible Products And Preparations	1 592 661	13 690 994	6 273 374	61 695 832
011	Meat Of Bovine Animals Fresh, Chilled Or Frozen	688 186	17 496 425	2 069 041	49 788 353
	Others	14 077 351	201 805 682	13 908 800	213 207 634
	Sub Total	44 372 048	560 039 504	40 936 403	636 630 796
Micronesia, Federated States Of					
292	Crude Vegetable Materials	169	651	1 640	6 866
057	Fruit And Nut; Fresh Or Dried	3	6	32	64
	Sub Total	172	657	1 672	6 930
Guam					
792	Aircraft And Associated Equipments And Parts	0	82	0	33 767
334	Petroleum Products, Refined	0	580	0	1 408
844	Women'S Coats/Jackets, Knitted	24	24	730	730
791	Railway Vehicles And Associated Equipments	0	6	0	275
845	Articles Of Apparel	0	6	0	199
	Others	0	1	0	25
	Sub Total	24	699	730	36 404
Nauru					
745	Other Non-Electical Machinery, Tools, And Mechanical Apparatus	0	7 826	0	461 975
642	Paper And Paperboard Cut To Size/Shape And Article Of Papers	0	225	0	3 867
653	Fabrics, Woven, Of Man-Made Fibres	0	405	0	1 859
652	Cotton Fabrics, Woven	0	174	0	800
	Sub Total	0	8 630	0	468 501
New Caledonia					
665	Glassware	0	10 450	0	132 902
764	Telecommunication Equipments And Parts	0	4 307	0	15 033
884	Optical Goods	0	1 044	0	11 921
749	Non-Electric Parts And Accessories Of Machineries	0	67	0	4 672
898	Musical Instrument And Parts/Accessories	0	129	0	1 470
	Others	0	10	0	97
	Sub Total	0	16 007	0	166 095
Northern Mariana Islands					
653	Fabrics, Woven, Of Man-Made Fibres	0	4 497	0	19 533
848	Articles Of Apparel And Clothing Accessories Of Other Than Text	0	2 059	0	5 557
652	Cotton Fabrics, Woven	0	13	0	70
	Sub Total	0	6 569	0	25 160
British Indian Ocean Territory					
741	Heating And Cooling Equipments And Parts	0	708	0	76 248
751	Office Machines	0	2 913	0	37 627
699	Manufactures Of Base Metals	0	216	0	2 105
625	Rubber Tyre,Tyre Cases,Tyre Treads,Inner Tubes, And Tyre Flaps	0	413	0	1 155
899	Other Miscellaneous Manufactured Articles	0	17	0	175
	Sub Total	0	4 267	0	117 310
American Samoa					
263	Cotton	213 888	2 640 365	343 968	4 493 659
723	Civil Engineering And Contractor Plants And Equipments/Parts	0	119 860	0	1 446 004
781	Passenger Motor Cars	21 500	132 577	180 443	1 064 129
282	Waste And Scrap Metal Of Iron/Steel	0	1 452 527	0	530 172
081	Feeding Stuff For Animals	208 763	457 521	155 111	356 535
	Others	4 818	357 332	16 409	1 227 218
	Sub Total	448 969	5 160 182	695 931	9 117 717
Cook Islands					
716	Rotating Electric Plants And Parts	6 888	6 888	128 640	128 640

747	Taps, Cocks, And Valves For Pipes	1 740	1 740	100 008	100 008
663	Mineral Manufactures	65 063	65 063	69 629	69 629
725	Papermill/Pulpmill Machinery And Paper Cutting Machines	995	995	39 322	39 322
874	Measuring, Checking, Analysing, And Controlling Instrument And Others	342	342	16 956	16 956
		1 999	34 327	34 762	46 077
	Sub Total	77 027	109 355	389 317	400 632
Fiji					
282	Waste And Scrap Metal Of Iron/Steel	0	153 620	0	94 994
273	Stone, Sand And Gravel	0	3 487	0	21 001
652	Cotton Fabrics, Woven	0	625	0	1 828
695	Tools For Used In The Hand Or In Machines	122	122	1 620	1 620
653	Fabrics, Woven, Of Man-Made Fibres	0	330	0	953
	Others	0	82	0	646
	Sub Total	122	158 266	1 620	121 042
Kiribati					
694	Nails, Screws, Nuts, Bolts, Rivets Of Iron/Steel Or Copper	0	7	0	414
	Sub Total	0	7	0	414
Marshall Islands					
893	Article Of Plastics	0	33	0	211
	Sub Total	0	33	0	211
Samoa					
773	Equipment For Distributing Electricity	0	383 949	0	1 562 569
575	Other Plastics In Primary Forms	0	150 600	0	419 400
772	Electrical Apparatus For Making And Breaking Electrical Circuit	3	46 907	163	293 178
813	Lighting Fixtures And Fittings	0	50 215	0	222 823
642	Paper And Paperboard Cut To Size/Shape And Article Of Papers	0	40 915	0	133 789
	Others	5	50 700	40	214 639
	Sub Total	8	723 286	203	2 846 398
Solomon Islands					
282	Waste And Scrap Metal Of Iron/Steel	0	4 153 960	0	2 256 751
246	Wood In Chips Or Particles And Waste	0	8 606 046	0	936 618
776	Thermionic, Cold Cathode, And Photo Cathode Valves/Tubes	0	11	0	47 100
	Sub Total	0	12 760 017	0	3 240 469
Tonga					
282	Waste And Scrap Metal Of Iron/Steel	0	1 733 000	0	381 260
292	Crude Vegetable Materials	0	3 455	0	19 662
048	Cereal Preparations And Preparations Of Flours/Starches Of Fruit	390	638	3 301	5 284
058	Fruits, Preserved And Preparations	62	247	246	961
642	Paper And Paperboard Cut To Size/Shape And Article Of Papers	0	27	0	693
	Sub Total	452	1 737 367	3 547	407 860
Tuvalu					
653	Fabrics, Woven, Of Man-Made Fibres	0	20 173	0	76 794
772	Electrical Apparatus For Making And Breaking Electrical Circuit	0	9	0	97
	Sub Total	0	20 182	0	76 891
Christmas Islands					
892	Printed Matter	0	45	0	14 700
725	Papermill/Pulpmill Machinery And Paper Cutting Machines	0	2 800	0	5 100
874	Measuring, Checking, Analysing, And Controlling Instrument And	0	6	0	88
	Sub Total	0	2 851	0	19 888
United States Minor Outlying Island					
657	Special Yarns, Textile Fabrics	0	7 544	0	26 569
775	Household Type, Electrical/Non-Electrical Equipments	175	175	500	500
655	Knitted Or Crocheted Fabrics	0	63	0	480
	Sub Total	175	7 782	500	27 549
Cocos (Keeling) Islands					
725	Papermill/Pulpmill Machinery And Paper Cutting Machines	0	96 146	0	5 286 091
773	Equipment For Distributing Electricity	0	194 801	0	2 946 126
679	Tubes, Pipes, Hollow Profile, Pipe Fitting Of Iron/Steel	0	82 484	0	1 224 061
747	Taps, Cocks, And Valves For Pipes	0	12 852	0	882 286
771	Electric Power Machinery And Parts	0	41 607	0	636 022
	Others	97 147	179 074	121 778	939 740
	Sub Total	97 147	606 964	121 778	11 914 326
Tokelau					
653	Fabrics, Woven, Of Man-Made Fibres	0	95	0	2 519
842	Women'S Coats/Jacket, Not Knitted	0	24	0	432
	Sub Total	0	119	0	2 951
East Timor					
071	Coffee And Coffee Substitutes	370 691	1 415 513	674 821	2 634 618
282	Waste And Scrap Metal Of Iron/Steel	20 000	100 000	4 000	25 708
223	Oil Seeds Use For Extraction Of Other Fixed Vegetable Oils	0	28 000	0	14 000
057	Fruit And Nut; Fresh Or Dried	0	13 500	0	2 025
723	Civil Engineering And Contractor Plants And Equipments/Parts	0	698	0	1 020

Sub Total		390 691	1 557 711	678 821	2 677 371
United States					
792 Aircraft And Associated Equipments And Parts		77 415	1 440 161	28 571 697	739 357 249
222 Oil Seeds Use For Extraction Ofsoft Fixed Vegetable Oils		64 686 206	828 558 114	45 286 770	508 161 972
041 Wheat And Meslin, Unmilled		168 631 221	1 068 444 610	73 664 523	480 922 044
263 Cotton		26 202 466	248 411 523	44 080 064	405 609 845
081 Feeding Stuff For Animals		68 864 227	577 500 623	42 266 318	329 069 196
Others		205 972 327	2 189 231 433	457 136 571	4 309 700 196
Sub Total		534 433 862	4 913 586 464	691 005 943	6 772 820 502
Canada					
041 Wheat And Meslin, Unmilled		96 463 742	1 160 465 394	46 910 737	520 918 589
562 Fertilizers, Manufactured		87 367 000	815 994 200	71 070 509	509 984 741
251 Pulp And Waste Paper		33 189 856	317 222 883	24 777 573	244 408 213
764 Telecommunication Equipments And Parts		12 563	412 541	6 122 937	51 126 602
782 Motor Vehicle For The Transportation Of Goods		1	1 615 250	85	32 126 994
Others		13 884 982	143 786 045	28 996 217	265 257 071
Sub Total		230 918 144	2 439 496 313	177 878 058	1 623 822 210
Mexico					
764 Telecommunication Equipments And Parts		4 816	121 993	954 388	27 485 870
562 Fertilizers, Manufactured		13 822 600	18 404 800	10 773 547	14 378 078
288 Non-Ferrous Base Metal Waste And Scraps		258 323	3 171 434	648 885	11 030 737
752 Automatic Data Processing Machines And Their Units		7 649	72 971	942 563	9 134 386
282 Waste And Scrap Metal Of Iron/Steel		651 933	12 806 358	461 569	6 998 452
Others		2 420 538	15 811 708	7 225 736	57 522 446
Sub Total		17 165 859	50 389 264	21 006 688	126 549 969
Guatemala					
282 Waste And Scrap Metal Of Iron/Steel		0	1 756 725	0	912 909
634 Veneers,Plywood,Improved/Reconstituted Wood Worked		0	40 002	0	48 513
551 Essential Oils, Perfumes, And Flavour Materials		0	470	0	20 067
685 Lead		0	88 028	0	18 486
724 Textile/Leather Machinery And Parts		0	10 323	0	8 963
Others		281	11 464	3 748	20 424
Sub Total		281	1 907 012	3 748	1 029 362
Honduras					
282 Waste And Scrap Metal Of Iron/Steel		0	815 940	0	282 509
248 Wood,Simply Worked And Railway Sleeper Of Wood		0	20 852	0	18 862
844 Women'S Coats/Jackets, Knitted		67	333	2 206	14 893
845 Articles Of Apparel		14	350	969	14 863
842 Women'S Coats/Jacket, Not Knitted		0	130	0	10 499
Others		0	836	0	18 947
Sub Total		81	838 441	3 175	360 573
Nicaragua					
282 Waste And Scrap Metal Of Iron/Steel		147 922	346 178	87 274	195 915
748 Transmission Shafts And Cranks		0	2 176	0	67 899
742 Pumps For Liquid And Parts		0	1 437	0	26 279
699 Manufactures Of Base Metals		0	1 092	0	25 939
749 Non-Electric Parts And Accessories Of Machineries		0	1 113	0	23 239
Others		0	25 020	0	82 363
Sub Total		147 922	377 016	87 274	421 634
Panama					
793 Ships, Boats, And Floating Structures		250 000	9 243 000	300 000	31 601 616
282 Waste And Scrap Metal Of Iron/Steel		402 850	3 679 080	268 176	2 258 490
515 Organo-Inorganic And Heterocyclic Compounds		0	800	0	79 200
575 Other Plastics In Primary Forms		19 500	43 250	37 050	66 738
724 Textile/Leather Machinery And Parts		0	29 200	0	59 098
Others		128	101 977	7 953	239 937
Sub Total		672 478	13 097 307	613 179	34 305 079
Cuba					
542 Medicaments, Including Veterinary Medicaments		0	21	0	39 160
287 Ores And Concentrates Of Basemetals		0	56 112	0	38 360
Sub Total		0	56 133	0	77 520
Curacao					
562 Fertilizers, Manufactured		0	17 529 000	0	17 529 000
759 Parts And Accessories For Machine Of Heading 751 Or 752		0	79 068	0	61 200
653 Fabrics, Woven, Of Man-Made Fibres		3 634	4 296	28 606	32 214
652 Cotton Fabrics, Woven		2 175	2 175	27 593	27 593
772 Electrical Apparatus For Making And Breaking Electrical Circuit		0	7	0	11 213
Others		0	259	0	1 775
Sub Total		5 809	17 614 805	56 199	17 662 995
Suriname					
842 Women'S Coats/Jacket, Not Knitted		0	70	0	1 516
001 Live Animals Other Than Fish		39	39	786	786
744 Mechanical Handling Equipments And Parts		0	1	0	309
844 Women'S Coats/Jackets, Knitted		0	1	0	6
Sub Total		39	111	786	2 617
Chile					

281	Iron Ore And Concentrates	0	835 267 000	0	128 165 753
251	Pulp And Waste Paper	24 365 005	87 556 230	18 017 694	65 470 177
562	Fertilizers, Manufactured	351 000	9 769 000	386 100	6 830 745
057	Fruit And Nut; Fresh Or Dried	44 919	3 598 446	46 186	6 425 228
784	Parts And Accessories Of The Motor Vehicles	60 648	420 907	897 955	5 542 306
	Others	1 488 298	9 020 443	1 948 686	10 875 018
	Sub Total	26 309 870	945 632 026	21 296 621	223 309 227
Venezuela					
511	Hydrocarbon And Their Halogenated, Nitrated Derivatives	0	9 083 203	0	11 677 543
651	Textile Yarns	0	164 619	0	650 242
514	Nitrogen-Function Compounds	54 000	82 000	229 500	348 500
541	Medicinal And Pharmaceutical Products	0	2 254	0	105 102
542	Medicaments, Including Veterinary Medicaments	0	6 532	0	55 440
	Others	15 000	41 414	11 558	121 462
	Sub Total	69 000	9 380 022	241 058	12 958 289
Argentina					
081	Feeding Stuff For Animals	99 758 520	854 553 328	50 736 744	420 819 248
041	Wheat And Meslin, Unmilled	0	77 371 460	0	33 993 860
222	Oil Seeds Use For Extraction Of soft Fixed Vegetable Oils	20 535 085	43 096 925	11 998 439	27 065 287
022	Milk, Cream, And Milk Products Other Than Butter Or Cheese	500 000	3 425 000	1 266 880	9 501 399
679	Tubes, Pipes, Hollow Profile, Pipe Fitting Of Iron/Steel	538 346	3 069 349	1 313 142	7 418 867
	Others	4 343 253	22 086 928	3 068 384	20 653 662
	Sub Total	125 675 204	1 003 602 990	68 383 589	519 452 323
Brazil					
672	Ingots And Other Iron/Steel In Primary Forms	41 284 553	383 733 832	53 696 450	283 980 606
081	Feeding Stuff For Animals	7 199 741	385 825 323	3 498 084	187 395 601
281	Iron Ore And Concentrates	142 682 000	834 958 000	33 302 551	138 500 283
263	Cotton	11 398 128	61 722 252	18 855 621	94 771 063
671	Pig Iron, Spiegeleisen, Sponge Iron, And Ferro-Alloys	357 000	127 757 847	818 494	73 608 445
	Others	12 940 426	166 840 216	40 405 066	335 770 376
	Sub Total	215 861 848	1 960 837 470	150 576 266	1 114 026 374
Colombia					
591	Disinfectants, Insecticides, And Fungicides Put In Forms	0	614 430	0	1 383 406
513	Carboxylic Acids, And Their Anhydrides, Halides, Peroxides	20 000	437 499	25 000	517 663
081	Feeding Stuff For Animals	0	425 000	0	401 625
282	Waste And Scrap Metal Of Iron/Steel	551 165	551 165	365 890	365 890
575	Other Plastics In Primary Forms	19 000	151 804	34 285	350 024
	Others	188 469	380 846	204 107	1 313 530
	Sub Total	778 634	2 560 744	629 282	4 332 138
Bolivia					
522	Inorganic Chemical Elements, Oxides And Halogen Salts	0	672 000	0	460 344
248	Wood, Simply Worked And Railway Sleeper Of Wood	0	33 532	0	49 718
679	Tubes, Pipes, Hollow Profile, Pipe Fitting Of Iron/Steel	0	1	0	29
	Sub Total	0	705 533	0	510 091
Uruguay					
679	Tubes, Pipes, Hollow Profile, Pipe Fitting Of Iron/Steel	0	578 883	0	1 455 497
251	Pulp And Waste Paper	0	1 938 724	0	1 445 518
248	Wood, Simply Worked And Railway Sleeper Of Wood	1 532 222	2 769 284	514 157	1 123 324
036	Crustaceans, Molluscs, And Aquatic Invertebrates	0	1 443 039	0	848 367
057	Fruit And Nut; Fresh Or Dried	23 400	406 500	24 242	350 469
	Others	14 440	274 585	10 304	660 074
	Sub Total	1 570 062	7 411 015	548 703	5 883 249
Paraguay					
611	Leathers	117 490	940 553	114 663	1 166 853
551	Essential Oils, Perfumes, And Flavour Materials	0	3 899	0	53 238
635	Wood Manufactures	24 110	24 110	8 921	8 921
776	Thermionic, Cold Cathode, And Photo Cathode Valves/Tubes	0	142	0	4 332
743	Pumps, Compressors, Fans, Blowers, Centrifuges, And Parts	0	1	0	1 519
	Others	0	106	0	898
	Sub Total	141 600	968 811	123 584	1 235 761
Ecuador					
282	Waste And Scrap Metal Of Iron/Steel	346 180	3 216 435	233 672	1 377 729
081	Feeding Stuff For Animals	529 720	1 151 712	635 664	1 237 448
071	Coffee And Coffee Substitutes	0	135 000	0	1 055 700
292	Crude Vegetable Materials	80 200	320 200	102 320	330 320
673	Flat Rolled Products, Not Clad	0	113 905	0	324 099
	Others	505	114 588	30 459	644 060
	Sub Total	956 605	5 051 840	1 002 115	4 969 356
Peru					
081	Feeding Stuff For Animals	4 249 630	24 223 414	4 773 653	24 884 724
057	Fruit And Nut; Fresh Or Dried	0	1 086 507	0	1 943 871
411	Animal Oils And Fats	75 562	489 860	157 397	741 837
248	Wood, Simply Worked And Railway Sleeper Of Wood	49 480	212 252	76 030	304 899
523	Metallic salts And Peroxysalts	0	100 800	0	276 192
	Others	10 220	320 618	35 234	863 804

Sub Total		4 384 892	26 433 451	5 042 314	29 015 327
Guyana					
282	Waste And Scrap Metal Of Iron/Steel	145 030	250 015	89 919	155 010
278	Other Crude Minerals	0	140 000	0	75 376
759	Parts And Accessories For Machine Of Heading 751 Or 752	0	20 327	0	20 820
285	Aluminium Ores And Concentrates	0	20 000	0	11 208
Sub Total		145 030	430 342	89 919	262 414
Trinidad And Tobago					
671	Pig Iron,Spiegeleisen,Sponge Iron, And Ferro-Alloys	31 430 620	58 984 540	23 720 838	34 707 516
251	Pulp And Waste Paper	308 590	1 516 232	87 078	365 267
282	Waste And Scrap Metal Of Iron/Steel	48 490	482 795	32 731	246 794
742	Pumps For Liquid And Parts	0	8	0	7
Sub Total		31 787 700	60 983 575	23 840 647	35 319 584
Bahamas					
282	Waste And Scrap Metal Of Iron/Steel	210 380	2 816 028	134 643	1 276 304
851	Footwears	1 886	1 886	14 420	14 420
771	Electric Power Machinery And Parts	0	20	0	291
Sub Total		212 266	2 817 934	149 063	1 291 015
Jamaica					
282	Waste And Scrap Metal Of Iron/Steel	0	640 266	0	279 490
775	Household Type, Electrical/Non-Electrical Equipments	0	2 175	0	24 946
071	Coffee And Coffee Substitutes	0	210	0	11 970
842	Women'S Coats/Jacket, Not Knitted	0	70	0	2 960
713	Internal Combustion Piston Engines And Parts	0	25	0	2 856
Others		0	40	0	162
Sub Total		0	642 786	0	322 384
Puerto Rico					
515	Organo-Inorganic And Heterocyclic Compounds	63	6 680	1 170 000	3 384 304
282	Waste And Scrap Metal Of Iron/Steel	5 938 023	6 620 714	2 801 060	3 030 398
764	Telecommunication Equipments And Parts	10 389	33 887	20 823	1 357 993
541	Medicinal And Pharmaceutical Products	100	17 642	48 244	960 464
542	Medicaments, Including Veterinary Medicaments	1	1 983	61	749 548
Others		1 829	12 869	27 220	900 682
Sub Total		5 950 405	6 693 775	4 067 408	10 383 389
Belize					
671	Pig Iron,Spiegeleisen,Sponge Iron, And Ferro-Alloys	126 000	126 000	257 137	257 137
081	Feeding Stuff For Animals	0	20 000	0	34 000
697	Household Equipment Of Base Metals	0	17 532	0	18 883
Sub Total		126 000	163 532	257 137	310 020
Dominican Republic					
282	Waste And Scrap Metal Of Iron/Steel	2 399 518	8 687 168	1 518 492	3 846 950
774	Electrical Apparatus For Medical Purposes And Radiological Appa	0	361	0	35 747
772	Electrical Apparatus For Making And Breaking Electrical Circuit	0	599	0	23 473
121	Tobacco, Unmanufactured And Refused	0	220	0	11 891
541	Medicinal And Pharmaceutical Products	0	158	0	10 741
Others		8	346	702	11 806
Sub Total		2 399 526	8 688 852	1 519 194	3 940 608
El Salvador					
251	Pulp And Waste Paper	0	517 644	0	553 705
282	Waste And Scrap Metal Of Iron/Steel	232 030	763 997	158 941	388 241
542	Medicaments, Including Veterinary Medicaments	0	1 250	0	25 320
844	Women'S Coats/Jackets, Knitted	0	12	0	496
843	Men'S Coats/Jackets, Knitted	0	11	0	457
Others		0	16	0	541
Sub Total		232 030	1 282 930	158 941	968 760
Costa Rica					
223	Oil Seeds Use For Extraction Of Other Fixed Vegetable Oils	4 574	33 345	945 891	5 624 782
282	Waste And Scrap Metal Of Iron/Steel	3 503 698	8 092 739	2 249 265	4 683 979
759	Parts And Accessories For Machine Of Heading 751 Or 752	656	3 201	67 144	747 427
611	Leathers	4 833	9 675	73 500	143 500
248	Wood,Simply Worked And Railway Sleeper Of Wood	0	126 000	0	125 688
Others		106	7 310	1 743	106 047
Sub Total		3 513 867	8 272 270	3 337 543	11 431 423
Haiti					
724	Textile/Leather Machinery And Parts	0	35 200	0	162 961
685	Lead	0	211 957	0	44 511
551	Essential Oils, Perfumes, And Flavour Materials	0	326	0	12 699
844	Women'S Coats/Jackets, Knitted	2	6	51	242
845	Articles Of Apparel	0	2	0	102
Others		0	1	0	47
Sub Total		2	247 492	51	220 562
Barbados					
282	Waste And Scrap Metal Of Iron/Steel	30 000	567 215	15 377	254 217
784	Parts And Accessories Of The Motor Vehicles	0	259	0	2 148
629	Articles Of Rubbers	0	3	0	22
Sub Total		30 000	567 477	15 377	256 387

Antigua And Barbuda					
743	Pumps, Compressors, Fans, Blowers, Centrifuges, And Parts	4 903	4 908	35 078	35 120
741	Heating And Cooling Equipments And Parts	330	330	2 362	2 362
679	Tubes, Pipes, Hollow Profile, Pipe Fitting Of Iron/Steel	0	1 665	0	2 136
711	Steam And Other Vapour Generating Boilers And Parts	0	12	0	230
761	Television Receivers	0	13	0	194
	Others	0	1	0	11
	Sub Total	5 233	6 929	37 440	40 053
Anguilla					
023	Butter And Other Fats From Milk	0	1	0	9
	Sub Total	0	1	0	9
Aruba					
713	Internal Combustion Piston Engines And Parts	0	37	0	1 289
	Sub Total	0	37	0	1 289
Cape Verde					
752	Automatic Data Processing Machines And Their Units	0	141	0	7 987
841	Men'S Coats/Jackets, Not Knitted	0	62	0	4 685
723	Civil Engineering And Contractor Plants And Equipments/Parts	0	185	0	2 916
	Sub Total	0	388	0	15 588
Dominica					
724	Textile/Leather Machinery And Parts	0	2 800	0	21 983
772	Electrical Apparatus For Making And Breaking Electrical Circuit	27	56	697	1 906
716	Rotating Electric Plants And Parts	0	1	0	116
759	Parts And Accessories For Machine Of Heading 751 Or 752	0	1	0	90
	Sub Total	27	2 858	697	24 095
Falkland Islands (Malvinas)					
653	Fabrics, Woven, Of Man-Made Fibres	0	5 202	0	96 183
611	Leathers	0	213	0	8 483
	Sub Total	0	5 415	0	104 666
French Guiana					
778	Electrical Machinery And Apparatus	0	110	0	3 451
679	Tubes, Pipes, Hollow Profile, Pipe Fitting Of Iron/Steel	0	27	0	647
	Sub Total	0	137	0	4 098
French Polynesia					
034	Fish, Fresh, Chilled Or Frozen	0	30 405	0	15 507
893	Article Of Plastics	0	15	0	191
775	Household Type, Electrical/Non-Electrical Equipments	0	4	0	63
	Sub Total	0	30 424	0	15 761
Grenada					
662	Clay And Refractory Construction Materials	0	40 000	0	28 758
699	Manufactures Of Base Metals	2 240	2 240	17 207	17 207
	Sub Total	2 240	42 240	17 207	45 965
Netherlands Antilles					
744	Mechanical Handling Equipments And Parts	0	10 240	0	254 233
778	Electrical Machinery And Apparatus	13 364	15 896	101 268	154 042
651	Textile Yarns	0	2 150	0	66 647
679	Tubes, Pipes, Hollow Profile, Pipe Fitting Of Iron/Steel	300	16 821	8 998	55 533
874	Measuring, Checking, Analysing, And Controlling Instrument And	119	558	14 052	41 781
	Others	1 415	98 128	7 393	136 132
	Sub Total	15 198	143 793	131 711	708 368
Norfolk Islands					
651	Textile Yarns	0	20 801	0	89 030
282	Waste And Scrap Metal Of Iron/Steel	0	122 297	0	50 753
821	Furnitures And Parts	0	6 275	0	20 204
	Sub Total	0	149 373	0	159 987
Saint Lucia					
778	Electrical Machinery And Apparatus	1 418	3 208	13 602	48 936
282	Waste And Scrap Metal Of Iron/Steel	0	82 300	0	35 153
772	Electrical Apparatus For Making And Breaking Electrical Circuit	0	1 434	0	13 962
874	Measuring, Checking, Analysing, And Controlling Instrument And	0	203	0	6 958
582	Plates, Sheets, And Film Of Plastics	0	415	0	4 049
	Sub Total	1 418	87 560	13 602	109 058
Guadeloupe					
685	Lead	0	50 000	0	49 000
748	Transmission Shafts And Cranks	0	12	0	265
	Sub Total	0	50 012	0	49 265
United Kingdom					
793	Ships, Boats, And Floating Structures	7 110 597	7 131 729	135 042 526	135 951 604

782	Motor Vehicle For The Transportation Of Goods	513 726	8 491 804	5 007 589	81 929 894
251	Pulp And Waste Paper	19 741 091	287 833 811	5 316 136	77 955 196
282	Waste And Scrap Metal Of Iron/Steel	38 704 500	86 200 736	28 921 701	56 127 612
716	Rotating Electric Plants And Parts	177 602	2 083 747	2 190 174	27 741 730
	Others	8 949 095	99 645 726	47 753 146	546 386 704
	Sub Total	75 196 611	491 387 553	224 231 272	926 092 740
Netherlands					
251	Pulp And Waste Paper	16 920 889	217 897 208	3 574 684	51 498 817
022	Milk, Cream, And Milk Products Other Than Butter Or Cheese	952 319	12 502 367	2 375 745	39 503 809
098	Edible Products And Preparations	797 177	6 460 980	4 449 628	35 931 075
515	Organo-Inorganic And Heterocyclic Compounds	1 338 235	12 970 207	3 276 811	33 832 510
728	Other Machines And Equipment Specialized For Particular Industr	75 713	410 688	3 681 789	20 595 146
	Others	17 487 772	102 712 985	44 223 968	343 550 094
	Sub Total	37 572 105	352 954 435	61 582 625	524 911 451
France					
792	Aircraft And Associated Equipments And Parts	80 688	333 619	51 989 012	255 637 952
772	Electrical Apparatus For Making And Breaking Electrical Circuit	281 273	2 957 834	5 833 818	69 016 912
723	Civil Engineering And Contractor Plants And Equipments/Parts	585 570	5 260 912	6 148 164	54 150 799
773	Equipment For Distributing Electricity	137 821	1 096 210	983 843	45 676 028
679	Tubes, Pipes, Hollow Profile, Pipe Fitting Of Iron/Steel	204 921	10 680 524	3 888 438	29 743 354
	Others	26 213 959	207 357 992	56 479 662	573 205 464
	Sub Total	27 504 232	227 687 091	125 322 937	1 027 430 509
Germany, Fed. Rep. Of					
764	Telecommunication Equipments And Parts	156 462	2 624 463	15 375 065	329 753 601
728	Other Machines And Equipment Specialized For Particular Industr	307 655	4 288 117	9 360 760	138 573 858
793	Ships, Boats, And Floating Structures	0	14 204 271	0	109 716 475
741	Heating And Cooling Equipments And Parts	545 019	2 778 230	22 245 948	91 256 350
772	Electrical Apparatus For Making And Breaking Electrical Circuit	203 602	1 881 851	7 750 712	81 368 186
	Others	68 483 648	636 097 095	189 966 941	1 942 742 696
	Sub Total	69 696 386	661 874 027	244 699 426	2 693 411 166
Austria					
776	Thermionic, Cold Cathode, And Photo Cathode Valves/Tubes	24 764	318 930	12 015 632	136 172 932
716	Rotating Electric Plants And Parts	50 013	752 899	1 604 278	23 508 044
641	Papers And Paperboards	413 351	3 252 081	1 812 279	13 855 984
642	Paper And Paperboard Cut To Size/Shape And Article Of Papers	294 939	2 584 737	1 400 657	11 701 476
728	Other Machines And Equipment Specialized For Particular Industr	9 951	63 135	660 282	8 856 653
	Others	2 753 395	31 758 632	14 670 594	118 439 457
	Sub Total	3 546 413	38 730 414	32 163 722	312 534 546
Belgium					
515	Organo-Inorganic And Heterocyclic Compounds	1 006 304	14 678 148	5 267 323	53 688 555
716	Rotating Electric Plants And Parts	83 294	797 491	1 796 578	46 701 339
251	Pulp And Waste Paper	10 943 100	138 725 509	2 327 883	32 151 808
046	Meal And Flour Of Wheat And Flour Of Meslin	5 341 000	56 102 000	2 962 492	31 286 337
724	Textile/Leather Machinery And Parts	5 732	1 373 041	159 366	23 729 941
	Others	14 907 642	127 799 811	46 042 684	360 450 104
	Sub Total	32 287 072	339 476 000	58 556 326	548 008 084
Switzerland					
764	Telecommunication Equipments And Parts	23 935	1 154 683	1 646 059	86 256 732
724	Textile/Leather Machinery And Parts	45 546	1 445 226	1 331 894	40 130 094
714	Engines And Motors, Non-Electric And Parts	11 761	81 347	4 733 429	35 368 683
551	Essential Oils, Perfumes, And Flavour Materials	76 416	761 521	2 672 161	23 873 971
533	Pigments, Paints, Varnishes, And Related Materials	13 777	634 418	285 327	21 171 884
	Others	4 155 047	72 412 903	19 011 646	290 108 506
	Sub Total	4 326 482	76 490 098	29 680 516	496 909 870
Luxembourg					
676	Iron/Steel Bars, Rods, Angels, Shaped And Sections	851 696	1 575 201	1 696 480	2 425 823
121	Tobacco, Unmanufactured And Refused	0	446 985	0	1 654 488
749	Non-Electric Parts And Accessories Of Machineries	0	96 314	0	1 257 226
553	Perfumery, Cosmetics, And Toilet Preparations	179	13 206	3 037	215 454
735	Parts Of Machine Tools	0	861	0	134 751
	Others	2 411	574 667	12 809	571 482
	Sub Total	854 286	2 707 234	1 712 326	6 259 224
Monaco					
542	Medicaments, Including Veterinary Medicaments	0	362	0	337 841
553	Perfumery, Cosmetics, And Toilet Preparations	197	3 517	7 800	119 076
575	Other Plastics In Primary Forms	0	3 981	0	36 339
592	Starches, Inulin, And Wheat Glutenal Buminoidal Substances; Glue	0	50 000	0	24 350
774	Electrical Apparatus For Medical Purposes And Radiological Appa	0	264	0	12 331
	Others	0	4 097	0	39 111
	Sub Total	197	62 221	7 800	569 048
Denmark					
098	Edible Products And Preparations	271 319	2 061 473	2 589 000	16 837 122
022	Milk, Cream, And Milk Products Other Than Butter Or Cheese	189 700	2 716 725	1 162 338	14 446 803
542	Medicaments, Including Veterinary Medicaments	1 257	46 942	477 946	7 140 609
741	Heating And Cooling Equipments And Parts	4 198	130 521	60 292	3 702 188
727	Food Processing Machines And Parts	230	52 402	2 950	2 633 727
	Others	339 858	5 307 104	4 054 815	40 259 586
	Sub Total	806 562	10 315 167	8 347 341	85 020 035

Norway					
562	Fertilizers, Manufactured	1 088 510	75 863 258	695 190	51 661 362
744	Mechanical Handling Equipments And Parts	101	628 794	1 983	12 002 924
713	Internal Combustion Piston Engines And Parts	120	440 873	1 721	10 088 761
772	Electrical Apparatus For Making And Breaking Electrical Circuit	7 905	76 623	51 243	6 097 504
793	Ships, Boats, And Floating Structures	0	1 756 978	0	5 275 735
	Others	2 163 370	24 973 741	3 404 514	56 100 892
	Sub Total	3 260 006	103 740 267	4 154 651	141 227 178
Sweden					
764	Telecommunication Equipments And Parts	590 023	3 370 432	75 196 014	482 176 147
251	Pulp And Waste Paper	14 462 840	91 631 023	11 240 971	74 701 707
725	Papermill/Pulpmill Machinery And Paper Cutting Machines	12 856	4 075 490	1 167 280	68 687 639
782	Motor Vehicle For The Transportation Of Goods	838 283	4 665 731	7 676 605	45 906 991
641	Papers And Paperboards	6 456 463	29 620 944	6 660 806	32 835 255
	Others	6 453 835	34 901 114	21 905 076	213 716 429
	Sub Total	28 814 300	168 264 734	123 846 752	918 024 168
Finland					
764	Telecommunication Equipments And Parts	60 975	868 391	5 254 411	153 934 211
713	Internal Combustion Piston Engines And Parts	421	629 263	15 414	20 309 181
725	Papermill/Pulpmill Machinery And Paper Cutting Machines	48 919	1 186 699	1 012 342	19 660 310
641	Papers And Paperboards	2 278 965	17 932 571	1 939 767	16 035 641
251	Pulp And Waste Paper	3 983 400	19 064 687	2 860 636	14 209 308
	Others	927 916	22 682 370	5 135 910	102 037 502
	Sub Total	7 300 596	62 363 981	16 218 480	326 186 153
Ireland					
098	Edible Products And Preparations	30 355	1 095 910	900 684	15 826 904
022	Milk, Cream, And Milk Products Other Than Butter Or Cheese	172 414	3 700 761	657 822	13 249 406
752	Automatic Data Processing Machines And Their Units	6 288	46 589	1 177 024	12 633 710
551	Essential Oils, Perfumes, And Flavour Materials	66 101	834 751	789 893	9 095 561
542	Medicaments, Including Veterinary Medicaments	5 011	23 543	395 167	5 816 258
	Others	127 681	15 950 522	837 035	22 642 704
	Sub Total	407 850	21 652 076	4 757 625	79 264 543
Italy					
728	Other Machines And Equipment Specialized For Particular Industr	387 026	2 598 142	6 218 161	57 937 832
723	Civil Engineering And Contractor Plants And Equipments/Parts	2 168 034	18 308 708	6 404 945	54 764 338
764	Telecommunication Equipments And Parts	49 041	603 738	2 726 399	46 550 447
745	Other Non-Electrical Machinery, Tools, And Mechanical Apparatus	54 475	976 631	1 591 705	44 045 578
743	Pumps, Compressors, Fans, Blowers, Centrifuges, And Parts	22 174	1 165 673	675 577	37 284 255
	Others	13 969 640	170 164 884	60 323 913	604 357 850
	Sub Total	16 650 390	193 817 776	77 940 700	844 940 300
Spain					
691	Structures And Parts Of Iron/Steel Or Aluminium	24	7 327 329	2 958	27 602 952
533	Pigments, Paints, Varnishes, And Related Materials	662 627	13 620 512	1 206 082	20 765 373
679	Tubes, Pipes, Hollow Profile, Pipe Fitting Of Iron/Steel	79 517	2 986 625	542 157	14 578 856
684	Aluminium	348 063	3 191 979	1 002 321	8 838 567
772	Electrical Apparatus For Making And Breaking Electrical Circuit	29 983	289 679	675 351	8 394 414
	Others	3 024 911	43 988 623	13 213 059	144 567 513
	Sub Total	4 145 125	71 404 747	16 641 928	224 747 675
Portugal					
845	Articles Of Apparel	5 056	41 797	243 130	2 168 052
844	Women'S Coats/Jackets, Knitted	1 304	13 996	57 394	768 259
697	Household Equipment Of Base Metals	33 343	186 393	91 958	545 340
841	Men'S Coats/Jackets, Not Knitted	325	9 327	14 238	507 530
842	Women'S Coats/Jacket, Not Knitted	809	6 573	45 621	489 325
	Others	25 811	2 396 616	399 818	3 914 185
	Sub Total	66 648	2 654 702	852 159	8 392 691
Iceland					
752	Automatic Data Processing Machines And Their Units	0	66	0	1 121 618
278	Other Crude Minerals	0	8 296 288	0	751 656
542	Medicaments, Including Veterinary Medicaments	0	978	0	211 917
411	Animal Oils And Fats	3 800	25 528	12 780	163 862
898	Musical Instrument And Parts/Accessories	0	233	0	45 028
	Others	340	275 557	2 362	98 533
	Sub Total	4 140	8 598 650	15 142	2 392 614
Montserrat					
749	Non-Electric Parts And Accessories Of Machineries	0	4	0	180
	Sub Total	0	4	0	180
Greece					
263	Cotton	0	3 391 175	0	7 901 671
121	Tobacco, Unmanufactured And Refused	27 720	1 010 143	329 314	5 115 872
251	Pulp And Waste Paper	376 520	10 929 137	123 815	2 518 330
724	Textile/Leather Machinery And Parts	0	86 406	0	1 546 084
662	Clay And Refractory Construction Materials	0	321 127	0	938 164
	Others	403 333	2 399 495	195 315	4 126 393
	Sub Total	807 573	18 137 483	648 444	22 146 514
Vatican City State (Holy See)					
873	Meters And Counters	0	5 449	0	58 540

894	Baby Carriages, Toys, Games, And Sporting Goods	75	75	78	78
	Sub Total	75	5 524	78	58 618
Andorra					
778	Electrical Machinery And Apparatus	0	789	0	4 420
695	Tools For Used In The Hand Or In Machines	0	1	0	131
	Sub Total	0	790	0	4 551
Liechtenstein					
121	Tobacco, Unmanufactured And Refused	0	198 000	0	463 777
728	Other Machines And Equipment Specialized For Particular Industr	900	1 750	49 000	99 859
725	Papermill/Pulpmill Machinery And Paper Cutting Machines	475	475	54 498	54 498
522	Inorganic Chemical Elements, Oxides And Halogen Salts	14	29	3 212	6 782
772	Electrical Apparatus For Making And Breaking Electrical Circuit	0	71	0	1 718
	Others	0	106	0	3 016
	Sub Total	1 389	200 431	106 710	629 650
Democratic Republic Of The Congo					
121	Tobacco, Unmanufactured And Refused	0	99 000	0	237 600
247	Wood In The Rough Or Roughly Squared	0	44 313	0	34 466
223	Oil Seeds Use For Extraction Of Other Fixed Vegetable Oils	0	68 000	0	34 000
634	Veneers,Plywood,Improved/Reconstituted Wood Worked	1 150	1 150	4 079	4 079
057	Fruit And Nut; Fresh Or Dried	0	13 500	0	2 025
	Sub Total	1 150	225 963	4 079	312 170
Hungary					
714	Engines And Motors, Non-Electric And Parts	2 240	16 887	1 103 420	7 657 745
764	Telecommunication Equipments And Parts	2 247	8 943	1 342 350	3 150 862
778	Electrical Machinery And Apparatus	28 251	186 819	482 066	2 829 678
541	Medicinal And Pharmaceutical Products	5 398	8 068	78 310	1 681 691
752	Automatic Data Processing Machines And Their Units	574	10 301	58 644	1 281 067
	Others	72 572	1 725 770	860 300	8 835 676
	Sub Total	111 282	1 956 788	3 925 090	25 436 719
Poland					
672	Ingots And Other Iron/Steel In Primary Forms	0	28 248 820	0	17 590 230
764	Telecommunication Equipments And Parts	15 402	130 569	1 008 814	8 099 325
553	Perfumery, Cosmetics, And Toilet Preparations	13 710	338 057	179 322	4 736 531
784	Parts And Accessories Of The Motor Vehicles	1 758	7 245 836	93 421	4 721 502
598	Miscellaneous Chemical Products	196 800	1 654 268	478 400	3 694 703
	Others	251 584	23 277 966	1 103 972	25 391 495
	Sub Total	479 254	60 895 516	2 863 929	64 233 786
Romania					
747	Taps, Cocks, And Valves For Pipes	11 455	226 023	98 404	1 668 707
749	Non-Electric Parts And Accessories Of Machineries	0	19 391	0	558 793
792	Aircraft And Associated Equipments And Parts	0	1 190	0	533 448
679	Tubes, Pipes, Hollow Profile, Pipe Fitting Of Iron/Steel	18 557	322 984	25 477	522 539
842	Women'S Coats/Jacket, Not Knitted	837	13 714	31 736	492 358
	Others	223 207	1 310 942	346 183	4 087 345
	Sub Total	254 056	1 894 244	501 800	7 863 190
Bulgaria					
075	Spices	2 310 739	6 120 819	741 533	2 032 094
523	Metallicsalts And Peroxysalts	987 840	5 062 420	318 200	1 502 655
682	Copper	37 130	243 673	143 400	1 068 757
685	Lead	373 518	373 518	745 979	745 979
121	Tobacco, Unmanufactured And Refused	0	124 740	0	675 896
	Others	240 802	2 378 834	453 649	5 501 350
	Sub Total	3 950 029	14 304 004	2 402 761	11 526 731
Yugoslavia					
894	Baby Carriages, Toys, Games, And Sporting Goods	0	427	0	113 888
891	Arms And Ammunitions	0	1 112	0	8 030
513	Carboxylic Acids,And Their Anhydrides,Halides,Peroxides	0	314	0	4 727
679	Tubes, Pipes, Hollow Profile, Pipe Fitting Of Iron/Steel	27	38	585	891
746	Ball Or Roller Bearings	0	100	0	587
	Others	0	117	0	189
	Sub Total	27	2 108	585	128 312
Albania					
684	Alumunium	0	199 944	0	496 461
845	Articles Of Apparel	100	581	4 618	31 625
893	Article Of Plastics	0	315	0	7 197
842	Women'S Coats/Jacket, Not Knitted	0	202	0	6 900
841	Men'S Coats/Jackets, Not Knitted	0	14	0	1 330
	Others	0	105	0	1 783
	Sub Total	100	201 161	4 618	545 296
Armenia					
073	Chocolate And Other Food Preparations Containing Cocoa	0	3 115	0	16 322
745	Other Non-Electical Machinery, Tools, And Mechanical Apparatus	0	105	0	5 050
711	Steam And Other Vapour Generating Boilers And Parts	0	179	0	3 515

Sub Total	0	3 399	0	24 887
Azerbaijan				
333 Petroleum Oil, Crude	0	132 999 830	0	99 965 532
728 Other Machines And Equipment Specialized For Particular Industr	0	701	0	27 437
634 Veneers,Plywood,Improved/Reconstituted Wood Worked	26 160	26 160	9 669	9 669
778 Electrical Machinery And Apparatus	0	207	0	9 232
893 Article Of Plastics	0	5	0	207
Sub Total	26 160	133 026 903	9 669	100 012 077
Belarus				
562 Fertilizers, Manufactured	0	156 865 106	0	87 665 762
625 Rubber Tyre,Tyre Cases,Tyre Treads,Inner Tubes, And Tyre Flaps	183 092	2 339 515	938 984	16 726 987
676 Iron/Steel Bars, Rods, Angels, Shaped And Sections	0	24 683	0	46 771
842 Women'S Coats/Jacket, Not Knitted	82	82	3 654	3 654
746 Ball Or Roller Bearings	0	316	0	749
Others	0	22	0	314
Sub Total	183 174	159 229 724	942 638	104 444 237
Kazakhstan				
673 Flat Rolled Products, Not Clad	0	10 608 923	0	9 011 951
685 Lead	340 838	2 406 361	687 815	6 665 264
686 Zinc	0	1 188 842	0	3 246 195
674 Flat Rolled Products, Clad Or Plated	0	181 495	0	154 272
746 Ball Or Roller Bearings	2	25	126	1 485
Others	0	158	0	130
Sub Total	340 840	14 385 804	687 941	19 079 297
Kyrgyzstan				
533 Pigments, Paints, Varnishes, And Related Materials	0	13 217	0	203 494
263 Cotton	0	100 546	0	162 369
674 Flat Rolled Products, Clad Or Plated	0	119 046	0	129 232
651 Textile Yarns	41 029	41 029	64 005	64 005
266 Synthetic Fibres Suitable For Spinning	0	20 100	0	56 405
Others	1 809	63 384	11 702	139 442
Sub Total	42 838	357 322	75 707	754 947
Moldova, Republic Of				
611 Leathers	14 750	34 851	267 311	919 079
873 Meters And Counters	0	3 262	0	177 621
748 Transmission Shafts And Cranks	0	3 008	0	113 850
776 Thermionic, Cold Cathode, And Photo Cathode Valves/Tubes	0	37	0	98 240
655 Knitted Or Crocheted Fabrics	0	10 041	0	71 073
Others	7 504	80 531	58 253	316 709
Sub Total	22 254	131 730	325 564	1 696 572
Tajikistan				
263 Cotton	0	346 689	0	617 756
533 Pigments, Paints, Varnishes, And Related Materials	0	530	0	3 200
Sub Total	0	347 219	0	620 956
Turkmenistan				
629 Articles Of Rubbers	0	5	0	8
Sub Total	0	5	0	8
Ukraine				
672 Ingots And Other Iron/Steel In Primary Forms	116 573 037	800 398 626	144 082 303	661 210 879
673 Flat Rolled Products, Not Clad	2 757 658	50 498 146	3 772 583	56 714 514
562 Fertilizers, Manufactured	0	94 759 408	0	55 295 336
675 Flat Rolled Products And Alloy Steels	1 445 587	30 165 540	1 873 524	33 540 743
674 Flat Rolled Products, Clad Or Plated	12 842	24 769 108	17 380	22 832 734
Others	6 149 670	43 686 504	3 624 778	28 458 526
Sub Total	126 938 794	1 044 277 332	153 370 568	858 052 732
Uzbekistan				
263 Cotton	124 741	5 922 605	210 509	9 928 823
844 Women'S Coats/Jackets, Knitted	0	55	0	2 166
651 Textile Yarns	0	229	0	1 113
846 Clothing Accessories Of Textiles Fabrics	0	15	0	416
Sub Total	124 741	5 922 904	210 509	9 932 518
Lithuania				
562 Fertilizers, Manufactured	2 975 000	2 975 000	3 073 175	3 073 175
625 Rubber Tyre,Tyre Cases,Tyre Treads,Inner Tubes, And Tyre Flaps	154 217	320 026	847 396	1 668 287
657 Special Yarns,Textile Fabrics	0	1 606	0	83 661
684 Aluminium	0	13 326	0	71 210
899 Other Miscellaneous Manufactured Articles	0	1 679	0	51 703
Others	609	56 983	14 619	92 657
Sub Total	3 129 826	3 368 620	3 935 190	5 040 693
Latvia				
232 Synthetic Rubber Latex, Synthetic/Reclaimed Rubber	0	64 800	0	226 800
282 Waste And Scrap Metal Of Iron/Steel	0	352 040	0	154 898
655 Knitted Or Crocheted Fabrics	0	1 326	0	105 403
874 Measuring, Checking, Analysing, And Controlling Instrument And	133	313	13 560	23 940

656	Tulle,Lace,Embroidery,Ribbons,Trimmings And Other Small Wares	0	176	0	15 767
	Others	179	2 667	5 753	63 213
	Sub Total	312	421 322	19 313	590 021
Estonia					
764	Telecommunication Equipments And Parts	3 466	14 043	439 621	1 942 226
773	Equipment For Distributing Electricity	15 691	102 734	185 589	1 124 239
282	Waste And Scrap Metal Of Iron/Steel	0	1 586 660	0	973 028
251	Pulp And Waste Paper	510 120	2 360 950	97 565	531 114
641	Papers And Paperboards	493 861	494 311	480 467	481 015
	Others	267	98 810	9 889	443 272
	Sub Total	1 023 405	4 657 508	1 213 131	5 494 894
Georgia					
685	Lead	0	100 970	0	203 863
764	Telecommunication Equipments And Parts	0	49	0	153 073
282	Waste And Scrap Metal Of Iron/Steel	0	224 000	0	147 840
778	Electrical Machinery And Apparatus	9 725	9 794	134 424	135 776
679	Tubes, Pipes, Hollow Profile, Pipe Fitting Of Iron/Steel	5 992	5 992	131 533	131 533
	Others	24 347	40 109	158 082	457 577
	Sub Total	40 064	380 914	424 039	1 229 662
Croatia					
737	Metalworking Machinery And Parts	426	162 815	3 798	1 076 216
248	Wood,Simply Worked And Railway Sleeper Of Wood	45 340	833 537	39 555	726 414
728	Other Machines And Equipment Specialized For Particular Industr	0	115 745	0	288 417
121	Tobacco, Unmanufactured And Refused	39 600	79 200	143 550	231 670
541	Medicinal And Pharmaceutical Products	2	854	8 300	188 959
	Others	216	242 714	1 964	242 620
	Sub Total	85 584	1 434 865	197 167	2 754 296
Bosnia And Herzegovina					
334	Petroleum Products, Refined	0	16 814	0	35 153
851	Footwears	4	140	576	10 504
641	Papers And Paperboards	0	12 062	0	9 304
743	Pumps, Compressors, Fans, Blowers, Centrifuges, And Parts	0	291	0	5 148
784	Parts And Accessories Of The Motor Vehicles	0	14	0	467
	Others	24	201	721	1 669
	Sub Total	28	29 522	1 297	62 245
Malta					
121	Tobacco, Unmanufactured And Refused	93 775	93 775	801 776	801 776
741	Heating And Cooling Equipments And Parts	0	5 118	0	144 832
721	Agricultural Machinery And Parts	0	2 930	0	141 023
634	Veneers,Plywood,Improved/Reconstituted Wood Worked	0	50 409	0	17 833
657	Special Yarns,Textile Fabrics	0	6 071	0	17 233
	Others	224	3 201	886	18 042
	Sub Total	93 999	161 504	802 662	1 140 739
Slovakia					
764	Telecommunication Equipments And Parts	11 586	29 876	7 578 104	13 346 117
778	Electrical Machinery And Apparatus	28 940	196 628	247 194	1 380 449
743	Pumps, Compressors, Fans, Blowers, Centrifuges, And Parts	0	161 186	0	903 167
776	Thermionic, Cold Cathode, And Photo Cathode Valves/Tubes	44	941	11 707	733 932
737	Metalworking Machinery And Parts	4 195	38 218	91 122	504 335
	Others	238 049	2 254 851	368 654	3 279 148
	Sub Total	282 814	2 681 700	8 296 781	20 147 148
Slovenia					
725	Papermill/Pulpmill Machinery And Paper Cutting Machines	0	12 548	0	1 188 000
743	Pumps, Compressors, Fans, Blowers, Centrifuges, And Parts	16 706	128 626	69 570	719 423
541	Medicinal And Pharmaceutical Products	0	5 700	0	684 000
516	Other Organic Chemicals	260	3 030	39 520	460 560
675	Flat Rolled Products And Alloy Steels	20 750	116 959	87 890	456 759
	Others	108 934	1 658 208	590 058	4 418 833
	Sub Total	146 650	1 925 071	787 038	7 927 575
Czech Republic					
764	Telecommunication Equipments And Parts	14 171	389 996	482 449	14 794 108
641	Papers And Paperboards	295 212	5 983 165	328 334	7 211 539
022	Milk,Cream, And Milk Products Other Than Butter Or Cheese	0	1 450 000	0	6 113 850
772	Electrical Apparatus For Making And Breaking Electrical Circuit	27 456	180 376	672 741	4 953 534
514	Nitrogen-Function Compounds	224 000	2 170 568	594 860	4 602 434
	Others	721 001	3 859 915	1 185 570	14 283 075
	Sub Total	1 281 840	14 034 020	3 263 954	51 958 540
South Georgia And The South Sa					
642	Paper And Paperboard Cut To Size/Shape And Article Of Papers	4 401	8 834	5 393	10 741
679	Tubes, Pipes, Hollow Profile, Pipe Fitting Of Iron/Steel	0	1 408	0	2 885
772	Electrical Apparatus For Making And Breaking Electrical Circuit	0	31	0	697
743	Pumps, Compressors, Fans, Blowers, Centrifuges, And Parts	0	16	0	151
	Sub Total	4 401	10 289	5 393	14 474
Rep. Of Macedonia					
842	Women'S Coats/Jacket, Not Knitted	2	399	59	11 198
791	Railway Vehicles And Associated Equipments	0	54	0	5 859
841	Men'S Coats/Jackets, Not Knitted	2	25	698	4 748

845	Articles Of Apparel	0	61	0	3 049
851	Footwears	0	56	0	2 385
	Others	0	61	0	1 317
	Sub Total	4	656	757	28 556
Russia Federation					
672	Ingots And Other Iron/Steel In Primary Forms	0	584 274 345	0	430 511 498
562	Fertilizers, Manufactured	40 865 000	679 613 136	40 893 275	353 893 104
334	Petroleum Products, Refined	0	63 343 764	0	84 683 380
682	Copper	494 391	6 525 239	4 061 998	50 953 471
671	Pig Iron,Spiegeleisen,Sponge Iron, And Ferro-Alloys	61 900	72 435 510	271 346	32 197 164
	Others	7 843 613	146 759 323	12 879 188	153 080 023
	Sub Total	49 264 904	1 552 951 317	58 105 807	1 105 318 640
	Total Import	7 867 576 749	85 647 272 981 10 732 446 784	112 373 560 211	

<https://www.bps.go.id>

K1. IMPOR KAWASAN BERIKAT / BOUNDED ZONE IMPORT
MENURUT GOLONGAN BARANG 2 DIJIT HS / BY COMMODITY 2 DIGITS HS
**** OKTOBER / OCTOBER 2008 ****

HS	Uraian Golongan Barang Group description	Berat Bersih / Net weight (Kg)		Nilai CIF / CIF Value (US\$)	
		Bulan ini Current month	Kumulatif Cum. Jan. to date	Bulan ini Current month	Kumulatif Cum. Jan. to date
03	Fish And Crustaceans	312 097	11 022 595	1 285 767	20 898 812
04	Dairy Products, Bird'S Eggs, Natural Honey	0	15 208 373	0	70 359 219
05	Products Of Animal Origin	12 876	296 212	127 350	4 129 128
06	Live Trees And Other Plants	1 310	4 141	20 709	62 590
07	Edible Vegetables And Certain Roots And Tubers	31 309	140 298	62 499	163 116
08	Edible Fruits And Nuts	2 365	59 716	10 350	121 881
09	Coffee, Tea, Mate, And Spices	99 058	865 018	273 950	1 899 343
10	Cereals	0	59 485	0	84 664
11	Products Of The Milling Industry; Malt, Starches	1 410 291	26 693 702	490 146	9 931 874
12	Oil Seeds, Oleaginous Fruits; Grains,Seed, Fruits	216 513	2 441 757	508 549	5 140 644
13	Lac; Gums; Resins, Other Vegetable Saps, Extracts	59 482	763 113	110 419	1 646 826
14	Vegetable Plaiting Materials; Vegetable Products	2 294	38 650	12 712	78 420
15	Animal-Vegetable Oils/Fats, Their Cleavage Prod.	142 019	12 328 300	640 554	15 672 107
16	Preparations Of Meat/Fish/Crustaceans/Molluscs	53	94 653	740	664 612
17	Sugar And Sugar Confectionery	309 632	5 464 882	363 208	3 501 171
18	Cocoa And Cocoa Preparations	22	45 455	276	794 425
19	Prep.Of Cereals, Flour, Starch, Milk, Cooks' Prod.	142 780	1 555 249	470 112	2 938 725
20	Prep. Of Vegetables, Fruits, Nuts, Part Of Plants	15 093	1 742 638	45 505	2 082 947
21	Miscellaneous Edible Preparations	1 268	89 392	4 247	711 518
22	Beverages, Spirit, And Vinegar	72 837	769 176	819 910	3 232 996
23	Residues And Waste From The Food Industries	19 255	61 200	132 387	189 463
24	Tobacco And Manufactured Tobacco Substitutes	63 398	11 522 713	501 882	47 899 656
25	Salts; Sulphur; Earths, Stone; Lime, Cemen	25 306 151	264 193 162	4 933 016	87 549 842
26	Ores, Slag, And Ash	488 720	2 531 102	417 293	2 692 697
27	Mineral Fuels/Oils, Prod. Of Their Distillation	7 239 084	167 916 322	5 462 469	192 989 695
28	Inorganic Chemicals	21 893 742	180 335 388	11 550 756	108 741 436
29	Organic Chemicals	12 258 909	132 816 336	16 972 618	212 280 181
30	Pharmaceutical Products	10 402	825 124	61 209	4 484 570
31	Fertilizers	11 154	294 746	35 604	305 255
32	Tanning Or Dyeing Extracts	2 154 034	21 744 972	7 985 298	92 624 771
33	Essential Oils & Resinoids; Perfumery, Cosmetic	100 962	495 723	1 353 372	17 870 036
34	Soap, Organic Surface-Active Agent, Lubric. Prep.	740 306	9 500 997	2 807 344	31 386 268
35	Albuminoidal Substances; Glues; Enzymes	1 582 085	32 651 792	4 480 025	55 216 657
36	Explosives; Pyrotechnic Prod.; Matches;	59 747	878 088	1 632 513	7 695 285
37	Photographic And Cinematographic Goods	173 066	2 094 562	811 037	14 131 753
38	Miscellaneous Chemical Products	3 210 398	28 258 891	9 622 467	104 136 269
39	Plastics And Articles Thereof	31 707 105	410 325 896	96 110 402	1 053 546 150
40	Rubber And Articles Thereof	6 317 568	60 147 566	21 884 727	187 572 093
41	Raw Hides, Skins, And Leather	2 856 468	27 951 993	26 472 773	201 436 025
42	Articles Of Leather; Saddlery, Travel Goods	31 034	591 669	397 929	6 925 478
43	Furskins And Artificial Fur; Manufact. Thereof	2 509	63 667	25 560	1 052 098
44	Wood And Articles Of Wood; Wood Charcoal	7 821 371	79 801 669	4 377 579	44 512 691
45	Cork And Articles Of Cork	933	70 896	18 291	342 360
46	Manufact. Of Straw, Plaiting Materials	90	98 600	3 730	209 295
47	Pulp Of Wood Or Of Fibrous Cellulosic Material	19 165 664	256 558 349	15 561 135	236 448 081
48	Paper & Paperboard; Articles Of Paper Pulp	8 563 772	91 103 673	17 574 991	204 998 458
49	Printed Books, Newspapers, Pictures	177 637	1 135 955	1 309 584	12 328 614
50	Silk	124 453	1 232 324	1 034 037	10 799 193
51	Wool, Fine Or Coarse Animal Hair; Woven Fabrics	228 113	3 087 269	3 864 752	42 720 474
52	Cotton	12 948 076	177 921 560	67 850 723	725 258 829
53	Other Vegetable Textile Fibres; Paper Yarns	303 949	3 694 409	810 020	16 265 335
54	Man-Made Filaments	4 712 777	53 892 618	37 253 264	400 981 824
55	Man-Made Staple Fibres	3 696 802	58 150 836	17 813 852	223 988 932
56	Wadding, Felt, And Non-Wovens	933 251	12 073 103	7 338 367	63 766 468
57	Carpets And Other Textile Floor Coverings	37 479	1 573 393	3 584 059	7 575 445
58	Special Woven Fabrics; Tufted Textile Fabrics	1 530 181	16 320 438	15 247 203	159 014 802
59	Impregnated, Coated, Covered Textile Fabrics	1 318 476	11 299 133	9 371 509	99 155 605
60	Knitted Or Crocheted Fabrics	6 182 753	73 925 472	49 553 792	550 033 231
61	Articles Of Apparel, Knitted Or Crocheted	492 218	5 583 623	4 299 046	39 193 605
62	Articles Of Apparel, Not Knitted Or Crocheted	157 623	3 196 891	2 482 009	30 608 450
63	Other Made Up Textile Articles; Worn Clothing	82 744	1 945 212	515 298	9 498 018
64	Footwear, Gaiters; Parts Of Such Articles	384 536	4 074 541	4 210 078	33 938 349
65	Headgear And Parts Thereof	30 702	335 485	234 470	3 166 962
66	Umbrellas, Seat-Sticks, Whips, Riding Crops	88 741	376 099	362 425	1 148 840
67	Prepared Feathers, Artificial Flowers	110	85 474	320	859 052
68	Articles Of Stone, Cement, Asbestos, Mica	601 037	7 346 309	1 723 441	19 478 944
69	Ceramic Products	1 235 648	25 481 923	4 915 144	47 073 217
70	Glass And Glassware	713 766	76 244 669	2 727 603	97 190 012
71	Natural And Cultured Pearls, Precious Stones	33 064	308 555	4 226 369	49 606 364
72	Iron And Steel	48 752 064	652 966 742	75 387 512	844 798 365
73	Articles Of Iro And Steel	32 825 198	376 139 807	91 574 279	930 634 039
74	Cooper And Articles Thereof	8 865 253	80 768 996	42 552 955	567 297 461
75	Nickel And Articles Thereof	59 233	1 500 580	964 228	10 995 075
76	Aluminium And Articles Thereof	3 335 920	53 062 551	13 795 961	146 691 173
78	Lead And Articles Thereof	39 751	1 463 571	467 026	6 962 967
79	Zinc And Articles Thereof	884 468	6 653 179	2 545 359	20 748 292
80	Tin And Articles Thereof	2 291 092	7 081 844	4 078 406	22 978 341
81	Other Base Metal; Cermets; And Articles Thereof	65 365	265 613	1 577 190	7 232 288
82	Tools, Implements, Cutlery, Spoon & Forks	129 509	4 249 162	1 989 744	38 164 564
83	Miscellaneous Articles Of Base Metal	1 443 783	17 625 931	8 005 511	87 853 111
84	Nuclear Reactors, Boilers, Machinery, Parts	21 507 132	257 153 566	313 110 499	3 711 419 719
85	Electrical Machinery & Equipments	22 911 139	293 768 707	562 117 786	6 188 973 661
86	Railway/Tramway Locomotive, Mechanical Traffic	41 997	1 181 021	188 604	6 525 202
87	Vehicles Other Than Railway/Tramway, Parts	15 381 469	207 864 091	109 443 252	1 630 251 269
88	Aircraft And Its Components	2 597	72 354	1 543 189	27 291 186
89	Ships, Boat, And Floating Structures	174 186	8 608 957	858 363	38 331 603

90	Optical, Photographic, Cinematographic	1 017 678	12 039 757	38 516 109	418 228 154
91	Clocks And Watches And Parts Thereof	9 264	66 627	717 558	1 811 379
92	Musical Instruments; Parts And Accessories	714 532	9 641 991	6 649 121	79 757 860
93	Arms And Ammunition; Parts And Accessories	743	5 091	5 561	105 897
94	Furniture, Bedding, Mattress Support, Cushion	597 277	8 093 235	3 127 112	52 849 044
95	Toys, Games And Sports Requisites; Parts	20 175	972 688	830 201	42 114 824
96	Miscellaneous Manufactured Articles	1 312 582	6 790 143	7 560 726	81 106 958
97	Works Of Arts, Collectors' Piece And Antiques	7	12 551	6 157	126 952
98	Vehicles In-Ckd And Their Components	46 109	8 053 307	361 004	47 686 179
99	Postal Packages, Parcels, And Returned Goods	0	2 137	0	15 208
Total Import		353 051 885	4 417 907 391	1 785 134 188	20 715 952 917

<https://www.bps.go.id>

K2. IMPOR KAWASAN BERIKAT / BOUNDED ZONE IMPORT
MENURUT GOLONGAN BARANG SITC / BY SITC COMMODITY GROUP
**** OKTOBER / OKTOBER 2008 ****

SITC Uraian Golongan Barang Group Description	Berat Bersih / Net Weight (Kg)		Nilai CIF / CIF Value (US\$)	
	Bulan ini Current month	Kumulatif Cum. Jan to date	Bulan ini Current month	Kumulatif Cum. Jan to date
A. By Commodity 1 Dijit SITC				
0 Bahan makanan dan binatang hidup	937.770	37.056.588	2.702.575	106.168.538
1 Minuman dan tembakau	135.050	11.959.052	1.319.476	50.636.515
2 Bahan mentah	60.687.590	720.965.548	56.902.521	780.426.647
3 Bahan bakar, bahan penyemir, dsb	7.239.084	166.456.746	5.462.469	191.616.566
4 Minyak/lemak nabati dan hewan	139.418	11.978.492	614.020	14.523.652
5 Bahan kimia	72.051.550	805.601.788	127.947.053	1.468.255.333
6 Hasil industri menurut bahan	142.797.751	1.784.757.865	496.133.692	5.283.777.024
7 Mesin dan alat pengangkutan	60.191.985	776.866.300	985.098.677	11.633.964.990
8 Hasil industri lainnya	8.852.227	102.153.562	105.833.336	1.155.857.080
9 Barang dan transaksi khusus lainnya	19.460	111.450	3.120.369	30.726.572
B. By Commodity 2 Dijit SITC				
01 Meat and meat preparations	53	8.904	740	65.341
02 Dairy product and eggs	2.173	15.230.509	26.570	70.515.299
03 Fish, crustaceans, molluscs and their preparations	312.097	11.099.244	1.285.767	21.446.192
04 Cereals and cereal preparations	55.484	1.101.847	241.516	2.203.772
05 Fruits and vegetables	55.453	2.121.531	126.985	2.498.212
06 Sugar, sugar preparations, and honey	309.632	5.466.350	363.208	3.517.391
07 Coffee, tea, cocoa, and spices	99.080	912.853	274.226	2.802.566
08 Feeding stuff for animals	19.255	61.404	132.387	196.483
09 Miscellaneous food preparations	84.543	1.053.946	251.176	2.923.282
11 Beverages	71.652	436.339	817.594	2.736.859
12 Tobacco and tobacco manufactured	63.398	11.522.713	501.882	47.899.656
21 Hides, skins and furskins	34.448	498.890	182.808	1.490.896
22 Oil seeds, nuts, and kernels	0	730	0	8.449
23 Crude rubber	5.118.872	49.331.046	12.606.610	111.769.685
24 Wood, lumber, and cork	1.513.792	16.237.362	1.524.295	13.959.496
25 Pulp and waste paper	19.165.664	256.558.349	15.561.135	236.448.081
26 Textile fibres and their waste	8.605.500	152.809.123	20.588.456	307.718.957
27 Crude fertilizers and crude minerals	25.315.907	233.285.194	4.964.512	85.301.869
28 Metalliferous ores and metal scraps	640.954	8.701.969	695.244	12.687.624
29 Crude animals and vegetable materials, nes	292.453	3.542.885	779.461	11.041.590
32 Coal, coke, and briquettes	0	280.069	0	312.126
33 Petroleum and petroleum products	7.239.031	166.027.023	5.461.972	190.403.789
34 Gas; natural and manufactured	53	149.654	497	900.651
41 Animal oils and fats	1.405	221.867	96.000	1.638.479
42 Fixed vegetable oils/fats	134.998	11.050.800	513.868	12.148.513
43 Animal vegetable oils/fats	3.015	705.825	4.152	736.660
51 Organic chemicals	12.280.188	133.725.974	16.343.777	209.212.675
52 Inorganic chemicals	21.893.742	180.324.216	11.550.756	108.669.892
53 Dyeing, tanning, and colouring materials	2.274.551	24.039.081	7.839.268	97.827.942
54 Medical and pharmaceutical products	15.448	873.284	811.418	10.713.464
55 Essential oils and perfumery materials	564.424	5.970.091	3.320.410	36.907.456
56 Manufactured fertilizers	1.401	72.261	4.395	140.972
57 Plastics in primary forms	25.894.092	339.731.211	60.181.758	701.916.082
58 Plastics in non-primary forms	2.801.441	33.143.544	11.659.249	127.986.630
59 Chemical materials and its products, nes	6.326.263	87.722.126	16.236.022	174.880.220
61 Leather, leather med, nes	2.831.773	27.543.268	26.394.504	201.458.250
62 Rubber manufactured, nes	1.130.270	10.338.924	8.946.315	72.879.427
63 Wood and cork manufactured	6.308.512	63.635.203	2.871.575	30.895.555
64 Paper, paperboard, and manufactured thereof	8.187.618	86.194.997	12.635.603	137.484.281
65 Textile yarns, fabrics, and their products	23.509.029	262.642.441	194.044.061	2.006.532.794
66 Non metallic minerals manufactured	2.537.023	140.937.580	9.015.285	162.873.291
67 Iron and steel	74.803.672	940.457.984	133.939.643	1.442.813.758
68 Non ferrous metals	12.233.482	135.402.728	57.674.983	732.904.089
69 Manufactured of metal, nes	11.256.372	117.604.740	50.611.723	495.935.579
71 Power generating machine and equipments	2.944.619	42.120.370	41.332.185	576.818.806
72 Machinery specialized for particular industry	5.781.626	70.350.379	65.750.546	857.604.051
73 Metalworking machinery	1.050.461	13.375.382	15.048.967	159.828.080
74 General industrial machinery and equipments	11.596.668	123.265.937	87.932.502	1.084.420.124
75 Office machinery and automatic data processing	2.512.466	30.997.033	133.210.702	1.349.244.300
76 Telecommunication and reproducers apparatus	6.493.941	71.115.767	189.021.476	2.169.258.071
77 Electrical machinery and apparatus	14.176.731	200.363.608	340.556.930	3.690.989.359

K2. IMPOR KAWASAN BERIKAT / BOUNDED ZONE IMPORT
MENURUT GOLONGAN BARANG SITC / BY SITC COMMODITY GROUP
**** OKTOBER / OKTOBER 2008 ****

SITC Uraian Golongan Barang Group Description	Berat Bersih / Net Weight (Kg)		Nilai CIF / CIF Value (US\$)	
	Bulan ini Current month	Kumulatif Cum. Jan to date	Bulan ini Current month	Kumulatif Cum. Jan to date
78 Road vehicles	15.435.883	216.103.576	109.701.171	1.675.808.795
79 Other transportation equipments	199.590	9.174.248	2.544.198	69.993.404
81 Sanitary, plumbing, and fittings	144.328	6.254.229	864.956	37.037.167
82 Furniture	400.967	2.954.862	2.122.467	18.005.747
83 Traveling goods	18.607	446.924	179.795	3.947.815
84 Clothing	932.252	11.975.001	9.797.676	97.770.106
85 Footwear	384.536	4.074.541	4.210.078	33.938.349
87 Professional, scientific, and contractor instruments	766.480	9.354.900	15.277.524	172.502.664
88 Photographic apparatus, equipments and optics	479.016	4.943.618	17.946.505	196.178.771
89 Miscellaneous manufactured articles	5.726.041	62.149.487	55.434.335	596.476.461
91 Postal packages	0	2.137	0	15.208
96 Coin; not being legal tender	43	73	1.575	6.064
97 Gold; non monetary	19.417	109.240	3.118.794	30.705.300
C. By Commodity 3 Dijit SITC				
017 Meat And Edible Meat Offal, Prepared Or Preserved	53	8.904	740	65.341
022 Milk,cream, And Milk Products Other Than Butter Or Cheese	0	15.207.862	0	70.358.422
023 Butter And Other Fats From Milk	0	764	0	1.279
025 Eggs, Birds, And Egg Yolks; Fresh, Dried Or Otherwise Preserved	2.173	21.883	26.570	155.598
034 Fish, Fresh, Chilled Or Frozen	100.000	10.295.462	189.500	17.626.874
035 Fish, Dried Salted Or In Brine; Smoked Fish	0	9.230	0	236.560
036 Crustaceans, Molluscs, And Aquatic Invertebrates	212.097	717.903	1.096.267	3.035.378
037 Fish, Crustaceans, Molluscs, And Other Aquatic Invertebrates; Prepared	0	76.649	0	547.380
041 Wheat And Meslin, Unmilled	0	59.437	0	83.772
045 Cereals, Unmilled	0	48	0	892
046 Meal And Flour Of Wheat And Flour Of Meslin	0	1	0	4
047 Other Cereal Meals And Flours	71	29.632	450	93.545
048 Cereal Preparations And Preparations Of Flours/starchs Of Fruit	55.413	1.012.729	241.066	2.025.559
054 Vegetables, Fresh, Chilled, Frozen Or Simply Preserved	31.004	139.594	61.893	159.627
056 Vegetables, Roots And Tubers, Prepared Or Preserved Nes	21.830	410.052	39.296	694.777
057 Fruit And Nut; Fresh Or Dried	2.365	58.852	10.350	117.824
058 Fruits, Preserved And Preparations	254	1.501.645	15.446	1.510.317
059 Fruit And Vegetable Juices	0	11.388	0	15.667
061 Sugar, Molasses, And Honey	309.632	5.464.857	363.208	3.499.531
062 Sugar Confectionery	0	1.493	0	17.860
071 Coffee And Coffee Substitutes	17.837	266.300	51.924	1.029.530
072 Cocoa	0	2.756	0	56.302
073 Chocolate And Other Food Preparations Containing Cocoa	22	42.699	276	738.123
074 Tea And Mate	18.325	450.430	31.016	532.835
075 Spices	62.896	150.668	191.010	445.776
081 Feeding Stuff For Animals	19.255	61.404	132.387	196.483
091 Margarine And Shortening	2.594	241.753	26.514	1.047.949
098 Edible Products And Preparations	81.949	812.193	224.662	1.875.333
111 Non-alcoholic Beverages, Nes	6.610	26.752	3.960	93.978
112 Alcoholic Beverages	65.042	409.587	813.634	2.642.881
121 Tobacco, Unmanufactured And Refused	31.035	10.949.337	166.891	43.204.776
122 Tobacco, Manufactured	32.363	573.376	334.991	4.694.880
211 Hides And Skins, Raw	34.448	497.824	182.808	1.476.695
212 Furskins, Raw	0	1.066	0	14.201
222 Oil Seeds Use For Extraction Ofsoft Fixed Vegetable Oils	0	60	0	720
223 Oil Seeds Use For Extraction Of Other Fixed Vegetable Oils	0	670	0	7.729
231 Natural Rubber Latex;natural Rubber And Similar Natural Gums	345.257	2.958.777	1.137.227	8.497.351
232 Synthetic Rubber Latex, Synthetic/reclaimed Rubber	4.773.615	46.372.269	11.469.383	103.272.334
244 Cork,natural,raw And Waste	100	29.812	1.804	74.562
245 Fuel Wood And Wood Charcoal	10.897	61.089	31.527	255.431
246 Wood In Chips Or Particles And Waste	0	20.157	0	5.141
247 Wood In The Rough Or Roughly Squared	592.156	5.184.258	483.722	2.215.640
248 Wood, simply Worked And Railway Sleeper Of Wood	910.639	10.942.046	1.007.242	11.408.722
251 Pulp And Waste Paper	19.165.664	256.558.349	15.561.135	236.448.081
261 Silk	2.116	287.130	35.682	2.964.224
263 Cotton	6.681.293	111.489.849	15.046.490	209.283.551
264 Jute And Other Textile Bast Fibres	146.274	2.099.592	128.988	1.933.000
265 Vegetable Textile Fibres,raw Or Processed;waste Of These Fibres	112.807	430.322	135.394	2.319.451
266 Synthetic Fibres Suitable For Spinning	926.808	27.760.423	2.500.801	53.136.845
267 Other Man-made Fibres Suitable For Spinning And Waste	634.043	9.979.726	1.710.071	30.136.724

K2. IMPOR KAWASAN BERIKAT / BOUNDED ZONE IMPORT
MENURUT GOLONGAN BARANG SITC / BY SITC COMMODITY GROUP
**** OKTOBER / OKTOBER 2008 ****

SITC Uraian Golongan Barang Group Description	Berat Bersih / Net Weight (Kg)		Nilai CIF / CIF Value (US\$)	
	Bulan ini Current month	Kumulatif Cum. Jan to date	Bulan ini Current month	Kumulatif Cum. Jan to date
268 Wool And Other Animal Hair	100.457	732.581	1.012.510	7.751.840
269 Old Clothing And Other Old Textile Articles; Rags	1.702	29.500	18.520	193.322
272 Fertilizers, Crude	231.953	591.572	53.209	351.338
273 Stone, Sand And Gravel	12.398.083	51.905.955	944.067	4.011.430
274 Sulphur And Unroasted Iron Pyrites	10.961.352	109.073.857	3.224.274	65.425.515
277 Natural Abrasives	403.300	13.586.335	147.776	4.881.470
278 Other Crude Minerals	1.321.219	58.127.475	595.186	10.632.116
281 Iron Ore And Concentrates	35.829	461.213	47.407	462.089
282 Waste And Scrap Metal Of Iron/steel	79.454	3.967.265	58.782	4.050.089
283 Copper Ores And Concentrates	8.746	74.258	56.303	377.689
284 Nickel Ores And Concentrates	0	476.010	0	1.525.087
285 Aluminium Ores And Concentrates	0	11.172	0	71.544
286 Ores And Concentrates Of Uraniumand Thorium	0	31.288	0	25.704
287 Ores And Concentrates Of Basemetals	452.891	1.738.806	369.886	1.805.492
288 Non-ferrous Base Metal Waste And Scraps	63.984	1.941.797	162.492	4.368.063
289 Ores And Concentrates Of Precious Metals; Waste,scraps	50	160	374	1.867
291 Crude Animal Materials	12.876	296.212	127.350	4.129.128
292 Crude Vegetable Materials	279.577	3.246.673	652.111	6.912.462
321 Coals, Pulverized Or Not	0	158.445	0	226.668
322 Briquettes, Lignite And Peat	0	1	0	21
325 Coke And Semi Coke Of Coal/lignite/peat	0	121.623	0	85.437
333 Petroleum Oil, Crude	0	9.405.418	0	8.191.311
334 Petroleum Products, Refined	4.535.249	152.453.602	3.752.848	177.371.867
335 Residual Petroleum Products, And Related Materials	2.703.782	4.168.003	1.709.124	4.840.611
342 Liquefied Propane And Butane	24	33.252	304	130.007
343 Natural Gas, Liquefied Or Not	0	1.840	0	28.444
344 Petroleum Gases And Other Gas	0	9.343	0	41.018
345 Coal Gas, Water Gas And Similar Gas	29	105.219	193	701.182
411 Animal Oils And Fats	1.405	221.867	96.000	1.638.479
421 Fixed Vegetable Fats And Oils Soft,crude,refined Or Fractioned	71.630	3.561.159	136.840	6.238.302
422 Fixed Vegetable Fats And Oils Solid,crude,refined Or Fractioned	63.368	7.489.641	377.028	5.910.211
431 Animal And Vegetable Oil; Fat Processed And Their Wax	3.015	705.825	4.152	736.660
511 Hydrocarbon And Their Halogenated, Nitrated Derivatives	255.996	5.829.501	736.951	11.091.252
512 Alcohols,phenols,phenol-alcohols And Their Halogenated	9.928.540	99.306.134	10.488.234	134.280.656
513 Carboxylic Acids,and Their Anhydrides,halides,peroxides	654.760	9.398.818	1.282.127	18.883.524
514 Nitrogen-function Compounds	863.410	11.260.276	2.126.619	24.700.442
515 Organo-inorganic And Heterocyclic Compounds	89.059	3.301.647	276.229	7.414.997
516 Other Organic Chemicals	488.423	4.629.598	1.433.617	12.841.804
522 Inorganic Chemical Elements, Oxides And Halogen Salts	15.605.606	98.832.213	8.453.741	72.251.813
523 Metallicsalts And Peroxysalts	5.936.170	70.774.872	2.664.620	28.760.227
524 Other Inorganic Chemicals;chemical Compound Of Precious Metals	350.943	10.707.810	426.218	7.431.357
525 Radioactive And Associated Materials	1.023	9.321	6.177	226.495
531 Synthetic Organic; Colouring Matter	327.264	4.089.910	1.193.090	14.706.311
532 Dyeing/tanning Extracts And Synthetic Tanning Materials	373.270	1.202.935	536.357	2.065.138
533 Pigments, Paints, Varnishes, And Related Materials	1.574.017	18.746.236	6.109.821	81.056.493
541 Medicinal And Pharmaceutical Products	15.401	318.280	811.229	7.389.873
542 Medicaments, Including Veterinary Medicaments	47	555.004	189	3.323.591
551 Essential Oils, Perfumes, And Flavour Materials	96.956	363.567	1.002.987	4.384.778
553 Perfumery, Cosmetics, And Toilet Preparations	4.006	132.156	350.385	13.485.258
554 Soap,cleansing And Polishing Preparations	463.462	5.474.368	1.967.038	19.037.420
562 Fertilizers, Manufactured	1.401	72.261	4.395	140.972
571 Polymers Of Ethylene In Primary Forms	6.374.825	107.466.395	10.858.387	180.949.249
572 Polimers Of Styrene In Primary Forms	5.657.502	69.250.618	12.679.232	136.246.297
573 Polimers Of Vinyl Chloride In Primary Forms	2.107.646	16.489.362	4.456.058	37.589.765
574 Poliacetals And Polycarbons In Primary Forms	2.766.282	36.773.482	10.131.424	105.608.448
575 Other Plastics In Primary Forms	8.762.498	107.549.221	22.035.993	241.137.805
579 Waste And Scrap Of Plastics	225.339	2.202.133	20.664	384.518
581 Tubes, Pipes, And Hoses Of Plastics	198.969	1.755.184	1.178.317	12.927.967
582 Plates, Sheets, And Film Of Plastics	2.591.024	30.969.903	10.344.185	112.304.044
583 Monofilament And Rod Of Plastics	11.448	418.457	136.747	2.754.619
591 Disinfectants, Insecticides, And Fungicides Put In Forms	499.529	3.442.702	1.783.582	18.352.847
592 Starches, Inulin, And Wheat Glutenal Buminoidal Substances; Glues	2.984.244	59.128.711	4.874.286	64.166.747
593 Explosive And Pyrotechnic Products	49.413	206.248	1.577.738	6.714.101
597 Additive For Mineral Oils	322.615	4.100.710	1.033.638	12.772.605
598 Miscellaneous Chemical Products	2.463.923	20.779.894	6.861.458	72.239.165

**K2. IMPOR KAWASAN BERIKAT / BOUNDED ZONE IMPORT
MENURUT GOLONGAN BARANG SITC / BY SITC COMMODITY GROUP
** OKTOBER / OKTOBER 2008 ****

SITC Group Description	Berat Bersih / Net Weight (Kg)		Nilai CIF / CIF Value (US\$)	
	Bulan ini Current month	Kumulatif Cum. Jan to date	Bulan ini Current month	Kumulatif Cum. Jan to date
599 Residual Products of Chemical or Allied Industries, Sewage	6.539	63.861	105.320	634.755
611 Leathers	2.822.020	27.454.169	26.289.965	199.959.330
612 Manufactures And Composition Leathers	9.721	89.041	104.256	1.498.190
613 Furskins, Tanned Or Dressed	32	58	283	730
621 Materials Of Rubber	482.440	3.966.500	4.137.423	26.724.756
625 Rubber Tyre,tyre Cases,tyre Treads,inner Tubes, And Tyre Flaps	40.768	335.227	460.515	1.468.324
629 Articles Of Rubbers	607.062	6.037.197	4.348.377	44.686.347
633 Cork Manufactures	833	41.084	16.487	267.798
634 Veneers,plywood,improved/reconstituted Wood Worked	6.117.573	60.865.514	2.384.872	24.056.799
635 Wood Manufactures	190.106	2.728.605	470.216	6.570.958
641 Papers And Paperboards	5.876.621	61.466.854	6.568.277	74.404.845
642 Paper And Paperboard Cut To Size/shape And Article Of Papers	2.310.997	24.728.143	6.067.326	63.079.436
651 Textile Yarns	1.734.708	27.121.911	9.960.328	156.422.152
652 Cotton Fabrics, Woven	6.009.016	62.707.537	51.147.663	499.648.542
653 Fabrics, Woven, Of Man-made Fibres	5.430.059	53.520.069	43.424.689	425.238.646
654 Textile Fabrics, Woven, Other Than Of Cotton Or Man-made Fibres	371.187	4.845.206	5.047.771	56.676.823
655 Knitted Or Crocheted Fabrics	6.182.753	73.925.472	49.553.792	550.033.231
656 Tulle,lace,embroidery,ribbons,trimmings And Other Small Wares	1.348.558	13.280.076	13.604.840	134.542.302
657 Special Yarns,textile Fabrics	2.311.183	23.732.736	17.203.027	166.874.077
658 Made-up Articles, Wholly/chiefly Of Textile Materials	81.295	1.929.292	515.654	9.427.166
659 Floor Coverings	40.270	1.580.142	3.586.297	7.669.855
661 Lime,cement And Fabricated Construction Materials	205.126	35.611.578	136.985	7.396.602
662 Clay And Refractory Construction Materials	1.158.608	21.601.843	2.518.438	24.483.850
663 Mineral Manufactures	468.880	6.523.058	3.959.169	35.262.060
664 Glass	671.210	75.474.321	2.104.144	89.115.192
665 Glassware	27.350	448.052	230.351	2.829.370
666 Pottery	3.248	1.249.851	22.950	2.988.628
667 Pearl, Precious And Semi Precious Stones	2.601	28.877	43.248	797.589
671 Pig Iron,spiegeleisen,sponge Iron, And Ferro-alloys	536.535	3.395.357	736.195	6.214.849
672 Ingots And Other Iron/steel In Primary Forms	3.103.601	32.744.572	6.137.781	58.717.592
673 Flat Rolled Products, Not Clad	13.616.928	223.291.877	16.314.898	252.412.284
674 Flat Rolled Products, Clad Or Plated	6.920.817	95.294.878	10.242.969	112.841.002
675 Flat Rolled Products And Alloy Steels	12.092.668	142.776.888	20.496.165	205.244.169
676 Iron/steel Bars, Rods, Angels, Shaped And Sections	11.277.571	137.172.072	18.254.799	167.327.957
677 Rail/railway And Tractor Construction Of Iron/steel Materials	583.313	2.031.560	338.094	2.633.391
678 Wire Of Iron/steel	1.150.145	16.857.508	3.181.636	41.427.718
679 Tubes, Pipes, Hollow Profile, Pipe Fitting Of Iron/steel	25.522.094	286.893.272	58.237.106	595.994.796
681 Silver, Platinum, And Other Metal Of The Platinum Groups	1.950	57.635	413.454	7.646.222
682 Copper	8.396.989	77.793.818	40.369.428	547.902.785
683 Nickel	55.301	948.283	898.508	8.830.081
684 Aluminium	3.015.318	48.234.602	11.919.417	126.679.857
685 Lead	35.290	1.352.677	349.180	5.750.768
686 Zinc	657.404	5.950.969	1.614.875	17.551.328
687 Tin	54.290	966.060	880.266	14.840.829
689 Miscellaneous Non-ferrous Basemetals Employed In Metallurgy	16.940	98.684	1.229.855	3.702.219
691 Structures And Parts Of Iron/steel Or Aluminium	1.832.503	33.334.042	8.598.773	78.836.195
692 Metal Containers For Storage And Transportations	834.425	10.851.587	2.267.363	38.459.816
693 Wire Products And Fencing Grills	1.186.366	10.047.536	6.444.575	40.069.551
694 Nails, Screws, Nuts, Bolts, Rivets Of Iron/steel Or Copper	1.366.297	12.712.257	10.118.687	94.556.961
695 Tools For Used In The Hand Or In Machines	120.931	4.018.095	1.882.676	34.143.813
696 Cutlery	4.346	211.974	86.150	3.830.595
697 Household Equipment Of Base Metals	139.422	1.877.991	798.832	14.305.072
699 Manufactures Of Base Metals	5.772.082	44.551.258	20.414.667	191.733.576
711 Steam And Other Vapour Generating Boilers And Parts	119.603	1.373.361	1.529.651	17.185.120
712 Steam Or Other Generating Boilers And Parts	4.684	1.130.759	1.000.334	8.167.985
713 Internal Combustion Piston Engines And Parts	639.523	13.399.597	9.579.310	172.068.083
714 Engines And Motors, Non-electric And Parts	34.053	2.665.424	788.336	64.741.678
716 Rotating Electric Plants And Parts	1.932.833	19.317.116	26.316.631	277.360.953
718 Other Power Generating Machines And Parts	213.923	4.234.113	2.117.923	37.294.987
721 Agricultural Machinery And Parts	254.474	1.196.878	1.436.677	9.779.876
722 Tractors	53	55.329	4.614	864.437
723 Civil Engineering And Contractor Plants And Equipments/parts	2.465.191	28.587.766	16.083.745	201.959.719
724 Textile/leather Machinery And Parts	1.091.494	14.869.923	11.436.829	177.703.104
725 Papermill/pulpmill Machinery And Paper Cutting Machines	182.853	8.872.588	2.311.039	186.273.275
726 Printing/book Binding Machinery And Parts	100.560	1.081.530	799.194	14.981.186

**K2. IMPOR KAWASAN BERIKAT / BOUNDED ZONE IMPORT
MENURUT GOLONGAN BARANG SITC / BY SITC COMMODITY GROUP
** OKTOBER / OKTOBER 2008 ****

SITC Uraian Golongan Barang Group Description	Berat Bersih / Net Weight (Kg)		Nilai CIF / CIF Value (US\$)	
	Bulan ini Current month	Kumulatif Cum. Jan to date	Bulan ini Current month	Kumulatif Cum. Jan to date
727 Food Processing Machines And Parts	39.871	1.772.839	561.229	38.348.942
728 Other Machines And Equipment Specialized For Particular Industry	1.647.130	13.913.526	33.117.219	227.693.512
731 Machine Tools By Removing Metal	423.947	4.558.958	5.480.378	62.221.986
733 Machine Tool For Working Metals	313.825	2.572.805	4.447.217	23.397.937
735 Parts Of Machine Tools	65.329	1.406.512	1.154.116	21.180.671
737 Metalworking Machinery And Parts	247.360	4.837.107	3.967.256	53.027.486
741 Heating And Cooling Equipments And Parts	1.242.704	13.613.207	6.753.707	105.646.278
742 Pumps For Liquid And Parts	976.117	11.396.078	7.839.948	92.194.173
743 Pumps, Compressors, Fans, Blowers, Centrifuges, And Parts	2.827.188	23.828.130	16.724.742	154.222.789
744 Mechanical Handling Equipments And Parts	3.023.210	33.747.787	17.835.764	246.299.419
745 Other Non-electical Machinery, Tools, And Mechanical Apparatus	264.037	4.217.072	3.342.927	67.471.981
746 Ball Or Roller Bearings	656.088	6.447.445	6.291.602	67.247.164
747 Taps, Cocks, And Valves For Pipes	601.470	7.160.017	6.126.022	97.439.504
748 Transmission Shafts And Cranks	1.309.295	13.079.121	12.276.259	125.023.245
749 Non-electric Parts And Accessories Of Machineries	696.559	9.777.080	10.741.531	128.875.571
751 Office Machines	779.338	6.608.315	21.777.966	160.549.905
752 Automatic Data Processing Machines And Their Units	598.123	7.856.343	25.485.438	269.396.425
759 Parts And Accessories For Machine Of Heading 751 Or 752	1.135.005	16.532.375	85.947.298	919.297.970
761 Television Receivers	537.200	13.099.165	3.368.932	232.240.896
762 Radio Broadcast Receivers	2.030	77.450	263.367	885.091
763 Sound Recorders Or Reproducers	61.852	976.578	1.629.649	50.818.550
764 Telecommunication Equipments And Parts	5.892.859	56.962.574	183.759.528	1.885.313.534
771 Electric Power Machinery And Parts	711.129	11.085.401	9.871.383	105.066.834
772 Electrical Apparatus For Making And Breaking Electrical Circuits	2.938.774	37.619.416	76.137.626	805.643.539
773 Equipment For Distributing Electricity	2.439.760	31.726.026	31.782.771	289.620.258
774 Electrical Apparatus For Medical Purposes And Radiological Apparatus	6.103	56.548	236.997	2.397.438
775 Household Type, Electrical/non-electrical Equipments	1.676.788	14.508.757	8.594.405	89.849.545
776 Thermionic, Cold Cathode, And Photo Cathode Valves/tubes	3.007.632	66.007.986	133.713.747	1.576.905.109
778 Electrical Machinery And Apparatus	3.396.545	39.359.474	80.220.001	821.506.636
781 Passengger Motor Cars	8.041	22.028.697	28.375	188.497.562
782 Motor Vehicle For The Transportation Of Goods	20.480	12.531.235	117.768	86.014.460
783 Road Motor Vehicles	0	533.596	0	2.673.699
784 Parts And Accessories Of The Motor Vehicles	11.313.855	135.294.806	79.986.202	1.079.177.535
785 Motorcycles, Scooters, And Other Cycles Motorized/non Motorized	3.822.200	42.416.946	29.205.720	310.827.317
786 Trailers And Other Vehicles, Not Motorized	271.307	3.298.296	363.106	8.618.222
791 Railway Vehicles And Associated Equipments	23.071	493.494	143.136	4.376.631
792 Aircraft And Associated Equipments And Parts	2.333	71.797	1.542.699	27.285.170
793 Ships, Boats, And Floating Structures	174.186	8.608.957	858.363	38.331.603
811 Prefabricated Buildings	5.929	3.430.659	1.500	21.225.023
812 Sanitary, Plumbing, Heating, And Lighting Fixtures/fittings	3.543	1.349.589	28.303	3.745.256
813 Lighting Fixtures And Fittings	134.856	1.473.981	835.153	12.066.888
821 Furnitures And Parts	400.967	2.954.862	2.122.467	18.005.747
831 Travel Goods	18.607	446.924	179.795	3.947.815
841 Men's Coats/jackets, Not Knitted	921	293.503	41.422	1.625.215
842 Women's Coats/jacket, Not Knitted	19.306	529.023	205.891	3.986.540
843 Men's Coats/jackets, Knitted	15.555	79.589	124.020	782.925
844 Women's Coats/jackets, Knitted	4.064	353.850	14.109	1.167.791
845 Articles Of Apparel	358.858	4.725.369	3.120.671	32.656.312
846 Clothing Accessories Of Textiles Fabrics	251.137	2.799.180	3.274.942	29.583.272
848 Articles Of Apparel And Clothing Accessories Of Other Than Textile Fab	282.411	3.194.487	3.016.621	27.968.051
851 Footwears	384.536	4.074.541	4.210.078	33.938.349
871 Optical Instrument And Apparatus	5.074	253.050	495.244	6.158.239
872 Medical Instruments And Appliances	358.544	3.270.326	2.838.699	30.291.595
873 Meters And Counters	125.803	2.291.132	1.541.726	27.265.318
874 Measuring, Checking, Analysing, And Controlling Instrument And Apparatus	277.059	3.540.392	10.401.855	108.787.512
881 Photographic Apparatus And Equipments	142.258	1.485.379	7.646.425	93.977.367
882 Photographic And Cinematographic Supplies	168.504	2.086.073	769.316	14.054.671
883 Cinematograph Film, Exposed And Developed	4.562	8.489	41.721	77.082
884 Optical Goods	154.428	1.297.050	8.771.485	86.258.272
885 Watches And Clocks	9.264	66.627	717.558	1.811.379
891 Arms And Ammunitions	743	6.229	5.561	162.266
892 Printed Matter	553.791	6.044.631	6.248.972	79.842.791
893 Article Of Plastics	2.840.077	35.195.503	21.997.787	204.554.444
894 Baby Carriages, Toys, Games, And Sporting Goods	20.177	977.878	830.215	42.148.301
895 Office And Stationery Supplies	863.246	2.477.123	1.798.880	12.250.705

K2. IMPOR KAWASAN BERIKAT / BOUNDED ZONE IMPORT
MENURUT GOLONGAN BARANG SITC / BY SITC COMMODITY GROUP
**** OKTOBER / OKTOBER 2008 ****

SITC Uraian Golongan Barang <i>Group Description</i>	Berat Bersih / <i>Net Weight (Kg)</i>		Nilai CIF / <i>CIF Value (US\$)</i>	
	Bulan ini	Kumulatif	Bulan ini	Kumulatif
	<i>Current month</i>	<i>Cum. Jan to date</i>	<i>Current month</i>	<i>Cum. Jan to date</i>
896 Works Of Art, Collectors Pieces And Antiques	7	12.551	6.157	126.952
897 Jewellery, Goldsmith, Silversmith Wares, And Other Articles	9.000	111.987	648.637	10.434.698
898 Musical Instrument And Parts/accessories	773.467	10.225.113	9.984.668	101.511.914
899 Other Miscellaneous Manufactured Articles	665.533	7.098.472	13.913.458	145.444.390
911 Postal Packages N.c.a.k	0	2.137	0	15.208
961 Coin Not Being Legal Tender	43	73	1.575	6.064
971 Gold, Non-monetary	19.417	109.240	3.118.794	30.705.300
TOTAL IMPORT	353.051.885	4.417.907.391	1.785.134.188	20.715.952.917

<https://www.bps.go.id>

K.3 IMPOR KAWASAN BERIKAT / BOUNDED ZONE IMPORT
MENURUT NEGARA ASAL / BY COUNTRY OF ORIGIN
**** OKTOBER / OCTOBER 2008 ****

Kode Code	Negara Asal Country of Origin	Berat Bersih / Net weight (Kg)		Nilai CIF / CIF Value (US\$)	
		Bulan ini Current month	Kumulatif Cum. Jan. to date	Bulan ini Current month	Kumulatif Cum. Jan. to date
111	JP Japan	59 597 776	713 577 261	392 952 024	4 375 121 617
112	HK Hong Kong	14 535 223	256 240 037	152 807 430	1 483 866 529
113	KP Korea, Democratic People'S Republic	0	1 529	0	62 786
114	KR Korea, Republic Of	25 677 747	309 875 938	149 628 034	1 847 254 315
115	TW Taiwan	10 656 436	107 663 179	66 183 748	721 446 052
116	CN China	33 224 349	400 710 664	159 850 422	1 717 683 273
118	MO Macau	156 258	1 964 610	1 261 479	13 491 092
120	PG Papua New Guinea	0	134 608	0	648 073
121	TH Thailand	19 212 703	226 372 575	73 258 705	806 463 002
122	SG Singapore	90 316 109	1 209 598 443	498 830 594	5 897 793 349
123	PH Philippines	771 785	13 894 244	19 206 359	265 856 394
124	MY Malaysia	37 037 046	372 065 089	65 551 347	815 455 669
125	MM Myanmar (Form. Burma)	8 390	288 256	53 865	1 346 570
126	KH Cambodia	12 150	192 725	28 540	596 961
127	BN Brunei Darussalam	8	44 295	26 769	331 181
128	LA Lao People'S Democratic Republic	0	2	0	2
130	BT Bhutan	1 534	7 618	30 286	315 501
131	VN Viet Nam	1 724 782	26 176 801	8 963 519	94 046 023
132	MV Maldives	0	325	0	13 075
133	IN India	4 777 955	51 533 352	17 205 659	149 676 530
134	PK Pakistan	468 294	7 437 760	1 624 431	16 209 099
135	BD Bangladesh	38 654	635 256	40 920	828 847
136	LK Sri Lanka	63 195	589 035	450 002	4 402 958
142	IR Iran (Islamic Republic Of)	108 523	728 267	104 545	924 843
143	SA Saudi Arabia	291 150	3 996 472	510 432	8 352 301
144	IL Israel	8	102 745	39 741	1 342 659
145	KW Kuwait	282 115	1 580 416	336 848	2 351 791
146	JO Jordan	72 320	952 849	70 512	1 366 889
148	LB Lebanon	0	37 596	0	29 046
149	PN Palestina	0	27	0	2 335
151	YE Yemen	24 310	61 393	19 934	112 400
152	OM Oman	17	2 435	175	12 413
154	TR Turkey	291 635	2 957 382	705 122	14 373 272
155	AE United Arab Emirates	1 091 270	7 429 547	4 343 318	58 069 722
156	QA Qatar	109 682	467 275	206 843	860 171
157	BH Bahrain	27 305	1 528 860	62 975	3 982 388
158	CY Cyprus	0	84 168	0	60 480
211	EG Egypt	98 715	960 289	96 197	808 098
212	LY Libyan Arab Jamahiriya	50	543	1 000	6 512
213	MA Morocco	21 604	69 737	139 309	1 016 330
214	TN Tunisia	0	147 360	0	191 612
216	SD Sudan	0	3 878	0	202 644
218	LS Lesotho	0	46 290	0	1 358 920
219	NA Namibia	0	26	0	303
221	ET Ethiopia	702	5 076	52 890	518 331
222	TZ Tanzania, United Republic Of	0	759 276	0	1 187 045
224	SO Somalia	0	8 623	0	83 513
225	KE Kenya	0	285 249	0	557 485
226	RE Reunion	0	30	0	385
230	TG Togo	0	2	0	56
232	LR Liberia	0	9	0	60
235	CG Congo	0	8 094	0	13 597
236	CM Cameroon	67 164	413 318	459 642	1 161 855
237	NG Nigeria	0	1 141	0	12 049
238	SL Sierra Leone	0	2 692	0	63 232
239	GA Gabon	208 943	373 023	333 316	695 062
240	CI Cote D'Ivoire	0	1 376 861	0	2 119 424
241	SN Senegal	0	1 264	0	20 471
242	MR Mauritania	0	268 315	0	449 326
244	BJ Benin	0	97 005	0	156 993
248	VI U.S. Virgin Islands	2 880	5 080	37 356	74 084
253	NE Niger	4 735	4 784	272 303	278 732
256	SH Saint Helena	0	32 376	0	94 914
260	SZ Swaziland	32	351 658	14 887	1 864 192
261	ZA South Africa	6 135 111	19 089 060	5 610 201	25 968 328
262	ZW Zimbabwe	0	6 902	0	23 800
263	ZM Zambia	0	393 402	0	3 156 934
264	MW Malawi	0	420	0	2 862
267	MU Mauritius	74 666	7 134 850	115 262	14 082 544
298	VG Virgin Islands (British)	235 535	3 715 023	336 164	7 535 953
299	OF Other Africa	0	21	0	20 000
311	AU Australia	6 574 625	94 558 628	14 339 930	238 818 542
312	NZ New Zealand	1 410 694	20 863 476	768 049	47 272 591
319	GU Guam	0	669	0	35 475
321	NR Nauru	0	579	0	2 659
322	NC New Caledonia	0	11 690	0	150 965
324	MP Northern Mariana Islands	0	6 569	0	25 160
328	IO British Indian Ocean Territory	0	984	0	67 332
331	AS American Samoa	0	13 867	0	294 893
332	CK Cook Islands	77 027	77 027	389 317	389 317
333	FJ Fiji	0	955	0	2 781
336	WS Samoa	8	721 686	203	2 814 456
337	SB Solomon Islands	0	11	0	47 100
339	TV Tuvalu	0	20 173	0	76 794
340	CX Christmas Islands	0	45	0	14 700
341	UM United States Minor Outlying Island	175	7 782	500	27 549

342	CC	Cocos (Keeling) Islands	97 047	602 826	120 848	11 909 316
343	TK	Tokelau	0	95	0	2 519
411	US	United States	9 397 285	152 602 614	38 166 208	577 597 934
412	CA	Canada	700 733	8 380 819	706 682	21 225 270
421	MX	Mexico	100 486	897 120	94 467	3 825 408
422	GT	Guatemala	0	16 113	0	14 470
423	HN	Honduras	0	512	0	6 404
424	NI	Nicaragua	0	9	0	100
425	PA	Panama	0	113	0	13 286
426	CU	Cuba	0	56 112	0	38 360
427	CB	Curacao	5 809	85 805	56 199	133 995
428	SR	Suriname	0	1	0	309
431	CL	Chile	4 669	10 411 550	3 374	7 843 166
432	VE	Venezuela	0	1 265	0	19 583
433	AR	Argentina	606 463	3 680 400	1 632 970	8 714 222
434	BR	Brazil	1 808 458	15 095 437	12 748 785	70 804 469
435	CO	Colombia	116	32 485	4 231	111 642
437	UY	Uruguay	0	675 796	0	1 947 585
438	PY	Paraguay	117 490	940 801	114 663	1 172 083
442	PE	Peru	0	59 963	0	277 150
443	GY	Guyana	0	20 327	0	20 820
445	BS	Bahamas	1 886	1 886	14 420	14 420
446	JM	Jamaica	0	65	0	3 018
447	PR	Puerto Rico	1 565	25 263	10 873	1 347 796
449	DO	Dominican Republic	0	299	0	13 663
450	SV	El Salvador	0	517 644	0	553 705
451	CR	Costa Rica	4 833	135 998	73 500	271 962
454	AG	Antigua And Barbuda	5 233	6 898	37 440	39 576
460	DM	Dominica	0	2 800	0	21 983
461	FK	Falkland Islands (Malvinas)	0	5 202	0	96 183
465	GD	Grenada	2 240	2 240	17 207	17 207
467	AN	Netherlands Antilles	13 364	75 398	101 268	254 819
469	LC	Saint Lucia	1 418	5 260	13 602	73 905
511	GB	United Kingdom	1 397 332	23 819 642	5 923 812	91 097 383
512	NL	Netherlands	1 140 011	13 766 672	9 521 676	87 925 098
513	FR	France	377 983	13 408 032	5 461 095	79 444 436
514	DE	Germany, Fed. Rep. Of	3 309 112	67 315 339	25 295 106	362 867 263
515	AT	Austria	539 814	16 822 367	14 117 044	188 378 038
516	BE	Belgium	897 328	10 639 687	2 944 245	62 446 452
517	CH	Switzerland	666 430	10 274 439	2 254 284	56 122 452
518	LU	Luxembourg	1	466 572	3	1 734 398
520	MC	Monaco	0	564	0	5 204
521	DK	Denmark	31 171	628 649	631 842	7 719 865
522	NO	Norway	19 344	2 047 368	594 419	50 039 663
523	SE	Sweden	8 316 542	50 209 375	7 716 176	69 942 777
524	FI	Finland	2 259 342	9 255 292	2 376 522	41 556 801
525	IE	Ireland	20 149	258 979	43 710	1 798 864
526	IT	Italy	928 386	11 828 898	8 776 997	85 089 336
527	ES	Spain	283 957	2 614 943	587 335	14 610 667
528	PT	Portugal	1 030	28 784	3 717	562 887
529	IS	Iceland	336	8 566 915	2 086	877 475
531	GR	Greece	91 723	3 240 990	46 548	8 515 878
532	VA	Vatican City State (Holy See)	0	5 449	0	58 540
534	LI	Liechtenstein	900	1 927	49 000	104 593
542	HU	Hungary	23 579	277 357	272 800	2 256 109
543	PL	Poland	23 841	668 763	88 507	1 864 289
544	RO	Romania	18 470	250 720	41 036	926 410
545	BG	Bulgaria	7 245	314 961	90 479	1 667 582
548	AL	Albania	0	406	0	8 177
550	AZ	Azerbaijan	26 160	26 160	9 669	9 669
553	KG	Kyrgyzstan	0	2 206	0	188 928
554	MD	Moldova, Republic Of	14 750	102 403	267 311	1 264 035
555	TJ	Tajikistan	0	530	0	3 200
557	UA	Ukraine	4 008 631	94 867 066	5 004 852	102 915 061
559	LT	Lithuania	0	13 326	0	71 210
560	LV	Latvia	0	1 478	0	118 935
561	EE	Estonia	0	281	0	22 909
562	GE	Georgia	0	8 258	0	36 794
563	HR	Croatia	0	117 544	0	553 636
565	MT	Malta	0	52 625	0	25 762
566	SK	Slovakia	32 688	268 447	272 474	2 650 524
567	SI	Slovenia	16 442	57 564	67 466	298 019
568	CZ	Czech Republic	132 687	250 563	720 008	5 528 202
569	GS	South Georgia And The South Sa	4 401	8 865	5 393	11 438
572	RU	Russia Federation	101 610	10 299 017	710 735	17 732 062
Total Import			353 051 885	4 417 907 391	1 785 134 188	20 715 952 917

K 4. IMPOR KAWASAN BERIKAT / BOUNDED ZONE IMPORT
MENURUT PROVINSI DAN PELABUHAN IMPOR / BY PROVINCE AND PORT OF IMPORTATION
**** OKTOBER / OCTOBER 2008 ****

Kode Code	Provinsi / Pelabuhan Impor Province / Port of importation	Berat Bersih / Net weight (Kg)		Nilai CIF / CIF Value (US\$)	
		Bulan ini Current month	Kumulatif Cum. Jan. to date	Bulan ini Current month	Kumulatif Cum. Jan. to date
	Nangroe Aceh Darussalam	55	6 529	187	95 178
101	IDSBG Aceh - Sabang	0	322	0	4804
109	IDSUS Susoh	0	214	0	4163
110	IDSIN Sinabang	55	184	187	3938
111	IDTPK Tapaktuan	0	140	0	3409
116	IDAUN Blang Lancang (Arun)	0	5669	0	78864
	Sumatera Utara	9 583 033	83 200 351	19 917 108	195 438 199
143	IDTPR Tanjung Pura	70	23790	453	1475016
144	IDBLW Belawan	9581462	83119873	19839853	192873796
153	IDRPA Rantau Panjang	0	381	0	2843
166	IDMES Medan / Polonia (U)	1501	53034	76802	1080446
170	IDKTJ Kuala Tanjung	0	3273	0	6098
	Sumatera Barat	1	1	573	573
193	IDMPA Muara Padang	1	1	573	573
	Riau	21 610 342	268 922 688	35 119 939	458 623 307
225	IDDUM Dumai	7655455	35902834	20302697	72185702
228	IDBLS Bengkalis	0	24038	0	18968
229	IDTGG Tanjung Kedabu	0	2582	0	124514
233	IDPEK Pekanbaru (Rumbai)	0	154644	0	206297
235	IDSUQ Sungai Guntung	361073	7484278	1017756	12195410
242	IDTEM Tembilahan	151054	393934	509290	1675990
243	IDKEN Kuala Enok	6799	189661	7734	586831
244	IDRGA Rengat	0	770612	0	422483
261	IDPKU Simpang Tiga (U)	0	1411	0	70315
277	IDBUN Buatan	13435961	223998694	13282462	371136797
	Jambi	0	6 924 307	0	6 183 137
291	IDKTK Kuala Tungkal	0	6924307	0	6183137
	Sumatera Selatan	0	332 670	0	433 317
332	IDSUN Sungsang	0	25670	0	120193
339	IDBLJ Belinju	0	307000	0	313124
	Lampung	0	6 170 342	0	4 549 506
395	IDPJG Panjang	0	6170342	0	4549506
	Bangka Belitung	22 206	35 098	80 256	112 870
328	IDTPD Tanjung Pandan	0	12892	0	32614
333	IDTSE Tanjung Selu	22206	22206	80256	80256
	Kepulauan Riau	127 491 982	1 399 272 011	611 287 674	6 906 890 018
248	IDTBK Tg Balai Karimun	0	5	0	228
250	IDTAN Tanjung Uban	0	6965	0	60593
251	IDTPN Tanjung Pinang	846646	6117379	3018408	10383335
252	IDTER Terempa	0	50269	0	86749
258	IDBTU Batu Ampar	74401695	834251645	320331953	3781211078
262	IDTNJ Kijang (U)	7180	52470	36441	989603
263	IDPAS Pasir Panjang	1279895	17660877	5544175	63463601
265	IDSKP Sekupang	15129684	257700633	170684862	1860497925
267	IDKAB Kabil/Panau	35738845	282464745	78311636	849272511
271	IDBTH Hang Nadim (U)	88037	967023	33360199	340924395
	DKI Jakarta	173 260 266	2 329 419 959	1 038 784 501	12 170 947 240
431	IDTPP Tanjung Priok	170443587	2293747347	798120536	9561350215
433	IDJKT Jakarta / Pasar Ikan	43886	46343	65835	74950
434	IDCGK Sukarno Hatta (U)	2767497	35595416	240463641	2608359988
436	IDHLP Hlm. Perdana Kusuma	5296	30853	134489	1162087
	Jawa Barat	324	36 333	17 334	15 840 082
463	IDCBN Cirebon/Pengung	0	64	0	5574
466	IDBDO Husein Sastranegara	49	946	421	1911994
467	IDBLG Balongan	0	286	0	6131
468	IDBND Bandung (Ptt/Gd Bage)	275	34470	16913	13900507
470	IDCRB Cirebon (Ptt)	0	1	0	570
480	IDCIN Cinta, Java	0	566	0	15306
	Jawa Tengah	8 374 104	106 091 052	37 376 478	398 769 837
491	IDTEG Tegal	0	1	0	20
494	IDTES Tanjung Emas	8369836	106071508	37245359	397986123
496	IDSRG Achmad Yani (U)	1457	9723	36707	242546
497	IDSMR Semarang (Ptt)	99	640	2586	4238
498	IDSOC Jebres/Adi Sumarmo	2712	9100	91826	535488
499	IDSMM Adi Sumarmo (U)	0	80	0	1422
	D I Yogyakarta	0	12 180	0	119 478
531	IDJOG Adi Sucipto (U)	0	4148	0	64267
532	IDJOK Yogyakarta (Ptt)	0	8032	0	55211
	Jawa Timur	9 998 053	200 854 715	37 892 342	503 111 198
563	IDTPE Tanjung Perak	8804908	175707312	33352806	420520866
564	IDPAZ Pasuruan	1034222	21757798	694772	30565301
565	IDPRO Probolinggo	103281	2395205	1180775	9280048

587	IDSUB Surabaya /Juanda (U)	55642	994400	2663989	42744983
	Banten	0	12 555 218	0	17 332 566
461	IDMRK Merak	0	12555218	0	17332566
	B a l i	48 698	389 900	2 609 701	30 053 983
611	IDBUL Buleleng	0	1354	0	40984
613	IDBOA Bena/Loloan	0	45303	0	1067051
620	IDDPS Ngurah Rai (U)	48698	343243	2609701	28945948
	Nusa Tenggara Barat	0	1 156	0	13 245
655	IDBMU Bima	0	1156	0	13245
	Nusa Tenggara Timur	0	1 355	0	26 840
693	IDTEN Tenau	0	1355	0	26840
	Kalimantan Tengah	125	855	6 872	16 497
750	IDPPS Pulang Pisau	125	855	6872	16497
	Kalimantan Selatan	34	55	780	1 260
771	IDBAN Banjarmasin	34	55	780	1260
	Kalimantan Timur	30 662	994 729	487 287	5 448 139
803	IDBPP Balikpapan	30662	841475	487287	5003063
805	IDSRD Samarinda	0	101290	0	148987
817	IDBTG Bontang	0	51964	0	296089
	Sulawesi Tengah	2 632 000	2 639 912	1 553 156	1 626 311
866	IDPRG Parigi	0	7912	0	73155
877	IDPAT Pantoloan	2632000	2632000	1553156	1553156
	Sulawesi Selatan	0	99	0	5 122
897	IDMLI Malili, Sulawesi	0	99	0	5122
	Irian Jaya Barat	0	138	0	1 443
982	IDSQQ Sorong / Jefman (U)	0	138	0	1443
	Papua	0	45 738	0	313 571
980	IDTIM Amamapare	0	45738	0	313571
	Total Import	353 051 885	4 417 907 391	1 785 134 188	20 715 952 917

<https://www.bps.go.id>