

Buletin Statistik Perdagangan Luar Negeri  
*Foreign Trade Statistical Bulletin*

## **EKSPOR /EXPORTS**

ISSN : 0216-5775

No. Publikasi / *Publication Number* : 06110.0908

Katalog BPS / *BPS Catalogue*: 8202002

Ukuran Buku / *Book Size* : 21 Cm X 29 Cm

Jumlah Halaman / *Total Pages* : 124 Halaman / *Pages*

Naskah / *Manuscript* :

Bagian Statistik Ekspor

*Export Statistics Division*

Gambar Kulit / *Cover Design* :

Bagian Statistik Ekspor

*Export Statistics Division*

Diterbitkan oleh / *Published by* :

Badan Pusat Statistik, Jakarta - Indonesia

*CBS, Indonesia*

Dicetak oleh / *Printed by* :

CV Marshadito Intan Prima

Boleh dikutip dengan menyebut sumbernya

*May be cited with reference to the source*

<https://www.bps.go.id>

## KATA PENGANTAR

Buletin Statistik Perdagangan Luar Negeri Ekspor yang diterbitkan secara bulanan memuat data ekspor menurut sektor, Perkembangan ekspor komoditi pertanian, Perkembangan ekspor komoditi industri, Perkembangan ekspor komoditi pertambangan dan Perkembangan ekspor Indonesia menurut komoditi dan negara tujuan secara kumulatif dari Januari sampai bulan berjalan.

Buletin ini juga menyajikan ulasan singkat tentang perbandingan, pertumbuhan dan peranan serta data pokok yang cukup menonjol atau yang mengalami perubahan yang signifikan. Diharapkan dengan adanya informasi semacam ini, para pengguna data ekspor dapat melihat dan mengikuti perkembangan ekspor secara garis besar.

Kepada para pengguna data, saran dan kritik yang bersifat konstruktif demi penyempurnaan publikasi ini, sangat diharapkan. Dengan demikian usaha BPS untuk meningkatkan pelayanan dan pemasyarakatan statistik (khususnya data Statistik Ekspor) dapat dilaksanakan secara baik dan berkesinambungan.

Jakarta, Juli 2009

BADAN PUSAT STATISTIK  
KEPALA,

**DR. Rusman Heriawan**

NIP. 340003999

## **ISI / CONTENT**

Halaman / Page

Kata Pengantar / <i>Preface</i> .....	iii
Isi / <i>Content</i> .....	iv
Ringkasan / <i>Highlight</i> .....	v - xiv

### **Jilid / Volume**

Tabel 1. Ringkasan Perkembangan Ekspor Indonesia .....	1
Tabel 2. Perkembangan Ekspor Komoditi Pertanian .....	1
Tabel 3. Perkembangan Ekspor Komoditi Industri .....	2
Tabel 4. Perkembangan Ekspor Komoditi Pertambangan .....	4
Tabel 5. Perkembangan Ekspor Indonesia Menurut Komoditi dan Negara Tujuan .....	5


## RINGKASAN

Ekspor Indonesia pada periode Januari - April 2009 mencapai nilai US\$ 31 483,1 juta dengan volume 94 145,8 ribu ton, yang terdiri dari US\$ 4 585,5 juta hasil ekspor minyak dan gas bumi dan US\$ 26 897,6 juta hasil ekspor komoditi non migas.

Dibandingkan periode yang sama tahun 2008, nilai ekspor turun US\$ 13 184,6 juta, karena adanya penurunan ekspor non migas senilai US\$ 7 896,8 juta, dan dari kelompok migas juga mengalami penurunan sebesar US\$ 5 287,8 juta atau

turun 53,56 persen dibanding periode yang sama tahun sebelumnya. Dengan demikian, diperlihatkan bahwa penerimaan dari sektor migas masih bisa diharapkan, karena perkembangan harga di pasaran internasional menunjukkan perkembangan yang fluktuatif. Bulan April 2009 harga minyak mentah Indonesia US\$ 50,62 per barelnya, turun sebesar US\$ 58,68 per barel dibandingkan bulan April 2008.

Grafik 1 : PERBANDINGAN NILAI EKSPOR INDONESIA PADA JANUARI-APRIL 2008 & 2009

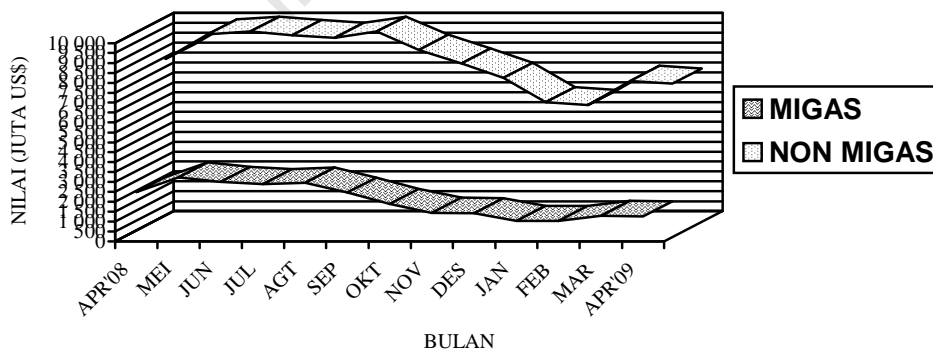


Pada Grafik 1 ditampilkan perbandingan nilai ekspor selama Periode Januari - April 2008 dan 2009. Sedangkan trend perkembangannya dari bulan April 2008 sampai dengan April 2009 disajikan pada Grafik 2, 3, dan 4. Nilai ekspor kelompok migas pada Januari - April 2008 senilai US\$ 9 873,3 juta yang terdiri dari minyak mentah, hasil minyak dan gas masing-masing senilai US\$ 4 468,1 juta, US\$ 1 105,9 juta, dan US\$ 4 299,3 juta. Sedangkan pada Januari - April 2009 nilai

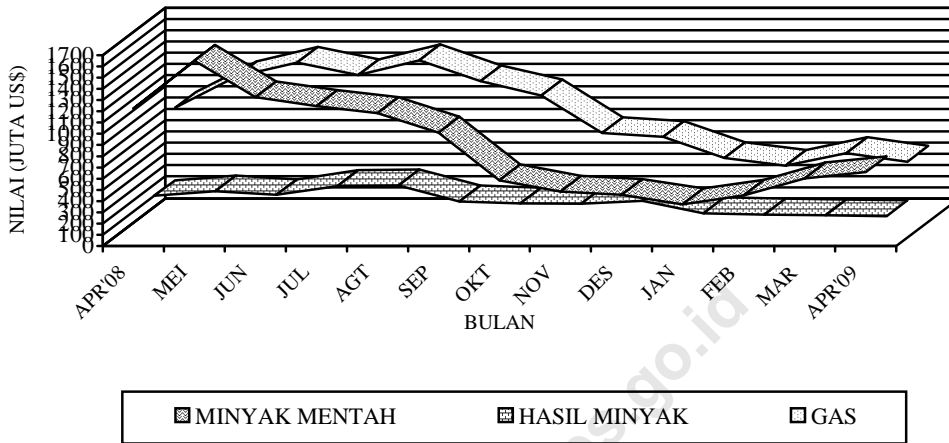
untuk kelompok migas masing-masing sebesar US\$ 2 086,5 juta, US\$ 547,0 juta dan US\$ 1 952,1 juta.

Nilai ekspor untuk kelompok non migas yang terdiri dari hasil pertanian, industri serta hasil tambang dan lainnya pada bulan Januari - April 2008 masing-masing US\$ 1 335,8 juta, US\$ 29 271,6 juta, dan US\$ 4 187,0 juta. Sementara itu pada periode Januari - April 2009 masing-masing mencapai US\$ 1 216,6 juta, US\$ 20 987,8 juta, dan US\$ 4 693,2 juta.

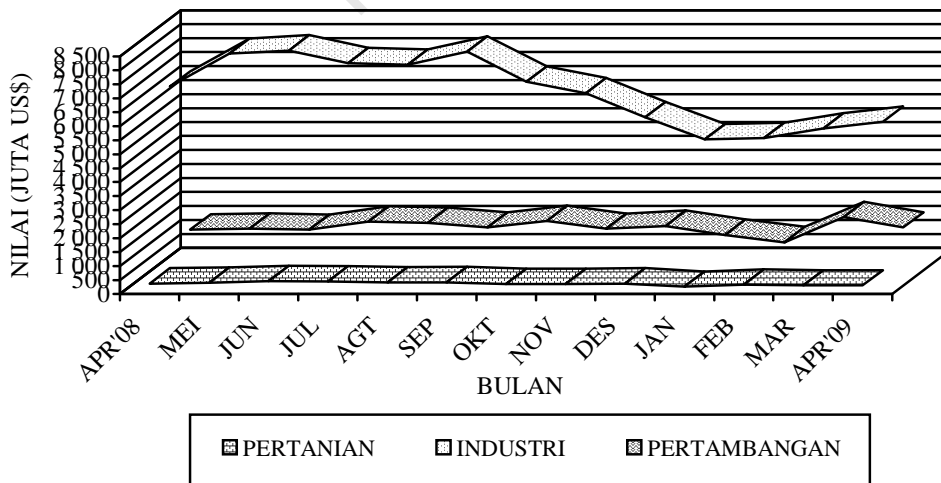
**Grafik 2 : PERKEMBANGAN NILAI EKSPOR MIGAS DAN NON MIGAS SELAMA APRIL 2008 SAMPAI DENGAN APRIL 2009**



**Grafik 3 : PERKEMBANGAN NILAI EKSPOR KOMODITI MIGAS  
SELAMA APRIL 2008 SAMPAI DENGAN APRIL 2009**



**Grafik 4 : PERKEMBANGAN NILAI EKSPOR KOMODITI NON MIGAS  
SELAMA APRIL 2008 SAMPAI DENGAN APRIL 2009**



**Tabel A. RINGKASAN EKSPOR NON MIGAS INDONESIA  
(JUTA US\$)**

<b>Tahun dan Bulan</b>	<b>Hasil sektor pertanian</b>	<b>Hasil sektor industri</b>	<b>Hasil sektor tambang</b>	<b>Total</b>
<b>[1]</b>	<b>[2]</b>	<b>[3]</b>	<b>[4]</b>	<b>[6]</b>
2007				
Maret	256,7	6 138,0	1 095,5	7 490,2
April	246,9	6 075,8	1 053,8	7 376,5
Mei	282,9	6 602,4	1 130,5	8 015,8
Juni	309,1	6 526,6	894,6	7 730,4
Juli	368,1	6 655,7	1 189,6	8 213,3
Agustus	336,4	6 516,0	887,9	7 740,3
September	344,9	6 202,8	889,8	7 437,5
Oktober	285,3	7 030,7	1 003,0	8 318,9
November	371,5	6 504,8	860,7	7 737,0
Desember	372,5	7 205,7	846,7	8 425,0
2008				
Januari	318,8	7 609,5	1 019,5	8 947,7
Februari	306,5	6 930,2	927,6	8 164,5
Maret	334,0	7 870,6	1 037,1	9 241,7
April	376,5	6 861,3	1 202,8	8 440,5
Mei	404,2	8 041,7	1 238,9	9 684,7
Juni	459,2	8 162,3	1 201,9	9 823,5
Juli	450,2	7 707,8	1 487,2	9 645,3
Agustus	417,3	7 647,9	1 445,3	9 510,5
September	423,0	8 118,6	1 280,1	9 821,7
Oktober	358,4	7 038,7	1 507,3	8 904,4
November	359,8	6 631,2	1 229,2	8 220,1
Desember	376,7	5 773,7	1 339,2	7 489,6
2009				
Januari	261,6	4 977,6	1 015,3	6 254,6
Februari	339,5	5 022,4	748,0	6 109,8
Maret	307,8	5 373,4	1 651,9	7 333,2
April	307,7	5 614,4	1 278,0	7 200,0

Dipandang dari negara tujuan ekspor (Tabel B), pada bulan April 2009 kelompok migas yang ditujukan ke kawasan Asia Timur dan Asia Selatan & Tenggara masing-masing sebesar US\$ 820,3 juta dan sebesar US\$ 196,6 juta memperlihatkan penurunan dibanding tahun 2008. Negara yang memperlihatkan penurunan ekspor kelompok migas adalah Jepang dengan persentase penurunan sebesar 58,74 persen, China dengan persentase penurunan sebesar

50,09 persen, Singapura dengan persentase penurunan sebesar 69,54 persen, dan Malaysia dengan persentase penurunan sebesar 9,79 persen, sedangkan Muangthai dan Philipina memperlihatkan peningkatan dibanding tahun 2008, dengan persentase peningkatan masing-masing sebesar 49,12 persen dan sebesar 50,00 persen. Dari Tabel B juga terlihat bahwa ekspor komoditi migas pada bulan April 2009 menunjukkan penurunan menjadi US\$ 1 253,9 juta.

**Tabel B : Perkembangan Ekspor Migas & Non Migas Indonesia Menurut Negara Tujuan, April 2008 & April 2009 (Juta US\$)**

Kawasan Negara Ekspor	Migas			Non Migas		
	April 2008	April 2009	Perubahan (%)	April 2008	April 2009	Perubahan (%)
• <b>Asia Timur</b>	1 852,5	820,3	-55,72	2 499,2	2 382,4	-4,68
- Jepang	1 157,2	477,5	-58,74	1 093,3	682,8	-37,55
- China	341,2	170,3	-50,09	647,2	826,8	27,75
• <b>Asia Selatan &amp; Tenggara</b>	325,9	196,6	-39,66	2 476,0	2 195,9	-11,31
- Muangthai	46,0	68,6	49,12	255,7	161,8	-36,72
- Singapura	231,6	70,5	-69,54	882,8	537,2	-39,15
- Philipina	0,2	0,3	50,00	177,0	152,5	-13,81
- Malaysia	45,4	40,9	-9,79	434,0	402,3	-7,29
• <b>Asia Barat</b>	0,0	0,0	-	429,7	295,5	-31,23
• <b>Afrika</b>	0,0	0,0	-	269,7	220,0	-18,43
• <b>Australia &amp; Oseania</b>	249,3	176,3	-29,26	182,4	166,0	-8,99
• <b>Amerika Utara</b>	53,3	59,9	12,33	1 065,9	811,3	-23,88
- Amerika Serikat	53,3	59,9	12,33	1 011,4	774,8	-23,39
• <b>Amerika Tengah &amp; Selatan</b>	0,0	0,0	-	177,5	157,5	-11,27
• <b>Eropa Barat</b>	0,1	0,0	-100,00	1 201,2	874,9	-27,16
• <b>Eropa Timur</b>	0,2	0,1	-50,00	138,9	96,5	-30,51
<b>Total Ekspor</b>	<b>2 481,2</b>	<b>1 253,9</b>	<b>-49,46</b>	<b>8 440,5</b>	<b>7 200,0</b>	<b>-14,70</b>



Pada kelompok non migas nilai ekspor juga mengalami penurunan hingga mencapai US\$ 7 200,0 juta. Penurunan terbesar terjadi ke negara Jepang sebesar US\$ 410,5 juta.

Pada tabel 1 disajikan ekspor menurut sektor. Disini terlihat bahwa perolehan devisa terbesar pada periode Januari - April 2009 berasal dari sektor industri dengan nilai US\$ 20 987,8 juta atau sekitar 66,66 persen dari total ekspor, sedangkan pada periode Januari - April 2008 juga berasal dari sektor industri dengan nilai US\$ 29 271,6 juta atau sekitar 65,53 persen dari total ekspor. Dibandingkan periode yang sama tahun sebelumnya, sektor industri mengalami penurunan 28,30 persen.

Pada tabel 2 disajikan perkembangan ekspor komoditi hasil pertanian, selama periode Januari - April 2009, komoditi andalan sektor pertanian antara lain udang segar/beku dengan nilai US\$ 273,5 juta (22,48 persen); biji coklat dengan nilai US\$ 237,8 juta (19,54 persen); kopi dengan nilai US\$ 199,4 juta (16,39 persen); ikan dan lain-lain dengan nilai US\$ 196,8 juta (16,17 persen); rempah-rempah dengan nilai US\$ 69,4 juta (5,70 persen); teh dengan nilai US\$ 42,5 juta (3,50 persen); buah-buahan dengan nilai US\$ 40,9 juta (3,36 persen); tembakau dengan nilai US\$ 38,7 juta (3,18 persen); bahan nabati lainnya dengan nilai US\$

26,3 juta (2,16 persen); sayur-sayuran dengan nilai US\$ 11,0 juta (0,91 persen).

Pada tabel 3 disajikan perkembangan ekspor komoditi hasil industri, selama periode Januari - April 2009, komoditi andalan sektor industri antara lain tekstil dengan nilai US\$ 2 884,4 juta (13,74 persen); minyak nabati dengan nilai US\$ 2 778,5 juta (13,24 persen); alat listrik, ukur, fotografi, dll dengan nilai US\$ 2 319,7 juta (11,05 persen); barang dari logam tidak mulia dengan nilai US\$ 1 947,2 juta (9,28 persen); karet alam olahan dengan nilai US\$ 1 262,4 juta (6,01 persen); kertas dan barang dari kertas dengan nilai US\$ 1 034,6 juta (4,93 persen); makanan olahan dengan nilai US\$ 857,2 juta (4,08 persen); kayu olahan dengan nilai US\$ 660,4 juta (3,15 persen); meubel dan bagian-bagiannya dengan nilai US\$ 561,0 juta (2,67 persen); bahan kimia dengan nilai US\$ 502,3 juta (2,39 persen).

Pada tabel 4 disajikan perkembangan ekspor komoditi hasil pertambangan, selama periode Januari - April 2009, komoditi andalan sektor pertambangan antara lain batu bara dengan nilai US\$ 3 415,3 juta (72,77 persen) dan biji tembaga dengan nilai US\$ 1 105,9 juta (23,56 persen). Ekspor batu bara mengalami peningkatan 23,80 persen dibanding periode yang sama tahun

sebelumnya, demikian juga biji tembaga mengalami peningkatan 14,90 persen dibanding periode yang sama tahun sebelumnya.

Perkembangan ekspor Indonesia menurut komoditi dan negara tujuan yang disajikan pada Tabel 5, memperlihatkan bahwa ekspor selama ini lebih banyak bertumpu pada 15 komoditi utama, (ringkasan disajikan pada Tabel C yang diurut menurut nilai ekspor). Lima belas komoditi tersebut pada periode Januari - April 2009 menyumbang sekitar 62,55 persen dari ekspor non migas.

Batu bara mempunyai nilai US\$ 3 415,3 juta, naik US\$ 656,5 juta dari tahun lalu, komoditi ini menyumbang sekitar 12,70 persen ekspor non migas nasional pada periode Januari - April 2009. Nilai ekspor barang dari minyak kelapa sawit selama periode Januari - Januari 2009 turun US\$ 1 663,4 juta menjadi US\$ 2 368,7 juta.

Pada periode Januari - April 2009 nilai ekspor pakaian jadi sebesar US\$ 1 813,7 juta, yang turun dibanding tahun lalu sebesar US\$ 88,6 juta atau turun sekitar 4,66 persen. Komoditi alat listrik diekspor dengan nilai US\$ 1 238,4 juta atau 4,60 persen, biji tembaga diekspor dengan nilai US\$ 1 105,9 juta atau sekitar 4,11 persen dari perolehan devisa non migas.

Selama periode Januari - April 2009, kertas dan barang dari kertas nilai eksportnya mencapai US\$ 1 034,6 juta, sedangkan tahun sebelumnya senilai US\$ 1 289,3 juta, atau terjadi penurunan sekitar US\$ 254,7 juta (19,76 persen). Audio visual nilai eksportnya naik US\$ 135,2 juta (16,72 persen) menjadi US\$ 944,0 juta.

Perolehan devisa dari pada periode Januari - April 2009 crumb rubber diekspor dengan nilai US\$ 776,6 juta atau sekitar 2,89 persen dari kelompok non migas. Besi/baja pada periode Januari - April 2009 diekspor dengan nilai US\$ 768,3 juta, sedangkan tahun sebelumnya US\$ 1 020,1 juta.

Textil lainnya nilai eksportnya turun US\$ 246,5 juta menjadi US\$ 700,8 juta. Sedangkan nilai ekspor alas kaki (kulit, karet dan kanvas) dalam periode Januari - April 2009 turun 2,41 persen menjadi US\$ 575,8 juta. Tembaga nilai eksportnya turun US\$ 229,6 juta menjadi US\$ 566,1 juta. Damar tiruan bahan plastik nilai eksportnya turun US\$ 167,3 juta menjadi US\$ 531,5 juta. Kapal laut dan sejenisnya nilai eksportnya naik US\$ 310,3 juta menjadi US\$ 516,8 juta. Meubel & bagian-bagiannya dari bahan lainnya nilai eksportnya turun US\$ 145,5 juta menjadi US\$ 468,9 juta.

**Tabel C : Ekspor Utama Barang Bukan Migas  
Periode Januari - April, 2008 dan 2009**

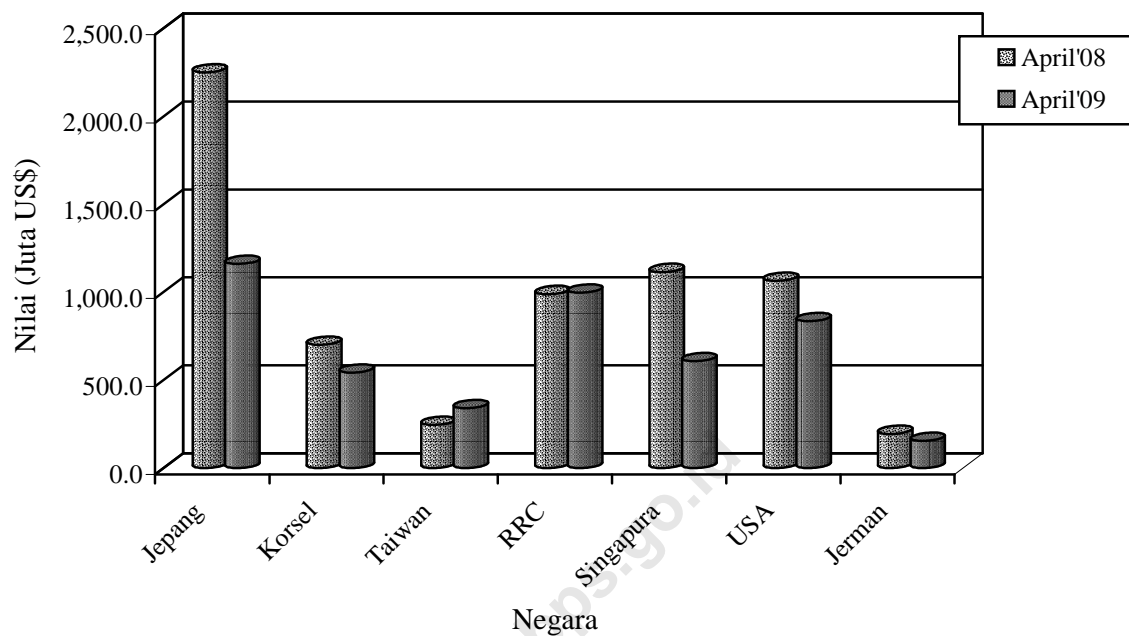
HS	Nilai FOB (Juta US\$)		Perubahan		% Peran 2009 (Terhadap Non Migas)
	2008	2009	Absolut	Persen	
Batu Bara	2 758,8	3 415,3	656,5	23,80	12,70
Minyak kelapa sawit	4 032,2	2 368,7	-1 663,4	-41,25	8,81
Pakaian Jadi	1 902,3	1 813,7	-88,6	-4,66	6,74
Alat Listrik	1 668,7	1 238,4	-430,3	-25,79	4,60
Biji Tembaga	962,5	1 105,9	143,4	14,90	4,11
Kertas dan barang dari Kertas	1 289,3	1 034,6	-254,7	-19,76	3,85
Audio Visual	808,8	944,0	135,2	16,72	3,51
Crumb Rubber	1 816,4	776,6	-1 039,9	-57,25	2,89
Besi/baja	1 020,1	768,3	-251,8	-24,69	2,86
Textil lainnya	947,3	700,8	-246,5	-26,03	2,61
Alas Kaki (Kulit,Karet dan Kanvas)	590,1	575,8	-14,2	-2,41	2,14
Tembaga	795,8	566,1	-229,6	-28,86	2,10
Damar Tiruan, Bahan Plastik	698,9	531,5	-167,3	-23,95	1,98
Kapal Laut dan Sejenisnya	206,5	516,8	310,3	150,31	1,92
Meubel dan bagian-bagiannya dari bahan lainnya	614,3	468,9	-145,5	-23,68	1,74
<b>Total Komoditi Utama</b>	<b>20 111,9</b>	<b>16 825,4</b>	<b>-3 286,6</b>	<b>-16,34</b>	<b>62,55</b>

Nilai ekspor periode Januari - April 2009, menurut negara kelompok ekonomi, ke kelompok negara APEC adalah yang terbesar yaitu mencapai 70,31 persen dari total ekspor yaitu US\$ 22 136,9 juta, ke ASEAN sebesar US\$ 6 148,6 juta dan ke NAFTA sebesar US\$ 3 503,7 juta. Sementara nilai ekspor ke Uni Eropa sebesar 12,13 persen (US\$ 3 819,4 juta) dan ke Timur Tengah sebesar 3,74 persen (US\$ 1 177,2 juta). Ditinjau dari perkembangannya, nilai ekspor ke negara-negara APEC turun 33,01 persen dibanding keadaan tahun 2008 yang diikuti oleh penurunan ekspor menuju Jepang sebesar 44,81 persen, menuju ASEAN sebesar 31,33 persen, menuju NAFTA sebesar 20,98 persen dan ke Korea Selatan turun sebesar 44,41 persen

Nilai ekspor periode Januari - April 2009, menuju tujuh negara tujuan utama yaitu Jepang, Korea Selatan, Taiwan, RR China, Singapura, Amerika dan Jerman mencapai sebesar US\$ 17 269,1 juta atau sekitar 54,85 persen dari total ekspor. Dibandingkan periode tahun sebelumnya nilai ini turun US\$ 9 386,1 juta atau sekitar 35,21 persen.

Selain tujuh negara tujuan utama di atas, negara tujuan yang membeli produk nasional di atas US\$ 100 juta pada bulan April 2009 antara lain Hongkong, Malaysia dan Australia masing-masing dengan nilai US\$ 162,0 juta, US\$ 443,2 juta dan US\$ 257,6 juta. Sedangkan dari kawasan Eropa antara lain ke Belanda dan Inggris masing-masing dengan nilai US\$ 170,5 juta dan US\$ 107,6 juta.

**Grafik 5: EKSPOR INDONESIA MENURUT NEGARA TUJUAN UTAMA BULAN APRIL 2008 & 2009**



Perbandingan nilai ekspor bulan April 2008 dan 2009 ke beberapa negara tertentu disajikan pada Grafik 5.

TABEL 1. RINGKASAN PERKEMBANGAN EKSPOR INDONESIA

JENIS BARANG	BERAT BERSIH (RIBU TON)		PERUB	NILAI FOB (JUTA US \$)		PERUB
	JAN-APR 2008	JAN-APR 2009	%	JAN-APR 2008	JAN-APR 2009	%
	(1)	(2)	(3)	(4)	(5)	(6)
<b>Total Ekspor</b>	<b>123,134.7</b>	<b>94,145.8</b>	<b>-23.54</b>	<b>44,667.7</b>	<b>31,483.1</b>	<b>-29.52</b>
<b>MIGAS</b>	<b>15,508.6</b>	<b>14,353.9</b>	<b>-7.45</b>	<b>9,873.3</b>	<b>4,585.5</b>	<b>-53.56</b>
MINYAK MENTAH	6,306.8	6,492.9	2.95	4,468.1	2,086.5	-53.30
HASIL MINYAK	2,168.5	1,406.0	-35.16	1,105.9	547.0	-50.54
GAS ALAM	7,033.3	6,455.0	-8.22	4,299.3	1,952.1	-54.60
<b>NON MIGAS</b>	<b>107,626.1</b>	<b>79,792.0</b>	<b>-25.86</b>	<b>34,794.4</b>	<b>26,897.6</b>	<b>-22.70</b>
HASIL PERTANIAN	724.4	765.5	5.67	1,335.8	1,216.6	-8.92
HASIL INDUSTRI	21,514.6	16,435.6	-23.61	29,271.6	20,987.8	-28.30
HASIL TAMBANG	85,386.0	62,590.1	-26.70	4,183.5	4,689.5	12.09
LAINNYA	1.0	0.8	-20.15	3.5	3.7	4.25

TABEL 2. PERKEMBANGAN EKSPOR KOMODITI HASIL PERTANIAN

JENIS BARANG	BERAT BERSIH (TON)		PERUB	NILAI FOB (RIBU US \$)		PERUB
	JAN-APR 2008	JAN-APR 2009	%	JAN-APR 2008	JAN-APR 2009	%
	(1)	(2)	(3)	(4)	(5)	(6)
<b>TOTAL PERTANIAN</b>	<b>724,404</b>	<b>765,462</b>	<b>5.67</b>	<b>1,335,756</b>	<b>1,216,611</b>	<b>-8.92</b>
KARET ALAM	4,325	4,693	8.50	7,201	4,687	-34.91
KOPI	117,051	106,303	-9.18	256,616	199,432	-22.28
KAYU BULAT	0	123	26,341.42	1	20	1,529.88
UDANG SEGAR/BEKU	47,081	42,863	-8.96	321,865	273,455	-15.04
TEH	29,571	27,894	-5.67	41,156	42,527	3.33
REMPAH-REMPAH	49,032	34,755	-36.72	125,679	69,393	-44.79
-LADA HITAM	19,040	12,049	-36.72	53,900	24,712	-54.15
-LADA PUTIH	6,997	3,609	-48.42	34,361	13,609	-60.39
-KAYU MANIS DAN BUNGANYA	11,267	8,546	-24.14	9,409	6,945	-26.18
-BIJI PALA & BUNGANYA DAN KAPULAGA	6,092	6,304	3.48	20,274	17,242	-14.96
-PANILI	67	34	-49.26	783	398	-49.08
-LAINNYA	5,569	4,212	-24.37	6,952	6,487	-6.69
TEBAKAU	8,199	14,593	77.99	23,391	38,747	65.65
BIJI COKLAT	104,594	104,758	0.16	200,398	237,763	18.65
IKAN DAN LAIN-LAIN	105,109	123,850	7.61	204,933	196,756	-3.99
-IKAN TONGKOL/TUNA	20,388	21,940	7.61	47,580	47,394	-0.39
-UBUR-UBUR	3,729	1,457	-60.93	6,304	3,000	-52.41
-KEPITING, KERANG-KERANGAN	19,326	15,153	-21.59	57,816	42,638	-26.25
-BEKICOT	1,053	867	-17.68	2,546	2,246	-11.79
-IKAN LAINNYA	60,612	84,433	39.30	90,687	101,479	11.90
BIJI-BIJIAN	12,998	41,011	-96.89	7,321	5,350	-26.93
-BIJI BUNGA	24	1	-96.89	1,015	739	-27.25
-BIJI KAPAS	632	311	-50.71	165	70	-57.74
-BIJI LAINNYA	12,342	40,699	229.76	6,141	4,542	-26.05
BULU BEBEK	22	22	2.33	19	18	-3.04
DAMAR DAN GETAH DAMAR	11,035	11,701	6.04	8,170	9,840	20.44
KOPAL DAN LAIN-LAIN	10,000	9,079	-9.20	8,317	6,502	-21.82
SAYUR-SAYURAN	26,773	19,778	-26.13	12,030	11,017	-8.41
BUAH-BUAHAN	77,955	83,279	6.83	44,205	40,903	-7.47
KULIT KERANG DAN LAIN-LAIN	2,232	1,569	-29.70	836	596	-28.71
TANAMAN OBAT	2,795	3,687	31.91	3,333	3,897	16.93

**TABEL 2. PERKEMBANGAN EKSOR KOMODITI HASIL PERTANIAN**

JENIS BARANG	BERAT BERSIH (TON)		PERUB	NILAI FOB (RIBU US \$)		PERUB
	JAN-APR 2008	JAN-APR 2009	%	JAN-APR 2008	JAN-APR 2009	%
	(1)	(2)	(3)	(4)	(5)	(6)
BAHAN NABATI LAINNYA	33,598	37,688	-4.6	21,108	26,338	24.78
-GANGGANG LAUT	28,380	27,075	-4.6	20,377	25,726	26.25
-LAINNYA	5,218	10,613	103.38	730	612	-16.23
HASIL PERTANIAN LAINNYA	82,035	97,816	79.09	49,179	49,369	0.39
-MUTIARA	0	1	79.09	4,370	3,809	-12.84
-LAINNYA	82,034	97,815	19.24	44,809	45,561	1.68

**TABEL 3. PERKEMBANGAN EKSPOR KOMODITI HASIL INDUSTRI**

JENIS BARANG	BERAT BERSIH (TON)		PERUB	NILAI FOB (RIBU US \$)		PERUB
	JAN-APR 2008	JAN-APR 2009	%	JAN-APR 2008	JAN-APR 2009	%
	(1)	(2)	(3)	(4)	(5)	(6)
<b>TOTAL INDUSTRI</b>	<b>21,514,634</b>	<b>16,435,631</b>	<b>-23.61</b>	<b>29,271,551</b>	<b>20,987,802</b>	<b>-28.30</b>
KAYU OLAHAN	1,002,281	676,439	-32.51	981,227	660,377	-32.70
-KAYU LAPIS	604,508	417,142	-30.99	518,189	335,449	-35.27
-KAYU GERGAJIAN	19,169	11,614	-39.41	20,713	13,237	-36.09
-KAYU OLAHAN LAIN	378,603	247,682	-34.58	442,325	311,690	-29.53
BARANG DARI LOGAM TIDAK MULIA	1,171,089	940,986	-19.65	3,694,642	1,947,248	-47.30
-TIMAH	50,590	32,658	-35.45	824,349	340,577	-58.69
-ALUMINIUM	90,674	80,668	-11.04	280,731	147,542	-47.44
-NIKEL	43,797	10,586	-75.83	687,672	70,746	-89.71
-BESI/BAJA	729,973	691,930	-5.21	1,020,069	768,260	-24.69
-TEMBAGA	95,132	108,459	14.01	795,753	566,111	-28.86
-SENG	1,342	1,291	-3.83	2,320	1,245	-46.32
-LOGAM TIDAK MULIA LAIN	159,580	15,395	-90.35	83,749	52,768	-36.99
TEKSTIL	601,492	547,223	-9.02	3,345,408	2,884,440	-13.78
-PAKAIAN JADI	129,007	117,445	-8.96	1,902,336	1,813,741	-4.66
-KAIN TENUN	93,728	67,929	-27.53	495,772	369,936	-25.38
-TEKSTIL LAINNYA	378,757	361,849	-4.46	947,299	700,762	-26.03
KARET ALAM OLAHAN	963,666	733,110	-23.92	2,502,347	1,262,387	-49.55
-BARANG DARI KARET	153,239	124,759	-18.59	485,448	434,382	-10.52
-SHEET	69,514	24,142	-65.27	175,168	34,791	-80.14
-CRUMB RUBBER	730,580	572,622	-21.62	1,816,410	776,551	-57.25
-CREPE	10,334	11,587	12.13	25,321	16,663	-34.19
MAKANAN TERNAK	1,107,900	939,547	-15.20	157,655	71,797	-54.46
-BUNGKIL KELAPA	84,098	41,583	-50.55	10,914	6,278	-42.48
-DEDAK/BEKATUL	135,837	93,657	-31.05	20,695	12,083	-41.62
-LAINNYA	887,964	804,308	-9.42	126,046	53,436	-57.61
MINYAK ATSIRI DAN LAINNYA	22,911	21,560	-5.90	125,562	103,080	-17.91
-MINYAK ATSIRI LAINNYA	1,367	1,211	-11.41	49,509	26,227	-47.03
-WANGI-WANGIAN DARI MINYAK ATSIRI	21544	20349	-5.55	76,054	76,853	1.05
ROTAN OLAHAN	9,263	8,534	-7.87	8,635	8,640	0.06
MINYAK NABATI	5,025,025	5,283,142	5.14	4,893,387	2,778,524	-43.22
-MINYAK KELAPA SAWIT	4,236,783	4,568,224	7.82	4,032,157	2,368,709	-41.25
-MINYAK BIJI KELAPA SAWIT	402,622	503,239	24.99	444,816	280,998	-36.83
-MINYAK NABATI LAIN	385,620	211,679	-45.11	416,413	128,816	-69.07
ASAM BERLEMAK	278,273	277,196	-0.39	247,507	144,707	-41.53
-STEARIN	42,904	49,958	16.44	45,250	30,000	-33.70
-ASAM BERLEMAK LAIN	235,370	227,238	-3.45	202,257	114,707	-43.29

TABEL 3. PERKEMBANGAN EKSPOR KOMODITI HASIL INDUSTRI

JENIS BARANG	BERAT BERSIH (TON)		PERUB	NILAI FOB (RIBU US \$)		PERUB
	JAN-APR 2008	JAN-APR 2009	%	JAN-APR 2008	JAN-APR 2009	%
	(1)	(2)	(3)	(4)	(5)	(6)
ALAT LISTRIK UKUR FOGRAFI DLL	217,578	174,213	-19.93	2,659,868	2,319,670	-12.79
-ALAT LISTRIK	181,109	130,262	-28.08	1,668,725	1,238,381	-25.79
-DIODE TRANSISTOR	252	346	36.92	49,784	29,911	-39.92
-AUDIO VISUAL	31,863	40,047	25.68	808,792	944,001	16.72
-FOTOGRAFI DAN OPTIK	1,203	1,001	-16.81	73,774	58,898	-20.16
-ALAT UKUR	337	292	-13.23	5,591	7,563	35.27
-LONCENG ARLOJI DAN BAGIANNYA	2,814	2,265	-19.51	53,202	40,917	-23.09
MAKANAN OLAHAN	690,545	427,351	-38.11	899,927	857,230	-4.74
-COKLAT OLAHAN	48,258	31,583	-34.55	126,412	101,388	-19.80
-GULA TETES	223,338	25,214	-88.71	13,171	2,416	-81.65
-KERUPUK UDANG	2,747	2,484	-9.56	4,527	4,185	-7.55
-BUAH/SAYURAN OLAHAN	177,514	131,765	-25.77	136,904	90,284	-34.05
-MINUMAN OLAHAN	28,221	33,573	18.96	20,648	20,381	-1.30
-ROKOK DAN TEMBAKAU OLAHAN	27,128	24,598	-9.33	134,650	149,390	10.95
-DAGING TERNAK	1,377	1,310	-4.87	5,567	5,407	-2.89
-DAGING UNGGAS	80	0	-99.98	86	1	-98.60
-IKAN OLAHAN	59,838	58,980	-1.43	232,875	244,398	4.95
-BERAS GILING	141	101	-28.27	137	69	-49.42
-KOPI OLAHAN	40	39	-2.96	123	115	-6.01
-TEH OLAHAN	4,383	2,741	-37.46	10,555	7,425	-29.65
-GULA PASIR	175	251	43.32	239	195	-18.50
-GULA LAINNYA	3,235	4,723	46.01	2,136	3,152	47.55
-MAKANAN OLAHAN LAINNYA	114,071	109,991	-3.58	211,898	228,425	7.80
SEMEN	1,571,895	906,375	-42.34	53,517	37,883	-29.21
BARANG ANYAMAN	8,257	4,857	-41.18	21,369	14,414	-32.54
-DARI ROTAN	2,842	1,107	-61.06	6,818	3,958	-41.95
-DARI BAHAN LAINNYA	5,415	3,750	-30.74	14,551	10,457	-28.14
MEUBEL DAN BAGIAN-BAGIANNYA	304,711	222,335	-27.03	733,840	560,959	-23.56
-DARI ROTAN	52,629	38,671	-26.52	119,496	92,073	-22.95
-DARI BAHAN LAINNYA	252,081	183,665	-27.14	614,344	468,886	-23.68
BAHAN KIMIA	2,964,433	1,011,725	-65.87	1,007,464	502,260	-50.15
-AN ORGANIK	1,955,274	405,977	-79.24	251,080	90,634	-63.90
-ORGANIK	925,857	566,023	-38.86	689,082	395,162	-42.65
-LAINNYA	83,302	39,724	-52.31	67,302	16,464	-75.54
PUPUK	53,546	74,983	40.03	16,532	36,001	117.76
PRODUK PHARMASI	3,673	3,857	5.02	56,802	61,777	8.76
KULIT DAN BARANG DARI KULIT	4,046	2,830	-30.06	80,273	52,499	-34.60
KACA DAN BARANG DARI KACA	282,298	210,691	-25.37	153,969	106,249	-30.99
KERTAS DAN BARANG DARI KERTAS	1,430,866	1,373,139	-4.03	1,289,325	1,034,599	-19.76
INDUSTRI LAINNYA	3,800,886	2,595,541	-31.71	6,342,296	5,543,059	-12.60
-GLISEROL DAN LARUTAN ALKALI	16,692	17,901	7.24	7,991	2,866	-64.13
-MARGARIN DAN LEMAK LAINNYA	162,170	119,866	-26.09	169,726	82,727	-51.26
-SABUN MANDI DAN CUCI	172,770	173,755	0.57	175,381	163,905	-6.54
-BAHAN CELUP ORGANIK SINTETIK	10,931	5,902	-46.00	47,767	28,341	-40.67
-PREPARAT PEMBASMI KUMAN DLL	19,489	19,906	2.14	51,359	61,887	20.50
-DAMAR TIRUAN BAHAN PLASTIK	412,928	403,843	-2.20	698,865	531,516	-23.95
-BAHAN KERTAS	852,477	779,732	-8.53	459,583	264,671	-42.41
-ALAS KAKI (KULIT KARET DAN KANVAS)	42,768	39,408	-7.86	590,062	575,829	-2.41
-PRODUK KERAMIK	159,099	119,417	-24.94	102,240	67,218	-34.25
-EMAS BATANGAN	11	10	-10.93	323,997	285,071	-12.01
-PESAWAT UDARA DAN BAGIANNYA	1,274	978	-23.17	28,171	32,883	16.73
-KAPAL LAUT DAN SEJENISNYA	127,555	158,331	24.13	206,452	516,773	150.31
-PERLENGKAPAN OLAHRAGA DAN MAINAN	8,106	7,178	-11.44	76,548	66,118	-13.63



TABEL 3. PERKEMBANGAN EKSPOR KOMODITI HASIL INDUSTRI

JENIS BARANG	BERAT BERSIH (TON)		PERUB	NILAI FOB (RIBU US \$)		PERUB
	JAN-APR 2008	JAN-APR 2009	%	JAN-APR 2008	JAN-APR 2009	%
(1)	(2)	(3)	(4)	(5)	(6)	(7)
-PENA DAN PENSIL	3,136	2,572	-17.98	22,324	21,265	-4.74
-BATU SEMI PERMATA	22	4	-80.94	65	210	225.32
-KOPER TAS DOMPET PLASTIK/TEKSTIL	2,403	2,319	-3.49	17,026	15,219	-10.61
-BARANG DARI LOGAM MULIA	105	110	5.49	51,584	141,418	174.15
-PETI KEMAS	10,190	365	-96.41	11,064	1,771	-84.00
-KOMPUTER DAN BAGIANNYA	11,108	13,158	18.45	248,043	312,072	25.81
-KENDARAAN BERMOTOR RODA 2 DAN 3	2,704	2,111	-21.92	22,469	16,788	-25.28
-KENDARAAN BERMOTOR RODA 4 DAN LE	66,680	35,345	-46.99	472,326	254,155	-46.19
-SUKU CADANG MESIN	44,599	16,703	-62.55	338,461	256,450	-24.23
-SUKU CADANG KENDARAAN	64,101	36,505	-43.05	442,594	246,506	-44.30
-UBI KAYU OLAHAN	43,582	8,934	-79.50	7,544	1,208	-83.99
-INDUSTRI LAINNYA	1,565,986	631,185	-59.69	1,770,656	1,596,193	-9.85

TABEL 4. PERKEMBANGAN EKSPOR KOMODITI HASIL PERTAMBANGAN

JENIS BARANG	BERAT BERSIH (TON)		PERUB	NILAI FOB (RIBU US \$)		PERUB
	JAN-APR 2008	JAN-APR 2009	%	JAN-APR 2008	JAN-APR 2009	%
(1)	(2)	(3)	(4)	(5)	(6)	(7)
<b>TOTAL PERTAMBANGAN</b>	<b>85,386,041</b>	<b>62,590,082</b>	<b>-26.7</b>	<b>4,183,511</b>	<b>4,689,470</b>	<b>12.09</b>
BIJI TEMBAGA	444,523	685,538	54.22	962,509	1,105,935	14.90
BIJI NIKEL	6,039,530	1,920,338	-68.20	293,078	51,047	-82.58
BAUKSIT	3,860,708	3,357,729	-13.03	35,472	51,885	46.27
BIJI TIMAH/TIN	552	1	-99.87	1	0	-71.14
BATU BARA	68,753,193	53,356,960	-22.39	2,758,841	3,415,334	23.80
GRANIT	1,669,387	1,214,615	-27.24	15,542	11,556	-25.65
PASIR ALAM	14	23	70.25	54	2	-95.41
HASIL TAMBANG LAIN	4618135	2054877	-55.5	118014	53711	-54.49

TABEL 5. PERKEMBANGAN EKSPOR INDONESIA MENURUT KOMODITI DAN NEGARA TUJUAN

JENIS BARANG	BERAT BERSIH (KG)		PERUB	NILAI FOB (US \$)		PERUB
	JAN-APR 2008	JAN-APR 2009	%	JAN-APR 2008	JAN-APR 2009	%
(1)	(2)	(3)	(4)	(5)	(6)	(7)
<b>MINYAK MENTAH</b>	<b>6,306,806,001</b>	<b>6,492,851,043</b>	<b>2.95</b>	<b>4,468,122,429</b>	<b>2,086,454,055</b>	<b>-53.30</b>
JAPAN	2,271,990,000	1,186,187,278	-47.79	1,603,752,387	378,175,696	-76.42
KOREA, REPUBLIC OF	1,156,442,000	871,143,535	-24.67	743,808,999	255,919,217	-65.59
TAIWAN	59,483,000	255,255,933	329.12	42,603,740	76,683,805	79.99
CHINA	670,655,000	1,139,971,038	69.98	481,163,716	369,403,538	-23.23
THAILAND	115,701,000	342,643,863	196.15	90,694,665	119,999,580	32.31
SINGAPORE	646,335,001	536,759,601	-16.95	465,234,407	166,477,596	-64.22
MALAYSIA	229,709,000	211,899,344	-7.75	158,696,263	61,890,611	-61.00
AUSTRALIA	896,240,000	1,272,149,713	41.94	694,160,546	436,011,669	-37.19
NEW ZEALAND	66,815,000	172,606,597	158.34	51,085,007	64,208,563	25.69
UNITED STATES	146,730,000	423,147,636	188.39	100,489,602	134,733,326	34.08
CHILE	0	81,086,505	-	0	22,950,454	-
ITALY	46,706,000	0	-100.00	36,433,097	0	-100.00
<b>HASIL MINYAK</b>	<b>2,168,490,141</b>	<b>1,406,036,707</b>	<b>-35.16</b>	<b>1,105,939,093</b>	<b>547,013,443</b>	<b>-50.54</b>
JAPAN	1,005,781,050	417,642,399	-58.48	489,590,114	146,524,454	-70.07
HONG KONG	3,740	0	-100.00	5,442	0	-100.00
KOREA, REPUBLIC OF	244,648,160	264,011,016	7.91	120,707,530	113,051,870	-6.34
TAIWAN	39,636,293	3,210,585	-91.90	17,468,726	1,087,631	-93.77
CHINA	156,609,572	138,552,634	-11.53	68,893,116	51,436,307	-25.34
THAILAND	20,044,729	10,323,088	-48.50	17,012,531	4,694,432	-72.41
SINGAPORE	577,142,104	301,300,459	-47.79	344,398,880	115,719,063	-66.40
PHILIPPINES	502,814	1,038,453	106.53	537,735	808,067	50.27
MALAYSIA	48,126,246	163,889,868	240.54	22,988,376	64,999,933	182.75
MYANMAR (FORM. BURMA)	0	28,346	-	0	40,407	-
VIET NAM	53,301	177,631	233.26	73,160	153,032	109.17
MALDIVES	3,842	0	-100.00	4,981	0	-100.00
INDIA	73,775,706	102,993,606	39.60	22,010,437	46,470,671	111.13
PAKISTAN	549,353	306,461	-44.21	742,288	417,785	-43.72
BANGLADESH	0	300,000	-	0	178,080	-
IRAN (ISLAMIC REPUBLIC OF)	179,950	0	-100.00	63,000	0	-100.00
YEMEN	0	1,000,000	-	0	502,800	-
UNITED ARAB EMIRATES	0	72,507	-	0	91,219	-
QATAR	0	200,000	-	0	132,000	-
AUSTRALIA	79,333	34,857	-56.06	113,665	54,237	-52.28
NEW ZEALAND	115,370	59,270	-48.63	151,503	77,522	-48.83
FIJI	12,720	0	-100.00	21,380	0	-100.00
EAST TIMOR	760,480	676,999	-10.98	570,360	310,231	-45.61
UNITED KINGDOM	0	10	-	0	50	-
NETHERLANDS	250	16,000	6,300.00	16	10,000	62,400.00
FINLAND	195,762	13,600	-93.05	242,998	15,436	-93.65
UKRAINE	16,660	16,660	0.00	18,243	18,659	2.28
RUSSIA FEDERATION	252,706	172,258	-31.83	324,612	219,557	-32.36
<b>GAS ALAM</b>	<b>7,033,326,973</b>	<b>6,454,998,515</b>	<b>-8.22</b>	<b>4,299,268,258</b>	<b>1,952,073,866</b>	<b>-54.60</b>
JAPAN	4,595,914,752	4,466,871,634	-2.81	2,429,706,025	1,278,949,149	-47.36
KOREA, REPUBLIC OF	1,408,267,534	1,102,429,980	-21.72	1,078,449,314	375,158,814	-65.21
CHINA	1,003,930,188	815,149,846	-18.80	766,232,980	280,998,396	-63.33
THAILAND	25,210,000	9,056,317	-64.08	24,875,388	3,469,711	-86.05
SINGAPORE	399	0	-100.00	80	0	-100.00
MALAYSIA	4,100	0	-100.00	4,471	0	-100.00
INDIA	0	61,470,338	-	0	13,477,600	-
EAST TIMOR	0	20,400	-	0	20,196	-
<b>KARET ALAM</b>	<b>4,325,469</b>	<b>4,693,022</b>	<b>8.50</b>	<b>7,200,921</b>	<b>4,687,303</b>	<b>-34.91</b>
JAPAN	85,731	72,004	-16.01	385,573	396,380	2.80
HONG KONG	715,880	0	-100.00	1,107,527	0	-100.00
KOREA, REPUBLIC OF	360,468	117,708	-67.35	876,452	186,097	-78.77
CHINA	2,259,728	3,417,099	51.22	3,617,430	3,042,304	-15.90
SINGAPORE	298,843	152,000	-49.14	155,530	73,110	-52.99
MALAYSIA	25,000	0	-100.00	33,726	0	-100.00
TURKEY	474,990	220,000	-53.68	799,233	207,500	-74.04
UNITED STATES	54	214,200	396,566.67	8,370	289,170	3,354.84
BRAZIL	0	500,000	-	0	492,000	-
GERMANY, FED. REP. OF	104,712	11	-99.99	206,280	742	-99.64
DENMARK	63	0	-100.00	10,800	0	-100.00
<b>KOPI</b>	<b>117,050,716</b>	<b>106,302,613</b>	<b>-9.18</b>	<b>256,615,931</b>	<b>199,432,336</b>	<b>-22.28</b>
JAPAN	17,770,480	18,115,811	1.94	41,188,151	35,771,255	-13.15
HONG KONG	277,673	437,698	57.63	646,623	772,606	19.48
KOREA, REPUBLIC OF	121,885	189,324	55.33	310,864	439,987	41.54
TAIWAN	1,016,393	1,556,398	53.13	2,859,444	3,541,410	23.85
CHINA	148,800	252,659	69.80	282,957	410,361	45.03
PAPUA NEW GUINEA	1,124	0	-100.00	1,541	0	-100.00
SINGAPORE	1,806,316	2,539,883	40.61	3,501,066	4,965,260	41.82
PHILIPPINES	1,776,699	279,000	-84.30	3,706,263	406,382	-89.04
MALAYSIA	3,811,696	3,931,622	3.15	7,044,339	5,878,859	-16.54
INDIA	4,307,640	439,200	-89.80	7,319,064	619,660	-91.53

TABEL 5. PERKEMBANGAN EKSPOR INDONESIA MENURUT KOMODITI DAN NEGARA TUJUAN

JENIS BARANG	BERAT BERSIH (KG)		PERUB	NILAI FOB (US \$)		PERUB
	JAN-APR 2008	JAN-APR 2009	%	JAN-APR 2008	JAN-APR 2009	%
(1)	(2)	(3)	(4)	(5)	(6)	(7)
IRAN (ISLAMIC REPUBLIC OF)	0	610,800	-	0	1,028,634	-
SAUDI ARABIA	21,000	21,000	0.00	56,700	48,334	-14.75
ISRAEL	17,760	0	-100.00	36,497	0	-100.00
JORDAN	0	19,200	-	0	51,470	-
OMAN	0	80,000	-	0	140,400	-
UNITED ARAB EMIRATES	257,100	159,900	-37.81	542,937	314,291	-42.11
EGYPT	2,740,200	3,337,400	21.79	5,485,411	5,861,783	6.86
MOROCCO	1,941,600	1,613,999	-16.87	3,680,319	2,642,218	-28.21
ALGERIA	4,461,000	7,300,075	63.64	9,211,992	11,557,009	25.46
BURKINA FASO	17,999	0	-100.00	54,600	0	-100.00
SOUTH AFRICA	3,376,696	542,400	-83.94	7,342,974	867,180	-88.19
AUSTRALIA	2,819,999	655,199	-76.77	5,969,117	1,550,902	-74.02
NEW ZEALAND	160,632	112,096	-30.22	548,176	341,400	-37.72
SOLOMON ISLANDS	686	0	-100.00	1,614	0	-100.00
UNITED STATES	20,780,841	16,958,126	-18.40	57,950,179	49,859,116	-13.96
CANADA	1,049,520	1,031,699	-1.70	3,632,584	3,259,026	-10.28
MEXICO	1,849,500	366,000	-80.21	4,052,824	988,488	-75.61
ECUADOR	986,400	2,049,600	107.79	1,763,358	3,097,124	75.64
UNITED KINGDOM	2,999,699	2,663,451	-11.21	5,175,544	4,083,077	-21.11
NETHERLANDS	228,500	419,913	83.77	747,963	1,318,128	76.23
FRANCE	442,200	914,400	106.78	809,332	1,353,691	67.26
GERMANY, FED. REP. OF	23,913,020	20,087,715	-16.00	46,334,768	27,637,092	-40.35
AUSTRIA	105,252	0	-100.00	166,868	0	-100.00
BELGIUM	2,347,696	4,210,977	79.37	5,425,216	6,987,459	28.80
SWITZERLAND	400,800	146,400	-63.47	840,370	217,494	-74.12
DENMARK	183,000	148,800	-18.69	415,405	274,382	-33.95
NORWAY	54,000	54,000	0.00	188,040	152,640	-18.83
SWEDEN	257,100	98,999	-61.49	738,720	154,676	-79.06
IRELAND	110,400	90,000	-18.48	370,650	279,450	-24.61
ITALY	6,459,310	6,397,379	-0.96	12,524,890	10,090,855	-19.43
SPAIN	232,200	1,781,400	667.18	481,592	2,526,794	424.68
PORTUGAL	292,800	422,400	44.26	649,460	690,754	6.36
GREECE	391,800	604,800	54.36	804,887	759,473	-5.64
POLAND	636,000	153,600	-75.85	1,187,415	255,870	-78.45
ROMANIA	974,400	1,194,811	22.62	1,861,430	1,809,813	-2.77
BULGARIA	1,603,800	682,800	-57.43	3,387,970	1,078,624	-68.16
ARMENIA	119,700	0	-100.00	319,148	0	-100.00
UKRAINE	18,000	0	-100.00	33,003	0	-100.00
LATVIA	162,000	18,000	-88.89	270,648	52,020	-80.78
ESTONIA	666,000	0	-100.00	1,133,064	0	-100.00
GEORGIA	2,102,400	1,932,899	-8.06	3,772,408	2,905,406	-22.98
MALTA	0	199,980	-	0	214,038	-
SLOVENIA	0	19,200	-	0	52,800	-
CZECH REPUBLIC	273,000	84,000	-69.23	450,870	119,726	-73.45
RUSSIA FEDERATION	558,000	1,377,600	146.88	1,336,676	2,004,919	49.99
<b>KAYU BULAT</b>	<b>466</b>	<b>123,217</b>	<b>26,341.42</b>	<b>1,205</b>	<b>19,640</b>	<b>1,529.88</b>
JAPAN	465	1	-99.78	1,200	1	-99.92
HONG KONG	0	1	-	0	6	-
KOREA, REPUBLIC OF	0	2	-	0	5	-
SINGAPORE	1	4	300.00	5	35	600.00
MALAYSIA	0	123,208	-	0	19,588	-
UNITED ARAB EMIRATES	0	1	-	0	5	-
<b>UDANG SEGAR/BEKU</b>	<b>47,080,502</b>	<b>42,862,768</b>	<b>-8.96</b>	<b>321,864,599</b>	<b>273,454,509</b>	<b>-15.04</b>
JAPAN	12,056,207	12,255,862	1.66	101,435,158	99,072,834	-2.33
HONG KONG	1,411,117	1,433,720	1.60	6,807,438	5,262,780	-22.69
KOREA, REPUBLIC OF	163,525	273,997	67.56	1,184,994	1,299,595	9.67
TAIWAN	882,106	524,045	-40.59	2,728,368	1,296,867	-52.47
CHINA	1,859,494	1,044,117	-43.85	5,345,821	4,927,074	-7.83
MACAU	4,289	4,117	-4.01	4,289	4,294	0.12
THAILAND	66,209	22,541	-65.95	301,356	184,619	-38.74
SINGAPORE	565,338	991,388	75.36	1,869,341	2,354,393	25.95
PHILIPPINES	0	13,850	-	0	22,334	-
MALAYSIA	1,632,732	1,095,258	-32.92	2,274,694	1,123,692	-50.60
CAMBODIA	150	0	-100.00	10	0	-100.00
BRUNEI DARUSSALAM	0	47	-	0	1,240	-
VIET NAM	258,626	449,215	73.69	2,507,641	2,672,729	6.58
INDIA	0	12,420	-	0	122,318	-
PAKISTAN	25	0	-100.00	32	0	-100.00
IRAN (ISLAMIC REPUBLIC OF)	0	1,573	-	0	1,408	-
ISRAEL	0	1,328	-	0	3,480	-
KUWAIT	0	669	-	0	715	-
JORDAN	0	325	-	0	807	-
LEBANON	0	22,589	-	0	81,189	-
SYRIA ARAB REPUBLIC	0	183	-	0	85	-
TURKEY	37,232	15,312	-58.87	48,401	108,037	123.21
UNITED ARAB EMIRATES	92,819	33,705	-63.69	520,798	248,732	-52.24

TABEL 5. PERKEMBANGAN EKSPOR INDONESIA MENURUT KOMODITI DAN NEGARA TUJUAN

JENIS BARANG	BERAT BERSIH (KG)		PERUB	NILAI FOB (US \$)		PERUB
	JAN-APR 2008	JAN-APR 2009	%	JAN-APR 2008	JAN-APR 2009	%
(1)	(2)	(3)	(4)	(5)	(6)	(7)
CYPRUS	27,489	32,227	17.24	213,491	78,702	-63.14
EGYPT	216,234	198,940	-8.00	1,219,539	1,232,969	1.10
MOROCCO	0	8,720	-	0	37,496	-
REUNION	146,314	72,451	-50.48	1,255,642	507,993	-59.54
SOUTH AFRICA	531	1,233	132.20	1,495	2,852	90.77
MAURITIUS	17,164	41,484	141.69	125,157	301,070	140.55
AUSTRALIA	178,433	134,857	-24.42	1,026,201	1,108,858	8.05
NEW ZEALAND	17,078	12,681	-25.75	95,930	62,271	-35.09
GUAM	660	0	-100.00	21,545	0	-100.00
UNITED STATES	20,323,727	18,010,544	-11.38	146,909,165	116,781,803	-20.51
CANADA	199,141	141,924	-28.73	1,124,954	743,070	-33.95
SURINAME	0	33	-	0	161	-
PERU	0	405	-	0	937	-
PUERTO RICO	370,584	471,172	27.14	2,377,081	2,807,133	18.09
UNITED KINGDOM	2,079,215	1,796,990	-13.57	14,161,445	11,350,142	-19.85
NETHERLANDS	350,542	737,066	110.26	2,120,922	3,488,980	64.50
FRANCE	135,984	569,202	318.58	1,044,446	3,139,192	200.56
GERMANY, FED. REP. OF	734,011	226,052	-69.20	4,999,968	1,532,233	-69.36
AUSTRIA	0	2,684	-	0	4,366	-
BELGIUM	2,532,621	1,249,891	-50.65	16,353,272	8,009,889	-51.02
SWITZERLAND	58,306	74,946	28.54	381,325	506,977	32.95
DENMARK	95,335	39,246	-58.83	728,898	189,163	-74.05
NORWAY	0	1,517	-	0	3,949	-
SWEDEN	34,064	41,329	21.33	323,030	354,228	9.66
FINLAND	0	662	-	0	1,615	-
IRELAND	15,375	942	-93.87	244,715	2,358	-99.04
ITALY	394,398	688,246	74.51	1,321,668	1,946,441	47.27
SPAIN	18,178	11,687	-35.71	99,692	60,721	-39.09
PORTUGAL	26,655	66,444	149.27	82,239	273,704	232.82
GREECE	8,430	10,623	26.01	21,753	26,736	22.91
HUNGARY	0	478	-	0	658	-
POLAND	0	2,049	-	0	4,407	-
ROMANIA	0	105	-	0	372	-
UKRAINE	14,710	395	-97.31	92,172	696	-99.24
LITHUANIA	0	371	-	0	543	-
ESTONIA	0	153	-	0	145	-
CZECH REPUBLIC	0	421	-	0	3,019	-
RUSSIA FEDERATION	55,454	18,337	-66.93	490,513	99,438	-79.73
<b>TEH</b>	<b>29,570,978</b>	<b>27,893,664</b>	<b>-5.67</b>	<b>41,156,036</b>	<b>42,526,863</b>	<b>3.33</b>
JAPAN	427,974	493,333	15.27	640,624	955,255	49.11
HONG KONG	17,499	27,994	59.97	10,322	17,802	72.47
KOREA, REPUBLIC OF	1,299	0	-100.00	803	0	-100.00
TAIWAN	279,158	130,196	-53.36	323,539	190,187	-41.22
CHINA	165,160	48,700	-70.51	156,894	72,889	-53.54
PAPUA NEW GUINEA	0	10,080	-	0	21,192	-
THAILAND	0	1,200	-	0	1,624	-
SINGAPORE	228,453	184,147	-19.39	303,730	251,255	-17.28
MALAYSIA	2,685,922	2,167,831	-19.29	3,880,823	2,930,756	-24.48
BRUNEI DARUSSALAM	0	625	-	0	405	-
MALDIVES	154	0	-100.00	409	0	-100.00
INDIA	1,313,488	599,499	-54.36	1,576,357	899,307	-42.95
PAKISTAN	4,029,602	4,599,385	14.14	6,802,793	8,010,639	17.76
SRI LANKA	132,620	47,400	-64.26	207,559	108,498	-47.73
AFGHANISTAN	225,720	75,675	-66.47	296,375	82,117	-72.29
IRAN (ISLAMIC REPUBLIC OF)	0	9,600	-	0	21,590	-
SAUDI ARABIA	90,128	88,191	-2.15	145,790	141,205	-3.14
ISRAEL	74,200	187,120	152.18	90,356	290,891	221.94
JORDAN	10,600	0	-100.00	13,752	0	-100.00
SYRIA ARAB REPUBLIC	8,000	0	-100.00	15,040	0	-100.00
TURKEY	204,520	76,000	-62.84	342,147	128,248	-62.52
UNITED ARAB EMIRATES	1,884,233	1,706,690	-9.42	2,351,532	2,452,774	4.31
EGYPT	469,660	140,700	-70.04	748,950	230,921	-69.17
SOMALIA	0	18,575	-	0	11,713	-
KENYA	144,000	22,000	-84.72	86,400	32,560	-62.31
DJIBOUTI	145,694	70,469	-51.63	97,558	63,458	-34.95
SOUTH AFRICA	178,680	48,000	-73.14	383,596	120,255	-68.65
AUSTRALIA	171,270	147,043	-14.15	250,899	255,420	1.80
NEW ZEALAND	135,343	169,564	25.28	140,328	190,407	35.69
VANUATU	113	0	-100.00	171	0	-100.00
FIJI	42,560	32,500	-23.64	56,619	47,015	-16.96
SAMOA	350	3,418	876.57	700	6,000	757.14
UNITED STATES	2,117,128	2,572,543	21.51	2,740,459	3,723,136	35.86
CANADA	251,478	172,968	-31.22	334,286	232,191	-30.54
SURINAME	0	434	-	0	2,067	-
CHILE	217,260	108,200	-50.20	350,518	173,618	-50.47
PUERTO RICO	0	540	-	0	864	-
UNITED KINGDOM	3,584,154	3,076,384	-14.17	5,097,215	4,863,107	-4.59

TABEL 5. PERKEMBANGAN EKSPOR INDONESIA MENURUT KOMODITI DAN NEGARA TUJUAN

JENIS BARANG	BERAT BERSIH (KG)		PERUB	NILAI FOB (US \$)		PERUB
	JAN-APR 2008	JAN-APR 2009	%	JAN-APR 2008	JAN-APR 2009	%
(1)	(2)	(3)	(4)	(5)	(6)	(7)
NETHERLANDS	1,267,802	1,332,924	5.14	1,813,694	2,015,014	11.10
FRANCE	8,106	0	-100.00	25,453	0	-100.00
GERMANY, FED. REP. OF	2,413,449	2,662,078	10.30	2,787,598	3,376,123	21.11
BELGIUM	0	22,152	-	0	18,330	-
SWITZERLAND	48	0	-100.00	120	0	-100.00
DENMARK	28,200	9,400	-66.67	49,200	14,720	-70.08
SWEDEN	10,400	0	-100.00	10,483	0	-100.00
ITALY	15,569	0	-100.00	34,559	0	-100.00
POLAND	1,053,446	1,073,060	1.86	1,542,131	1,727,907	12.05
KAZAKHSTAN	48,000	24,000	-50.00	60,116	36,182	-39.81
KYRGYZSTAN	34,995	72,580	107.40	47,312	119,812	153.24
UKRAINE	256,473	567,112	121.12	326,498	809,360	147.89
UZBEKISTAN	0	21,000	-	0	31,080	-
LATVIA	42,078	25,476	-39.46	70,090	43,154	-38.43
CZECH REPUBLIC	1,921	0	-100.00	17,981	0	-100.00
RUSSIA FEDERATION	5,154,071	5,046,878	-2.08	6,924,257	7,805,815	12.73
<b>-LADA HITAM</b>	<b>19,040,217</b>	<b>12,048,736</b>	<b>-36.72</b>	<b>53,900,089</b>	<b>24,712,176</b>	<b>-54.15</b>
JAPAN	132,924	130,740	-1.64	489,491	468,466	-4.30
HONG KONG	16,000	43,248	170.30	55,125	93,226	69.12
KOREA, REPUBLIC OF	88,000	90,000	2.27	319,495	204,150	-36.10
TAIWAN	46,000	185,000	302.17	84,900	378,485	345.80
CHINA	30,000	0	-100.00	108,995	0	-100.00
SINGAPORE	818,364	282,955	-65.42	1,814,691	516,505	-71.54
PHILIPPINES	108,574	66,638	-38.62	19,124	24,489	28.05
MALAYSIA	26,731	8,518	-68.13	87,283	19,200	-78.00
NEPAL	140,400	0	-100.00	481,409	0	-100.00
VIET NAM	1,187,330	1,270,525	7.01	3,789,260	2,770,526	-26.88
INDIA	2,560,800	2,417,000	-5.62	8,348,506	5,242,012	-37.21
PAKISTAN	45,000	0	-100.00	143,400	0	-100.00
TURKEY	0	181,998	-	0	319,974	-
BENIN	19,050	0	-100.00	55,245	0	-100.00
SOUTH AFRICA	18,960	0	-100.00	6,636	0	-100.00
AUSTRALIA	179,791	90,000	-49.94	694,142	217,770	-68.63
UNITED STATES	12,137,754	6,619,364	-45.46	32,529,692	12,883,469	-60.39
CANADA	50,035	25,000	-50.03	168,492	47,308	-71.92
DOMINICAN REPUBLIC	4,685	0	-100.00	15,750	0	-100.00
NETHERLANDS	697,000	88,501	-87.30	2,434,582	188,677	-92.25
FRANCE	127,000	85,950	-32.32	437,778	196,819	-55.04
GERMANY, FED. REP. OF	88,200	150,000	70.07	275,995	446,776	61.88
BELGIUM	0	15,000	-	0	51,975	-
ITALY	61,000	16,000	-73.77	226,804	37,789	-83.34
PORTUGAL	2,518	0	-100.00	5,263	0	-100.00
BULGARIA	34,949	32,299	-7.58	82,163	50,810	-38.16
UKRAINE	13,000	0	-100.00	48,750	0	-100.00
RUSSIA FEDERATION	406,152	250,000	-38.45	1,177,118	553,750	-52.96
<b>-LADA PUTIH</b>	<b>6,996,938</b>	<b>3,609,347</b>	<b>-48.42</b>	<b>34,361,250</b>	<b>13,609,278</b>	<b>-60.39</b>
JAPAN	585,000	240,000	-58.97	2,865,627	997,490	-65.19
HONG KONG	15,999	16,000	0.01	88,450	55,680	-37.05
KOREA, REPUBLIC OF	16,765	12,494	-25.48	66,175	43,350	-34.49
TAIWAN	89,000	104,000	16.85	368,345	343,660	-6.70
CHINA	34,000	0	-100.00	177,750	0	-100.00
SINGAPORE	1,495,697	734,520	-50.89	7,276,466	2,565,581	-64.74
PHILIPPINES	1,703	9,337	448.27	4,634	27,210	487.18
MALAYSIA	187,000	126,702	-32.24	906,428	466,634	-48.52
VIET NAM	483,000	303,500	-37.16	2,329,731	1,209,589	-48.08
INDIA	310,000	87,500	-71.77	1,489,435	298,958	-79.93
PAKISTAN	1,591	1,352	-15.02	7,828	2,002	-74.43
SOUTH AFRICA	17,000	0	-100.00	95,200	0	-100.00
AUSTRALIA	51,000	34,000	-33.33	249,590	141,500	-43.31
UNITED STATES	1,538,000	741,497	-51.79	7,957,173	2,948,087	-62.95
CANADA	58,101	34,068	-41.36	303,136	137,450	-54.66
DOMINICAN REPUBLIC	19,511	0	-100.00	68,370	0	-100.00
UNITED KINGDOM	31,000	16,000	-48.39	160,700	62,440	-61.14
NETHERLANDS	1,010,000	516,379	-48.87	4,845,046	2,008,557	-58.54
FRANCE	32,000	60,000	87.50	147,760	215,475	45.83
GERMANY, FED. REP. OF	751,001	509,998	-32.09	3,723,615	1,839,520	-50.60
BELGIUM	136,000	32,000	-76.47	638,386	112,625	-82.36
ITALY	49,000	30,000	-38.78	188,162	133,470	-29.07
SPAIN	49,000	0	-100.00	256,330	0	-100.00
PORTUGAL	20,570	0	-100.00	83,288	0	-100.00
BULGARIA	15,000	0	-100.00	63,625	0	-100.00
<b>-KAYU MANIS DAN BUNGANYA</b>	<b>11,266,538</b>	<b>8,546,459</b>	<b>-24.14</b>	<b>9,408,519</b>	<b>6,944,913</b>	<b>-26.18</b>
KOREA, REPUBLIC OF	61,320	99,338	62.00	38,767	68,676	77.15
TAIWAN	260	468	80.00	100	113	13.00
CHINA	0	54,950	-	0	34,025	-

TABEL 5. PERKEMBANGAN EKSPOR INDONESIA MENURUT KOMODITI DAN NEGARA TUJUAN

JENIS BARANG	BERAT BERSIH (KG)		PERUB	NILAI FOB (US \$)		PERUB
	JAN-APR 2008	JAN-APR 2009	%	JAN-APR 2008	JAN-APR 2009	%
(1)	(2)	(3)	(4)	(5)	(6)	(7)
THAILAND	915,357	365,601	-60.06	874,387	318,483	-63.58
SINGAPORE	213,044	111,203	-47.80	164,059	80,722	-50.80
PHILIPPINES	170	141	-17.06	465	443	-4.73
MALAYSIA	514,375	344,886	-32.95	557,749	319,850	-42.65
MALDIVES	291	785	169.76	515	1,666	223.50
INDIA	227,946	51,000	-77.63	185,768	35,799	-80.73
IRAN (ISLAMIC REPUBLIC OF)	0	10,000	-	0	6,000	-
SAUDI ARABIA	10,000	0	-100.00	9,690	0	-100.00
ISRAEL	69,000	32,584	-52.78	44,896	29,398	-34.52
JORDAN	12,968	15,799	21.83	10,653	10,057	-5.59
LEBANON	0	13,000	-	0	11,800	-
SYRIA ARAB REPUBLIC	114,550	45,433	-60.34	76,985	34,864	-54.71
TURKEY	102,000	172,585	69.20	39,372	89,907	128.35
UNITED ARAB EMIRATES	199,235	298,742	49.94	116,549	151,498	29.99
EGYPT	35,090	48,999	39.64	29,713	44,445	49.58
LIBYAN ARAB JAMAHIRIYA	0	19,999	-	0	20,587	-
MOROCCO	184,500	0	-100.00	116,442	0	-100.00
TUNISIA	40,000	0	-100.00	41,979	0	-100.00
ALGERIA	36,520	150,469	312.02	38,160	108,558	184.48
REUNION	270	0	-100.00	129	0	-100.00
SOUTH AFRICA	46,529	10,000	-78.51	49,155	5,450	-88.91
MAURITIUS	9	22,998	255,433.33	15	19,900	132,566.67
AUSTRALIA	12,761	4,918	-61.46	19,885	6,600	-66.81
UNITED STATES	4,746,499	4,435,074	-6.56	3,973,840	3,818,204	-3.92
CANADA	144,597	99,630	-31.10	124,896	89,473	-28.36
MEXICO	18,000	34,000	88.89	14,400	21,050	46.18
SURINAME	207	358	72.95	810	1,880	132.10
VENEZUELA	155,161	84,900	-45.28	104,230	78,116	-25.05
ARGENTINA	0	4,162	-	0	2,980	-
BRAZIL	365,003	224,664	-38.45	289,220	161,389	-44.20
COLOMBIA	46,000	0	-100.00	28,830	0	-100.00
DOMINICAN REPUBLIC	505,408	599,732	18.66	357,109	412,559	15.53
DOMINICA	54,000	0	-100.00	13,140	0	-100.00
UNITED KINGDOM	23,000	10,625	-53.80	18,490	5,534	-70.07
NETHERLANDS	898,623	254,271	-71.70	692,296	164,810	-76.19
FRANCE	320,223	259,174	-19.06	287,791	243,801	-15.29
GERMANY, FED. REP. OF	394,796	164,101	-58.43	357,344	127,952	-64.19
AUSTRIA	46	0	-100.00	144	0	-100.00
BELGIUM	225,000	38,717	-82.79	224,305	27,620	-87.69
NORWAY	0	9,000	-	0	7,425	-
SWEDEN	13,714	9,163	-33.19	19,623	12,075	-38.47
ITALY	48,670	25,933	-46.72	47,939	33,291	-30.56
SPAIN	69,000	44,000	-36.23	39,630	30,125	-23.98
PORTUGAL	83,000	65,314	-21.31	88,492	91,020	2.86
GREECE	210,694	129,095	-38.73	199,973	102,988	-48.50
POLAND	99,681	108,000	8.35	71,971	67,140	-6.71
ROMANIA	0	1,000	-	0	1,450	-
BULGARIA	0	10,499	-	0	7,125	-
UKRAINE	0	17,584	-	0	9,204	-
CROATIA	0	13,565	-	0	10,961	-
RUSSIA FEDERATION	49,021	30,000	-38.80	38,613	17,900	-53.64
<b>-BIJI PALA &amp; BUNGANYA DAN K</b>	<b>6,092,436</b>	<b>6,304,485</b>	<b>3.48</b>	<b>20,274,163</b>	<b>17,241,877</b>	<b>-14.96</b>
JAPAN	223,567	211,394	-5.44	1,546,503	1,469,000	-5.01
HONG KONG	9	19,947	221,533.33	41	79,420	193,607.32
KOREA, REPUBLIC OF	141,283	97,810	-30.77	191,155	175,430	-8.23
TAIWAN	271	51,458	18,888.19	1,440	41,887	2,808.82
CHINA	17,427	38,035	118.25	8,749	36,700	319.48
THAILAND	82,724	49,227	-40.49	370,740	258,870	-30.17
SINGAPORE	468,517	219,384	-53.17	2,429,488	1,243,979	-48.80
PHILIPPINES	9,611	24,257	152.39	26,147	81,819	212.92
MALAYSIA	287,967	189,686	-34.13	896,581	245,848	-72.58
MYANMAR (FORM. BURMA)	6,247	0	-100.00	21,106	0	-100.00
VIET NAM	1,955,062	3,200,924	63.72	3,147,628	4,836,909	53.67
MALDIVES	121	0	-100.00	163	0	-100.00
INDIA	332,271	306,371	-7.79	1,144,856	766,810	-33.02
PAKISTAN	68,999	50,852	-26.30	420,552	273,149	-35.05
BANGLADESH	42,378	76,565	80.67	241,660	488,436	102.12
AFGHANISTAN	8,000	0	-100.00	64,000	0	-100.00
SAUDI ARABIA	0	7,263	-	0	3,632	-
KUWAIT	0	1,555	-	0	5,450	-
JORDAN	0	5,916	-	0	7,357	-
LEBANON	0	13,499	-	0	58,675	-
YEMEN	3,146	0	-100.00	9,778	0	-100.00
UNITED ARAB EMIRATES	109,924	17,613	-83.98	200,064	46,368	-76.82
EGYPT	2,807	0	-100.00	6,953	0	-100.00
MOROCCO	29,049	37,332	28.51	98,524	173,498	76.10
GHANA	15,000	14,999	-0.01	78,750	81,750	3.81

TABEL 5. PERKEMBANGAN EKSPOR INDONESIA MENURUT KOMODITI DAN NEGARA TUJUAN

JENIS BARANG	BERAT BERSIH (KG)		PERUB	NILAI FOB (US \$)		PERUB
	JAN-APR 2008	JAN-APR 2009	%	JAN-APR 2008	JAN-APR 2009	%
(1)	(2)	(3)	(4)	(5)	(6)	(7)
NIGERIA	14,738	17,500	18.74	2,800	87,500	3,025.00
BENIN	33,895	18,000	-46.89	8,713	14,400	65.27
AUSTRALIA	33,648	80,560	139.42	144,668	329,243	127.59
UNITED STATES	403,716	259,085	-35.82	1,478,558	897,493	-39.30
CANADA	13,750	46,284	236.61	42,264	144,577	242.08
MEXICO	11,821	6,499	-45.02	8,827	6,524	-26.09
CHILE	14,168	0	-100.00	67,315	0	-100.00
ARGENTINA	153,600	98,047	-36.17	216,256	220,197	1.82
BRAZIL	14,040	27,653	96.96	88,374	40,845	-53.78
DOMINICAN REPUBLIC	20,355	9,767	-52.02	72,125	21,494	-70.20
UNITED KINGDOM	1,250	0	-100.00	3,035	0	-100.00
NETHERLANDS	775,342	471,882	-39.14	3,049,646	2,024,947	-33.60
FRANCE	22,999	3,400	-85.22	177,680	32,379	-81.78
GERMANY, FED. REP. OF	224,197	219,274	-2.20	1,211,370	1,090,842	-9.95
AUSTRIA	16	0	-100.00	53	0	-100.00
BELGIUM	303,123	180,674	-40.40	1,724,715	881,303	-48.90
ITALY	135,750	62,975	-53.61	642,635	394,948	-38.54
SPAIN	44,999	85,299	89.56	222,520	389,632	75.10
PORTUGAL	0	14,500	-	0	53,938	-
UKRAINE	13,500	0	-100.00	41,145	0	-100.00
RUSSIA FEDERATION	53,149	68,999	29.82	166,586	236,628	42.05
<b>-PANILI</b>	<b>66,928</b>	<b>33,961</b>	<b>-49.26</b>	<b>782,509</b>	<b>398,457</b>	<b>-49.08</b>
JAPAN	265	100	-62.26	4,270	3,435	-19.56
HONG KONG	155	25	-83.87	1,580	622	-60.63
CHINA	950	1,701	79.05	22,704	24,590	8.31
SINGAPORE	471	578	22.72	2,190	2,545	16.21
MALAYSIA	3,458	1,227	-64.52	9,804	1,569	-84.00
AUSTRALIA	352	703	99.72	7,326	15,029	105.15
UNITED STATES	44,933	9,126	-79.69	411,638	135,543	-67.07
DOMINICA	120	0	-100.00	3,600	0	-100.00
UNITED KINGDOM	1,677	400	-76.15	37,831	9,046	-76.09
NETHERLANDS	10,000	20,000	100.00	205,000	204,000	-0.49
GERMANY, FED. REP. OF	4,547	101	-97.78	76,566	2,078	-97.29
<b>-LAINNYA</b>	<b>5,568,624</b>	<b>4,211,592</b>	<b>-24.37</b>	<b>6,951,970</b>	<b>6,486,595</b>	<b>-6.69</b>
JAPAN	152,484	181,053	18.74	206,430	366,443	77.51
HONG KONG	16,759	14,584	-12.98	108,464	81,801	-24.58
KOREA, REPUBLIC OF	6,392	2,012	-68.52	6,858	6,729	-1.88
TAIWAN	28,820	104,309	261.93	77,502	214,127	176.29
CHINA	89,809	24,224	-73.03	16,040	8,546	-46.72
THAILAND	19,285	13,952	-27.65	58,097	68,513	17.93
SINGAPORE	491,713	365,979	-25.57	860,857	158,707	-81.56
PHILIPPINES	5,981	122	-97.96	10,655	384	-96.40
MALAYSIA	1,121,501	452,456	-59.66	762,370	580,766	-23.82
MYANMAR (FORM. BURMA)	6,738	0	-100.00	22,763	0	-100.00
BRUNEI DARUSSALAM	10,407	0	-100.00	26,818	0	-100.00
NEPAL	12,042	0	-100.00	12,100	0	-100.00
VIET NAM	790,054	707,939	-10.39	883,054	783,171	-11.31
MALDIVES	21	0	-100.00	86	0	-100.00
INDIA	939,284	1,158,717	23.36	1,500,926	1,385,323	-7.70
PAKISTAN	319,078	27,270	-91.45	156,267	40,028	-74.38
BANGLADESH	75,917	86,200	13.55	72,469	52,250	-27.90
SAUDI ARABIA	287,749	320,903	11.52	445,718	712,241	59.80
ISRAEL	10,000	36,350	263.50	2,300	13,965	507.17
KUWAIT	0	6,492	-	0	22,753	-
JORDAN	31,851	32,683	2.61	19,664	10,859	-44.78
YEMEN	18,114	0	-100.00	53,325	0	-100.00
SYRIA ARAB REPUBLIC	147,050	84,564	-42.49	37,460	32,148	-14.18
UNITED ARAB EMIRATES	225,665	84,453	-62.58	160,609	83,061	-48.28
BAHRAIN	8,000	0	-100.00	1,200	0	-100.00
EGYPT	219,700	23,832	-89.15	138,979	20,466	-85.27
MOROCCO	0	18,767	-	0	34,750	-
TOGO	143	0	-100.00	1,351	0	-100.00
SOUTH AFRICA	48,520	0	-100.00	15,158	0	-100.00
AUSTRALIA	26,228	14,765	-43.71	103,771	55,752	-46.27
NEW ZEALAND	0	85	-	0	972	-
UNITED STATES	165,315	150,253	-9.11	688,315	601,435	-12.62
CANADA	9,385	141	-98.50	5,717	464	-91.88
MEXICO	4,178	2,214	-47.01	3,120	2,223	-28.75
ARGENTINA	0	551	-	0	1,647	-
BRAZIL	11,101	16,585	49.40	56,594	92,923	64.19
UNITED KINGDOM	10,417	100	-99.04	10,044	90	-99.10
NETHERLANDS	180,474	135,678	-24.82	185,734	163,746	-11.84
FRANCE	24,999	123,653	394.63	192,990	863,364	347.36
GERMANY, FED. REP. OF	14,495	4,670	-67.78	15,558	10,475	-32.67
AUSTRIA	143	0	-100.00	453	0	-100.00
BELGIUM	24,750	4,805	-80.59	19,625	6,151	-68.66

TABEL 5. PERKEMBANGAN EKSPOR INDONESIA MENURUT KOMODITI DAN NEGARA TUJUAN

JENIS BARANG	BERAT BERSIH (KG)		PERUB	NILAI FOB (US \$)		PERUB
	JAN-APR 2008	JAN-APR 2009	%	JAN-APR 2008	JAN-APR 2009	%
(1)	(2)	(3)	(4)	(5)	(6)	(7)
SWITZERLAND	0	94	-	0	678	-
ITALY	85	1,023	1,103.53	254	3,852	1,416.54
SPAIN	1,000	0	-100.00	3,900	0	-100.00
PORTUGAL	1,441	0	-100.00	3,013	0	-100.00
GREECE	3	0	-100.00	9	0	-100.00
POLAND	11,533	0	-100.00	5,353	0	-100.00
UKRAINE	0	10,114	-	0	5,792	-
<b>TEBAKAU</b>	<b>8,199,122</b>	<b>14,593,494</b>	<b>77.99</b>	<b>23,390,771</b>	<b>38,746,603</b>	<b>65.65</b>
JAPAN	0	30,000	-	0	60,000	-
KOREA, REPUBLIC OF	0	97,200	-	0	68,040	-
TAIWAN	0	207,000	-	0	4,910	-
CHINA	23,760	22,000	-7.41	363,842	454,740	24.98
SINGAPORE	1	251,978	25,197,700.00	2	1,146,121	57,305,950.00
PHILIPPINES	1,070,996	484,049	-54.80	2,483,375	778,252	-68.66
MALAYSIA	856,712	1,512,567	76.55	2,531,658	6,126,444	141.99
CAMBODIA	0	57,600	-	0	8,064	-
VIET NAM	363,108	9,999	-97.25	296,010	10,250	-96.54
SRI LANKA	118,628	44,427	-62.55	2,222,805	872,312	-60.76
YEMEN	9	0	-100.00	60	0	-100.00
UNITED ARAB EMIRATES	79,200	0	-100.00	190,080	0	-100.00
EGYPT	29,600	1,765,916	5,865.93	60,325	3,843,608	6,271.50
MOROCCO	0	71,280	-	0	74,844	-
TUNISIA	0	119,800	-	0	322,670	-
ALGERIA	0	90,000	-	0	72,000	-
CAMEROON	0	34,560	-	0	13,133	-
SENEGAL	0	40,014	-	0	62,022	-
MAURITANIA	0	20,000	-	0	75,600	-
SOUTH AFRICA	98,700	456,771	362.79	182,372	1,617,152	786.73
AUSTRALIA	76,800	165,445	115.42	449,280	341,820	-23.92
UNITED STATES	835,090	1,495,002	79.02	920,311	2,445,718	165.75
HONDURAS	77,610	9,000	-88.40	301,729	91,800	-69.58
NICARAGUA	126,821	106,997	-15.63	386,391	780,733	102.06
CHILE	0	57,600	-	0	20,160	-
PARAGUAY	0	80,000	-	0	101,600	-
PUERTO RICO	108,135	0	-100.00	286,072	0	-100.00
DOMINICAN REPUBLIC	149,269	18,171	-87.83	1,433,023	36,342	-97.46
EL SALVADOR	0	9,000	-	0	71,211	-
UNITED KINGDOM	231,660	0	-100.00	393,822	0	-100.00
NETHERLANDS	344,876	1,048,985	204.16	934,424	3,058,221	227.28
FRANCE	63,359	553,555	773.68	76,824	1,444,225	1,779.91
GERMANY, FED. REP. OF	277,058	572,244	106.54	3,240,129	3,419,867	5.55
BELGIUM	932,375	3,055,774	227.74	4,648,495	7,161,514	54.06
DENMARK	0	177,715	-	0	565,170	-
IRELAND	0	257,400	-	0	846,450	-
ITALY	72,377	603,855	734.32	166,218	1,528,220	819.41
SPAIN	130,098	42,998	-66.95	272,772	343,261	25.84
GREECE	0	15,000	-	0	600	-
POLAND	0	60,000	-	0	97,000	-
UKRAINE	133,920	135,519	1.19	171,416	215,774	25.88
LITHUANIA	0	40,149	-	0	35,331	-
LATVIA	60,000	0	-100.00	43,200	0	-100.00
RUSSIA FEDERATION	1,938,960	773,924	-60.09	1,336,136	531,424	-60.23
<b>BIJI COKLAT</b>	<b>104,593,882</b>	<b>104,758,186</b>	<b>0.16</b>	<b>200,397,938</b>	<b>237,762,826</b>	<b>18.65</b>
JAPAN	38,475	50,000	29.95	117,429	102,500	-12.71
KOREA, REPUBLIC OF	3	0	-100.00	17	0	-100.00
TAIWAN	1,258	0	-100.00	2,387	0	-100.00
CHINA	6,643,538	2,834,585	-57.33	12,910,901	6,122,141	-52.58
THAILAND	2,337,989	2,248,466	-3.83	3,883,060	5,098,018	31.29
SINGAPORE	11,745,076	12,340,645	5.07	24,116,131	28,876,084	19.74
MALAYSIA	72,748,109	46,839,189	-35.61	138,166,269	106,992,653	-22.56
INDIA	150,000	1,000,000	566.67	244,975	2,078,460	748.44
UNITED ARAB EMIRATES	1	0	-100.00	1	0	-100.00
SUDAN	0	75,000	-	0	180,450	-
SAMOA	0	3,600	-	0	9,720	-
UNITED STATES	4,008,127	31,933,889	696.73	8,559,890	71,471,792	734.96
CANADA	4,000,000	0	-100.00	7,144,985	0	-100.00
BRAZIL	2,717,590	5,967,323	119.58	4,887,160	13,189,394	169.88
COSTA RICA	16,000	16,000	0.00	11,840	14,310	20.86
NETHERLANDS	37,506	1,061,989	2,731.52	84,145	2,420,256	2,776.29
FRANCE	61,706	0	-100.00	101,882	0	-100.00
GERMANY, FED. REP. OF	62,500	387,500	520.00	149,825	1,207,048	705.64
DENMARK	4	0	-100.00	11	0	-100.00
SPAIN	26,000	0	-100.00	17,030	0	-100.00
<b>-IKAN TONGKOL/TUNA</b>	<b>20,388,033</b>	<b>21,939,926</b>	<b>7.61</b>	<b>47,579,902</b>	<b>47,393,634</b>	<b>-0.39</b>
JAPAN	5,834,517	6,386,697	9.46	23,003,576	24,483,896	6.44



TABEL 5. PERKEMBANGAN EKSPOR INDONESIA MENURUT KOMODITI DAN NEGARA TUJUAN

JENIS BARANG	BERAT BERSIH (KG)		PERUB	NILAI FOB (US \$)		PERUB
	JAN-APR 2008	JAN-APR 2009	%	JAN-APR 2008	JAN-APR 2009	%
(1)	(2)	(3)	(4)	(5)	(6)	(7)
HONG KONG	579,998	466,772	-19.52	838,680	739,096	-11.87
KOREA, REPUBLIC OF	888,209	222,881	-74.91	1,496,276	285,549	-80.92
TAIWAN	622,285	1,095,096	75.98	1,376,455	1,707,129	24.02
CHINA	1,006,016	1,240,001	23.26	540,970	748,574	38.38
THAILAND	4,617,345	6,393,090	38.46	5,245,170	4,853,890	-7.46
SINGAPORE	438,785	490,338	11.75	943,541	981,987	4.07
PHILIPPINES	315,296	24,909	-92.10	210,502	20,726	-90.15
MALAYSIA	392,243	230,943	-41.12	802,621	231,438	-71.16
VIET NAM	2,806,439	1,690,662	-39.76	2,952,663	2,471,362	-16.30
SRI LANKA	70,304	35,369	-49.69	104,684	44,150	-57.83
IRAN (ISLAMIC REPUBLIC OF)	0	190,322	-	0	216,073	-
ISRAEL	86,460	103,870	20.14	86,460	120,820	39.74
KUWAIT	950	1,799	89.37	9,720	6,610	-32.00
JORDAN	413	500	21.07	4,680	5,850	25.00
LEBANON	6,866	6,384	-7.02	19,650	19,083	-2.89
OMAN	52,000	0	-100.00	57,450	0	-100.00
UNITED ARAB EMIRATES	6,675	35,793	436.22	48,534	113,744	134.36
EGYPT	198,849	601,000	202.24	163,102	489,869	200.35
LIBYAN ARAB JAMAHIRIYA	0	315,000	-	0	1,248,930	-
TUNISIA	0	210,125	-	0	216,575	-
REUNION	12,000	0	-100.00	54,960	0	-100.00
SOUTH AFRICA	182,000	7	-100.00	261,040	10	-100.00
MAURITIUS	59,690	0	-100.00	124,378	0	-100.00
AUSTRALIA	60,512	45,546	-24.73	196,149	57,507	-70.68
NEW ZEALAND	27,000	18,500	-31.48	97,000	17,650	-81.80
EAST TIMOR	0	3,588	-	0	6,341	-
UNITED STATES	1,453,355	1,751,416	20.51	6,706,868	7,432,804	10.82
CANADA	44,756	10,424	-76.71	366,542	23,249	-93.66
MEXICO	88,155	0	-100.00	691,800	0	-100.00
PANAMA	0	28,000	-	0	20,200	-
PERU	0	51,405	-	0	75,016	-
DOMINICAN REPUBLIC	0	22,803	-	0	25,083	-
UNITED KINGDOM	4,824	11	-99.77	35,720	22	-99.94
NETHERLANDS	167,807	41,368	-75.35	115,174	70,487	-38.80
FRANCE	3,973	8,857	122.93	7,913	30,011	279.26
GERMANY, FED. REP. OF	17,280	20,000	15.74	131,160	30,000	-77.13
AUSTRIA	11,691	24,220	107.17	11,691	24,220	107.17
BELGIUM	61,913	71,519	15.52	235,990	335,045	41.97
SWITZERLAND	0	560	-	0	2,613	-
FINLAND	16,080	15,119	-5.98	207,774	44,460	-78.60
ITALY	170,695	19,999	-88.28	290,831	27,000	-90.72
GREECE	21,960	0	-100.00	42,608	0	-100.00
UKRAINE	5,199	318	-93.88	12,340	1,620	-86.87
RUSSIA FEDERATION	55,493	64,715	16.62	85,230	164,945	93.53
<b>-UBUR-UBUR</b>	<b>3,729,087</b>	<b>1,457,031</b>	<b>-60.93</b>	<b>6,303,549</b>	<b>2,999,698</b>	<b>-52.41</b>
JAPAN	947,973	458,060	-51.68	2,286,136	999,049	-56.30
HONG KONG	60,793	70,177	15.44	155,413	227,197	46.19
KOREA, REPUBLIC OF	337,141	223,949	-33.57	653,201	368,945	-43.52
TAIWAN	184,060	258,616	40.51	313,926	373,299	18.91
CHINA	118,013	51,041	-56.75	37,311	77,153	106.78
MACAU	322	0	-100.00	895	0	-100.00
THAILAND	44,928	575	-98.72	34,671	2,158	-93.78
SINGAPORE	57,875	10,050	-82.63	47,484	24,026	-49.40
MALAYSIA	148,296	5,135	-96.54	107,089	17,850	-83.33
VIET NAM	663,113	19,540	-97.05	420,924	82,986	-80.28
IRAN (ISLAMIC REPUBLIC OF)	369	4	-98.92	1,292	55	-95.74
ISRAEL	5,240	515	-90.17	10,700	270	-97.48
KUWAIT	1,085	0	-100.00	1,292	0	-100.00
JORDAN	546	0	-100.00	1,169	0	-100.00
LEBANON	133	0	-100.00	659	0	-100.00
SYRIA ARAB REPUBLIC	182	0	-100.00	1,014	0	-100.00
TURKEY	1,125	0	-100.00	1,798	0	-100.00
UNITED ARAB EMIRATES	783	509	-34.99	985	676	-31.37
CYPRUS	38	0	-100.00	378	0	-100.00
SOUTH AFRICA	50,871	59,661	17.28	149,346	199,853	33.82
MAURITIUS	0	120	-	0	602	-
AUSTRALIA	4,569	3,539	-22.54	16,914	13,485	-20.27
NEW ZEALAND	189	98	-48.15	464	83	-82.11
UNITED STATES	490,270	77,195	-84.25	1,023,651	172,329	-83.17
CANADA	150,164	136,085	-9.38	332,504	337,257	1.43
VENEZUELA	115	0	-100.00	134	0	-100.00
ARGENTINA	665	0	-100.00	1,600	0	-100.00
BRAZIL	2,528	0	-100.00	1,539	0	-100.00
PERU	314	0	-100.00	722	0	-100.00
DOMINICA	68	0	-100.00	879	0	-100.00
UNITED KINGDOM	68,371	11,301	-83.47	96,323	6,915	-92.82
NETHERLANDS	46,405	7,351	-84.16	79,136	6,509	-91.77

TABEL 5. PERKEMBANGAN EKSPOR INDONESIA MENURUT KOMODITI DAN NEGARA TUJUAN

JENIS BARANG	BERAT BERSIH (KG)		PERUB	NILAI FOB (US \$)		PERUB
	JAN-APR 2008	JAN-APR 2009	%	JAN-APR 2008	JAN-APR 2009	%
(1)	(2)	(3)	(4)	(5)	(6)	(7)
FRANCE	152,153	16,359	-89.25	247,095	11,469	-95.36
GERMANY, FED. REP. OF	70,012	16,400	-76.58	82,921	15,753	-81.00
AUSTRIA	2,934	624	-78.73	6,135	1,812	-70.46
BELGIUM	32,772	24,290	-25.88	75,504	49,121	-34.94
SWITZERLAND	1,859	218	-88.27	2,494	632	-74.66
DENMARK	5,713	99	-98.27	3,254	239	-92.66
NORWAY	781	0	-100.00	1,132	0	-100.00
SWEDEN	4,009	179	-95.54	5,169	327	-93.67
FINLAND	0	31	-	0	84	-
ITALY	39,389	2,685	-93.18	59,802	7,680	-87.16
SPAIN	3,202	0	-100.00	3,732	0	-100.00
PORTUGAL	2,577	0	-100.00	2,774	0	-100.00
GREECE	1,723	159	-90.77	3,340	143	-95.72
HUNGARY	2,567	0	-100.00	4,386	0	-100.00
POLAND	1,875	807	-56.96	1,949	762	-60.90
ROMANIA	410	0	-100.00	856	0	-100.00
UKRAINE	734	0	-100.00	967	0	-100.00
LITHUANIA	2,046	0	-100.00	2,858	0	-100.00
ESTONIA	619	0	-100.00	768	0	-100.00
CROATIA	108	0	-100.00	1,335	0	-100.00
MALTA	27	0	-100.00	194	0	-100.00
CZECH REPUBLIC	1,762	1,075	-38.99	2,998	670	-77.65
RUSSIA FEDERATION	15,271	584	-96.18	14,337	309	-97.84
<b>-KEPITING, KERANG-KERANGAI</b>	<b>19,326,331</b>	<b>15,153,091</b>	<b>-21.59</b>	<b>57,815,958</b>	<b>42,637,651</b>	<b>-26.25</b>
JAPAN	372,434	310,469	-16.64	1,389,126	1,507,847	8.55
HONG KONG	1,436,060	466,077	-67.54	4,471,695	1,361,716	-69.55
KOREA, REPUBLIC OF	1,216,973	718,170	-40.99	2,847,383	2,228,692	-21.73
TAIWAN	597,100	1,928,595	222.99	560,825	3,497,356	523.61
CHINA	961,960	2,468,854	156.65	858,014	1,818,904	111.99
MACAU	2,301	5,943	158.28	2,301	6,247	171.49
THAILAND	307,035	358,980	16.92	599,991	261,513	-56.41
SINGAPORE	983,736	920,100	-6.47	2,273,798	2,503,635	10.11
PHILIPPINES	632	512	-18.99	29,633	21,302	-28.11
MALAYSIA	1,724,945	1,058,255	-38.65	3,708,643	1,378,848	-62.82
VIET NAM	4,995,707	884,005	-82.30	3,512,227	704,894	-79.93
INDIA	484,692	104,341	-78.47	986,212	101,158	-89.74
LEBANON	0	20,007	-	0	64,724	-
TURKEY	19,980	22,680	13.51	29,970	34,020	13.51
UNITED ARAB EMIRATES	12	0	-100.00	10	0	-100.00
CYPRUS	35,244	108,300	207.29	71,654	296,265	313.47
EGYPT	29,379	51,249	74.44	40,673	78,406	92.77
GAMBIA	31,680	0	-100.00	30,096	0	-100.00
SOUTH AFRICA	7,105	9,083	27.84	19,600	12,070	-38.42
MAURITIUS	21,124	91,186	331.67	51,992	195,769	276.54
AUSTRALIA	56,452	143,101	153.49	445,225	532,669	19.64
NEW ZEALAND	45	0	-100.00	222	0	-100.00
UNITED STATES	2,595,609	2,232,790	-13.98	26,440,565	17,223,533	-34.86
CANADA	103,340	112,190	8.56	692,134	365,408	-47.21
MEXICO	119,777	207,701	73.41	285,252	384,354	34.74
PANAMA	20,003	60,217	201.04	58,585	206,174	251.92
PUERTO RICO	67,770	318,958	370.65	222,557	1,143,213	413.67
DOMINICAN REPUBLIC	4,218	0	-100.00	36,215	0	-100.00
MARTINIQUE	10,431	0	-100.00	24,248	0	-100.00
UNITED KINGDOM	8,148	10,594	30.02	104,366	133,434	27.85
NETHERLANDS	108,784	40,206	-63.04	644,278	290,488	-54.91
FRANCE	48,251	18,387	-61.89	68,684	37,631	-45.21
GERMANY, FED. REP. OF	9,959	58,809	490.51	25,592	135,520	429.54
AUSTRIA	175	0	-100.00	300	0	-100.00
BELGIUM	27,397	43,862	60.10	87,406	164,281	87.95
SWITZERLAND	882	4,796	443.76	829	12,829	1,447.53
DENMARK	15	0	-100.00	15	0	-100.00
SWEDEN	43	0	-100.00	250	0	-100.00
ITALY	2,212,251	2,092,965	-5.39	5,362,455	5,230,958	-2.45
SPAIN	269,610	48,110	-82.16	679,905	109,970	-83.83
PORTUGAL	187,489	157,786	-15.84	496,529	359,169	-27.66
GREECE	201,817	0	-100.00	531,361	0	-100.00
CROATIA	18,278	43,044	135.50	53,491	145,242	171.53
MALTA	9,602	32,769	241.27	23,775	89,412	276.08
RUSSIA FEDERATION	17,886	0	-100.00	47,876	0	-100.00
<b>-BEKICOT</b>	<b>1,053,066</b>	<b>866,919</b>	<b>-17.68</b>	<b>2,545,778</b>	<b>2,245,572</b>	<b>-11.79</b>
HONG KONG	147,018	252,283	71.60	839,003	1,271,975	51.61
KOREA, REPUBLIC OF	8,699	24,810	185.21	23,523	67,780	188.14
TAIWAN	509,478	415,204	-18.50	639,791	482,690	-24.56
CHINA	1,530	3,500	128.76	6,120	3,500	-42.81
MACAU	2,380	1,060	-55.46	2,380	1,060	-55.46
SINGAPORE	26,776	59,405	121.86	68,007	148,595	118.50

TABEL 5. PERKEMBANGAN EKSPOR INDONESIA MENURUT KOMODITI DAN NEGARA TUJUAN

JENIS BARANG	BERAT BERSIH (KG)		PERUB	NILAI FOB (US \$)		PERUB
	JAN-APR 2008	JAN-APR 2009	%	JAN-APR 2008	JAN-APR 2009	%
(1)	(2)	(3)	(4)	(5)	(6)	(7)
MALAYSIA	11,194	22,850	104.13	6,240	15,693	151.49
SOUTH AFRICA	94,914	24,390	-74.30	260,253	73,125	-71.90
AUSTRALIA	0	42	-	0	127	-
UNITED STATES	9,627	9,425	-2.10	26,727	28,927	8.23
CANADA	136,889	53,950	-60.59	308,480	152,100	-50.69
MEXICO	9,569	0	-100.00	24,700	0	-100.00
FRANCE	70,994	0	-100.00	253,854	0	-100.00
BELGIUM	23,998	0	-100.00	86,700	0	-100.00
<b>-IKAN LAINNYA</b>	<b>60,612,406</b>	<b>84,432,693</b>	<b>39.30</b>	<b>90,687,359</b>	<b>101,479,115</b>	<b>11.90</b>
JAPAN	4,315,741	4,880,813	13.09	13,967,424	14,771,553	5.76
HONG KONG	4,193,553	4,093,466	-2.39	12,505,168	15,879,068	26.98
KOREA, REPUBLIC OF	2,793,934	3,512,242	25.71	4,110,096	5,324,083	29.54
TAIWAN	4,802,051	2,736,158	-43.02	3,560,130	4,571,061	28.40
CHINA	3,958,260	23,010,565	481.33	4,176,917	8,998,113	115.42
MACAU	2,626	1,494	-43.11	6,562	2,545	-61.22
THAILAND	5,728,576	11,544,717	101.53	6,408,572	6,740,186	5.17
SINGAPORE	10,303,292	9,141,433	-11.28	13,279,406	12,830,689	-3.38
PHILIPPINES	1,697,256	608,658	-64.14	782,918	979,987	25.17
MALAYSIA	11,207,508	10,685,191	-4.66	10,439,406	10,220,320	-2.10
CAMBODIA	0	461	-	0	3,132	-
BRUNEI DARUSSALAM	135	13,658	10,017.04	6,330	36,731	480.27
VIET NAM	4,665,383	7,166,136	53.60	4,292,314	5,211,623	21.42
INDIA	28,117	0	-100.00	45,233	0	-100.00
PAKISTAN	8	104	1,200.00	15	443	2,853.33
BANGLADESH	0	15,610	-	0	4,671	-
SRI LANKA	80,305	44,201	-44.96	149,683	40,787	-72.75
IRAN (ISLAMIC REPUBLIC OF)	2,189	118,069	5,293.74	123,136	125,000	1.51
SAUDI ARABIA	224,106	92,493	-58.73	393,118	68,275	-82.63
ISRAEL	179,538	182,846	1.84	452,262	427,685	-5.43
KUWAIT	1,203	1,110	-7.73	3,834	6,148	60.35
JORDAN	1,737	2,515	44.79	5,297	5,803	9.55
LEBANON	92,733	1,039	-98.88	85,277	628	-99.26
SYRIA ARAB REPUBLIC	5,349	6,851	28.08	8,895	10,818	21.62
TURKEY	29	224	672.41	400	2,001	400.25
UNITED ARAB EMIRATES	215,947	46,066	-78.67	370,752	78,730	-78.76
QATAR	1,510	81	-94.64	21,322	1,372	-93.57
BAHRAIN	193	45	-76.68	835	457	-45.27
CYPRUS	842	584	-30.64	6,093	1,516	-75.12
EGYPT	167,022	684,756	309.98	137,913	527,552	282.53
MOROCCO	108	160	48.15	445	320	-28.09
TUNISIA	0	482,392	-	0	510,766	-
ALGERIA	26,270	47,847	82.14	56,481	53,785	-4.77
NAMIBIA	0	35,700	-	0	35,000	-
KENYA	0	40	-	0	683	-
REUNION	12,000	12,000	0.00	56,400	48,000	-14.89
MOZAMBIQUE	182,346	318,689	74.77	223,865	402,852	79.95
TOGO	31,310	0	-100.00	36,764	0	-100.00
GHANA	912,000	172,500	-81.09	809,800	176,600	-78.19
ANGOLA	0	138,098	-	0	141,000	-
BENIN	15,500	0	-100.00	18,200	0	-100.00
SOUTH AFRICA	23,711	6,175	-73.96	39,088	10,178	-73.96
MAURITIUS	170,773	263,038	54.03	200,198	402,209	100.91
AUSTRALIA	541,358	542,848	0.28	1,528,818	1,134,861	-25.77
NEW ZEALAND	30,459	41,641	36.71	44,489	86,365	94.13
NEW CALEDONIA	14,290	0	-100.00	15,147	0	-100.00
AMERICAN SAMOA	18,695	87,389	367.45	19,324	80,734	317.79
FIJI	35,034	18,595	-46.92	37,345	18,959	-49.23
SAMOA	223,179	222,420	-0.34	231,941	219,648	-5.30
TONGA	37,190	0	-100.00	40,652	0	-100.00
UNITED STATES	1,707,453	1,385,085	-18.88	6,403,780	4,906,016	-23.39
CANADA	34,788	43,860	26.08	180,985	180,177	-0.45
MEXICO	197,882	262,176	32.49	817,185	1,343,497	64.41
GUATEMALA	0	16,234	-	0	25,093	-
PANAMA	115,843	179,670	55.10	157,826	210,671	33.48
SURINAME	0	24,080	-	0	6,598	-
VENEZUELA	424	152	-64.15	2,232	719	-67.79
ARGENTINA	284	300	5.63	3,840	1,015	-73.57
BRAZIL	1,865	0	-100.00	1,579	0	-100.00
URUGUAY	0	52,894	-	0	66,118	-
PARAGUAY	300	0	-100.00	2,233	0	-100.00
PERU	289	25,436	8,701.38	1,023	33,645	3,188.86
PUERTO RICO	146,342	123,345	-15.71	720,590	611,613	-15.12
DOMINICAN REPUBLIC	62,508	134,116	114.56	294,518	355,760	20.79
FRENCH POLYNESIA	57,607	84,000	45.82	44,843	57,120	27.38
MARTINIQUE	8,838	0	-100.00	20,546	0	-100.00
GUADELOUPE	17,999	0	-100.00	50,000	0	-100.00
UNITED KINGDOM	134,038	144,470	7.78	308,652	328,759	6.51

TABEL 5. PERKEMBANGAN EKSPOR INDONESIA MENURUT KOMODITI DAN NEGARA TUJUAN

JENIS BARANG	BERAT BERSIH (KG)		PERUB	NILAI FOB (US \$)		PERUB
	JAN-APR 2008	JAN-APR 2009	%	JAN-APR 2008	JAN-APR 2009	%
(1)	(2)	(3)	(4)	(5)	(6)	(7)
NETHERLANDS	179,462	226,226	26.06	265,036	457,148	72.49
FRANCE	119,722	163,700	36.73	256,127	405,972	58.50
GERMANY, FED. REP. OF	50,829	77,128	51.74	240,550	670,809	178.86
AUSTRIA	1,997	16,231	712.77	10,546	48,228	357.31
BELGIUM	211,303	115,020	-45.57	767,286	311,768	-59.37
SWITZERLAND	2,939	7,241	146.38	17,499	47,807	173.20
DENMARK	30,129	10,720	-64.42	39,481	30,553	-22.61
NORWAY	2,252	3,704	64.48	3,896	3,737	-4.08
SWEDEN	5,164	4,832	-6.43	54,896	55,013	0.21
FINLAND	0	88	-	0	166	-
IRELAND	561	505	-9.98	1,804	1,280	-29.05
ITALY	101,829	129,248	26.93	347,720	372,130	7.02
SPAIN	85,544	14,451	-83.11	210,405	52,948	-74.84
PORTUGAL	3,574	1,439	-59.74	8,294	1,354	-83.67
GREECE	34,641	3,424	-90.12	86,379	17,459	-79.79
DEMOCRATIC REPUBLIC OF THE	210,345	62,000	-70.52	225,661	78,000	-65.43
HUNGARY	3,108	1,705	-45.14	5,827	4,042	-30.63
POLAND	12,639	12,097	-4.29	68,329	83,902	22.79
ROMANIA	0	2,591	-	0	1,910	-
YUGOSLAVIA	0	301	-	0	166	-
UKRAINE	1,532	887	-42.10	1,818	5,733	215.35
LITHUANIA	259	312	20.46	893	481	-46.14
ESTONIA	18,731	0	-100.00	104,479	0	-100.00
GEORGIA	387	0	-100.00	339	0	-100.00
CROATIA	79	0	-100.00	1,451	0	-100.00
MALTA	20,801	380	-98.17	50,528	1,596	-96.84
SLOVAKIA	0	540	-	0	2,970	-
SLOVENIA	250	0	-100.00	3,345	0	-100.00
CZECH REPUBLIC	6,433	8,630	34.15	51,414	68,792	33.80
RUSSIA FEDERATION	78,070	112,357	43.92	155,259	435,413	180.44
<b>-BIJI BUNGA</b>	<b>24,040</b>	<b>747</b>	<b>-96.89</b>	<b>1,015,210</b>	<b>738,519</b>	<b>-27.25</b>
SINGAPORE	153	38	-75.16	284,009	101,076	-64.41
MALAYSIA	0	510	-	0	408	-
INDIA	23,440	0	-100.00	18,752	0	-100.00
UNITED KINGDOM	59	45	-23.73	143,637	181,379	26.28
NETHERLANDS	202	144	-28.71	496,047	410,972	-17.15
FRANCE	174	0	-100.00	11,696	0	-100.00
DENMARK	12	10	-16.67	61,069	44,684	-26.83
<b>-BIJI KAPAS</b>	<b>631,780</b>	<b>311,420</b>	<b>-50.71</b>	<b>164,707</b>	<b>69,612</b>	<b>-57.74</b>
JAPAN	385,000	100,000	-74.03	92,875	14,410	-84.48
TAIWAN	246,780	211,420	-14.33	71,832	55,202	-23.15
<b>-BIJI LAINNYA</b>	<b>12,342,033</b>	<b>40,698,686</b>	<b>229.76</b>	<b>6,141,470</b>	<b>4,541,846</b>	<b>-26.05</b>
JAPAN	563,071	9,218,485	1,537.18	770,597	441,822	-42.66
HONG KONG	594,879	279,537	-53.01	791,643	350,762	-55.69
KOREA, REPUBLIC OF	350,090	24,462	-93.01	175,872	53,442	-69.61
TAIWAN	157,199	17,585	-88.81	177,369	23,214	-86.91
CHINA	846,876	409,450	-51.65	1,137,926	437,730	-61.53
THAILAND	829,224	2,254,278	171.85	712,104	439,366	-38.30
SINGAPORE	243,136	195,417	-19.63	213,709	172,622	-19.23
PHILIPPINES	169,231	38,275	-77.38	202,353	68,892	-65.95
MALAYSIA	1,028,382	387,171	-62.35	949,339	451,190	-52.47
BRUNEI DARUSSALAM	9,071	4,479	-50.62	15,906	11,919	-25.07
VIET NAM	173,846	1,259	-99.28	233,459	118,262	-49.34
INDIA	230,900	11,787	-94.90	205,393	237,009	15.39
PAKISTAN	21,362	867	-95.94	28,042	1,363	-95.14
SAUDI ARABIA	0	1,530	-	0	1,877	-
JORDAN	125	0	-100.00	2,855	0	-100.00
UNITED ARAB EMIRATES	6,057	0	-100.00	32,465	0	-100.00
CAMEROON	208	216	3.85	66,825	6,030	-90.98
COTE D'IVOIRE	0	360	-	0	93,750	-
AUSTRALIA	14,852	23,753	59.93	32,982	52,314	58.61
EAST TIMOR	0	43,732	-	0	35,802	-
UNITED STATES	52,027	18,450	-64.54	82,463	2,768	-96.64
COLOMBIA	0	2,400	-	0	240,000	-
UNITED KINGDOM	0	7,200	-	0	20,757	-
NETHERLANDS	24,175	2,934	-87.86	50,665	9,145	-81.95
FRANCE	0	490	-	0	354	-
GERMANY, FED. REP. OF	0	1	-	0	4	-
ITALY	7,027,322	27,754,478	294.95	259,503	1,248,952	381.29
DEMOCRATIC REPUBLIC OF THE	0	90	-	0	22,500	-
<b>BULU BEBEK</b>	<b>21,500</b>	<b>22,000</b>	<b>2.33</b>	<b>19,026</b>	<b>18,448</b>	<b>-3.04</b>
TAIWAN	21,500	22,000	2.33	19,026	18,448	-3.04
<b>DAMAR DAN GETAH DAMAR</b>	<b>11,034,658</b>	<b>11,701,155</b>	<b>6.04</b>	<b>8,169,995</b>	<b>9,840,266</b>	<b>20.44</b>

TABEL 5. PERKEMBANGAN EKSPOR INDONESIA MENURUT KOMODITI DAN NEGARA TUJUAN

JENIS BARANG	BERAT BERSIH (KG)		PERUB	NILAI FOB (US \$)		PERUB
	JAN-APR 2008	JAN-APR 2009	%	JAN-APR 2008	JAN-APR 2009	%
(1)	(2)	(3)	(4)	(5)	(6)	(7)
JAPAN	372,240	55,200	-85.17	274,320	47,760	-82.59
KOREA, REPUBLIC OF	883,199	518,400	-41.30	631,620	420,480	-33.43
TAIWAN	1,171,294	786,889	-32.82	871,008	633,692	-27.25
CHINA	96,000	480,000	400.00	71,040	422,400	494.59
THAILAND	134,400	19,200	-85.71	99,840	15,360	-84.62
SINGAPORE	22,000	9,862	-55.17	16,610	23,370	40.70
PHILIPPINES	38,400	134,400	250.00	26,976	109,440	305.69
MALAYSIA	76,800	57,600	-25.00	59,520	46,080	-22.58
INDIA	2,303,997	3,834,302	66.42	1,656,392	3,173,815	91.61
PAKISTAN	902,400	2,018,120	123.64	661,017	1,612,800	143.99
BANGLADESH	115,200	499,200	333.33	85,632	407,040	375.34
JORDAN	19,200	64,000	233.33	14,400	60,130	317.57
SYRIA ARAB REPUBLIC	48,000	0	-100.00	45,125	0	-100.00
TURKEY	38,400	96,000	150.00	29,376	78,720	167.97
UNITED ARAB EMIRATES	19,218	20,782	8.14	14,798	19,120	29.21
MOROCCO	19,887	0	-100.00	17,004	0	-100.00
NIGERIA	19,200	115,200	500.00	13,440	92,160	585.71
SOUTH AFRICA	57,600	0	-100.00	44,928	0	-100.00
AUSTRALIA	16,000	0	-100.00	23,179	0	-100.00
NEW ZEALAND	19,200	0	-100.00	14,400	0	-100.00
UNITED STATES	24,000	0	-100.00	28,200	0	-100.00
MEXICO	0	40,000	-	0	47,000	-
COLOMBIA	115,200	19,200	-83.33	83,520	15,360	-81.61
ECUADOR	38,400	38,400	0.00	29,376	30,720	4.58
NETHERLANDS	979,200	842,400	-13.97	721,440	794,496	10.13
FRANCE	345,599	0	-100.00	248,160	0	-100.00
GERMANY, FED. REP. OF	1,393,199	1,013,200	-27.28	1,092,866	957,715	-12.37
BELGIUM	192,000	192,000	0.00	134,400	153,600	14.29
FINLAND	288,000	115,200	-60.00	211,200	92,160	-56.36
ITALY	153,600	405,200	163.80	115,200	322,560	180.00
SPAIN	76,825	307,200	299.87	54,720	247,680	352.63
PORTUGAL	787,200	0	-100.00	579,168	0	-100.00
POLAND	192,000	0	-100.00	141,696	0	-100.00
ROMANIA	19,200	19,200	0.00	14,976	16,608	10.90
LATVIA	19,200	0	-100.00	13,536	0	-100.00
RUSSIA FEDERATION	38,400	0	-100.00	30,912	0	-100.00
<b>KOPAL DAN LAIN-LAIN</b>	<b>9,999,662</b>	<b>9,079,284</b>	<b>-9.20</b>	<b>8,317,211</b>	<b>6,501,989</b>	<b>-21.82</b>
JAPAN	166,997	195,007	16.77	270,561	361,388	33.57
HONG KONG	350	27,975	7,892.86	350	46,199	13,099.71
KOREA, REPUBLIC OF	27,628	22,000	-20.37	57,280	46,306	-19.16
TAIWAN	45,307	87,030	92.09	70,554	132,524	87.83
CHINA	229,200	191,110	-16.62	380,645	610,903	60.49
THAILAND	59,251	62,987	6.31	147,938	123,287	-16.66
SINGAPORE	850,654	460,386	-45.88	1,299,240	793,201	-38.95
PHILIPPINES	15,000	30,079	100.53	30,250	48,580	60.60
MALAYSIA	122,413	194,944	59.25	208,343	254,266	22.04
NEPAL	0	36,000	-	0	5,200	-
VIET NAM	78,007	125,836	61.31	172,461	164,166	-4.81
INDIA	4,473,933	4,994,085	11.63	2,433,429	2,059,547	-15.36
PAKISTAN	340,275	569,954	67.50	235,054	327,369	39.27
BANGLADESH	1,090,875	873,350	-19.94	318,188	292,038	-8.22
SRI LANKA	194,114	227,411	17.15	65,429	73,323	12.06
SAUDI ARABIA	159,127	232,203	45.92	113,570	148,772	31.00
JORDAN	2,264	0	-100.00	2,479	0	-100.00
YEMEN	43,691	19,979	-54.27	39,700	14,484	-63.52
OMAN	2,243	0	-100.00	1,740	0	-100.00
SYRIA ARAB REPUBLIC	32,000	33,279	4.00	19,520	45,136	131.23
TURKEY	19,200	0	-100.00	14,400	0	-100.00
UNITED ARAB EMIRATES	618,982	218,740	-64.66	431,852	185,070	-57.15
BAHRAIN	0	100	-	0	5,000	-
EGYPT	159,201	61,600	-61.31	320,843	122,360	-61.86
LIBYAN ARAB JAMAHIRIYA	67,004	0	-100.00	82,519	0	-100.00
TUNISIA	35,340	0	-100.00	25,456	0	-100.00
SUDAN	29,000	78,999	172.41	23,200	45,870	97.72
SOMALIA	18,990	0	-100.00	9,495	0	-100.00
NIGER	21,000	20,800	-0.95	14,910	14,560	-2.35
NEW ZEALAND	563	0	-100.00	2,809	0	-100.00
NEW CALEDONIA	0	29	-	0	24	-
UNITED STATES	60,049	15,025	-74.98	111,971	11,835	-89.43
MEXICO	1,043	59	-94.34	3,609	810	-77.56
SURINAME	1,662	0	-100.00	6,500	0	-100.00
FRENCH POLYNESIA	0	1,381	-	0	1,188	-
UNITED KINGDOM	4	31,400	784,900.00	147	96,984	65,875.51
NETHERLANDS	32	15,002	46,781.25	127	18,762	14,673.23
FRANCE	33,822	8,781	-74.04	161,588	16,609	-89.72
GERMANY, FED. REP. OF	804,900	179,090	-77.75	630,328	155,216	-75.38
BELGIUM	39,200	2,181	-94.44	74,877	3,053	-95.92

TABEL 5. PERKEMBANGAN EKSPOR INDONESIA MENURUT KOMODITI DAN NEGARA TUJUAN

JENIS BARANG	BERAT BERSIH (KG)		PERUB	NILAI FOB (US \$)		PERUB
	JAN-APR 2008	JAN-APR 2009	%	JAN-APR 2008	JAN-APR 2009	%
(1)	(2)	(3)	(4)	(5)	(6)	(7)
SWEDEN	0	427	-	0	692	-
ITALY	100,026	58,414	-41.60	492,463	271,847	-44.80
SPAIN	644	3,641	465.37	1,374	5,420	294.47
POLAND	15,716	0	-100.00	10,266	0	-100.00
BULGARIA	1,555	0	-100.00	1,986	0	-100.00
RUSSIA FEDERATION	38,400	0	-100.00	29,760	0	-100.00
<b>SAYUR-SAYURAN</b>	<b>26,773,423</b>	<b>19,778,141</b>	<b>-26.13</b>	<b>12,029,524</b>	<b>11,017,448</b>	<b>-8.41</b>
JAPAN	1,004,568	1,197,272	19.18	1,059,132	1,723,336	62.71
HONG KONG	24,342	253,709	942.27	30,808	85,493	177.50
KOREA, REPUBLIC OF	20,293	302,210	1,389.23	74,328	984,007	1,223.87
TAIWAN	230,579	355,017	53.97	166,466	63,712	-61.73
CHINA	247,066	125,122	-49.36	65,647	37,547	-42.80
THAILAND	476,965	456,136	-4.37	362,224	448,400	23.79
SINGAPORE	7,137,864	6,310,048	-11.60	2,809,880	3,173,652	12.95
PHILIPPINES	7,591,480	2,270,435	-70.09	2,287,992	854,454	-62.65
MALAYSIA	6,633,236	7,597,043	14.53	2,511,378	2,537,506	1.04
BRUNEI DARUSSALAM	16,878	26,557	57.35	41,975	82,910	97.52
VIET NAM	2,315,230	0	-100.00	1,416,087	0	-100.00
INDIA	296,460	185	-99.94	204,760	20,210	-90.13
PAKISTAN	20,000	0	-100.00	6,290	0	-100.00
SAUDI ARABIA	89,413	22,880	-74.41	89,754	10,625	-88.16
KUWAIT	14,232	0	-100.00	21,155	0	-100.00
OMAN	750	0	-100.00	450	0	-100.00
UNITED ARAB EMIRATES	22,732	2,415	-89.38	26,058	4,051	-84.45
QATAR	1,851	13,631	636.41	3,485	22,893	556.90
BAHRAIN	602	25,493	4,134.72	362	41,411	11,339.50
MADAGASCAR	0	751	-	0	1,143	-
NIGERIA	821	0	-100.00	156	0	-100.00
AUSTRALIA	20,565	2,043	-90.07	18,108	4,891	-72.99
EAST TIMOR	96,315	3,768	-96.09	96,445	3,402	-96.47
UNITED STATES	441,616	284,587	-35.56	663,193	398,006	-39.99
CANADA	20,011	0	-100.00	25,089	0	-100.00
UNITED KINGDOM	108	0	-100.00	45	0	-100.00
NETHERLANDS	14,648	58,321	298.15	25,127	73,286	191.66
FRANCE	0	518	-	0	518	-
SWEDEN	34,798	0	-100.00	23,130	0	-100.00
RUSSIA FEDERATION	0	470,000	-	0	445,995	-
<b>BUAH-BUAHAN</b>	<b>77,955,304</b>	<b>83,278,876</b>	<b>6.83</b>	<b>44,204,951</b>	<b>40,903,499</b>	<b>-7.47</b>
JAPAN	69,139	3,571	-94.84	90,343	12,554	-86.10
HONG KONG	1,428,405	3,437,488	140.65	834,702	2,291,031	174.47
KOREA, REPUBLIC OF	75,729	59,057	-22.02	113,013	32,226	-71.48
TAIWAN	31,778	5,074	-84.03	70,589	3,915	-94.45
CHINA	3,482,423	2,088,282	-40.03	1,788,024	1,181,237	-33.94
PAPUA NEW GUINEA	57	0	-100.00	190	0	-100.00
THAILAND	0	346	-	0	1,416	-
SINGAPORE	5,502,114	9,868,237	79.35	3,084,887	3,920,631	27.09
MALAYSIA	2,312,382	2,330,854	0.80	790,827	695,905	-12.00
BRUNEI DARUSSALAM	15,467	2,049	-86.75	41,238	6,178	-85.02
NEPAL	5,672,457	5,012,256	-11.64	2,739,453	2,109,087	-23.01
VIET NAM	313,424	223,045	-28.84	263,704	185,447	-29.68
MALDIVES	27,600	0	-100.00	34,622	0	-100.00
INDIA	28,276,210	27,138,575	-4.02	14,692,613	12,789,856	-12.95
PAKISTAN	24,424,009	29,011,975	18.78	16,108,037	15,415,680	-4.30
BANGLADESH	4,263,159	3,283,090	-22.99	2,363,042	1,732,704	-26.67
SRI LANKA	0	18,000	-	0	10,800	-
IRAN (ISLAMIC REPUBLIC OF)	561,934	0	-100.00	256,966	0	-100.00
SAUDI ARABIA	366,776	126,101	-65.62	211,081	54,986	-73.95
KUWAIT	29,593	6,210	-79.02	20,178	6,412	-68.22
OMAN	15,393	9,577	-37.78	9,236	5,747	-37.78
TURKEY	0	15,266	-	0	4,756	-
UNITED ARAB EMIRATES	891,501	534,860	-40.00	453,033	296,789	-34.49
QATAR	33,858	17,945	-47.00	23,883	14,541	-39.12
BAHRAIN	31,511	2,035	-93.54	18,540	1,109	-94.02
AUSTRALIA	1,395	874	-37.35	2,924	2,368	-19.02
FIJI	0	163	-	0	575	-
EAST TIMOR	12,212	0	-100.00	13,369	0	-100.00
UNITED STATES	27,510	1,616	-94.13	19,432	8,741	-55.02
CANADA	0	303	-	0	968	-
NETHERLANDS	25,636	52,460	104.63	61,053	89,292	46.25
FRANCE	32,677	16,631	-49.10	65,252	16,925	-74.06
GERMANY, FED. REP. OF	0	1,372	-	0	4,007	-
BELGIUM	0	9,850	-	0	5,910	-
SWITZERLAND	9,630	266	-97.24	3,370	266	-92.11
DENMARK	0	500	-	0	500	-
ITALY	900	948	5.33	450	940	108.89
RUSSIA FEDERATION	20,425	0	-100.00	30,900	0	-100.00

TABEL 5. PERKEMBANGAN EKSPOR INDONESIA MENURUT KOMODITI DAN NEGARA TUJUAN

JENIS BARANG	BERAT BERSIH (KG)		PERUB	NILAI FOB (US \$)		PERUB
	JAN-APR 2008	JAN-APR 2009	%	JAN-APR 2008	JAN-APR 2009	%
(1)	(2)	(3)	(4)	(5)	(6)	(7)
<b>KULIT KERANG DAN LAIN-LAIN</b>	<b>2,231,714</b>	<b>1,568,890</b>	<b>-29.70</b>	<b>836,323</b>	<b>596,209</b>	<b>-28.71</b>
JAPAN	269,047	232,702	-13.51	108,760	92,239	-15.19
HONG KONG	13,647	18,171	33.15	4,777	5,957	24.70
KOREA, REPUBLIC OF	22,870	1,880	-91.78	36,862	1,880	-94.90
CHINA	1,699,467	1,215,842	-28.46	445,327	406,318	-8.76
THAILAND	36,296	1,000	-97.24	52,441	14,420	-72.50
SINGAPORE	2,515	0	-100.00	24,456	0	-100.00
VIET NAM	113,567	77,132	-32.08	80,868	36,546	-54.81
INDIA	16,346	8,975	-45.09	2,492	3,019	21.15
AUSTRALIA	13,140	554	-95.78	5,898	176	-97.02
COOK ISLANDS	0	406	-	0	1,967	-
UNITED STATES	23	682	2,865.22	137	942	587.59
CANADA	950	1,249	31.47	220	558	153.64
MEXICO	126	0	-100.00	390	0	-100.00
GUADELOUPE	0	135	-	0	236	-
UNITED KINGDOM	0	257	-	0	2,676	-
NETHERLANDS	25,000	0	-100.00	8,500	0	-100.00
GERMANY, FED. REP. OF	0	7,976	-	0	5,315	-
ITALY	18,358	1,895	-89.68	63,655	23,913	-62.43
SPAIN	362	34	-90.61	1,540	47	-96.95
<b>TANAMAN OBAT</b>	<b>2,795,241</b>	<b>3,687,314</b>	<b>31.91</b>	<b>3,333,045</b>	<b>3,897,454</b>	<b>16.93</b>
JAPAN	31,545	10,630	-66.30	123,094	101,701	-17.38
HONG KONG	120,368	53,783	-55.32	113,714	34,020	-70.08
KOREA, REPUBLIC OF	7,819	56,147	618.08	45,452	62,537	37.59
TAIWAN	762,149	879,316	15.37	285,410	304,868	6.82
CHINA	200,833	312,394	55.55	76,251	119,528	56.76
MACAU	0	24	-	0	1,243	-
SINGAPORE	708,635	533,224	-24.75	806,256	560,901	-30.43
MALAYSIA	162,283	191,818	18.20	92,329	68,395	-25.92
VIET NAM	49,552	49,570	0.04	24,266	33,430	37.76
INDIA	123,562	315,738	155.53	149,987	390,032	160.04
PAKISTAN	0	12,335	-	0	25,381	-
SAUDI ARABIA	195,057	389,338	99.60	425,848	1,080,733	153.78
KUWAIT	447	2,661	495.30	13,110	12,327	-5.97
JORDAN	894	90	-89.93	979	2,650	170.68
YEMEN	0	16,220	-	0	6,700	-
OMAN	13,421	0	-100.00	10,410	0	-100.00
TURKEY	499	0	-100.00	1,512	0	-100.00
UNITED ARAB EMIRATES	121,018	402,025	232.20	97,207	350,366	260.43
QATAR	4,321	618	-85.70	6,120	1,843	-69.89
LIBYAN ARAB JAMAHIRIYA	61,700	148,650	140.92	32,270	47,010	45.68
MOROCCO	2,000	0	-100.00	5,404	0	-100.00
SUDAN	118,050	91,000	-22.91	35,976	26,140	-27.34
BENIN	0	55,500	-	0	11,100	-
AUSTRALIA	33	2,263	6,757.58	168	2,870	1,608.33
UNITED STATES	1,683	28,572	1,597.68	5,059	44,058	770.88
CANADA	1,170	100	-91.45	2,340	200	-91.45
DOMINICAN REPUBLIC	140	0	-100.00	98	0	-100.00
UNITED KINGDOM	1,917	0	-100.00	7,189	0	-100.00
NETHERLANDS	0	1,439	-	0	20,341	-
FRANCE	12,565	10,859	-13.58	663,883	187,181	-71.81
GERMANY, FED. REP. OF	59,067	112,682	90.77	120,994	348,327	187.89
BELGIUM	60	580	866.67	277	2,320	737.55
SWITZERLAND	100	0	-100.00	350	0	-100.00
YUGOSLAVIA	36	0	-100.00	298	0	-100.00
LATVIA	126	0	-100.00	5,256	0	-100.00
RUSSIA FEDERATION	34,191	9,738	-71.52	181,538	51,252	-71.77
<b>-GANGGANG LAUT</b>	<b>28,379,504</b>	<b>27,075,170</b>	<b>-4.60</b>	<b>20,377,117</b>	<b>25,725,808</b>	<b>26.25</b>
JAPAN	147,118	37,989	-74.18	723,107	71,256	-90.15
HONG KONG	2,798,756	298,066	-89.35	903,213	125,755	-86.08
KOREA, REPUBLIC OF	2,000,786	1,446,692	-27.69	1,692,348	1,385,186	-18.15
TAIWAN	121,992	130,777	7.20	31,708	55,619	75.41
CHINA	10,686,972	16,033,568	50.03	6,270,463	11,945,076	90.50
THAILAND	107,111	51,650	-51.78	145,397	29,185	-79.93
SINGAPORE	17,757	1,686	-90.51	1,039,401	41,989	-95.96
PHILIPPINES	3,371,744	1,664,686	-50.63	2,759,205	1,814,867	-34.23
MALAYSIA	555,450	136,742	-75.38	588,421	301,293	-48.80
VIET NAM	3,238,498	2,206,949	-31.85	993,267	1,304,702	31.35
INDIA	0	13,800	-	0	5,865	-
TUNISIA	20,000	40,000	100.00	17,000	42,400	149.41
AUSTRALIA	62,747	0	-100.00	190,925	0	-100.00
UNITED STATES	743,068	1,155,901	55.56	576,477	1,351,302	134.41
CANADA	72,000	0	-100.00	28,800	0	-100.00
MEXICO	40,000	81,000	102.50	20,000	200,850	904.25
CHILE	179,355	550,987	207.20	493,173	996,449	102.05

TABEL 5. PERKEMBANGAN EKSPOR INDONESIA MENURUT KOMODITI DAN NEGARA TUJUAN

JENIS BARANG	BERAT BERSIH (KG)		PERUB	NILAI FOB (US \$)		PERUB
	JAN-APR 2008	JAN-APR 2009	%	JAN-APR 2008	JAN-APR 2009	%
(1)	(2)	(3)	(4)	(5)	(6)	(7)
VENEZUELA	0	20,000	-	0	16,000	-
ARGENTINA	239,500	100,000	-58.25	133,575	49,000	-63.32
BRAZIL	500,000	639,999	28.00	250,000	971,250	288.50
DOMINICAN REPUBLIC	20,000	0	-100.00	10,000	0	-100.00
UNITED KINGDOM	302,600	325,600	7.60	1,179,795	2,105,410	78.46
NETHERLANDS	221	0	-100.00	700	0	-100.00
FRANCE	1,227,600	1,309,009	6.63	853,046	1,056,960	23.90
GERMANY, FED. REP. OF	136,000	63,002	-53.68	216,500	186,918	-13.66
BELGIUM	181,000	103,000	-43.09	318,350	477,200	49.90
DENMARK	826,780	147,700	-82.14	310,068	89,740	-71.06
ITALY	10,000	20,000	100.00	40,300	223,867	455.50
SPAIN	730,254	433,187	-40.68	395,582	374,959	-5.21
LITHUANIA	21,000	42,000	100.00	102,900	326,550	217.35
RUSSIA FEDERATION	21,195	21,180	-0.07	93,396	176,160	88.62
<b>-LAINNYA</b>	<b>5,218,384</b>	<b>10,613,064</b>	<b>103.38</b>	<b>730,410</b>	<b>611,834</b>	<b>-16.23</b>
JAPAN	1,763	4,158	135.85	9,901	6,765	-31.67
HONG KONG	59,490	38	-99.94	25,320	177	-99.30
KOREA, REPUBLIC OF	30,474	0	-100.00	8,021	0	-100.00
TAIWAN	966,177	605,053	-37.38	401,132	230,767	-42.47
CHINA	212,547	0	-100.00	32,981	0	-100.00
THAILAND	3,701,300	9,785,540	164.38	76,864	208,266	170.95
SINGAPORE	8,753	1	-99.99	24,367	1	-100.00
PHILIPPINES	0	1,528	-	0	2,252	-
MALAYSIA	173,812	36,059	-79.25	64,532	7,351	-88.61
MALDIVES	0	144	-	0	337	-
INDIA	0	12,480	-	0	24,960	-
SAUDI ARABIA	14,106	4,475	-68.28	8,804	1,180	-86.60
KUWAIT	66	0	-100.00	15	0	-100.00
UNITED ARAB EMIRATES	150	26	-82.67	5,850	74	-98.74
QATAR	1,400	11,287	706.21	1,200	4,900	308.33
CYPRUS	135	196	45.19	496	548	10.48
TUNISIA	0	4,195	-	0	2,035	-
REUNION	2,902	443	-84.73	3,105	2,061	-33.62
SEYCHELLES	338	0	-100.00	300	0	-100.00
SOUTH AFRICA	33	0	-100.00	6	0	-100.00
MAURITIUS	274	0	-100.00	387	0	-100.00
AUSTRALIA	0	34,049	-	0	21,623	-
UNITED STATES	24,337	3,100	-87.26	40,425	1,951	-95.17
CANADA	202	429	112.38	333	2,727	718.92
FRENCH GUIANA	0	19	-	0	159	-
UNITED KINGDOM	0	2,165	-	0	8,165	-
NETHERLANDS	1,871	4,289	129.24	9,942	8,638	-13.12
FRANCE	1,979	5,865	196.36	3,337	11,386	241.20
GERMANY, FED. REP. OF	1,516	18,197	1,100.33	1,216	14,491	1,091.69
BELGIUM	351	5,252	1,396.30	730	4,833	562.05
SWITZERLAND	0	599	-	0	3,946	-
DENMARK	27	218	707.41	21	398	1,795.24
ITALY	4,304	8,425	95.75	6,215	9,132	46.93
SPAIN	608	15,123	2,387.34	768	16,928	2,104.17
GREECE	1,925	582	-69.77	2,027	2,439	20.33
LITHUANIA	0	882	-	0	2,622	-
CROATIA	7,544	45,213	499.32	2,115	6,093	188.09
SLOVENIA	0	2,787	-	0	3,594	-
RUSSIA FEDERATION	0	247	-	0	1,035	-
<b>-MUTIARA</b>	<b>440</b>	<b>788</b>	<b>79.09</b>	<b>4,370,041</b>	<b>3,808,939</b>	<b>-12.84</b>
JAPAN	203	250	23.15	1,985,104	1,063,347	-46.43
HONG KONG	26	341	1,211.54	310,332	1,006,527	224.34
THAILAND	3	0	-100.00	50	0	-100.00
SINGAPORE	0	1	-	0	1,322	-
MALAYSIA	2	0	-100.00	63,319	0	-100.00
INDIA	1	0	-100.00	2,000	0	-100.00
UNITED ARAB EMIRATES	0	1	-	0	9,520	-
AUSTRALIA	205	188	-8.29	2,009,236	1,692,039	-15.79
UNITED STATES	0	2	-	0	36,132	-
NETHERLANDS	0	5	-	0	52	-
<b>-LAINNYA</b>	<b>82,034,318</b>	<b>97,814,819</b>	<b>19.24</b>	<b>44,808,952</b>	<b>45,560,509</b>	<b>1.68</b>
JAPAN	4,365,384	6,791,350	55.57	3,975,510	4,673,294	17.55
HONG KONG	258,808	1,277,880	393.76	253,582	537,761	112.07
KOREA, REPUBLIC OF	14,880,699	530,849	-96.43	5,465,279	408,269	-92.53
TAIWAN	1,589,669	2,260,050	42.17	736,606	883,711	19.97
CHINA	5,599,485	1,107,092	-80.23	1,022,027	681,978	-33.27
MACAU	0	168	-	0	367	-
THAILAND	8,378,286	10,272,394	22.61	928,074	767,878	-17.26
SINGAPORE	11,065,028	8,806,292	-20.41	15,104,385	13,671,615	-9.49
PHILIPPINES	6,799,741	30,405,489	347.16	2,514,360	5,292,417	110.49



TABEL 5. PERKEMBANGAN EKSPOR INDONESIA MENURUT KOMODITI DAN NEGARA TUJUAN

JENIS BARANG	BERAT BERSIH (KG)		PERUB	NILAI FOB (US \$)		PERUB
	JAN-APR 2008	JAN-APR 2009	%	JAN-APR 2008	JAN-APR 2009	%
(1)	(2)	(3)	(4)	(5)	(6)	(7)
MALAYSIA	11,055,514	17,566,268	58.89	5,716,126	4,713,686	-17.54
MYANMAR (FORM. BURMA)	180,000	70,000	-61.11	181,378	39,908	-78.00
BRUNEI DARUSSALAM	1,314	15	-98.86	6,468	522	-91.93
VIET NAM	7,320,489	1,548,492	-78.85	1,287,148	2,123,475	64.98
INDIA	407,505	1,654,869	306.10	615,673	2,383,002	287.06
PAKISTAN	7,099,118	8,768,735	23.52	970,246	1,360,360	40.21
SRI LANKA	26,399	248,712	842.13	39,965	296,456	641.79
IRAN (ISLAMIC REPUBLIC OF)	0	92	-	0	394	-
SAUDI ARABIA	17,969	36,025	100.48	66,105	104,825	58.57
ISRAEL	49	52,528	107,100.00	2,774	35,987	1,197.30
KUWAIT	51,573	48,702	-5.57	12,587	17,142	36.19
JORDAN	0	5,620	-	0	11,283	-
LEBANON	145	0	-100.00	938	0	-100.00
OMAN	6,716	0	-100.00	6,683	0	-100.00
TURKEY	175	1,119	539.43	50	6,111	12,122.00
UNITED ARAB EMIRATES	92,496	58,255	-37.02	300,912	69,450	-76.92
QATAR	0	4	-	0	242	-
BAHRAIN	11	10	-9.09	5	10	100.00
CYPRUS	13	0	-100.00	72	0	-100.00
EGYPT	1,979	200	-89.89	18,914	400	-97.89
MOROCCO	31,429	17,706	-43.66	44,403	31,516	-29.02
TUNISIA	34,000	34,000	0.00	46,348	34,222	-26.16
TANZANIA, UNITED REPUBLIC O	0	30,000	-	0	18,167	-
KENYA	0	80	-	0	100	-
MOZAMBIQUE	0	50	-	0	2,506	-
TOGO	0	105,000	-	0	77,700	-
GHANA	0	17,500	-	0	13,125	-
LIBERIA	0	161,998	-	0	107,368	-
GUINEA	0	105,000	-	0	77,175	-
NIGERIA	7,234	0	-100.00	10,000	0	-100.00
SENEGAL	0	20	-	0	500	-
SOUTH AFRICA	63	59	-6.35	9	733	8,044.44
MAURITIUS	0	9,000	-	0	1,580	-
AUSTRALIA	21,656	39,284	81.40	306,122	229,529	-25.02
NEW ZEALAND	0	1,505	-	0	1,314	-
PALAU	207	0	-100.00	595	0	-100.00
NEW CALEDONIA	59	0	-100.00	330	0	-100.00
TONGA	37	0	-100.00	28	0	-100.00
EAST TIMOR	9	163,153	1,812,711.11	31	107,362	346,229.03
UNITED STATES	436,523	985,967	125.87	883,634	1,634,959	85.03
CANADA	2,226	121,445	5,355.75	33,477	132,176	294.83
MEXICO	169	84,076	49,649.11	1,177	49,448	4,101.19
NICARAGUA	0	431,999	-	0	284,884	-
VENEZUELA	0	198,000	-	0	142,247	-
ARGENTINA	2,058	315	-84.69	3,403	607	-82.16
BRAZIL	20,993	741,600	3,432.61	133,937	461,478	244.55
COLOMBIA	2,000	20,000	900.00	11,380	25,220	121.62
GUYANA	0	1,890	-	0	2,675	-
PUERTO RICO	38	0	-100.00	129	0	-100.00
DOMINICAN REPUBLIC	25,000	90,000	260.00	28,335	105,580	272.61
COSTA RICA	0	18,000	-	0	10,615	-
FRENCH POLYNESIA	49	19	-61.22	119	90	-24.37
NETHERLANDS ANTILLES	2,550	0	-100.00	9,494	0	-100.00
UNITED KINGDOM	4,337	17,055	293.24	18,198	30,581	68.05
NETHERLANDS	269,289	271,326	0.76	689,751	938,828	36.11
FRANCE	68,667	25,025	-63.56	150,938	49,287	-67.35
GERMANY, FED. REP. OF	84,273	32,239	-61.74	118,577	74,078	-37.53
AUSTRIA	124	8	-93.55	305	2,000	555.74
BELGIUM	18,052	0	-100.00	17,173	0	-100.00
SWITZERLAND	95	1,600	1,584.21	2,984	2,800	-6.17
DENMARK	147,013	97,459	-33.71	1,027,274	738,013	-28.16
SWEDEN	47	3	-93.62	55	600	990.91
IRELAND	30	0	-100.00	1,532	0	-100.00
ITALY	56,684	87,596	54.53	384,949	201,806	-47.58
SPAIN	6,958	10,626	52.72	51,502	10,579	-79.46
PORTUGAL	15,161	0	-100.00	19,848	0	-100.00
HUNGARY	16,085	7	-99.96	23,211	16	-99.93
POLAND	65	42,000	64,515.38	2,101	24,408	1,061.73
BULGARIA	17,999	7,625	-57.64	19,286	5,025	-73.94
UKRAINE	10,000	0	-100.00	18,500	0	-100.00
LATVIA	15,999	0	-100.00	18,100	0	-100.00
ESTONIA	1,518,000	2,272,999	49.74	1,492,149	1,806,679	21.08
CROATIA	0	60,000	-	0	37,136	-
CZECH REPUBLIC	290	350	20.69	12,764	5,074	-60.25
RUSSIA FEDERATION	285	25	-91.23	937	180	-80.79
<b>-KAYU LAPIS</b>	<b>604,508,237</b>	<b>417,142,430</b>	<b>-30.99</b>	<b>518,188,760</b>	<b>335,449,482</b>	<b>-35.27</b>
JAPAN	189,646,506	184,245,901	-2.85	161,626,717	149,937,812	-7.23

TABEL 5. PERKEMBANGAN EKSPOR INDONESIA MENURUT KOMODITI DAN NEGARA TUJUAN

JENIS BARANG	BERAT BERSIH (KG)		PERUB	NILAI FOB (US \$)		PERUB
	JAN-APR 2008	JAN-APR 2009	%	JAN-APR 2008	JAN-APR 2009	%
(1)	(2)	(3)	(4)	(5)	(6)	(7)
HONG KONG	5,306,146	2,974,694	-43.94	3,951,896	1,803,461	-54.36
KOREA, REPUBLIC OF	42,641,280	24,651,710	-42.19	32,437,498	18,745,279	-42.21
TAIWAN	56,990,599	36,498,304	-35.96	34,032,163	19,334,579	-43.19
CHINA	43,797,732	24,343,327	-44.42	26,905,675	14,214,542	-47.17
THAILAND	3,716,398	2,603,727	-29.94	2,627,575	1,711,015	-34.88
SINGAPORE	10,643,605	8,055,223	-24.32	7,934,620	5,625,022	-29.11
PHILIPPINES	189,152	38,724	-79.53	195,943	40,120	-79.52
MALAYSIA	7,667,709	3,062,070	-60.07	4,900,985	1,799,352	-63.29
VIET NAM	833,315	601,220	-27.85	541,085	355,716	-34.26
MALDIVES	112,540	41,355	-63.25	94,500	23,668	-74.95
INDIA	1,874,312	482,636	-74.25	2,300,982	415,856	-81.93
PAKISTAN	482	586	21.58	601	542	-9.82
SRI LANKA	35,594	0	-100.00	10,902	0	-100.00
SAUDI ARABIA	42,456,019	17,334,771	-59.17	35,670,080	12,786,760	-64.15
KUWAIT	5,462,853	3,757,402	-31.22	5,789,799	3,316,854	-42.71
JORDAN	11,045,470	10,620,240	-3.85	9,545,305	8,421,381	-11.77
LEBANON	1,239,150	2,695,485	117.53	1,021,230	2,206,788	116.09
OMAN	6,012,889	4,611,274	-23.31	5,791,398	3,804,022	-34.32
SYRIA ARAB REPUBLIC	636,080	111,793	-82.42	615,032	88,813	-85.56
TURKEY	11,665,717	103,497	-99.11	11,597,591	110,904	-99.04
UNITED ARAB EMIRATES	42,651,749	9,130,014	-78.59	37,719,105	7,084,605	-81.22
QATAR	4,029,149	5,262,162	30.60	4,239,181	4,170,641	-1.62
BAHRAIN	1,252,791	441,549	-64.75	1,102,331	305,778	-72.26
EGYPT	4,928,131	9,833,188	99.53	3,079,513	7,677,484	149.31
LIBYAN ARAB JAMAHIRIYA	1,207,667	2,547,492	110.94	947,171	2,230,886	135.53
MOROCCO	0	427,668	-	0	369,376	-
ALGERIA	4,031,874	6,459,082	60.20	2,993,780	4,740,623	58.35
REUNION	27,400	9,315	-66.00	31,014	12,420	-59.95
COTE D'IVOIRE	0	18,379	-	0	15,424	-
SOUTH AFRICA	342,027	219,129	-35.93	316,168	245,906	-22.22
MAURITIUS	21,219	22,139	4.34	17,461	16,048	-8.09
AUSTRALIA	7,873,595	3,521,069	-55.28	10,395,498	4,333,260	-58.32
NEW ZEALAND	239,018	127,803	-46.53	235,391	129,273	-45.08
NEW CALEDONIA	0	23,601	-	0	32,608	-
EAST TIMOR	0	24,000	-	0	24,000	-
UNITED STATES	38,232,027	20,748,554	-45.73	35,236,825	15,894,810	-54.89
CANADA	1,271,406	549,079	-56.81	1,442,007	1,059,950	-26.49
MEXICO	3,313,198	1,092,873	-67.01	2,955,360	831,491	-71.86
NICARAGUA	34,410	0	-100.00	50,497	0	-100.00
TRINIDAD AND TOBAGO	0	24,474	-	0	23,048	-
JAMAICA	24,939	0	-100.00	25,052	0	-100.00
PUERTO RICO	122,906	88,042	-28.37	138,902	117,353	-15.51
BELIZE	14,694	0	-100.00	14,576	0	-100.00
ANTIGUA AND BARBUDA	0	12,400	-	0	15,872	-
FRENCH POLYNESIA	16,168	39,604	144.95	13,928	35,771	156.83
MARTINIQUE	119	17,499	14,605.04	379	18,970	4,905.28
NETHERLANDS ANTILLES	18,959	0	-100.00	18,312	0	-100.00
UNITED KINGDOM	8,250,265	2,800,110	-66.06	9,160,535	3,577,480	-60.95
NETHERLANDS	6,821,019	5,973,006	-12.43	10,014,766	7,672,305	-23.39
FRANCE	960,700	1,596,964	66.23	1,221,147	2,168,935	77.61
GERMANY, FED. REP. OF	15,747,093	9,444,079	-40.03	24,189,068	15,745,973	-34.90
BELGIUM	13,573,424	6,703,682	-50.61	13,642,759	6,508,477	-52.29
DENMARK	431,888	484,854	12.26	544,456	755,530	38.77
NORWAY	192,651	63,175	-67.21	243,372	79,073	-67.51
SWEDEN	422,035	2,183	-99.48	437,684	7,773	-98.22
FINLAND	19,789	0	-100.00	47,343	0	-100.00
IRELAND	69,651	43,543	-37.48	111,623	112,900	1.14
ITALY	3,017,091	1,399,679	-53.61	4,474,111	2,487,673	-44.40
SPAIN	74,458	15,448	-79.25	120,941	21,667	-82.08
GREECE	418,935	67,242	-83.95	783,240	72,164	-90.79
POLAND	2,515,492	878,741	-65.07	4,203,850	1,705,493	-59.43
ROMANIA	65,694	69,950	6.48	125,692	111,309	-11.44
TURKMENISTAN	114,240	0	-100.00	51,630	0	-100.00
UKRAINE	76,260	0	-100.00	97,697	0	-100.00
GEORGIA	21,000	0	-100.00	43,774	0	-100.00
CROATIA	3,620	0	-100.00	5,812	0	-100.00
MALTA	9,645	20,496	112.50	12,661	26,437	108.81
CZECH REPUBLIC	21,000	105,006	400.03	39,712	263,642	563.88
RUSSIA FEDERATION	55,293	1,218	-97.80	52,859	4,568	-91.36
<b>-KAYU GERGAJIAN</b>	<b>19,169,298</b>	<b>11,614,340</b>	<b>-39.41</b>	<b>20,713,317</b>	<b>13,237,097</b>	<b>-36.09</b>
JAPAN	4,374,046	4,622,646	5.68	5,487,383	5,907,944	7.66
HONG KONG	604,994	344,445	-43.07	413,269	233,110	-43.59
KOREA, REPUBLIC OF	3,083,470	1,067,090	-65.39	2,228,751	852,603	-61.75
TAIWAN	275,384	146,573	-46.78	178,712	128,600	-28.04
CHINA	1,738,108	1,082,888	-37.70	1,250,792	985,751	-21.19
SINGAPORE	711,841	185,528	-73.94	417,473	184,960	-55.70
MALAYSIA	2,202,688	1,303,833	-40.81	1,442,840	709,869	-50.80

TABEL 5. PERKEMBANGAN EKSPOR INDONESIA MENURUT KOMODITI DAN NEGARA TUJUAN

JENIS BARANG	BERAT BERSIH (KG)		PERUB	NILAI FOB (US \$)		PERUB
	JAN-APR 2008	JAN-APR 2009	%	JAN-APR 2008	JAN-APR 2009	%
(1)	(2)	(3)	(4)	(5)	(6)	(7)
BRUNEI DARUSSALAM	2,186	0	-100.00	2,889	0	-100.00
VIET NAM	600,932	213,171	-64.53	318,490	203,635	-36.06
SRI LANKA	59,060	0	-100.00	52,665	0	-100.00
TURKEY	12,783	0	-100.00	9,666	0	-100.00
UNITED ARAB EMIRATES	39,204	0	-100.00	19,602	0	-100.00
REUNION	0	780	-	0	1,332	-
SEYCHELLES	492	3,783	668.90	984	4,223	329.17
SOUTH AFRICA	115,923	63,197	-45.48	151,125	80,905	-46.46
MAURITIUS	7,901	18,683	136.46	15,713	28,626	82.18
AUSTRALIA	657,390	322,411	-50.96	1,071,236	562,938	-47.45
NEW ZEALAND	92,987	33,500	-63.97	40,368	14,882	-63.13
NEW CALEDONIA	490	2,254	360.00	704	4,062	476.99
UNITED STATES	1,236,148	715,597	-42.11	475,005	349,680	-26.38
CANADA	29	2,970	10,141.38	42	2,722	6,380.95
FRENCH POLYNESIA	0	4,678	-	0	10,445	-
MARTINIQUE	3,098	0	-100.00	3,100	0	-100.00
UNITED KINGDOM	326,686	121,120	-62.92	680,412	272,859	-59.90
NETHERLANDS	2,214,554	831,049	-62.47	5,222,803	1,856,706	-64.45
FRANCE	56,730	113,885	100.75	77,455	184,578	138.30
GERMANY, FED. REP. OF	127,621	113,547	-11.03	203,095	194,689	-4.14
BELGIUM	68,965	52,120	-24.43	121,328	56,471	-53.46
SWITZERLAND	774	27	-96.51	1,350	389	-71.19
DENMARK	458	0	-100.00	1,069	0	-100.00
NORWAY	11,867	0	-100.00	13,275	0	-100.00
FINLAND	119,631	0	-100.00	119,542	0	-100.00
IRELAND	2,874	6,539	127.52	10,000	29,057	190.57
ITALY	63,256	83,649	32.24	183,130	168,480	-8.00
SPAIN	36,679	25,634	-30.11	42,990	56,112	30.52
PORTUGAL	29,194	0	-100.00	20,197	0	-100.00
POLAND	258,442	118,787	-54.04	408,710	137,023	-66.47
BULGARIA	0	920	-	0	1,264	-
SLOVENIA	29,147	0	-100.00	25,899	0	-100.00
CZECH REPUBLIC	0	13,036	-	0	13,182	-
RUSSIA FEDERATION	3,266	0	-100.00	1,253	0	-100.00
<b>-KAYU OLAHAN LAIN</b>	<b>378,603,127</b>	<b>247,681,739</b>	<b>-34.58</b>	<b>442,325,318</b>	<b>311,690,479</b>	<b>-29.53</b>
JAPAN	40,070,494	21,751,678	-45.72	53,993,923	38,002,417	-29.62
HONG KONG	7,561,449	3,260,254	-56.88	7,712,995	4,103,852	-46.79
KOREA, REPUBLIC OF	25,563,943	11,848,822	-53.65	22,963,218	13,081,013	-43.03
TAIWAN	22,343,550	6,112,646	-72.64	8,137,569	5,173,738	-36.42
CHINA	63,551,059	37,813,660	-40.50	30,675,713	14,798,719	-51.76
MACAU	309	90	-70.87	761	318	-58.21
PAPUA NEW GUINEA	0	161	-	0	175	-
THAILAND	349,786	250,319	-28.44	538,515	267,098	-50.40
SINGAPORE	6,146,494	4,796,416	-21.97	6,395,045	4,889,851	-23.54
PHILIPPINES	2,273,266	1,351,683	-40.54	729,921	291,104	-60.12
MALAYSIA	5,154,257	5,941,575	15.28	3,336,678	2,970,640	-10.97
CAMBODIA	2,323	104,053	4,379.25	5,250	2,5236	2,761.64
BRUNEI DARUSSALAM	134,000	100,657	-24.88	174,505	109,151	-37.45
LAO PEOPLE'S DEMOCRATIC RE	0	291	-	0	7,857	-
VIET NAM	8,799,392	8,164,250	-7.22	3,473,389	2,185,359	-37.08
MALDIVES	342,348	338,054	-1.25	702,260	593,072	-15.55
INDIA	2,529,494	5,093,243	101.35	2,155,210	2,068,542	-4.02
PAKISTAN	179,072	117,273	-34.51	234,906	87,512	-62.75
BANGLADESH	22,241	250	-98.88	24,927	5,000	-79.94
SRI LANKA	72,769	91,302	25.47	112,657	56,826	-49.56
IRAQ	89,622	175,378	95.69	35,901	153,037	326.28
IRAN (ISLAMIC REPUBLIC OF)	380,318	442,059	16.23	301,100	533,140	77.06
SAUDI ARABIA	5,444,143	185,864	-96.59	1,913,152	246,196	-87.13
ISRAEL	167,837	124,453	-25.85	333,457	315,322	-5.44
KUWAIT	441,333	850,292	92.66	320,129	256,755	-19.80
JORDAN	79,882	1,645,917	1,960.44	106,432	618,124	480.77
LEBANON	108,141	79,588	-26.40	161,510	184,477	14.22
YEMEN	18,000	1,890,730	10,404.06	7,450	457,438	6,040.11
OMAN	54,359	14,248	-73.79	39,977	10,531	-73.66
SYRIA ARAB REPUBLIC	5,942,239	8,009,546	34.79	804,915	2,205,972	174.06
TURKEY	1,717,533	783,752	-54.37	2,375,325	1,282,001	-46.03
UNITED ARAB EMIRATES	3,446,014	1,498,091	-56.53	2,466,896	959,432	-61.11
QATAR	260,030	34,128	-86.88	440,589	24,520	-94.43
BAHRAIN	169,015	295,898	75.07	120,792	165,222	36.78
CYPRUS	80,105	142,036	77.31	144,877	323,644	123.39
EGYPT	5,269,634	7,716,426	46.43	1,328,592	1,934,924	45.64
LIBYAN ARAB JAMAHIRIYA	92,441	686	-99.26	158,087	4,500	-97.15
MOROCCO	54,094	28,052	-48.14	77,466	44,015	-43.18
TUNISIA	214,234	111,114	-48.13	92,417	287,989	211.62
ALGERIA	498,702	51,130	-89.75	437,875	50,236	-88.53
SUDAN	17,993	6,127	-65.95	60,762	8,695	-85.69
NAMIBIA	78	3,090	3,861.54	698	2,138	206.30

TABEL 5. PERKEMBANGAN EKSPOR INDONESIA MENURUT KOMODITI DAN NEGARA TUJUAN

JENIS BARANG	BERAT BERSIH (KG)		PERUB	NILAI FOB (US \$)		PERUB
	JAN-APR 2008	JAN-APR 2009	%	JAN-APR 2008	JAN-APR 2009	%
(1)	(2)	(3)	(4)	(5)	(6)	(7)
ETHIOPIA	18,278	17	-99.91	14,885	28	-99.81
TANZANIA, UNITED REPUBLIC O	143	1,424	895.80	68	2,384	3,405.88
MADAGASCAR	8,677	12,561	44.76	18,136	39,753	119.19
SOMALIA	23,640	11,841	-49.91	35,418	19,144	-45.95
KENYA	988	63,254	6,302.23	486	98,043	20,073.46
REUNION	342,191	155,731	-54.49	593,525	223,254	-62.39
MOZAMBIQUE	5,561	2,001	-64.02	2,959	1,169	-60.49
GHANA	120	11	-90.83	110	300	172.73
ANGOLA	3,408	984	-71.13	3,952	1,198	-69.69
CONGO	0	192	-	0	1,248	-
NIGERIA	10	52,611	526,010.00	225	184,557	81,925.33
SIERRA LEONE	0	454	-	0	1,440	-
GABON	587	150	-74.45	483	2,215	358.59
COTE D'IVOIRE	3,266	0	-100.00	5,665	0	-100.00
SENEGAL	20,610	22,564	9.48	21,375	22,549	5.49
U.S. VIRGIN ISLANDS	1,232	356	-71.10	2,062	703	-65.91
SEYCHELLES	70,348	209,898	198.37	142,452	372,992	161.84
DJIBOUTI	0	2,582	-	0	17,001	-
SOUTH AFRICA	5,305,606	3,469,988	-34.60	7,422,904	4,772,305	-35.71
MAURITIUS	111,659	119,263	6.81	241,479	246,523	2.09
VIRGIN ISLANDS (BRITISH)	3,488	1,985	-43.09	11,783	1,970	-83.28
AUSTRALIA	29,507,227	23,137,120	-21.59	37,345,311	34,091,327	-8.71
NEW ZEALAND	2,091,582	2,132,570	1.96	2,102,574	2,601,715	23.74
MICRONESIA, FEDERATED STAT	0	4,319	-	0	4,219	-
GUAM	24,759	29,772	20.25	47,361	41,282	-12.84
PALAU	3,370	1,082	-67.89	7,312	4,583	-37.32
NEW CALEDONIA	393,168	327,364	-16.74	581,317	553,359	-4.81
NORTHERN MARIANA ISLANDS	0	899	-	0	7,513	-
SAINT VINCENT AND THE GREN.	1,563	538	-65.58	3,048	399	-86.91
VANUATU	21,638	34,461	59.26	36,641	24,182	-34.00
WALLIS AND FUTUNA ISLANDS	7,613	434	-94.30	14,332	651	-95.46
COOK ISLANDS	1,037	5,442	424.78	12,246	17,031	39.07
FIJI	27,818	2,640	-90.51	68,380	11,965	-82.50
SAMOA	828	0	-100.00	1,656	0	-100.00
SOLOMON ISLANDS	6,290	0	-100.00	16,722	0	-100.00
TONGA	517	0	-100.00	840	0	-100.00
EAST TIMOR	36,513	17,532	-51.98	54,415	34,124	-37.29
UNITED STATES	25,542,715	15,915,877	-37.69	58,991,583	42,299,362	-28.30
CANADA	2,137,990	1,078,339	-49.56	4,611,677	2,526,373	-45.22
MEXICO	517,104	245,285	-52.57	1,120,374	509,619	-54.51
GUATEMALA	0	4,832	-	0	19,908	-
HONDURAS	3,967	3,086	-22.21	2,247	10,790	380.20
NICARAGUA	2,003	0	-100.00	2,428	0	-100.00
PANAMA	10,655	7,561	-29.04	32,245	17,687	-45.15
CHILE	163,136	76,803	-52.92	364,035	145,872	-59.93
VENEZUELA	10,218	19,124	87.16	13,949	45,944	229.37
ARGENTINA	244,983	62,052	-74.67	462,833	95,549	-79.36
BRAZIL	110,286	110,651	0.33	393,730	201,726	-48.77
COLOMBIA	40,682	27,763	-31.76	49,691	43,022	-13.42
URUGUAY	11,511	5,406	-53.04	17,412	12,092	-30.55
ECUADOR	298	0	-100.00	692	0	-100.00
PERU	3,298	1,228	-62.77	5,545	2,972	-46.40
TRINIDAD AND TOBAGO	9,663	4,007	-58.53	32,825	9,440	-71.24
BAHAMAS	24,032	6,832	-71.57	38,737	15,616	-59.69
JAMAICA	39,208	18,586	-52.60	116,534	47,943	-58.86
PUERTO RICO	63,494	39,858	-37.23	183,460	97,665	-46.76
BELIZE	0	250	-	0	500	-
DOMINICAN REPUBLIC	50,770	50,367	-0.79	78,567	183,091	133.04
COSTA RICA	28,586	28,982	1.39	61,014	66,238	8.56
HAITI	0	6,258	-	0	13,405	-
BARBADOS	3,775	86,984	2,204.21	6,750	71,734	962.73
ANTIGUA AND BARBUDA	1,712	444	-74.07	4,572	809	-82.31
ANGUILLA	0	9,481	-	0	33,425	-
ARUBA	13,464	3,482	-74.14	24,914	7,869	-68.42
BERMUDA	15,431	14,978	-2.94	44,988	73,398	63.15
CAYMAN ISLANDS	881	0	-100.00	529	0	-100.00
FRENCH GUIANA	10,320	13,799	33.71	27,757	32,228	16.11
FRENCH POLYNESIA	232,802	55,364	-76.22	426,991	142,765	-66.56
GRENADA	5,934	326	-94.51	27,363	1,591	-94.19
MARTINIQUE	42,433	44,827	5.64	97,011	68,097	-29.80
NETHERLANDS ANTILLES	139,446	128,863	-7.59	499,982	439,295	-12.14
NORFOLK ISLANDS	2,081	0	-100.00	4,992	0	-100.00
SAINT LUCIA	30,276	0	-100.00	104,842	0	-100.00
TURKS AND CAICOS ISLANDS	171,276	0	-100.00	445,308	0	-100.00
GUADELOUPE	34,559	12,780	-63.02	65,007	19,457	-70.07
SAINT KITTS AND NEVIS	0	3	-	0	80	-
UNITED KINGDOM	14,151,570	7,235,362	-48.87	26,618,073	15,439,929	-41.99
NETHERLANDS	25,538,845	19,600,446	-23.25	34,595,371	30,004,183	-13.27

TABEL 5. PERKEMBANGAN EKSPOR INDONESIA MENURUT KOMODITI DAN NEGARA TUJUAN

JENIS BARANG	BERAT BERSIH (KG)		PERUB	NILAI FOB (US \$)		PERUB
	JAN-APR 2008	JAN-APR 2009	%	JAN-APR 2008	JAN-APR 2009	%
(1)	(2)	(3)	(4)	(5)	(6)	(7)
FRANCE	9,431,909	6,812,914	-27.77	17,184,189	12,359,618	-28.08
GERMANY, FED. REP. OF	16,050,380	13,255,130	-17.42	26,901,756	23,352,005	-13.20
AUSTRIA	61,705	111,978	81.47	238,214	246,762	3.59
BELGIUM	8,143,495	5,183,717	-36.35	11,252,722	8,045,539	-28.50
SWITZERLAND	64,238	76,781	19.53	284,993	427,377	49.96
LUXEMBOURG	90,255	0	-100.00	71,391	0	-100.00
DENMARK	2,670,675	1,248,007	-53.27	5,143,944	2,039,189	-60.36
NORWAY	1,895,660	982,103	-48.19	4,329,624	1,889,402	-56.36
SWEDEN	994,486	465,770	-53.16	2,583,794	1,458,766	-43.54
FINLAND	863,679	285,327	-66.96	1,598,144	698,139	-56.32
IRELAND	1,171,090	263,160	-77.53	2,580,806	791,862	-69.32
ITALY	7,070,511	3,863,165	-45.36	15,637,753	8,503,218	-45.62
SPAIN	3,953,890	2,249,330	-43.11	7,938,102	5,079,272	-36.01
PORTUGAL	979,544	802,544	-18.07	2,149,976	1,828,243	-14.96
ICELAND	13,809	0	-100.00	23,704	0	-100.00
GREECE	768,182	543,920	-29.19	1,398,427	1,134,757	-18.85
DEMOCRATIC REPUBLIC OF THE	0	845	-	0	2,688	-
HUNGARY	101,911	69,964	-31.35	219,257	109,720	-49.96
POLAND	3,959,838	4,046,152	2.18	5,271,766	5,640,369	6.99
ROMANIA	122,609	7,328	-94.02	203,793	17,717	-91.31
BULGARIA	194,156	163,143	-15.97	325,613	253,522	-22.14
YUGOSLAVIA	94,987	3,463	-96.35	117,002	6,457	-94.48
ALBANIA	0	51,694	-	0	85,872	-
AZERBAIJAN	25,597	5,681	-77.81	39,528	23,703	-40.03
KAZAKHSTAN	224,063	19,037	-91.50	450,047	48,762	-89.17
MOLDOVA, REPUBLIC OF	15,592	0	-100.00	15,763	0	-100.00
UKRAINE	503,245	173,898	-65.44	851,828	318,320	-62.63
UZBEKISTAN	13,272	0	-100.00	20,800	0	-100.00
LITHUANIA	61,415	77,094	25.53	119,074	119,822	0.63
LATVIA	238,990	5,705	-97.61	316,118	14,172	-95.52
ESTONIA	299,721	98,067	-67.28	405,241	199,617	-50.74
GEORGIA	72,225	0	-100.00	123,723	0	-100.00
CROATIA	240,767	170,374	-29.24	517,732	354,311	-31.56
BOSNIA AND HERZEGOVINA	1,169	0	-100.00	5,382	0	-100.00
MALTA	11,009	11,505	4.51	30,474	88,864	191.61
SLOVAKIA	27,622	6,272	-77.29	32,101	29,662	-7.60
SLOVENIA	170,049	68,117	-59.94	307,263	208,444	-32.16
CZECH REPUBLIC	215,267	135,476	-37.07	663,731	374,015	-43.65
REP. OF MACEDONIA	8,915	2,147	-75.92	12,942	2,694	-79.18
RUSSIA FEDERATION	682,068	454,323	-33.39	1,478,610	926,011	-37.37
<b>-TIMAH</b>	<b>50,590,019</b>	<b>32,657,850</b>	<b>-35.45</b>	<b>824,348,640</b>	<b>340,576,792</b>	<b>-58.69</b>
JAPAN	1,857,017	120,954	-93.49	29,309,923	1,320,333	-95.50
HONG KONG	624,870	49,893	-92.02	9,418,703	376,563	-96.00
KOREA, REPUBLIC OF	759,223	223,196	-70.60	12,352,660	2,179,524	-82.36
TAIWAN	635,462	183,413	-71.14	11,040,105	1,982,738	-82.04
CHINA	274,591	1,178,773	329.28	3,304,069	12,089,571	265.90
THAILAND	19,733	163,535	728.74	266,395	1,717,118	544.58
SINGAPORE	40,981,340	26,846,827	-34.49	674,771,483	281,144,489	-58.33
PHILIPPINES	33,226	25,901	-22.05	658,519	354,453	-46.17
MALAYSIA	4,747,325	3,721,222	-21.61	75,011,842	38,577,844	-48.57
VIET NAM	227,004	78	-99.97	3,448,376	565	-99.98
INDIA	377,757	42,115	-88.85	4,544,749	421,148	-90.73
BANGLADESH	966	2,000	107.04	16,830	23,130	37.43
AUSTRALIA	49,159	39,298	-20.06	150,234	157,468	4.82
EAST TIMOR	181	0	-100.00	140	0	-100.00
UNITED STATES	2,165	58,145	2,585.68	54,612	183,348	235.73
GERMANY, FED. REP. OF	0	2,500	-	0	48,500	-
<b>-ALUMINIUM</b>	<b>90,674,168</b>	<b>80,667,529</b>	<b>-11.04</b>	<b>280,730,793</b>	<b>147,541,882</b>	<b>-47.44</b>
JAPAN	51,671,406	49,945,022	-3.34	137,359,651	70,769,333	-48.48
HONG KONG	660,770	499,445	-24.41	2,087,417	808,875	-61.25
KOREA, REPUBLIC OF	3,419,832	6,382,298	86.63	7,308,451	8,468,893	15.88
TAIWAN	1,440,035	656,804	-54.39	5,416,171	2,393,630	-55.81
CHINA	875,324	4,466,827	410.31	3,168,512	7,166,781	126.19
PAPUA NEW GUINEA	307,493	383,637	24.76	1,161,378	1,295,545	11.55
THAILAND	2,434,167	1,550,590	-36.30	9,636,571	4,688,661	-51.35
SINGAPORE	3,617,392	2,561,585	-29.19	13,289,437	8,713,943	-34.43
PHILIPPINES	3,449,527	2,432,203	-29.49	12,353,088	8,260,229	-33.13
MALAYSIA	4,305,447	2,731,837	-36.55	15,023,721	7,684,476	-48.85
MYANMAR (FORM. BURMA)	33,463	0	-100.00	136,254	0	-100.00
BRUNEI DARUSSALAM	56,730	88,866	56.65	277,638	348,016	25.35
VIET NAM	451,206	979,810	117.15	2,041,467	1,905,037	-6.68
MALDIVES	2,540	1,189	-53.19	4,228	2,317	-45.20
INDIA	543,057	212,304	-60.91	2,163,120	597,712	-72.37
PAKISTAN	140,147	57,737	-58.80	505,607	197,570	-60.92
BANGLADESH	126,955	152,521	20.14	557,066	384,320	-31.01
SRI LANKA	49,638	7,815	-84.26	197,918	28,107	-85.80

TABEL 5. PERKEMBANGAN EKSPOR INDONESIA MENURUT KOMODITI DAN NEGARA TUJUAN

JENIS BARANG	BERAT BERSIH (KG)		PERUB	NILAI FOB (US \$)		PERUB
	JAN-APR 2008	JAN-APR 2009	%	JAN-APR 2008	JAN-APR 2009	%
(1)	(2)	(3)	(4)	(5)	(6)	(7)
IRAN (ISLAMIC REPUBLIC OF)	8,832	14,378	62.79	20,369	63,298	210.76
SAUDI ARABIA	1,697,083	58,355	-96.56	11,453,726	309,334	-97.30
KUWAIT	5,190	3,876	-25.32	3,600	9,066	151.83
LEBANON	0	11,869	-	0	39,180	-
YEMEN	1,513	0	-100.00	5,828	0	-100.00
TURKEY	65,593	9,361	-85.73	276,441	31,555	-88.59
UNITED ARAB EMIRATES	208,673	22,141	-89.39	958,993	135,633	-85.86
BAHRAIN	157	783	398.73	6,215	4,974	-19.97
CYPRUS	819	1,762	115.14	9,324	12,284	31.75
MOROCCO	905	0	-100.00	4,853	0	-100.00
ETHIOPIA	292,161	445,695	52.55	991,444	1,160,963	17.10
MADAGASCAR	31,554	38,324	21.46	107,598	120,264	11.77
KENYA	7	0	-100.00	248	0	-100.00
REUNION	13,120	12,298	-6.27	44,494	40,634	-8.68
MOZAMBIQUE	90,653	0	-100.00	417,965	0	-100.00
ANGOLA	0	112	-	0	1,385	-
NIGERIA	210,184	41,356	-80.32	759,213	67,598	-91.10
COTE D'IVOIRE	83,520	0	-100.00	413,280	0	-100.00
SENEGAL	0	4,690	-	0	26,702	-
BENIN	125	0	-100.00	68	0	-100.00
SEYCHELLES	0	309	-	0	1,883	-
SOUTH AFRICA	71,571	45,326	-36.67	529,043	282,232	-46.65
ZAMBIA	1,056	0	-100.00	12,342	0	-100.00
MAURITIUS	186,805	207,933	11.31	653,879	647,310	-1.00
AUSTRALIA	3,536,816	1,712,955	-51.57	12,474,204	4,756,644	-61.87
NEW ZEALAND	789,384	253,509	-67.89	2,604,903	562,347	-78.41
GUAM	243	0	-100.00	1,620	0	-100.00
NEW CALEDONIA	124,738	101,023	-19.01	441,834	299,334	-32.25
VANUATU	988	5,261	432.49	2,011	3,708	84.39
COOK ISLANDS	65	0	-100.00	188	0	-100.00
FIJI	41,093	49,317	20.01	113,257	105,386	-6.95
KIRIBATI	148	0	-100.00	1,608	0	-100.00
EAST TIMOR	80,777	178,916	121.49	71,714	224,111	212.51
UNITED STATES	7,213,420	2,676,973	-62.89	26,079,728	8,169,887	-68.67
CANADA	611,235	450,020	-26.38	2,334,537	1,176,676	-49.60
MEXICO	20,856	0	-100.00	82,157	0	-100.00
GUATEMALA	0	115	-	0	499	-
CHILE	11,370	0	-100.00	83,422	0	-100.00
VENEZUELA	421	23	-94.54	128	34	-73.44
ARGENTINA	150	76	-49.33	195	92	-52.82
BRAZIL	41,873	46,489	11.02	193,896	222,378	14.69
PERU	0	16,604	-	0	33,355	-
TRINIDAD AND TOBAGO	10	0	-100.00	150	0	-100.00
JAMAICA	0	308	-	0	367	-
PUERTO RICO	35,736	0	-100.00	107,946	0	-100.00
DOMINICAN REPUBLIC	1,043	0	-100.00	12,931	0	-100.00
HAITI	132,572	0	-100.00	652,202	0	-100.00
FRENCH POLYNESIA	110	1,516	1,278.18	1,513	1,332	-11.96
NETHERLANDS ANTILLES	939	1,400	49.09	516	1,097	112.60
UNITED KINGDOM	283,550	305,758	7.83	1,463,863	1,605,149	9.65
NETHERLANDS	45,979	112,105	143.82	359,807	811,535	125.55
FRANCE	109,254	95,383	-12.70	816,661	713,555	-12.63
GERMANY, FED. REP. OF	417,772	409,597	-1.96	944,321	1,154,321	22.24
AUSTRIA	1,210	2,598	114.71	7,801	6,357	-18.51
BELGIUM	51,352	76,397	48.77	462,605	361,607	-21.83
SWITZERLAND	610	7	-98.85	5,273	248	-95.30
DENMARK	104,269	2,468	-97.63	338,574	12,590	-96.28
NORWAY	71,531	16,273	-77.25	229,188	89,554	-60.93
SWEDEN	13,221	7,585	-42.63	67,374	59,225	-12.10
FINLAND	0	4,272	-	0	28,053	-
ITALY	82,530	62,036	-24.83	424,020	263,358	-37.89
SPAIN	41,215	12,764	-69.03	132,975	87,623	-34.11
PORTUGAL	47	1,343	2,757.45	161	1,860	1,055.28
GREECE	11,766	2,650	-77.48	82,921	12,053	-85.46
HUNGARY	0	435	-	0	3,150	-
POLAND	11,145	2,715	-75.64	68,190	14,393	-78.89
ROMANIA	16	0	-100.00	900	0	-100.00
BULGARIA	2,106	2,512	19.28	12,217	15,282	25.09
UKRAINE	19,732	0	-100.00	64,594	0	-100.00
CROATIA	253	3,150	1,145.06	2,668	19,470	629.76
MALTA	0	2,165	-	0	3,098	-
SLOVAKIA	0	20	-	0	202	-
SLOVENIA	8,812	775	-91.21	45,241	2,963	-93.45
CZECH REPUBLIC	199,161	0	-100.00	584,161	0	-100.00
RUSSIA FEDERATION	0	20,958	-	0	51,249	-
<b>-NIKEL</b>	<b>43,797,008</b>	<b>10,585,638</b>	<b>-75.83</b>	<b>687,671,797</b>	<b>70,745,776</b>	<b>-89.71</b>
JAPAN	36,470,642	10,470,876	-71.29	639,207,176	70,231,522	-89.01

TABEL 5. PERKEMBANGAN EKSPOR INDONESIA MENURUT KOMODITI DAN NEGARA TUJUAN

JENIS BARANG	BERAT BERSIH (KG)		PERUB	NILAI FOB (US \$)		PERUB
	JAN-APR 2008	JAN-APR 2009	%	JAN-APR 2008	JAN-APR 2009	%
(1)	(2)	(3)	(4)	(5)	(6)	(7)
KOREA, REPUBLIC OF	22,029	74,516	238.26	63,702	183,348	187.82
CHINA	8,038	8,126	1.09	43,664	134,256	207.48
THAILAND	43	0	-100.00	432	0	-100.00
SINGAPORE	280	411	46.79	4,837	12,025	148.60
MALAYSIA	602	172	-71.43	31,760	9,945	-68.69
VIET NAM	0	12,929	-	0	65,685	-
INDIA	0	8,656	-	0	25,140	-
EGYPT	0	32	-	0	168	-
UNITED STATES	0	75	-	0	7,895	-
UNITED KINGDOM	1,274	9,820	670.80	16,066	75,636	370.78
AUSTRIA	0	25	-	0	156	-
SWITZERLAND	7,294,100	0	-100.00	48,304,160	0	-100.00
<b>-BESI/BAJA</b>	<b>729,973,308</b>	<b>691,930,252</b>	<b>-5.21</b>	<b>1,020,068,578</b>	<b>768,259,647</b>	<b>-24.69</b>
JAPAN	41,699,461	19,520,650	-53.19	70,103,194	44,039,053	-37.18
HONG KONG	606,706	704,891	16.18	1,637,388	1,243,045	-24.08
KOREA, REPUBLIC OF	19,174,154	29,453,357	53.61	98,268,199	52,068,635	-47.01
TAIWAN	9,786,709	2,066,414	-78.89	27,691,233	2,234,930	-91.93
CHINA	49,819,132	143,835,116	188.71	18,665,634	55,526,380	197.48
MACAU	3,225	0	-100.00	17,786	0	-100.00
PAPUA NEW GUINEA	681,648	685,027	0.50	537,663	1,270,669	136.33
THAILAND	24,741,182	8,953,831	-63.81	37,690,428	18,872,151	-49.93
SINGAPORE	169,372,133	107,264,159	-36.67	204,014,505	125,712,039	-38.38
PHILIPPINES	11,730,960	10,659,499	-9.13	12,901,987	11,113,756	-13.86
MALAYSIA	62,512,352	67,550,076	8.06	55,484,358	62,838,884	13.26
MYANMAR (FORM. BURMA)	415,575	1,291,709	210.82	755,448	2,064,691	173.31
CAMBODIA	586	53	-90.96	22,650	556	-97.55
BRUNEI DARUSSALAM	124,050	3,117,212	2,412.87	260,641	1,899,220	628.67
NEPAL	57	0	-100.00	315	0	-100.00
VIET NAM	59,919,789	70,218,791	17.19	54,482,787	45,218,372	-17.00
MALDIVES	58,985	25,289	-57.13	129,335	73,728	-42.99
INDIA	15,701,300	27,115,173	72.69	13,082,489	20,086,686	53.54
PAKISTAN	2,307,643	11,243,699	387.24	2,176,353	9,682,632	344.90
BANGLADESH	2,126,371	4,539,222	113.47	2,455,097	3,095,595	26.09
SRI LANKA	4,853,443	2,024,219	-58.29	4,255,061	1,381,933	-67.52
IRAQ	0	48,532	-	0	38,167	-
IRAN (ISLAMIC REPUBLIC OF)	15,808,132	17,998,353	13.86	18,717,899	30,093,746	60.78
SAUDI ARABIA	3,881,112	2,969,007	-23.50	5,445,950	7,453,123	36.86
ISRAEL	2,973	4,293	44.40	11,323	89,863	693.63
KUWAIT	3,530,523	4,202,486	19.03	6,832,982	5,430,049	-20.53
JORDAN	27,277	442,114	1,520.83	63,984	363,434	468.01
LEBANON	22,485	24,809	10.34	76,650	122,925	60.37
YEMEN	1,377,472	748,527	-45.66	3,146,504	1,177,252	-62.59
OMAN	147,426	1,994,209	1,252.68	214,355	7,443,398	3,372.46
SYRIA ARAB REPUBLIC	92,438	3,893,985	4,112.54	195,301	9,444,038	4,735.63
TURKEY	409,906	159,018	-61.21	1,004,022	329,376	-67.19
UNITED ARAB EMIRATES	44,990,470	9,826,936	-78.16	39,215,132	8,315,981	-78.79
QATAR	1,140,850	4,852,928	325.38	4,517,088	7,961,834	76.26
BAHRAIN	1,362,284	21,879	-98.39	3,171,231	26,312	-99.17
CYPRUS	43	3,642	8,369.77	202	982	386.14
EGYPT	925,597	2,674,934	189.00	571,349	4,279,499	649.02
MOROCCO	0	349	-	0	681	-
TUNISIA	2,040,887	189,833	-90.70	2,880,212	146,920	-94.90
ALGERIA	2,209,568	1,939,878	-12.21	10,883,555	4,162,064	-61.76
SUDAN	43,725	13	-99.97	497,787	650	-99.87
ETHIOPIA	230,750	0	-100.00	302,283	0	-100.00
TANZANIA, UNITED REPUBLIC O	65	72	10.77	31	40	29.03
MADAGASCAR	365,218	316,328	-13.39	338,339	231,925	-31.45
KENYA	44,907	176,691	293.46	106,427	124,594	17.07
REUNION	12,947	10,859	-16.13	20,210	16,889	-16.43
MOZAMBIQUE	0	17,095	-	0	17,951	-
GHANA	10,493	58,892	461.25	64,585	53,377	-17.35
LIBERIA	0	49,310	-	0	31,010	-
ANGOLA	667,038	884,373	32.58	1,363,878	1,775,106	30.15
CAMEROON	16,824	0	-100.00	33,538	0	-100.00
NIGERIA	133,024	207,722	56.15	268,517	309,564	15.29
GABON	377	150	-60.21	4,758	1,960	-58.81
COTE D'IVOIRE	22,955	7,548	-67.12	24,029	9,417	-60.81
SENEGAL	281	4,448	1,482.92	353	4,243	1,101.98
MAURITANIA	157,362	227,315	44.45	446,085	938,756	110.44
BENIN	62,891	44,846	-28.69	94,253	129,481	37.38
BURKINA FASO	0	3,644	-	0	11,022	-
SEYCHELLES	379,878	12,466	-96.72	346,196	33,950	-90.19
UGANDA	0	3,614	-	0	11,991	-
NIGER	88	0	-100.00	250	0	-100.00
DJIBOUTI	536,464	128	-99.98	584,611	200	-99.97
SOUTH AFRICA	1,428,097	497,430	-65.17	1,988,175	1,402,323	-29.47
ZIMBABWE	5,074	0	-100.00	10,258	0	-100.00

TABEL 5. PERKEMBANGAN EKSPOR INDONESIA MENURUT KOMODITI DAN NEGARA TUJUAN

JENIS BARANG	BERAT BERSIH (KG)		PERUB	NILAI FOB (US \$)		PERUB
	JAN-APR 2008	JAN-APR 2009	%	JAN-APR 2008	JAN-APR 2009	%
(1)	(2)	(3)	(4)	(5)	(6)	(7)
ZAMBIA	139,326	0	-100.00	299,140	0	-100.00
MAURITIUS	1,810,354	1,685,505	-6.90	2,877,290	2,567,212	-10.78
VIRGIN ISLANDS (BRITISH)	85	2,567	2,920.00	521	973	86.76
AUSTRALIA	41,718,188	28,245,316	-32.29	35,515,969	49,639,373	39.77
NEW ZEALAND	1,147,046	2,660,247	131.92	1,438,923	2,909,858	102.22
MICRONESIA, FEDERATED STAT	0	6,520	-	0	20,921	-
GUAM	15,833	89	-99.44	7,804	573	-92.66
PALAU	915	3	-99.67	1,547	60	-96.12
NEW CALEDONIA	13,224	10,791	-18.40	29,231	17,609	-39.76
SAINT VINCENT AND THE GREN,	43	0	-100.00	43	0	-100.00
VANUATU	44,201	905	-97.95	79,496	1,333	-98.32
WALLIS AND FUTUNA ISLANDS	757	0	-100.00	1,657	0	-100.00
COOK ISLANDS	3,278	13	-99.60	21,168	63	-99.70
FIJI	40,555	136,481	236.53	55,080	306,281	456.07
SOLOMON ISLANDS	4,943	0	-100.00	13,714	0	-100.00
TONGA	1,088	0	-100.00	1,471	0	-100.00
EAST TIMOR	1,891,456	3,759,674	98.77	1,840,349	3,253,690	76.80
UNITED STATES	20,667,565	18,219,946	-11.84	50,957,737	50,788,081	-0.33
CANADA	554,237	1,114,190	101.03	2,731,379	1,557,911	-42.96
MEXICO	291,399	4,951,683	1,599.28	706,800	12,895,000	1,724.42
GUATEMALA	45,089	61,663	36.76	107,101	174,037	62.50
NICARAGUA	794	0	-100.00	962	0	-100.00
PANAMA	0	141	-	0	599	-
SURINAME	8,905	0	-100.00	14,806	0	-100.00
CHILE	240,876	157,324	-34.69	371,353	248,494	-33.08
VENEZUELA	1,848	509,658	27,478.90	93,826	1,177,294	1,154.76
ARGENTINA	66,628	24,628	-63.04	422,030	252,300	-40.22
BRAZIL	693,274	130,679	-81.15	2,159,858	315,129	-85.41
COLOMBIA	20,535	597,662	2,810.46	46,314	4,151,757	8,864.37
ECUADOR	459,761	1,179	-99.74	853,219	2,926	-99.66
PERU	325,922	128,209	-60.66	620,002	238,854	-61.48
TRINIDAD AND TOBAGO	95,964	99,419	3.60	101,279	294,156	190.44
JAMAICA	409	802	96.09	137	660	381.75
PUERTO RICO	125	117	-6.40	464	786	69.40
DOMINICAN REPUBLIC	173	397	129.48	250	1,177	370.80
COSTA RICA	11	3,246	29,409.09	45	3,579	7,853.33
HAITI	0	53	-	0	118	-
BARBADOS	58	0	-100.00	60	0	-100.00
ANGUILLA	0	67	-	0	86	-
ARUBA	362	0	-100.00	4,477	0	-100.00
BERMUDA	2	506	25,200.00	60	1,952	3,153.33
FRENCH GUIANA	1,768	2,699	52.66	5,177	9,187	77.46
FRENCH POLYNESIA	1,828,942	4,275	-99.77	1,515,625	5,951	-99.61
MARTINIQUE	661	689	4.24	1,841	811	-55.95
NETHERLANDS ANTILLES	1,998	7,968	298.80	5,735	7,377	28.63
TURKS AND CAICOS ISLANDS	128	0	-100.00	212	0	-100.00
GUADELOUPE	2,279	1,652	-27.51	3,736	2,630	-29.60
UNITED KINGDOM	11,255,649	4,738,344	-57.90	8,424,903	5,618,456	-33.31
NETHERLANDS	23,772,343	33,194,210	39.63	20,488,177	22,453,692	9.59
FRANCE	195,278	186,993	-4.24	1,009,582	642,878	-36.32
GERMANY, FED. REP. OF	29,143,009	4,554,988	-84.37	23,807,513	5,529,540	-76.77
AUSTRIA	715	101,665	14,118.88	1,800	112,339	6,141.06
BELGIUM	753,570	1,813,724	140.68	1,955,028	7,321,223	274.48
SWITZERLAND	21,706,064	17,177,782	-20.86	135,557,369	38,704,836	-71.45
DENMARK	9,723,662	18,301	-99.81	7,211,327	50,883	-99.29
NORWAY	6,883	1,155	-83.22	16,324	5,208	-68.10
SWEDEN	102,686	16,229	-84.20	321,228	83,145	-74.12
FINLAND	10,699	3,354	-68.65	101,756	46,608	-54.20
IRELAND	1,272	588,438	46,160.85	2,533	410,431	16,103.36
ITALY	1,607,985	1,007,445	-37.35	5,299,212	1,887,757	-64.38
SPAIN	115,582	235,146	103.45	507,289	553,012	9.01
PORTUGAL	103,908	6,451	-93.79	104,982	40,303	-61.61
GREECE	22,183	20,587	-7.19	43,372	140,577	224.12
HUNGARY	1,207	1,764	46.15	1,922	2,999	56.04
POLAND	67,885	101,973	50.21	193,945	299,934	54.65
ROMANIA	714	660	-7.56	2,266	1,858	-18.01
BULGARIA	3,474	171	-95.08	3,762	146	-96.12
YUGOSLAVIA	0	213	-	0	473	-
KAZAKHSTAN	0	563,659	-	0	2,359,228	-
UKRAINE	16,029	77,680	384.62	28,855	162,178	462.04
LITHUANIA	101,785	2,051	-97.98	229,709	6,092	-97.35
ESTONIA	272,464	0	-100.00	595,205	0	-100.00
CROATIA	8,629	2	-99.98	25,704	10	-99.96
BOSNIA AND HERZEGOVINA	170	0	-100.00	798	0	-100.00
MALTA	1,321	86	-93.49	3,392	413	-87.82
SLOVAKIA	72	23,252	32,194.44	2,058	57,776	2,707.39
SLOVENIA	5,287	20,597	289.58	20,009	104,090	420.22
CZECH REPUBLIC	925	147,222	15,815.89	5,257	351,296	6,582.44



TABEL 5. PERKEMBANGAN EKSPOR INDONESIA MENURUT KOMODITI DAN NEGARA TUJUAN

JENIS BARANG	BERAT BERSIH (KG)		PERUB	NILAI FOB (US \$)		PERUB
	JAN-APR 2008	JAN-APR 2009	%	JAN-APR 2008	JAN-APR 2009	%
(1)	(2)	(3)	(4)	(5)	(6)	(7)
REP. OF MACEDONIA	0	4,979	-	0	6,243	-
RUSSIA FEDERATION	1,107,491	7,125	-99.36	3,120,560	50,177	-98.39
<b>-TEMBAGA</b>	<b>95,132,330</b>	<b>108,459,031</b>	<b>14.01</b>	<b>795,753,413</b>	<b>566,110,723</b>	<b>-28.86</b>
JAPAN	1,329,147	1,548,409	16.50	60,035,722	136,088,040	126.68
HONG KONG	3,736,025	1,829,218	-51.04	26,660,037	5,955,034	-77.66
KOREA, REPUBLIC OF	2,286,142	4,956,797	116.82	91,960,130	66,013,101	-28.22
TAIWAN	6,959,817	3,063,323	-55.99	47,683,408	11,979,202	-74.88
CHINA	22,786,453	37,333,175	63.84	112,941,981	127,967,255	13.30
THAILAND	19,535,104	14,678,146	-24.86	147,382,603	52,629,790	-64.29
SINGAPORE	7,788,935	14,751,702	89.39	89,872,520	51,343,036	-42.87
PHILIPPINES	4,917,971	1,721,325	-65.00	38,524,092	7,719,554	-79.96
MALAYSIA	20,256,211	24,146,791	19.21	152,418,963	89,498,364	-41.28
BRUNEI DARUSSALAM	0	14	-	0	52	-
LAO PEOPLE'S DEMOCRATIC RE	0	45	-	0	993	-
VIET NAM	2,451,995	2,728,713	11.29	19,509,959	10,425,093	-46.57
MALDIVES	77	2,057	2,571.43	657	19,257	2,831.05
INDIA	279,520	402,573	44.02	2,332,489	1,550,035	-33.55
PAKISTAN	96,542	696,409	621.35	653,900	2,135,541	226.59
BANGLADESH	0	92,440	-	0	340,124	-
SAUDI ARABIA	0	5,227	-	0	83,575	-
YEMEN	0	40,494	-	0	134,386	-
OMAN	0	390	-	0	2,579	-
UNITED ARAB EMIRATES	200	1,016	408.00	6,975	7,785	11.61
QATAR	3,021	0	-100.00	2,275	0	-100.00
BAHRAIN	0	59	-	0	656	-
ETHIOPIA	0	6,540	-	0	31,341	-
MADAGASCAR	500,000	57,184	-88.56	275,000	32,654	-88.13
KENYA	5,984	0	-100.00	27,882	0	-100.00
ANGOLA	0	41	-	0	513	-
SEYCHELLES	0	112	-	0	370	-
SOUTH AFRICA	1,407	481	-65.81	2,084	456	-78.12
VIRGIN ISLANDS (BRITISH)	911	11	-98.79	2,454	73	-97.03
AUSTRALIA	7,902	7,093	-10.24	33,435	67,581	102.13
NEW ZEALAND	199,998	68,997	-65.50	178,941	36,906	-79.38
PALAU	0	1	-	0	19	-
NEW CALEDONIA	53	0	-100.00	150	0	-100.00
VANUATU	272	168	-38.24	512	186	-63.67
FIJI	2,360	28	-98.81	10,650	707	-93.36
TONGA	37	0	-100.00	30	0	-100.00
TUVALU	0	437	-	0	655	-
EAST TIMOR	8,896	25	-99.72	1,592	48	-96.98
UNITED STATES	1,831,245	207,433	-88.67	4,464,287	1,189,008	-73.37
CANADA	32,289	34,095	5.59	301,759	170,725	-43.42
VENEZUELA	21	0	-100.00	177	0	-100.00
BRAZIL	3,066	19,603	539.37	16,121	309,507	1,819.90
PERU	13	0	-100.00	100	0	-100.00
UNITED KINGDOM	15,239	4,855	-68.14	54,084	52,081	-3.70
NETHERLANDS	7,796	7,760	-0.46	54,420	63,007	15.78
FRANCE	3,150	1,114	-64.63	4,846	42,295	772.78
GERMANY, FED. REP. OF	1,494	33,146	2,118.61	12,536	104,313	732.11
AUSTRIA	58	124	113.79	685	1,299	89.64
BELGIUM	68,901	6,726	-90.24	297,178	88,029	-70.38
SWITZERLAND	60	16	-73.33	728	50	-93.13
DENMARK	1,582	36	-97.72	1,174	96	-91.82
SWEDEN	4,528	229	-94.94	5,443	240	-95.59
ITALY	2,282	3,336	46.19	5,827	13,598	133.36
SPAIN	3,556	338	-90.49	6,469	966	-85.07
PORTUGAL	0	43	-	0	1,224	-
GREECE	2,036	8	-99.61	6,412	84	-98.69
ROMANIA	1	0	-100.00	25	0	-100.00
BULGARIA	0	14	-	0	12	-
SLOVAKIA	33	339	927.27	2,701	3,505	29.77
CZECH REPUBLIC	0	375	-	0	5,723	-
<b>-SENG</b>	<b>1,342,310</b>	<b>1,290,953</b>	<b>-3.83</b>	<b>2,319,847</b>	<b>1,245,274</b>	<b>-46.32</b>
JAPAN	874,906	491,586	-43.81	1,555,245	533,237	-65.71
TAIWAN	42,306	129,593	206.32	9,900	62,292	529.21
CHINA	75,355	168,129	123.12	156,354	116,198	-25.68
PAPUA NEW GUINEA	172	0	-100.00	165	0	-100.00
THAILAND	38,031	0	-100.00	52,575	0	-100.00
SINGAPORE	45,776	188,564	311.93	81,812	170,867	108.85
PHILIPPINES	27,684	26,892	-2.86	41,913	54,069	29.00
VIET NAM	232	1,516	553.45	1,494	3,991	167.14
INDIA	68,075	19,000	-72.09	173,743	16,430	-90.54
TANZANIA, UNITED REPUBLIC O	0	428	-	0	4,252	-
KENYA	8,000	0	-100.00	13,216	0	-100.00
GHANA	279	0	-100.00	833	0	-100.00

TABEL 5. PERKEMBANGAN EKSPOR INDONESIA MENURUT KOMODITI DAN NEGARA TUJUAN

JENIS BARANG	BERAT BERSIH (KG)		PERUB	NILAI FOB (US \$)		PERUB
	JAN-APR 2008	JAN-APR 2009	%	JAN-APR 2008	JAN-APR 2009	%
(1)	(2)	(3)	(4)	(5)	(6)	(7)
NIGERIA	20,000	0	-100.00	20,000	0	-100.00
GAMBIA	0	251	-	0	235	-
AMERICAN SAMOA	4,154	0	-100.00	6,955	0	-100.00
SAMOA	2,898	0	-100.00	8,126	0	-100.00
EAST TIMOR	131,099	264,859	102.03	191,374	283,515	48.15
UNITED STATES	18	0	-100.00	100	0	-100.00
GUATEMALA	0	135	-	0	188	-
UNITED KINGDOM	9	0	-100.00	91	0	-100.00
NETHERLANDS	885	0	-100.00	5,563	0	-100.00
FRANCE	1	0	-100.00	2	0	-100.00
SWEDEN	2,430	0	-100.00	386	0	-100.00
<b>-LOGAM TIDAK MULIA LAIN</b>	<b>159,579,759</b>	<b>15,394,749</b>	<b>-90.35</b>	<b>83,748,969</b>	<b>52,767,849</b>	<b>-36.99</b>
JAPAN	2,434,292	1,927,470	-20.82	10,292,615	8,681,801	-15.65
HONG KONG	639,762	268,900	-57.97	1,813,082	952,517	-47.46
KOREA, REPUBLIC OF	66,089,207	67,248	-99.90	5,434,117	176,902	-96.74
TAIWAN	88,508	58,900	-33.45	254,478	200,811	-21.09
CHINA	428,198	459,934	7.41	970,309	596,977	-38.48
MACAU	0	2	-	0	2	-
PAPUA NEW GUINEA	169,367	315,509	86.29	490,486	1,175,385	139.64
THAILAND	1,070,387	805,643	-24.73	7,632,693	5,046,705	-33.88
SINGAPORE	7,555,362	4,284,409	-43.29	12,028,705	8,563,825	-28.81
PHILIPPINES	1,300,472	905,082	-30.40	2,260,357	2,115,870	-6.39
MALAYSIA	1,462,255	1,097,734	-24.93	5,739,072	3,563,168	-37.91
CAMBODIA	4,658	7,442	59.77	11,220	18,769	67.28
BRUNEI DARUSSALAM	25,067	37,870	51.08	58,570	180,206	207.68
LAO PEOPLE'S DEMOCRATIC RE	1,350	3,694	173.63	51,478	6,731	-86.92
VIET NAM	1,207,597	617,916	-48.83	6,657,254	3,916,164	-41.17
MALDIVES	14,586	12,775	-12.42	45,026	31,144	-30.83
INDIA	69,879,598	179,109	-99.74	2,621,468	421,051	-83.94
PAKISTAN	78,292	63,463	-18.94	309,302	228,913	-25.99
BANGLADESH	0	9,044	-	0	7,811	-
SRI LANKA	50,201	71,844	43.11	217,988	104,998	-51.83
AFGHANISTAN	0	210	-	0	688	-
IRAN (ISLAMIC REPUBLIC OF)	116,943	23,401	-79.99	281,843	65,904	-76.62
SAUDI ARABIA	34,477	68,484	98.64	68,912	94,822	37.60
ISRAEL	18,531	283	-98.47	35,899	183	-99.49
KUWAIT	19,005	6,480	-65.90	25,832	14,223	-44.94
JORDAN	13,206	27,811	110.59	38,517	55,104	43.06
LEBANON	24,228	34,622	42.90	321,701	188,637	-41.36
OMAN	6,136	24,385	297.41	22,113	39,549	78.85
SYRIA ARAB REPUBLIC	48,937	17,823	-63.58	54,808	26,242	-52.12
TURKEY	47,001	368	-99.22	272,241	43,232	-84.12
UNITED ARAB EMIRATES	779,057	417,480	-46.41	1,277,763	992,116	-22.36
QATAR	31,181	23,282	-25.33	112,452	81,709	-27.34
BAHRAIN	21,569	60,003	178.19	28,641	85,358	198.03
CYPRUS	52,251	13,022	-75.08	60,958	34,717	-43.05
EGYPT	30,714	481	-98.43	59,364	35,849	-39.61
LIBYAN ARAB JAMAHIRIYA	19,997	69,945	249.78	26,390	85,265	223.10
MOROCCO	16,182	24	-99.85	18,330	461	-97.48
TUNISIA	240	0	-100.00	302	0	-100.00
ALGERIA	288	0	-100.00	8,065	0	-100.00
SUDAN	8,056	1	-99.99	111,956	60	-99.95
ETHIOPIA	49,439	0	-100.00	51,978	0	-100.00
TANZANIA, UNITED REPUBLIC O	13,728	13,471	-1.87	62,962	39,480	-37.30
MADAGASCAR	7,272	915	-87.42	8,654	181	-97.91
KENYA	67,011	72,251	7.82	248,771	401,691	61.47
REUNION	6,108	2,973	-51.33	6,259	5,443	-13.04
MOZAMBIQUE	194	8,402	4,230.93	485	78,124	16,008.04
BOTSWANA	0	6	-	0	23	-
GHANA	0	198	-	0	68,398	-
LIBERIA	18,957	3,425	-81.93	84,311	107,718	27.76
GUINEA	0	81	-	0	76	-
ANGOLA	39	1,148	2,843.59	12,746	8,967	-29.65
NIGERIA	380,994	93,516	-75.45	826,886	137,709	-83.35
SIERRA LEONE	4,129	0	-100.00	21,501	0	-100.00
BENIN	57,534	0	-100.00	42,080	0	-100.00
BURKINA FASO	23	0	-100.00	50	0	-100.00
GAMBIA	0	12,415	-	0	34,779	-
U.S. VIRGIN ISLANDS	200	0	-100.00	520	0	-100.00
SEYCHELLES	15,133	4	-99.97	17,679	11	-99.94
UGANDA	30,360	0	-100.00	85,620	0	-100.00
SAO TOME AND PRINCIPE	7,277	0	-100.00	8,700	0	-100.00
SOUTH AFRICA	134,851	98,048	-27.29	563,035	535,303	-4.93
MAURITIUS	8,945	2,267	-74.66	42,153	12,371	-70.65
AUSTRALIA	759,377	336,717	-55.66	4,199,977	2,505,131	-40.35
NEW ZEALAND	48,227	24,985	-48.19	132,945	110,456	-16.92
GUAM	105	5,800	5,423.81	652	10,614	1,527.91

TABEL 5. PERKEMBANGAN EKSPOR INDONESIA MENURUT KOMODITI DAN NEGARA TUJUAN

JENIS BARANG	BERAT BERSIH (KG)		PERUB	NILAI FOB (US \$)		PERUB
	JAN-APR 2008	JAN-APR 2009	%	JAN-APR 2008	JAN-APR 2009	%
(1)	(2)	(3)	(4)	(5)	(6)	(7)
PALAU	0	7	-	0	138	-
NEW CALEDONIA	41,587	40,377	-2.91	148,259	127,304	-14.13
SAINT VINCENT AND THE GREN.	4,662	0	-100.00	44,100	0	-100.00
VANUATU	49	5,308	10,732.65	28	8,984	31,985.71
COOK ISLANDS	0	66	-	0	98	-
FIJI	7,085	7,670	8.26	58,486	35,291	-39.66
SAMOA	0	875	-	0	3,724	-
TONGA	1,444	0	-100.00	1,114	0	-100.00
EAST TIMOR	197,221	422,255	114.10	138,267	354,127	156.12
UNITED STATES	797,512	279,032	-65.01	6,297,459	2,751,463	-56.31
CANADA	137,224	54,202	-60.50	1,606,113	281,005	-82.50
MEXICO	12,191	474	-96.11	77,829	14,414	-81.48
GUATEMALA	0	227	-	0	313	-
HONDURAS	0	96	-	0	336	-
PANAMA	0	40,827	-	0	195,438	-
SURINAME	143	1	-99.30	1,360	334	-75.44
CHILE	8,113	2,901	-64.24	64,745	42,072	-35.02
VENEZUELA	4,425	905	-79.55	14,172	4,346	-69.33
ARGENTINA	20,334	22,791	12.08	295,048	582,049	97.27
BRAZIL	27,017	36,633	35.59	246,699	536,867	117.62
COLOMBIA	340	827	143.24	8,049	13,504	67.77
URUGUAY	0	114	-	0	253	-
ECUADOR	0	313	-	0	4,980	-
PERU	0	285	-	0	335	-
TRINIDAD AND TOBAGO	0	17,936	-	0	41,733	-
BAHAMAS	712	0	-100.00	1,206	0	-100.00
JAMAICA	688	81	-88.23	1,111	1,981	78.31
PUERTO RICO	324	173	-46.60	2,507	521	-79.22
DOMINICAN REPUBLIC	438	0	-100.00	1,191	0	-100.00
COSTA RICA	3,819	640	-83.24	10,099	515	-94.90
BARBADOS	0	9,130	-	0	20,170	-
ANTIGUA AND BARBUDA	273	0	-100.00	662	0	-100.00
ANGUILLA	0	359	-	0	1,278	-
ARUBA	1,095	750	-31.51	1,819	657	-63.88
BERMUDA	273	646	136.63	2,033	4,285	110.77
CAYMAN ISLANDS	28	0	-100.00	45	0	-100.00
FRENCH GUIANA	229	894	290.39	793	1,003	26.48
FRENCH POLYNESIA	11,760	4,897	-58.36	20,394	15,134	-25.79
MARTINIQUE	4,961	972	-80.41	7,228	1,454	-79.88
NETHERLANDS ANTILLES	1,659	111	-93.31	4,618	448	-90.30
SAINT LUCIA	733	0	-100.00	2,628	0	-100.00
GUADELOUPE	177	0	-100.00	217	0	-100.00
UNITED KINGDOM	674,731	33,934	-94.97	1,694,869	353,333	-79.15
NETHERLANDS	169,142	88,873	-47.46	1,022,462	809,940	-20.79
FRANCE	157,797	151,979	-3.69	467,588	313,655	-32.92
GERMANY, FED. REP. OF	893,992	896,372	0.27	2,826,848	2,373,253	-16.05
AUSTRIA	10,571	2,082	-80.30	121,344	6,091	-94.98
BELGIUM	133,091	49,404	-62.88	288,240	83,725	-70.95
SWITZERLAND	11,463	12,187	6.32	173,210	209,741	21.09
LUXEMBOURG	2,100	60	-97.14	6,216	216	-96.53
DENMARK	2,815	38,178	1,256.23	188,499	59,777	-68.29
NORWAY	4,293	584	-86.40	11,575	7,896	-31.78
SWEDEN	57,772	50,650	-12.33	253,067	470,571	85.95
FINLAND	3,007	2,625	-12.70	25,642	52,650	105.33
IRELAND	94,693	7,055	-92.55	177,166	11,307	-93.62
ITALY	387,477	277,100	-28.49	535,119	568,620	6.26
SPAIN	223,684	121,889	-45.51	524,804	319,836	-39.06
PORTUGAL	20,195	2,067	-89.76	18,687	3,556	-80.97
GREECE	32,961	5,654	-82.85	67,575	24,381	-63.92
HUNGARY	5,875	989	-83.17	20,341	4,050	-80.09
POLAND	4,234	1,042	-75.39	67,992	8,179	-87.97
ROMANIA	299	52	-82.61	1,227	1,015	-17.28
BULGARIA	1,229	5,885	378.84	21,080	23,060	9.39
YUGOSLAVIA	0	265	-	0	512	-
ALBANIA	0	500	-	0	477	-
UKRAINE	472	4,455	843.86	794	51,978	6,446.35
LITHUANIA	0	115	-	0	1,925	-
LATVIA	385	0	-100.00	822	0	-100.00
ESTONIA	0	16,345	-	0	31,087	-
CROATIA	1,346	7,495	456.84	12,861	24,495	90.46
MALTA	1,403	1,441	2.71	2,681	1,832	-31.67
SLOVAKIA	2	92	4,500.00	10	2,290	22,800.00
SLOVENIA	179	2,660	1,386.03	59	5,424	9,093.22
CZECH REPUBLIC	872	1,098	25.92	4,285	1,567	-63.43
RUSSIA FEDERATION	102	132	29.41	23,356	4,512	-80.68
<b>-PAKAIAN JADI</b>	<b>129,006,820</b>	<b>117,445,305</b>	<b>-8.96</b>	<b>1,902,336,470</b>	<b>1,813,741,431</b>	<b>-4.66</b>
JAPAN	3,328,486	3,526,535	5.95	43,386,457	50,694,321	16.84

TABEL 5. PERKEMBANGAN EKSPOR INDONESIA MENURUT KOMODITI DAN NEGARA TUJUAN

JENIS BARANG	BERAT BERSIH (KG)		PERUB	NILAI FOB (US \$)		PERUB
	JAN-APR 2008	JAN-APR 2009	%	JAN-APR 2008	JAN-APR 2009	%
(1)	(2)	(3)	(4)	(5)	(6)	(7)
HONG KONG	203,551	265,933	30.65	3,498,399	4,774,139	36.47
KOREA, DEMOCRATIC PEOPLE'S	154	0	-100.00	3,420	0	-100.00
KOREA, REPUBLIC OF	438,488	991,105	126.03	6,809,249	11,396,267	67.36
TAIWAN	110,058	79,714	-27.57	1,512,011	1,404,263	-7.13
CHINA	285,853	232,225	-18.76	6,247,980	5,032,500	-19.45
MONGOLIA	81	39	-51.85	2,573	1,831	-28.84
MACAU	42	114	171.43	1,003	1,428	42.37
PAPUA NEW GUINEA	170,833	82,378	-51.78	938,887	339,542	-63.84
THAILAND	411,504	373,639	-9.20	3,636,731	3,692,293	1.53
SINGAPORE	1,216,963	1,339,531	10.07	12,211,208	14,700,954	20.39
PHILIPPINES	98,973	261,797	164.51	1,273,169	2,374,308	86.49
MALAYSIA	3,024,856	3,591,445	18.73	15,586,527	28,161,819	80.68
MYANMAR (FORM. BURMA)	7,193	3,169	-55.94	125,720	33,979	-72.97
CAMBODIA	1,787	40	-97.76	12,035	3,208	-73.34
BRUNEI DARUSSALAM	105,409	43,197	-59.02	809,532	374,223	-53.77
LAO PEOPLE'S DEMOCRATIC RE	2,083	9,329	347.86	39,609	35,155	-11.24
NEPAL	31,933	48,900	53.13	318,750	377,176	18.33
VIET NAM	112,459	168,702	50.01	853,603	1,446,109	69.41
MALDIVES	19,497	20,372	4.49	76,970	57,467	-25.34
INDIA	92,645	86,929	-6.17	850,720	883,723	3.88
PAKISTAN	263,674	350,963	33.10	2,654,682	2,965,616	11.71
BANGLADESH	6,860	24,858	262.36	23,930	173,043	623.12
SRI LANKA	577,302	557,060	-3.51	2,968,895	3,120,277	5.10
IRAQ	0	10,155	-	0	43,000	-
IRAN (ISLAMIC REPUBLIC OF)	23,195	112,383	384.51	108,971	525,798	382.51
SAUDI ARABIA	2,142,637	2,437,895	13.78	20,325,571	22,525,401	10.82
ISRAEL	4,155	27,765	568.23	139,201	496,651	256.79
KUWAIT	181,638	268,007	47.55	1,585,912	2,243,411	41.46
JORDAN	2,320	24,598	960.26	34,800	157,500	352.59
LEBANON	7,689	8,299	7.93	178,525	172,379	-3.44
YEMEN	170,967	175,229	2.49	1,845,212	1,318,530	-28.54
OMAN	11,477	1,746	-84.79	64,381	20,423	-68.28
SYRIA ARAB REPUBLIC	0	22,644	-	0	287,400	-
TURKEY	156,749	75,055	-52.12	3,202,695	1,690,320	-47.22
UNITED ARAB EMIRATES	4,086,509	3,564,696	-12.77	42,452,114	43,235,049	1.84
QATAR	2,956	907	-69.32	104,394	21,473	-79.43
BAHRAIN	31,976	25,791	-19.34	196,226	166,940	-14.92
CYPRUS	5,662	10,321	82.29	78,921	160,266	103.07
EGYPT	555,754	502,056	-9.66	7,078,866	6,789,256	-4.09
LIBYAN ARAB JAMAHIRIYA	79,410	232,975	193.38	258,719	1,077,873	316.62
MOROCCO	999	1,860	86.19	32,301	51,167	58.41
TUNISIA	3,339	7,223	116.32	19,881	35,244	77.27
ALGERIA	77,822	92,390	18.72	974,552	716,252	-26.50
SUDAN	692,350	973,580	40.62	7,626,482	8,629,501	13.15
ERITREA	345	0	-100.00	21,652	0	-100.00
NAMIBIA	2,840	77	-97.29	16,416	214	-98.70
ETHIOPIA	95,974	28,648	-70.15	1,020,361	252,480	-75.26
TANZANIA, UNITED REPUBLIC O	607,219	533,098	-12.21	351,445	277,148	-21.14
MADAGASCAR	41,769	20,897	-49.97	36,259	16,967	-53.21
SOMALIA	17,095	25,326	48.15	110,404	86,159	-21.96
KENYA	276,173	240,307	-12.99	480,004	621,371	29.45
REUNION	19,904	22,918	15.14	89,219	71,697	-19.64
MOZAMBIQUE	117,166	110,371	-5.80	505,849	89,184	-82.37
EQUATORIAL GUINEA	18,155	0	-100.00	32,997	0	-100.00
TOGO	3,968,145	3,011,487	-24.11	6,248,005	6,696,415	7.18
GHANA	39,936	9,998	-74.96	158,345	62,728	-60.39
LIBERIA	75,455	46,623	-38.21	93,971	246,480	162.29
GUINEA	728,882	610,666	-16.22	849,005	1,439,324	69.53
ANGOLA	462,430	416,278	-9.98	25,050	24,646	-1.61
CONGO	239,996	145,717	-39.28	258,956	247,402	-4.46
CAMEROON	204,000	182,243	-10.67	307,680	274,237	-10.87
NIGERIA	89,227	26,984	-69.76	207,354	52,979	-74.45
SIERRA LEONE	104	42	-59.62	87	126	44.83
GABON	25,015	24,100	-3.66	14,821	13,064	-11.85
COTE D'IVOIRE	84,361	205,991	144.18	82,776	183,791	122.03
SENEGAL	868,625	650,092	-25.16	764,117	559,850	-26.73
MAURITANIA	55,070	15,068	-72.64	226,150	151,090	-33.19
BENIN	1,032,060	437,513	-57.61	4,884,835	1,369,893	-71.96
GAMBIA	119,125	127,819	7.30	146,900	513,414	249.50
U.S. VIRGIN ISLANDS	231	0	-100.00	2,462	0	-100.00
SEYCHELLES	1,106	4,701	325.05	7,784	23,274	199.00
UGANDA	42,878	63,703	48.57	291,993	221,588	-24.11
NIGER	45,937	45,108	-1.80	48,763	262,800	438.93
DJIBOUTI	40,561	16,399	-59.57	166,771	33,615	-79.84
SAO TOME AND PRINCIPE	0	1,776	-	0	630	-
SOUTH AFRICA	295,759	594,835	101.12	3,918,310	6,085,836	55.32
MALAWI	11,959	14,868	24.32	6,975	14,850	112.90
MAURITIUS	57,422	48,098	-16.24	341,564	322,359	-5.62

TABEL 5. PERKEMBANGAN EKSPOR INDONESIA MENURUT KOMODITI DAN NEGARA TUJUAN

JENIS BARANG	BERAT BERSIH (KG)		PERUB	NILAI FOB (US \$)		PERUB
	JAN-APR 2008	JAN-APR 2009	%	JAN-APR 2008	JAN-APR 2009	%
(1)	(2)	(3)	(4)	(5)	(6)	(7)
VIRGIN ISLANDS (BRITISH)	7	835	11,828.57	49	2,934	5,887.76
AUSTRALIA	744,382	713,557	-4.14	13,597,883	13,308,606	-2.13
NEW ZEALAND	89,731	56,728	-36.78	1,475,699	1,258,130	-14.74
GUAM	1,852	3,027	63.44	7,929	8,314	4.86
PALAU	127	322	153.54	769	6,371	728.48
NEW CALEDONIA	40,522	17,935	-55.74	346,221	167,112	-51.73
NORTHERN MARIANA ISLANDS	108	0	-100.00	729	0	-100.00
SAINT VINCENT AND THE GREN.	3	0	-100.00	8	0	-100.00
VANUATU	9,673	9,354	-3.30	15,531	8,081	-47.97
WALLIS AND FUTUNA ISLANDS	9,938	762	-92.33	14,821	1,142	-92.29
AMERICAN SAMOA	1,409	0	-100.00	14,358	0	-100.00
COOK ISLANDS	1,648	0	-100.00	19,749	0	-100.00
FIJI	21,072	17,730	-15.86	160,507	117,532	-26.77
SOLOMON ISLANDS	3,440	0	-100.00	9,173	0	-100.00
TONGA	0	84	-	0	2,826	-
TUVALU	5,009	0	-100.00	12,602	0	-100.00
UNITED STATES MINOR OUTLYII	0	5,636	-	0	37,688	-
EAST TIMOR	60,576	74,843	23.55	58,183	98,760	69.74
UNITED STATES	71,883,193	63,412,507	-11.78	1,166,627,521	1,054,370,278	-9.62
CANADA	1,831,437	1,876,591	2.47	39,450,790	41,153,036	4.31
MEXICO	782,883	668,729	-14.58	11,720,316	12,472,594	6.42
GUATEMALA	840	1,607	91.31	6,382	20,314	218.30
HONDURAS	0	614	-	0	43,802	-
NICARAGUA	18,140	0	-100.00	38,432	0	-100.00
PANAMA	501,349	448,075	-10.63	5,153,353	5,636,456	9.37
SURINAME	15,834	9,205	-41.87	56,246	40,037	-28.82
CHILE	90,982	148,175	62.86	1,084,418	2,285,095	110.72
VENEZUELA	2,520	19,190	661.51	95,568	188,832	97.59
ARGENTINA	58,959	120,773	104.84	1,101,585	2,878,205	161.28
BRAZIL	266,304	353,712	32.82	2,616,572	4,104,629	56.87
COLOMBIA	4,967	6,902	38.96	138,797	128,829	-7.18
BOLIVIA	97	206	112.37	3,206	8,155	154.37
URUGUAY	11,693	10,540	-9.86	216,610	250,184	15.50
PARAGUAY	167	4,401	2,535.33	2,713	109,445	3,934.10
ECUADOR	10,565	5,195	-50.83	169,336	98,168	-42.03
PERU	6,576	4,999	-23.98	120,159	126,113	4.96
GUYANA	2,745	0	-100.00	2,450	0	-100.00
BAHAMAS	2,696	0	-100.00	7,059	0	-100.00
JAMAICA	278	354	27.34	1,947	5,771	196.40
PUERTO RICO	76,708	104,672	36.46	978,766	1,070,269	9.35
BELIZE	2,883	5,722	98.47	16,737	33,354	99.28
DOMINICAN REPUBLIC	1,787	2,508	40.35	12,665	16,572	30.85
EL SALVADOR	8,474	92	-98.91	35,473	1,108	-96.88
COSTA RICA	6,569	7,404	12.71	52,111	73,237	40.54
HAITI	0	40	-	0	78	-
BARBADOS	60	369	515.00	3,392	12,100	256.72
ANTIGUA AND BARBUDA	169	17	-89.94	2,052	628	-69.40
ARUBA	1,309	3,058	133.61	35,858	22,256	-37.93
BERMUDA	2,249	3,439	52.91	22,679	11,870	-47.66
CAYMAN ISLANDS	194	0	-100.00	170	0	-100.00
FRENCH GUIANA	3,697	0	-100.00	23,372	0	-100.00
FRENCH POLYNESIA	48,067	6,826	-85.80	156,813	60,330	-61.53
GREENLAND	46	0	-100.00	1,198	0	-100.00
MARTINIQUE	4,265	909	-78.69	21,906	14,000	-36.09
NETHERLANDS ANTILLES	55,429	116,204	109.64	523,031	1,000,672	91.32
SAINT LUCIA	902	1,545	71.29	4,136	8,964	116.73
GUADELOUPE	5,659	436	-92.30	18,134	2,217	-87.77
SAINT KITTS AND NEVIS	451	913	102.44	5,099	20,235	296.84
UNITED KINGDOM	5,445,501	5,210,713	-4.31	98,448,883	102,389,721	4.00
NETHERLANDS	1,666,548	2,044,809	22.70	34,139,259	40,265,505	17.94
FRANCE	1,706,694	1,582,489	-7.28	31,261,328	29,265,884	-6.38
GERMANY, FED. REP. OF	8,183,151	6,593,407	-19.43	158,570,375	139,819,511	-11.82
AUSTRIA	151,405	44,799	-70.41	3,017,578	1,991,195	-34.01
BELGIUM	2,264,813	1,596,372	-29.51	48,211,731	38,424,194	-20.30
SWITZERLAND	185,639	156,353	-15.78	3,452,830	3,408,200	-1.29
LUXEMBOURG	1,090	0	-100.00	9,650	0	-100.00
GIBRALTAR	0	21	-	0	321	-
DENMARK	112,466	59,893	-46.75	1,864,485	1,103,163	-40.83
NORWAY	75,571	65,840	-12.88	1,537,239	1,575,266	2.47
SWEDEN	252,477	195,327	-22.64	3,420,909	3,381,520	-1.15
FINLAND	8,568	18,106	111.32	140,746	224,666	59.63
IRELAND	220,186	182,329	-17.19	3,337,536	3,288,583	-1.47
ITALY	1,154,492	955,514	-17.24	24,047,429	25,368,719	5.49
SPAIN	1,338,535	1,365,044	1.98	15,728,607	22,448,139	42.72
PORTUGAL	27,764	34,479	24.19	294,692	342,500	16.22
ICELAND	6	0	-100.00	300	0	-100.00
GREECE	69,586	50,048	-28.08	910,114	1,129,050	24.06
DEMOCRATIC REPUBLIC OF THE	98,068	69,137	-29.50	632,497	188,666	-70.17

TABEL 5. PERKEMBANGAN EKSPOR INDONESIA MENURUT KOMODITI DAN NEGARA TUJUAN

JENIS BARANG	BERAT BERSIH (KG)		PERUB	NILAI FOB (US \$)		PERUB
	JAN-APR 2008	JAN-APR 2009	%	JAN-APR 2008	JAN-APR 2009	%
(1)	(2)	(3)	(4)	(5)	(6)	(7)
HUNGARY	8,361	10,566	26.37	184,137	216,255	17.44
POLAND	114,052	52,948	-53.58	1,584,572	1,006,646	-36.47
ROMANIA	11,660	19,678	68.77	185,979	315,973	69.90
BULGARIA	2,536	3,483	37.34	25,788	106,421	312.68
YUGOSLAVIA	8,006	3,962	-50.51	150,199	82,625	-44.99
ALBANIA	0	3	-	0	62	-
KAZAKHSTAN	3,482	5,087	46.09	103,948	130,871	25.90
UKRAINE	383,208	144,629	-62.26	4,672,338	2,706,080	-42.08
LITHUANIA	0	72	-	0	216	-
LATVIA	13,677	0	-100.00	257,806	0	-100.00
ESTONIA	22,503	1,921	-91.46	248,116	30,118	-87.86
CROATIA	21,725	16,618	-23.51	77,908	129,562	66.30
MALTA	48,056	9,344	-80.56	367,556	83,724	-77.22
SLOVAKIA	5,982	38,271	539.77	105,826	296,768	180.43
SLOVENIA	2,719	9,414	246.23	38,981	258,972	564.35
CZECH REPUBLIC	22,211	22,862	2.93	720,022	797,654	10.78
RUSSIA FEDERATION	242,230	319,725	31.99	6,458,779	9,056,266	40.22
<b>-KAIN TENUN</b>	<b>93,728,264</b>	<b>67,928,666</b>	<b>-27.53</b>	<b>495,772,469</b>	<b>369,936,263</b>	<b>-25.38</b>
JAPAN	10,854,672	9,789,392	-9.81	47,320,183	40,222,593	-15.00
HONG KONG	1,270,037	1,066,661	-16.01	8,583,675	7,186,402	-16.28
KOREA, REPUBLIC OF	1,690,087	1,756,282	3.92	6,480,625	6,340,936	-2.16
TAIWAN	1,838,975	2,269,997	23.44	9,518,213	9,696,645	1.87
CHINA	3,463,156	1,446,976	-58.22	14,686,452	9,486,863	-35.40
MACAU	50,096	41,985	-16.19	332,662	233,474	-29.82
PAPUA NEW GUINEA	89,188	167,120	87.38	482,230	1,033,614	114.34
THAILAND	2,458,501	2,048,038	-16.70	12,466,484	17,425,032	39.78
SINGAPORE	2,055,235	912,611	-55.60	21,156,864	6,958,004	-67.11
PHILIPPINES	1,090,350	1,066,522	-2.19	6,005,569	4,523,899	-24.67
MALAYSIA	6,942,036	5,002,215	-27.94	28,354,223	22,490,610	-20.68
MYANMAR (FORM. BURMA)	312,089	287,890	-7.75	2,181,462	2,196,399	0.68
CAMBODIA	666,682	299,867	-55.02	3,138,611	1,802,012	-42.59
BRUNEI DARUSSALAM	47,983	18,727	-60.97	294,431	134,120	-54.45
LAO PEOPLE'S DEMOCRATIC RE	81,386	62,219	-23.55	344,805	272,178	-21.06
NEPAL	979	10,765	999.59	9,791	41,115	319.93
VIET NAM	1,744,219	2,180,260	25.00	9,849,732	10,493,639	6.54
MALDIVES	41,305	10,134	-75.47	80,290	45,042	-43.90
INDIA	1,116,822	330,083	-70.44	6,112,184	2,138,861	-65.01
PAKISTAN	88,411	158,875	79.70	366,712	971,359	164.88
BANGLADESH	1,784,058	2,098,247	17.61	8,097,766	9,521,135	17.58
SRI LANKA	1,524,200	1,253,694	-17.75	12,235,911	8,431,365	-31.09
AFGHANISTAN	0	110,731	-	0	957,949	-
IRAQ	0	2,907	-	0	14,915	-
IRAN (ISLAMIC REPUBLIC OF)	325,537	345,149	6.02	2,119,941	2,703,300	27.52
SAUDI ARABIA	3,738,301	3,881,388	3.83	26,009,075	27,355,840	5.18
ISRAEL	10,481	18,113	72.82	26,936	69,319	157.35
KUWAIT	343,536	301,882	-12.13	2,774,125	2,357,097	-15.03
JORDAN	475,357	297,856	-37.34	2,821,547	1,896,572	-32.78
LEBANON	83,398	112,214	34.55	489,765	598,740	22.25
YEMEN	359,607	275,423	-23.41	2,004,618	1,495,692	-25.39
OMAN	228,008	107,067	-53.04	1,409,007	771,105	-45.27
SYRIA ARAB REPUBLIC	755,434	616,638	-18.37	4,587,100	4,053,256	-11.64
TURKEY	9,250,656	6,328,568	-31.59	45,916,359	29,791,252	-35.12
UNITED ARAB EMIRATES	8,216,751	5,904,728	-28.14	56,676,318	47,780,701	-15.70
QATAR	24,319	30,889	27.02	172,244	247,182	43.51
BAHRAIN	17,371	27,679	59.34	168,739	213,358	26.44
CYPRUS	27,141	30,725	13.21	190,567	214,717	12.67
EGYPT	458,931	531,207	15.75	2,907,424	3,147,656	8.26
LIBYAN ARAB JAMAHIRIYA	180,347	114,198	-36.68	1,074,306	675,439	-37.13
MOROCCO	305,218	261,761	-14.24	1,780,203	1,376,077	-22.70
TUNISIA	37,265	9,710	-73.94	178,630	30,877	-82.71
ALGERIA	148,115	10,564	-92.87	524,589	9,521	-98.19
SUDAN	177,727	170,418	-4.11	1,127,057	1,018,567	-9.63
LESOTHO	485,250	311,225	-35.86	1,445,169	967,294	-33.07
ETHIOPIA	47,913	6,653	-86.11	244,123	41,372	-83.05
TANZANIA, UNITED REPUBLIC O	1,841	1,522	-17.33	870	1,968	126.21
MADAGASCAR	2,814	2,214	-21.32	14,419	8,128	-43.63
SOMALIA	28,143	0	-100.00	218,104	0	-100.00
KENYA	314,981	207,340	-34.17	1,531,516	1,078,429	-29.58
REUNION	478	1,396	192.05	1,863	5,265	182.61
MOZAMBIQUE	11,072	9,999	-9.69	98,357	57,865	-41.17
TOGO	60,499	39,598	-34.55	302,070	356,400	17.99
GHANA	77,932	83,254	6.83	401,945	497,054	23.66
GUINEA	12,837	0	-100.00	16,394	0	-100.00
NIGERIA	15,660	6,773	-56.75	126,900	78,762	-37.93
GABON	5,240	1,086	-79.27	3,135	550	-82.46
COTE D'IVOIRE	22,357	36,517	63.34	69,667	114,449	64.28
SENEGAL	2,899	5,342	84.27	2,700	5,175	91.67

TABEL 5. PERKEMBANGAN EKSPOR INDONESIA MENURUT KOMODITI DAN NEGARA TUJUAN

JENIS BARANG	BERAT BERSIH (KG)		PERUB	NILAI FOB (US \$)		PERUB
	JAN-APR 2008	JAN-APR 2009	%	JAN-APR 2008	JAN-APR 2009	%
(1)	(2)	(3)	(4)	(5)	(6)	(7)
MALI	129,601	0	-100.00	697,630	0	-100.00
BENIN	0	17,146	-	0	118,605	-
BURKINA FASO	0	32,306	-	0	83,109	-
GAMBIA	12,646	0	-100.00	108,730	0	-100.00
SEYCHELLES	2,956	45	-98.48	30,863	410	-98.67
UGANDA	8,926	13,545	51.75	52,252	101,650	94.54
NIGER	54,405	0	-100.00	223,035	0	-100.00
DJIBOUTI	28,011	10,381	-62.94	201,593	55,899	-72.27
SAO TOME AND PRINCIPE	0	1,057	-	0	375	-
SOUTH AFRICA	1,542,913	760,311	-50.72	7,648,917	3,756,289	-50.89
ZIMBABWE	218,771	0	-100.00	679,396	0	-100.00
MAURITIUS	334,890	114,652	-65.76	1,233,604	691,707	-43.93
AUSTRALIA	961,172	899,207	-6.45	3,755,089	2,994,959	-20.24
NEW ZEALAND	100,275	111,505	11.20	743,061	716,959	-3.51
GUAM	48	205	327.08	67	389	480.60
PALAU	1,157	3,295	184.79	1,950	6,775	247.44
NEW CALEDONIA	2,372	108	-95.45	5,951	165	-97.23
VANUATU	3,352	0	-100.00	2,240	0	-100.00
AMERICAN SAMOA	0	5,774	-	0	38,740	-
FIJI	67,154	48,197	-28.23	389,203	283,943	-27.05
EAST TIMOR	6,441	2,191	-65.98	10,611	3,896	-63.28
UNITED STATES	3,384,814	1,740,186	-48.59	27,115,690	12,770,789	-52.90
CANADA	339,446	251,339	-25.96	2,157,049	1,669,833	-22.59
MEXICO	1,130,319	630,453	-44.22	5,214,827	3,210,227	-38.44
GUATEMALA	89,012	40,359	-54.66	777,640	350,559	-54.92
HONDURAS	88,039	28,897	-67.18	597,258	200,429	-66.44
NICARAGUA	373,645	15,918	-95.74	1,409,564	63,404	-95.50
PANAMA	344,329	138,353	-59.82	1,889,725	1,004,836	-46.83
SURINAME	4,173	4,777	14.47	24,031	21,071	-12.32
CHILE	79,579	135,036	69.69	522,619	439,750	-15.86
VENEZUELA	10,521	34,345	226.44	40,034	230,981	476.96
ARGENTINA	81,843	15,869	-80.61	485,052	87,811	-81.90
BRAZIL	898,816	702,546	-21.84	5,752,031	3,817,959	-33.62
COLOMBIA	141,660	190,816	34.70	860,813	1,074,280	24.80
URUGUAY	30,359	37,108	22.23	73,766	128,079	73.63
PARAGUAY	18,371	0	-100.00	113,781	0	-100.00
ECUADOR	0	32,992	-	0	229,020	-
PERU	225,172	36,985	-83.57	1,350,205	243,156	-81.99
JAMAICA	987	9,278	840.02	6,861	53,238	675.95
PUERTO RICO	7	50	614.29	165	498	201.82
DOMINICAN REPUBLIC	64,374	49,264	-23.47	373,416	294,807	-21.05
EL SALVADOR	46,560	10,900	-76.59	248,953	38,251	-84.64
COSTA RICA	274	0	-100.00	1,967	0	-100.00
HAITI	0	45,118	-	0	51,896	-
ARUBA	48	0	-100.00	95	0	-100.00
FRENCH GUIANA	0	957	-	0	3,196	-
FRENCH POLYNESIA	3,680	1,144	-68.91	34,331	19,689	-42.65
NETHERLANDS ANTILLES	4	1,825	45,525.00	76	11,533	15,075.00
SAINT LUCIA	0	10	-	0	62	-
GADELOUPE	0	9	-	0	15	-
UNITED KINGDOM	2,427,971	711,105	-70.71	9,688,756	3,901,292	-59.73
NETHERLANDS	2,302,599	1,145,344	-50.26	9,835,331	5,001,124	-49.15
FRANCE	376,928	309,334	-17.93	3,473,280	2,611,538	-24.81
GERMANY, FED. REP. OF	1,980,637	798,854	-59.67	10,475,321	4,012,436	-61.70
AUSTRIA	7,505	1,068	-85.77	80,669	23,187	-71.26
BELGIUM	1,654,356	1,657,754	0.21	5,518,366	5,984,047	8.44
SWITZERLAND	2,950	2,143	-27.36	43,126	28,899	-32.99
DENMARK	71,330	56,265	-21.12	378,443	348,356	-7.95
NORWAY	3,014	0	-100.00	17,699	0	-100.00
SWEDEN	20,023	8,939	-55.36	110,484	63,366	-42.65
FINLAND	176,188	171,598	-2.61	1,170,933	1,170,830	-0.01
IRELAND	49	0	-100.00	231	0	-100.00
ITALY	5,303,067	1,570,023	-70.39	18,196,603	5,828,392	-67.97
SPAIN	1,449,653	924,570	-36.22	6,017,090	4,633,943	-22.99
PORTUGAL	213,761	80,945	-62.13	1,017,732	266,284	-73.84
GREECE	278,077	127,196	-54.26	1,564,671	737,956	-52.84
DEMOCRATIC REPUBLIC OF THE	0	1,254	-	0	720	-
HUNGARY	137,637	149,619	8.71	983,798	1,021,696	3.85
POLAND	496,972	233,207	-53.07	3,339,063	1,634,632	-51.05
ROMANIA	42,780	43,117	0.79	275,549	282,094	2.38
BULGARIA	2,247	575,034	25,491.19	20,122	2,424,284	11,947.93
YUGOSLAVIA	46	0	-100.00	244	0	-100.00
BELARUS	25,179	4,344	-82.75	214,076	38,015	-82.24
KAZAKHSTAN	94	179	90.43	3,214	4,221	31.33
KYRGYZSTAN	0	665	-	0	6,227	-
UKRAINE	163,522	55,339	-66.16	1,313,118	454,035	-65.42
UZBEKISTAN	59,253	29,188	-50.74	216,763	105,675	-51.25
LITHUANIA	12,452	44,263	255.47	70,513	254,270	260.60

TABEL 5. PERKEMBANGAN EKSPOR INDONESIA MENURUT KOMODITI DAN NEGARA TUJUAN

JENIS BARANG	BERAT BERSIH (KG)		PERUB	NILAI FOB (US \$)		PERUB
	JAN-APR 2008	JAN-APR 2009	%	JAN-APR 2008	JAN-APR 2009	%
(1)	(2)	(3)	(4)	(5)	(6)	(7)
LATVIA	246	0	-100.00	4,802	0	-100.00
ESTONIA	10,272	7,606	-25.95	48,426	24,895	-48.59
CROATIA	3,003	46,770	1,457.44	9,548	173,712	1,719.35
MALTA	8	0	-100.00	102	0	-100.00
SLOVAKIA	5,466	4,449	-18.61	33,853	36,068	6.54
SLOVENIA	10,732	470,319	4,282.40	128,228	2,060,056	1,506.56
CZECH REPUBLIC	31,113	16,748	-46.17	209,496	66,204	-68.40
RUSSIA FEDERATION	164,129	25,674	-84.36	944,021	231,430	-75.48
<b>-TEKSTIL LAINNYA</b>	<b>378,757,175</b>	<b>361,848,644</b>	<b>-4.46</b>	<b>947,298,978</b>	<b>700,762,361</b>	<b>-26.03</b>
JAPAN	29,172,889	18,706,324	-35.88	90,585,478	57,999,140	-35.97
HONG KONG	7,098,021	4,339,639	-38.86	19,833,462	13,902,271	-29.90
KOREA, DEMOCRATIC PEOPLE'S	200	307,838	153,819.00	450	634,246	140,843.56
KOREA, REPUBLIC OF	32,448,790	33,815,399	4.21	90,880,680	73,260,363	-19.39
TAIWAN	10,831,639	8,500,430	-21.52	24,317,233	16,914,070	-30.44
CHINA	18,838,367	21,497,443	14.12	37,542,775	40,332,069	7.43
MACAU	62,038	13,268	-78.61	240,556	192,139	-20.13
PAPUA NEW GUINEA	64,172	30,712	-52.14	133,624	50,856	-61.94
THAILAND	10,841,755	5,438,189	-49.84	28,129,664	10,453,244	-62.84
SINGAPORE	3,585,907	2,209,966	-38.37	11,179,348	7,019,573	-37.21
PHILIPPINES	7,240,812	5,414,542	-25.22	17,105,108	10,614,359	-37.95
MALAYSIA	10,257,237	7,146,510	-30.33	27,193,841	16,327,932	-39.96
MYANMAR (FORM. BURMA)	95,610	24,404	-74.48	509,768	166,629	-67.31
CAMBODIA	307,561	264,884	-13.88	1,323,069	1,329,993	0.52
BRUNEI DARUSSALAM	78,265	42,972	-45.09	280,440	145,578	-48.09
LAO PEOPLE'S DEMOCRATIC RE	201	78,610	39,009.45	2	303,738	15,186,800.00
NEPAL	76	45	-40.79	859	45	-94.76
VIET NAM	13,668,507	12,159,595	-11.04	26,986,555	15,855,247	-41.25
MALDIVES	23,086	41,991	81.89	79,111	142,239	79.80
INDIA	6,585,568	14,554,990	121.01	19,209,560	27,048,109	40.81
PAKISTAN	10,074,445	10,163,422	0.88	21,183,530	15,451,483	-27.06
BANGLADESH	5,054,790	6,387,137	26.36	14,110,028	13,686,434	-3.00
SRI LANKA	3,639,858	3,629,222	-0.29	10,337,245	9,292,048	-10.11
AFGHANISTAN	11,874	50,429	324.70	11,057	163,647	1,380.03
IRAN (ISLAMIC REPUBLIC OF)	4,678,356	1,865,904	-60.12	11,599,111	3,002,544	-74.11
SAUDI ARABIA	1,172,383	874,484	-25.41	4,603,565	3,024,250	-34.31
ISRAEL	1,430,223	2,879,646	101.34	3,791,107	4,658,951	22.89
KUWAIT	37,019	50,458	36.30	272,443	398,723	46.35
JORDAN	210,726	165,327	-21.54	610,133	358,853	-41.18
LEBANON	64,070	115,808	80.75	155,420	222,347	43.06
YEMEN	285,564	276,534	-3.16	1,307,561	1,021,611	-21.87
OMAN	121	16,620	13,635.54	456	5,318	1,066.23
SYRIA ARAB REPUBLIC	1,858,652	3,345,202	79.98	4,199,790	5,046,275	20.16
TURKEY	23,417,630	34,152,706	45.84	59,392,664	51,560,249	-13.19
UNITED ARAB EMIRATES	2,795,072	1,204,342	-56.91	14,455,734	5,306,040	-63.29
QATAR	16,345	23,902	46.23	30,114	42,650	41.63
BAHRAIN	89	3,713	4,071.91	463	33,550	7,146.22
CYPRUS	10,062	2,100	-79.13	47,177	13,118	-72.19
EGYPT	13,791,136	16,156,254	17.15	25,724,623	24,526,759	-4.66
LIBYAN ARAB JAMAHIRIYA	42	609	1,350.00	5	894	17,780.00
MOROCCO	1,002,555	720,087	-28.17	1,664,224	1,064,487	-36.04
TUNISIA	225,022	370,721	64.75	592,213	704,984	19.04
ALGERIA	953,299	923,162	-3.16	2,423,932	2,247,258	-7.29
SUDAN	58,450	20,807	-64.40	110,688	54,219	-51.02
NAMIBIA	335	555	65.67	133	384	188.72
ETHIOPIA	1,314,785	499,595	-62.00	3,810,628	1,118,017	-70.66
TANZANIA, UNITED REPUBLIC O	41,586	11,735	-71.78	86,089	14,452	-83.21
MADAGASCAR	85,725	158,193	84.54	354,734	287,245	-19.03
KENYA	391,224	924,475	136.30	1,101,501	1,720,318	56.18
REUNION	25,436	19,647	-22.76	44,891	58,941	31.30
MOZAMBIQUE	146	21,273	14,470.55	741	71,996	9,616.06
TOGO	46,229	81,296	75.85	248,405	448,043	80.37
GHANA	200,435	183,745	-8.33	821,207	767,335	-6.56
LIBERIA	0	396	-	0	450	-
GUINEA	16,596	18,552	11.79	43,527	43,734	0.48
ANGOLA	0	9,993	-	0	9,648	-
CONGO	24,100	0	-100.00	38,390	0	-100.00
CAMEROON	74,600	45	-99.94	135,028	300	-99.78
NIGERIA	37,071	102,489	176.47	244,126	608,896	149.42
SIERRA LEONE	22,431	14,601	-34.91	47,133	75,360	59.89
GABON	9,640	2,830	-70.64	5,951	4,109	-30.95
COTE D'IVOIRE	49,618	700	-98.59	144,392	2,032	-98.59
SENEGAL	132,197	119,521	-9.59	292,752	339,597	16.00
MAURITANIA	161,439	182,424	13.00	520,425	628,862	20.84
MALI	100	0	-100.00	1,695	0	-100.00
BENIN	75,942	31,606	-58.38	761,538	178,941	-76.50
BURKINA FASO	0	16,224	-	0	48,688	-
GAMBIA	14,469	21,137	46.08	37,796	37,851	0.15



TABEL 5. PERKEMBANGAN EKSPOR INDONESIA MENURUT KOMODITI DAN NEGARA TUJUAN

JENIS BARANG	BERAT BERSIH (KG)		PERUB	NILAI FOB (US \$)		PERUB
	JAN-APR 2008	JAN-APR 2009	%	JAN-APR 2008	JAN-APR 2009	%
(1)	(2)	(3)	(4)	(5)	(6)	(7)
U.S. VIRGIN ISLANDS	9	0	-100.00	105	0	-100.00
SEYCHELLES	1,263	2,632	108.39	4,287	6,100	42.29
UGANDA	194	16	-91.75	6,085	83	-98.64
NIGER	16,900	26,900	59.17	180,900	201,000	11.11
DJIBOUTI	9,000	28	-99.69	1,020	45	-95.59
SAO TOME AND PRINCIPE	9,828	3,946	-59.85	9,540	1,400	-85.32
SWAZILAND	0	2,938	-	0	6,756	-
SOUTH AFRICA	1,503,620	1,160,387	-22.83	4,419,276	3,105,165	-29.74
ZIMBABWE	7,161	10,174	42.08	30,278	17,041	-43.72
ZAMBIA	56,988	18,370	-67.77	120,627	37,554	-68.87
MALAWI	37	95	156.76	233	250	7.30
MAURITIUS	364,997	430,035	17.82	1,091,837	839,975	-23.07
VIRGIN ISLANDS (BRITISH)	256	1,435	460.55	1,776	5,726	222.41
AUSTRALIA	5,817,894	4,248,783	-26.97	13,651,212	8,964,684	-34.33
NEW ZEALAND	1,067,833	689,537	-35.43	3,127,097	1,861,418	-40.47
GUAM	5,334	2,308	-56.73	8,566	11,361	32.63
PALAU	489	0	-100.00	1,562	0	-100.00
NEW CALEDONIA	27,844	14,916	-46.43	154,198	57,059	-63.00
SAINT VINCENT AND THE GREN.	951	0	-100.00	1,372	0	-100.00
VANUATU	3,098	24,590	693.74	4,671	99,742	2,035.35
WALLIS AND FUTUNA ISLANDS	1,732	756	-56.35	2,688	1,134	-57.81
COOK ISLANDS	1,459	4,487	207.54	12,701	27,035	112.86
FIJI	15,569	16,168	3.85	41,850	54,848	31.06
KIRIBATI	0	234	-	0	495	-
SAMOA	1,949	1,598	-18.01	3,896	6,796	74.44
SOLOMON ISLANDS	1,480	6,000	305.41	4,130	5,199	25.88
TONGA	3,529	0	-100.00	4,122	0	-100.00
TUVALU	189	792	319.05	487	1,698	248.67
EAST TIMOR	142,900	71,827	-49.74	331,115	126,394	-61.83
UNITED STATES	31,413,598	25,066,374	-20.21	74,229,967	44,982,321	-39.40
CANADA	2,325,237	2,112,351	-9.16	5,324,962	3,790,726	-28.81
MEXICO	3,713,109	6,260,998	68.62	8,823,760	10,982,112	24.46
GUATEMALA	255,927	420,408	64.27	579,495	1,040,437	79.54
HONDURAS	308,945	156,807	-49.24	591,283	308,955	-47.75
NICARAGUA	71	0	-100.00	87	0	-100.00
PANAMA	531	5,401	917.14	6,190	22,835	268.90
CUBA	76,028	0	-100.00	133,164	0	-100.00
SURINAME	78,237	107,980	38.02	176,722	145,457	-17.69
CHILE	1,330,567	980,728	-26.29	3,542,392	2,086,493	-41.10
VENEZUELA	734,878	1,705,254	132.05	1,907,349	4,049,746	112.32
ARGENTINA	5,807,173	3,778,716	-34.93	14,335,267	7,123,198	-50.31
BRAZIL	33,021,741	41,235,309	24.87	71,516,405	70,003,289	-2.12
COLOMBIA	1,769,273	3,332,192	88.34	4,123,344	5,158,521	25.11
URUGUAY	171,366	66,238	-61.35	514,392	169,623	-67.02
PARAGUAY	10,754	0	-100.00	32,146	0	-100.00
ECUADOR	634,211	159,233	-74.89	1,612,427	256,914	-84.07
PERU	515,471	508,032	-1.44	1,594,850	949,559	-40.46
GUYANA	7,499	0	-100.00	13,233	0	-100.00
TRINIDAD AND TOBAGO	2,779	84	-96.98	5,005	102	-97.96
BAHAMAS	195	1,422	629.23	450	6,475	1,338.89
JAMAICA	114,355	67,104	-41.32	213,082	131,021	-38.51
PUERTO RICO	809	1,490	84.18	8,153	6,645	-18.50
BELIZE	0	37	-	0	218	-
DOMINICAN REPUBLIC	103,703	50,453	-51.35	412,543	153,761	-62.73
EL SALVADOR	211,944	164,807	-22.24	536,328	313,269	-41.59
COSTA RICA	24,479	34,509	40.97	153,060	88,520	-42.17
HAITI	0	81,206	-	0	151,130	-
BARBADOS	926	1	-99.89	1,853	10	-99.46
ANTIGUA AND BARBUDA	521	0	-100.00	2,420	0	-100.00
ANGUILLA	0	828	-	0	3,379	-
ARUBA	371	0	-100.00	2,900	0	-100.00
BERMUDA	256	523	104.30	1,206	1,690	40.13
CAYMAN ISLANDS	1,342	0	-100.00	265	0	-100.00
FRENCH GUIANA	9,566	23,952	150.39	26,340	36,025	36.77
FRENCH POLYNESIA	69,677	47,122	-32.37	147,462	94,070	-36.21
MARTINIQUE	3,290	13,369	306.35	10,597	36,496	244.40
NETHERLANDS ANTILLES	2,389	22,174	828.17	11,271	33,148	194.10
NORFOLK ISLANDS	0	256	-	0	471	-
SAINT LUCIA	1,679	0	-100.00	5,747	0	-100.00
TURKS AND CAICOS ISLANDS	48	0	-100.00	80	0	-100.00
GADELOUPE	4,137	15,193	267.25	11,487	54,450	374.01
SAINT KITTS AND NEVIS	343	220	-35.86	3,401	4,164	22.43
UNITED KINGDOM	4,969,915	3,822,700	-23.08	10,782,358	6,464,232	-40.05
NETHERLANDS	2,506,843	1,218,480	-51.39	6,377,357	3,304,208	-48.19
FRANCE	705,753	951,649	34.84	3,179,271	2,111,846	-33.57
GERMANY, FED. REP. OF	10,455,810	8,636,070	-17.40	25,836,025	18,035,052	-30.19
AUSTRIA	32,337	12,015	-62.84	82,307	50,043	-39.20
BELGIUM	10,743,179	9,246,858	-13.93	23,428,977	12,737,447	-45.63

TABEL 5. PERKEMBANGAN EKSPOR INDONESIA MENURUT KOMODITI DAN NEGARA TUJUAN

JENIS BARANG	BERAT BERSIH (KG)		PERUB	NILAI FOB (US \$)		PERUB
	JAN-APR 2008	JAN-APR 2009	%	JAN-APR 2008	JAN-APR 2009	%
(1)	(2)	(3)	(4)	(5)	(6)	(7)
SWITZERLAND	87,962	4,222	-95.20	260,031	34,084	-86.89
DENMARK	255,311	214,593	-15.95	1,036,871	725,871	-29.97
NORWAY	75,287	97,667	29.73	519,025	749,168	44.34
SWEDEN	896,412	401,383	-55.22	2,874,365	2,313,946	-19.50
FINLAND	606,003	633,601	4.55	1,718,869	1,585,150	-7.78
IRELAND	151,493	145,201	-4.15	311,759	127,199	-59.20
ITALY	14,830,338	10,668,918	-28.06	34,256,044	17,813,845	-48.00
SPAIN	7,439,560	5,290,676	-28.88	17,768,921	10,637,689	-40.13
PORTUGAL	2,311,987	2,521,561	9.06	6,840,208	5,517,777	-19.33
GREECE	1,473,596	1,323,957	-10.15	3,990,948	3,139,853	-21.33
DEMOCRATIC REPUBLIC OF THE	35,793	29,613	-17.27	69,058	74,310	7.61
HUNGARY	755,980	439,524	-41.86	1,436,245	633,092	-55.92
POLAND	1,323,494	1,003,328	-24.19	3,138,540	1,822,217	-41.94
ROMANIA	157,737	243,967	54.67	400,285	983,149	145.61
BULGARIA	19,783	52,684	166.31	70,685	75,979	7.49
YUGOSLAVIA	1,128	591	-47.61	868	3,242	273.50
ALBANIA	0	247	-	0	430	-
AZERBAIJAN	4,192	0	-100.00	16,179	0	-100.00
KAZAKHSTAN	300	2	-99.33	600	37	-93.83
KYRGYZSTAN	58,900	80,441	36.57	171,000	263,637	54.17
MOLDOVA, REPUBLIC OF	44	0	-100.00	100	0	-100.00
UKRAINE	134,048	43,755	-67.36	302,096	79,327	-73.74
UZBEKISTAN	780	445	-42.95	20	30	50.00
LITHUANIA	831,571	43,769	-94.74	1,590,444	78,596	-95.06
LATVIA	0	66,665	-	0	171,858	-
ESTONIA	53,339	4,112	-92.29	161,023	27,831	-82.72
CROATIA	3,231	29,429	810.83	19,769	71,845	263.42
MALTA	9,275	109	-98.82	28,038	1,786	-93.63
SLOVAKIA	646	1,202	86.07	4,595	7,257	57.93
SLOVENIA	135,584	237,694	75.31	266,954	548,089	105.31
CZECH REPUBLIC	105,462	143,966	36.51	241,890	297,326	22.92
RUSSIA FEDERATION	1,081,586	670,448	-38.01	5,394,880	1,606,994	-70.21
<b>-BARANG DARI KARET</b>	<b>153,238,929</b>	<b>124,758,910</b>	<b>-18.59</b>	<b>485,447,863</b>	<b>434,382,224</b>	<b>-10.52</b>
JAPAN	25,323,315	20,598,540	-18.66	82,108,213	89,125,114	8.55
HONG KONG	1,087,944	1,261,445	15.95	5,100,921	5,271,645	3.35
KOREA, DEMOCRATIC PEOPLE'S	0	10,780	-	0	54,978	-
KOREA, REPUBLIC OF	1,747,662	1,420,206	-18.74	2,853,775	2,590,916	-9.21
TAIWAN	1,775,343	1,013,231	-42.93	5,800,476	3,052,116	-47.38
CHINA	1,345,929	3,461,985	157.22	5,930,529	7,772,620	31.06
PAPUA NEW GUINEA	566,784	453,041	-20.07	1,695,912	1,561,717	-7.91
THAILAND	3,466,057	1,663,115	-52.02	12,333,778	6,293,941	-48.97
SINGAPORE	1,995,779	1,733,499	-13.14	19,066,807	13,370,039	-29.88
PHILIPPINES	4,303,069	4,307,312	0.10	8,205,644	10,041,427	22.37
MALAYSIA	6,469,396	7,078,721	9.42	16,575,560	16,075,958	-3.01
MYANMAR (FORM. BURMA)	214,937	146,159	-32.00	573,647	451,063	-21.37
CAMBODIA	183,297	81,642	-55.46	568,898	309,999	-45.51
BRUNEI DARUSSALAM	188,557	129,990	-31.06	460,074	394,534	-14.25
LAO PEOPLE'S DEMOCRATIC RE	7,945	11,947	50.37	24,882	44,284	77.98
VIET NAM	2,051,063	781,541	-61.90	7,711,918	2,601,039	-66.27
MALDIVES	1,016	11,762	1,057.68	2,088	20,761	894.30
INDIA	610,291	341,156	-44.10	1,487,240	1,029,393	-30.79
PAKISTAN	998,615	849,468	-14.94	2,460,432	1,752,144	-28.79
BANGLADESH	759,088	663,264	-12.62	1,582,047	1,493,394	-5.60
SRI LANKA	554,793	517,104	-6.79	1,420,141	1,380,812	-2.77
AFGHANISTAN	0	40,387	-	0	114,902	-
IRAQ	0	94,621	-	0	302,909	-
IRAN (ISLAMIC REPUBLIC OF)	622,986	635,696	2.04	1,889,001	1,947,163	3.08
SAUDI ARABIA	6,030,203	6,354,057	5.37	16,836,632	20,520,855	21.88
ISRAEL	408,327	521,970	27.83	1,185,188	1,476,073	24.54
KUWAIT	87,648	112,996	28.92	273,069	347,139	27.13
JORDAN	580,012	263,297	-54.60	1,346,381	728,203	-45.91
LEBANON	422,134	763,175	80.79	1,260,643	2,623,058	108.07
YEMEN	913,173	730,067	-20.05	2,657,464	2,324,881	-12.52
OMAN	452,625	137,939	-69.52	1,299,206	439,223	-66.19
SYRIA ARAB REPUBLIC	392,875	517,703	31.77	1,094,155	1,370,551	25.26
TURKEY	1,876,270	1,061,419	-43.43	5,417,891	3,174,118	-41.41
UNITED ARAB EMIRATES	7,206,536	6,280,037	-12.86	20,897,888	18,776,552	-10.15
QATAR	163,916	197,685	20.60	526,474	718,353	36.45
BAHRAIN	52,856	0	-100.00	166,686	0	-100.00
CYPRUS	59,907	33,890	-43.43	167,864	121,069	-27.88
EGYPT	3,869,093	974,758	-74.81	9,956,070	2,651,809	-73.36
LIBYAN ARAB JAMAHIRIYA	735,284	662,495	-9.90	2,146,254	2,154,716	0.39
MOROCCO	130,273	96,027	-26.29	388,940	327,768	-15.73
TUNISIA	115,642	99,354	-14.08	249,795	148,120	-40.70
ALGERIA	94,756	191,098	101.67	283,812	594,627	109.51
SUDAN	266,293	95,291	-64.22	806,103	334,945	-58.45
MADAGASCAR	454	0	-100.00	250	0	-100.00

TABEL 5. PERKEMBANGAN EKSPOR INDONESIA MENURUT KOMODITI DAN NEGARA TUJUAN

JENIS BARANG	BERAT BERSIH (KG)		PERUB	NILAI FOB (US \$)		PERUB
	JAN-APR 2008	JAN-APR 2009	%	JAN-APR 2008	JAN-APR 2009	%
(1)	(2)	(3)	(4)	(5)	(6)	(7)
KENYA	74,132	103,500	39.62	190,313	253,682	33.30
REUNION	10,453	13,492	29.07	38,939	57,004	46.39
TOGO	0	4,937	-	0	15,112	-
GHANA	110,468	158,878	43.82	242,372	382,324	57.74
ANGOLA	24,809	0	-100.00	86,521	0	-100.00
CAMEROON	5,195	6,107	17.56	17,793	19,156	7.66
NIGERIA	890,700	443,818	-50.17	2,668,015	1,290,373	-51.64
COTE D'IVOIRE	31,060	27,952	-10.01	96,745	82,331	-14.90
SENEGAL	9,802	37,772	285.35	29,466	127,725	333.47
BENIN	36	0	-100.00	352	0	-100.00
UGANDA	65,029	33,800	-48.02	136,011	50,926	-62.56
DJIBOUTI	100,719	10,883	-89.19	316,428	28,590	-90.96
SAO TOME AND PRINCIPE	0	507	-	0	180	-
SOUTH AFRICA	1,843,980	967,031	-47.56	5,393,411	2,680,788	-50.30
ZIMBABWE	115,710	0	-100.00	314,650	0	-100.00
MAURITIUS	161,896	85,394	-47.25	441,763	257,705	-41.66
AUSTRALIA	3,287,734	3,359,631	2.19	10,415,309	11,514,617	10.55
NEW ZEALAND	909,579	720,613	-20.78	2,963,110	2,500,022	-15.63
NEW CALEDONIA	3,892	11,692	200.41	11,107	41,867	276.94
VANUATU	10,296	4,565	-55.66	30,150	17,036	-43.50
COOK ISLANDS	0	35	-	0	384	-
FIJI	68,707	58,526	-14.82	207,045	197,983	-4.38
SAMOA	22,157	0	-100.00	94,239	0	-100.00
SOLOMON ISLANDS	0	216	-	0	790	-
EAST TIMOR	196,924	82,853	-57.93	289,478	149,784	-48.26
UNITED STATES	32,809,687	22,426,073	-31.65	104,775,584	83,671,590	-20.14
CANADA	1,413,771	1,137,168	-19.56	3,797,819	4,173,994	9.91
MEXICO	601,882	554,383	-7.89	1,469,790	1,408,111	-4.20
GUATEMALA	113,459	25,394	-77.62	289,979	73,679	-74.59
HONDURAS	133,433	26,344	-80.26	346,061	83,525	-75.86
PANAMA	87,236	215,800	147.37	263,853	664,006	151.66
SURINAME	19,936	32,315	62.09	64,980	76,128	17.16
CHILE	50,595	68,221	34.84	143,178	164,478	14.88
VENEZUELA	46,823	123,801	164.40	225,250	518,034	129.98
ARGENTINA	522,541	343,311	-34.30	1,342,209	747,532	-44.31
BRAZIL	422,706	623,320	47.46	1,430,591	1,846,737	29.09
COLOMBIA	580,572	599,195	3.21	1,647,960	1,411,938	-14.32
BOLIVIA	30,880	28,888	-6.45	99,580	109,200	9.66
URUGUAY	27,187	15,301	-43.72	102,841	51,090	-50.32
PARAGUAY	71,459	11,190	-84.34	202,939	40,705	-79.94
ECUADOR	15,010	59,044	293.36	46,584	202,319	334.31
PERU	486,706	170,792	-64.91	929,615	410,604	-55.83
TRINIDAD AND TOBAGO	47,687	37,698	-20.95	165,682	105,166	-36.53
JAMAICA	197,334	136,042	-31.06	544,555	439,565	-19.28
PUERTO RICO	53,042	197,412	272.18	217,990	559,209	156.53
DOMINICAN REPUBLIC	115,119	91,028	-20.93	260,959	216,952	-16.86
EL SALVADOR	15,215	87,160	472.86	42,863	203,975	375.88
COSTA RICA	164,546	108,371	-34.14	459,450	333,640	-27.38
HAITI	0	4,734	-	0	14,886	-
BARBADOS	20,018	19,832	-0.93	67,063	65,250	-2.70
ARUBA	12,752	0	-100.00	33,601	0	-100.00
DOMINICA	45,341	9,969	-78.01	118,671	27,991	-76.41
FRENCH POLYNESIA	10,297	1	-99.99	34,916	2	-99.99
NETHERLANDS ANTILLES	20,401	0	-100.00	37,772	0	-100.00
GUADELOUPE	95	0	-100.00	245	0	-100.00
UNITED KINGDOM	5,434,636	5,080,210	-6.52	16,149,821	14,944,143	-7.47
NETHERLANDS	3,126,689	3,466,729	10.88	9,049,093	10,199,322	12.71
FRANCE	1,602,763	1,167,687	-27.15	4,928,852	3,694,816	-25.04
GERMANY, FED. REP. OF	5,241,153	5,779,082	10.26	23,610,402	30,440,238	28.93
AUSTRIA	40,056	337	-99.16	159,217	30,081	-81.11
BELGIUM	3,235,725	2,489,301	-23.07	10,171,398	7,843,928	-22.88
SWITZERLAND	62,817	98,025	56.05	206,801	463,703	124.23
LUXEMBOURG	1,207	1,644	36.21	3,400	3,527	3.74
DENMARK	780,426	300,731	-61.47	2,001,814	779,536	-61.06
NORWAY	366,937	28,645	-92.19	1,112,247	127,528	-88.53
SWEDEN	347,883	366,686	5.40	1,172,710	1,489,705	27.03
FINLAND	908,943	224,571	-75.29	2,767,705	1,422,687	-48.60
IRELAND	390,205	405,144	3.83	1,089,162	1,168,260	7.26
ITALY	4,066,994	3,370,872	-17.12	12,687,869	10,416,564	-17.90
SPAIN	948,311	971,607	2.46	3,381,443	3,308,440	-2.16
PORTUGAL	318,039	318,406	0.12	1,198,287	1,217,764	1.63
ICELAND	0	10,692	-	0	39,051	-
GREECE	467,173	369,461	-20.92	1,660,695	1,307,651	-21.26
HUNGARY	93,481	11,548	-87.65	406,872	34,035	-91.63
POLAND	465,601	123,843	-73.40	1,943,766	493,428	-74.61
ROMANIA	43,531	19,176	-55.95	159,133	78,152	-50.89
BULGARIA	12,122	22,629	86.68	38,114	82,072	115.33
ALBANIA	0	12,183	-	0	39,276	-

TABEL 5. PERKEMBANGAN EKSPOR INDONESIA MENURUT KOMODITI DAN NEGARA TUJUAN

JENIS BARANG	BERAT BERSIH (KG)		PERUB	NILAI FOB (US \$)		PERUB
	JAN-APR 2008	JAN-APR 2009	%	JAN-APR 2008	JAN-APR 2009	%
(1)	(2)	(3)	(4)	(5)	(6)	(7)
ARMENIA	84,332	0	-100.00	281,646	0	-100.00
AZERBAIJAN	9,593	9,504	-0.93	28,643	39,814	39.00
KAZAKHSTAN	9,480	0	-100.00	26,899	0	-100.00
MOLDOVA, REPUBLIC OF	11,023	0	-100.00	34,984	0	-100.00
TURKMENISTAN	23,018	0	-100.00	69,215	0	-100.00
UKRAINE	69,755	9,629	-86.20	182,840	27,450	-84.99
LITHUANIA	187,666	104,397	-44.37	616,532	351,501	-42.99
LATVIA	182,980	66,509	-63.65	511,978	203,654	-60.22
ESTONIA	62,253	0	-100.00	234,095	0	-100.00
GEORGIA	120,516	0	-100.00	364,370	0	-100.00
CROATIA	53,199	49,758	-6.47	177,297	170,245	-3.98
MALTA	11,057	5,551	-49.80	33,352	12,893	-61.34
SLOVAKIA	97	2,421	2,395.88	2,807	35,191	1,153.69
SLOVENIA	75,833	87,670	15.61	225,302	319,496	41.81
CZECH REPUBLIC	61,701	45,519	-26.23	318,651	219,029	-31.26
RUSSIA FEDERATION	110,583	53,884	-51.27	481,906	205,431	-57.37
<b>-SHEET</b>	<b>69,513,813</b>	<b>24,142,125</b>	<b>-65.27</b>	<b>175,167,851</b>	<b>34,791,325</b>	<b>-80.14</b>
JAPAN	18,343,107	1,703,868	-90.71	46,122,943	2,570,332	-94.43
HONG KONG	0	355,008	-	0	476,610	-
KOREA, REPUBLIC OF	1,902,057	242,400	-87.26	4,743,648	355,376	-92.51
TAIWAN	861,318	1,197,303	39.01	2,188,528	1,631,430	-25.46
CHINA	7,095,337	8,737,871	23.15	17,595,342	11,782,678	-33.04
SINGAPORE	3,505,885	1,521,545	-56.60	8,972,582	2,067,833	-76.95
PHILIPPINES	756,563	0	-100.00	1,945,762	0	-100.00
MALAYSIA	262,080	74,718	-71.49	614,973	131,405	-78.63
VIET NAM	373,536	1,676,284	348.76	892,548	2,004,572	124.59
INDIA	967,069	1,398,078	44.57	2,327,665	1,960,878	-15.76
PAKISTAN	13,440	60,480	350.00	38,371	65,621	71.02
TURKEY	892,797	196,546	-77.99	2,318,222	340,345	-85.32
EGYPT	907,200	0	-100.00	2,315,668	0	-100.00
ALGERIA	68,040	40,320	-40.74	178,945	47,174	-73.64
SOUTH AFRICA	2,075,520	57,600	-97.22	5,113,216	86,256	-98.31
AUSTRALIA	322,560	0	-100.00	802,419	0	-100.00
UNITED STATES	6,521,507	3,012,491	-53.81	16,414,682	5,040,301	-69.29
CANADA	2,273,878	280,319	-87.67	5,794,285	520,162	-91.02
MEXICO	705,600	20,160	-97.14	1,813,694	59,875	-96.70
CHILE	59,520	40,320	-32.26	150,461	47,174	-68.65
VENEZUELA	645,120	0	-100.00	1,588,607	0	-100.00
ARGENTINA	240,065	95,238	-60.33	635,364	128,474	-79.78
BRAZIL	2,561,525	134,397	-94.75	6,542,806	203,856	-96.88
COLOMBIA	557,760	2,400	-99.57	1,435,510	3,480	-99.76
COSTA RICA	60,480	0	-100.00	142,733	0	-100.00
UNITED KINGDOM	604,801	0	-100.00	1,445,310	0	-100.00
NETHERLANDS	2,456,640	158,520	-93.55	6,313,549	279,759	-95.57
FRANCE	553,740	505,497	-8.71	1,418,419	728,628	-48.63
GERMANY, FED. REP. OF	2,343,070	453,120	-80.66	5,946,285	811,817	-86.35
AUSTRIA	0	2	-	0	37	-
BELGIUM	4,186,558	307,198	-92.66	10,598,053	484,590	-95.43
LUXEMBOURG	57,599	0	-100.00	161,448	0	-100.00
ITALY	656,460	181,800	-72.31	1,630,503	263,508	-83.84
SPAIN	2,474,280	671,214	-72.87	6,327,915	975,637	-84.58
GREECE	0	40,320	-	0	54,230	-
POLAND	1,890,016	243,900	-87.10	4,818,286	379,678	-92.12
ROMANIA	463,680	0	-100.00	1,169,179	0	-100.00
BULGARIA	45,360	0	-100.00	120,658	0	-100.00
BELARUS	0	73,224	-	0	102,422	-
UKRAINE	642,562	40,320	-93.73	1,571,165	122,170	-92.22
LITHUANIA	0	109,836	-	0	160,727	-
SLOVENIA	244,134	19,200	-92.14	608,639	27,840	-95.43
RUSSIA FEDERATION	922,949	490,628	-46.84	2,349,468	876,450	-62.70
<b>-CRUMB RUBBER</b>	<b>730,579,856</b>	<b>572,621,716</b>	<b>-21.62</b>	<b>1,816,409,577</b>	<b>776,550,502</b>	<b>-57.25</b>
JAPAN	113,840,183	80,923,028	-28.92	285,022,575	107,296,168	-62.36
HONG KONG	100,800	564,479	460.00	243,432	731,532	200.51
KOREA, REPUBLIC OF	31,570,264	33,195,959	5.15	79,509,114	44,181,987	-44.43
TAIWAN	6,814,073	3,935,469	-42.24	17,083,435	5,243,559	-69.31
CHINA	111,085,933	177,927,708	60.17	276,573,033	235,235,187	-14.95
SINGAPORE	56,196,207	26,167,815	-53.43	136,451,422	33,475,261	-75.47
PHILIPPINES	705,600	1,512,000	114.29	1,757,933	1,948,464	10.84
MALAYSIA	504,000	8,388,548	1,564.39	1,064,438	10,639,844	899.57
VIET NAM	1,310,397	8,280,009	531.87	3,339,396	10,579,918	216.82
INDIA	9,011,118	13,970,976	55.04	22,753,736	18,535,876	-18.54
PAKISTAN	907,197	1,209,596	33.33	2,269,427	1,522,109	-32.93
SRI LANKA	0	423,360	-	0	713,783	-
IRAN (ISLAMIC REPUBLIC OF)	2,842,555	1,511,998	-46.81	6,866,755	2,120,901	-69.11
ISRAEL	60,480	161,280	166.67	163,844	214,362	30.83
TURKEY	15,965,913	6,491,516	-59.34	40,225,688	9,256,882	-76.99

TABEL 5. PERKEMBANGAN EKSPOR INDONESIA MENURUT KOMODITI DAN NEGARA TUJUAN

JENIS BARANG	BERAT BERSIH (KG)		PERUB	NILAI FOB (US \$)		PERUB
	JAN-APR 2008	JAN-APR 2009	%	JAN-APR 2008	JAN-APR 2009	%
(1)	(2)	(3)	(4)	(5)	(6)	(7)
UNITED ARAB EMIRATES	0	403,200	-	0	491,061	-
EGYPT	362,880	1,774,080	388.89	975,831	2,334,757	139.26
ALGERIA	110,880	0	-100.00	284,509	0	-100.00
ETHIOPIA	181,440	0	-100.00	424,336	0	-100.00
KENYA	403,199	342,720	-15.00	929,175	474,534	-48.93
DJIBOUTI	161,280	0	-100.00	381,798	0	-100.00
SOUTH AFRICA	8,545,917	7,645,686	-10.53	21,447,972	10,891,343	-49.22
AUSTRALIA	5,705,272	2,943,359	-48.41	14,067,877	3,770,486	-73.20
NEW ZEALAND	564,480	80,640	-85.71	1,431,745	105,050	-92.66
EAST TIMOR	0	189,000	-	0	239,558	-
UNITED STATES	200,843,440	109,361,846	-45.55	494,010,782	159,092,253	-67.80
CANADA	17,752,567	12,402,810	-30.14	44,045,325	17,722,313	-59.76
MEXICO	7,968,800	2,419,200	-69.64	20,110,461	3,301,050	-83.59
PANAMA	0	100,800	-	0	138,096	-
CHILE	1,048,317	0	-100.00	2,640,823	0	-100.00
VENEZUELA	1,859,760	2,139,809	15.06	4,578,460	2,855,604	-37.63
ARGENTINA	6,375,180	6,407,519	0.51	15,818,606	8,809,136	-44.31
BRAZIL	18,017,193	6,603,240	-63.35	44,758,146	8,863,077	-80.20
COLOMBIA	4,964,399	3,122,277	-37.11	12,679,370	4,574,165	-63.92
ECUADOR	2,096,640	1,794,240	-14.42	5,231,753	2,592,424	-50.45
COSTA RICA	665,279	483,840	-27.27	1,569,590	630,395	-59.84
UNITED KINGDOM	4,387,319	2,766,958	-36.93	10,873,781	3,928,854	-63.87
NETHERLANDS	8,507,337	6,402,669	-24.74	21,577,170	8,542,393	-60.41
FRANCE	20,865,219	3,616,195	-82.67	52,532,713	4,953,113	-90.57
GERMANY, FED. REP. OF	18,825,618	9,152,639	-51.38	48,654,838	12,711,799	-73.87
AUSTRIA	181,440	0	-100.00	375,780	0	-100.00
BELGIUM	6,805,000	4,193,279	-38.38	17,163,666	5,440,748	-68.30
LUXEMBOURG	967,680	1,350,720	39.58	2,593,636	1,685,780	-35.00
NORWAY	96,000	0	-100.00	250,464	0	-100.00
SWEDEN	80,840	100,800	24.69	214,259	138,469	-35.37
FINLAND	60,480	80,640	33.33	147,837	103,348	-30.09
IRELAND	280,980	0	-100.00	714,212	0	-100.00
ITALY	6,582,239	1,831,620	-72.17	16,506,364	2,752,278	-83.33
SPAIN	11,402,998	5,638,490	-50.55	28,514,002	7,820,734	-72.57
GREECE	771,120	0	-100.00	1,952,499	0	-100.00
HUNGARY	864,360	2,257,920	161.22	2,073,614	2,910,885	40.38
POLAND	9,411,601	2,555,280	-72.85	23,385,273	3,473,324	-85.15
ROMANIA	5,551,557	1,617,840	-70.86	13,939,530	2,250,038	-83.86
BULGARIA	0	861,840	-	0	1,117,353	-
YUGOSLAVIA	45,360	0	-100.00	123,096	0	-100.00
UKRAINE	2,195,586	0	-100.00	5,486,420	0	-100.00
LITHUANIA	0	4,878,719	-	0	6,697,598	-
SLOVENIA	3,623,759	2,257,920	-37.69	9,255,734	3,173,382	-65.71
CZECH REPUBLIC	80,640	0	-100.00	204,298	0	-100.00
RUSSIA FEDERATION	451,080	180,180	-60.06	1,159,604	269,271	-76.78
<b>-CREPE</b>	<b>10,333,852</b>	<b>11,587,086</b>	<b>12.13</b>	<b>25,321,332</b>	<b>16,663,246</b>	<b>-34.19</b>
JAPAN	308,879	269,760	-12.66	789,984	388,063	-50.88
KOREA, REPUBLIC OF	30,240	17,640	-41.67	78,036	21,263	-72.75
TAIWAN	0	100,800	-	0	146,967	-
CHINA	1,512,000	1,247,036	-17.52	3,504,311	1,688,085	-51.83
SINGAPORE	0	100,800	-	0	139,104	-
PHILIPPINES	0	20,160	-	0	23,392	-
MALAYSIA	364,879	665,180	82.30	907,821	905,453	-0.26
VIET NAM	539,519	2,026,559	275.62	1,345,528	2,895,921	115.23
INDIA	524,160	60,480	-88.46	1,302,183	86,940	-93.32
PAKISTAN	0	100,800	-	0	117,428	-
ISRAEL	221,760	0	-100.00	574,761	0	-100.00
TURKEY	20,160	120,959	500.00	55,440	152,371	174.84
SOUTH AFRICA	0	20,160	-	0	27,000	-
MAURITIUS	443	0	-100.00	1,200	0	-100.00
AUSTRALIA	0	60,480	-	0	85,334	-
UNITED STATES	4,233,237	3,853,072	-8.98	10,436,661	5,542,230	-46.90
CANADA	1,128,960	806,400	-28.57	2,798,322	1,200,793	-57.09
MEXICO	80,639	80,640	0.00	211,534	139,557	-34.03
ARGENTINA	60,480	161,280	166.67	153,619	225,011	46.47
BRAZIL	522,240	60,480	-88.42	1,300,617	86,940	-93.32
PERU	20,160	0	-100.00	54,432	0	-100.00
UNITED KINGDOM	20,160	0	-100.00	53,424	0	-100.00
FRANCE	60,496	161,280	166.60	139,632	245,535	75.84
SWEDEN	0	40,320	-	0	55,843	-
ITALY	201,600	1,431,360	610.00	469,455	2,228,292	374.66
SPAIN	20,160	161,280	700.00	45,360	231,706	410.82
PORTUGAL	60,480	0	-100.00	151,010	0	-100.00
GREECE	0	20,160	-	0	30,018	-
YUGOSLAVIA	181,440	0	-100.00	428,702	0	-100.00
UKRAINE	221,760	0	-100.00	519,300	0	-100.00

TABEL 5. PERKEMBANGAN EKSPOR INDONESIA MENURUT KOMODITI DAN NEGARA TUJUAN

JENIS BARANG	BERAT BERSIH (KG)		PERUB	NILAI FOB (US \$)		PERUB
	JAN-APR 2008	JAN-APR 2009	%	JAN-APR 2008	JAN-APR 2009	%
(1)	(2)	(3)	(4)	(5)	(6)	(7)
<b>-BUNGKIL KELAPA</b>	<b>84,098,017</b>	<b>41,582,500</b>	<b>-50.55</b>	<b>10,913,598</b>	<b>6,277,821</b>	<b>-42.48</b>
JAPAN	93,788	444,800	374.26	14,161	73,541	419.32
KOREA, REPUBLIC OF	57,898,845	23,875,500	-58.76	7,229,046	3,478,013	-51.89
TAIWAN	1,185,512	735,050	-38.00	208,501	146,889	-29.55
CHINA	60,000	103,460	72.43	9,747	28,189	189.21
SINGAPORE	1,837,227	650,203	-64.61	342,672	269,419	-21.38
MALAYSIA	0	1	-	0	2	-
VIET NAM	16,702,640	6,999,999	-58.09	1,971,569	739,500	-62.49
SAUDI ARABIA	0	4,250	-	0	3,500	-
UNITED ARAB EMIRATES	0	1	-	0	3	-
AUSTRALIA	37,600	36,960	-1.70	5,828	7,045	20.88
UNITED STATES	0	76,094	-	0	41,851	-
UNITED KINGDOM	0	17,360	-	0	4,348	-
NETHERLANDS	6,282,405	8,638,822	37.51	1,132,074	1,485,521	31.22
<b>-DEDAK/BEKATUL</b>	<b>135,837,297</b>	<b>93,656,799</b>	<b>-31.05</b>	<b>20,695,389</b>	<b>12,082,959</b>	<b>-41.62</b>
JAPAN	17,853,790	21,391,149	19.81	2,700,656	2,753,391	1.95
HONG KONG	26	0	-100.00	90	0	-100.00
KOREA, REPUBLIC OF	103,575,203	5,717,000	-94.48	15,743,582	690,665	-95.61
TAIWAN	30,000	23,920	-20.27	3,900	1,665	-57.31
PHILIPPINES	0	23,925,000	-	0	3,069,825	-
VIET NAM	14,378,275	42,599,730	196.28	2,247,160	5,567,413	147.75
UNITED STATES	3	0	-100.00	1	0	-100.00
<b>-LAINNYA</b>	<b>887,964,350</b>	<b>804,307,884</b>	<b>-9.42</b>	<b>126,045,679</b>	<b>53,436,170</b>	<b>-57.61</b>
JAPAN	7,898,681	7,031,312	-10.98	2,205,678	1,992,328	-9.67
HONG KONG	1	0	-100.00	5	0	-100.00
KOREA, REPUBLIC OF	137,715,796	94,477,623	-31.40	18,488,581	7,897,116	-57.29
TAIWAN	831,540	227,730	-72.61	232,232	113,064	-51.31
CHINA	3,410,785	12,272,021	259.80	357,879	784,027	119.08
THAILAND	9,019,995	26,438,498	193.11	1,859,787	2,230,128	19.91
SINGAPORE	1,011,021	21,376,107	2,014.31	459,324	1,066,726	132.24
PHILIPPINES	0	32,882,839	-	0	1,608,271	-
MALAYSIA	2,709,640	2,307,186	-14.85	357,568	1,461,076	308.61
MYANMAR (FORM. BURMA)	34,000	0	-100.00	13,666	0	-100.00
BRUNEI DARUSSALAM	477	38,995	8,075.05	326	36,019	10,948.77
VIET NAM	26,344,179	61,326,059	132.79	3,483,733	5,273,559	51.38
INDIA	652,900	1,052,741	61.24	257,167	184,650	-28.20
PAKISTAN	183,049	0	-100.00	59,860	0	-100.00
BANGLADESH	121,000	215,000	77.69	48,281	50,515	4.63
SRI LANKA	0	502,000	-	0	570,288	-
IRAQ	125	0	-100.00	1	0	-100.00
SAUDI ARABIA	0	1,120	-	0	804	-
LEBANON	34,500	0	-100.00	38,631	0	-100.00
GHANA	200,360	0	-100.00	92,962	0	-100.00
NIGERIA	220,000	200,000	-9.09	116,900	118,000	0.94
SOUTH AFRICA	129,999	9,000,000	6,823.13	188,135	468,860	149.21
AUSTRALIA	30,751,697	24,100,533	-21.63	4,778,964	1,995,408	-58.25
NEW ZEALAND	214,986,391	118,611,879	-44.83	28,853,553	5,059,029	-82.47
EAST TIMOR	0	167	-	0	116	-
UNITED STATES	2,607	3,200	22.75	40,787	55,218	35.38
UNITED KINGDOM	26,000	18,000	-30.77	34,380	702	-97.96
NETHERLANDS	341,641,258	310,560,872	-9.10	48,850,982	18,138,002	-62.87
FRANCE	0	816,000	-	0	161,240	-
GERMANY, FED. REP. OF	109,938,349	26,248,002	-76.12	15,175,922	1,420,024	-90.64
ITALY	0	54,600,000	-	0	2,751,000	-
UKRAINE	100,000	0	-100.00	50,375	0	-100.00
<b>-MINYAK ATSIRI LAINNYA</b>	<b>1,366,732</b>	<b>1,210,810</b>	<b>-11.41</b>	<b>49,508,661</b>	<b>26,226,635</b>	<b>-47.03</b>
JAPAN	34,354	27,009	-21.38	754,196	505,288	-33.00
HONG KONG	9,398	8,246	-12.26	55,193	45,158	-18.18
KOREA, REPUBLIC OF	25,466	6,719	-73.62	35,703	25,958	-27.29
TAIWAN	0	275	-	0	8,015	-
CHINA	78,331	17,138	-78.12	1,021,767	261,252	-74.43
THAILAND	6,493	2,141	-67.03	31,269	37,978	21.46
SINGAPORE	349,544	317,340	-9.21	14,743,091	5,767,063	-60.88
PHILIPPINES	1,465	2,061	40.68	25,579	31,737	24.07
MALAYSIA	3,615	552	-84.73	26,902	19,444	-27.72
VIET NAM	0	44	-	0	2,703	-
MALDIVES	229	581	153.71	729	15,073	1,967.63
INDIA	102,228	170,031	66.33	1,752,396	2,840,287	62.08
PAKISTAN	5,000	17,695	253.90	23,000	500,920	2,077.91
SRI LANKA	321	21	-93.46	5,600	1,932	-65.50
SAUDI ARABIA	100	0	-100.00	500	0	-100.00
TURKEY	7,020	19,440	176.92	69,800	200,256	186.90
UNITED ARAB EMIRATES	15,900	47,546	199.03	1,440,320	1,388,834	-3.57
EGYPT	0	200	-	0	7,200	-
BENIN	1,725	0	-100.00	11,250	0	-100.00

TABEL 5. PERKEMBANGAN EKSPOR INDONESIA MENURUT KOMODITI DAN NEGARA TUJUAN

JENIS BARANG	BERAT BERSIH (KG)		PERUB	NILAI FOB (US \$)		PERUB
	JAN-APR 2008	JAN-APR 2009	%	JAN-APR 2008	JAN-APR 2009	%
(1)	(2)	(3)	(4)	(5)	(6)	(7)
SOUTH AFRICA	1,400	1,332	-4.86	10,920	12,740	16.67
AUSTRALIA	1,138	843	-25.92	16,260	11,453	-29.56
NEW ZEALAND	522	150	-71.26	5,816	2,079	-64.25
GUAM	257	0	-100.00	4,212	0	-100.00
UNITED STATES	409,021	203,070	-50.35	11,992,472	4,301,689	-64.13
CANADA	400	2,919	629.75	2,450	39,195	1,499.80
MEXICO	109	27,224	24,876.15	925	268,848	28,964.65
ARGENTINA	10	0	-100.00	220	0	-100.00
BRAZIL	8,216	4,924	-40.07	67,325	60,427	-10.25
UNITED KINGDOM	21,815	24,989	14.55	1,469,171	822,699	-44.00
NETHERLANDS	37,570	110,220	193.37	1,958,069	4,221,469	115.59
FRANCE	75,404	99,805	32.36	4,181,788	2,211,279	-47.12
GERMANY, FED. REP. OF	48,102	52,093	8.30	3,054,297	1,656,865	-45.75
SWITZERLAND	75,399	3,277	-95.65	6,250,555	60,832	-99.03
NORWAY	78	0	-100.00	3,261	0	-100.00
IRELAND	49	1	-97.96	525	125	-76.19
ITALY	300	20,225	6,641.67	25,531	258,859	913.90
SPAIN	31,353	22,699	-27.60	442,669	638,978	44.35
ROMANIA	14,400	0	-100.00	24,900	0	-100.00
<b>-WANGI-WANGIAN DARI MINYAK</b>	<b>21,543,917</b>	<b>20,349,026</b>	<b>-5.55</b>	<b>76,053,650</b>	<b>76,853,217</b>	<b>1.05</b>
JAPAN	934,001	855,934	-8.36	3,987,764	4,284,900	7.45
HONG KONG	625,833	601,220	-3.93	6,011,123	7,155,800	19.04
KOREA, DEMOCRATIC PEOPLE'S	0	1,513	-	0	1,675	-
KOREA, REPUBLIC OF	97,748	68,844	-29.57	637,029	580,963	-8.80
TAIWAN	1,535,947	1,457,137	-5.13	1,749,132	1,521,757	-13.00
CHINA	328,490	181,564	-44.73	711,981	817,705	14.85
MONGOLIA	15,481	0	-100.00	37,625	0	-100.00
MACAU	375	0	-100.00	5,462	0	-100.00
PAPUA NEW GUINEA	129,460	98,206	-24.14	316,633	332,769	5.10
THAILAND	2,102,934	2,190,990	4.19	11,456,569	12,467,558	8.82
SINGAPORE	1,025,009	1,067,876	4.18	5,779,972	6,117,882	5.85
PHILIPPINES	1,062,028	1,943,362	82.99	6,551,074	8,201,262	25.19
MALAYSIA	3,427,076	3,100,699	-9.52	9,579,320	9,792,444	2.22
MYANMAR (FORM. BURMA)	59,411	26,365	-55.62	516,584	225,282	-56.39
CAMBODIA	699	0	-100.00	7,320	0	-100.00
BRUNEI DARUSSALAM	160,441	170,279	6.13	653,484	742,492	13.62
NEPAL	14,979	0	-100.00	16,000	0	-100.00
VIET NAM	391,813	369,854	-5.60	3,250,369	3,017,574	-7.16
MALDIVES	202,285	143,831	-28.90	343,496	295,020	-14.11
INDIA	520,054	569,745	9.55	1,681,211	1,433,227	-14.75
PAKISTAN	284,678	287,332	0.93	875,771	1,188,286	35.68
BANGLADESH	19,253	48,763	153.27	37,500	143,849	283.60
SRI LANKA	44,280	32,276	-27.11	90,384	99,803	10.42
IRAQ	9,430	0	-100.00	21,916	0	-100.00
IRAN (ISLAMIC REPUBLIC OF)	90,674	78,763	-13.14	253,048	223,938	-11.50
SAUDI ARABIA	150,768	421,565	179.61	398,026	565,314	42.03
KUWAIT	500	3,094	518.80	12,449	27,785	123.19
JORDAN	14,021	32,568	132.28	40,510	83,842	106.97
LEBANON	12,233	6,468	-47.13	44,790	17,206	-61.59
YEMEN	272,729	362,360	32.86	608,728	745,990	22.55
OMAN	0	3	-	0	44	-
SYRIA ARAB REPUBLIC	5	0	-100.00	16	0	-100.00
TURKEY	0	47	-	0	15	-
UNITED ARAB EMIRATES	4,178,568	2,904,944	-30.48	11,886,278	8,825,961	-25.75
QATAR	1,030	4,191	306.89	18,623	36,710	97.12
CYPRUS	5,242	8,540	62.91	14,148	29,151	106.04
EGYPT	13,036	11,442	-12.23	37,803	63,480	67.92
LIBYAN ARAB JAMAHIRIYA	38,013	99,389	161.46	130,207	329,263	152.88
MOROCCO	0	3,251	-	0	44,262	-
SUDAN	36,630	16,040	-56.21	218,150	50,687	-76.77
NAMIBIA	36,720	25,200	-31.37	61,200	42,193	-31.06
ETHIOPIA	0	19	-	0	10	-
TANZANIA, UNITED REPUBLIC O	266,258	170,138	-36.10	439,115	347,835	-20.79
MADAGASCAR	29,197	41,056	40.62	9,717	11,550	18.86
SOMALIA	0	16,453	-	0	28,641	-
KENYA	445,335	547,340	22.91	846,644	1,063,110	25.57
REUNION	3,966	346	-91.28	10,814	771	-92.87
MOZAMBIQUE	7	0	-100.00	19	0	-100.00
EQUATORIAL GUINEA	0	6,079	-	0	10,054	-
TOGO	0	8,110	-	0	46,535	-
GHANA	167,010	143,995	-13.78	389,699	362,841	-6.89
LIBERIA	0	1,346	-	0	1,596	-
GUINEA	21,691	8,563	-60.52	45,242	2,500	-94.47
ANGOLA	110,160	138,600	25.82	183,600	226,625	23.43
CAMEROON	10,924	0	-100.00	23,202	0	-100.00
NIGERIA	688,980	149,291	-78.33	1,218,471	339,576	-72.13
GABON	0	26,276	-	0	67,383	-

TABEL 5. PERKEMBANGAN EKSPOR INDONESIA MENURUT KOMODITI DAN NEGARA TUJUAN

JENIS BARANG	BERAT BERSIH (KG)		PERUB	NILAI FOB (US \$)		PERUB
	JAN-APR 2008	JAN-APR 2009	%	JAN-APR 2008	JAN-APR 2009	%
(1)	(2)	(3)	(4)	(5)	(6)	(7)
COTE D'IVOIRE	811	0	-100.00	2,037	0	-100.00
SENEGAL	186,832	195,191	4.47	174,606	148,144	-15.16
BENIN	122,080	198,181	62.34	232,199	450,778	94.13
BURKINA FASO	6,361	0	-100.00	11,435	0	-100.00
GAMBIA	0	3,584	-	0	7,987	-
SEYCHELLES	10,755	5,826	-45.83	20,140	19,731	-2.03
UGANDA	359	0	-100.00	978	0	-100.00
DJIBOUTI	135,692	112,800	-16.87	174,572	207,479	18.85
SAO TOME AND PRINCIPE	26,306	0	-100.00	55,503	0	-100.00
SOUTH AFRICA	62,024	41,709	-32.75	209,798	205,216	-2.18
MAURITIUS	52,111	70,728	35.73	141,633	180,007	27.09
AUSTRALIA	164,657	29,200	-82.27	489,560	110,355	-77.46
NEW ZEALAND	2,954	8,606	191.33	23,387	58,980	152.19
GUAM	1,492	745	-50.07	2,072	1,410	-31.95
PALAU	0	259	-	0	5,113	-
NEW CALEDONIA	478	287	-39.96	750	327	-56.40
NORTHERN MARIANA ISLANDS	0	4,409	-	0	11,838	-
VANUATU	38,455	6,665	-82.67	46,632	9,347	-79.96
WALLIS AND FUTUNA ISLANDS	2,256	2,073	-8.11	6,180	5,644	-8.67
AMERICAN SAMOA	282	0	-100.00	1,116	0	-100.00
COOK ISLANDS	0	244	-	0	220	-
FIJI	31,619	36,187	14.45	66,633	96,691	45.11
KIRIBATI	17,994	4,397	-75.56	30,128	17,710	-41.22
SAMOA	11,175	6,492	-41.91	18,062	11,827	-34.52
SOLOMON ISLANDS	24,656	3,388	-86.26	57,996	13,438	-76.83
TONGA	12,391	21,581	74.17	21,589	26,752	23.91
TUVALU	290	0	-100.00	746	0	-100.00
EAST TIMOR	197,544	534,906	170.78	199,391	757,163	279.74
UNITED STATES	100,108	119,787	19.66	300,397	427,012	42.15
CANADA	640	2,932	358.13	1,627	2,176	33.74
MEXICO	633	2,082	228.91	4,920	97,867	1,889.17
PANAMA	23,650	0	-100.00	31,625	0	-100.00
SURINAME	2,873	0	-100.00	16,379	0	-100.00
CHILE	203	0	-100.00	352	0	-100.00
ARGENTINA	0	224	-	0	2,022	-
BRAZIL	0	130	-	0	819	-
TRINIDAD AND TOBAGO	0	2,468	-	0	2,600	-
PUERTO RICO	0	21	-	0	128	-
BELIZE	11,045	5,359	-51.48	41,779	31,238	-25.23
DOMINICAN REPUBLIC	0	53	-	0	66	-
BARBADOS	1,616	1,451	-10.21	2,154	2,418	12.26
ARUBA	324	0	-100.00	9,271	0	-100.00
BERMUDA	0	26	-	0	77	-
FRENCH POLYNESIA	4	39	875.00	15	309	1,960.00
MARTINIQUE	10	422	4,120.00	62	576	829.03
UNITED KINGDOM	276,671	125,255	-54.73	1,187,132	535,978	-54.85
NETHERLANDS	95,140	83,559	-12.17	204,830	199,021	-2.84
FRANCE	102,013	97,093	-4.82	585,978	778,974	32.94
GERMANY, FED. REP. OF	6,260	614	-90.19	18,581	2,782	-85.03
AUSTRIA	95	0	-100.00	5,085	0	-100.00
BELGIUM	12,996	25,185	93.79	24,358	54,400	123.34
SWITZERLAND	401	710	77.06	3,279	10,555	221.90
DENMARK	56	9	-83.93	44	37	-15.91
NORWAY	100	0	-100.00	3,707	0	-100.00
SWEDEN	0	601	-	0	2,845	-
ITALY	96,965	63,334	-34.68	149,180	124,556	-16.51
SPAIN	2,486	4,274	71.92	39,733	58,382	46.94
PORTUGAL	34,068	0	-100.00	36,657	0	-100.00
MONTSERRAT	0	5,929	-	0	8,415	-
GREECE	24,448	24,016	-1.77	59,750	65,018	8.82
DEMOCRATIC REPUBLIC OF THE	21,568	21,018	-2.55	51,423	30,160	-41.35
POLAND	27	0	-100.00	282	0	-100.00
ROMANIA	777	274	-64.74	16,393	7,201	-56.07
BULGARIA	627	358	-42.90	11,551	4,204	-63.60
UKRAINE	663	0	-100.00	1,221	0	-100.00
LITHUANIA	359	0	-100.00	3,887	0	-100.00
ESTONIA	300	0	-100.00	3,094	0	-100.00
CROATIA	2	0	-100.00	8	0	-100.00
MALTA	655	4,956	656.64	1,020	6,768	563.53
SLOVENIA	0	331	-	0	490	-
CZECH REPUBLIC	118	136	15.25	9,606	4,693	-51.15
RUSSIA FEDERATION	31,040	17,655	-43.12	32,909	30,157	-8.36
<b>ROTAN OLAHAN</b>	<b>9,263,261</b>	<b>8,533,824</b>	<b>-7.87</b>	<b>8,635,356</b>	<b>8,640,367</b>	<b>0.06</b>
JAPAN	5,591	26,388	371.97	14,984	37,495	150.23
HONG KONG	426,072	271,227	-36.34	366,859	284,860	-22.35
KOREA, REPUBLIC OF	0	128	-	0	1,352	-
TAIWAN	109,897	143,752	30.81	89,604	74,193	-17.20



TABEL 5. PERKEMBANGAN EKSPOR INDONESIA MENURUT KOMODITI DAN NEGARA TUJUAN

JENIS BARANG	BERAT BERSIH (KG)		PERUB	NILAI FOB (US \$)		PERUB
	JAN-APR 2008	JAN-APR 2009	%	JAN-APR 2008	JAN-APR 2009	%
(1)	(2)	(3)	(4)	(5)	(6)	(7)
CHINA	6,956,646	6,349,105	-8.73	5,812,549	5,801,019	-0.20
THAILAND	169,849	219,957	29.50	152,953	207,358	35.57
SINGAPORE	726,095	651,437	-10.28	749,429	771,514	2.95
MALAYSIA	273,225	290,534	6.34	189,663	329,496	73.73
VIET NAM	0	75	-	0	104	-
INDIA	73,052	124,189	70.00	69,875	121,581	74.00
SRI LANKA	27,898	9,499	-65.95	36,033	15,034	-58.28
IRAQ	30,160	0	-100.00	12,567	0	-100.00
SAUDI ARABIA	71,186	54,622	-23.27	78,604	23,068	-70.65
KUWAIT	3,851	18,771	387.43	2,920	14,900	410.27
JORDAN	12,375	28,942	133.87	14,819	31,786	114.49
LEBANON	0	2,097	-	0	2,750	-
SYRIA ARAB REPUBLIC	0	4,812	-	0	2,391	-
TURKEY	0	31,448	-	0	46,605	-
UNITED ARAB EMIRATES	1,032	651	-36.92	5,137	5,186	0.95
CYPRUS	7,632	5,178	-32.15	25,961	23,332	-10.13
MOROCCO	0	6,299	-	0	16,253	-
SOUTH AFRICA	24,658	29,328	18.94	30,488	30,939	1.48
MAURITIUS	14,714	100	-99.32	5,801	6,688	15.29
VIRGIN ISLANDS (BRITISH)	369	0	-100.00	2,270	0	-100.00
AUSTRALIA	14,102	17,398	23.37	39,082	73,532	88.15
NEW ZEALAND	5,070	11,652	129.82	10,639	25,658	141.17
GUAM	275	86	-68.73	500	933	86.60
NEW CALEDONIA	530	0	-100.00	1,613	0	-100.00
TONGA	236	0	-100.00	179	0	-100.00
EAST TIMOR	165	0	-100.00	29	0	-100.00
UNITED STATES	84,679	22,603	-73.31	302,480	116,451	-61.50
CANADA	1,120	2,309	106.16	2,065	7,945	284.75
CHILE	0	917	-	0	6,590	-
ARGENTINA	936	1,328	41.88	1,668	2,464	47.72
BRAZIL	179	0	-100.00	215	0	-100.00
COLOMBIA	0	1,524	-	0	3,647	-
FRENCH POLYNESIA	68	111	63.24	168	289	72.02
UNITED KINGDOM	13,558	7,008	-48.31	59,845	24,552	-58.97
NETHERLANDS	790	3,076	289.37	1,805	23,911	1,224.71
FRANCE	35,566	20,405	-42.63	98,737	26,423	-73.24
GERMANY, FED. REP. OF	63,976	88,689	38.63	127,487	212,107	66.38
BELGIUM	47,113	365	-99.23	120,528	522	-99.57
SWITZERLAND	481	291	-39.50	3,674	2,592	-29.45
DENMARK	0	169	-	0	466	-
NORWAY	0	99	-	0	1,536	-
SWEDEN	1,237	0	-100.00	10,055	0	-100.00
FINLAND	0	3,913	-	0	169	-
IRELAND	0	306	-	0	744	-
ITALY	3,935	7,477	90.01	21,228	42,681	101.06
SPAIN	24,951	28,306	13.45	90,320	63,826	-29.33
PORTUGAL	604	48	-92.05	1,365	14	-98.97
GREECE	3	160	5,233.33	20	1,243	6,115.00
HUNGARY	0	7	-	0	16	-
UKRAINE	25,455	21,384	-15.99	78,008	79,239	1.58
SLOVAKIA	0	5,824	-	0	16,601	-
CZECH REPUBLIC	3,930	5,328	35.57	3,130	5,134	64.03
RUSSIA FEDERATION	0	14,502	-	0	53,178	-
<b>-MINYAK KELAPA SAWIT</b>	<b>4,236,782,711</b>	<b>4,568,224,252</b>	<b>7.82</b>	<b>4,032,157,457</b>	<b>2,368,709,327</b>	<b>-41.25</b>
JAPAN	406,627	4,189,521	930.31	532,782	3,193,018	499.31
HONG KONG	11,499,000	0	-100.00	10,719,060	0	-100.00
KOREA, REPUBLIC OF	4,498,000	44,475	-99.01	4,081,935	34,496	-99.15
TAIWAN	204,310	126,572	-38.05	265,443	92,816	-65.03
CHINA	716,961,991	688,555,623	-3.96	682,768,649	334,360,761	-51.03
PAPUA NEW GUINEA	1,074,283	864,018	-19.57	1,394,357	779,164	-44.12
THAILAND	19,193,000	1,921,390	-89.99	19,336,795	822,223	-95.75
SINGAPORE	182,896,882	186,955,066	2.22	169,875,596	89,359,890	-47.40
PHILIPPINES	7,664,054	5,127,678	-33.09	8,676,395	6,254,568	-27.91
MALAYSIA	304,726,958	159,614,342	-47.62	297,852,453	77,061,753	-74.13
MYANMAR (FORM. BURMA)	39,948,447	39,448,779	-1.25	40,816,355	21,185,567	-48.10
CAMBODIA	0	140,230	-	0	96,960	-
BRUNEI DARUSSALAM	476,176	255,356	-46.37	622,858	272,005	-56.33
VIET NAM	85,930,307	73,199,294	-14.82	81,480,096	38,719,682	-52.48
MALDIVES	545,648	317,261	-41.86	804,547	281,106	-65.06
INDIA	1,273,545,679	1,807,315,483	41.91	1,182,595,321	956,500,083	-19.12
PAKISTAN	185,611,775	78,344,531	-57.79	189,464,330	45,345,593	-76.07
BANGLADESH	129,460,594	189,569,194	46.43	131,737,430	111,518,028	-15.35
SRI LANKA	29,786,127	1,500,000	-94.96	25,975,110	690,000	-97.34
AFGHANISTAN	0	1,167,030	-	0	956,801	-
IRAQ	532,170	0	-100.00	659,382	0	-100.00
IRAN (ISLAMIC REPUBLIC OF)	68,912,920	24,901,380	-63.87	64,665,961	14,089,573	-78.21
SAUDI ARABIA	59,846,254	54,873,952	-8.31	58,567,011	33,237,254	-43.25

TABEL 5. PERKEMBANGAN EKSPOR INDONESIA MENURUT KOMODITI DAN NEGARA TUJUAN

JENIS BARANG	BERAT BERSIH (KG)		PERUB	NILAI FOB (US \$)		PERUB
	JAN-APR 2008	JAN-APR 2009	%	JAN-APR 2008	JAN-APR 2009	%
(1)	(2)	(3)	(4)	(5)	(6)	(7)
ISRAEL	75,204	77,760	3.40	100,179	53,849	-46.25
JORDAN	47,115,513	29,581,484	-37.21	49,887,095	16,266,212	-67.39
YEMEN	2,381,531	5,588,019	134.64	2,688,100	3,571,450	32.86
OMAN	2,998,000	0	-100.00	3,072,950	0	-100.00
SYRIA ARAB REPUBLIC	4,000,000	0	-100.00	3,675,000	0	-100.00
TURKEY	37,891,993	5,590,000	-85.25	38,212,900	3,066,130	-91.98
UNITED ARAB EMIRATES	210,061	15,813,870	7,428.23	233,637	9,511,948	3,971.25
BAHRAIN	0	20,120	-	0	14,094	-
EGYPT	105,421,084	123,340,791	17.00	99,593,414	69,131,683	-30.59
TUNISIA	23,002,831	16,499,762	-28.27	23,075,828	9,909,851	-57.06
ALGERIA	23,250,000	14,214,936	-38.86	24,798,750	7,216,933	-70.90
SUDAN	56,052	40,240	-28.21	56,061	31,521	-43.77
NAMIBIA	49,627	0	-100.00	83,853	0	-100.00
TANZANIA, UNITED REPUBLIC O	1,458,784	8,699,966	496.38	1,613,796	4,019,115	149.05
SOMALIA	0	112,212	-	0	79,467	-
KENYA	288,864	418,600	44.91	378,758	278,578	-26.45
MOZAMBIQUE	3,539,822	0	-100.00	3,782,503	0	-100.00
EQUATORIAL GUINEA	74,771	34,608	-53.71	96,441	35,910	-62.76
TOGO	5,818,135	345,495	-94.06	6,974,142	346,296	-95.03
GHANA	11,398,513	3,261,619	-71.39	12,798,572	2,317,956	-81.89
LIBERIA	0	145,530	-	0	103,092	-
GUINEA	10,650,000	0	-100.00	11,465,375	0	-100.00
ANGOLA	5,082,107	5,004,499	-1.53	5,226,657	3,514,423	-32.76
CONGO	1,702,598	852,242	-49.94	1,829,383	567,657	-68.97
CAMEROON	769,160	1,311,457	70.51	803,360	868,297	8.08
NIGERIA	91,082	9,684,390	10,532.61	150,368	5,183,295	3,347.07
SIERRA LEONE	233,784	517,968	121.56	301,391	375,322	24.53
GABON	367,655	823,820	124.07	504,856	703,170	39.28
COTE D'IVOIRE	5,929,809	8,224,424	38.70	6,400,282	4,837,701	-24.41
SENEGAL	169,920	349,920	105.93	222,799	255,949	14.88
MAURITANIA	285,113	3,071,821	977.40	334,503	1,955,438	484.58
MALI	16,545	290,016	1,652.89	26,849	211,056	686.09
BENIN	1,598,001	6,215,742	288.97	2,451,321	4,678,357	90.85
GUINEA BISSAU	2,309,514	376,081	-83.72	2,348,084	295,497	-87.42
GAMBIA	339,840	7,315,712	2,052.69	350,961	5,183,166	1,376.85
SEYCHELLES	0	39,420	-	0	32,719	-
DJIBOUTI	505,468	971,190	92.14	460,377	658,045	42.94
SAO TOME AND PRINCIPE	95,025	0	-100.00	115,500	0	-100.00
SOUTH AFRICA	44,481,390	40,126,644	-9.79	40,073,713	18,743,458	-53.23
COMOROS	226,201	0	-100.00	338,442	0	-100.00
MAURITIUS	77,570	2,018,542	2,502.22	103,608	1,174,067	1,033.18
AUSTRALIA	0	42,346	-	0	35,382	-
NEW ZEALAND	0	42,090	-	0	28,411	-
MICRONESIA, FEDERATED STAT	19,307	80,995	319.51	32,633	80,604	147.00
NORTHERN MARIANA ISLANDS	16,201	16,033	-1.04	21,956	14,491	-34.00
VANUATU	176,532	59,562	-66.26	271,968	55,384	-79.64
AMERICAN SAMOA	0	29,338	-	0	28,327	-
FIJI	64,552	133,681	107.09	93,789	137,778	46.90
KIRIBATI	42,534	15,481	-63.60	58,832	13,122	-77.70
MARSHALL ISLANDS	0	17,722	-	0	19,326	-
SAMOA	371,140	198,245	-46.58	551,103	204,638	-62.87
SOLOMON ISLANDS	0	139,422	-	0	140,387	-
TONGA	34,511	35,463	2.76	53,290	38,078	-28.55
TUVALU	16,130	7,691	-52.32	27,070	10,632	-60.72
EAST TIMOR	261,948	1,428,589	445.37	399,815	1,487,783	272.12
UNITED STATES	29,257,953	6,750,000	-76.93	27,667,932	3,070,000	-88.90
PANAMA	0	125,268	-	0	118,700	-
SURINAME	0	43,164	-	0	34,100	-
BRAZIL	45,489,555	26,199,779	-42.40	43,375,168	13,116,706	-69.76
URUGUAY	0	373,760	-	0	267,612	-
HAITI	0	4,218,361	-	0	2,402,397	-
UNITED KINGDOM	733,831	6,000,000	717.63	724,830	3,260,000	349.76
NETHERLANDS	335,142,574	343,946,302	2.63	315,325,607	165,861,441	-47.40
FRANCE	2,549,985	0	-100.00	2,093,987	0	-100.00
GERMANY, FED. REP. OF	126,024,504	155,408,517	23.32	108,378,305	74,538,319	-31.22
BELGIUM	21,042	0	-100.00	22,094	0	-100.00
DENMARK	6,499,955	5,499,809	-15.39	5,213,461	2,979,415	-42.85
SWEDEN	32,219	8,399,778	25,970.88	38,901	4,313,400	10,988.15
ITALY	97,956,545	219,914,953	124.50	91,299,206	100,231,325	9.78
SPAIN	15,477,981	45,911,838	196.63	15,366,449	27,209,586	77.07
PORTUGAL	6,841,337	14,033,848	105.13	6,991,337	6,435,610	-7.95
GREECE	15,984,765	25,721,206	60.91	15,079,208	13,073,177	-13.30
DEMOCRATIC REPUBLIC OF THE	12,924,223	8,164,626	-36.83	12,041,338	4,624,180	-61.60
POLAND	21,000	40,000	90.48	20,370	37,960	86.35
ROMANIA	0	375,570	-	0	251,249	-
BULGARIA	6,947,480	0	-100.00	6,638,733	0	-100.00
KAZAKHSTAN	0	21,870	-	0	18,218	-
UKRAINE	65,251,728	65,103,918	-0.23	61,796,018	34,296,425	-44.50

TABEL 5. PERKEMBANGAN EKSPOR INDONESIA MENURUT KOMODITI DAN NEGARA TUJUAN

JENIS BARANG	BERAT BERSIH (KG)		PERUB	NILAI FOB (US \$)		PERUB
	JAN-APR 2008	JAN-APR 2009	%	JAN-APR 2008	JAN-APR 2009	%
(1)	(2)	(3)	(4)	(5)	(6)	(7)
CROATIA	0	21,772	-	0	22,212	-
RUSSIA FEDERATION	940,410	293,180	-68.82	1,052,383	209,909	-80.05
<b>-MINYAK BIJI KELAPA SAWIT</b>	<b>402,622,381</b>	<b>503,238,585</b>	<b>24.99</b>	<b>444,816,157</b>	<b>280,997,915</b>	<b>-36.83</b>
JAPAN	6,000,000	109,240	-98.18	6,273,750	110,444	-98.24
CHINA	96,334,244	126,565,320	31.38	101,402,110	66,187,620	-34.73
SINGAPORE	4,100,004	3,336,118	-18.63	3,949,503	2,559,750	-35.19
PHILIPPINES	0	1,960,000	-	0	1,097,600	-
MALAYSIA	85,550,349	79,227,703	-7.39	96,751,218	46,300,561	-52.14
INDIA	42,990,183	68,039,751	58.27	45,014,579	42,198,361	-6.26
PAKISTAN	1,750,000	2,395,152	36.87	1,905,063	1,616,008	-15.17
BANGLADESH	1,500,000	2,500,350	66.69	1,887,500	1,241,661	-34.22
SRI LANKA	400,000	1,000,000	150.00	448,000	857,500	91.41
SAUDI ARABIA	600,000	800,370	33.40	552,000	558,667	1.21
JORDAN	0	106,830	-	0	76,452	-
TURKEY	13,278,063	1,050,000	-92.09	15,181,823	632,100	-95.84
EGYPT	4,800,000	5,799,929	20.83	5,861,250	3,429,211	-41.49
TUNISIA	999,890	0	-100.00	1,066,628	0	-100.00
ALGERIA	200,130	903,992	351.70	280,586	534,394	90.46
CONGO	0	128,196	-	0	89,756	-
SENEGAL	300,000	0	-100.00	317,250	0	-100.00
MAURITANIA	0	150,000	-	0	76,125	-
BENIN	0	63,560	-	0	34,322	-
SOUTH AFRICA	5,320,000	2,197,000	-58.70	6,236,650	1,488,260	-76.14
MALAWI	0	332,250	-	0	174,432	-
UNITED STATES	12,099,733	31,499,999	160.34	14,121,204	14,957,500	5.92
BRAZIL	24,429,912	26,149,997	7.04	27,032,090	19,635,937	-27.36
NETHERLANDS	76,305,723	95,985,822	25.79	85,848,137	45,383,892	-47.13
GERMANY, FED. REP. OF	1,000,000	6,153,039	515.30	1,055,000	3,154,084	198.97
ITALY	6,153,889	9,823,803	59.64	7,754,852	5,978,051	-22.91
SPAIN	2,313,897	5,599,884	142.01	2,807,583	3,338,717	18.92
PORTUGAL	600,000	499,964	-16.67	635,250	252,081	-60.32
GREECE	2,846,135	4,599,982	61.62	2,747,672	3,847,968	40.04
UKRAINE	12,290,959	25,915,690	110.85	15,000,376	14,947,570	-0.35
RUSSIA FEDERATION	459,270	344,644	-24.96	686,083	238,891	-65.18
<b>-MINYAK NABATI LAIN</b>	<b>385,619,897</b>	<b>211,678,757</b>	<b>-45.11</b>	<b>416,413,192</b>	<b>128,816,338</b>	<b>-69.07</b>
JAPAN	248,552	104,458	-57.97	327,637	94,686	-71.10
HONG KONG	22,070	0	-100.00	23,228	0	-100.00
KOREA, REPUBLIC OF	9,560,065	14,454,575	51.20	9,690,325	7,657,886	-20.97
TAIWAN	677,429	637,996	-5.82	628,840	396,829	-36.90
CHINA	103,256,613	54,985,762	-46.75	107,493,597	32,930,528	-69.37
PAPUA NEW GUINEA	35,974	0	-100.00	68,439	0	-100.00
THAILAND	107	195,000	182,142.99	503	125,995	24,948.71
SINGAPORE	99,304	5,093,756	5,029.46	114,807	3,451,542	2,906.39
PHILIPPINES	0	45,157	-	0	41,436	-
MALAYSIA	91,738,631	40,428,052	-55.93	101,400,036	24,977,968	-75.37
NEPAL	0	43,740	-	0	39,706	-
VIET NAM	86,250	5,686,730	6,493.31	163,867	747,990	356.46
MALDIVES	0	6,584	-	0	9,331	-
INDIA	9,999,360	13,900,201	39.01	10,022,389	5,399,831	-46.12
PAKISTAN	456,160	431,120	-5.49	497,638	250,383	-49.69
BANGLADESH	69,205,762	778,860	-98.87	66,139,443	670,131	-98.99
SRI LANKA	406,060	0	-100.00	496,257	0	-100.00
IRAN (ISLAMIC REPUBLIC OF)	0	76,000	-	0	52,800	-
SAUDI ARABIA	425,600	0	-100.00	566,048	0	-100.00
JORDAN	405,030	236,538	-41.60	576,019	194,539	-66.23
LEBANON	0	18,620	-	0	15,455	-
SYRIA ARAB REPUBLIC	389,760	265,530	-31.87	511,156	225,044	-55.97
TURKEY	2,597,042	0	-100.00	2,448,356	0	-100.00
UNITED ARAB EMIRATES	0	140,025	-	0	102,700	-
EGYPT	2,407,342	169,865	-92.94	3,099,528	157,424	-94.92
MOROCCO	44,500	399,000	796.63	68,931	342,148	396.36
TUNISIA	1,105,579	980,000	-11.36	1,467,532	660,000	-55.03
ALGERIA	322,500	2,091,268	548.46	530,423	1,611,061	203.73
MADAGASCAR	108,780	129,000	18.59	90,559	56,438	-37.68
EQUATORIAL GUINEA	0	131	-	0	1,000	-
GABON	0	18,620	-	0	20,907	-
MAURITANIA	199,810	420,000	110.20	254,748	193,200	-24.16
BENIN	0	148,800	-	0	93,744	-
SOUTH AFRICA	556,650	1,215,000	118.27	529,144	647,181	22.31
AUSTRALIA	0	245	-	0	751	-
NEW ZEALAND	23,000	628,310	2,631.78	41,405	634,829	1,433.22
TONGA	0	7,661	-	0	5,974	-
EAST TIMOR	0	737	-	0	1,395	-
UNITED STATES	8,169,352	21,632,644	164.80	7,749,675	14,829,369	91.35
MEXICO	0	52,000	-	0	31,639	-
EL SALVADOR	19,500	0	-100.00	21,158	0	-100.00

TABEL 5. PERKEMBANGAN EKSPOR INDONESIA MENURUT KOMODITI DAN NEGARA TUJUAN

JENIS BARANG	BERAT BERSIH (KG)		PERUB	NILAI FOB (US \$)		PERUB
	JAN-APR 2008	JAN-APR 2009	%	JAN-APR 2008	JAN-APR 2009	%
(1)	(2)	(3)	(4)	(5)	(6)	(7)
COSTA RICA	19,500	0	-100.00	19,071	0	-100.00
UNITED KINGDOM	1,057	4,094	287.32	5,681	20,775	265.69
NETHERLANDS	63,164,747	31,458,991	-50.20	75,259,266	19,612,287	-73.94
FRANCE	0	560	-	0	19,712	-
GERMANY, FED. REP. OF	0	12	-	0	1,050	-
SWITZERLAND	3	0	-100.00	29	0	-100.00
DENMARK	0	249,984	-	0	150,615	-
SWEDEN	154	799,924	519,331.17	672	511,951	76,083.18
SPAIN	700,434	588,829	-15.93	984,287	296,226	-69.90
GREECE	134,505	17,212	-87.20	151,191	20,891	-86.18
POLAND	18,750	0	-100.00	18,563	0	-100.00
ROMANIA	486,068	612,433	26.00	737,157	464,897	-36.93
BULGARIA	275,670	214,164	-22.31	426,566	162,159	-61.99
TAZAKHSTAN	218,700	130,653	-40.26	262,440	112,149	-57.27
TAJKISTAN	81,720	0	-100.00	99,596	0	-100.00
UKRAINE	2,848,342	3,601,508	26.44	3,691,238	3,282,828	-11.06
UZBEKISTAN	429,300	346,426	-19.30	570,347	316,940	-44.43
LATVIA	60,384	27,755	-54.04	85,659	22,561	-73.66
GEORGIA	43,740	85,931	96.46	54,981	75,145	36.67
BOSNIA AND HERZEGOVINA	819	0	-100.00	3,818	0	-100.00
MALTA	66	12	-81.82	770	163	-78.83
SLOVENIA	0	96,663	-	0	61,172	-
CZECH REPUBLIC	0	405	-	0	4,036	-
RUSSIA FEDERATION	14,569,156	8,021,216	-44.94	19,020,172	7,008,941	-63.15
<b>-STEARIN</b>	<b>42,903,771</b>	<b>49,957,855</b>	<b>16.44</b>	<b>45,249,637</b>	<b>30,000,243</b>	<b>-33.70</b>
JAPAN	1,086,439	635,436	-41.51	1,152,595	455,329	-60.50
HONG KONG	188,500	52,500	-72.15	225,149	31,850	-85.85
KOREA, REPUBLIC OF	1,916,550	3,007,322	56.91	1,931,415	1,859,198	-3.74
TAIWAN	3,580,373	4,838,813	35.15	3,597,723	3,011,390	-16.30
CHINA	19,474,748	19,745,497	1.39	20,916,127	11,438,583	-45.31
THAILAND	1,822,556	1,976,270	8.43	2,047,183	1,251,742	-38.86
SINGAPORE	188,000	358,006	90.43	230,181	254,863	10.72
PHILIPPINES	610,498	472,200	-22.65	694,430	289,527	-58.31
MALAYSIA	300	1,111,932	370,544.00	100	568,373	568,273.00
MYANMAR (FORM. BURMA)	32,000	32,000	0.00	34,144	17,693	-48.18
VIET NAM	1,410,766	798,997	-43.36	1,528,296	474,093	-68.98
INDIA	69,434	337,786	386.49	76,440	200,410	162.18
PAKISTAN	84,000	102,000	21.43	95,278	58,980	-38.10
BANGLADESH	351,000	2,698,000	668.66	344,999	1,563,879	353.30
SRI LANKA	68,000	68,451	0.66	78,963	40,328	-48.93
IRAN (ISLAMIC REPUBLIC OF)	131,000	162,000	23.66	128,358	108,653	-15.35
ISRAEL	0	24,000	-	0	16,560	-
JORDAN	0	5,794	-	0	5,068	-
LEBANON	17,000	0	-100.00	20,740	0	-100.00
SYRIA ARAB REPUBLIC	51,000	264,963	419.54	46,410	155,692	235.47
TURKEY	5,558,736	4,695,540	-15.53	5,696,095	3,120,412	-45.22
UNITED ARAB EMIRATES	0	68,000	-	0	42,160	-
EGYPT	345,313	181,500	-47.44	359,384	87,998	-75.51
KENYA	0	68,585	-	0	40,055	-
GHANA	0	34,000	-	0	19,312	-
NIGERIA	34,000	85,000	150.00	36,210	55,500	53.27
COTE D'IVOIRE	0	68,000	-	0	38,624	-
SOUTH AFRICA	81,016	238,999	195.00	79,083	149,569	89.13
AUSTRALIA	105,766	15,467	-85.38	117,542	12,242	-89.58
UNITED STATES	203,000	437,789	115.66	244,250	314,720	28.85
CANADA	24,000	42,000	75.00	28,440	24,676	-13.23
CHILE	23,999	40,849	70.21	29,683	25,748	-13.26
VENEZUELA	0	34,000	-	0	20,740	-
COLOMBIA	0	35,000	-	0	23,275	-
ECUADOR	0	17,000	-	0	10,880	-
PERU	17,000	17,000	0.00	20,400	9,180	-55.00
UNITED KINGDOM	419,000	192,000	-54.18	408,386	138,984	-65.97
NETHERLANDS	3,483,556	5,959,837	71.08	3,330,759	3,407,157	2.29
FRANCE	24,835	72,000	189.91	28,553	45,720	60.12
GERMANY, FED. REP. OF	311,000	67,000	-78.46	340,510	44,628	-86.89
BELGIUM	0	51,000	-	0	28,050	-
SWEDEN	14,000	0	-100.00	15,839	0	-100.00
ITALY	17,000	49,000	188.24	17,340	33,302	92.05
SPAIN	178,000	407,999	129.21	208,881	251,790	20.54
PORTUGAL	504,000	99,999	-80.16	607,858	63,304	-89.59
GREECE	16,000	0	-100.00	16,240	0	-100.00
POLAND	65,997	0	-100.00	68,618	0	-100.00
BULGARIA	49,389	36,324	-26.45	55,823	28,240	-49.41
UKRAINE	169,000	34,000	-79.88	187,930	21,335	-88.65
LATVIA	17,000	0	-100.00	18,904	0	-100.00
RUSSIA FEDERATION	160,000	218,000	36.25	184,378	140,431	-23.84

TABEL 5. PERKEMBANGAN EKSPOR INDONESIA MENURUT KOMODITI DAN NEGARA TUJUAN

JENIS BARANG	BERAT BERSIH (KG)		PERUB	NILAI FOB (US \$)		PERUB
	JAN-APR 2008	JAN-APR 2009	%	JAN-APR 2008	JAN-APR 2009	%
(1)	(2)	(3)	(4)	(5)	(6)	(7)
<b>-ASAM BERLEMAK LAIN</b>	<b>235,369,589</b>	<b>227,237,707</b>	<b>-3.45</b>	<b>202,257,124</b>	<b>114,706,667</b>	<b>-43.29</b>
JAPAN	3,943,734	2,834,764	-28.12	5,434,271	2,255,104	-58.50
HONG KONG	5,760	2,880	-50.00	8,734	3,271	-62.55
KOREA, REPUBLIC OF	5,792,624	25,254,090	335.97	4,612,091	9,156,190	98.53
TAIWAN	113,400	834,066	635.51	86,607	733,122	746.49
CHINA	12,009,749	15,617,241	30.04	13,984,024	11,633,578	-16.81
THAILAND	958,595	2,208,367	130.38	1,423,033	2,835,217	99.24
SINGAPORE	8,575,121	7,517,578	-12.33	11,354,482	5,298,699	-53.33
PHILIPPINES	0	892,281	-	0	673,513	-
MALAYSIA	11,455,281	8,204,949	-28.37	11,337,702	5,499,619	-51.49
NEPAL	36,260	0	-100.00	14,340	0	-100.00
VIET NAM	0	39,433	-	0	26,306	-
INDIA	96,349,820	37,910,956	-60.65	63,285,352	17,176,961	-72.86
PAKISTAN	4,842,575	9,642,915	99.13	2,078,124	3,073,569	47.90
BANGLADESH	32,530	1,522,919	4,581.58	36,422	588,938	1,516.98
SRI LANKA	906,890	5,493,060	505.70	873,672	3,820,471	337.29
IRAN (ISLAMIC REPUBLIC OF)	17,280	729,605	4,122.25	24,814	684,374	2,658.02
SAUDI ARABIA	28,800	180	-99.38	38,246	200	-99.48
JORDAN	17,280	40,085	131.97	24,952	38,593	54.67
SYRIA ARAB REPUBLIC	17,280	0	-100.00	19,526	0	-100.00
TURKEY	612,822	649,505	5.99	757,658	547,830	-27.69
EGYPT	1,030,818	3,722,803	261.15	789,347	1,216,974	54.17
TUNISIA	0	705,000	-	0	244,988	-
ETHIOPIA	36,260	0	-100.00	27,558	0	-100.00
TANZANIA, UNITED REPUBLIC O	2,050,000	1,950,000	-4.88	1,281,298	797,000	-37.80
MADAGASCAR	37,240	110,000	195.38	13,034	39,600	203.82
MOZAMBIQUE	2,886,750	88,000	-96.95	1,889,506	31,680	-98.32
TOGO	126,910	154,000	21.35	105,335	52,470	-50.19
CAMEROON	878	0	-100.00	225	0	-100.00
COTE D'IVOIRE	2,100,000	0	-100.00	1,527,750	0	-100.00
SENEGAL	0	110,000	-	0	39,050	-
MAURITANIA	0	1,000,000	-	0	320,000	-
DJIBOUTI	301,920	355,200	17.65	253,968	175,824	-30.77
SOUTH AFRICA	2,487,872	3,228,066	29.75	1,713,708	1,705,398	-0.48
MALAWI	126,040	1,621,420	1,186.43	77,743	594,558	664.77
AUSTRALIA	243,648	438,369	79.92	365,905	463,873	26.77
NEW ZEALAND	3,003	7,600	153.08	5,778	6,992	21.01
UNITED STATES	12,270,879	5,355,677	-56.35	18,571,527	5,673,477	-69.45
CANADA	43,200	0	-100.00	56,160	0	-100.00
MEXICO	145,979	141,370	-3.16	197,495	122,805	-37.82
GUATEMALA	0	1,520	-	0	1,550	-
ARGENTINA	104,844	507,715	384.26	160,707	403,277	150.94
BRAZIL	2,426,940	2,009,250	-17.21	3,221,764	1,890,553	-41.32
COLOMBIA	0	94,710	-	0	88,568	-
URUGUAY	14,400	14,400	0.00	23,573	13,997	-40.62
ECUADOR	0	15,200	-	0	13,072	-
COSTA RICA	84,800	0	-100.00	61,904	0	-100.00
UNITED KINGDOM	295,845	45,600	-84.59	417,314	42,408	-89.84
NETHERLANDS	16,213,722	20,282,647	25.10	21,893,912	13,317,269	-39.17
FRANCE	141,090	40,410	-71.36	353,309	79,325	-77.55
GERMANY, FED. REP. OF	902,692	793,911	-12.05	1,585,076	1,112,168	-29.84
BELGIUM	71,674	35,548	-50.40	88,080	55,107	-37.44
DENMARK	5,000,000	0	-100.00	3,362,600	0	-100.00
SWEDEN	0	9,999,790	-	0	2,989,937	-
ITALY	660,510	20,408,803	2,989.86	845,068	7,067,732	736.35
SPAIN	39,838,835	33,081,824	-16.96	27,963,883	11,556,153	-58.67
GREECE	7,039	0	-100.00	9,547	0	-100.00
UKRAINE	0	1,524,000	-	0	545,307	-
<b>-ALAT LISTRIK</b>	<b>181,109,447</b>	<b>130,262,342</b>	<b>-28.08</b>	<b>1,668,725,168</b>	<b>1,238,380,894</b>	<b>-25.79</b>
JAPAN	21,152,994	12,005,820	-43.24	313,838,204	176,345,405	-43.81
HONG KONG	3,663,912	2,137,915	-41.65	60,521,596	35,459,181	-41.41
KOREA, DEMOCRATIC PEOPLE'S	458	0	-100.00	14,764	0	-100.00
KOREA, REPUBLIC OF	1,759,926	1,269,807	-27.85	27,500,973	22,489,416	-18.22
TAIWAN	1,760,604	572,998	-67.45	19,764,850	9,319,565	-52.85
CHINA	2,951,855	1,489,066	-49.55	43,264,175	23,921,524	-44.71
MACAU	19,235	0	-100.00	150,700	0	-100.00
PAPUA NEW GUINEA	1,961,903	1,962,277	0.02	3,745,201	3,550,204	-5.21
THAILAND	10,419,745	5,540,320	-46.83	63,602,107	34,877,124	-45.16
SINGAPORE	16,838,344	9,446,426	-43.90	465,194,041	312,552,450	-32.81
PHILIPPINES	5,413,622	6,360,840	17.50	28,897,210	40,526,756	40.24
MALAYSIA	10,663,571	8,790,511	-17.57	61,343,248	54,845,686	-10.59
MYANMAR (FORM. BURMA)	198,919	230,984	16.12	1,228,713	578,823	-52.89
CAMBODIA	46,098	21,031	-54.38	190,365	49,272	-74.12
BRUNEI DARUSSALAM	102,048	223,335	118.85	710,629	892,785	25.63
NEPAL	0	14	-	0	745	-
VIET NAM	8,585,497	4,311,471	-49.78	38,088,705	24,224,142	-36.40
MALDIVES	86,381	40,299	-53.35	152,695	156,439	2.45

TABEL 5. PERKEMBANGAN EKSPOR INDONESIA MENURUT KOMODITI DAN NEGARA TUJUAN

JENIS BARANG	BERAT BERSIH (KG)		PERUB	NILAI FOB (US \$)		PERUB
	JAN-APR 2008	JAN-APR 2009	%	JAN-APR 2008	JAN-APR 2009	%
(1)	(2)	(3)	(4)	(5)	(6)	(7)
INDIA	4,629,386	7,004,607	51.31	12,916,491	19,798,509	53.28
PAKISTAN	795,498	574,181	-27.82	3,706,380	1,991,246	-46.28
BANGLADESH	53,903	84,618	56.98	264,201	368,448	39.46
SRI LANKA	414,953	718,199	73.08	1,633,123	1,989,175	21.80
AFGHANISTAN	145,251	135,961	-6.40	511,245	332,349	-34.99
IRAQ	0	37,343	-	0	78,515	-
IRAN (ISLAMIC REPUBLIC OF)	311,299	586,693	88.47	1,171,471	3,807,689	225.03
SAUDI ARABIA	3,651,150	2,731,860	-25.18	13,332,615	8,052,814	-39.60
ISRAEL	69,573	87,786	26.18	331,922	394,652	18.90
KUWAIT	297,682	329,223	10.60	1,045,694	930,564	-11.01
JORDAN	335,385	135,804	-59.51	861,502	376,232	-56.33
LEBANON	305,869	500,011	63.47	1,089,888	1,315,745	20.72
PALESTINA	126,160	0	-100.00	534,869	0	-100.00
YEMEN	683,560	333,535	-51.21	2,334,869	863,999	-63.00
OMAN	551,640	359,771	-34.78	2,745,659	1,151,727	-58.05
SYRIA ARAB REPUBLIC	64,353	23,255	-63.86	220,408	67,968	-69.16
TURKEY	2,011,535	615,329	-69.41	8,042,925	1,704,466	-78.81
UNITED ARAB EMIRATES	13,989,034	6,003,082	-57.09	72,584,450	21,196,344	-70.80
QATAR	1,422,819	597,748	-57.99	6,476,330	1,682,789	-74.02
BAHRAIN	382,022	143,364	-62.47	3,412,733	281,111	-91.76
CYPRUS	104,705	50,811	-51.47	378,310	109,293	-71.11
EGYPT	1,881,852	1,431,434	-23.93	4,605,858	5,710,796	23.99
LIBYAN ARAB JAMAHIRIYA	87,553	154,363	76.31	365,827	344,759	-5.76
MOROCCO	222,271	311,871	40.31	826,685	1,086,166	31.39
TUNISIA	33,950	129,187	280.52	868,354	702,281	-19.13
ALGERIA	400,534	717,180	79.06	1,144,799	4,264,016	272.47
SUDAN	4,627,594	3,925,715	-15.17	13,871,895	8,329,656	-39.95
ERITREA	241,988	0	-100.00	440,323	0	-100.00
ETHIOPIA	95,076	250,136	163.09	404,056	663,575	64.23
TANZANIA, UNITED REPUBLIC O	106,304	392,497	269.22	429,755	929,837	116.36
MADAGASCAR	39,736	964	-97.57	128,491	5,511	-95.71
KENYA	423,101	466,253	10.20	1,663,894	1,554,514	-6.57
MOZAMBIQUE	296,917	127,326	-57.12	974,813	279,878	-71.29
BOTSWANA	0	84	-	0	357	-
EQUATORIAL GUINEA	0	95,164	-	0	179,566	-
TOGO	95,414	78,187	-18.06	408,737	711,016	73.95
GHANA	704,816	300,929	-57.30	2,733,023	660,141	-75.85
LIBERIA	21,793	38,546	76.87	71,429	89,390	25.15
GUINEA	49,108	90,963	85.23	90,400	333,290	268.68
ANGOLA	35,401	62,263	75.88	145,916	202,750	38.95
CONGO	0	21,790	-	0	48,171	-
CAMEROON	141,754	119,357	-15.80	382,574	229,969	-39.89
NIGERIA	749,758	849,179	13.26	4,789,192	2,334,409	-51.26
GABON	96,038	8,627	-91.02	393,327	32,124	-91.83
COTE D'IVOIRE	18,092	101,201	459.37	75,710	910,175	1,102.19
SENEGAL	96,897	81,521	-15.87	353,644	124,224	-64.87
BENIN	252,988	217,767	-13.92	784,995	459,179	-41.51
BURKINA FASO	18	3,756	20,766.67	487	7,660	1,472.90
GAMBIA	16,499	137	-99.17	12,625	182	-98.56
SEYCHELLES	8,673	0	-100.00	36,740	0	-100.00
UGANDA	53,589	68,805	28.39	135,967	192,557	41.62
NIGER	0	4,359	-	0	9,363	-
DJIBOUTI	164,596	324,092	96.90	531,015	812,507	53.01
SAO TOME AND PRINCIPE	0	704	-	0	250	-
SWAZILAND	120	0	-100.00	6,573	0	-100.00
SOUTH AFRICA	809,822	634,230	-21.68	2,656,151	2,373,512	-10.64
ZAMBIA	19,273	25	-99.87	60,927	123	-99.80
BURUNDI	0	23,265	-	0	52,219	-
MAURITIUS	23,065	3,538	-84.66	86,597	7,371	-91.49
AUSTRALIA	5,283,998	3,840,060	-27.33	40,478,331	28,031,999	-30.75
NEW ZEALAND	715,733	936,594	30.86	4,143,350	7,729,262	86.55
NEW CALEDONIA	15,244	632	-95.85	68,864	1,308	-98.10
VANUATU	66,028	1,217	-98.16	145,088	3,719	-97.44
AMERICAN SAMOA	11,893	0	-100.00	29,465	0	-100.00
COOK ISLANDS	2,819	0	-100.00	1,752	0	-100.00
FIJI	143,038	120,919	-15.46	358,619	308,474	-13.98
KIRIBATI	0	146	-	0	5,690	-
SAMOA	455,069	45,949	-89.90	3,477,192	152,215	-95.62
SOLOMON ISLANDS	190,939	103,267	-45.92	370,549	250,358	-32.44
TONGA	6,189	10,678	72.53	18,806	24,052	27.90
EAST TIMOR	245,876	667,205	171.36	338,014	1,050,328	210.74
UNITED STATES	12,349,243	11,619,228	-5.91	133,398,998	145,709,068	9.23
CANADA	1,259,954	417,090	-66.90	5,540,278	3,089,401	-44.24
MEXICO	1,327,346	1,569,616	18.25	7,862,616	13,885,362	76.60
GUATEMALA	608,300	260,909	-57.11	1,569,047	299,320	-80.92
NICARAGUA	32,644	53,951	65.27	140,648	178,977	27.25
PANAMA	72,079	50,478	-29.97	530,266	221,468	-58.23
CUBA	375	0	-100.00	34,098	0	-100.00

TABEL 5. PERKEMBANGAN EKSPOR INDONESIA MENURUT KOMODITI DAN NEGARA TUJUAN

JENIS BARANG	BERAT BERSIH (KG)		PERUB	NILAI FOB (US \$)		PERUB
	JAN-APR 2008	JAN-APR 2009	%	JAN-APR 2008	JAN-APR 2009	%
(1)	(2)	(3)	(4)	(5)	(6)	(7)
SURINAME	43,845	39,384	-10.17	194,374	108,713	-44.07
CHILE	1,029,336	621,956	-39.58	2,647,211	1,710,381	-35.39
VENEZUELA	342,337	260,058	-24.03	2,359,875	2,349,142	-0.45
ARGENTINA	369,909	427,497	15.57	1,845,008	2,078,239	12.64
BRAZIL	2,298,369	1,251,353	-45.55	11,796,010	5,744,309	-51.30
COLOMBIA	392,896	333,275	-15.17	1,621,014	726,572	-55.18
BOLIVIA	51,553	89,391	73.40	192,476	180,601	-6.17
URUGUAY	36	0	-100.00	267	0	-100.00
PARAGUAY	62,777	62,364	-0.66	235,883	125,230	-46.91
ECUADOR	383,351	169,196	-55.86	828,378	372,961	-54.98
PERU	257,171	85,064	-66.92	1,229,968	366,090	-70.24
TRINIDAD AND TOBAGO	16,409	84,219	413.25	57,584	164,197	185.14
JAMAICA	1,287	52,295	3,963.33	13,829	135,954	883.11
DOMINICAN REPUBLIC	40,764	67,345	65.21	154,223	175,327	13.68
COSTA RICA	7,057	18,886	167.62	50,796	50,956	0.31
HAITI	123,405	18,277	-85.19	351,531	46,035	-86.90
ARUBA	18,859	2,155	-88.57	52,828	9,900	-81.26
FRENCH POLYNESIA	12,791	3,350	-73.81	135,006	18,092	-86.60
GRENADA	0	15,754	-	0	31,371	-
NETHERLANDS ANTILLES	0	28,296	-	0	76,086	-
SAN MARINO	4,833	9,666	100.00	66,564	123,600	85.69
UNITED KINGDOM	6,771,814	7,982,088	17.87	23,986,864	18,844,029	-21.44
NETHERLANDS	2,050,664	1,587,474	-22.59	11,841,214	10,350,383	-12.59
FRANCE	1,395,594	1,549,136	11.00	38,437,295	57,197,156	48.81
GERMANY, FED. REP. OF	1,812,897	915,472	-49.50	18,970,429	15,357,906	-19.04
AUSTRIA	65,517	22,130	-66.22	1,166,716	686,368	-41.17
BELGIUM	1,781,253	642,642	-63.92	4,874,037	2,231,403	-54.22
SWITZERLAND	73,088	195,940	168.09	1,761,831	1,078,132	-38.81
DENMARK	13,569	94,639	597.46	285,312	7,237,253	2,436.61
NORWAY	8,052	18,275	126.96	131,588	95,705	-27.27
SWEDEN	135,992	184,092	35.37	1,345,206	5,582,573	315.00
FINLAND	17,057	3,558	-79.14	336,816	115,274	-65.78
IRELAND	2	18,792	939,500.00	13	74,189	570,584.62
ITALY	2,468,823	1,314,199	-46.77	7,624,831	8,348,344	9.49
SPAIN	5,246,922	2,631,401	-49.85	19,144,948	10,092,920	-47.28
PORTUGAL	305,051	192,960	-36.75	554,895	373,196	-32.74
GREECE	1,187,035	1,423,787	19.94	3,460,409	3,622,800	4.69
DEMOCRATIC REPUBLIC OF THE	81,973	13,878	-83.07	289,665	20,854	-92.80
HUNGARY	397,674	15,430	-96.12	1,791,027	338,463	-81.10
POLAND	104,511	538,405	415.17	1,446,786	21,546,041	1,389.23
ROMANIA	58,589	43,378	-25.96	379,570	507,433	33.69
BULGARIA	0	1	-	0	173	-
ALBANIA	2,392	0	-100.00	10,948	0	-100.00
AZERBAIJAN	0	100	-	0	11,821	-
BELARUS	76,584	0	-100.00	235,008	0	-100.00
KAZAKHSTAN	86,570	176	-99.80	271,388	3,190	-98.82
UKRAINE	93,764	49,595	-47.11	338,898	173,618	-48.77
UZBEKISTAN	10,214	0	-100.00	34,406	0	-100.00
LITHUANIA	23,487	1	-100.00	94,454	40	-99.96
ESTONIA	120	0	-100.00	10,300	0	-100.00
GEORGIA	76,906	0	-100.00	194,351	0	-100.00
CROATIA	6,017	0	-100.00	91,846	0	-100.00
MALTA	52,426	0	-100.00	216,684	0	-100.00
SLOVAKIA	52,803	218,526	313.85	423,445	5,913,681	1,296.56
SLOVENIA	9	0	-100.00	14	0	-100.00
CZECH REPUBLIC	296,487	451,171	52.17	3,737,300	11,026,353	195.04
RUSSIA FEDERATION	326,360	325,666	-0.21	1,613,828	2,092,193	29.64
<b>-DIODE TRANSISTOR</b>	<b>252,426</b>	<b>345,617</b>	<b>36.92</b>	<b>49,783,779</b>	<b>29,911,120</b>	<b>-39.92</b>
JAPAN	44,972	36,332	-19.21	25,034,157	14,017,726	-44.01
HONG KONG	19,887	19,709	-0.90	10,565,240	5,225,935	-50.54
KOREA, REPUBLIC OF	1,502	2,707	80.23	203,756	322,043	58.05
TAIWAN	3,201	1,710	-46.58	589,081	473,875	-19.56
CHINA	7,989	3,233	-59.53	2,275,338	1,536,357	-32.48
THAILAND	1,859	1,137	-38.84	44,687	5,378	-87.97
SINGAPORE	162,241	163,868	1.00	8,064,714	4,398,897	-45.46
PHILIPPINES	738	2,188	196.48	13,167	303,723	2,206.70
MALAYSIA	1,685	20,498	1,116.50	213,798	609,142	184.91
VIET NAM	0	239	-	0	2,353	-
INDIA	0	4	-	0	219	-
PAKISTAN	51	981	1,823.53	187	2,877	1,438.50
SRI LANKA	0	141	-	0	588	-
IRAN (ISLAMIC REPUBLIC OF)	0	87,572	-	0	1,029,847	-
UNITED ARAB EMIRATES	17	8	-52.94	169	391	131.36
AUSTRALIA	0	17	-	0	1,052	-
UNITED STATES	3,451	1,463	-57.61	812,001	496,729	-38.83
CANADA	0	4	-	0	15,900	-
MEXICO	0	2,056	-	0	482,904	-

TABEL 5. PERKEMBANGAN EKSPOR INDONESIA MENURUT KOMODITI DAN NEGARA TUJUAN

JENIS BARANG	BERAT BERSIH (KG)		PERUB %	NILAI FOB (US \$)		PERUB %
	JAN-APR 2008	JAN-APR 2009		JAN-APR 2008	JAN-APR 2009	
(1)	(2)	(3)	(4)	(5)	(6)	(7)
BRAZIL	0	9	-	0	406	-
UNITED KINGDOM	1,021	277	-72.87	102,107	43,254	-57.64
FRANCE	0	9	-	0	640	-
GERMANY, FED. REP. OF	3,553	1,436	-59.58	1,730,183	923,628	-46.62
AUSTRIA	185	0	-100.00	2,583	0	-100.00
BELGIUM	0	1	-	0	2	-
NORWAY	0	1	-	0	724	-
SWEDEN	1	0	-100.00	1,260	0	-100.00
FINLAND	68	17	-75.00	130,745	16,530	-87.36
ROMANIA	4	0	-100.00	186	0	-100.00
ESTONIA	1	0	-100.00	420	0	-100.00
<b>-AUDIO VISUAL</b>	<b>31,862,709</b>	<b>40,046,502</b>	<b>25.68</b>	<b>808,791,925</b>	<b>944,000,568</b>	<b>16.72</b>
JAPAN	2,647,545	2,149,736	-18.80	72,676,622	70,122,176	-3.51
HONG KONG	1,105,346	730,316	-33.93	86,521,157	48,256,501	-44.23
KOREA, DEMOCRATIC PEOPLE'S	0	862	-	0	114,938	-
KOREA, REPUBLIC OF	546,856	830,597	51.89	53,059,127	44,971,564	-15.24
TAIWAN	68,815	99,541	44.65	1,625,661	1,345,809	-17.21
CHINA	784,837	570,079	-27.36	43,057,482	37,106,891	-13.82
MACAU	0	4,900	-	0	137,073	-
PAPUA NEW GUINEA	61,230	12,533	-79.53	372,724	65,322	-82.47
THAILAND	1,311,731	1,982,129	51.11	10,069,829	17,098,904	69.80
SINGAPORE	4,310,078	3,317,920	-23.02	104,676,513	104,537,646	-0.13
PHILIPPINES	287,814	2,186,784	659.79	2,169,405	14,434,232	565.35
MALAYSIA	1,964,713	1,954,975	-0.50	30,857,245	26,481,357	-14.18
MYANMAR (FORM. BURMA)	45,097	91,523	102.95	108,965	382,431	250.97
CAMBODIA	0	20,225	-	0	136,224	-
BRUNEI DARUSSALAM	12,576	12,376	-1.59	36,641	37,435	2.17
NEPAL	0	16,443	-	0	78,479	-
VIET NAM	402,720	328,076	-18.53	7,448,183	4,090,992	-45.07
MALDIVES	24	0	-100.00	1,375	0	-100.00
INDIA	109,010	631,053	478.89	3,277,301	8,007,670	144.34
PAKISTAN	97,111	70,528	-27.37	427,283	403,031	-5.68
BANGLADESH	6,065	2,639	-56.49	21,380	9,514	-55.50
SRI LANKA	9,696	59,641	515.11	44,731	440,978	885.84
IRAQ	18,207	16,331	-10.30	570,595	495,132	-13.23
IRAN (ISLAMIC REPUBLIC OF)	0	548,277	-	0	7,432,746	-
SAUDI ARABIA	534,471	746,592	39.69	5,282,266	5,844,791	10.65
ISRAEL	423,336	213,807	-49.49	12,368,910	5,463,168	-55.83
KUWAIT	101,640	83,357	-17.99	2,645,083	1,908,585	-27.84
JORDAN	15,674	123,095	685.35	268,919	651,525	142.28
LEBANON	11,779	27,389	132.52	303,597	396,587	30.63
YEMEN	133,849	78,117	-41.64	791,738	193,119	-75.61
OMAN	86,362	27,519	-68.14	5,682,742	301,281	-94.70
SYRIA ARAB REPUBLIC	151,920	122,566	-19.32	540,447	769,037	42.30
TURKEY	79,657	209,567	163.09	3,118,071	5,100,771	63.59
UNITED ARAB EMIRATES	1,538,789	1,683,538	9.41	24,921,705	22,663,357	-9.06
QATAR	55,235	49,303	-10.74	1,001,511	1,132,904	13.12
BAHRAIN	2,535	6,067	139.33	52,016	123,532	137.49
EGYPT	81,688	86,776	6.23	1,812,380	1,576,526	-13.01
LIBYAN ARAB JAMAHIRIYA	0	20,216	-	0	415,310	-
MOROCCO	6,017	294,999	4,802.76	166,487	2,899,051	1,641.31
TUNISIA	0	7,517	-	0	112,687	-
ALGERIA	0	2,504	-	0	61,000	-
SUDAN	68,076	16,974	-75.07	803,771	89,807	-88.83
ETHIOPIA	31,041	41,961	35.18	77,923	158,276	103.12
TANZANIA, UNITED REPUBLIC O	0	16,278	-	0	54,752	-
KENYA	5,798	45,992	693.24	17,459	666,336	3,716.58
MOZAMBIQUE	0	9,500	-	0	44,000	-
EQUATORIAL GUINEA	0	38	-	0	2,509	-
TOGO	0	431	-	0	840	-
GHANA	25,290	157,155	521.41	101,758	617,822	507.15
LIBERIA	0	3	-	0	126	-
GUINEA	0	272	-	0	367	-
ANGOLA	0	102,901	-	0	662,439	-
CAMEROON	0	3,888	-	0	555,194	-
NIGERIA	640,264	913,816	42.72	1,715,816	6,172,513	259.74
GABON	0	592	-	0	300	-
COTE D'IVOIRE	4,260	0	-100.00	75,420	0	-100.00
MAURITANIA	0	23,310	-	0	58,830	-
BENIN	11,127	0	-100.00	5,414	0	-100.00
GAMBIA	249	558	124.10	244	545	123.36
UGANDA	11,532	0	-100.00	70,663	0	-100.00
SAO TOME AND PRINCIPE	0	914	-	0	811	-
SOUTH AFRICA	97,615	194,155	98.90	2,068,268	2,789,535	34.87
MAURITIUS	0	24,123	-	0	162,151	-
VIRGIN ISLANDS (BRITISH)	0	4	-	0	26,908	-
AUSTRALIA	461,362	2,053,779	345.16	12,305,689	41,197,519	234.78



TABEL 5. PERKEMBANGAN EKSPOR INDONESIA MENURUT KOMODITI DAN NEGARA TUJUAN

JENIS BARANG	BERAT BERSIH (KG)		PERUB	NILAI FOB (US \$)		PERUB
	JAN-APR 2008	JAN-APR 2009	%	JAN-APR 2008	JAN-APR 2009	%
(1)	(2)	(3)	(4)	(5)	(6)	(7)
NEW ZEALAND	186,697	110,404	-40.86	5,315,343	2,564,983	-51.74
NEW CALEDONIA	1	3,292	329,100.00	50	12,975	25,850.00
VANUATU	216	0	-100.00	450	0	-100.00
FIJI	573	1,063	85.51	11,395	20,159	76.91
TONGA	5	0	-100.00	66	0	-100.00
EAST TIMOR	362,689	301,338	-16.92	275,482	1,016,991	269.17
UNITED STATES	3,853,197	4,781,462	24.09	109,926,576	156,991,766	42.82
CANADA	125,239	233,713	86.61	6,696,228	9,526,238	42.26
MEXICO	224,666	526,254	134.24	7,746,836	15,365,036	98.34
GUATEMALA	6,532	2,562	-60.78	50,813	17,219	-66.11
HONDURAS	0	4,373	-	0	72,739	-
PANAMA	95,834	178,851	86.63	2,463,292	2,794,297	13.44
CUBA	224	0	-100.00	20,400	0	-100.00
CHILE	35,745	77,658	117.26	766,786	530,992	-30.75
VENEZUELA	2,027	1,929	-4.83	214,703	52,302	-75.64
ARGENTINA	3,129	141,970	4,437.23	357,113	1,535,529	329.98
BRAZIL	148,256	423,770	185.84	2,859,453	7,495,228	162.12
COLOMBIA	1,023	25,329	2,375.95	199,170	607,791	205.16
URUGUAY	108	1,618	1,398.15	23,731	26,761	12.77
PARAGUAY	4,168	0	-100.00	118,358	0	-100.00
ECUADOR	1,318	15,588	1,082.70	9,961	236,254	2,271.79
PERU	2,035	2,592	27.37	525,232	357,034	-32.02
PUERTO RICO	858	8,009	833.45	172,921	330,769	91.28
EL SALVADOR	9	0	-100.00	1,541	0	-100.00
COSTA RICA	170	38	-77.65	34,403	6,698	-80.53
FRENCH POLYNESIA	74	2,305	3,014.86	10,936	13,276	21.40
UNITED KINGDOM	164,089	1,012,749	517.19	7,853,436	23,343,227	197.24
NETHERLANDS	649,401	943,589	45.30	33,590,689	45,472,634	35.37
FRANCE	220,256	1,060,317	381.40	3,351,475	23,168,945	591.31
GERMANY, FED. REP. OF	1,911,555	1,474,974	-22.84	18,979,553	39,663,409	108.98
AUSTRIA	2,765	183,410	6,533.27	434,003	3,091,140	612.24
BELGIUM	2,793,494	1,341,747	-51.97	56,622,063	14,391,318	-74.58
SWITZERLAND	5,672	17,432	207.33	723,342	449,910	-37.80
LUXEMBOURG	2	0	-100.00	9	0	-100.00
DENMARK	12,741	34,685	172.23	128,663	1,043,360	710.92
NORWAY	4,609	3,271	-29.03	7,271	4,553	-37.38
SWEDEN	52,863	460,000	770.17	1,025,772	7,791,635	659.59
FINLAND	48,011	7,514	-84.35	1,529,695	52,320	-96.58
IRELAND	0	58	-	0	1,282	-
ITALY	95,001	692,392	628.83	2,866,860	18,124,844	532.22
SPAIN	81,882	491,178	499.86	2,122,714	12,014,985	466.02
PORTUGAL	859	219,263	25,425.38	137,075	3,629,605	2,547.90
GREECE	1,031	90,829	8,709.80	75,419	1,353,511	1,694.66
DEMOCRATIC REPUBLIC OF THE	0	24,856	-	0	69,240	-
HUNGARY	111,300	323,892	191.01	1,978,179	5,869,953	196.74
POLAND	345,259	523,406	51.60	11,899,788	22,971,524	93.04
ROMANIA	0	67,682	-	0	777,823	-
BULGARIA	3,067	39,960	1,202.90	259,236	214,026	-17.44
YUGOSLAVIA	0	14,059	-	0	155,870	-
AZERBAIJAN	5,266	0	-100.00	174,452	0	-100.00
KAZAKHSTAN	2,211	30,435	1,276.53	456,711	589,867	29.16
UKRAINE	10,959	1,503	-86.29	2,244,422	35,983	-98.40
LATVIA	0	19,237	-	0	290,035	-
ESTONIA	8,236	0	-100.00	40,301	0	-100.00
GEORGIA	2,926	0	-100.00	19,772	0	-100.00
SLOVAKIA	25,737	332,327	1,191.24	1,223,003	10,632,784	769.40
SLOVENIA	10,954	0	-100.00	66,606	0	-100.00
CZECH REPUBLIC	872,302	656,682	-24.72	17,968,575	16,221,482	-9.72
RUSSIA FEDERATION	996,431	107,880	-89.17	11,991,086	3,938,410	-67.16
<b>-FOTOGRAFI DAN OPTIK</b>	<b>1,202,857</b>	<b>1,000,639</b>	<b>-16.81</b>	<b>73,773,943</b>	<b>58,897,516</b>	<b>-20.16</b>
JAPAN	57,301	45,356	-20.85	6,220,989	5,952,054	-4.32
HONG KONG	19,336	73,935	282.37	778,516	913,796	17.38
KOREA, REPUBLIC OF	2,710	5,256	93.95	57,275	105,302	83.85
TAIWAN	1,672	242	-85.53	62,920	12,027	-80.89
CHINA	43,312	12,095	-72.07	1,898,744	779,367	-58.95
PAPUA NEW GUINEA	0	2	-	0	48	-
THAILAND	9,003	15,720	74.61	191,518	328,031	71.28
SINGAPORE	437,874	330,612	-24.50	41,375,422	35,183,451	-14.97
PHILIPPINES	19,571	2,756	-85.92	685,558	34,936	-94.90
MALAYSIA	72,619	37,250	-48.70	4,706,240	1,565,356	-66.74
BRUNEI DARUSSALAM	28	10,094	35,950.00	500	20,635	4,027.00
VIET NAM	2,136	4,752	122.47	55,849	58,865	5.40
INDIA	49,522	28,232	-42.99	806,552	647,923	-19.67
PAKISTAN	670	282	-57.91	14,119	9,014	-36.16
BANGLADESH	381	1,606	321.52	3,375	1,860	-44.89
SRI LANKA	335	21	-93.73	5,568	4,254	-23.60
IRAN (ISLAMIC REPUBLIC OF)	833	1	-99.88	7,618	30	-99.61

TABEL 5. PERKEMBANGAN EKSPOR INDONESIA MENURUT KOMODITI DAN NEGARA TUJUAN

JENIS BARANG	BERAT BERSIH (KG)		PERUB	NILAI FOB (US \$)		PERUB
	JAN-APR 2008	JAN-APR 2009	%	JAN-APR 2008	JAN-APR 2009	%
(1)	(2)	(3)	(4)	(5)	(6)	(7)
SAUDI ARABIA	553	920	66.37	4,220	125,040	2,863.03
ISRAEL	0	402	-	0	17,417	-
KUWAIT	0	29	-	0	3,950	-
LEBANON	0	159	-	0	23,565	-
SYRIA ARAB REPUBLIC	725	1,144	57.79	3,827	4,970	29.87
TURKEY	758	2,032	168.07	44,882	63,654	41.83
UNITED ARAB EMIRATES	5,856	4,229	-27.78	129,507	103,092	-20.40
CYPRUS	14	0	-100.00	1,584	0	-100.00
EGYPT	306	0	-100.00	25,681	0	-100.00
MOROCCO	0	399	-	0	11,147	-
TUNISIA	6	13	116.67	1,845	3,770	104.34
ALGERIA	36	24	-33.33	793	437	-44.89
KENYA	64	0	-100.00	1,863	0	-100.00
GHANA	0	274	-	0	9,330	-
CAMEROON	238	0	-100.00	2,038	0	-100.00
NIGERIA	81	87	7.41	1,068	1,313	22.94
SWAZILAND	0	20	-	0	4,984	-
SOUTH AFRICA	3	3,780	125,900.00	27,185	86,197	217.08
MAURITIUS	207	207	0.00	9,751	3,226	-66.92
AUSTRALIA	1,416	4,522	219.35	31,390	56,015	78.45
NEW ZEALAND	44	0	-100.00	576	0	-100.00
NEW CALEDONIA	0	400	-	0	585	-
TONGA	151	0	-100.00	120	0	-100.00
EAST TIMOR	14,061	218	-98.45	12,571	1,821	-85.51
UNITED STATES	292,157	290,636	-0.52	9,022,631	7,799,401	-13.56
CANADA	4,393	775	-82.36	671,768	74,077	-88.97
MEXICO	4,537	3,642	-19.73	75,389	2,293	-96.96
PANAMA	392	0	-100.00	10,849	0	-100.00
CHILE	0	553	-	0	30,883	-
ARGENTINA	460	1,110	141.30	5,506	23,406	325.10
BRAZIL	5,740	1,872	-67.39	98,922	17,607	-82.20
COLOMBIA	5,996	3,312	-44.76	144,764	188,665	30.33
ECUADOR	1,782	553	-68.97	137,203	40,594	-70.41
DOMINICAN REPUBLIC	1,701	129	-92.42	35,651	13,114	-63.22
COSTA RICA	491	116	-76.37	21,478	5,891	-72.57
ANTIGUA AND BARBUDA	0	840	-	0	1,069	-
UNITED KINGDOM	96,511	53,200	-44.88	2,702,110	763,519	-71.74
NETHERLANDS	5,413	3,315	-38.76	401,586	199,218	-50.39
FRANCE	10,556	284	-97.31	693,276	35,044	-94.95
GERMANY, FED. REP. OF	21,039	37,011	75.92	1,462,915	2,012,639	37.58
AUSTRIA	0	2,515	-	0	6,150	-
BELGIUM	70	105	50.00	405	5,373	1,226.67
SWITZERLAND	157	30	-80.89	20,817	2,706	-87.00
DENMARK	530	1,500	183.02	90,227	256,260	184.02
NORWAY	4,376	5,283	20.73	781,409	1,104,102	41.30
SWEDEN	0	258	-	0	7,286	-
FINLAND	0	36	-	0	10,718	-
ITALY	621	4,804	673.59	13,416	75,114	459.88
SPAIN	2,941	599	-79.63	169,185	36,978	-78.14
PORTUGAL	0	29	-	0	65	-
GREECE	57	0	-100.00	868	0	-100.00
HUNGARY	0	39	-	0	183	-
BULGARIA	317	0	-100.00	12,292	0	-100.00
YUGOSLAVIA	26	0	-100.00	9,515	0	-100.00
SLOVAKIA	211	164	-22.27	3,740	3,776	0.96
SLOVENIA	274	310	13.14	4,370	4,228	-3.25
CZECH REPUBLIC	287	346	20.56	13,987	11,856	-15.24
RUSSIA FEDERATION	0	202	-	0	27,839	-
<b>-ALAT UKUR</b>	<b>336,781</b>	<b>292,226</b>	<b>-13.23</b>	<b>5,590,832</b>	<b>7,562,997</b>	<b>35.27</b>
JAPAN	554	71	-87.18	184,109	9,117	-95.05
HONG KONG	0	3,091	-	0	34,295	-
KOREA, REPUBLIC OF	2	0	-100.00	6	0	-100.00
TAIWAN	1,241	215	-82.68	2,994	8,300	177.22
CHINA	1,070	1,800	68.22	31,258	1,723	-94.49
THAILAND	625	204	-67.36	50,557	128,783	154.73
SINGAPORE	64,127	141,012	119.89	982,008	3,754,827	282.36
MALAYSIA	69,161	93,329	34.94	557,292	232,264	-58.32
BRUNEI DARUSSALAM	81,327	9,505	-88.31	1,377,334	101,630	-92.62
VIET NAM	4,153	3,619	-12.86	167,531	240,124	43.33
INDIA	64,833	3	-100.00	760,067	70	-99.99
IRAN (ISLAMIC REPUBLIC OF)	8	0	-100.00	1,200	0	-100.00
SAUDI ARABIA	539	0	-100.00	154,000	0	-100.00
KUWAIT	3,626	567	-84.36	31,921	41,559	30.19
YEMEN	3,045	0	-100.00	27,750	0	-100.00
OMAN	90	0	-100.00	7,454	0	-100.00
SYRIA ARAB REPUBLIC	176	0	-100.00	28,430	0	-100.00
UNITED ARAB EMIRATES	3,289	5,908	79.63	55,476	494,461	791.31

TABEL 5. PERKEMBANGAN EKSPOR INDONESIA MENURUT KOMODITI DAN NEGARA TUJUAN

JENIS BARANG	BERAT BERSIH (KG)		PERUB	NILAI FOB (US \$)		PERUB
	JAN-APR 2008	JAN-APR 2009	%	JAN-APR 2008	JAN-APR 2009	%
(1)	(2)	(3)	(4)	(5)	(6)	(7)
QATAR	44	0	-100.00	3,260	0	-100.00
SUDAN	1,420	0	-100.00	80,299	0	-100.00
KENYA	59	0	-100.00	2,068	0	-100.00
CONGO	0	1,800	-	0	346,876	-
SOUTH AFRICA	0	29	-	0	850	-
AUSTRALIA	16,528	371	-97.76	468,254	3,007	-99.36
UNITED STATES	5,003	10,919	118.25	313,023	718,155	129.43
CANADA	24	214	791.67	20,353	205,392	909.15
UNITED KINGDOM	3,838	1,470	-61.70	138,716	257,309	85.49
NETHERLANDS	56	95	69.64	500	3,000	500.00
FRANCE	166	5,023	2,925.90	7,439	229,801	2,989.14
GERMANY, FED. REP. OF	2,585	5,076	96.36	25,327	174,623	589.47
AUSTRIA	0	257	-	0	1,216	-
BELGIUM	284	4,789	1,586.27	11,340	35,955	217.06
SWITZERLAND	8,908	710	-92.03	100,866	37,087	-63.23
DENMARK	0	48	-	0	51,765	-
SWEDEN	0	861	-	0	900	-
ITALY	0	1,240	-	0	449,908	-
<b>-LONCENG, ARLOJI DAN BAGIAI</b>	<b>2,814,237</b>	<b>2,265,262</b>	<b>-19.51</b>	<b>53,202,133</b>	<b>40,917,299</b>	<b>-23.09</b>
JAPAN	86,010	65,995	-23.27	1,723,338	1,615,586	-6.25
HONG KONG	182,517	94,625	-48.16	2,975,769	1,545,352	-48.07
KOREA, REPUBLIC OF	16,729	4,563	-72.72	134,485	84,063	-37.49
TAIWAN	274,472	184,027	-32.95	1,240,913	917,969	-26.02
CHINA	27,604	19,797	-28.28	244,668	510,418	108.62
MACAU	5,709	8,237	44.28	58,872	161,196	173.81
PAPUA NEW GUINEA	1,358	1,958	44.18	18,620	7,250	-61.06
THAILAND	67,081	49,944	-25.55	1,483,176	1,136,360	-23.38
SINGAPORE	275,252	264,061	-4.07	5,554,619	4,762,781	-14.26
PHILIPPINES	94,358	191,783	103.25	2,842,613	2,964,484	4.29
MALAYSIA	60,667	53,105	-12.46	1,378,098	1,538,427	11.63
MYANMAR (FORM. BURMA)	1	985	98,400.00	1	4,458	445,700.00
CAMBODIA	0	1,049	-	0	17,260	-
BRUNEI DARUSSALAM	0	65,517	-	0	84,171	-
NEPAL	0	102	-	0	640	-
VIET NAM	127,389	180,121	41.39	2,154,553	2,119,854	-1.61
MALDIVES	9,537	7,126	-25.28	62,520	80,000	27.96
INDIA	449,593	209,383	-53.43	3,823,244	1,804,618	-52.80
PAKISTAN	735	1,292	75.78	9,249	19,247	108.10
BANGLADESH	0	1,967	-	0	8,558	-
SRI LANKA	3,584	5,596	56.14	19,814	20,610	4.02
IRAN (ISLAMIC REPUBLIC OF)	0	248	-	0	19,131	-
SAUDI ARABIA	1,490	217	-85.44	28,103	4,361	-84.48
ISRAEL	0	2	-	0	14	-
JORDAN	0	3,600	-	0	119,060	-
LEBANON	1,621	2,174	34.11	25,537	42,208	65.28
YEMEN	282	0	-100.00	335	0	-100.00
OMAN	4,917	0	-100.00	71,159	0	-100.00
TURKEY	1	202	20,100.00	13	3,888	29,807.69
UNITED ARAB EMIRATES	2,514	2,518	0.16	46,927	59,810	27.45
QATAR	244	3	-98.77	918	3,826	316.78
BAHRAIN	15,030	12,096	-19.52	37,179	188,160	406.09
EGYPT	59	0	-100.00	3,560	0	-100.00
MOROCCO	52,795	52,044	-1.42	498,717	645,601	29.45
TUNISIA	219	0	-100.00	5,484	0	-100.00
SUDAN	6,176	0	-100.00	85,832	0	-100.00
KENYA	0	56	-	0	569	-
MOZAMBIQUE	15,023	2,813	-81.28	132,658	34,877	-73.71
BOTSWANA	0	12	-	0	53	-
ANGOLA	32,880	0	-100.00	234,060	0	-100.00
CAMEROON	43,500	93,945	115.97	417,898	1,217,908	191.44
NIGERIA	968	400	-58.68	20,179	3,400	-83.15
GABON	1,370	0	-100.00	14,330	0	-100.00
COTE D'IVOIRE	56,497	42,673	-24.47	528,014	575,140	8.93
SENEGAL	48,561	49,365	1.66	353,563	433,743	22.68
BENIN	0	10	-	0	169	-
SOUTH AFRICA	24,063	32,875	36.62	221,839	324,504	46.28
ZAMBIA	653	11	-98.32	11,725	53	-99.55
AUSTRALIA	35,755	53,345	49.20	685,863	1,176,137	71.48
NEW ZEALAND	3,675	1,255	-65.85	106,577	30,195	-71.67
FIJI	3,190	3,189	-0.03	28,694	24,508	-14.59
KIRIBATI	0	10	-	0	421	-
EAST TIMOR	1,677	2,280	35.96	1,188	11,258	847.64
UNITED STATES	124,027	173,824	40.15	2,960,516	6,202,881	109.52
CANADA	2,162	2,091	-3.28	51,879	283,390	446.25
MEXICO	6,582	181	-97.25	125,196	268	-99.79
HONDURAS	5	0	-100.00	2,594	0	-100.00
CUBA	395	0	-100.00	22,129	0	-100.00

TABEL 5. PERKEMBANGAN EKSPOR INDONESIA MENURUT KOMODITI DAN NEGARA TUJUAN

JENIS BARANG	BERAT BERSIH (KG)		PERUB	NILAI FOB (US \$)		PERUB
	JAN-APR 2008	JAN-APR 2009	%	JAN-APR 2008	JAN-APR 2009	%
(1)	(2)	(3)	(4)	(5)	(6)	(7)
CHILE	6,934	15,595	124.91	127,812	232,315	81.76
VENEZUELA	7	5	-28.57	31	101	225.81
ARGENTINA	1,950	949	-51.33	44,625	11,034	-75.27
BRAZIL	5,522	2,137	-61.30	765,728	277,761	-63.73
COLOMBIA	392	4	-98.98	10,169	31	-99.70
BOLIVIA	100	2,469	2,369.00	412	69,289	16,717.72
URUGUAY	2	0	-100.00	10	0	-100.00
UNITED KINGDOM	22,019	75,050	240.84	589,980	3,463,691	487.09
NETHERLANDS	776	1,804	132.47	73,337	69,922	-4.66
FRANCE	511,305	150,688	-70.53	16,653,770	3,012,935	-81.91
GERMANY, FED. REP. OF	44,208	39,773	-10.03	2,328,586	1,038,461	-55.40
AUSTRIA	266	895	236.47	14,225	38,354	169.62
BELGIUM	0	195	-	0	16,968	-
SWITZERLAND	4,487	74	-98.35	29,692	3,268	-88.99
DENMARK	0	106	-	0	5,719	-
SWEDEN	1,881	28	-98.51	65,038	9,688	-85.10
FINLAND	0	43	-	0	5,000	-
IRELAND	3,202	2,142	-33.10	412,866	862,882	109.00
ITALY	762	310	-59.32	6,892	13,147	90.76
SPAIN	3,012	1,473	-51.10	106,408	26,796	-74.82
PORTUGAL	30,820	20,370	-33.91	1,081,490	720,521	-33.38
GREECE	146	301	106.16	784	5,611	615.69
HUNGARY	2,579	934	-63.78	240,556	62,177	-74.15
POLAND	18	10	-44.44	502	2,000	298.41
ROMANIA	219	235	7.31	5,483	6,747	23.05
MOLDOVA, REPUBLIC OF	70	0	-100.00	10,661	0	-100.00
LATVIA	0	4	-	0	128	-
ESTONIA	1	0	-100.00	6	0	-100.00
GEORGIA	1	0	-100.00	14	0	-100.00
SLOVAKIA	574	0	-100.00	81,598	0	-100.00
CZECH REPUBLIC	4,056	6,981	72.12	104,190	153,897	47.71
RUSSIA FEDERATION	1	15	1,400.00	50	21	-58.00
<b>-COKLAT OLAHAN</b>	<b>48,257,918</b>	<b>31,583,499</b>	<b>-34.55</b>	<b>126,412,208</b>	<b>101,387,574</b>	<b>-19.80</b>
JAPAN	250,987	247,299	-1.47	853,050	1,040,100	21.93
HONG KONG	46,060	79,051	71.63	133,801	303,745	127.01
KOREA, DEMOCRATIC PEOPLE'S	0	2,048	-	0	4,750	-
KOREA, REPUBLIC OF	225,534	170,597	-24.36	525,097	315,457	-39.92
TAIWAN	65,446	79,763	21.88	127,339	178,624	40.27
CHINA	1,952,829	981,990	-49.71	1,426,929	1,227,224	-14.00
MONGOLIA	13,999	14,000	0.01	18,650	30,800	65.15
PAPUA NEW GUINEA	4,000	0	-100.00	6,360	0	-100.00
THAILAND	836,763	1,124,341	34.37	1,646,976	2,572,543	56.20
SINGAPORE	508,707	290,872	-42.82	916,466	665,329	-27.40
PHILIPPINES	2,890,742	3,253,427	12.55	2,603,742	4,037,431	55.06
MALAYSIA	2,956,395	1,311,061	-55.65	3,369,557	1,985,773	-41.07
MYANMAR (FORM. BURMA)	5,000	0	-100.00	6,390	0	-100.00
BRUNEI DARUSSALAM	53,139	81,694	53.74	164,427	149,666	-8.98
VIET NAM	97,139	33,400	-65.62	89,610	54,772	-38.88
MALDIVES	10,371	47,835	361.24	28,465	104,074	265.62
INDIA	376,336	435,753	15.79	502,321	713,279	42.00
PAKISTAN	218,543	208,921	-4.40	194,893	264,190	35.56
BANGLADESH	29,753	21,948	-26.23	84,431	67,933	-19.54
SRI LANKA	98,000	30,000	-69.39	75,374	37,760	-49.90
IRAN (ISLAMIC REPUBLIC OF)	338,999	17,000	-94.99	286,525	16,915	-94.10
SAUDI ARABIA	85,169	44,162	-48.15	153,803	115,929	-24.63
ISRAEL	0	10,592	-	0	30,400	-
KUWAIT	81,544	91,470	12.17	162,667	240,470	47.83
JORDAN	3,799	0	-100.00	12,435	0	-100.00
LEBANON	0	985	-	0	2,857	-
YEMEN	86,635	177,624	105.03	164,601	306,201	86.03
OMAN	25,045	17,274	-31.03	50,640	41,145	-18.75
SYRIA ARAB REPUBLIC	0	25,000	-	0	40,488	-
TURKEY	209,000	178,000	-14.83	179,538	203,600	13.40
UNITED ARAB EMIRATES	1,109,263	1,189,430	7.23	4,478,326	5,616,903	25.42
QATAR	266	0	-100.00	1,280	0	-100.00
BAHRAIN	36,112	90,951	151.86	92,496	252,670	173.17
EGYPT	160,599	177,800	10.71	524,504	853,365	62.70
ALGERIA	0	39,668	-	0	53,833	-
SUDAN	140	172	22.86	640	750	17.19
NAMIBIA	3,823	0	-100.00	8,405	0	-100.00
MADAGASCAR	0	3,039	-	0	4,626	-
KENYA	95,064	90,000	-5.33	162,394	310,500	91.20
GHANA	45,630	0	-100.00	70,980	0	-100.00
GUINEA	24,367	0	-100.00	58,800	0	-100.00
ANGOLA	30,699	12,136	-60.47	32,803	25,032	-23.69
CAMEROON	5,620	13,999	149.09	11,115	24,780	122.94
SIERRA LEONE	2,459	17,000	591.34	7,700	15,160	96.88

TABEL 5. PERKEMBANGAN EKSPOR INDONESIA MENURUT KOMODITI DAN NEGARA TUJUAN

JENIS BARANG	BERAT BERSIH (KG)		PERUB	NILAI FOB (US \$)		PERUB
	JAN-APR 2008	JAN-APR 2009	%	JAN-APR 2008	JAN-APR 2009	%
(1)	(2)	(3)	(4)	(5)	(6)	(7)
MAURITANIA	15,210	15,300	0.59	24,083	32,640	35.53
MALI	2,860	13,812	382.94	7,700	27,215	253.44
BENIN	2,250	0	-100.00	1,665	0	-100.00
UGANDA	0	579	-	0	1,463	-
SOUTH AFRICA	522,748	658,000	25.87	704,589	1,494,000	112.04
MAURITIUS	97,904	123,276	25.92	215,719	273,887	26.96
AUSTRALIA	2,922,431	1,688,252	-42.23	12,761,855	8,140,355	-36.21
NEW ZEALAND	470,997	269,372	-42.81	1,263,310	1,018,220	-19.40
VANUATU	448	0	-100.00	678	0	-100.00
AMERICAN SAMOA	9,954	0	-100.00	11,777	0	-100.00
FIJI	40,534	1,863	-95.40	87,561	4,614	-94.73
KIRIBATI	43	100	132.56	94	325	245.74
SAMOA	7,265	0	-100.00	14,824	0	-100.00
SOLOMON ISLANDS	4,386	3,601	-17.90	10,263	7,180	-30.04
TONGA	8,116	53,659	561.15	13,277	54,123	307.64
EAST TIMOR	9,774	59,535	509.12	17,964	93,013	417.77
UNITED STATES	9,922,780	4,897,763	-50.64	43,245,119	28,042,592	-35.15
MEXICO	507,000	105,000	-79.29	430,399	150,750	-64.97
CHILE	300,000	70,000	-76.67	230,750	115,150	-50.10
ARGENTINA	83,999	98,000	16.67	70,000	126,980	81.40
BRAZIL	1,190,384	979,955	-17.68	710,042	906,832	27.72
COLOMBIA	600,000	0	-100.00	292,800	0	-100.00
URUGUAY	178,000	45,000	-74.72	109,260	55,688	-49.03
ECUADOR	140,000	0	-100.00	76,500	0	-100.00
COSTA RICA	20,000	0	-100.00	9,000	0	-100.00
UNITED KINGDOM	109,397	300,200	174.41	72,327	363,140	402.08
NETHERLANDS	3,040,340	2,124,383	-30.13	14,369,434	10,078,512	-29.86
FRANCE	3,970,812	4,076,677	2.67	19,014,723	21,133,258	11.14
GERMANY, FED. REP. OF	931,136	575,007	-38.25	2,447,568	1,672,059	-31.68
BELGIUM	1,347,000	250	-99.98	3,744,303	16,400	-99.56
SWITZERLAND	22,805	445	-98.05	182,905	33,529	-81.67
ITALY	720	140,807	19,456.53	2,736	935,516	34,092.84
SPAIN	6,827,599	3,415,520	-49.97	3,494,594	2,509,075	-28.20
PORTUGAL	1,866	0	-100.00	3,900	0	-100.00
HUNGARY	44,500	47,100	5.84	30,560	44,370	45.19
ARMENIA	0	3,152	-	0	6,776	-
KAZAKHSTAN	0	16,600	-	0	14,940	-
UKRAINE	33,500	49,800	48.66	21,726	44,320	104.00
UZBEKISTAN	25,000	0	-100.00	21,250	0	-100.00
LITHUANIA	200,000	0	-100.00	171,500	0	-100.00
ESTONIA	1,124,000	637,789	-43.26	2,445,573	738,133	-69.82
GEORGIA	1,876	0	-100.00	3,000	0	-100.00
CROATIA	67,499	0	-100.00	57,170	0	-100.00
RUSSIA FEDERATION	468,809	502,400	7.17	786,180	1,343,445	70.88
<b>-GULA TETES</b>	<b>223,338,352</b>	<b>25,213,557</b>	<b>-88.71</b>	<b>13,170,895</b>	<b>2,416,282</b>	<b>-81.65</b>
JAPAN	7,048,157	0	-100.00	422,889	0	-100.00
HONG KONG	108,000	0	-100.00	57,132	0	-100.00
KOREA, REPUBLIC OF	30,558,066	13,703,581	-55.16	1,821,330	1,343,840	-26.22
TAIWAN	96,760,033	11,400,000	-88.22	5,438,469	1,014,600	-81.34
PAPUA NEW GUINEA	9,989	0	-100.00	18,486	0	-100.00
SINGAPORE	8,303	42,769	415.10	39,088	13,866	-64.53
MALAYSIA	26,810	38,686	44.30	30,005	12,199	-59.34
VIET NAM	88,814,938	0	-100.00	5,337,763	0	-100.00
UNITED ARAB EMIRATES	10	0	-100.00	13	0	-100.00
KENYA	0	4,488	-	0	29,298	-
AUSTRALIA	0	351	-	0	439	-
NEW ZEALAND	0	22,657	-	0	510	-
VANUATU	3,618	1,025	-71.67	4,565	1,530	-66.48
UNITED STATES	428	0	-100.00	1,155	0	-100.00
<b>-KERUPUK UDANG</b>	<b>2,746,813</b>	<b>2,484,274</b>	<b>-9.56</b>	<b>4,527,195</b>	<b>4,185,411</b>	<b>-7.55</b>
JAPAN	71,317	30,108	-57.78	114,932	64,295	-44.06
HONG KONG	62,740	40,932	-34.76	120,160	78,669	-34.53
KOREA, REPUBLIC OF	306,114	275,027	-10.16	452,403	405,988	-10.26
TAIWAN	7,309	7,297	-0.16	7,317	7,273	-0.60
CHINA	2,400	0	-100.00	2,880	0	-100.00
SINGAPORE	71,474	35,944	-49.71	118,521	53,772	-54.63
MALAYSIA	136,465	55,174	-59.57	72,293	85,881	18.80
BRUNEI DARUSSALAM	70	0	-100.00	53	0	-100.00
INDIA	0	10,000	-	0	5,000	-
SAUDI ARABIA	81,819	83,304	1.81	89,499	85,268	-4.73
UNITED ARAB EMIRATES	22,725	16,315	-28.21	27,944	18,965	-32.13
AUSTRALIA	57,322	26,643	-53.52	97,150	47,427	-51.18
NEW ZEALAND	572	303	-47.03	2,158	1,413	-34.52
UNITED STATES	62,817	149,174	137.47	161,145	333,944	107.23
CANADA	4,000	12,077	201.93	7,720	23,684	206.79
UNITED KINGDOM	337,100	237,630	-29.51	466,907	334,547	-28.35

TABEL 5. PERKEMBANGAN EKSPOR INDONESIA MENURUT KOMODITI DAN NEGARA TUJUAN

JENIS BARANG	BERAT BERSIH (KG)		PERUB	NILAI FOB (US \$)		PERUB
	JAN-APR 2008	JAN-APR 2009	%	JAN-APR 2008	JAN-APR 2009	%
(1)	(2)	(3)	(4)	(5)	(6)	(7)
NETHERLANDS	1,340,009	1,305,067	-2.61	2,391,034	2,264,727	-5.28
FRANCE	127,710	165,223	29.37	329,542	323,575	-1.81
BELGIUM	42,250	25,008	-40.81	44,947	32,274	-28.20
SWEDEN	0	229	-	0	530	-
SPAIN	12,600	8,819	-30.01	20,590	18,179	-11.71
<b>-BUAH/SAYURAN OLAHAN</b>	<b>177,513,836</b>	<b>131,764,557</b>	<b>-25.77</b>	<b>136,903,704</b>	<b>90,283,686</b>	<b>-34.05</b>
JAPAN	5,616,948	5,261,665	-6.33	5,452,374	5,014,070	-8.04
HONG KONG	274,180	348,518	27.11	355,767	354,929	-0.24
KOREA, REPUBLIC OF	2,676,859	2,854,333	6.63	1,912,420	1,381,409	-27.77
TAIWAN	2,910,964	1,553,685	-46.63	1,622,635	982,540	-39.45
CHINA	1,633,673	9,061,258	454.66	598,275	1,554,271	159.79
THAILAND	112,261	4,331	-96.14	191,472	17,244	-90.99
SINGAPORE	18,303,024	18,660,966	1.96	15,822,147	17,391,784	9.92
PHILIPPINES	66,171	4,073,993	6,056.77	92,696	1,216,744	1,212.62
MALAYSIA	19,713,423	28,308,514	43.60	3,580,538	4,575,539	27.79
BRUNEI DARUSSALAM	106,866	50,933	-52.34	122,096	57,790	-52.67
VIET NAM	5,660,336	23,959	-99.58	5,039,883	34,324	-99.32
MALDIVES	13,391	7,452	-44.35	22,719	13,117	-42.26
INDIA	15,878,668	5,126,152	-67.72	13,001,982	4,143,292	-68.13
PAKISTAN	1,193,447	303,894	-74.54	751,954	325,037	-56.77
SRI LANKA	36,199	0	-100.00	45,348	0	-100.00
IRAN (ISLAMIC REPUBLIC OF)	169,705	17,273	-89.82	162,550	13,600	-91.63
SAUDI ARABIA	827,817	648,796	-21.63	832,107	778,810	-6.41
ISRAEL	887,663	536,086	-39.61	971,178	461,171	-52.51
KUWAIT	23,150	152,602	559.19	30,327	200,753	561.96
JORDAN	137,790	302,110	119.25	331,960	584,976	76.22
LEBANON	169,548	164,132	-3.19	721,187	574,403	-20.35
YEMEN	12,500	28,840	130.72	14,750	31,076	110.68
OMAN	0	16,650	-	0	22,365	-
SYRIA ARAB REPUBLIC	115,817	243,977	110.66	597,668	636,476	6.49
TURKEY	287,700	412,999	43.55	298,424	422,537	41.59
UNITED ARAB EMIRATES	959,120	1,262,951	31.68	1,198,243	1,213,232	1.25
QATAR	668	91,272	13,563.47	793	108,131	13,535.69
BAHRAIN	35,712	149,409	318.37	47,330	152,683	222.59
CYPRUS	0	25,000	-	0	15,000	-
EGYPT	269,260	208,919	-22.41	147,340	179,632	21.92
LIBYAN ARAB JAMAHIRIYA	0	161,507	-	0	200,987	-
MOROCCO	0	295,500	-	0	256,615	-
TUNISIA	0	26,000	-	0	5,000	-
ALGERIA	0	100,000	-	0	60,000	-
SUDAN	37,006	0	-100.00	45,809	0	-100.00
MADAGASCAR	0	13	-	0	21	-
ANGOLA	0	52,000	-	0	34,570	-
NIGERIA	0	49,000	-	0	76,450	-
UGANDA	264	0	-100.00	770	0	-100.00
SOUTH AFRICA	1,400,198	644,774	-53.95	1,149,694	551,846	-52.00
MAURITIUS	37,500	41,391	10.38	40,125	36,056	-10.14
AUSTRALIA	715,737	762,208	6.49	1,159,839	892,921	-23.01
NEW ZEALAND	73,480	112,429	53.01	90,212	118,180	31.00
NEW CALEDONIA	15,000	0	-100.00	18,000	0	-100.00
VANUATU	1,933	0	-100.00	2,244	0	-100.00
AMERICAN SAMOA	796	0	-100.00	2,444	0	-100.00
FIJI	1,085	0	-100.00	1,817	0	-100.00
KIRIBATI	817	0	-100.00	1,760	0	-100.00
SAMOA	2,271	0	-100.00	5,206	0	-100.00
SOLOMON ISLANDS	38,406	0	-100.00	40,715	0	-100.00
TONGA	641	1,454	126.83	1,248	2,170	73.88
EAST TIMOR	56,417	20,763	-63.20	31,970	12,022	-62.40
UNITED STATES	29,685,609	21,125,555	-28.84	30,301,494	21,455,951	-29.19
CANADA	128,621	224,796	74.77	350,536	283,534	-19.11
MEXICO	323,132	170,661	-47.19	198,200	84,872	-57.18
PANAMA	33,671	0	-100.00	36,883	0	-100.00
SURINAME	0	991	-	0	1,077	-
CHILE	1,344,408	589,026	-56.19	948,213	441,961	-53.39
ARGENTINA	6,862,686	1,601,176	-76.67	4,663,885	1,221,850	-73.80
BRAZIL	201,500	585,359	190.50	210,475	462,850	119.91
BOLIVIA	0	12,500	-	0	10,625	-
URUGUAY	155,787	364,500	133.97	135,704	280,111	106.41
PARAGUAY	75,000	175,000	133.33	86,875	126,625	45.76
PERU	177,632	144,539	-18.63	117,050	90,075	-23.05
JAMAICA	50,000	0	-100.00	51,250	0	-100.00
PUERTO RICO	112,078	130,341	16.29	102,763	135,055	31.42
COSTA RICA	67,540	13,000	-80.75	63,571	10,725	-83.13
CAPE VERDE	0	50,000	-	0	45,908	-
MARTINIQUE	0	39,098	-	0	61,040	-
UNITED KINGDOM	2,600,108	935,755	-64.01	1,763,579	1,060,238	-39.88
NETHERLANDS	9,775,914	3,447,849	-64.73	4,857,324	2,858,087	-41.16

TABEL 5. PERKEMBANGAN EKSPOR INDONESIA MENURUT KOMODITI DAN NEGARA TUJUAN

JENIS BARANG	BERAT BERSIH (KG)		PERUB	NILAI FOB (US \$)		PERUB
	JAN-APR 2008	JAN-APR 2009	%	JAN-APR 2008	JAN-APR 2009	%
(1)	(2)	(3)	(4)	(5)	(6)	(7)
FRANCE	2,139,058	1,770,350	-17.24	1,854,771	1,490,545	-19.64
GERMANY, FED. REP. OF	14,731,709	5,489,636	-62.74	8,258,949	4,225,167	-48.84
AUSTRIA	2,044,185	540,318	-73.57	1,442,702	401,464	-72.17
BELGIUM	2,861,657	746,560	-73.91	2,641,921	968,804	-63.33
SWITZERLAND	17,850	125,513	603.15	6,431	328,632	5,010.12
DENMARK	341,230	238,975	-29.97	314,927	282,574	-10.27
NORWAY	331,120	316,706	-4.35	433,614	420,521	-3.02
SWEDEN	559,907	236,678	-57.73	415,026	198,850	-52.09
FINLAND	2,654,881	806,892	-69.61	2,136,242	775,882	-63.68
IRELAND	12,500	0	-100.00	11,875	0	-100.00
ITALY	2,838,269	1,313,701	-53.71	2,381,824	1,127,920	-52.64
SPAIN	12,439,201	6,499,298	-47.75	12,950,981	5,427,690	-58.09
PORTUGAL	228,680	38,750	-83.05	304,654	41,045	-86.53
GREECE	654,994	208,360	-68.19	480,593	179,230	-62.71
HUNGARY	0	109,860	-	0	92,568	-
POLAND	326,867	275,499	-15.72	349,704	222,986	-36.24
ROMANIA	462,871	229,164	-50.49	315,185	165,322	-47.55
BULGARIA	0	63,000	-	0	48,155	-
YUGOSLAVIA	92,932	0	-100.00	55,720	0	-100.00
ALBANIA	0	25,500	-	0	14,063	-
BELARUS	92,040	0	-100.00	68,640	0	-100.00
KAZAKHSTAN	25,000	0	-100.00	28,000	0	-100.00
UKRAINE	891,201	245,999	-72.40	662,518	187,796	-71.65
LITHUANIA	68,155	32,950	-51.65	70,232	14,500	-79.35
LATVIA	0	78,000	-	0	15,000	-
ESTONIA	128,720	34,872	-72.91	46,305	9,980	-78.45
GEORGIA	126,000	0	-100.00	78,750	0	-100.00
CROATIA	21,455	26,000	21.18	22,934	5,000	-78.20
BOSNIA AND HERZEGOVINA	22,500	0	-100.00	24,750	0	-100.00
SLOVENIA	124,732	0	-100.00	85,660	0	-100.00
CZECH REPUBLIC	0	24,475	-	0	24,965	-
RUSSIA FEDERATION	1,208,025	509,647	-57.81	1,014,978	280,670	-72.35
<b>-MINUMAN OLAHAN</b>	<b>28,221,302</b>	<b>33,572,610</b>	<b>18.96</b>	<b>20,648,262</b>	<b>20,380,786</b>	<b>-1.30</b>
JAPAN	7,316,366	5,976,287	-18.32	3,356,777	3,244,352	-3.35
HONG KONG	1,091,115	1,802,232	65.17	1,083,305	1,781,165	64.42
KOREA, REPUBLIC OF	23,906	20,228	-15.39	34,768	41,392	19.05
TAIWAN	718,709	497,306	-30.81	567,481	448,387	-20.99
CHINA	54,730	6,105	-88.85	43,695	27,946	-36.04
MONGOLIA	15,866	0	-100.00	9,342	0	-100.00
PAPUA NEW GUINEA	179,064	340,545	90.18	1,954,530	134,073	-93.14
THAILAND	1,165,620	497,350	-57.33	761,974	315,767	-58.56
SINGAPORE	8,459,307	6,375,190	-24.64	3,838,186	2,972,918	-22.54
PHILIPPINES	539,983	1,339,639	148.09	367,449	874,476	137.99
MALAYSIA	1,578,231	1,876,051	18.87	3,513,392	2,268,319	-35.44
CAMBODIA	150,846	63,654	-57.80	171,659	46,858	-72.70
BRUNEI DARUSSALAM	697,440	805,731	15.53	554,724	424,279	-23.52
VIET NAM	575,941	1,048,597	82.07	1,197,544	1,420,983	18.66
MALDIVES	98,079	49,620	-49.41	82,896	47,272	-42.97
INDIA	0	20,092	-	0	15,321	-
PAKISTAN	0	24,098	-	0	8,577	-
SRI LANKA	18,800	0	-100.00	16,559	0	-100.00
SAUDI ARABIA	171,147	122,910	-28.18	48,040	27,917	-41.89
JORDAN	22,162	9,302	-58.03	58,567	10,637	-81.84
YEMEN	14,780	0	-100.00	3,695	0	-100.00
OMAN	91,378	0	-100.00	59,813	0	-100.00
UNITED ARAB EMIRATES	1,210,626	4,224,193	248.93	1,087,817	3,097,195	184.72
QATAR	26,155	18,266	-30.16	135,437	6,528	-95.18
EGYPT	54,827	12,855	-76.55	21,164	7,110	-66.41
LIBYAN ARAB JAMAHIRIYA	14,275	20,763	45.45	47,301	74,258	56.99
TANZANIA, UNITED REPUBLIC O	0	12,000	-	0	1,570	-
KENYA	0	14,243	-	0	4,550	-
TOGO	35,864	0	-100.00	27,000	0	-100.00
GUINEA	0	18,152	-	0	4,580	-
SIERRA LEONE	17,664	0	-100.00	13,800	0	-100.00
BENIN	45,973	17,675	-61.55	34,900	14,145	-59.47
GAMBIA	0	808	-	0	1,802	-
UGANDA	68	0	-100.00	215	0	-100.00
SOUTH AFRICA	35,866	0	-100.00	27,004	0	-100.00
MAURITIUS	110	21,536	19,478.18	709	20,969	2,857.55
AUSTRALIA	490,123	1,948,735	297.60	625,618	1,057,180	68.98
NEW ZEALAND	2,468	1,733	-29.78	7,071	6,588	-6.83
GUAM	9,568	0	-100.00	10,800	0	-100.00
NORTHERN MARIANA ISLANDS	0	1,546	-	0	4,233	-
VANUATU	62,939	781	-98.76	14,667	670	-95.43
AMERICAN SAMOA	50,002	33,527	-32.95	17,243	20,054	16.30
FIJI	0	6,282	-	0	2,814	-
MARSHALL ISLANDS	17,957	0	-100.00	2,085	0	-100.00

TABEL 5. PERKEMBANGAN EKSPOR INDONESIA MENURUT KOMODITI DAN NEGARA TUJUAN

JENIS BARANG	BERAT BERSIH (KG)		PERUB	NILAI FOB (US \$)		PERUB
	JAN-APR 2008	JAN-APR 2009	%	JAN-APR 2008	JAN-APR 2009	%
(1)	(2)	(3)	(4)	(5)	(6)	(7)
SAMOA	3,041	0	-100.00	4,235	0	-100.00
SOLOMON ISLANDS	171,383	155,135	-9.48	31,720	65,071	105.14
TONGA	81,014	13,291	-83.59	51,085	11,983	-76.54
EAST TIMOR	2,539,573	5,985,026	135.67	433,241	1,586,920	266.29
UNITED STATES	56,261	64,777	15.14	17,965	31,803	77.03
CANADA	5	506	10,020.00	5	600	11,900.00
SURINAME	0	63	-	0	300	-
UNITED KINGDOM	9,564	0	-100.00	10,020	0	-100.00
NETHERLANDS	141,506	117,959	-16.64	253,017	237,710	-6.05
GERMANY, FED. REP. OF	1,007	162	-83.91	28,184	371	-98.68
AUSTRIA	0	914	-	0	1,566	-
SWEDEN	579	0	-100.00	92	0	-100.00
IRELAND	159	20	-87.42	78	20	-74.36
PORTUGAL	159,255	0	-100.00	21,393	0	-100.00
MONTSERRAT	0	6,725	-	0	9,557	-
<b>-ROKOK DAN TEMBAKAU OLAH</b>	<b>27,128,452</b>	<b>24,598,095</b>	<b>-9.33</b>	<b>134,649,910</b>	<b>149,389,560</b>	<b>10.95</b>
JAPAN	72,759	40,468	-44.38	801,125	435,401	-45.65
HONG KONG	3,603	19,286	435.28	18,589	113,891	512.68
KOREA, REPUBLIC OF	812	3,993	391.75	9,989	21,365	113.89
TAIWAN	3,955	7,190	81.80	29,501	54,392	84.37
CHINA	28,632	5,850	-79.57	222,858	30,860	-86.15
MACAU	47,000	46	-99.90	211,910	604	-99.71
THAILAND	2,852,029	1,968,857	-30.97	11,653,070	9,888,604	-15.14
SINGAPORE	3,575,225	2,276,374	-36.33	31,927,518	22,160,292	-30.59
PHILIPPINES	231,709	370,683	59.98	1,452,138	2,695,095	85.59
MALAYSIA	3,244,824	3,677,425	13.33	23,500,314	30,644,030	30.40
CAMBODIA	8,848,612	9,342,406	5.58	35,704,230	46,017,475	28.89
BRUNEI DARUSSALAM	29,192	7,437	-74.52	306,503	57,017	-81.40
LAO PEOPLE'S DEMOCRATIC RE	31	0	-100.00	132	0	-100.00
VIET NAM	607,691	739,362	21.67	3,682,956	6,612,653	79.55
INDIA	2,730	8,461	209.93	2,730	81,619	2,889.71
PAKISTAN	715	0	-100.00	3,386	0	-100.00
SRI LANKA	10	0	-100.00	209	0	-100.00
IRAN (ISLAMIC REPUBLIC OF)	11,034	0	-100.00	119,127	0	-100.00
SAUDI ARABIA	45,544	117,089	157.09	531,600	1,648,116	210.03
JORDAN	0	72,700	-	0	306,876	-
LEBANON	12,601	38,304	203.98	49,740	151,200	203.98
TURKEY	584,940	106,560	-81.78	2,360,100	468,522	-80.15
UNITED ARAB EMIRATES	338,718	116,107	-65.72	1,261,859	601,308	-52.35
QATAR	2,375	2,485	4.63	22,849	22,240	-2.67
BAHRAIN	452	820	81.42	14,092	9,421	-33.15
CYPRUS	2,051	0	-100.00	35,020	0	-100.00
EGYPT	160,000	241,816	51.14	240,000	518,764	116.15
TUNISIA	19,805	0	-100.00	41,789	0	-100.00
KENYA	0	19,799	-	0	117,426	-
NIGERIA	11	99,000	899,900.00	60	569,250	948,650.00
SENEGAL	0	60,023	-	0	93,036	-
SOUTH AFRICA	325	324,914	99,873.54	3,825	1,671,246	43,592.71
MAURITIUS	0	735	-	0	10,800	-
AUSTRALIA	456,156	403,208	-11.61	1,929,346	1,310,238	-32.09
VANUATU	0	779	-	0	6,080	-
EAST TIMOR	72,968	132,268	81.27	949,506	1,693,638	78.37
UNITED STATES	2,021,406	1,613,973	-20.16	4,914,655	5,137,895	4.54
CANADA	635	1,144	80.16	11,390	21,096	85.22
MEXICO	89	0	-100.00	487	0	-100.00
NICARAGUA	18,000	25	-99.86	57,540	25	-99.96
ARGENTINA	0	617	-	0	6,008	-
BRAZIL	34,894	218,358	525.78	219,301	1,212,033	452.68
COLOMBIA	960	0	-100.00	14,573	0	-100.00
BOLIVIA	0	5,178	-	0	59,750	-
PARAGUAY	244,118	85,210	-65.09	1,387,757	1,231,000	-11.30
PERU	746	0	-100.00	5,850	0	-100.00
PUERTO RICO	0	72,000	-	0	184,763	-
DOMINICAN REPUBLIC	0	102	-	0	666	-
ARUBA	143	0	-100.00	605	0	-100.00
NORFOLK ISLANDS	118,800	0	-100.00	5,940	0	-100.00
UNITED KINGDOM	219	56,098	25,515.53	4,115	314,896	7,552.39
NETHERLANDS	177,602	128,169	-27.83	1,452,489	1,034,208	-28.80
FRANCE	221,685	404,269	82.36	83,850	1,955,418	2,232.04
GERMANY, FED. REP. OF	189,349	279,737	47.74	1,010,897	1,722,357	70.38
AUSTRIA	2,612	793	-69.64	25,090	12,900	-48.59
BELGIUM	1,345,494	774,798	-42.42	4,912,264	5,068,719	3.18
SWITZERLAND	32,653	446	-98.63	47,909	7,094	-85.19
DENMARK	235,725	116,723	-50.48	1,289,276	960,274	-25.52
NORWAY	59	0	-100.00	2,267	0	-100.00
SWEDEN	30,095	0	-100.00	131,857	0	-100.00
ITALY	405,935	49,837	-87.72	1,154,921	122,223	-89.42



TABEL 5. PERKEMBANGAN EKSPOR INDONESIA MENURUT KOMODITI DAN NEGARA TUJUAN

JENIS BARANG	BERAT BERSIH (KG)		PERUB	NILAI FOB (US \$)		PERUB
	JAN-APR 2008	JAN-APR 2009	%	JAN-APR 2008	JAN-APR 2009	%
(1)	(2)	(3)	(4)	(5)	(6)	(7)
SPAIN	33,863	13,916	-58.90	197,660	205,312	3.87
HUNGARY	462	38,895	8,318.83	7,617	223,296	2,831.55
POLAND	20,000	119,298	496.49	16,000	683,570	4,172.31
ROMANIA	286	40,699	14,130.42	4,680	233,782	4,895.34
BELARUS	0	40,002	-	0	34,802	-
UKRAINE	53,552	35,340	-34.01	58,371	117,217	100.81
CZECH REPUBLIC	1,456	1,760	20.88	14,439	13,128	-9.08
RUSSIA FEDERATION	681,105	296,263	-56.50	532,039	815,669	53.31
<b>-DAGING TERNAK</b>	<b>1,376,617</b>	<b>1,309,637</b>	<b>-4.87</b>	<b>5,567,446</b>	<b>5,406,712</b>	<b>-2.89</b>
JAPAN	32,298	717	-97.78	81,124	20,718	-74.46
HONG KONG	80,924	111,592	37.90	241,949	94,836	-60.80
KOREA, REPUBLIC OF	19,547	7,591	-61.17	93,899	31,350	-66.61
TAIWAN	1,000	0	-100.00	2,000	0	-100.00
CHINA	0	27,940	-	0	15,423	-
SINGAPORE	13,570	1,602	-88.19	24,934	5,242	-78.98
MALAYSIA	27,097	11,953	-55.89	17,864	11,302	-36.73
VIET NAM	0	4,800	-	0	4,800	-
AUSTRALIA	10	0	-100.00	14	0	-100.00
CANADA	0	20,244	-	0	114,510	-
UNITED KINGDOM	0	2,521	-	0	17,042	-
NETHERLANDS	234,398	17,250	-92.64	1,051,859	70,225	-93.32
FRANCE	198,347	187,796	-5.32	829,183	875,807	5.62
BELGIUM	717,838	909,965	26.76	2,998,735	4,114,433	37.21
SWITZERLAND	23,688	5,666	-76.08	102,081	31,024	-69.61
SPAIN	20,160	0	-100.00	83,472	0	-100.00
CROATIA	7,740	0	-100.00	40,332	0	-100.00
<b>-DAGING UNGGAS</b>	<b>80,000</b>	<b>14</b>	<b>-99.98</b>	<b>85,500</b>	<b>1,200</b>	<b>-98.60</b>
VIET NAM	80,000	0	-100.00	85,500	0	-100.00
UNITED STATES	0	14	-	0	1,200	-
<b>-IKAN OLAHAN</b>	<b>59,837,700</b>	<b>58,979,666</b>	<b>-1.43</b>	<b>232,875,051</b>	<b>244,397,887</b>	<b>4.95</b>
JAPAN	9,870,869	10,154,035	2.87	36,869,230	46,568,027	26.31
HONG KONG	644,114	447,536	-30.52	4,053,211	3,352,084	-17.30
KOREA, REPUBLIC OF	2,362,250	3,268,262	38.35	5,135,311	5,050,584	-1.65
TAIWAN	1,458,224	1,070,373	-26.60	2,179,280	1,051,738	-51.74
CHINA	388,803	379,889	-2.29	259,518	681,335	162.54
THAILAND	1,999,023	2,698,885	35.01	1,335,996	2,877,721	115.40
SINGAPORE	2,681,023	2,538,930	-5.30	4,620,698	4,961,960	7.39
PHILIPPINES	54,443	80,202	47.31	65,505	63,689	-2.77
MALAYSIA	1,938,104	1,647,671	-14.99	3,969,725	2,805,996	-29.32
CAMBODIA	43,898	0	-100.00	13,086	0	-100.00
VIET NAM	418,141	201,414	-51.83	1,301,755	332,696	-74.44
MALDIVES	2,189	165	-92.46	4,570	293	-93.59
INDIA	0	7,326	-	0	2,930	-
SRI LANKA	1,660,609	1,285,034	-22.62	1,424,518	1,302,122	-8.59
SAUDI ARABIA	1,248,155	1,394,846	11.75	4,725,463	5,823,138	23.23
ISRAEL	102,852	61,680	-40.03	194,802	219,653	12.76
KUWAIT	100	74,431	74,331.00	1,330	213,805	15,975.56
JORDAN	501,600	744,254	48.38	1,631,586	2,338,463	43.32
LEBANON	20,339	1,905	-90.63	79,822	5,190	-93.50
YEMEN	140,620	453,671	222.62	433,156	1,385,095	219.77
OMAN	50,000	0	-100.00	48,000	0	-100.00
SYRIA ARAB REPUBLIC	0	57,189	-	0	140,585	-
TURKEY	6,808	0	-100.00	42,408	0	-100.00
UNITED ARAB EMIRATES	78,566	46,353	-41.00	234,044	357,557	52.77
QATAR	0	200	-	0	600	-
CYPRUS	7,222	0	-100.00	19,941	0	-100.00
EGYPT	0	62,741	-	0	286,359	-
LIBYAN ARAB JAMAHIRIYA	977,106	896,221	-8.28	3,057,064	3,169,868	3.69
MOROCCO	29,201	81,541	179.24	49,394	121,927	146.85
TUNISIA	59,783	0	-100.00	184,132	0	-100.00
ALGERIA	52,000	72,980	40.35	158,150	187,282	18.42
SUDAN	19,000	0	-100.00	39,786	0	-100.00
NAMIBIA	79,827	0	-100.00	83,723	0	-100.00
TANZANIA, UNITED REPUBLIC O	33,350	68,944	106.73	33,500	80,920	141.55
MADAGASCAR	31,000	0	-100.00	49,800	0	-100.00
REUNION	79,333	28,486	-64.09	315,796	131,013	-58.51
MOZAMBIQUE	0	93,000	-	0	123,000	-
BOTSWANA	0	15,500	-	0	20,500	-
EQUATORIAL GUINEA	77,500	93,000	20.00	124,500	159,800	28.35
TOGO	94,430	121,560	28.73	143,180	249,620	74.34
GHANA	578,131	976,782	68.96	672,017	1,448,867	115.60
LIBERIA	67,000	64,500	-3.73	118,400	104,080	-12.09
ANGOLA	154,126	403,587	161.86	213,434	426,658	99.90
CONGO	49,000	82,500	68.37	92,400	180,160	94.98
CAMEROON	209,686	268,492	28.04	325,935	446,750	37.07

TABEL 5. PERKEMBANGAN EKSPOR INDONESIA MENURUT KOMODITI DAN NEGARA TUJUAN

JENIS BARANG	BERAT BERSIH (KG)		PERUB	NILAI FOB (US \$)		PERUB
	JAN-APR 2008	JAN-APR 2009	%	JAN-APR 2008	JAN-APR 2009	%
(1)	(2)	(3)	(4)	(5)	(6)	(7)
NIGERIA	87,500	131,500	50.29	140,000	282,560	101.83
SIERRA LEONE	77,500	0	-100.00	114,400	0	-100.00
GABON	82,619	33,924	-58.94	90,086	70,034	-22.26
COTE D'IVOIRE	172,224	61,898	-64.06	300,464	85,948	-71.39
MAURITANIA	18,000	0	-100.00	40,320	0	-100.00
BENIN	356,500	18,000	-94.95	374,360	45,360	-87.88
SOUTH AFRICA	166,132	208,879	25.73	397,328	579,005	45.72
ZIMBABWE	31,000	0	-100.00	49,200	0	-100.00
MALAWI	0	92,998	-	0	122,000	-
COMOROS	18,000	18,000	0.00	43,200	46,080	6.67
MAURITIUS	87,700	16,162	-81.57	122,000	33,918	-72.20
AUSTRALIA	690,706	749,529	8.52	2,823,333	4,358,460	54.37
NEW ZEALAND	23,796	6,105	-74.34	95,683	24,132	-74.78
NEW CALEDONIA	0	1,065	-	0	3,678	-
SAMOA	73,032	72,522	-0.70	71,600	76,928	7.44
EAST TIMOR	219,265	453,629	106.89	233,085	589,140	152.76
UNITED STATES	20,490,289	18,915,774	-7.68	121,388,258	116,743,499	-3.83
CANADA	565,465	319,015	-43.58	2,380,454	1,629,488	-31.55
MEXICO	145,180	141,025	-2.86	297,184	394,545	32.76
PUERTO RICO	170,262	202,227	18.77	759,677	1,267,009	66.78
DOMINICAN REPUBLIC	59,541	48,900	-17.87	134,610	54,760	-59.32
MARTINIQUE	0	40,037	-	0	155,327	-
NETHERLANDS ANTILLES	7,982	22,880	186.64	33,183	139,620	320.76
UNITED KINGDOM	771,541	685,240	-11.19	4,355,459	4,252,993	-2.35
NETHERLANDS	1,652,633	1,813,013	9.70	7,155,441	9,757,666	36.37
FRANCE	530,745	497,355	-6.29	1,342,188	1,582,357	17.89
GERMANY, FED. REP. OF	2,252,209	2,215,681	-1.62	5,666,989	6,210,608	9.59
AUSTRIA	0	675	-	0	295	-
BELGIUM	1,182,828	1,210,262	2.32	5,774,163	6,486,069	12.33
DENMARK	31,245	16,140	-48.34	113,665	36,469	-67.92
SWEDEN	16,368	17,684	8.04	52,475	144,659	175.67
IRELAND	76,602	83	-99.89	1,177,933	252	-99.98
ITALY	192,658	151,900	-21.16	422,791	546,178	29.18
SPAIN	105,889	13,863	-86.91	446,837	76,450	-82.89
PORTUGAL	24,622	20,000	-18.77	9,410	72,100	666.21
GREECE	29,553	8,880	-69.95	127,617	51,000	-60.04
DEMOCRATIC REPUBLIC OF THE	377,379	568,183	50.56	547,683	812,128	48.28
HUNGARY	0	286	-	0	582	-
POLAND	37,922	630	-98.34	100,129	1,400	-98.60
BULGARIA	192,250	102,654	-46.60	507,566	332,904	-34.41
ALBANIA	0	15,345	-	0	42,656	-
UKRAINE	47,922	0	-100.00	79,866	0	-100.00
LITHUANIA	0	8,141	-	0	112,878	-
CROATIA	32,736	47,952	46.48	75,396	184,500	144.71
SLOVENIA	49,104	41,368	-15.75	120,150	82,050	-31.71
CZECH REPUBLIC	0	13,871	-	0	87,250	-
RUSSIA FEDERATION	422,376	32,306	-92.35	606,702	150,887	-75.13
<b>-BERAS GILING</b>	<b>140,821</b>	<b>101,014</b>	<b>-28.27</b>	<b>136,918</b>	<b>69,248</b>	<b>-49.42</b>
JAPAN	348	0	-100.00	357	0	-100.00
HONG KONG	16,134	207	-98.72	34,127	313	-99.08
KOREA, REPUBLIC OF	0	25	-	0	30	-
TAIWAN	43,200	46,200	6.94	37,368	33,264	-10.98
CHINA	0	16	-	0	1	-
SINGAPORE	25,000	44,000	76.00	30,581	31,874	4.23
MALAYSIA	55,409	9,163	-83.46	33,771	2,798	-91.71
SAUDI ARABIA	730	1,278	75.07	714	810	13.45
ITALY	0	125	-	0	158	-
<b>-KOPI OLAHAN</b>	<b>39,820</b>	<b>38,643</b>	<b>-2.96</b>	<b>122,692</b>	<b>115,323</b>	<b>-6.01</b>
JAPAN	1	38	3,700.00	2	866	43,200.00
SINGAPORE	9	36,000	399,900.00	80	110,575	138,118.75
MALAYSIA	15,000	2,605	-82.63	43,635	3,882	-91.10
LEBANON	8,310	0	-100.00	22,050	0	-100.00
BELGIUM	16,500	0	-100.00	56,925	0	-100.00
<b>-TEH OLAHAN</b>	<b>4,382,594</b>	<b>2,740,725</b>	<b>-37.46</b>	<b>10,554,677</b>	<b>7,424,715</b>	<b>-29.65</b>
JAPAN	64,789	43,825	-32.36	135,345	118,856	-12.18
HONG KONG	489	945	93.25	2,309	1,877	-18.71
KOREA, REPUBLIC OF	3,687	522	-85.84	9,705	1,538	-84.15
TAIWAN	279,938	200,311	-28.44	491,485	444,701	-9.52
CHINA	60,141	48,900	-18.69	62,974	44,775	-28.90
MONGOLIA	5,160	6,068	17.60	26,961	31,653	17.40
THAILAND	63,057	21,326	-66.18	243,510	35,842	-85.28
SINGAPORE	133,270	160,779	20.64	517,825	487,433	-5.87
PHILIPPINES	124,900	14,961	-88.02	545,096	106,076	-80.54
MALAYSIA	657,807	400,793	-39.07	1,716,357	1,165,804	-32.08
CAMBODIA	4,468	479	-89.28	21,540	2,548	-88.17

TABEL 5. PERKEMBANGAN EKSPOR INDONESIA MENURUT KOMODITI DAN NEGARA TUJUAN

JENIS BARANG	BERAT BERSIH (KG)		PERUB	NILAI FOB (US \$)		PERUB
	JAN-APR 2008	JAN-APR 2009	%	JAN-APR 2008	JAN-APR 2009	%
(1)	(2)	(3)	(4)	(5)	(6)	(7)
BRUNEI DARUSSALAM	2,982	0	-100.00	1,795	0	-100.00
VIET NAM	133,707	70,864	-47.00	528,630	335,939	-36.45
INDIA	68,000	36,232	-46.72	69,000	48,502	-29.71
PAKISTAN	306,397	298,274	-2.65	515,972	592,857	14.90
SRI LANKA	73,768	0	-100.00	123,858	0	-100.00
AFGHANISTAN	135,398	12,839	-90.52	186,727	17,910	-90.41
IRAN (ISLAMIC REPUBLIC OF)	67,540	67,100	-0.65	117,048	87,346	-25.38
SAUDI ARABIA	61,178	11,850	-80.63	167,428	68,062	-59.35
YEMEN	50,400	0	-100.00	62,359	0	-100.00
TURKEY	0	10,000	-	0	12,500	-
UNITED ARAB EMIRATES	142,300	27,177	-80.90	165,152	37,128	-77.52
QATAR	0	1,553	-	0	549	-
EGYPT	60,660	20,000	-67.03	100,724	23,600	-76.57
KENYA	1	0	-100.00	2	0	-100.00
AUSTRALIA	637,798	594,683	-6.76	2,622,613	2,269,571	-13.46
NEW ZEALAND	175,817	183,747	4.51	599,944	602,843	0.48
SOLOMON ISLANDS	2,428	0	-100.00	8,085	0	-100.00
EAST TIMOR	9,274	5,624	-39.36	15,890	9,780	-38.45
UNITED STATES	406,435	11,511	-97.17	427,463	37,500	-91.23
CANADA	43,200	217	-99.50	44,456	724	-98.37
SURINAME	423	3,240	665.96	1,656	16,884	919.57
CHILE	0	10,000	-	0	13,500	-
BRAZIL	536	815	52.05	7,203	32,330	348.84
PUERTO RICO	540	0	-100.00	913	0	-100.00
UNITED KINGDOM	157,633	160,101	1.57	240,061	302,768	26.12
NETHERLANDS	45,570	4,477	-90.18	61,363	6,100	-90.06
GERMANY, FED. REP. OF	110,096	180,810	64.23	128,325	212,859	65.87
AUSTRIA	0	764	-	0	1,475	-
SWITZERLAND	0	20,140	-	0	58,531	-
POLAND	57,347	62,798	9.51	285,138	103,714	-63.63
KYRGYZSTAN	24,480	0	-100.00	34,272	0	-100.00
UKRAINE	25,000	0	-100.00	26,850	0	-100.00
RUSSIA FEDERATION	185,980	47,000	-74.73	238,643	90,640	-62.02
<b>-GULA PASIR</b>	<b>175,185</b>	<b>251,074</b>	<b>43.32</b>	<b>238,805</b>	<b>194,628</b>	<b>-18.50</b>
JAPAN	31,746	0	-100.00	41,228	0	-100.00
HONG KONG	4,096	7,280	77.73	7,297	12,016	64.67
KOREA, REPUBLIC OF	0	255	-	0	753	-
TAIWAN	16	246	1,437.50	46	275	497.83
SINGAPORE	1,141	36,524	3,101.05	1,871	16,068	758.79
MALAYSIA	19,328	106,167	449.29	11,490	20,285	76.54
SAUDI ARABIA	0	5,105	-	0	6,800	-
JORDAN	1,427	0	-100.00	3,012	0	-100.00
AUSTRALIA	13,670	10,493	-23.24	83,167	25,675	-69.13
TONGA	45	0	-100.00	36	0	-100.00
UNITED STATES	5,716	9,880	72.85	15,305	38,415	151.00
CANADA	98,000	75,124	-23.34	75,353	74,341	-1.34
<b>-GULA LAINNYA</b>	<b>3,234,994</b>	<b>4,723,292</b>	<b>46.01</b>	<b>2,136,279</b>	<b>3,151,984</b>	<b>47.55</b>
JAPAN	1,922	3,508	82.52	2,791	4,842	73.49
HONG KONG	35,806	12,991	-63.72	36,059	9,413	-73.90
KOREA, REPUBLIC OF	14,586	118,480	712.29	8,917	130,689	1,365.62
CHINA	370,000	1,644	-99.56	205,946	2,137	-98.96
PAPUA NEW GUINEA	0	4,727	-	0	2,805	-
THAILAND	324,632	28,000	-91.37	177,239	29,099	-83.58
SINGAPORE	325,016	337,942	3.98	285,222	327,411	14.79
PHILIPPINES	7	7	0.00	656	656	0.00
MALAYSIA	156,836	151,853	-3.18	139,866	145,535	4.05
BRUNEI DARUSSALAM	4,091	0	-100.00	11,025	0	-100.00
VIET NAM	700,961	1,283,228	83.07	382,234	626,593	63.93
MALDIVES	32,269	864	-97.32	10,651	1,853	-82.60
INDIA	3,808	2,000	-47.48	7,855	1,640	-79.12
PAKISTAN	2,150	2,500	16.28	4,051	1,925	-52.48
BANGLADESH	0	40,600	-	0	18,035	-
SAUDI ARABIA	5,704	5,967	4.61	3,146	4,780	51.94
ISRAEL	0	76,442	-	0	46,049	-
JORDAN	0	203	-	0	1,727	-
SYRIA ARAB REPUBLIC	49,517	0	-100.00	28,080	0	-100.00
TURKEY	51,844	18,500	-64.32	28,471	9,946	-65.07
KENYA	0	24,000	-	0	9,840	-
BENIN	0	1,958	-	0	675	-
SOUTH AFRICA	14,970	59,150	295.12	8,485	25,603	201.74
AUSTRALIA	109,558	33,811	-69.14	79,102	28,664	-63.76
NEW ZEALAND	106,998	188,747	76.40	80,423	114,058	41.82
AMERICAN SAMOA	2,018	0	-100.00	2,716	0	-100.00
COOK ISLANDS	0	3,435	-	0	4,598	-
TONGA	1,114	0	-100.00	1,099	0	-100.00
EAST TIMOR	0	3,063	-	0	4,772	-

TABEL 5. PERKEMBANGAN EKSPOR INDONESIA MENURUT KOMODITI DAN NEGARA TUJUAN

JENIS BARANG	BERAT BERSIH (KG)		PERUB	NILAI FOB (US \$)		PERUB
	JAN-APR 2008	JAN-APR 2009	%	JAN-APR 2008	JAN-APR 2009	%
(1)	(2)	(3)	(4)	(5)	(6)	(7)
UNITED STATES	393,434	1,536,796	290.61	339,282	1,096,172	223.09
CANADA	24,566	74,200	202.04	12,407	35,593	186.88
GUATEMALA	0	48,000	-	0	21,292	-
SURINAME	204	0	-100.00	800	0	-100.00
UNITED KINGDOM	38,250	21,750	-43.14	20,973	14,187	-32.36
NETHERLANDS	19,892	331,400	1,566.00	20,955	235,765	1,025.10
NORWAY	185,000	229,500	24.05	104,325	141,880	36.00
FINLAND	0	207	-	0	1,840	-
ITALY	0	280	-	0	60	-
SPAIN	259,841	16,489	-93.65	133,503	8,700	-93.48
PORTUGAL	0	61,050	-	0	43,150	-
<b>-MAKANAN OLAHAN LAINNYA</b>	<b>114,070,598</b>	<b>109,990,790</b>	<b>-3.58</b>	<b>211,897,685</b>	<b>228,424,614</b>	<b>7.80</b>
JAPAN	3,289,717	1,453,973	-55.80	6,802,113	6,119,283	-10.04
HONG KONG	2,757,410	3,049,065	10.58	14,260,760	17,375,759	21.84
KOREA, DEMOCRATIC PEOPLE'S	0	12,042	-	0	12,711	-
KOREA, REPUBLIC OF	2,385,742	1,657,871	-30.51	3,384,065	2,931,242	-13.38
TAIWAN	6,354,607	6,189,302	-2.60	9,221,446	8,664,747	-6.04
CHINA	1,317,174	1,182,343	-10.24	3,037,629	2,687,892	-11.51
MONGOLIA	17,995	0	-100.00	12,088	0	-100.00
MACAU	6,258	15,298	144.46	326,252	70,350	-78.44
PAPUA NEW GUINEA	715,116	1,216,807	70.16	1,111,406	3,269,394	194.17
THAILAND	4,160,887	4,424,151	6.33	8,191,767	9,110,087	11.21
SINGAPORE	5,338,180	4,747,320	-11.07	30,127,146	35,619,527	18.23
PHILIPPINES	10,452,580	13,463,884	28.81	17,755,136	21,634,350	21.85
MALAYSIA	21,098,693	20,904,803	-0.92	28,875,514	27,113,772	-6.10
MYANMAR (FORM. BURMA)	97,565	66,695	-31.64	160,017	181,587	13.48
CAMBODIA	17,987	28,398	57.88	30,040	198,885	562.07
BRUNEI DARUSSALAM	1,013,805	985,587	-2.78	1,725,200	1,668,670	-3.28
LAO PEOPLE'S DEMOCRATIC RE	3,300	6,000	81.82	9,170	17,025	85.66
NEPAL	30,375	0	-100.00	44,794	0	-100.00
VIET NAM	4,552,466	3,376,633	-25.83	9,741,640	8,188,475	-15.94
MALDIVES	464,135	363,586	-21.66	769,622	671,211	-12.79
INDIA	624,258	551,805	-11.61	944,500	920,404	-2.55
PAKISTAN	481,808	371,902	-22.81	1,023,755	1,052,461	2.80
BANGLADESH	225,036	134,803	-40.10	355,754	278,876	-21.61
SRI LANKA	91,649	46,808	-48.93	153,197	78,819	-48.55
AFGHANISTAN	42,960	50,921	18.53	73,340	208,269	183.98
IRAQ	0	20,088	-	0	27,551	-
IRAN (ISLAMIC REPUBLIC OF)	5,081	28,035	451.76	15,445	85,463	453.34
SAUDI ARABIA	4,114,978	5,639,763	37.05	7,876,983	15,683,693	99.11
ISRAEL	282,250	411,617	45.83	390,396	549,209	40.68
KUWAIT	153,831	201,034	30.68	342,423	429,623	25.47
JORDAN	1,509,977	816,080	-45.95	2,560,870	1,650,298	-35.56
LEBANON	64,774	233,503	260.49	140,267	482,092	243.70
YEMEN	190,084	224,406	18.06	277,326	398,535	43.71
OMAN	59,953	61,258	2.18	94,802	135,120	42.53
SYRIA ARAB REPUBLIC	0	80,158	-	0	73,191	-
TURKEY	196,098	81,241	-58.57	169,110	110,651	-34.57
UNITED ARAB EMIRATES	2,051,894	2,389,104	16.43	3,837,959	4,606,029	20.01
QATAR	81,042	145,941	80.08	158,720	261,728	64.90
BAHRAIN	135,304	166,224	22.85	216,727	288,623	33.17
CYPRUS	7,874	17,848	126.67	11,427	26,982	136.12
EGYPT	243,178	225,142	-7.42	388,358	432,742	11.43
LIBYAN ARAB JAMAHIRIYA	89,402	49	-99.95	246,483	60	-99.98
MOROCCO	10,182	65,975	547.96	16,930	64,831	282.94
ALGERIA	82,494	4,712	-94.29	78,389	13,974	-82.17
SUDAN	123	86	-30.08	330	375	13.64
ERITREA	0	9,543	-	0	39,720	-
NAMIBIA	19,756	5,769	-70.80	28,855	4,808	-83.34
TANZANIA, UNITED REPUBLIC O	32,882	2,610	-92.06	13,457	2,345	-82.57
MADAGASCAR	175,848	73,171	-58.39	186,278	95,171	-48.91
KENYA	107,048	190,387	77.85	211,738	373,066	76.19
REUNION	3,491	0	-100.00	8,300	0	-100.00
TOGO	5,520	11,478	107.93	6,900	72,405	949.35
GHANA	136,779	258,188	88.76	215,259	476,272	121.26
GUINEA	49,670	50,639	1.95	112,754	137,608	22.04
ANGOLA	134,609	116,092	-13.76	135,705	265,362	95.54
CAMEROON	69,838	23,701	-66.06	80,727	44,340	-45.07
NIGERIA	2,165,761	2,688,900	24.15	4,173,765	5,383,087	28.97
SIERRA LEONE	10,953	0	-100.00	41,610	0	-100.00
GABON	0	20,982	-	0	17,651	-
SENEGAL	0	23,808	-	0	215,422	-
MAURITANIA	9,299	7,700	-17.20	21,980	23,954	8.98
MALI	18,836	391	-97.92	201,832	775	-99.62
BENIN	187,708	56,590	-69.85	436,832	106,399	-75.64
GAMBIA	0	1,715	-	0	3,826	-
SEYCHELLES	19,481	22,429	15.13	45,214	44,083	-2.50

TABEL 5. PERKEMBANGAN EKSPOR INDONESIA MENURUT KOMODITI DAN NEGARA TUJUAN

JENIS BARANG	BERAT BERSIH (KG)		PERUB	NILAI FOB (US \$)		PERUB
	JAN-APR 2008	JAN-APR 2009	%	JAN-APR 2008	JAN-APR 2009	%
(1)	(2)	(3)	(4)	(5)	(6)	(7)
UGANDA	4,306	2,737	-36.44	13,435	7,647	-43.08
DJIBOUTI	0	7,198	-	0	29,411	-
SAO TOME AND PRINCIPE	0	4,995	-	0	9,277	-
SOUTH AFRICA	634,229	315,357	-50.28	992,785	542,680	-45.34
ZIMBABWE	4,637	0	-100.00	4,284	0	-100.00
MAURITIUS	147,477	224,602	52.30	218,638	434,194	98.59
ZAIRE	101	0	-100.00	353	0	-100.00
AUSTRALIA	4,252,903	5,087,435	19.62	7,616,788	8,891,639	16.74
NEW ZEALAND	867,505	1,063,246	22.56	1,476,961	1,956,717	32.48
MICRONESIA, FEDERATED STAT	21,188	14,946	-29.46	18,378	33,894	84.43
GUAM	4,140	4,485	8.33	44,078	42,375	-3.86
NAURU	0	5,674	-	0	9,568	-
NEW CALEDONIA	27,543	51,072	85.43	62,944	107,214	70.33
NORTHERN MARIANA ISLANDS	0	8,027	-	0	22,041	-
VANUATU	33,694	19,871	-41.03	55,455	24,098	-56.54
AMERICAN SAMOA	26,790	40,723	52.01	50,605	53,264	5.25
COOK ISLANDS	7,948	24,457	207.71	8,957	36,437	306.80
FIJI	230,587	156,344	-32.20	410,347	298,274	-27.31
KIRIBATI	8,022	11,741	46.36	18,433	25,773	39.82
MARSHALL ISLANDS	1,127	7,035	524.22	7,640	13,754	80.03
SAMOA	95,391	37,720	-60.46	157,066	75,995	-51.62
SOLOMON ISLANDS	200,985	219,677	9.30	271,376	344,455	26.93
TONGA	249,312	167,260	-32.91	307,719	209,383	-31.96
TUVALU	6,751	9,450	39.98	16,358	18,047	10.33
EAST TIMOR	2,324,360	4,364,054	87.75	2,571,442	4,761,082	85.15
UNITED STATES	11,327,036	8,148,565	-28.06	17,111,824	14,196,922	-17.03
CANADA	792,839	757,954	-4.40	1,111,473	1,094,470	-1.53
MEXICO	436,047	309,098	-29.11	960,795	643,713	-33.00
GUATEMALA	19,474	0	-100.00	21,876	0	-100.00
PANAMA	13,317	6,750	-49.31	21,583	12,500	-42.08
CUBA	0	3,718	-	0	5,473	-
SURINAME	67,013	24,312	-63.72	122,598	38,003	-69.00
CHILE	14,887	4,903	-67.07	39,330	16,689	-57.57
VENEZUELA	21,838	51,000	133.54	17,650	33,150	87.82
ARGENTINA	0	13,965	-	0	31,315	-
BRAZIL	193,999	263,667	35.91	122,120	118,180	-3.23
COLOMBIA	25,302	0	-100.00	36,258	0	-100.00
URUGUAY	9,802	5,500	-43.89	26,821	9,736	-63.70
GUYANA	0	3,380	-	0	4,781	-
TRINIDAD AND TOBAGO	10,796	0	-100.00	15,862	0	-100.00
PUERTO RICO	245,927	373,865	52.02	246,128	457,318	85.80
DOMINICAN REPUBLIC	124,872	141,000	12.92	62,205	34,390	-44.72
COSTA RICA	20,000	24,000	20.00	20,000	17,160	-14.20
HAITI	0	13,679	-	0	17,480	-
BARBADOS	4,189	0	-100.00	12,014	0	-100.00
DOMINICA	0	34,000	-	0	10,000	-
FRENCH POLYNESIA	17,775	14,465	-18.62	45,659	49,791	9.05
NETHERLANDS ANTILLES	0	132	-	0	1,076	-
UNITED KINGDOM	570,148	539,527	-5.37	1,238,542	1,543,342	24.61
NETHERLANDS	7,272,032	6,014,016	-17.30	6,649,580	6,470,214	-2.70
FRANCE	303,526	79,111	-73.94	356,610	154,063	-56.80
GERMANY, FED. REP. OF	503,464	379,976	-24.53	1,016,022	1,209,566	19.05
AUSTRIA	63,060	40,454	-35.85	262,695	202,719	-22.83
BELGIUM	182,993	133,636	-26.97	859,336	414,932	-51.71
SWITZERLAND	1,474	8,512	477.48	3,654	17,592	381.44
DENMARK	0	300	-	0	44,198	-
NORWAY	29,101	49,465	69.98	51,848	98,124	89.25
SWEDEN	130,034	91,371	-29.73	133,838	117,470	-12.23
FINLAND	1,674,329	16,402	-99.02	2,517,248	33,205	-98.68
IRELAND	0	2,249	-	0	3,263	-
ITALY	78,525	56,262	-28.35	587,332	408,680	-30.42
SPAIN	1,522,708	1,150,033	-24.47	1,455,148	1,091,704	-24.98
PORTUGAL	329,079	76,684	-76.70	262,893	61,934	-76.44
MONTSERAT	0	3,130	-	0	4,455	-
GREECE	75,134	5,701	-92.41	152,545	9,701	-93.64
DEMOCRATIC REPUBLIC OF THE	94,904	0	-100.00	120,456	0	-100.00
HUNGARY	7,880	0	-100.00	21,855	0	-100.00
POLAND	14,685	80,227	446.32	50,476	251,350	397.96
ROMANIA	3,963	0	-100.00	13,161	0	-100.00
BULGARIA	32,304	31,979	-1.01	98,952	62,762	-36.57
ARMENIA	0	5,002	-	0	10,753	-
BELARUS	10,080	0	-100.00	21,240	0	-100.00
KAZAKHSTAN	0	17,856	-	0	42,904	-
KYRGYZSTAN	0	3,744	-	0	8,996	-
UKRAINE	60,420	80,030	32.46	62,031	82,680	33.29
LITHUANIA	105,243	24,744	-76.49	78,032	71,996	-7.74
LATVIA	32,786	0	-100.00	58,837	0	-100.00
ESTONIA	87,405	18,850	-78.43	134,463	7,540	-94.39

TABEL 5. PERKEMBANGAN EKSPOR INDONESIA MENURUT KOMODITI DAN NEGARA TUJUAN

JENIS BARANG	BERAT BERSIH (KG)		PERUB	NILAI FOB (US \$)		PERUB
	JAN-APR 2008	JAN-APR 2009	%	JAN-APR 2008	JAN-APR 2009	%
(1)	(2)	(3)	(4)	(5)	(6)	(7)
GEORGIA	8,001	0	-100.00	12,798	0	-100.00
CROATIA	12,838	0	-100.00	20,000	0	-100.00
MALTA	46,223	111,770	141.81	78,899	204,654	159.39
SLOVAKIA	146	0	-100.00	817	0	-100.00
SLOVENIA	6,325	0	-100.00	38,539	0	-100.00
CZECH REPUBLIC	162,068	200,454	23.69	169,399	297,584	75.67
RUSSIA FEDERATION	189,910	50,892	-73.20	171,699	58,007	-66.22
<b>SEMEN</b>	<b>1,571,894,960</b>	<b>906,374,780</b>	<b>-42.34</b>	<b>53,517,072</b>	<b>37,883,232</b>	<b>-29.21</b>
JAPAN	10,931,918	0	-100.00	726,995	0	-100.00
HONG KONG	0	896,000	-	0	89,924	-
TAIWAN	6,878,000	5,300,320	-22.94	520,016	420,698	-19.10
THAILAND	449	10,902	2,328.06	40	1,000	2,400.00
SINGAPORE	17,406,700	202,752	-98.84	463,605	43,086	-90.71
PHILIPPINES	264,000	0	-100.00	24,696	0	-100.00
MALAYSIA	111,143,286	109,423,659	-1.55	3,590,962	3,938,498	9.68
BRUNEI DARUSSALAM	51,244,403	2,500,500	-95.12	1,205,714	264,653	-78.05
VIET NAM	8,013,500	50,000	-99.38	236,398	4,412	-98.13
MALDIVES	31,800,000	0	-100.00	1,438,000	0	-100.00
INDIA	0	134,421,861	-	0	4,219,984	-
BANGLADESH	275,810,259	35,000,000	-87.31	7,201,153	1,085,000	-84.93
SRI LANKA	414,138,064	253,636,558	-38.76	16,652,150	12,654,075	-24.01
UNITED ARAB EMIRATES	0	69,340,463	-	0	2,227,909	-
TANZANIA, UNITED REPUBLIC O	41,000,000	42,022,187	2.49	1,278,585	1,509,017	18.02
MADAGASCAR	0	45,412,726	-	0	2,063,172	-
REUNION	0	625	-	0	817	-
MOZAMBIQUE	89,349,597	0	-100.00	2,937,697	0	-100.00
EQUATORIAL GUINEA	0	21,000,000	-	0	1,239,000	-
TOGO	46,859,735	0	-100.00	1,461,321	0	-100.00
GHANA	286,536,087	0	-100.00	8,935,663	0	-100.00
SEYCHELLES	5,300,000	0	-100.00	267,900	0	-100.00
COMOROS	0	3,500,812	-	0	192,545	-
MAURITIUS	38,301,218	77,538,599	102.44	1,646,952	3,304,237	100.63
AUSTRALIA	99,908,724	81,046,502	-18.88	3,092,175	2,836,796	-8.26
NEW ZEALAND	117,807	660,000	460.24	15,683	101,640	548.09
VANUATU	1,060,500	0	-100.00	49,538	0	-100.00
AMERICAN SAMOA	2,390,000	0	-100.00	115,380	0	-100.00
KIRIBATI	112,000	0	-100.00	8,064	0	-100.00
SAMOA	3,404,000	0	-100.00	156,624	0	-100.00
SOLOMON ISLANDS	260,100	0	-100.00	16,547	0	-100.00
TONGA	822,701	0	-100.00	39,810	0	-100.00
EAST TIMOR	3,539,584	13,909,655	292.97	239,987	1,091,342	354.75
UNITED STATES	0	174	-	0	215	-
FRENCH POLYNESIA	18,802,000	10,498,000	-44.17	855,190	582,044	-31.94
FRANCE	328	816	148.78	327	1,611	392.66
GERMANY, FED. REP. OF	0	36	-	0	133	-
BELGIUM	0	70	-	0	5	-
SWEDEN	6,500,000	0	-100.00	339,900	0	-100.00
SPAIN	0	48	-	0	25	-
PORTUGAL	0	61	-	0	137	-
SLOVAKIA	0	1,093	-	0	11,215	-
RUSSIA FEDERATION	0	361	-	0	42	-
<b>-DARI ROTAN</b>	<b>2,841,971</b>	<b>1,106,597</b>	<b>-61.06</b>	<b>6,818,101</b>	<b>3,957,942</b>	<b>-41.95</b>
JAPAN	118,936	105,922	-10.94	572,804	525,671	-8.23
KOREA, REPUBLIC OF	226,549	109,436	-51.69	538,580	298,542	-44.57
TAIWAN	26,353	18,332	-30.44	66,664	50,718	-23.92
CHINA	874	0	-100.00	1,164	0	-100.00
THAILAND	2,639	182	-93.10	5,625	250	-95.56
SINGAPORE	2,629	156	-94.07	5,325	291	-94.54
PHILIPPINES	0	88	-	0	130	-
MALAYSIA	968	4,582	373.35	939	5,239	457.93
BRUNEI DARUSSALAM	1,126	0	-100.00	2,070	0	-100.00
VIET NAM	3,850	0	-100.00	2,432	0	-100.00
MALDIVES	1,089	769	-29.38	10,355	4,920	-52.49
INDIA	9,433	668	-92.92	49,854	1,232	-97.53
IRAN (ISLAMIC REPUBLIC OF)	1,502	0	-100.00	782	0	-100.00
SAUDI ARABIA	178	6,700	3,664.04	587	31,114	5,200.51
KUWAIT	155	0	-100.00	4,978	0	-100.00
JORDAN	1,299	1,710	31.64	1,004	1,541	53.49
LEBANON	0	603	-	0	1,269	-
OMAN	0	11	-	0	81	-
TURKEY	3,967	949	-76.08	7,170	1,264	-82.37
UNITED ARAB EMIRATES	3,044	458	-84.95	36,170	2,792	-92.28
BAHRAIN	321	0	-100.00	203	0	-100.00
CYPRUS	36	0	-100.00	44	0	-100.00
EGYPT	86	0	-100.00	22	0	-100.00
TUNISIA	22	0	-100.00	46	0	-100.00

TABEL 5. PERKEMBANGAN EKSPOR INDONESIA MENURUT KOMODITI DAN NEGARA TUJUAN

JENIS BARANG	BERAT BERSIH (KG)		PERUB	NILAI FOB (US \$)		PERUB
	JAN-APR 2008	JAN-APR 2009	%	JAN-APR 2008	JAN-APR 2009	%
(1)	(2)	(3)	(4)	(5)	(6)	(7)
ALGERIA	1,028	0	-100.00	626	0	-100.00
SUDAN	103	0	-100.00	300	0	-100.00
MADAGASCAR	36	0	-100.00	15	0	-100.00
REUNION	80	117	46.25	94	235	150.00
ANGOLA	0	857	-	0	944	-
SEYCHELLES	394	19,381	4,819.04	582	34,911	5,898.45
UGANDA	0	9	-	0	46	-
SOUTH AFRICA	1,997	627	-68.60	5,997	1,173	-80.44
MAURITIUS	0	119	-	0	153	-
VIRGIN ISLANDS (BRITISH)	0	92	-	0	356	-
AUSTRALIA	83,335	34,888	-58.14	170,956	74,101	-56.65
NEW ZEALAND	19,331	7,406	-61.69	51,995	21,720	-58.23
NEW CALEDONIA	442	144	-67.42	1,056	208	-80.30
VANUATU	0	30	-	0	119	-
FIJI	5,176	0	-100.00	20,285	0	-100.00
SOLOMON ISLANDS	17	0	-100.00	48	0	-100.00
UNITED STATES	383,416	147,426	-61.55	1,619,724	890,697	-45.01
CANADA	10,541	5,970	-43.36	29,207	26,480	-9.34
MEXICO	11,105	1,601	-85.58	10,507	14,443	37.46
GUATEMALA	0	184	-	0	396	-
CHILE	10	0	-100.00	36	0	-100.00
VENEZUELA	26	4	-84.62	72	18	-75.00
ARGENTINA	356	43	-87.92	619	53	-91.44
BRAZIL	6,953	351	-94.95	28,355	1,136	-95.99
COLOMBIA	565	0	-100.00	601	0	-100.00
PARAGUAY	38	0	-100.00	78	0	-100.00
JAMAICA	197	0	-100.00	66	0	-100.00
PUERTO RICO	920	293	-68.15	3,336	991	-70.29
DOMINICAN REPUBLIC	1,149	0	-100.00	1,012	0	-100.00
ANGUILLA	0	222	-	0	620	-
FRENCH POLYNESIA	1,788	1,580	-11.63	2,434	2,326	-4.44
MARTINIQUE	0	416	-	0	627	-
GUADELOUPE	174	341	95.98	816	330	-59.56
UNITED KINGDOM	1,196,935	25,840	-97.84	1,854,927	128,515	-93.07
NETHERLANDS	374,517	376,495	0.53	917,587	1,121,654	22.24
FRANCE	52,023	38,690	-25.63	130,107	90,991	-30.06
GERMANY, FED. REP. OF	116,714	49,495	-57.59	175,600	176,491	0.51
AUSTRIA	221	66	-70.14	267	114	-57.30
BELGIUM	17,072	49,653	190.84	43,192	147,776	242.14
SWITZERLAND	8	1,052	13,050.00	27	4,985	18,362.96
DENMARK	13,968	4,768	-65.86	46,172	19,062	-58.72
NORWAY	2,467	2,463	-0.16	9,779	4,097	-58.10
SWEDEN	6,802	5,800	-14.73	32,080	36,885	14.98
FINLAND	7,390	7,204	-2.52	112,607	42,122	-62.59
IRELAND	2,021	730	-63.88	2,472	941	-61.93
ITALY	65,939	13,437	-79.62	85,502	33,784	-60.49
SPAIN	19,844	14,738	-25.73	89,764	58,682	-34.63
PORTUGAL	690	1,272	84.35	2,796	445	-84.08
GREECE	6,823	9,107	33.48	18,648	10,032	-46.20
HUNGARY	976	3,303	238.42	3,475	3,280	-5.61
POLAND	2,314	1,137	-50.86	6,101	3,393	-44.39
ROMANIA	155	0	-100.00	621	0	-100.00
BULGARIA	1,469	519	-64.67	2,340	887	-62.09
YUGOSLAVIA	4,620	236	-94.89	4,956	508	-89.75
KAZAKHSTAN	1,425	1,727	21.19	4,334	6,522	50.48
UKRAINE	172	0	-100.00	319	0	-100.00
LITHUANIA	0	53	-	0	170	-
LATVIA	42	0	-100.00	181	0	-100.00
CROATIA	497	7,635	1,436.22	2,031	6,757	232.69
MALTA	40	0	-100.00	16	0	-100.00
SLOVAKIA	0	10,745	-	0	50,655	-
SLOVENIA	125	606	384.80	338	2,445	623.37
CZECH REPUBLIC	12,232	7,053	-42.34	15,398	9,317	-39.49
RUSSIA FEDERATION	237	106	-55.27	829	295	-64.41
<b>-DARI BAHAN LAINNYA</b>	<b>5,414,735</b>	<b>3,750,170</b>	<b>-30.74</b>	<b>14,550,758</b>	<b>10,456,551</b>	<b>-28.14</b>
JAPAN	621,865	340,393	-45.26	2,862,254	1,881,691	-34.26
HONG KONG	8,349	6,657	-20.27	11,985	11,611	-3.12
KOREA, REPUBLIC OF	148,747	68,250	-54.12	468,999	72,400	-84.56
TAIWAN	366,950	258,668	-29.51	137,252	122,892	-10.46
CHINA	278,780	16,745	-93.99	111,312	25,030	-77.51
PAPUA NEW GUINEA	80	0	-100.00	319	0	-100.00
THAILAND	13,691	4,280	-68.74	37,568	8,553	-77.23
SINGAPORE	17,689	24,966	41.14	39,407	31,039	-21.23
PHILIPPINES	3,183	1,810	-43.14	7,704	1,662	-78.43
MALAYSIA	174,742	207,845	18.94	143,267	181,807	26.90
BRUNEI DARUSSALAM	1,257	185	-85.28	1,946	2,642	35.77
VIET NAM	12	0	-100.00	44	0	-100.00

TABEL 5. PERKEMBANGAN EKSPOR INDONESIA MENURUT KOMODITI DAN NEGARA TUJUAN

JENIS BARANG	BERAT BERSIH (KG)		PERUB	NILAI FOB (US \$)		PERUB
	JAN-APR 2008	JAN-APR 2009	%	JAN-APR 2008	JAN-APR 2009	%
(1)	(2)	(3)	(4)	(5)	(6)	(7)
MALDIVES	15,475	15,260	-1.39	73,755	43,616	-40.86
INDIA	21,869	2,716	-87.58	46,165	6,551	-85.81
SRI LANKA	588	5,596	851.70	2,340	15,211	550.04
IRAN (ISLAMIC REPUBLIC OF)	8,796	6,364	-27.65	9,227	15,680	69.94
SAUDI ARABIA	12,939	8,097	-37.42	8,701	19,652	125.86
ISRAEL	17,367	3,161	-81.80	27,809	2,128	-92.35
KUWAIT	118	4,501	3,714.41	405	9,342	2,206.67
JORDAN	695	25,106	3,512.37	1,830	15,941	771.09
LEBANON	76	24,610	32,281.58	550	476,431	86,523.82
OMAN	0	196	-	0	1,304	-
SYRIA ARAB REPUBLIC	0	203	-	0	234	-
TURKEY	4,004	22,965	473.55	17,954	30,008	67.14
UNITED ARAB EMIRATES	11,504	13,545	17.74	53,922	53,362	-1.04
BAHRAIN	5,217	30,000	475.04	16,725	1,000	-94.02
CYPRUS	5,134	31,843	520.24	18,632	23,882	28.18
EGYPT	20,037	1,542	-92.30	30,013	1,350	-95.50
MOROCCO	367	483	31.61	381	915	140.16
TUNISIA	4,668	3,675	-21.27	11,625	41,745	259.10
ALGERIA	0	30	-	0	16	-
NAMIBIA	17	681	3,905.88	161	472	193.17
ETHIOPIA	0	47	-	0	75	-
TANZANIA, UNITED REPUBLIC O	972	408	-58.02	460	1,893	311.52
MADAGASCAR	3,589	5,076	41.43	6,284	30,154	379.85
KENYA	7,537	255	-96.62	4,420	2,129	-51.83
REUNION	40,319	28,619	-29.02	94,562	61,329	-35.14
MOZAMBIQUE	5	3,644	72,780.00	13	3,866	29,638.46
ANGOLA	42	2,132	4,976.19	20	2,362	11,710.00
NIGERIA	0	4	-	0	4	-
SIERRA LEONE	1,922	0	-100.00	1,596	0	-100.00
GABON	4,144	37	-99.11	10,388	2,485	-76.08
COTE D'IVOIRE	5,335	0	-100.00	9,483	0	-100.00
SENEGAL	2,002	3,938	96.70	2,510	2,052	-18.25
SEYCHELLES	15,768	54,390	244.94	21,843	20,295	-7.09
CENTRAL AFRICAN REPUBLIC	0	120	-	0	400	-
DJIBOUTI	0	2,315	-	0	5,950	-
SOUTH AFRICA	29,330	16,199	-44.77	48,999	34,167	-30.27
MAURITIUS	10,200	8,138	-20.22	39,168	15,182	-61.24
VIRGIN ISLANDS (BRITISH)	1,246	2,208	77.21	4,740	1,142	-75.91
AUSTRALIA	604,911	227,951	-62.32	456,512	312,757	-31.49
NEW ZEALAND	15,699	11,687	-25.56	27,653	31,016	12.16
GUAM	1,317	4,369	231.74	3,062	12,412	305.36
PALAU	564	7	-98.76	1,488	157	-89.45
NEW CALEDONIA	18,127	22,129	22.08	30,706	42,484	38.36
SAINT VINCENT AND THE GREN.	6,206	0	-100.00	11,248	0	-100.00
VANUATU	1,810	3,906	115.80	3,059	5,561	81.79
WALLIS AND FUTUNA ISLANDS	1,259	0	-100.00	2,149	0	-100.00
AMERICAN SAMOA	0	11	-	0	194	-
COOK ISLANDS	1,180	801	-32.12	5,720	3,106	-45.70
FIJI	7,339	2,423	-66.98	29,308	12,871	-56.08
SAMOA	862	1,904	120.88	1,728	8,097	368.58
TONGA	1,044	0	-100.00	1,718	0	-100.00
EAST TIMOR	2,325	1,695	-27.10	1,811	1,744	-3.70
UNITED STATES	808,907	461,020	-43.01	4,408,274	2,697,411	-38.81
CANADA	118,988	54,047	-54.58	292,923	200,718	-31.48
MEXICO	31,693	7,169	-77.38	67,474	12,962	-80.79
GUATEMALA	0	281	-	0	1,221	-
HONDURAS	0	1,100	-	0	3,852	-
NICARAGUA	398	0	-100.00	485	0	-100.00
PANAMA	116	38	-67.24	873	24	-97.25
CHILE	5,776	1,098	-80.99	11,509	5,882	-48.89
VENEZUELA	3,400	533	-84.32	1,806	1,218	-32.56
ARGENTINA	17,695	12,234	-30.86	38,186	14,732	-61.42
BRAZIL	24,439	25,394	3.91	46,961	72,738	54.89
COLOMBIA	1,735	2,307	32.97	1,851	5,915	219.56
URUGUAY	0	385	-	0	860	-
PERU	1,774	0	-100.00	1,954	0	-100.00
TRINIDAD AND TOBAGO	0	4,522	-	0	5,440	-
BAHAMAS	18,371	40	-99.78	23,897	38	-99.84
JAMAICA	3,847	2,227	-42.11	3,854	3,068	-20.39
PUERTO RICO	1,337	2,413	80.48	5,160	8,502	64.77
DOMINICAN REPUBLIC	12,806	14,429	12.67	26,473	24,939	-5.79
COSTA RICA	9,078	15,443	70.11	17,254	8,598	-50.17
HAITI	0	1,601	-	0	3,524	-
BARBADOS	4,938	45,867	828.86	9,009	36,778	308.24
ANTIGUA AND BARBUDA	444	0	-100.00	1,081	0	-100.00
ANGUILLA	0	109	-	0	139	-
ARUBA	2,966	10	-99.66	9,656	20	-99.79
BERMUDA	70	192	174.29	334	563	68.56



TABEL 5. PERKEMBANGAN EKSPOR INDONESIA MENURUT KOMODITI DAN NEGARA TUJUAN

JENIS BARANG	BERAT BERSIH (KG)		PERUB	NILAI FOB (US \$)		PERUB
	JAN-APR 2008	JAN-APR 2009	%	JAN-APR 2008	JAN-APR 2009	%
(1)	(2)	(3)	(4)	(5)	(6)	(7)
CAYMAN ISLANDS	753	0	-100.00	253	0	-100.00
FRENCH GUIANA	3,383	1,680	-50.34	11,747	1,905	-83.78
FRENCH POLYNESIA	24,293	19,140	-21.21	33,057	29,303	-11.36
MARTINIQUE	6,732	13,165	95.56	15,925	24,246	52.25
NETHERLANDS ANTILLES	403	1,249	209.93	6,523	1,672	-74.37
SAINT LUCIA	526	0	-100.00	1,800	0	-100.00
TURKS AND CAICOS ISLANDS	7,650	0	-100.00	16,200	0	-100.00
GUADELOUPE	4,639	7,218	55.59	10,915	11,954	9.52
SAINT KITTS AND NEVIS	1	0	-100.00	16	0	-100.00
UNITED KINGDOM	118,493	81,669	-31.08	393,785	227,637	-42.19
NETHERLANDS	170,367	172,454	1.23	469,237	293,028	-37.55
FRANCE	302,522	342,017	13.06	738,139	696,333	-5.66
GERMANY, FED. REP. OF	246,935	162,441	-34.22	496,882	499,650	0.56
AUSTRIA	5,290	14,359	171.44	13,127	21,446	63.37
BELGIUM	111,729	125,006	11.88	300,498	203,880	-32.15
SWITZERLAND	3,732	6,988	87.25	23,104	29,835	29.13
DENMARK	28,250	14,254	-49.54	140,891	39,709	-71.82
NORWAY	6,459	3,912	-39.43	23,156	26,293	13.55
SWEDEN	14,160	25,754	81.88	23,714	34,889	47.12
FINLAND	12,022	6,101	-49.25	43,396	18,271	-57.90
IRELAND	1,659	449	-72.94	1,844	860	-53.36
ITALY	272,733	183,695	-32.65	656,745	579,611	-11.74
SPAIN	230,839	162,034	-29.81	695,296	423,282	-39.12
PORTUGAL	22,201	9,449	-57.44	76,212	28,162	-63.05
GREECE	67,955	33,309	-50.98	167,813	95,596	-43.03
HUNGARY	18,632	25,816	38.56	44,888	84,544	88.34
POLAND	28,582	52,943	85.23	64,570	116,628	80.62
ROMANIA	36	2,334	6,383.33	139	5,607	3,933.81
BULGARIA	3,859	13,529	250.58	7,869	15,465	96.53
YUGOSLAVIA	718	597	-16.85	914	567	-37.96
ALBANIA	0	1,505	-	0	748	-
KAZAKHSTAN	53	0	-100.00	63	0	-100.00
UKRAINE	21,816	600	-97.25	34,605	1,131	-96.73
LITHUANIA	312	85	-72.76	1,292	376	-70.90
LATVIA	0	52,124	-	0	83,179	-
ESTONIA	4,751	842	-82.28	9,192	1,786	-80.57
CROATIA	14,163	5,757	-59.35	21,397	16,624	-22.31
BOSNIA AND HERZEGOVINA	887	0	-100.00	2,499	0	-100.00
MALTA	11,849	81	-99.32	27,244	918	-96.63
SLOVENIA	6,022	5,028	-16.51	1,829	6,523	256.64
CZECH REPUBLIC	199	12,206	6,033.67	566	6,340	1,020.14
REP. OF MACEDONIA	1,084	0	-100.00	1,575	0	-100.00
RUSSIA FEDERATION	19,998	3,135	-84.32	39,927	7,360	-81.57
<b>-DARI ROTAN</b>	<b>52,629,407</b>	<b>38,670,810</b>	<b>-26.52</b>	<b>119,495,827</b>	<b>92,072,876</b>	<b>-22.95</b>
JAPAN	4,624,930	4,329,017	-6.40	13,758,876	14,490,084	5.31
HONG KONG	43,487	21,849	-49.76	156,377	69,118	-55.80
KOREA, REPUBLIC OF	351,236	334,060	-4.89	694,579	529,511	-23.77
TAIWAN	236,004	257,769	9.22	425,262	452,860	6.49
CHINA	184,797	110,536	-40.19	495,463	224,644	-54.66
PAPUA NEW GUINEA	20,524	364	-98.23	154,648	12,292	-92.05
THAILAND	45,806	67,819	48.06	116,691	259,732	122.58
SINGAPORE	210,649	247,234	17.37	480,944	1,055,207	119.40
PHILIPPINES	50,871	37,913	-25.47	171,891	51,857	-69.83
MALAYSIA	770,670	1,292,624	67.73	1,903,853	1,389,550	-27.01
CAMBODIA	64	0	-100.00	225	0	-100.00
BRUNEI DARUSSALAM	322	35,021	10,776.09	584	39,134	6,601.03
VIET NAM	56,483	56,783	0.53	412,248	407,744	-1.09
MALDIVES	64,525	133,761	107.30	117,094	453,795	287.55
INDIA	74,674	62,071	-16.88	184,615	172,735	-6.44
PAKISTAN	2,548	1,171	-54.04	3,224	2,530	-21.53
BANGLADESH	0	399	-	0	5,207	-
SRI LANKA	20,329	2,438	-88.01	18,772	7,703	-58.97
IRAQ	0	3,000	-	0	8,256	-
IRAN (ISLAMIC REPUBLIC OF)	25,966	12,768	-50.83	71,196	65,727	-7.68
SAUDI ARABIA	179,610	98,846	-44.97	238,056	174,228	-26.81
ISRAEL	32,529	44,963	38.22	65,063	86,703	33.26
KUWAIT	171,930	67,309	-60.85	405,351	75,268	-81.43
JORDAN	21,191	29,450	38.97	63,541	104,798	64.93
LEBANON	123,964	296,710	139.35	334,560	776,314	132.04
YEMEN	11,012	1,550	-85.92	10,266	4,000	-61.04
OMAN	17,345	14,047	-19.01	43,684	54,891	25.65
SYRIA ARAB REPUBLIC	22,260	45,675	105.19	36,534	107,215	193.47
TURKEY	406,224	360,656	-11.22	991,989	788,939	-20.47
UNITED ARAB EMIRATES	303,798	117,488	-61.33	888,581	346,620	-60.99
QATAR	33,086	38,303	15.77	258,520	309,832	19.85
BAHRAIN	34,337	2,014	-94.13	91,708	7,946	-91.34
CYPRUS	88,076	64,937	-26.27	330,271	299,652	-9.27

TABEL 5. PERKEMBANGAN EKSPOR INDONESIA MENURUT KOMODITI DAN NEGARA TUJUAN

JENIS BARANG	BERAT BERSIH (KG)		PERUB	NILAI FOB (US \$)		PERUB
	JAN-APR 2008	JAN-APR 2009	%	JAN-APR 2008	JAN-APR 2009	%
(1)	(2)	(3)	(4)	(5)	(6)	(7)
EGYPT	76,040	109,585	44.11	164,859	207,039	25.59
LIBYAN ARAB JAMAHIRIYA	30,270	0	-100.00	31,230	0	-100.00
MOROCCO	129,703	115,338	-11.08	354,694	315,570	-11.03
TUNISIA	4,280	20,412	376.92	28,194	49,527	75.67
SUDAN	8,893	51,200	475.73	104,942	137,208	30.75
NAMIBIA	12,384	22,131	78.71	18,439	70,553	282.63
TANZANIA, UNITED REPUBLIC O	15,309	3,128	-79.57	25,020	10,056	-59.81
MADAGASCAR	1,744	6,668	282.34	1,987	2,926	47.26
KENYA	4,500	1,208	-73.16	16,150	600	-96.28
REUNION	142,346	118,232	-16.94	234,785	276,353	17.70
MOZAMBIQUE	0	55,812	-	0	153,639	-
GHANA	1	0	-100.00	45	0	-100.00
ANGOLA	13,600	14,014	3.04	9,620	17,697	83.96
CONGO	46,314	44,347	-4.25	56,125	43,699	-22.14
NIGERIA	3,496	0	-100.00	70,654	0	-100.00
SIERRA LEONE	3,279	0	-100.00	2,722	0	-100.00
COTE D'IVOIRE	3,787	18,707	393.98	9,218	19,070	106.88
SENEGAL	2,067	0	-100.00	5,155	0	-100.00
U.S. VIRGIN ISLANDS	163	452	177.30	160	960	500.00
SEYCHELLES	985	19,208	1,850.05	6,270	41,045	554.63
UGANDA	0	2,808	-	0	14,910	-
DJIBOUTI	0	3,540	-	0	5,499	-
SOUTH AFRICA	596,552	283,650	-52.45	1,789,725	850,219	-52.49
ZIMBABWE	50	0	-100.00	100	0	-100.00
MAURITIUS	45,340	19,885	-56.14	128,455	54,295	-57.73
VIRGIN ISLANDS (BRITISH)	4,622	2,803	-39.36	32,029	10,823	-66.21
AUSTRALIA	1,580,588	1,011,023	-36.04	3,155,101	2,287,883	-27.49
NEW ZEALAND	165,174	38,459	-76.72	308,975	67,529	-78.14
GUAM	24,734	11,291	-54.35	46,075	16,256	-64.72
PALAU	3	11,433	381,000.00	15	23,500	156,566.67
NEW CALEDONIA	78,985	35,906	-54.54	130,955	52,996	-59.53
VANUATU	15,338	8,390	-45.30	22,954	34,435	50.02
WALLIS AND FUTUNA ISLANDS	3,931	2,756	-29.89	6,614	4,135	-37.48
COOK ISLANDS	0	340	-	0	500	-
FIJI	6,670	9,400	40.93	24,593	48,085	95.52
SAMOA	1,242	0	-100.00	2,316	0	-100.00
SOLOMON ISLANDS	2,982	0	-100.00	12,986	0	-100.00
TONGA	3,159	0	-100.00	2,392	0	-100.00
EAST TIMOR	12,779	87,966	588.36	13,801	122,280	786.02
UNITED STATES	4,281,976	2,151,534	-49.75	14,435,884	7,768,425	-46.19
CANADA	416,927	155,973	-62.59	1,295,994	551,534	-57.44
MEXICO	209,318	166,042	-20.67	651,028	483,630	-25.71
GUATEMALA	18,338	7,567	-58.74	52,077	27,935	-46.36
HONDURAS	2,636	0	-100.00	11,530	0	-100.00
NICARAGUA	2,636	0	-100.00	11,530	0	-100.00
PANAMA	71,928	17,025	-76.33	160,779	55,159	-65.69
SURINAME	27,144	19,756	-27.22	43,618	29,635	-32.06
CHILE	54,817	20,582	-62.45	125,833	111,801	-11.15
VENEZUELA	15,134	25,439	68.09	41,637	51,570	23.86
ARGENTINA	43,890	35,528	-19.05	127,099	117,279	-7.73
BRAZIL	71,587	44,838	-37.37	218,728	129,540	-40.78
COLOMBIA	25,661	12,500	-51.29	102,783	36,410	-64.58
BOLIVIA	0	59	-	0	491	-
URUGUAY	20,622	4,597	-77.71	91,006	18,287	-79.91
PARAGUAY	6,187	2,508	-59.46	14,927	9,674	-35.19
ECUADOR	16,514	17,207	4.20	65,353	84,666	29.55
PERU	8,158	11,136	36.50	11,955	23,916	100.05
GUYANA	2,882	2,160	-25.05	2,945	11,484	289.95
TRINIDAD AND TOBAGO	0	7,760	-	0	21,524	-
JAMAICA	9,350	3,241	-65.34	18,651	3,865	-79.28
PUERTO RICO	17,126	18,962	10.72	39,135	61,646	57.52
BELIZE	0	1,967	-	0	19,639	-
DOMINICAN REPUBLIC	84,440	23,480	-72.19	329,072	95,134	-71.09
EL SALVADOR	2,636	0	-100.00	11,530	0	-100.00
COSTA RICA	100,024	12,996	-87.01	376,746	37,160	-90.14
BARBADOS	4,480	0	-100.00	26,109	0	-100.00
ANTIGUA AND BARBUDA	5,628	0	-100.00	13,645	0	-100.00
ANGUILLA	0	3,534	-	0	14,433	-
ARUBA	8,244	17,461	111.80	29,338	33,122	12.90
BERMUDA	0	3,425	-	0	16,752	-
CAYMAN ISLANDS	13,313	709	-94.67	3,097	12,210	294.25
DOMINICA	948	0	-100.00	2,937	0	-100.00
FRENCH GUIANA	8,188	27,495	235.80	20,885	60,989	192.02
FRENCH POLYNESIA	126,251	69,608	-44.87	291,917	169,594	-41.90
MARTINIQUE	35,198	34,741	-1.30	96,100	97,309	1.26
NETHERLANDS ANTILLES	32,618	44,410	36.15	74,536	101,826	36.61
SAINT LUCIA	1,750	1,750	0.00	6,500	9,768	50.28
GUADELOUPE	65,353	80,100	22.57	235,588	211,865	-10.07

TABEL 5. PERKEMBANGAN EKSPOR INDONESIA MENURUT KOMODITI DAN NEGARA TUJUAN

JENIS BARANG	BERAT BERSIH (KG)		PERUB	NILAI FOB (US \$)		PERUB
	JAN-APR 2008	JAN-APR 2009	%	JAN-APR 2008	JAN-APR 2009	%
(1)	(2)	(3)	(4)	(5)	(6)	(7)
UNITED KINGDOM	14,829,229	8,959,514	-39.58	10,191,916	5,177,695	-49.20
NETHERLANDS	2,183,022	2,018,232	-7.55	6,345,681	5,900,957	-7.01
FRANCE	1,785,396	1,500,148	-15.98	4,841,841	3,685,546	-23.88
GERMANY, FED. REP. OF	5,142,738	4,726,070	-8.10	15,516,935	14,575,679	-6.07
AUSTRIA	16,038	30,226	88.46	35,541	65,435	84.11
BELGIUM	1,680,892	1,441,398	-14.25	5,683,494	4,832,721	-14.97
SWITZERLAND	18,711	57,463	207.11	58,072	139,276	139.83
DENMARK	254,240	161,604	-36.44	1,216,283	654,790	-46.16
NORWAY	69,386	78,218	12.73	248,933	375,187	50.72
SWEDEN	235,487	123,726	-47.46	770,456	826,481	7.27
FINLAND	477,856	388,151	-18.77	1,355,802	1,227,470	-9.47
IRELAND	136,367	169,642	24.40	281,910	297,868	5.66
ITALY	2,946,203	2,061,001	-30.05	7,908,055	5,601,033	-29.17
SPAIN	1,743,102	1,202,588	-31.01	5,387,299	3,590,724	-33.35
PORTUGAL	312,380	176,411	-43.53	940,282	536,381	-42.96
ICELAND	6,665	0	-100.00	15,092	0	-100.00
GREECE	1,185,952	729,768	-38.47	3,238,258	1,681,374	-48.08
HUNGARY	62,299	33,547	-46.15	171,019	132,427	-22.57
POLAND	561,491	463,117	-17.52	1,310,671	1,379,083	5.22
ROMANIA	269,316	165,810	-38.43	635,345	451,005	-29.01
BULGARIA	101,728	86,939	-14.54	234,054	171,729	-26.63
YUGOSLAVIA	16,539	6,584	-60.19	40,298	23,044	-42.82
ALBANIA	0	554	-	0	240	-
ARMENIA	0	2,320	-	0	10,984	-
KAZAKHSTAN	11,724	10,268	-12.42	39,062	35,180	-9.94
UKRAINE	325,153	65,806	-79.76	926,615	209,783	-77.36
UZBEKISTAN	2,665	0	-100.00	4,086	0	-100.00
LITHUANIA	44,377	14,675	-66.93	107,559	60,575	-43.68
LATVIA	158,465	34,975	-77.93	434,343	148,230	-65.87
ESTONIA	41,465	23,778	-42.66	150,163	80,448	-46.43
GEORGIA	4,810	0	-100.00	10,299	0	-100.00
CROATIA	86,447	81,537	-5.68	230,109	256,207	11.34
BOSNIA AND HERZEGOVINA	232	0	-100.00	940	0	-100.00
MALTA	4,658	1,800	-61.36	21,155	13,370	-36.80
SLOVAKIA	140,954	13,688	-90.29	41,717	2,000	-95.21
SLOVENIA	201,070	58,259	-71.03	496,171	179,789	-63.76
CZECH REPUBLIC	25,171	44,082	75.13	62,503	122,864	96.57
REP. OF MACEDONIA	3,813	0	-100.00	11,935	0	-100.00
RUSSIA FEDERATION	460,907	374,184	-18.82	1,749,420	1,375,650	-21.37
<b>-DARI BAHAN LAINNYA</b>	<b>252,081,415</b>	<b>183,664,592</b>	<b>-27.14</b>	<b>614,343,896</b>	<b>468,886,477</b>	<b>-23.68</b>
JAPAN	32,110,800	27,779,795	-13.49	57,278,805	53,039,430	-7.40
HONG KONG	308,073	142,775	-53.66	1,021,303	476,641	-53.33
KOREA, REPUBLIC OF	4,887,318	3,139,115	-35.77	9,836,177	6,950,505	-29.34
TAIWAN	3,088,140	2,087,859	-32.39	7,352,926	5,131,735	-30.21
CHINA	1,715,826	996,044	-41.95	2,673,202	1,687,262	-36.88
MACAU	22,212	6,270	-71.77	69,105	50,243	-27.29
PAPUA NEW GUINEA	2,256	7,226	220.30	3,761	10,211	171.50
THAILAND	223,502	262,255	17.34	566,330	377,305	-33.38
SINGAPORE	2,408,062	1,789,942	-25.67	5,105,039	4,148,345	-18.74
PHILIPPINES	763,602	487,755	-36.12	796,742	414,613	-47.96
MALAYSIA	8,799,544	6,623,481	-24.73	10,152,094	7,824,457	-22.93
MYANMAR (FORM. BURMA)	725	0	-100.00	17,573	0	-100.00
CAMBODIA	5,488	5,634	2.66	33,571	9,699	-71.11
BRUNEI DARUSSALAM	124,251	79,440	-36.06	207,402	129,695	-37.47
VIET NAM	115,106	57,886	-49.71	341,173	140,422	-58.84
MALDIVES	386,575	439,531	13.70	675,501	874,406	29.45
INDIA	753,443	769,413	2.12	1,241,345	926,536	-25.36
PAKISTAN	98,875	4,988	-94.96	83,165	11,415	-86.27
BANGLADESH	0	47,665	-	0	26,095	-
SRI LANKA	193,860	190,324	-1.82	147,656	185,265	25.47
IRAN (ISLAMIC REPUBLIC OF)	178,921	68,784	-61.56	494,523	194,139	-60.74
SAUDI ARABIA	957,362	802,308	-16.20	1,025,994	999,862	-2.55
ISRAEL	527,631	466,888	-11.51	1,053,648	966,023	-8.32
KUWAIT	568,423	453,444	-20.23	789,259	697,189	-11.67
JORDAN	180,279	57,909	-67.88	311,834	191,923	-38.45
LEBANON	431,129	334,864	-22.33	766,432	792,292	3.37
YEMEN	232,747	113,854	-51.08	252,656	199,260	-21.13
OMAN	128,955	109,665	-14.96	124,696	130,581	4.72
SYRIA ARAB REPUBLIC	70,333	80,840	14.94	152,403	118,518	-22.23
TURKEY	1,125,577	691,248	-38.59	3,989,564	2,961,119	-25.78
UNITED ARAB EMIRATES	19,015,470	12,815,178	-32.61	14,344,658	9,943,985	-30.68
QATAR	161,018	75,677	-53.00	372,823	113,446	-69.57
BAHRAIN	224,587	98,809	-56.00	345,680	227,422	-34.21
CYPRUS	197,009	127,150	-35.46	928,730	602,572	-35.12
EGYPT	363,943	280,463	-22.94	641,113	393,649	-38.60
LIBYAN ARAB JAMAHIRIYA	35,647	374,859	951.59	36,785	398,717	983.91
MOROCCO	352,005	350,569	-0.41	532,887	487,816	-8.46

TABEL 5. PERKEMBANGAN EKSPOR INDONESIA MENURUT KOMODITI DAN NEGARA TUJUAN

JENIS BARANG	BERAT BERSIH (KG)		PERUB	NILAI FOB (US \$)		PERUB
	JAN-APR 2008	JAN-APR 2009	%	JAN-APR 2008	JAN-APR 2009	%
(1)	(2)	(3)	(4)	(5)	(6)	(7)
TUNISIA	24,102	50,075	107.76	148,241	261,754	76.57
ALGERIA	45,194	68,699	52.01	49,285	105,394	113.85
SUDAN	108,125	39,065	-63.87	121,031	48,960	-59.55
NAMIBIA	34,699	151,209	335.77	26,896	138,370	414.46
ETHIOPIA	44,336	4,998	-88.73	45,568	7,963	-82.53
TANZANIA, UNITED REPUBLIC O	405,070	297,540	-26.55	407,100	275,040	-32.44
MADAGASCAR	26,613	19,272	-27.58	51,531	22,413	-56.51
KENYA	215,430	175,705	-18.44	165,059	202,721	22.82
REUNION	2,891,510	562,510	-80.55	3,107,020	996,863	-67.92
MOZAMBIQUE	34,067	66,285	94.57	70,450	193,736	175.00
EQUATORIAL GUINEA	11,494	0	-100.00	9,475	0	-100.00
TOGO	0	25,106	-	0	16,169	-
GHANA	57,174	51,838	-9.33	74,863	94,670	26.46
GUINEA	0	20,546	-	0	39,778	-
ANGOLA	159,550	480,768	201.33	102,368	543,593	431.02
CONGO	114,931	24,766	-78.45	160,812	54,290	-66.24
CAMEROON	143,797	0	-100.00	123,830	0	-100.00
NIGERIA	23,282	52,815	126.85	30,848	77,862	152.41
SIERRA LEONE	8,000	13,459	68.24	7,549	20,930	177.26
GABON	36,538	9,398	-74.28	44,096	19,184	-56.49
COTE D'IVOIRE	60,350	2,491	-95.87	55,648	4,146	-92.55
SENEGAL	8,455	4,160	-50.80	21,817	2,168	-90.06
MALI	31,441	0	-100.00	88,036	0	-100.00
BENIN	231,345	248,281	7.32	262,772	341,606	30.00
U.S. VIRGIN ISLANDS	35,196	34,658	-1.53	68,035	87,236	28.22
SEYCHELLES	96,349	52,384	-45.63	355,464	146,068	-58.91
UGANDA	9,147	0	-100.00	13,910	0	-100.00
NIGER	6,179	0	-100.00	10,667	0	-100.00
DJIBOUTI	326,138	415,661	27.45	224,332	271,693	21.11
SAO TOME AND PRINCIPE	3,805	563	-85.20	4,089	200	-95.11
SWAZILAND	2,954	0	-100.00	6,860	0	-100.00
SOUTH AFRICA	1,515,239	908,198	-40.06	2,693,798	1,844,569	-31.53
ZAMBIA	0	10,525	-	0	10,010	-
MAURITIUS	282,327	257,146	-8.92	950,936	541,448	-43.06
RWANDA	18,990	39,382	107.38	19,229	49,092	155.30
VIRGIN ISLANDS (BRITISH)	17,418	19,064	9.45	38,213	57,750	51.13
AUSTRALIA	9,102,781	6,460,736	-29.02	16,592,836	11,985,444	-27.77
NEW ZEALAND	668,559	376,394	-43.70	1,356,740	787,140	-41.98
MICRONESIA, FEDERATED STAT	0	681	-	0	665	-
GUAM	19,864	10,230	-48.50	51,713	16,556	-67.98
PALAU	0	275	-	0	566	-
NEW CALEDONIA	380,993	181,305	-52.41	716,653	273,304	-61.86
SAINT VINCENT AND THE GREN.	39,388	37,053	-5.93	107,990	29,808	-72.40
VANUATU	8,460	32,560	284.87	26,174	51,013	94.90
WALLIS AND FUTUNA ISLANDS	8,325	8,783	5.50	12,718	11,500	-9.58
AMERICAN SAMOA	0	2,288	-	0	15,205	-
COOK ISLANDS	150	3,000	1,900.00	1,874	1,089	-41.89
FIJI	43,425	138,382	218.67	128,974	926,689	618.51
SAMOA	2,505	173	-93.09	4,777	735	-84.61
SOLOMON ISLANDS	6,824	0	-100.00	19,048	0	-100.00
TONGA	13,339	0	-100.00	11,809	0	-100.00
EAST TIMOR	57,403	18,798	-67.25	52,515	20,364	-61.22
UNITED STATES	57,905,232	42,119,255	-27.26	185,035,811	140,526,084	-24.05
CANADA	3,973,479	2,224,339	-44.02	10,494,110	7,099,104	-32.35
MEXICO	435,005	183,279	-57.87	1,294,052	472,615	-63.48
GUATEMALA	56,700	44,702	-21.16	100,700	94,573	-6.08
HONDURAS	16,208	0	-100.00	25,339	0	-100.00
NICARAGUA	4,041	0	-100.00	10,825	0	-100.00
PANAMA	147,284	112,391	-23.69	318,223	184,952	-41.88
CUBA	5,912	0	-100.00	14,039	0	-100.00
SURINAME	47,351	57,727	21.91	90,390	91,979	1.76
CHILE	61,318	18,434	-69.94	163,622	28,248	-82.74
VENEZUELA	60,823	40,193	-33.92	119,343	101,221	-15.18
ARGENTINA	161,899	273,034	68.64	325,433	581,599	78.72
BRAZIL	89,495	76,719	-14.28	211,483	178,394	-15.65
COLOMBIA	60,509	47,088	-22.18	115,217	95,658	-16.98
BOLIVIA	0	1,342	-	0	10,889	-
URUGUAY	6,868	7,261	5.72	7,225	6,333	-12.35
ECUADOR	14,903	15,421	3.48	110,333	29,569	-73.20
PERU	0	7,299	-	0	14,167	-
GUYANA	2,852	0	-100.00	3,823	0	-100.00
TRINIDAD AND TOBAGO	18,617	21,017	12.89	46,746	31,494	-32.63
BAHAMAS	17,909	17,657	-1.41	36,770	25,397	-30.93
JAMAICA	106,446	52,897	-50.31	195,485	73,079	-62.62
PUERTO RICO	315,762	281,412	-10.88	704,946	618,561	-12.25
BELIZE	0	530	-	0	5,292	-
DOMINICAN REPUBLIC	384,801	132,583	-65.55	737,831	348,196	-52.81
EL SALVADOR	10,678	0	-100.00	21,340	0	-100.00

TABEL 5. PERKEMBANGAN EKSPOR INDONESIA MENURUT KOMODITI DAN NEGARA TUJUAN

JENIS BARANG	BERAT BERSIH (KG)		PERUB	NILAI FOB (US \$)		PERUB
	JAN-APR 2008	JAN-APR 2009	%	JAN-APR 2008	JAN-APR 2009	%
(1)	(2)	(3)	(4)	(5)	(6)	(7)
COSTA RICA	66,558	27,929	-58.04	143,235	43,452	-69.66
HAITI	9,200	16,099	74.99	24,578	36,122	46.97
BARBADOS	48,767	18,394	-62.28	107,548	24,101	-77.59
ANTIGUA AND BARBUDA	2,778	37,970	1,266.81	15,395	54,251	252.39
ANGUILLA	9,233	4,075	-55.86	19,067	5,581	-70.73
ARUBA	52,693	28,952	-45.06	96,917	75,280	-22.33
BERMUDA	10,419	18,244	75.10	24,441	45,035	84.26
CAYMAN ISLANDS	6,234	13,553	117.40	8,965	28,170	214.22
DOMINICA	14,762	22,639	53.36	28,724	50,427	75.56
FRENCH GUIANA	63,685	69,359	8.91	111,319	119,358	7.22
FRENCH POLYNESIA	301,763	233,863	-22.50	606,158	349,405	-42.36
GRENADA	10,924	12,673	16.01	29,224	50,520	72.87
MARTINIQUE	261,332	159,308	-39.04	493,731	264,653	-46.40
NETHERLANDS ANTILLES	200,137	156,651	-21.73	486,358	483,401	-0.61
NORFOLK ISLANDS	22,091	0	-100.00	48,297	0	-100.00
SAINT LUCIA	3,590	2,227	-37.97	12,292	12,927	5.17
TURKS AND CAICOS ISLANDS	19,388	3,000	-84.53	41,206	4,500	-89.08
GUADELOUPE	224,623	146,867	-34.62	530,818	288,673	-45.62
UNITED KINGDOM	10,287,245	8,849,258	-13.98	31,974,775	25,248,214	-21.04
NETHERLANDS	16,161,302	12,933,599	-19.97	48,389,564	38,636,787	-20.15
FRANCE	15,075,625	9,556,450	-36.61	42,951,536	27,907,743	-35.03
GERMANY, FED. REP. OF	6,888,307	7,487,801	8.70	20,641,575	23,886,043	15.72
AUSTRIA	153,386	123,224	-19.66	577,612	644,943	11.66
BELGIUM	9,839,888	6,667,892	-32.24	31,437,164	23,202,078	-26.20
SWITZERLAND	237,677	201,275	-15.32	1,077,610	972,232	-9.78
GIBRALTAR	3,799	0	-100.00	15,593	0	-100.00
DENMARK	2,998,209	1,534,142	-48.83	12,506,142	6,704,417	-46.39
NORWAY	866,915	789,156	-8.97	2,681,562	2,384,822	-11.07
SWEDEN	1,826,024	1,028,468	-43.68	5,803,711	3,528,016	-39.21
FINLAND	856,843	314,867	-63.25	3,143,678	1,259,006	-59.95
IRELAND	1,294,183	669,221	-48.29	3,223,593	1,763,028	-45.31
ITALY	7,319,979	5,230,218	-28.55	20,123,061	16,767,676	-16.67
SPAIN	7,953,075	3,887,349	-51.12	19,106,494	10,260,033	-46.30
PORTUGAL	1,901,308	644,169	-66.12	2,854,791	1,431,138	-49.87
ICELAND	54,213	5,197	-90.41	156,382	15,409	-90.15
GREECE	1,660,704	1,238,339	-25.43	4,490,628	3,168,695	-29.44
DEMOCRATIC REPUBLIC OF THE	75,557	55,341	-26.76	66,031	68,668	3.99
HUNGARY	136,287	58,416	-57.14	224,555	108,635	-51.62
POLAND	584,784	398,311	-31.89	1,310,412	1,021,052	-22.08
ROMANIA	154,760	121,661	-21.39	185,778	206,746	11.29
BULGARIA	79,590	108,818	36.72	158,779	221,014	39.20
YUGOSLAVIA	30,752	13,866	-54.91	38,921	23,450	-39.75
ALBANIA	15,620	10,842	-30.59	45,611	8,496	-81.37
ARMENIA	262,189	0	-100.00	349,405	0	-100.00
AZERBAIJAN	11,385	0	-100.00	47,517	0	-100.00
KAZAKHSTAN	404	186	-53.96	2,349	450	-80.84
UKRAINE	174,832	180,618	3.31	392,097	584,682	49.12
LITHUANIA	92,808	42,397	-54.32	295,720	242,558	-17.98
LATVIA	264,827	303,217	14.50	622,154	678,447	9.05
ESTONIA	72,220	31,020	-57.05	291,124	85,527	-70.62
GEORGIA	23,688	21,517	-9.16	64,630	47,840	-25.98
CROATIA	267,421	104,382	-60.97	563,234	276,295	-50.94
BOSNIA AND HERZEGOVINA	2,164	0	-100.00	6,754	0	-100.00
MALTA	87,334	67,221	-23.03	221,675	169,331	-23.61
SLOVAKIA	56,359	52,284	-7.23	66,892	176,235	163.46
SLOVENIA	238,343	178,888	-24.95	653,837	544,216	-16.77
CZECH REPUBLIC	287,168	169,151	-41.10	1,016,033	493,678	-51.41
RUSSIA FEDERATION	412,017	282,316	-31.48	1,143,354	1,167,070	2.07
<b>-AN ORGANIK</b>	<b>1,955,274,105</b>	<b>405,977,081</b>	<b>-79.24</b>	<b>251,080,155</b>	<b>90,634,097</b>	<b>-63.90</b>
JAPAN	101,874,125	22,440,993	-77.97	30,469,325	6,278,932	-79.39
HONG KONG	133,938	85,763	-35.97	44,120	15,110	-65.75
KOREA, REPUBLIC OF	170,653,565	92,795,272	-45.62	43,542,878	15,145,713	-65.22
TAIWAN	208,232,644	45,517,149	-78.14	65,726,459	10,992,184	-83.28
CHINA	1,230,399,888	23,431,684	-98.10	34,691,558	5,488,461	-84.18
PAPUA NEW GUINEA	0	50,000	-	0	8,100	-
THAILAND	48,212,034	13,889,827	-71.19	11,353,717	3,448,297	-69.63
SINGAPORE	11,161,432	14,936,283	33.82	3,672,292	4,617,816	25.75
PHILIPPINES	38,414,686	53,002,339	37.97	12,071,731	10,890,342	-9.79
MALAYSIA	30,697,840	16,788,059	-45.31	11,965,084	4,279,607	-64.23
MYANMAR (FORM. BURMA)	50,000	430,500	761.00	27,280	126,657	364.29
BRUNEI DARUSSALAM	3,794,200	5,800,000	52.86	684,356	1,483,605	116.79
VIET NAM	15,581,433	13,853,459	-11.09	5,932,493	3,742,194	-36.92
MALDIVES	0	2,623	-	0	1,230	-
INDIA	31,910,442	48,962,326	53.44	9,669,517	10,707,759	10.74
PAKISTAN	1,679,062	919,896	-45.21	600,664	401,305	-33.19
BANGLADESH	4,426,114	8,618,263	94.71	858,000	1,824,866	112.69
SRI LANKA	2,711,399	2,225,599	-17.92	589,422	514,873	-12.65

TABEL 5. PERKEMBANGAN EKSPOR INDONESIA MENURUT KOMODITI DAN NEGARA TUJUAN

JENIS BARANG	BERAT BERSIH (KG)		PERUB	NILAI FOB (US \$)		PERUB
	JAN-APR 2008	JAN-APR 2009	%	JAN-APR 2008	JAN-APR 2009	%
(1)	(2)	(3)	(4)	(5)	(6)	(7)
IRAN (ISLAMIC REPUBLIC OF)	100,000	0	-100.00	114,000	0	-100.00
SAUDI ARABIA	327,580	0	-100.00	517,352	0	-100.00
LEBANON	0	8,500	-	0	17,475	-
OMAN	0	200,000	-	0	15,400	-
SYRIA ARAB REPUBLIC	0	4,321	-	0	10,736	-
TURKEY	19,000	4,400	-76.84	8,020	9,781	21.96
UNITED ARAB EMIRATES	226,737	81,311	-64.14	423,714	335,878	-20.73
QATAR	21,900	66	-99.70	8,450	330	-96.09
BAHRAIN	319,200	115,800	-63.72	365,500	19,680	-94.62
EGYPT	1,532,000	3,000	-99.80	222,900	5,880	-97.36
SUDAN	107,250	42,900	-60.00	24,668	9,953	-59.65
TANZANIA, UNITED REPUBLIC O	1,800,000	938,000	-47.89	235,530	121,430	-48.44
MADAGASCAR	133,000	234,399	76.24	25,329	49,494	95.40
KENYA	1,965,000	1,960,000	-0.25	224,795	148,150	-34.10
NIGERIA	210,298	114,531	-45.54	228,463	107,558	-52.92
SOUTH AFRICA	431,300	106,678	-75.27	201,569	172,075	-14.63
ZAMBIA	0	18,000	-	0	4,938	-
MAURITIUS	601,052	1,247,950	107.63	81,478	131,549	61.45
AUSTRALIA	25,702,399	10,140,805	-60.55	9,715,875	3,477,741	-64.21
NEW ZEALAND	552,403	444,978	-19.45	633,927	375,107	-40.83
NEW CALEDONIA	0	8	-	0	145	-
FIJI	0	25,000	-	0	4,050	-
EAST TIMOR	11,447	23,049	101.35	6,720	17,342	158.07
UNITED STATES	19,181,379	12,262,031	-36.07	4,860,971	2,384,635	-50.94
CANADA	81,374	0	-100.00	45,999	0	-100.00
MEXICO	0	11,505,250	-	0	2,177,805	-
PANAMA	0	1,237,000	-	0	424,291	-
UNITED KINGDOM	395,021	720,820	82.48	220,374	228,356	3.62
NETHERLANDS	84,100	125	-99.85	57,275	300	-99.48
FRANCE	214,041	0	-100.00	137,526	0	-100.00
GERMANY, FED. REP. OF	233,209	162	-99.93	185,466	262	-99.86
BELGIUM	153,048	44,000	-71.25	90,039	19,470	-78.38
DENMARK	40,000	40,000	0.00	27,900	19,200	-31.18
NORWAY	0	100,000	-	0	44,000	-
SWEDEN	0	20,002	-	0	9,149	-
FINLAND	59,605	0	-100.00	37,334	0	-100.00
IRELAND	20,000	0	-100.00	17,200	0	-100.00
ITALY	462,000	256,000	-44.59	232,430	123,494	-46.87
SPAIN	170,000	248,000	45.88	107,335	132,464	23.41
POLAND	131,000	44,000	-66.41	88,435	20,020	-77.36
BULGARIA	20,000	0	-100.00	9,600	0	-100.00
KAZAKHSTAN	15,960	15,960	0.00	16,000	34,600	116.25
LITHUANIA	20,000	0	-100.00	9,085	0	-100.00
SLOVAKIA	0	20,000	-	0	14,308	-
<b>-ORGANIK</b>	<b>925,856,714</b>	<b>566,023,496</b>	<b>-38.86</b>	<b>689,081,934</b>	<b>395,161,893</b>	<b>-42.65</b>
JAPAN	123,403,224	38,162,260	-69.08	51,849,739	37,807,354	-27.08
HONG KONG	4,691,711	4,605,523	-1.84	7,576,177	4,779,324	-36.92
KOREA, DEMOCRATIC PEOPLE'S	238,350	119,676	-49.79	307,473	197,303	-35.83
KOREA, REPUBLIC OF	50,858,754	13,320,832	-73.81	41,910,356	14,467,816	-65.48
TAIWAN	166,385,642	19,824,760	-88.09	26,165,926	9,101,295	-65.22
CHINA	148,783,206	176,323,133	18.51	133,572,183	99,567,392	-25.46
MACAU	31,608	33	-99.90	1,870	1,150	-38.50
PAPUA NEW GUINEA	15,138	2,012	-86.71	29,455	1,194	-95.95
THAILAND	88,466,411	76,896,816	-13.08	67,652,349	40,070,437	-40.77
SINGAPORE	39,173,867	1,763,095	-95.50	38,326,994	4,394,841	-88.53
PHILIPPINES	16,268,351	12,418,221	-23.67	11,838,275	10,177,171	-14.03
MALAYSIA	131,759,039	90,304,038	-31.46	95,912,310	34,316,436	-64.22
MYANMAR (FORM. BURMA)	505,482	148,559	-70.61	551,950	166,705	-69.80
CAMBODIA	721,916	418,000	-42.10	880,005	661,960	-24.78
BRUNEI DARUSSALAM	33,378	9,448	-71.69	63,460	39,068	-38.44
NEPAL	22,500	0	-100.00	21,200	0	-100.00
VIET NAM	21,633,663	25,362,231	17.24	23,433,388	16,519,059	-29.51
MALDIVES	4,967	3,676	-25.99	5,378	7,880	46.52
INDIA	18,014,589	15,874,381	-11.88	17,090,435	13,932,665	-18.48
PAKISTAN	2,571,831	3,408,169	32.52	4,453,569	4,710,173	5.76
BANGLADESH	2,334,653	1,017,094	-56.43	2,679,077	778,467	-70.94
SRI LANKA	1,149,681	985,809	-14.25	1,517,974	1,604,758	5.72
IRAN (ISLAMIC REPUBLIC OF)	1,927,050	1,431,600	-25.71	3,006,000	1,377,199	-54.18
SAUDI ARABIA	2,202,621	2,675,199	21.46	3,264,752	2,205,383	-32.45
ISRAEL	400,299	676,883	69.09	640,220	827,264	29.22
KUWAIT	18,161	15,162	-16.51	92,065	63,638	-30.88
JORDAN	37,575	478,420	1,173.24	67,926	529,270	679.19
LEBANON	0	52,500	-	0	64,778	-
SYRIA ARAB REPUBLIC	465,322	555,531	19.39	362,821	548,247	51.11
TURKEY	2,891,274	1,837,763	-36.44	4,537,165	2,102,643	-53.66
UNITED ARAB EMIRATES	4,979,943	670,740	-86.53	7,699,520	816,075	-89.40
QATAR	13,123	3,059	-76.69	41,571	3,861	-90.71

TABEL 5. PERKEMBANGAN EKSPOR INDONESIA MENURUT KOMODITI DAN NEGARA TUJUAN

JENIS BARANG	BERAT BERSIH (KG)		PERUB	NILAI FOB (US \$)		PERUB
	JAN-APR 2008	JAN-APR 2009	%	JAN-APR 2008	JAN-APR 2009	%
(1)	(2)	(3)	(4)	(5)	(6)	(7)
CYPRUS	34,999	0	-100.00	53,816	0	-100.00
EGYPT	984,362	2,714,596	175.77	1,459,751	1,907,419	30.67
LIBYAN ARAB JAMAHIRIYA	3,534	2,343	-33.70	18,655	721	-96.14
MOROCCO	43,200	110,300	155.32	22,832	81,802	258.28
TUNISIA	84,600	0	-100.00	113,132	0	-100.00
ALGERIA	123,200	333,500	170.70	138,160	160,880	16.44
SUDAN	38,283	82,358	115.13	511,150	49,935	-90.23
ETHIOPIA	0	21,600	-	0	11,556	-
TANZANIA, UNITED REPUBLIC O	278,300	276,000	-0.83	468,088	120,859	-74.18
MADAGASCAR	14,400	120,035	733.58	23,976	212,833	787.69
KENYA	255,776	60,635	-76.29	406,412	131,917	-67.54
MOZAMBIQUE	60,000	40,000	-33.33	95,400	19,200	-79.87
TOGO	0	5,114	-	0	4,579	-
GHANA	235,755	251,150	6.53	214,754	161,528	-24.78
ANGOLA	2,160,000	21,600	-99.00	1,317,600	8,424	-99.36
CAMEROON	60,000	366,400	510.67	98,000	169,096	72.55
NIGERIA	6,492,489	4,997,828	-23.02	7,677,158	3,836,315	-50.03
SIERRA LEONE	88,450	0	-100.00	109,678	0	-100.00
COTE D'IVOIRE	540,800	90,600	-83.25	480,871	862,846	79.43
SENEGAL	0	21,600	-	0	9,972	-
DJIBOUTI	0	222,700	-	0	168,344	-
SWAZILAND	426	0	-100.00	45,365	0	-100.00
SOUTH AFRICA	1,097,266	1,786,407	62.81	1,302,892	1,506,477	15.63
MALAWI	280,000	144,000	-48.57	461,500	78,500	-82.99
MAURITIUS	43,435	581,598	1,239.01	69,706	249,060	257.30
AUSTRALIA	7,310,125	5,307,276	-27.40	10,555,007	6,272,297	-40.58
NEW ZEALAND	1,259,712	837,456	-33.52	1,708,280	992,016	-41.93
NEW CALEDONIA	0	11	-	0	207	-
SAMOA	0	40,000	-	0	16,800	-
SOLOMON ISLANDS	7,098	0	-100.00	16,432	0	-100.00
TONGA	34	0	-100.00	27	0	-100.00
EAST TIMOR	0	21,518	-	0	8,088	-
UNITED STATES	14,307,370	14,342,255	0.24	25,262,741	15,786,478	-37.51
CANADA	1,183,620	2,564,475	116.66	1,527,551	2,712,600	77.58
MEXICO	180,599	506,344	180.37	285,114	479,481	68.17
GUATEMALA	129,600	82,879	-36.05	71,786	37,124	-48.29
PANAMA	22,000	3,000	-86.36	46,570	38,173	-18.03
CHILE	271,199	207,699	-23.41	227,689	152,774	-32.90
VENEZUELA	0	151,200	-	0	73,775	-
ARGENTINA	631,214	646,417	2.41	837,324	615,993	-26.43
BRAZIL	1,432,348	1,935,415	35.12	1,865,764	2,634,610	41.21
COLOMBIA	196,058	388,973	98.40	452,469	383,476	-15.25
BOLIVIA	20,000	0	-100.00	47,500	0	-100.00
URUGUAY	1,500	1,000	-33.33	257,782	256,500	-0.50
PARAGUAY	43,200	0	-100.00	24,242	0	-100.00
ECUADOR	18,000	0	-100.00	20,520	0	-100.00
PERU	199,900	255,206	27.67	241,768	279,049	15.42
TRINIDAD AND TOBAGO	174	0	-100.00	1,375	0	-100.00
JAMAICA	0	11,999	-	0	14,091	-
DOMINICAN REPUBLIC	18,000	60,000	233.33	35,608	102,410	187.60
EL SALVADOR	20,000	0	-100.00	34,000	0	-100.00
COSTA RICA	300	0	-100.00	2,103	0	-100.00
DOMINICA	21,600	21,600	0.00	11,818	8,367	-29.20
UNITED KINGDOM	2,946,315	1,636,740	-44.45	4,637,891	2,314,129	-50.10
NETHERLANDS	16,261,076	8,892,804	-45.31	22,636,913	12,688,006	-43.95
FRANCE	940,519	1,129,662	20.11	1,710,866	972,548	-43.15
GERMANY, FED. REP. OF	4,442,044	4,965,570	11.79	8,298,948	8,786,717	5.88
AUSTRIA	332	0	-100.00	16,504	0	-100.00
BELGIUM	15,461,119	5,503,099	-64.41	24,708,681	12,318,615	-50.14
SWITZERLAND	139,013	6,207	-95.53	290,524	70,222	-75.83
DENMARK	583,910	1,171,170	100.57	537,317	910,566	69.47
NORWAY	78,409	61,965	-20.97	132,122	34,080	-74.21
SWEDEN	632,000	376,000	-40.51	1,002,931	575,888	-42.58
FINLAND	830,800	729,000	-12.25	1,100,477	1,124,210	2.16
IRELAND	92,000	134,946	46.68	507,419	202,419	-60.11
ITALY	1,616,479	1,627,147	0.66	2,581,870	1,689,934	-34.55
SPAIN	2,805,768	4,372,233	55.83	4,352,337	4,360,331	0.18
PORTUGAL	180,000	100,210	-44.33	253,460	89,706	-64.61
GREECE	277,060	57,541	-79.23	390,348	56,395	-85.55
DEMOCRATIC REPUBLIC OF THE	163,062	58,000	-64.43	245,548	107,200	-56.34
HUNGARY	29,400	58,803	100.01	68,062	147,040	116.04
POLAND	2,115,000	570,499	-73.03	2,834,514	870,478	-69.29
ROMANIA	0	105,000	-	0	118,227	-
BULGARIA	127,610	47,671	-62.64	210,282	35,535	-83.10
BELARUS	0	39,960	-	0	21,479	-
UKRAINE	246,250	757,500	207.61	432,904	1,039,254	140.07
LITHUANIA	325,980	2,660,960	716.30	542,413	1,936,642	257.04
LATVIA	35,000	0	-100.00	57,560	0	-100.00

TABEL 5. PERKEMBANGAN EKSPOR INDONESIA MENURUT KOMODITI DAN NEGARA TUJUAN

JENIS BARANG	BERAT BERSIH (KG)		PERUB	NILAI FOB (US \$)		PERUB
	JAN-APR 2008	JAN-APR 2009	%	JAN-APR 2008	JAN-APR 2009	%
(1)	(2)	(3)	(4)	(5)	(6)	(7)
ESTONIA	160,396	37,500	-76.62	147,749	44,066	-70.18
CROATIA	0	52,500	-	0	80,063	-
SLOVENIA	462,499	105,500	-77.19	644,098	183,674	-71.48
CZECH REPUBLIC	143,000	135,000	-5.59	201,001	128,409	-36.12
RUSSIA FEDERATION	4,565,418	1,630,599	-64.28	6,365,246	1,798,682	-71.74
<b>-LAINNYA</b>	<b>83,302,251</b>	<b>39,724,071</b>	<b>-52.31</b>	<b>67,301,962</b>	<b>16,463,536</b>	<b>-75.54</b>
JAPAN	3,032,046	1,519	-99.95	2,582,005	6,352	-99.75
HONG KONG	2,524	1,251	-50.44	10,497	5,042	-51.97
KOREA, REPUBLIC OF	20,857,532	11,240,850	-46.11	16,188,278	3,864,767	-76.13
TAIWAN	32,971	1,077	-96.73	41,965	4,711	-88.77
CHINA	601,809	91,910	-84.73	780,991	98,617	-87.37
THAILAND	26,207,993	160,241	-99.39	21,861,773	187,163	-99.14
SINGAPORE	20,813,629	27,435,699	31.82	16,391,528	11,310,715	-31.00
PHILIPPINES	300,108	607,831	102.54	219,232	651,853	197.33
MALAYSIA	6,333,153	59,268	-99.06	5,059,968	96,994	-98.08
BRUNEI DARUSSALAM	17,014	0	-100.00	18,440	0	-100.00
VIET NAM	14,271	17,192	20.47	23,455	36,685	56.41
MALDIVES	311	0	-100.00	239	0	-100.00
INDIA	779	1,337	71.63	2,323	1,885	-18.85
PAKISTAN	1,298	0	-100.00	5,979	0	-100.00
BANGLADESH	47,999	29,962	-37.58	80,840	76,387	-5.51
SRI LANKA	5,850	1,053	-82.00	12,548	2,420	-80.71
IRAN (ISLAMIC REPUBLIC OF)	0	58	-	0	5	-
JORDAN	0	27,153	-	0	35,585	-
LEBANON	0	14,475	-	0	28,053	-
TURKEY	2,232	0	-100.00	3,030	0	-100.00
UNITED ARAB EMIRATES	286	5,027	1,657.69	1,047	6,456	516.62
MAURITIUS	0	12,112	-	0	23,140	-
AUSTRALIA	27,459	154	-99.44	47,667	708	-98.51
NEW ZEALAND	2,862	0	-100.00	9,646	0	-100.00
FIJI	0	11,893	-	0	20,250	-
UNITED STATES	5,000,106	3,959	-99.92	3,960,106	5,727	-99.86
NETHERLANDS	1	28	2,700.00	2	14	600.00
FRANCE	11	0	-100.00	70	0	-100.00
GERMANY, FED. REP. OF	2	22	1,000.00	3	7	133.33
ITALY	5	0	-100.00	330	0	-100.00
<b>PUPUK</b>	<b>53,546,112</b>	<b>74,982,628</b>	<b>40.03</b>	<b>16,532,417</b>	<b>36,001,153</b>	<b>117.76</b>
JAPAN	12,176,310	9,184,962	-24.57	1,692,272	1,375,445	-18.72
HONG KONG	138	699	406.52	266	1,105	315.41
KOREA, REPUBLIC OF	880,070	820,040	-6.82	87,334	484,907	455.23
TAIWAN	254,830	389,941	53.02	48,306	70,251	45.43
CHINA	39,000	6,360,100	16,207.95	13,350	3,795,302	28,329.23
PAPUA NEW GUINEA	0	39,999	-	0	23,000	-
THAILAND	58	18,080	31,072.41	40	18,924	47,210.00
SINGAPORE	229,000	1,035,666	352.26	23,788	360,659	1,416.14
PHILIPPINES	7,822,636	220,088	-97.19	2,377,504	45,211	-98.10
MALAYSIA	2,163,798	44,589,078	1,960.69	346,067	23,487,978	6,687.12
MYANMAR (FORM. BURMA)	600,000	500,000	-16.67	320,205	272,050	-15.04
BRUNEI DARUSSALAM	60,631	0	-100.00	3,028	0	-100.00
VIET NAM	1,215,000	6,500,000	434.98	140,175	3,873,200	2,663.12
INDIA	100	500,000	499,900.00	320	475,000	148,337.50
BANGLADESH	3,000,000	43,000	-98.57	970,500	23,586	-97.57
KUWAIT	0	22,999	-	0	11,362	-
JORDAN	66,000	0	-100.00	47,520	0	-100.00
OMAN	66,000	173,250	162.50	13,530	16,800	24.17
TURKEY	0	60,000	-	0	45,055	-
UNITED ARAB EMIRATES	24,000	0	-100.00	4,920	0	-100.00
KENYA	230,000	689,999	200.00	110,400	456,573	313.56
AUSTRALIA	2,789,999	2,787,499	-0.09	822,700	819,676	-0.37
NEW ZEALAND	352,000	524,999	49.15	62,484	139,500	123.26
EAST TIMOR	0	60,000	-	0	36,036	-
UNITED STATES	20,829,437	115,249	-99.45	8,882,439	47,112	-99.47
BRAZIL	86,184	0	-100.00	308,807	0	-100.00
NETHERLANDS	0	57,450	-	0	35,760	-
FRANCE	66,000	0	-100.00	8,580	0	-100.00
LUXEMBOURG	0	1,000	-	0	157	-
IRELAND	110,000	264,000	140.00	21,450	72,600	238.46
MALTA	0	24,530	-	0	13,904	-
RUSSIA FEDERATION	484,921	0	-100.00	226,432	0	-100.00
<b>PRODUK PHARMASI</b>	<b>3,672,741</b>	<b>3,857,039</b>	<b>5.02</b>	<b>56,802,326</b>	<b>61,777,364</b>	<b>8.76</b>
JAPAN	60,645	56,305	-7.16	3,967,808	5,956,520	50.12
HONG KONG	41,837	64,744	54.75	752,755	1,343,682	78.50
KOREA, REPUBLIC OF	45,824	30,314	-33.85	7,215,508	5,150,100	-28.62
TAIWAN	843	5,786	586.36	68,600	343,655	400.95
CHINA	27,122	22,488	-17.09	609,695	179,007	-70.64



TABEL 5. PERKEMBANGAN EKSPOR INDONESIA MENURUT KOMODITI DAN NEGARA TUJUAN

JENIS BARANG	BERAT BERSIH (KG)		PERUB	NILAI FOB (US \$)		PERUB
	JAN-APR 2008	JAN-APR 2009	%	JAN-APR 2008	JAN-APR 2009	%
(1)	(2)	(3)	(4)	(5)	(6)	(7)
MONGOLIA	27,509	8,711	-68.33	267,519	66,219	-75.25
MACAU	1,025	27,617	2,594.34	12,602	1,310	-89.60
PAPUA NEW GUINEA	4,553	127	-97.21	14,030	529	-96.23
THAILAND	440,549	754,179	71.19	5,256,245	6,014,821	14.43
SINGAPORE	168,183	156,960	-6.67	1,444,013	1,733,132	20.02
PHILIPPINES	480,880	544,100	13.15	5,603,558	9,461,522	68.85
MALAYSIA	410,280	319,496	-22.13	2,373,760	1,758,153	-25.93
MYANMAR (FORM. BURMA)	471,192	525,884	11.61	1,963,577	1,747,524	-11.00
CAMBODIA	68,006	81,757	20.22	1,027,404	925,815	-9.89
BRUNEI DARUSSALAM	21,260	7,076	-66.72	52,208	39,098	-25.11
NEPAL	3,355	1,869	-44.29	461,052	20,940	-95.46
VIET NAM	75,413	92,637	22.84	3,193,861	2,415,019	-24.39
MALDIVES	0	30	-	0	3,180	-
INDIA	3,276	3,638	11.05	6,533,969	7,832,669	19.88
PAKISTAN	56,351	38,867	-31.03	260,435	491,501	88.72
BANGLADESH	40,000	0	-100.00	22,304	0	-100.00
SRI LANKA	204,273	221,746	8.55	1,571,467	1,279,962	-18.55
AFGHANISTAN	13,576	67,065	394.00	77,629	109,011	40.43
SAUDI ARABIA	504	3,094	513.89	945	2,587	173.76
JORDAN	8,752	0	-100.00	49,674	0	-100.00
YEMEN	1,485	0	-100.00	76,985	0	-100.00
SYRIA ARAB REPUBLIC	0	1,502	-	0	61,599	-
UNITED ARAB EMIRATES	9,386	2,317	-75.31	85,415	15,745	-81.57
QATAR	0	1,537	-	0	17,900	-
BAHRAIN	605	0	-100.00	12,192	0	-100.00
EGYPT	5	32,089	641,680.00	4	21,887	547,075.00
LIBYAN ARAB JAMAHIRIYA	0	162	-	0	16,473	-
ALGERIA	806	872	8.19	213,000	227,300	6.71
ERITREA	0	1,131	-	0	68,202	-
ETHIOPIA	7,287	0	-100.00	379,071	0	-100.00
TANZANIA, UNITED REPUBLIC O	5,517	0	-100.00	5,257	0	-100.00
MADAGASCAR	0	507	-	0	30,564	-
KENYA	2,279	1,752	-23.12	129,020	138,692	7.50
EQUATORIAL GUINEA	14,436	0	-100.00	166,056	0	-100.00
TOGO	52,499	49,313	-6.07	394,707	502,643	27.35
GHANA	0	230	-	0	862	-
LIBERIA	602	0	-100.00	31,339	0	-100.00
CAMEROON	1,808	2,498	38.16	247,776	148,060	-40.24
NIGERIA	394,243	309,639	-21.46	4,349,360	7,176,945	65.01
GABON	12,380	0	-100.00	136,741	0	-100.00
COTE D'IVOIRE	1,020	21,429	2,000.88	26,313	984,356	3,640.95
SENEGAL	385	3,491	806.75	20,020	35,376	76.70
MALI	1,924	0	-100.00	100,100	0	-100.00
BENIN	31,885	17,012	-46.65	242,866	69,622	-71.33
GAMBIA	0	404	-	0	25,439	-
SEYCHELLES	0	1,884	-	0	3,729	-
UGANDA	2,008	1,481	-26.25	104,489	89,401	-14.44
CENTRAL AFRICAN REPUBLIC	296	0	-100.00	15,400	0	-100.00
NIGER	2,763	0	-100.00	220,277	0	-100.00
CHAD	0	141	-	0	10,000	-
DJIBOUTI	0	4,469	-	0	24,863	-
SOUTH AFRICA	6,495	1,950	-69.98	65,286	95,040	45.57
ZIMBABWE	2,335	0	-100.00	134,274	0	-100.00
ZAMBIA	1,164	1,601	37.54	60,561	86,520	42.86
MALAWI	7,431	0	-100.00	480,172	0	-100.00
BURUNDI	840	0	-100.00	48,300	0	-100.00
MAURITIUS	358	292	-18.44	16,296	7,806	-52.10
AUSTRALIA	170,553	177,567	4.11	3,466,396	3,046,031	-12.13
NEW ZEALAND	39,295	33,203	-15.50	396,053	420,137	6.08
NORTHERN MARIANA ISLANDS	0	255	-	0	752	-
COOK ISLANDS	2,885	1,655	-42.63	1,793	2,216	23.59
FIJI	168	498	196.43	2,280	7,738	239.39
SAMOA	0	1,401	-	0	976	-
EAST TIMOR	19,558	5,956	-69.55	68,503	10,923	-84.05
UNITED STATES	107,504	75,915	-29.38	65,669	58,180	-11.40
MEXICO	935	1,663	77.86	283,136	224,292	-20.78
SURINAME	608	4,402	624.01	1,034	20,973	1,928.34
ECUADOR	12,366	0	-100.00	269,400	0	-100.00
BARBADOS	0	86	-	0	144	-
UNITED KINGDOM	2,886	4,072	41.09	40,746	163,370	300.95
NETHERLANDS	7,906	3,291	-58.37	126,208	358,646	184.17
FRANCE	24,154	398	-98.35	291,428	30,564	-89.51
GERMANY, FED. REP. OF	15,004	22,097	47.27	468,581	285,055	-39.17
AUSTRIA	2,657	0	-100.00	85,890	0	-100.00
BELGIUM	228	791	246.93	5,973	851	-85.75
SWITZERLAND	4,080	26,509	549.73	12,771	104,745	720.18
DENMARK	106	0	-100.00	18,963	0	-100.00
NORWAY	211	42	-80.09	14,443	60	-99.58

TABEL 5. PERKEMBANGAN EKSPOR INDONESIA MENURUT KOMODITI DAN NEGARA TUJUAN

JENIS BARANG	BERAT BERSIH (KG)		PERUB	NILAI FOB (US \$)		PERUB
	JAN-APR 2008	JAN-APR 2009	%	JAN-APR 2008	JAN-APR 2009	%
(1)	(2)	(3)	(4)	(5)	(6)	(7)
SWEDEN	266	0	-100.00	8,814	0	-100.00
FINLAND	12	0	-100.00	10	0	-100.00
SPAIN	6	0	-100.00	1	0	-100.00
PORTUGAL	1,752	0	-100.00	1,882	0	-100.00
POLAND	17,842	0	-100.00	280,368	0	-100.00
ROMANIA	2,296	1,722	-25.00	236,888	138,002	-41.74
TAJIKISTAN	180	358	98.89	8,701	18,370	111.13
UZBEKISTAN	1,735	2,673	54.06	79,000	144,750	83.23
RUSSIA FEDERATION	98	292	197.96	5,500	5,609	1.98
<b>KULIT DAN BARANG DARI KULI'</b>	<b>4,045,982</b>	<b>2,829,749</b>	<b>-30.06</b>	<b>80,272,512</b>	<b>52,499,124</b>	<b>-34.60</b>
JAPAN	67,345	51,000	-24.27	1,797,664	1,249,218	-30.51
HONG KONG	626,354	780,929	24.68	11,434,091	13,029,642	13.95
KOREA, REPUBLIC OF	101,505	174,498	71.91	1,022,159	1,551,193	51.76
TAIWAN	36,128	52,903	46.43	719,602	692,207	-3.81
CHINA	1,042,958	345,329	-66.89	19,410,605	6,485,032	-66.59
MACAU	1,425	1,145	-19.65	58,106	40,253	-30.72
PAPUA NEW GUINEA	120	0	-100.00	449	0	-100.00
THAILAND	163,278	193,619	18.58	3,322,397	2,524,280	-24.02
SINGAPORE	198,513	209,901	5.74	5,699,095	3,016,630	-47.07
PHILIPPINES	6,779	10,812	59.49	113,436	85,046	-25.03
MALAYSIA	362,010	301,931	-16.60	6,464,137	5,169,240	-20.03
CAMBODIA	0	4,119	-	0	105,596	-
BRUNEI DARUSSALAM	434	148	-65.90	863	1,795	108.00
NEPAL	27	12	-55.56	2,940	1,975	-32.82
VIET NAM	184,356	89,617	-51.39	3,813,656	2,131,348	-44.11
MALDIVES	620	476	-23.23	6,385	18,535	190.29
INDIA	269,183	106,696	-60.36	3,609,674	1,900,619	-47.35
PAKISTAN	2,453	274	-88.83	42,778	8,583	-79.94
SRI LANKA	10,464	12,380	18.31	51,819	171,257	230.49
IRAN (ISLAMIC REPUBLIC OF)	12,457	12,821	2.92	36,503	51,513	41.12
SAUDI ARABIA	306	218	-28.76	17,212	3,020	-82.45
ISRAEL	308	0	-100.00	960	0	-100.00
SYRIA ARAB REPUBLIC	106	108	1.89	600	600	0.00
TURKEY	0	8,279	-	0	37,662	-
UNITED ARAB EMIRATES	3,319	1,053	-68.27	13,000	13,979	7.53
CYPRUS	233	171	-26.61	1,354	1,763	30.21
EGYPT	916	0	-100.00	3,951	0	-100.00
TANZANIA, UNITED REPUBLIC O	0	4	-	0	68	-
MADAGASCAR	0	406	-	0	1,453	-
KENYA	0	15	-	0	412	-
REUNION	235	0	-100.00	1,510	0	-100.00
CAMEROON	1,561	0	-100.00	3,371	0	-100.00
SENEGAL	0	3	-	0	10	-
SEYCHELLES	3	161	5,266.67	15	448	2,886.67
SOUTH AFRICA	1,319	8	-99.39	2,371	168	-92.91
MAURITIUS	730	101	-86.16	2,124	374	-82.39
VIRGIN ISLANDS (BRITISH)	34	0	-100.00	214	0	-100.00
AUSTRALIA	13,618	28,835	111.74	313,200	443,557	41.62
NEW ZEALAND	1,227	3,450	181.17	17,176	73,851	329.97
GUAM	26	41	57.69	316	481	52.22
NEW CALEDONIA	429	476	10.96	1,671	3,659	118.97
VANUATU	0	794	-	0	980	-
FIJI	47	823	1,651.06	90	15,096	16,673.33
EAST TIMOR	0	472	-	0	462	-
UNITED STATES	218,844	182,975	-16.39	7,744,452	6,718,704	-13.24
CANADA	1,633	1,553	-4.90	9,436	53,473	466.69
MEXICO	1,610	843	-47.64	71,436	26,216	-63.30
PANAMA	0	4	-	0	380	-
CHILE	2	0	-100.00	3	0	-100.00
JAMAICA	0	21	-	0	50	-
PUERTO RICO	41	23	-43.90	288	347	20.49
BELIZE	1,062	0	-100.00	2,677	0	-100.00
DOMINICAN REPUBLIC	1,517	0	-100.00	2,422	0	-100.00
COSTA RICA	119	0	-100.00	300	0	-100.00
HAITI	0	451	-	0	868	-
BERMUDA	166	0	-100.00	790	0	-100.00
FRENCH POLYNESIA	319	141	-55.80	558	142	-74.55
MARTINIQUE	0	70	-	0	105	-
NETHERLANDS ANTILLES	1,637	14	-99.14	899	16	-98.22
UNITED KINGDOM	12,724	13,675	7.47	254,793	194,177	-23.79
NETHERLANDS	39,136	13,221	-66.22	428,008	262,876	-38.58
FRANCE	22,057	12,698	-42.43	486,448	209,387	-56.96
GERMANY, FED. REP. OF	62,230	59,253	-4.78	2,117,045	2,074,749	-2.00
AUSTRIA	428	1,911	346.50	11,476	45,401	295.62
BELGIUM	3,845	468	-87.83	4,935	3,451	-30.07
SWITZERLAND	349	454	30.09	12,621	10,330	-18.15
DENMARK	764	437	-42.80	14,651	6,301	-56.99

TABEL 5. PERKEMBANGAN EKSPOR INDONESIA MENURUT KOMODITI DAN NEGARA TUJUAN

JENIS BARANG	BERAT BERSIH (KG)		PERUB	NILAI FOB (US \$)		PERUB
	JAN-APR 2008	JAN-APR 2009	%	JAN-APR 2008	JAN-APR 2009	%
(1)	(2)	(3)	(4)	(5)	(6)	(7)
NORWAY	1,095	10,456	854.89	17,255	165,386	858.48
SWEDEN	4,171	466	-88.83	146,556	17,048	-88.37
FINLAND	71	27	-61.97	821	192	-76.61
IRELAND	0	262	-	0	369	-
ITALY	302,789	83,350	-72.47	8,288,103	3,140,235	-62.11
SPAIN	243,463	48,224	-80.19	2,452,959	666,253	-72.84
PORTUGAL	654	982	50.15	22,284	19,138	-14.12
GREECE	5,976	1,143	-80.87	17,403	6,636	-61.87
HUNGARY	1	116	11,500.00	105	190	80.95
POLAND	4,093	640	-84.36	168,049	31,507	-81.25
ROMANIA	0	27	-	0	109	-
BULGARIA	2,350	0	-100.00	3,498	0	-100.00
YUGOSLAVIA	0	1	-	0	10	-
CROATIA	271	1,784	558.30	1,253	12,607	906.15
MALTA	935	0	-100.00	2,536	0	-100.00
SLOVAKIA	7	7	0.00	220	337	53.18
CZECH REPUBLIC	784	24	-96.94	2,611	129	-95.06
RUSSIA FEDERATION	13	0	-100.00	127	0	-100.00
<b>KACA DAN BARANG DARI KACA</b>	<b>282,298,386</b>	<b>210,691,241</b>	<b>-25.37</b>	<b>153,968,577</b>	<b>106,249,288</b>	<b>-30.99</b>
JAPAN	35,423,623	13,371,485	-62.25	28,511,806	10,199,567	-64.23
HONG KONG	524,846	525,853	0.19	1,059,766	395,871	-62.65
KOREA, DEMOCRATIC PEOPLE'S	0	14,288	-	0	10,319	-
KOREA, REPUBLIC OF	17,238,938	18,684,851	8.39	6,429,329	4,726,929	-26.48
TAIWAN	3,053,328	3,489,074	14.27	1,534,946	1,544,379	0.61
CHINA	4,158,926	4,691,988	12.82	3,732,577	3,014,336	-19.24
MONGOLIA	7,731	0	-100.00	6,750	0	-100.00
MACAU	0	39	-	0	495	-
PAPUA NEW GUINEA	894,189	2,750,333	207.58	499,622	1,647,813	229.81
THAILAND	16,231,263	8,961,696	-44.79	6,542,904	4,081,198	-37.62
SINGAPORE	7,058,505	4,013,282	-43.14	3,713,353	3,771,420	1.56
PHILIPPINES	16,565,106	18,841,156	13.74	6,920,188	6,926,487	0.09
MALAYSIA	25,432,966	22,628,259	-11.03	10,372,268	8,522,212	-17.84
MYANMAR (FORM. BURMA)	1,008,964	1,833,408	81.71	458,563	504,756	10.07
CAMBODIA	1,679,839	118,424	-92.95	372,289	51,574	-86.15
BRUNEI DARUSSALAM	176,587	224,137	26.93	94,393	91,401	-3.17
NEPAL	19,097	11,730	-38.58	16,513	11,520	-30.24
VIET NAM	8,020,503	13,497,741	68.29	6,003,275	5,078,437	-15.41
MALDIVES	366,570	8,752	-97.61	186,681	27,392	-85.33
INDIA	18,503,736	14,162,111	-23.46	8,967,101	7,159,376	-20.16
PAKISTAN	3,784,645	5,364,352	41.74	3,052,322	3,449,671	13.02
BANGLADESH	2,020,722	1,367,852	-32.31	1,050,677	625,579	-40.46
SRI LANKA	1,209,495	851,362	-29.61	419,676	309,906	-26.16
AFGHANISTAN	276,004	133,851	-51.50	182,430	87,132	-52.24
IRAQ	0	163,291	-	0	182,177	-
IRAN (ISLAMIC REPUBLIC OF)	553,751	202,297	-63.47	471,287	152,976	-67.54
SAUDI ARABIA	1,882,466	1,404,186	-25.41	1,134,406	851,060	-24.98
ISRAEL	214,290	280,484	30.89	141,094	164,217	16.39
KUWAIT	662,920	972,647	46.72	270,959	398,732	47.16
JORDAN	641,362	2,161,967	237.09	515,627	1,150,641	123.15
LEBANON	1,321,104	105,010	-92.05	436,869	52,454	-87.99
YEMEN	217,187	1,036,023	377.02	165,516	661,364	299.58
OMAN	128,252	143,011	11.51	80,950	76,005	-6.11
SYRIA ARAB REPUBLIC	1,110,870	1,311,398	18.05	1,229,702	1,073,173	-12.73
TURKEY	6,719,812	2,179,250	-67.57	4,068,360	1,182,264	-70.94
UNITED ARAB EMIRATES	4,215,569	2,931,995	-30.45	2,732,391	1,750,983	-35.92
QATAR	162,425	414,626	155.27	139,628	115,238	-17.47
BAHRAIN	55,831	173,209	210.24	17,910	60,424	237.38
CYPRUS	30,655	21,601	-29.54	17,585	13,454	-23.49
EGYPT	4,671,203	6,390,090	36.80	2,867,550	3,622,765	26.34
LIBYAN ARAB JAMAHIRIYA	0	82,137	-	0	31,251	-
MOROCCO	62,234	25,666	-58.76	65,531	24,525	-62.57
TUNISIA	45,379	7,559	-83.34	20,553	21,769	5.92
ALGERIA	1,568,118	1,354,867	-13.60	845,707	583,358	-31.02
SUDAN	194,969	550,733	182.47	90,204	363,714	303.21
LESOTHO	0	13,830	-	0	11,115	-
NAMIBIA	189	21,311	11,175.66	1,684	5,832	246.32
ETHIOPIA	0	139	-	0	222	-
TANZANIA, UNITED REPUBLIC O	97	88,361	90,993.81	832	34,868	4,090.87
MADAGASCAR	363,574	1,098,684	202.19	122,738	337,874	175.28
SOMALIA	0	22,010	-	0	16,804	-
KENYA	2,585,304	2,826,687	9.34	737,151	665,568	-9.71
REUNION	10,484	270,503	2,480.15	19,782	179,139	805.57
MOZAMBIQUE	43,629	11,947	-72.62	25,485	5,248	-79.41
BOTSWANA	0	67	-	0	281	-
TOGO	58,500	0	-100.00	60,255	0	-100.00
GHANA	610,936	213,840	-65.00	250,916	85,554	-65.90
LIBERIA	0	7	-	0	45	-

TABEL 5. PERKEMBANGAN EKSPOR INDONESIA MENURUT KOMODITI DAN NEGARA TUJUAN

JENIS BARANG	BERAT BERSIH (KG)		PERUB	NILAI FOB (US \$)		PERUB
	JAN-APR 2008	JAN-APR 2009	%	JAN-APR 2008	JAN-APR 2009	%
(1)	(2)	(3)	(4)	(5)	(6)	(7)
ANGOLA	250,462	660,257	163.62	105,516	301,525	185.76
CONGO	0	33	-	0	218	-
CAMEROON	160,992	44,152	-72.58	34,006	11,783	-65.35
NIGERIA	1,742,037	376,879	-78.37	798,716	150,158	-81.20
SIERRA LEONE	15	0	-100.00	13	0	-100.00
GABON	495	100	-79.80	407	309	-24.08
COTE D'IVOIRE	275,018	103,340	-62.42	103,436	53,794	-47.99
SENEGAL	107,786	137,727	27.78	105,477	113,754	7.85
BENIN	59,593	33,890	-43.13	17,632	15,000	-14.93
U.S. VIRGIN ISLANDS	1,695	180	-89.38	8,203	6,035	-26.43
SEYCHELLES	472	16,099	3,310.81	3,819	62,700	1,541.79
UGANDA	0	241	-	0	570	-
DJIBOUTI	148,576	48,156	-67.59	46,381	26,530	-42.80
SOUTH AFRICA	5,474,060	4,662,008	-14.83	2,588,062	1,825,488	-29.47
ZIMBABWE	79,797	11,778	-85.24	46,093	5,964	-87.06
BURUNDI	19,473	0	-100.00	6,735	0	-100.00
MAURITIUS	175,718	158,658	-9.71	106,797	67,850	-36.47
RWANDA	19,473	0	-100.00	6,696	0	-100.00
VIRGIN ISLANDS (BRITISH)	40,523	373	-99.08	17,939	1,412	-92.13
AUSTRALIA	25,120,459	13,640,223	-45.70	13,428,199	9,136,396	-31.96
NEW ZEALAND	9,619,464	5,691,373	-40.83	3,509,202	1,886,809	-46.23
GUAM	462	1,779	285.06	1,827	4,214	130.65
PALAU	264	26	-90.15	754	521	-30.90
NEW CALEDONIA	106,261	69,975	-34.15	59,924	38,506	-35.74
SAINT VINCENT AND THE GREN.	267	23,144	8,568.16	263	8,599	3,169.58
VANUATU	1,038	25,286	2,336.03	1,278	14,992	1,073.08
WALLIS AND FUTUNA ISLANDS	97	0	-100.00	156	0	-100.00
COOK ISLANDS	368	767	108.42	3,510	1,939	-44.76
FIJI	32,456	98,409	203.21	40,472	39,953	-1.28
SAMOA	320,502	323	-99.90	139,793	1,374	-99.02
SOLOMON ISLANDS	15,105	10,322	-31.67	3,176	5,976	88.16
TONGA	572	0	-100.00	481	0	-100.00
EAST TIMOR	116,761	273,506	134.24	80,402	217,523	170.54
UNITED STATES	6,268,138	3,997,620	-36.22	5,078,066	3,227,404	-36.44
CANADA	412,867	367,993	-10.87	344,581	229,924	-33.27
MEXICO	1,693,118	1,361,536	-19.58	871,608	842,367	-3.35
GUATEMALA	156,272	590,892	278.12	146,361	211,465	44.48
HONDURAS	0	68,216	-	0	26,040	-
NICARAGUA	29,772	0	-100.00	20,200	0	-100.00
PANAMA	1,063,318	1,170,762	10.10	690,726	594,929	-13.87
CUBA	21,667	17,688	-18.36	14,073	16,525	17.42
SURINAME	121,631	18,124	-85.10	76,848	11,916	-84.49
CHILE	164,118	1,116,348	580.21	120,381	560,342	365.47
VENEZUELA	164	25,638	15,532.93	863	98,711	11,338.12
ARGENTINA	190,419	386,200	102.82	126,151	308,068	144.21
BRAZIL	1,525,273	2,839,275	86.15	661,709	825,191	24.71
COLOMBIA	535,498	493,361	-7.87	430,344	283,310	-34.17
BOLIVIA	0	21,990	-	0	11,574	-
URUGUAY	21,503	46,705	117.20	14,803	25,581	72.81
PARAGUAY	0	17,085	-	0	11,885	-
ECUADOR	655,161	578,998	-11.63	305,580	192,767	-36.92
PERU	127,827	51,229	-59.92	77,506	43,834	-43.44
GUYANA	5,679	22,077	288.75	5,083	11,703	130.24
TRINIDAD AND TOBAGO	41,936	1,051,570	2,407.56	12,004	391,638	3,162.56
BAHAMAS	232	0	-100.00	264	0	-100.00
JAMAICA	84,233	64,384	-23.56	28,577	25,904	-9.35
PUERTO RICO	368,335	467,415	26.90	230,695	272,050	17.93
DOMINICAN REPUBLIC	580,440	303,257	-47.75	297,941	118,635	-60.18
EL SALVADOR	68,739	43,920	-36.11	23,036	15,839	-31.24
COSTA RICA	68,070	77,002	13.12	37,344	40,966	9.70
HAITI	36,603	538,823	1,372.07	17,261	143,045	728.72
BARBADOS	41,491	83,010	100.07	28,396	43,580	53.47
ANGUILLA	0	58	-	0	241	-
ARUBA	41,914	21,433	-48.86	23,494	13,931	-40.70
BERMUDA	95	29	-69.47	434	114	-73.73
CAPE VERDE	0	34,535	-	0	15,781	-
CAYMAN ISLANDS	284	0	-100.00	74	0	-100.00
DOMINICA	37,062	0	-100.00	12,261	0	-100.00
FRENCH GUIANA	462	3,735	708.44	1,755	14,545	728.77
FRENCH POLYNESIA	3,421	2,181	-36.25	7,744	3,680	-52.48
GRENADA	22,492	0	-100.00	6,879	0	-100.00
MARTINIQUE	389	693	78.15	1,318	1,244	-5.61
NETHERLANDS ANTILLES	3,526	3,191	-9.50	5,445	10,452	91.96
SAINT LUCIA	225	46,459	20,548.44	771	16,777	2,076.01
GUADELOUPE	1,796	2,218	23.50	2,898	4,648	60.39
UNITED KINGDOM	1,053,656	523,739	-50.29	1,604,025	808,795	-49.58
NETHERLANDS	432,644	656,935	51.84	612,239	655,346	7.04
FRANCE	315,870	466,764	47.77	708,004	919,330	29.85

TABEL 5. PERKEMBANGAN EKSPOR INDONESIA MENURUT KOMODITI DAN NEGARA TUJUAN

JENIS BARANG	BERAT BERSIH (KG)		PERUB	NILAI FOB (US \$)		PERUB
	JAN-APR 2008	JAN-APR 2009	%	JAN-APR 2008	JAN-APR 2009	%
(1)	(2)	(3)	(4)	(5)	(6)	(7)
GERMANY, FED. REP. OF	875,261	616,818	-29.53	1,098,171	965,973	-12.04
AUSTRIA	1,156	5,878	408.48	4,929	41,732	746.66
BELGIUM	57,684	31,038	-46.19	136,021	115,186	-15.32
SWITZERLAND	22,563	5,183	-77.03	116,644	28,422	-75.63
DENMARK	43,305	90,762	109.59	24,896	45,063	81.00
NORWAY	48,265	1,950	-95.96	32,874	2,104	-93.60
SWEDEN	44,018	19,929	-54.73	63,027	31,024	-50.78
FINLAND	66,377	280,301	322.29	74,559	205,670	175.85
IRELAND	178,606	23,301	-86.95	148,663	20,557	-86.17
ITALY	370,036	423,753	14.52	654,303	406,854	-37.82
SPAIN	23,744,030	488,018	-97.94	7,024,200	495,022	-92.95
PORTUGAL	252,166	70,355	-72.10	162,329	47,176	-70.94
GREECE	819,961	188,073	-77.06	328,706	127,871	-61.10
DEMOCRATIC REPUBLIC OF THE	0	39,719	-	0	41,485	-
HUNGARY	3,270	22,390	584.71	4,621	94,699	1,949.32
POLAND	1,233,737	1,020,849	-17.26	856,219	889,340	3.87
ROMANIA	213,362	171,568	-19.59	135,643	143,039	5.45
BULGARIA	100,669	459,672	356.62	62,983	170,903	171.35
YUGOSLAVIA	131	328	150.38	176	714	305.68
ALBANIA	0	38,161	-	0	20,462	-
AZERBAIJAN	0	3	-	0	15	-
BELARUS	0	7,505	-	0	7,003	-
KAZAKHSTAN	124,593	18,783	-84.92	179,857	25,946	-85.57
UKRAINE	657,220	208,212	-68.32	871,059	360,155	-58.65
LITHUANIA	16,743	19,487	16.39	24,029	26,893	11.92
LATVIA	0	100	-	0	1,180	-
ESTONIA	543	1,141	110.13	3,927	2,615	-33.41
GEORGIA	0	45,290	-	0	15,486	-
CROATIA	380,946	25,505	-93.30	214,647	29,622	-86.20
BOSNIA AND HERZEGOVINA	335,128	205,286	-38.74	202,790	173,938	-14.23
MALTA	14,782	4,301	-70.90	14,840	9,981	-32.74
SLOVAKIA	338	0	-100.00	787	0	-100.00
SLOVENIA	966	1,817	88.10	1,515	3,373	122.64
CZECH REPUBLIC	170,564	104,135	-38.95	132,014	89,624	-32.11
RUSSIA FEDERATION	648,672	354,081	-45.41	822,940	447,328	-45.64
<b>KERTAS DAN BARANG DARI KE</b>	<b>1,430,866,006</b>	<b>1,373,138,797</b>	<b>-4.03</b>	<b>1,289,324,605</b>	<b>1,034,598,941</b>	<b>-19.76</b>
JAPAN	122,124,350	136,892,947	12.09	124,474,586	128,583,328	3.30
HONG KONG	38,183,751	28,237,475	-26.05	31,301,038	22,998,516	-26.52
KOREA, REPUBLIC OF	30,300,616	23,610,472	-22.08	26,385,786	20,115,908	-23.76
TAIWAN	45,160,194	46,854,495	3.75	33,138,345	23,945,937	-27.74
CHINA	107,040,210	78,042,947	-27.09	83,018,706	42,607,933	-48.68
MONGOLIA	7,393	103,520	1,300.24	14,400	54,557	278.87
MACAU	977	120,767	12,261.00	163	70,990	43,452.15
PAPUA NEW GUINEA	1,225,050	1,306,050	6.61	1,274,717	1,157,836	-9.17
THAILAND	35,616,855	28,891,157	-18.88	34,761,500	23,131,500	-33.46
SINGAPORE	66,192,384	52,621,090	-20.50	48,718,888	35,294,255	-27.56
PHILIPPINES	29,392,339	39,389,556	34.01	28,648,646	25,302,425	-11.68
MALAYSIA	121,212,666	124,398,793	2.63	105,829,710	82,098,276	-22.42
MYANMAR (FORM. BURMA)	15,775,521	11,193,983	-29.04	11,276,173	6,491,908	-42.43
CAMBODIA	3,477,824	5,108,619	46.89	3,282,806	3,487,544	6.24
BRUNEI DARUSSALAM	341,399	301,315	-11.74	386,012	448,696	16.24
LAO PEOPLE'S DEMOCRATIC RE	16,695	32,289	93.41	10,672	21,004	96.81
NEPAL	44,635	27,504	-38.38	233,481	487,648	108.86
VIET NAM	76,006,876	78,590,000	3.40	63,808,770	51,723,981	-18.94
MALDIVES	465,957	206,354	-55.71	549,885	244,833	-55.48
INDIA	33,050,527	27,585,038	-16.54	24,876,607	21,227,228	-14.67
PAKISTAN	23,706,288	30,283,498	27.74	22,565,622	19,721,869	-12.60
BANGLADESH	11,973,729	16,603,978	38.67	10,703,411	10,515,647	-1.75
SRI LANKA	20,212,634	22,318,139	10.42	14,601,371	13,670,837	-6.37
AFGHANISTAN	197,083	25,251	-87.19	364,398	163,334	-55.18
IRAQ	24,140	16,166	-33.03	36,627	12,609	-65.57
IRAN (ISLAMIC REPUBLIC OF)	50,432,687	34,497,011	-31.60	43,992,833	26,373,626	-40.05
SAUDI ARABIA	51,325,054	40,514,779	-21.06	47,067,327	25,737,808	-45.32
ISRAEL	565,011	17,173	-96.96	498,677	17,412	-96.51
KUWAIT	5,943,801	2,787,974	-53.09	5,821,392	2,837,967	-51.25
JORDAN	11,597,992	12,014,271	3.59	11,292,938	8,895,694	-21.23
LEBANON	3,169,692	11,841,896	273.60	3,475,127	6,573,113	89.15
YEMEN	9,980,925	6,527,307	-34.60	9,287,816	4,770,458	-48.64
OMAN	3,027,785	3,968,691	31.08	2,821,622	3,192,559	13.15
SYRIA ARAB REPUBLIC	7,218,486	8,431,137	16.80	6,888,965	5,830,078	-15.37
TURKEY	19,874,987	25,355,638	27.58	17,766,067	15,083,199	-15.10
UNITED ARAB EMIRATES	41,816,323	50,653,525	21.13	40,871,100	38,505,493	-5.79
QATAR	2,539,660	2,232,187	-12.11	2,955,060	2,249,019	-23.89
BAHRAIN	2,772,346	2,424,281	-12.55	2,832,922	2,256,707	-20.34
CYPRUS	1,252,552	3,297,247	163.24	1,271,683	2,552,652	100.73
EGYPT	16,307,583	23,494,633	44.07	15,149,025	16,708,518	10.29
LIBYAN ARAB JAMAHIRIYA	3,143,634	3,227,098	2.66	2,958,810	2,591,427	-12.42

TABEL 5. PERKEMBANGAN EKSPOR INDONESIA MENURUT KOMODITI DAN NEGARA TUJUAN

JENIS BARANG	BERAT BERSIH (KG)		PERUB	NILAI FOB (US \$)		PERUB
	JAN-APR 2008	JAN-APR 2009	%	JAN-APR 2008	JAN-APR 2009	%
(1)	(2)	(3)	(4)	(5)	(6)	(7)
MOROCCO	244,400	510,589	108.92	337,120	391,617	16.17
TUNISIA	451,225	552,788	22.51	428,781	480,926	12.16
ALGERIA	0	7	-	0	70	-
SUDAN	12,609,772	9,128,255	-27.61	12,162,083	6,950,094	-42.85
ERITREA	49,575	0	-100.00	48,583	0	-100.00
NAMIBIA	48	71,726	149,329.17	169	102,380	60,479.88
ETHIOPIA	126,055	942,898	648.01	143,647	416,354	189.85
TANZANIA, UNITED REPUBLIC O	614,046	904,867	47.36	569,201	755,807	32.78
MADAGASCAR	1,462,898	522,637	-64.27	1,696,943	477,528	-71.86
SOMALIA	126,530	160,886	27.15	384,667	180,577	-53.06
KENYA	3,029,868	4,750,854	56.80	2,718,671	3,250,645	19.57
REUNION	4,898,206	722,254	-85.25	4,116,868	761,076	-81.51
MOZAMBIQUE	705,889	567,587	-19.59	711,544	537,615	-24.44
EQUATORIAL GUINEA	56,573	18,549	-67.21	54,434	14,084	-74.13
TOGO	2,904,843	2,630,079	-9.46	3,088,606	2,246,466	-27.27
GHANA	6,285,105	5,315,422	-15.43	5,705,389	3,894,324	-31.74
LIBERIA	206,582	220,090	6.54	210,453	205,803	-2.21
GUINEA	1,122,767	484,560	-56.84	1,153,459	425,938	-63.07
ANGOLA	662,784	224,769	-66.09	645,624	212,260	-67.12
CONGO	1,274,373	878,971	-31.03	1,197,829	792,071	-33.87
CAMEROON	2,032,073	2,434,343	19.80	2,098,400	1,694,958	-19.23
NIGERIA	33,041,736	20,293,760	-38.58	29,099,815	13,986,402	-51.94
SIERRA LEONE	559,008	562,905	0.70	612,833	540,379	-11.82
GABON	206,367	324,132	57.07	239,246	330,225	38.03
COTE D'IVOIRE	598,240	1,852,029	209.58	509,383	1,649,145	223.75
SENEGAL	1,508,718	1,009,886	-33.06	1,460,145	762,856	-47.75
MAURITANIA	580,610	111,368	-80.82	630,223	91,904	-85.42
MALI	54,859	20,028	-63.49	47,686	15,824	-66.82
BENIN	1,481,094	2,729,791	84.31	1,457,059	2,450,013	68.15
BURKINA FASO	6,453	49,104	660.95	9,032	33,032	265.72
GAMBIA	102,471	56,018	-45.33	97,822	41,535	-57.54
SEYCHELLES	37,969	2,647	-93.03	46,099	6,440	-86.03
UGANDA	213,482	178,456	-16.41	249,584	174,947	-29.90
NIGER	39,323	4,625	-88.24	37,342	6,050	-83.80
DJIBOUTI	12,056,321	5,331,230	-55.78	11,045,964	4,225,409	-61.75
SAO TOME AND PRINCIPE	14,967	18,549	23.93	14,500	13,982	-3.57
SWAZILAND	0	60	-	0	825	-
SOUTH AFRICA	30,070,177	19,084,207	-36.53	21,766,444	13,822,582	-36.50
ZIMBABWE	15,314	0	-100.00	24,398	0	-100.00
ZAMBIA	19,510	0	-100.00	41,276	0	-100.00
MALAWI	33,994	73,627	116.59	33,124	64,366	94.32
COMOROS	38,510	0	-100.00	39,668	0	-100.00
MAURITIUS	6,817,563	5,239,078	-23.15	4,873,804	3,176,636	-34.82
VIRGIN ISLANDS (BRITISH)	0	88,232	-	0	45,650	-
AUSTRALIA	57,655,385	42,916,310	-25.56	56,614,673	42,163,519	-25.53
NEW ZEALAND	9,601,651	8,412,672	-12.38	8,819,612	8,053,923	-8.68
GUAM	47,168	95,128	101.68	77,805	138,302	77.75
PALAU	142	752	429.58	323	11,569	3,481.73
NEW CALEDONIA	511,997	539,605	5.39	560,522	504,006	-10.08
NORTHERN MARIANA ISLANDS	3,399	0	-100.00	5,119	0	-100.00
VANUATU	55,460	25,286	-54.41	72,843	30,148	-58.61
WALLIS AND FUTUNA ISLANDS	0	602	-	0	788	-
AMERICAN SAMOA	68	19,317	28,307.35	60	16,827	27,945.00
COOK ISLANDS	5,776	17,096	195.98	15,049	36,954	145.56
FIJI	1,392,742	564,687	-59.46	1,193,761	492,569	-58.74
KIRIBATI	220	5,053	2,196.82	1,012	11,859	1,071.84
SAMOA	24,670	16,754	-32.09	26,747	17,256	-35.48
SOLOMON ISLANDS	36,629	25,853	-29.42	61,116	54,371	-11.04
TONGA	20,048	19,249	-3.99	20,973	15,359	-26.77
TUVALU	1,017	1,031	1.38	2,547	1,541	-39.50
EAST TIMOR	162,698	526,100	223.36	150,365	550,031	265.80
UNITED STATES	91,071,954	70,673,362	-22.40	90,448,552	67,527,394	-25.34
CANADA	13,930,308	11,944,389	-14.26	13,533,011	10,929,318	-19.24
MEXICO	2,904,105	3,158,889	8.77	2,801,962	2,631,026	-6.10
GUATEMALA	537,500	1,542,770	187.03	444,954	1,127,245	153.34
HONDURAS	37,430	1,130,968	2,921.55	31,262	771,082	2,366.52
NICARAGUA	842,870	904,203	7.28	693,364	630,785	-9.03
PANAMA	371,335	1,513,067	307.47	376,204	1,223,736	225.29
CUBA	1,587,152	919,849	-42.04	1,230,963	815,727	-33.73
SURINAME	170,170	287,837	69.15	184,179	247,387	34.32
CHILE	767,123	1,290,666	68.25	848,232	1,245,965	46.89
VENEZUELA	472,371	1,644,224	248.08	481,793	1,370,825	184.53
ARGENTINA	1,725,708	506,805	-70.63	1,683,550	630,701	-62.54
BRAZIL	13,412,888	12,140,078	-9.49	11,548,779	9,311,015	-19.38
COLOMBIA	1,648,735	1,309,311	-20.59	1,877,595	1,333,599	-28.97
BOLIVIA	271	399,554	147,336.90	15,505	252,768	1,530.24
URUGUAY	179,294	36,278	-79.77	186,733	54,174	-70.99
PARAGUAY	603,688	174,642	-71.07	542,377	139,161	-74.34

TABEL 5. PERKEMBANGAN EKSPOR INDONESIA MENURUT KOMODITI DAN NEGARA TUJUAN

JENIS BARANG	BERAT BERSIH (KG)		PERUB	NILAI FOB (US \$)		PERUB
	JAN-APR 2008	JAN-APR 2009	%	JAN-APR 2008	JAN-APR 2009	%
(1)	(2)	(3)	(4)	(5)	(6)	(7)
ECUADOR	2,113,405	3,522,855	66.69	2,255,727	2,982,072	32.20
PERU	3,302,492	2,770,525	-16.11	3,498,705	2,595,264	-25.82
GUYANA	81,113	640,865	690.09	69,654	394,762	466.75
TRINIDAD AND TOBAGO	369,462	188,701	-48.93	312,915	143,113	-54.26
BAHAMAS	24,697	11,407	-53.81	21,521	12,493	-41.95
JAMAICA	501,185	436,317	-12.94	504,479	355,749	-29.48
PUERTO RICO	630,865	1,887,634	199.21	581,646	1,400,766	140.83
BELIZE	48,615	0	-100.00	43,514	0	-100.00
DOMINICAN REPUBLIC	964,369	961,303	-0.32	823,412	690,351	-16.16
EL SALVADOR	1,065,851	1,422,572	33.47	1,041,024	1,044,775	0.36
COSTA RICA	2,419,812	4,206,111	73.82	2,063,840	2,881,013	39.59
HAITI	50,804	62,316	22.66	35,054	69,917	99.46
BARBADOS	17,526	35,682	103.59	14,897	34,746	133.24
ARUBA	66	0	-100.00	1,900	0	-100.00
BERMUDA	252	465	84.52	1,161	1,530	31.78
CAPE VERDE	55,646	0	-100.00	51,409	0	-100.00
CAYMAN ISLANDS	0	3	-	0	200	-
DOMINICA	85,846	290,453	238.34	70,657	204,957	190.07
FRENCH GUIANA	45	0	-100.00	35	0	-100.00
FRENCH POLYNESIA	437,074	521,321	19.28	498,062	539,139	8.25
GRENADA	515	0	-100.00	3,458	0	-100.00
MARTINIQUE	57,484	150,175	161.25	50,136	135,772	170.81
NETHERLANDS ANTILLES	35,094	82,165	134.13	38,711	76,690	98.11
SAINT LUCIA	61	0	-100.00	210	0	-100.00
GUADELOUPE	96,383	98,347	2.04	97,158	80,306	-17.34
UNITED KINGDOM	8,507,139	15,775,496	85.44	10,237,757	14,609,067	42.70
NETHERLANDS	2,188,933	6,385,102	191.70	4,004,892	5,893,264	47.15
FRANCE	1,987,127	2,356,065	18.57	2,891,717	2,522,231	-12.78
GERMANY, FED. REP. OF	1,905,193	2,559,326	34.33	4,282,263	4,458,229	4.11
AUSTRIA	480	69,438	14,366.25	2,207	58,679	2,558.77
BELGIUM	15,538,511	22,728,174	46.27	15,965,627	18,815,244	17.85
SWITZERLAND	10,347	16,208	56.64	31,633	47,159	49.08
LUXEMBOURG	400	0	-100.00	870	0	-100.00
DENMARK	199,778	248,962	24.62	531,824	547,735	2.99
NORWAY	99,481	63,198	-36.47	119,258	85,067	-28.67
SWEDEN	288,810	273,019	-5.47	425,788	489,528	14.97
FINLAND	244,256	187,020	-23.43	407,215	275,806	-32.27
IRELAND	485,596	1,012,442	108.49	704,657	1,267,047	79.81
ITALY	13,968,334	27,833,173	99.26	12,898,987	20,154,506	56.25
SPAIN	9,311,374	11,473,043	23.22	9,997,958	11,216,158	12.18
PORTUGAL	2,329,206	1,564,843	-32.82	2,054,717	1,602,252	-22.02
GREECE	7,455,737	9,522,029	27.71	7,298,513	7,953,624	8.98
LIECHTENSTEIN	0	62	-	0	3,063	-
DEMOCRATIC REPUBLIC OF THE	1,389,149	1,939,231	39.60	1,329,470	2,025,067	52.32
HUNGARY	1,189	934,205	78,470.65	1,413	567,255	40,045.44
POLAND	232,945	722,924	210.34	326,306	591,498	81.27
ROMANIA	1,277,037	3,222,366	152.33	1,219,837	2,747,765	125.26
BULGARIA	179,643	855,717	376.34	168,657	578,962	243.28
YUGOSLAVIA	0	616,905	-	0	425,765	-
ALBANIA	207,718	865,132	316.49	230,674	756,962	228.15
ARMENIA	35,098	125,676	258.07	42,279	107,000	153.08
KAZAKHSTAN	296,785	62,702	-78.87	262,378	39,959	-84.77
UKRAINE	2,871,047	1,896,116	-33.96	3,001,234	1,503,061	-49.92
LITHUANIA	159,193	149,788	-5.91	197,305	191,377	-3.00
LATVIA	239,127	39,630	-83.43	261,295	49,615	-81.01
ESTONIA	31,706	171,353	440.44	62,726	241,914	285.67
GEORGIA	1,095,133	1,032,021	-5.76	1,033,251	969,677	-6.15
CROATIA	141,842	567,481	300.08	153,573	452,805	194.85
BOSNIA AND HERZEGOVINA	800,773	308,233	-61.51	811,187	171,724	-78.83
MALTA	134,520	412,570	206.70	146,747	344,231	134.57
SLOVAKIA	91	105,264	115,574.73	17,411	96,386	453.59
SLOVENIA	32,944	2,450,756	7,339.16	90,861	1,537,532	1,592.18
CZECH REPUBLIC	407	251,853	61,780.34	7,592	172,490	2,172.00
RUSSIA FEDERATION	5,999,414	2,171,556	-63.80	6,452,097	2,061,568	-68.05
<b>-GLISEROL DAN LARUTAN ALK/</b>	<b>16,692,227</b>	<b>17,900,523</b>	<b>7.24</b>	<b>7,990,648</b>	<b>2,865,941</b>	<b>-64.13</b>
JAPAN	2,016,397	859,170	-57.39	1,266,860	145,771	-88.49
KOREA, REPUBLIC OF	18,000	0	-100.00	36,000	0	-100.00
CHINA	5,496,720	14,759,900	168.52	1,500,764	2,043,682	36.18
SINGAPORE	100	6	-94.00	22	9	-59.09
PHILIPPINES	168,070	197,660	17.61	291,693	87,358	-70.05
MALAYSIA	6,600,000	760,000	-88.48	3,300,000	125,000	-96.21
INDIA	1,615,940	934,780	-42.15	586,289	289,321	-50.65
IRAN (ISLAMIC REPUBLIC OF)	108,000	0	-100.00	45,360	0	-100.00
SAUDI ARABIA	200,000	100,000	-50.00	348,000	38,500	-88.94
YEMEN	19,000	0	-100.00	33,060	0	-100.00
SYRIA ARAB REPUBLIC	95,000	0	-100.00	165,300	0	-100.00
EGYPT	95,000	220,000	131.58	165,300	97,000	-41.32

TABEL 5. PERKEMBANGAN EKSPOR INDONESIA MENURUT KOMODITI DAN NEGARA TUJUAN

JENIS BARANG	BERAT BERSIH (KG)		PERUB	NILAI FOB (US \$)		PERUB
	JAN-APR 2008	JAN-APR 2009	%	JAN-APR 2008	JAN-APR 2009	%
(1)	(2)	(3)	(4)	(5)	(6)	(7)
SUDAN	240,000	0	-100.00	228,000	0	-100.00
CAMEROON	0	20,000	-	0	8,400	-
NEW ZEALAND	0	20,000	-	0	9,300	-
CANADA	0	29,007	-	0	21,600	-
VENEZUELA	20,000	0	-100.00	24,000	0	-100.00
<b>-MARGARIN DAN LEMAK LAINN'</b>	<b>162,169,665</b>	<b>119,865,572</b>	<b>-26.09</b>	<b>169,725,985</b>	<b>82,726,638</b>	<b>-51.26</b>
JAPAN	287,885	81,545	-71.67	368,398	93,773	-74.55
HONG KONG	2,715,001	2,225,081	-18.04	2,558,086	1,077,992	-57.86
KOREA, REPUBLIC OF	35,600	862,253	2,322.06	50,579	583,325	1,053.29
TAIWAN	294,603	432,156	46.69	356,994	273,286	-23.45
CHINA	41,931,001	16,978,209	-59.51	39,083,354	9,502,261	-75.69
PAPUA NEW GUINEA	281,495	385,213	36.85	296,872	252,259	-15.03
THAILAND	154,000	726,000	371.43	210,990	510,259	141.84
SINGAPORE	1,537,083	8,710,071	466.66	1,892,843	7,316,932	286.56
PHILIPPINES	2,587,577	3,007,828	16.24	2,814,418	1,939,676	-31.08
MALAYSIA	2,241,854	226,743	-89.89	2,622,332	253,385	-90.34
MYANMAR (FORM. BURMA)	147,620	750,778	408.59	177,079	537,722	203.66
VIET NAM	8,410,216	1,519,467	-81.93	8,543,113	1,395,372	-83.67
MALDIVES	1,822	8,363	359.00	2,934	8,352	184.66
INDIA	166,074	333,938	101.08	188,430	302,702	60.64
PAKISTAN	0	957,360	-	0	707,580	-
BANGLADESH	0	22,050	-	0	11,832	-
SRI LANKA	6,044,859	4,119,470	-31.85	5,799,763	2,233,596	-61.49
AFGHANISTAN	0	38,027	-	0	29,477	-
IRAQ	29,334,054	5,294,549	-81.95	29,053,900	3,989,820	-86.27
IRAN (ISLAMIC REPUBLIC OF)	923,066	3,006,509	225.71	1,259,628	2,329,025	84.90
SAUDI ARABIA	2,205,335	2,617,327	18.68	2,283,016	1,672,061	-26.76
ISRAEL	0	86,880	-	0	58,058	-
KUWAIT	93,600	16,800	-82.05	107,636	17,222	-84.00
JORDAN	0	144,688	-	0	89,231	-
LEBANON	467,250	379,604	-18.76	661,782	250,735	-62.11
YEMEN	40,800	80,000	96.08	40,420	50,000	23.70
OMAN	163,508	0	-100.00	233,660	0	-100.00
SYRIA ARAB REPUBLIC	883,400	1,175,237	33.04	1,190,980	884,758	-25.71
TURKEY	2,167,000	2,711,960	25.15	2,446,096	2,188,915	-10.51
UNITED ARAB EMIRATES	202,633	416,730	105.66	259,007	260,336	0.51
QATAR	20,100	19,080	-5.07	21,044	9,731	-53.76
EGYPT	2,807,950	5,095,800	81.48	3,347,720	3,675,257	9.78
MOROCCO	40,800	230,999	466.17	64,219	159,660	148.62
ALGERIA	5,928,600	8,352,382	40.88	6,744,557	5,258,312	-22.04
SUDAN	675,524	890,520	31.83	730,205	581,146	-20.41
NAMIBIA	0	18,460	-	0	11,907	-
ETHIOPIA	265,200	463,200	74.66	358,020	326,964	-8.67
TANZANIA, UNITED REPUBLIC O	292,500	42,000	-85.64	276,507	22,234	-91.96
MADAGASCAR	0	21,000	-	0	11,340	-
KENYA	36,800	40,800	10.87	36,767	21,624	-41.19
MOZAMBIQUE	1,482,650	509,305	-65.65	1,515,789	319,427	-78.93
TOGO	300,083	702,840	134.22	280,337	435,650	55.40
GHANA	1,214,076	1,774,695	46.18	1,161,488	1,126,139	-3.04
LIBERIA	152,325	187,537	23.12	157,635	134,422	-14.73
ANGOLA	477,075	2,889,966	505.77	447,480	1,850,703	313.58
CONGO	355,981	630,737	77.18	389,348	399,090	2.50
CAMEROON	328,656	569,467	73.27	354,238	342,204	-3.40
NIGERIA	8,123,351	6,071,908	-25.25	8,924,190	3,640,770	-59.20
SIERRA LEONE	130,283	99,473	-23.65	120,695	62,920	-47.87
GABON	19,224	0	-100.00	18,818	0	-100.00
COTE D'IVOIRE	66,000	0	-100.00	64,680	0	-100.00
BENIN	3,495,229	1,486,101	-57.48	3,415,097	901,153	-73.61
GAMBIA	0	31,680	-	0	22,493	-
NIGER	143,850	0	-100.00	167,825	0	-100.00
CHAD	204,149	0	-100.00	191,072	0	-100.00
DJIBOUTI	797,504	262,499	-67.08	862,678	180,198	-79.11
SAO TOME AND PRINCIPE	145,598	182,000	25.00	145,132	137,540	-5.23
SOUTH AFRICA	848,229	1,020,556	20.32	1,352,665	907,774	-32.89
MALAWI	78,085	40,500	-48.13	84,139	25,245	-70.00
MAURITIUS	0	16,900	-	0	11,154	-
VIRGIN ISLANDS (BRITISH)	41,400	0	-100.00	41,400	0	-100.00
AUSTRALIA	1,315,305	1,573,234	19.61	1,362,399	1,013,891	-25.58
NEW ZEALAND	1,292,825	1,550,743	19.95	1,455,257	1,096,418	-24.66
FIJI	42,200	42,200	0.00	47,043	24,378	-48.18
KIRIBATI	10,296	0	-100.00	18,533	0	-100.00
SOLOMON ISLANDS	77,578	52,306	-32.58	88,000	49,683	-43.54
EAST TIMOR	139,676	223,226	59.82	147,741	207,288	40.30
UNITED STATES	9,678	9,146	-5.50	24,101	22,024	-8.62
CANADA	19,975	127	-99.36	19,176	424	-97.79
NICARAGUA	0	44,000	-	0	27,319	-
TRINIDAD AND TOBAGO	0	180,181	-	0	125,691	-



TABEL 5. PERKEMBANGAN EKSPOR INDONESIA MENURUT KOMODITI DAN NEGARA TUJUAN

JENIS BARANG	BERAT BERSIH (KG)		PERUB	NILAI FOB (US \$)		PERUB
	JAN-APR 2008	JAN-APR 2009	%	JAN-APR 2008	JAN-APR 2009	%
(1)	(2)	(3)	(4)	(5)	(6)	(7)
JAMAICA	99,790	1,095,998	998.30	107,774	671,651	523.20
BARBADOS	0	200,210	-	0	139,270	-
CAPE VERDE	0	15,508	-	0	11,184	-
MARTINIQUE	0	16,918	-	0	10,225	-
NETHERLANDS	2	15,273	763,550.00	2	18,501	924,950.00
GERMANY, FED. REP. OF	180,000	1	-100.00	200,600	1	-100.00
SWITZERLAND	30	0	-100.00	76	0	-100.00
DENMARK	35,600	8,548,312	23,912.11	49,092	4,573,736	9,216.66
SWEDEN	245	0	-100.00	39	0	-100.00
ITALY	0	199,960	-	0	134,973	-
PORTUGAL	5,713	0	-100.00	6,136	0	-100.00
GREECE	524,800	88,500	-83.14	619,596	65,483	-89.43
DEMOCRATIC REPUBLIC OF THE	464,910	203,250	-56.28	459,256	120,596	-73.74
HUNGARY	0	20,500	-	0	13,854	-
ROMANIA	1,059,000	1,165,000	10.01	1,239,119	996,873	-19.55
BULGARIA	1,352,239	1,489,438	10.15	1,286,476	1,114,582	-13.36
KAZAKHSTAN	200,600	66,566	-66.82	272,245	64,614	-76.27
TAJIKISTAN	61,920	0	-100.00	73,069	0	-100.00
TURKMENISTAN	112,500	41,493	-63.12	190,575	38,857	-79.61
UKRAINE	3,327,107	4,696,924	41.17	5,132,143	4,846,618	-5.56
UZBEKISTAN	164,800	57,314	-65.22	165,212	41,806	-74.70
LITHUANIA	44,400	0	-100.00	61,938	0	-100.00
LATVIA	189,140	203,087	7.37	261,270	167,853	-35.75
ESTONIA	87,060	21,760	-75.01	149,482	44,608	-70.16
GEORGIA	0	81,999	-	0	69,290	-
CROATIA	20,000	22,000	10.00	25,200	15,159	-39.85
SLOVENIA	80,000	402,332	402.92	94,900	266,428	180.75
RUSSIA FEDERATION	19,463,718	8,572,825	-55.95	22,393,480	7,338,361	-67.23
<b>-SABUN MANDI DAN CUCI</b>	<b>172,770,234</b>	<b>173,755,465</b>	<b>0.57</b>	<b>175,380,513</b>	<b>163,904,508</b>	<b>-6.54</b>
JAPAN	3,461,899	3,190,200	-7.85	3,934,579	3,121,997	-20.65
HONG KONG	1,096,593	1,010,607	-7.84	1,292,605	1,391,999	7.69
KOREA, DEMOCRATIC PEOPLE'S	17,352	431,703	2,387.91	23,781	257,973	984.79
KOREA, REPUBLIC OF	2,058,396	1,352,352	-34.30	2,417,890	1,553,737	-35.74
TAIWAN	2,296,289	1,985,561	-13.53	3,060,592	2,190,531	-28.43
CHINA	9,193,989	8,548,343	-7.02	7,925,859	6,246,674	-21.19
MONGOLIA	226,917	103,768	-54.27	250,365	110,670	-55.80
PAPUA NEW GUINEA	2,321,523	3,148,353	35.62	2,158,362	2,066,068	-4.28
THAILAND	3,076,650	2,313,765	-24.80	3,770,940	3,072,391	-18.52
SINGAPORE	5,987,934	4,524,666	-24.44	8,066,624	5,347,154	-33.71
PHILIPPINES	4,502,367	5,462,864	21.33	4,608,996	5,154,286	11.83
MALAYSIA	20,736,431	22,146,632	6.80	19,492,530	20,774,228	6.58
MYANMAR (FORM. BURMA)	1,341,308	1,662,987	23.98	1,171,613	1,409,901	20.34
CAMBODIA	24,324	24,684	1.48	35,727	29,986	-16.07
BRUNEI DARUSSALAM	550,319	500,898	-8.98	620,072	604,118	-2.57
NEPAL	14,976	0	-100.00	15,900	0	-100.00
VIET NAM	1,399,266	1,865,245	33.30	1,941,352	2,264,777	16.66
MALDIVES	575,292	749,237	30.24	694,949	896,248	28.97
INDIA	3,464,065	4,239,774	22.39	4,066,100	4,112,269	1.14
PAKISTAN	3,457,731	2,410,324	-30.29	4,547,601	2,996,209	-34.11
BANGLADESH	126,657	75,843	-40.12	195,365	113,064	-42.13
SRI LANKA	130,135	42,040	-67.70	198,498	50,487	-74.57
AFGHANISTAN	212,172	132,520	-37.54	287,943	178,501	-38.01
IRAQ	33,207	1,615,928	4,766.23	39,083	2,199,574	5,527.96
IRAN (ISLAMIC REPUBLIC OF)	371,307	426,616	14.90	349,236	558,262	59.85
SAUDI ARABIA	386,905	685,266	77.11	462,240	953,064	106.18
ISRAEL	48,824	12,872	-73.64	61,250	22,420	-63.40
KUWAIT	110,679	86,076	-22.23	146,940	102,497	-30.25
JORDAN	84,101	169,628	101.70	124,746	278,273	123.07
LEBANON	64,777	136,320	110.45	105,691	225,650	113.50
YEMEN	747,817	1,278,835	71.01	964,519	1,487,864	54.26
OMAN	0	1,290	-	0	3,028	-
SYRIA ARAB REPUBLIC	0	48,464	-	0	67,095	-
TURKEY	0	20,034	-	0	11,850	-
UNITED ARAB EMIRATES	5,854,696	7,702,850	31.57	7,647,218	9,932,486	29.88
QATAR	0	13,230	-	0	17,550	-
CYPRUS	6,935	5,981	-13.76	18,790	20,416	8.65
EGYPT	1,643,025	4,074,853	148.01	1,995,744	4,184,226	109.66
LIBYAN ARAB JAMAHIRIYA	1,092,937	1,669,313	52.74	934,999	1,642,579	75.68
MOROCCO	0	14,311	-	0	15,789	-
ALGERIA	822,696	1,755,458	113.38	718,316	1,014,811	41.28
SUDAN	2,865,194	989,425	-65.47	2,720,408	621,010	-77.17
ERITREA	1,621,640	418,950	-74.17	1,590,852	250,653	-84.24
NAMIBIA	1,717,433	1,780,013	3.64	1,881,620	2,199,875	16.91
ETHIOPIA	5,579,609	893,735	-83.98	4,129,148	732,225	-82.27
TANZANIA, UNITED REPUBLIC O	515,414	1,006,306	95.24	759,787	1,245,633	63.95
MADAGASCAR	2,751,488	1,702,958	-38.11	2,248,908	1,430,823	-36.38
SOMALIA	466,376	25,344	-94.57	184,074	28,160	-84.70

TABEL 5. PERKEMBANGAN EKSPOR INDONESIA MENURUT KOMODITI DAN NEGARA TUJUAN

JENIS BARANG	BERAT BERSIH (KG)		PERUB	NILAI FOB (US \$)		PERUB
	JAN-APR 2008	JAN-APR 2009	%	JAN-APR 2008	JAN-APR 2009	%
(1)	(2)	(3)	(4)	(5)	(6)	(7)
KENYA	242,243	271,404	12.04	270,808	249,824	-7.75
REUNION	0	1	-	0	1	-
MOZAMBIQUE	3,083,046	2,600,413	-15.65	2,489,445	2,321,176	-6.76
EQUATORIAL GUINEA	169,161	247,397	46.25	171,665	272,575	58.78
TOGO	4,906,956	3,884,746	-20.83	5,210,770	3,775,829	-27.54
GHANA	11,054,789	7,057,180	-36.16	9,971,078	5,099,232	-48.86
LIBERIA	1,221,162	902,074	-26.13	1,279,844	637,893	-50.16
GUINEA	2,474,151	1,391,659	-43.75	1,829,082	980,103	-46.42
ANGOLA	9,285,811	10,184,175	9.67	9,116,112	8,260,547	-9.39
CONGO	397,009	1,848,715	365.66	403,040	1,395,281	246.19
CAMEROON	1,451,900	2,914,199	100.72	1,243,720	2,735,354	119.93
NIGERIA	2,459,617	2,627,173	6.81	2,438,878	2,353,189	-3.51
SIERRA LEONE	1,264,039	1,501,603	18.79	1,294,780	1,497,466	15.65
GABON	389,169	498,119	28.00	356,905	498,863	39.77
COTE D'IVOIRE	352,433	254,310	-27.84	396,547	206,804	-47.85
SENEGAL	316,627	1,028,608	224.86	295,640	950,086	221.37
MAURITANIA	1,560,720	1,818,766	16.53	1,543,257	1,788,182	15.87
MALI	525,790	833,481	58.52	442,321	814,479	84.14
BENIN	10,291,249	9,953,398	-3.28	11,509,685	10,674,172	-7.26
BURKINA FASO	258,643	303,283	17.26	227,327	286,269	25.93
GUINEA BISSAU	18,304	43,140	135.69	17,965	36,916	105.49
GAMBIA	0	144,334	-	0	143,866	-
SEYCHELLES	64,142	46,405	-27.65	73,176	50,981	-30.33
UGANDA	35,842	3,236	-90.97	49,168	2,318	-95.29
CENTRAL AFRICAN REPUBLIC	0	76,698	-	0	84,306	-
NIGER	18,553	125,858	578.37	9,562	162,972	1,604.37
CHAD	21,893	105,100	380.06	14,109	88,588	527.88
DJIBOUTI	6,988,037	7,124,539	1.95	6,054,295	5,277,970	-12.82
SAO TOME AND PRINCIPE	85,907	34,246	-60.14	80,447	36,176	-55.03
SOUTH AFRICA	402,063	3,093,964	669.52	535,277	2,866,879	435.59
ZIMBABWE	14,968	0	-100.00	18,848	0	-100.00
MALAWI	4,871,750	2,889,750	-40.68	3,041,957	1,606,074	-47.20
COMOROS	49,752	96,219	93.40	46,988	98,212	109.02
BURUNDI	0	24,768	-	0	35,475	-
MAURITIUS	381,888	683,653	79.02	378,564	579,711	53.13
RWANDA	49,536	74,304	50.00	69,660	106,425	52.78
AUSTRALIA	1,382,519	2,195,081	58.77	1,860,200	2,214,971	19.07
NEW ZEALAND	78,743	63,892	-18.86	187,990	126,695	-32.61
MICRONESIA, FEDERATED STAT	65,873	78,455	19.10	54,521	82,517	51.35
GUAM	1,409	0	-100.00	2,019	0	-100.00
PALAU	18	956	5,211.11	105	16,868	15,964.76
NEW CALEDONIA	21	11,587	55,076.19	45	34,980	77,633.33
NORTHERN MARIANA ISLANDS	0	3,120	-	0	8,511	-
VANUATU	106,978	51,635	-51.73	84,781	37,284	-56.02
WALLIS AND FUTUNA ISLANDS	1,566	1,601	2.23	4,318	4,365	1.09
AMERICAN SAMOA	8,994	890	-90.10	14,484	1,829	-87.37
COOK ISLANDS	32,502	17,659	-45.67	25,226	15,852	-37.16
FIJI	1,954,648	1,197,226	-38.75	1,885,178	887,049	-52.95
KIRIBATI	93,372	233,809	150.41	96,305	262,176	172.24
MARSHALL ISLANDS	21,760	0	-100.00	18,445	0	-100.00
SAMOA	426,303	139,590	-67.26	455,447	138,261	-69.64
SOLOMON ISLANDS	169,359	190,932	12.74	200,633	183,308	-8.64
TONGA	27,244	18,618	-31.66	37,901	25,005	-34.03
TUVALU	28,093	8,585	-69.44	29,370	7,146	-75.67
EAST TIMOR	576,665	707,636	22.71	638,728	836,290	30.93
UNITED STATES	898,637	647,816	-27.91	1,209,228	732,279	-39.44
CANADA	6	35,466	591,000.00	155	60,671	39,042.58
MEXICO	29,999	15,000	-50.00	64,436	28,303	-56.08
GUATEMALA	89,654	44,235	-50.66	92,796	57,730	-37.79
NICARAGUA	0	14,688	-	0	16,215	-
PANAMA	775,487	446,931	-42.37	898,753	512,547	-42.97
SURINAME	56,866	249,045	337.95	208,830	393,596	88.48
CHILE	477,011	395,148	-17.16	457,611	464,077	1.41
COLOMBIA	15,425	1,610,787	10,342.70	24,448	964,589	3,845.47
BOLIVIA	547,375	97,058	-82.27	534,761	125,600	-76.51
PERU	29,376	70,078	138.56	33,701	91,138	170.43
TRINIDAD AND TOBAGO	118,050	23,971	-79.69	101,164	25,250	-75.04
JAMAICA	57,340	281,498	390.93	75,438	146,896	94.72
BELIZE	241	14,310	5,837.76	1,400	16,375	1,069.64
DOMINICAN REPUBLIC	11,808	49,140	316.16	15,170	58,080	282.86
EL SALVADOR	0	42,930	-	0	48,381	-
COSTA RICA	25,050	69,368	176.92	33,400	90,578	171.19
HAITI	1,188,393	1,986,847	67.19	1,299,839	2,026,916	55.94
BARBADOS	34,615	6,010	-82.64	34,124	9,363	-72.56
BERMUDA	13	135	938.46	62	395	537.10
CAPE VERDE	70,546	39,997	-43.30	61,413	21,963	-64.24
FRENCH POLYNESIA	1,152	37,904	3,190.28	1,480	19,871	1,242.64
NETHERLANDS ANTILLES	162,427	38,801	-76.11	193,980	45,153	-76.72

TABEL 5. PERKEMBANGAN EKSPOR INDONESIA MENURUT KOMODITI DAN NEGARA TUJUAN

JENIS BARANG	BERAT BERSIH (KG)		PERUB	NILAI FOB (US \$)		PERUB
	JAN-APR 2008	JAN-APR 2009	%	JAN-APR 2008	JAN-APR 2009	%
(1)	(2)	(3)	(4)	(5)	(6)	(7)
GUADELOUPE	0	20,880	-	0	8,352	-
SAINT KITTS AND NEVIS	0	9	-	0	251	-
UNITED KINGDOM	172,106	75,570	-56.09	280,197	124,185	-55.68
NETHERLANDS	241,164	243,820	1.10	353,118	313,693	-11.16
FRANCE	39,967	72,746	82.02	40,925	62,185	51.95
GERMANY, FED. REP. OF	48,085	2,761	-94.26	38,940	9,828	-74.76
AUSTRIA	0	120,002	-	0	153,099	-
BELGIUM	162,689	342,524	110.54	167,272	212,861	27.25
SWITZERLAND	470	46	-90.21	4,099	81	-98.02
DENMARK	17,973	282	-98.43	34,655	1,632	-95.29
SWEDEN	347	1,408	305.76	1,297	2,441	88.20
ITALY	250,989	68,018	-72.90	250,166	40,227	-83.92
SPAIN	137,387	258,275	87.99	275,498	339,000	23.05
PORTUGAL	28,497	32,116	12.70	27,983	58,648	109.58
MONTSERRAT	0	454	-	0	649	-
GREECE	58,824	12,185	-79.29	83,898	33,771	-59.75
DEMOCRATIC REPUBLIC OF THE	3,266,180	2,892,510	-11.44	3,198,393	1,637,329	-48.81
POLAND	160,012	340,000	112.48	100,810	315,810	213.27
ROMANIA	33,548	14,039	-58.15	40,689	19,745	-51.47
BULGARIA	32,641	46,253	41.70	41,555	56,049	34.88
UKRAINE	560,000	0	-100.00	546,240	0	-100.00
UZBEKISTAN	0	527,497	-	0	254,500	-
GEORGIA	0	23,432	-	0	11,130	-
CROATIA	1	18,506	1,850,500.00	4	14,494	362,250.00
MALTA	12,720	162	-98.73	20,094	599	-97.02
SLOVENIA	0	203,749	-	0	97,425	-
RUSSIA FEDERATION	216,301	156,446	-27.67	194,063	134,176	-30.86
<b>-BAHAN CELUP ORGANIK SINTE</b>	<b>10,930,828</b>	<b>5,902,229</b>	<b>-46.00</b>	<b>47,767,179</b>	<b>28,341,200</b>	<b>-40.67</b>
JAPAN	1,579,799	520,405	-67.06	6,987,805	2,076,997	-70.28
HONG KONG	704,835	411,060	-41.68	3,348,890	1,872,283	-44.09
KOREA, REPUBLIC OF	506,282	234,400	-53.70	1,729,340	1,203,809	-30.39
TAIWAN	470,883	313,017	-33.53	2,445,969	2,090,267	-14.54
CHINA	1,560,987	1,494,757	-4.24	4,157,064	4,185,521	0.68
THAILAND	175,609	115,519	-34.22	477,608	498,152	4.30
SINGAPORE	2,010,838	755,437	-62.43	11,039,782	5,590,667	-49.36
PHILIPPINES	20,040	57,422	186.54	40,571	147,804	264.31
MALAYSIA	85,457	65,497	-23.36	303,494	187,935	-38.08
NEPAL	0	17,998	-	0	17,144	-
VIET NAM	82,019	26,793	-67.33	376,170	182,210	-51.56
INDIA	34,469	14,449	-58.08	155,083	95,110	-38.67
PAKISTAN	69,074	141,771	105.25	239,191	416,837	74.27
BANGLADESH	204,599	174,939	-14.50	578,044	476,899	-17.50
SRI LANKA	10,987	30,830	180.60	41,819	194,098	364.14
IRAN (ISLAMIC REPUBLIC OF)	0	3,416	-	0	16,170	-
ISRAEL	1,000	0	-100.00	2,280	0	-100.00
JORDAN	0	2,000	-	0	12,215	-
TURKEY	208,811	252,028	20.70	1,034,933	1,239,264	19.74
UNITED ARAB EMIRATES	1,000	0	-100.00	4,536	0	-100.00
EGYPT	9,913	9,819	-0.95	53,406	38,617	-27.69
MOROCCO	0	1,000	-	0	1,900	-
TANZANIA, UNITED REPUBLIC O	19,042	34,199	79.60	48,710	91,286	87.41
NIGERIA	226,558	32,538	-85.64	241,800	38,600	-84.04
COTE D'IVOIRE	0	3,000	-	0	10,500	-
SOUTH AFRICA	13,757	3,038	-77.92	52,102	18,113	-65.24
AUSTRALIA	23,085	12,674	-45.10	72,982	63,968	-12.35
NEW ZEALAND	4,560	137	-97.00	13,075	4,066	-68.90
FIJI	1,709	0	-100.00	16,000	0	-100.00
UNITED STATES	873,791	103,724	-88.13	3,375,835	949,923	-71.86
CANADA	3,969	3,969	0.00	28,183	36,817	30.64
MEXICO	102,218	48,374	-52.68	549,803	357,916	-34.90
HONDURAS	1,250	0	-100.00	8,975	0	-100.00
NICARAGUA	0	5,300	-	0	38,421	-
CHILE	3,574	1,200	-66.42	16,419	10,224	-37.73
ARGENTINA	700	19,991	2,755.86	10,137	163,666	1,514.54
BRAZIL	197,719	74,757	-62.19	1,070,454	536,693	-49.86
COLOMBIA	1,800	2,199	22.17	10,920	11,745	7.55
EL SALVADOR	0	300	-	0	3,030	-
UNITED KINGDOM	45,127	101	-99.78	227,316	1,011	-99.56
NETHERLANDS	10,097	39,600	292.20	125,282	55,836	-55.43
GERMANY, FED. REP. OF	909,061	538,832	-40.73	5,907,390	4,347,946	-26.40
BELGIUM	47,851	26,753	-44.09	341,204	108,328	-68.25
SWITZERLAND	51,697	0	-100.00	300,870	0	-100.00
NORWAY	40,800	42,000	2.94	50,190	38,220	-23.85
SWEDEN	39,600	39,600	0.00	49,896	55,836	11.90
ITALY	134,668	67,386	-49.96	394,102	227,156	-42.36
SPAIN	402,500	160,000	-60.25	1,668,899	628,000	-62.37
POLAND	39,093	0	-100.00	170,650	0	-100.00

TABEL 5. PERKEMBANGAN EKSPOR INDONESIA MENURUT KOMODITI DAN NEGARA TUJUAN

JENIS BARANG	BERAT BERSIH (KG)		PERUB	NILAI FOB (US \$)		PERUB
	JAN-APR 2008	JAN-APR 2009	%	JAN-APR 2008	JAN-APR 2009	%
(1)	(2)	(3)	(4)	(5)	(6)	(7)
<b>-PREPARAT PEMBASMI KUMAN</b>	<b>19,488,827</b>	<b>19,906,188</b>	<b>2.14</b>	<b>51,359,336</b>	<b>61,887,061</b>	<b>20.50</b>
JAPAN	1,702,535	2,066,376	21.37	1,999,662	2,376,916	18.87
HONG KONG	9,474	21,017	121.84	41,168	57,198	38.94
KOREA, REPUBLIC OF	863,053	717,593	-16.85	3,140,500	2,166,333	-31.02
TAIWAN	262,325	231,836	-11.62	740,563	1,155,286	56.00
CHINA	806,549	1,149,106	42.47	12,693,288	18,439,127	45.27
PAPUA NEW GUINEA	36,588	36,937	0.95	26,650	25,980	-2.51
THAILAND	2,874,138	1,599,691	-44.34	6,180,585	6,648,691	7.57
SINGAPORE	2,138,448	1,294,588	-39.46	8,568,177	3,416,470	-60.13
PHILIPPINES	2,703,705	3,170,442	17.26	4,588,034	8,678,549	89.16
MALAYSIA	1,112,361	1,556,436	39.92	2,605,785	5,307,162	103.67
MYANMAR (FORM. BURMA)	168,960	61,440	-63.64	98,956	43,315	-56.23
BRUNEI DARUSSALAM	320	741	131.56	1,086	2,155	98.43
NEPAL	13,807	0	-100.00	24,246	0	-100.00
VIET NAM	431,929	487,033	12.76	3,367,205	4,190,057	24.44
MALDIVES	34,781	33,670	-3.19	58,504	64,085	9.54
INDIA	30,488	30,488	0.00	24,774	25,600	3.33
PAKISTAN	1,091,073	1,816,149	66.46	944,175	1,393,835	47.62
BANGLADESH	176,616	337,272	90.96	535,371	742,634	38.71
SRI LANKA	98,581	284,295	188.39	112,098	517,096	361.29
SAUDI ARABIA	0	4,015	-	0	48,397	-
JORDAN	0	25,607	-	0	25,923	-
LEBANON	189,847	157,056	-17.27	205,507	165,528	-19.45
OMAN	451	0	-100.00	2,585	0	-100.00
TURKEY	0	1	-	0	5	-
UNITED ARAB EMIRATES	31,455	492	-98.44	42,603	5,037	-88.18
CYPRUS	5,445	0	-100.00	10,515	0	-100.00
LIBYAN ARAB JAMAHIRIYA	15,660	0	-100.00	17,936	0	-100.00
ALGERIA	7,680	0	-100.00	7,772	0	-100.00
TANZANIA, UNITED REPUBLIC O	221,231	126,735	-42.71	167,815	90,525	-46.06
MADAGASCAR	20,160	128,850	539.14	14,112	92,624	556.35
KENYA	4,200	8,400	100.00	5,000	6,000	20.00
TOGO	36,150	20,700	-42.74	27,621	18,492	-33.05
GHANA	23,328	23,328	0.00	19,958	18,144	-9.09
GUINEA	19,696	0	-100.00	16,917	0	-100.00
COTE D'IVOIRE	64,395	0	-100.00	60,162	0	-100.00
BENIN	3,277	14,488	342.11	10,080	42,426	320.89
GAMBIA	0	1,875	-	0	4,177	-
SOUTH AFRICA	90,732	190,757	110.24	81,901	188,328	129.95
ZIMBABWE	17,993	0	-100.00	21,498	0	-100.00
ZAMBIA	20,319	0	-100.00	16,502	0	-100.00
MALAWI	60,480	0	-100.00	43,200	0	-100.00
MAURITIUS	149,730	77,269	-48.39	162,316	91,358	-43.72
AUSTRALIA	115,146	71,377	-38.01	117,924	79,552	-32.54
NEW ZEALAND	500	0	-100.00	751	0	-100.00
GUAM	2,250	2,250	0.00	3,669	3,944	7.50
NEW CALEDONIA	7,620	18,061	137.02	17,532	23,338	33.12
SAINT VINCENT AND THE GREN.	0	9,041	-	0	9,026	-
VANUATU	8,534	9,869	15.64	7,949	9,204	15.79
WALLIS AND FUTUNA ISLANDS	1,605	1,847	15.08	4,421	5,030	13.78
AMERICAN SAMOA	14,550	7,275	-50.00	22,181	10,991	-50.45
COOK ISLANDS	0	8,397	-	0	8,006	-
FIJI	22,166	22,274	0.49	25,682	19,532	-23.95
KIRIBATI	1,725	0	-100.00	1,311	0	-100.00
SAMOA	22,902	55,458	142.15	18,565	50,606	172.59
SOLOMON ISLANDS	0	2,116	-	0	2,260	-
TONGA	9,895	14,982	51.41	7,580	14,763	94.76
TUVALU	0	104	-	0	156	-
EAST TIMOR	3,193	55,316	1,632.41	2,904	110,981	3,721.66
UNITED STATES	0	398	-	0	24,040	-
MEXICO	1,801,010	2,115,614	17.47	2,282,454	2,710,483	18.75
GUATEMALA	288,901	91,231	-68.42	285,130	109,861	-61.47
HONDURAS	516,475	200,555	-61.17	501,178	201,470	-59.80
NICARAGUA	177,529	155,724	-12.28	169,325	183,058	8.11
SURINAME	1,145	1,173	2.45	14,429	14,641	1.47
VENEZUELA	0	65,892	-	0	88,943	-
PERU	4,808	2,389	-50.31	65,224	13,706	-78.99
TRINIDAD AND TOBAGO	18,082	18,082	0.00	17,500	20,153	15.16
JAMAICA	103,162	129,598	25.63	128,440	162,630	26.62
EL SALVADOR	157,720	171,472	8.72	154,130	217,168	40.90
COSTA RICA	28,761	7,202	-74.96	39,936	9,785	-75.50
HAITI	122,168	344,766	182.21	79,329	281,130	254.38
BARBADOS	0	9,041	-	0	9,677	-
DOMINICA	0	52,536	-	0	68,034	-
FRENCH GUIANA	0	8,392	-	0	11,724	-
FRENCH POLYNESIA	47,662	35,781	-24.93	38,660	28,326	-26.73
GRENADA	0	9,041	-	0	8,676	-

TABEL 5. PERKEMBANGAN EKSPOR INDONESIA MENURUT KOMODITI DAN NEGARA TUJUAN

JENIS BARANG	BERAT BERSIH (KG)		PERUB %	NILAI FOB (US \$)		PERUB %
	JAN-APR 2008	JAN-APR 2009		JAN-APR 2008	JAN-APR 2009	
(1)	(2)	(3)	(4)	(5)	(6)	(7)
MARTINIQUE	0	7,121	-	0	11,419	-
NETHERLANDS ANTILLES	0	1,543	-	0	14,694	-
SAINT LUCIA	0	9,041	-	0	8,777	-
GUADELOUPE	6,840	0	-100.00	10,971	0	-100.00
UNITED KINGDOM	0	26,001	-	0	99,579	-
NETHERLANDS	122,657	184,375	50.32	122,707	209,118	70.42
FRANCE	7,000	0	-100.00	52,934	0	-100.00
GERMANY, FED. REP. OF	15,247	0	-100.00	14,011	0	-100.00
BELGIUM	7,499	18	-99.76	5,026	17	-99.66
SWITZERLAND	41	2	-95.12	444	4	-99.10
FINLAND	117,522	69,053	-41.24	153,789	91,080	-40.78
ITALY	79,200	159,461	101.34	122,760	504,500	310.96
GREECE	117,352	59,820	-49.03	185,663	126,809	-31.70
GEORGIA	0	2,000	-	0	2,580	-
RUSSIA FEDERATION	0	15,816	-	0	260,137	-
<b>-DAMAR TIRUAN, BAHAN PLAST</b>	<b>412,927,571</b>	<b>403,843,388</b>	<b>-2.20</b>	<b>698,864,780</b>	<b>531,516,498</b>	<b>-23.95</b>
JAPAN	73,415,694	56,666,285	-22.81	135,852,152	86,549,838	-36.29
HONG KONG	12,122,461	8,916,825	-26.44	15,244,780	14,312,389	-6.12
KOREA, REPUBLIC OF	4,450,951	3,371,169	-24.26	7,362,478	7,834,128	6.41
TAIWAN	6,221,785	4,416,171	-29.02	13,818,207	7,714,758	-44.17
CHINA	35,253,234	79,520,135	125.57	33,264,554	57,093,790	71.64
MONGOLIA	2,508	0	-100.00	7,323	0	-100.00
PAPUA NEW GUINEA	237,139	120,890	-49.02	527,815	401,037	-24.02
THAILAND	9,802,518	7,413,182	-24.37	24,661,667	19,147,576	-22.36
SINGAPORE	27,162,984	23,883,685	-12.07	49,056,514	41,768,784	-14.86
PHILIPPINES	11,592,686	16,493,378	42.27	21,729,897	19,934,494	-8.26
MALAYSIA	37,958,661	26,950,488	-29.00	60,041,067	34,898,423	-41.88
MYANMAR (FORM. BURMA)	1,958,177	3,055,762	56.05	2,192,920	2,540,018	15.83
CAMBODIA	86,197	122,239	41.81	130,821	262,533	100.68
BRUNEI DARUSSALAM	70,760	127,905	80.76	154,180	226,921	47.18
LAO PEOPLE'S DEMOCRATIC RE	0	19,748	-	0	27,239	-
NEPAL	4,948	204	-95.88	17,292	647	-96.26
VIET NAM	18,909,807	18,961,513	0.27	27,188,922	21,910,842	-19.41
MALDIVES	72,761	43,439	-40.30	181,778	90,828	-50.03
INDIA	5,480,389	9,373,964	71.05	8,113,690	11,223,755	38.33
PAKISTAN	1,640,059	1,436,448	-12.41	3,415,600	2,627,831	-23.06
BANGLADESH	9,904,883	10,298,330	3.97	11,437,612	9,012,959	-21.20
SRI LANKA	2,981,171	2,916,070	-2.18	4,499,788	3,533,164	-21.48
AFGHANISTAN	0	63,407	-	0	94,069	-
IRAN (ISLAMIC REPUBLIC OF)	7,371	50,700	587.83	70,055	218,548	211.97
SAUDI ARABIA	1,253,146	1,695,773	35.32	4,065,893	5,657,590	39.15
ISRAEL	133,982	165,377	23.43	210,834	215,970	2.44
KUWAIT	210,108	182,070	-13.34	486,579	562,489	15.60
JORDAN	148,558	87,627	-41.01	286,740	123,561	-56.91
LEBANON	114,090	85,915	-24.70	266,394	150,434	-43.53
YEMEN	627,263	90,581	-85.56	881,328	179,716	-79.61
OMAN	106,580	22,388	-78.99	214,076	40,600	-81.03
SYRIA ARAB REPUBLIC	790,333	323,890	-59.02	1,360,096	721,513	-46.95
TURKEY	19,150,517	9,389,418	-50.97	25,131,611	7,434,750	-70.42
UNITED ARAB EMIRATES	2,482,564	2,068,264	-16.69	5,727,426	4,490,116	-21.60
QATAR	16,646	37,371	124.50	80,943	121,996	50.72
BAHRAIN	1,980,977	30,198	-98.48	1,989,897	75,528	-96.20
CYPRUS	9,528	5,283	-44.55	42,997	17,700	-58.83
EGYPT	2,872,701	3,793,200	32.04	3,506,996	3,257,665	-7.11
LIBYAN ARAB JAMAHIRIYA	13,663	72,903	433.58	50,455	270,377	435.88
MOROCCO	79,776	214,181	168.48	262,824	620,306	136.02
TUNISIA	28,539	31,216	9.38	68,279	82,589	20.96
ALGERIA	1,159,951	200,015	-82.76	1,619,851	191,558	-88.17
SUDAN	304,365	8,585	-97.18	2,058,590	38,436	-98.13
NAMIBIA	0	33,131	-	0	114,374	-
ETHIOPIA	2,455	0	-100.00	7,399	0	-100.00
TANZANIA, UNITED REPUBLIC O	96,558	298,064	208.69	231,087	900,466	289.67
MADAGASCAR	250,756	53,742	-78.57	416,314	111,284	-73.27
SOMALIA	38,214	57,216	49.73	144,497	160,310	10.94
KENYA	1,499,209	621,546	-58.54	2,104,709	455,028	-78.38
REUNION	66,999	75,745	13.05	122,496	106,181	-13.32
MOZAMBIQUE	1,231	1,208	-1.87	1,308	1,224	-6.42
TOGO	188,996	351,367	85.91	361,068	508,090	40.72
GHANA	285,172	408,019	43.08	559,889	620,431	10.81
LIBERIA	44,499	5	-99.99	32,619	39	-99.88
GUINEA	497,886	233,570	-53.09	726,856	215,932	-70.29
ANGOLA	45,504	14,263	-68.66	79,179	31,652	-60.02
CONGO	0	12,247	-	0	24,151	-
CAMEROON	122,225	78,776	-35.55	239,190	178,298	-25.46
NIGERIA	1,363,059	2,728,234	100.16	3,230,946	4,779,630	47.93
GABON	36,240	62,180	71.58	66,510	86,807	30.52
COTE D'IVOIRE	285,673	150,856	-47.19	729,945	821,529	12.55

TABEL 5. PERKEMBANGAN EKSPOR INDONESIA MENURUT KOMODITI DAN NEGARA TUJUAN

JENIS BARANG	BERAT BERSIH (KG)		PERUB	NILAI FOB (US \$)		PERUB
	JAN-APR 2008	JAN-APR 2009	%	JAN-APR 2008	JAN-APR 2009	%
(1)	(2)	(3)	(4)	(5)	(6)	(7)
SENEGAL	30,614	54,315	77.42	97,060	159,188	64.01
MAURITANIA	38,694	56,470	45.94	68,013	71,218	4.71
MALI	115,204	139,308	20.92	246,219	215,414	-12.51
BENIN	64,724	67,268	3.93	75,269	121,277	61.12
BURKINA FASO	23,805	20,598	-13.47	37,855	28,695	-24.20
GAMBIA	0	80	-	0	180	-
SEYCHELLES	547	16,032	2,830.90	1,593	18,051	1,033.15
UGANDA	5	1	-80.00	15	13	-13.33
NIGER	0	3,749	-	0	15,297	-
DJIBOUTI	14,483	5,534	-61.79	44,664	18,949	-57.57
SOUTH AFRICA	1,034,614	6,285,683	507.54	1,937,384	6,778,801	249.89
ZAMBIA	27,557	27	-99.90	47,079	129	-99.73
MAURITIUS	2,568,031	2,165,195	-15.69	3,619,035	2,143,553	-40.77
VIRGIN ISLANDS (BRITISH)	15,825	28	-99.82	23,896	84	-99.65
AUSTRALIA	18,808,489	11,057,482	-41.21	30,988,190	15,430,885	-50.20
NEW ZEALAND	857,351	1,410,917	64.57	1,732,109	1,651,026	-4.68
MICRONESIA, FEDERATED STAT	0	10	-	0	30	-
GUAM	474	10,124	2,035.86	4,963	14,460	191.36
PALAU	290	871	200.34	491	4,101	735.23
NEW CALEDONIA	32,906	22,145	-32.70	114,697	129,640	13.03
NORTHERN MARIANA ISLANDS	0	1	-	0	1	-
VANUATU	5,607	5,304	-5.40	7,847	11,069	41.06
WALLIS AND FUTUNA ISLANDS	32	0	-100.00	50	0	-100.00
COOK ISLANDS	4,273	153	-96.42	7,304	801	-89.03
FIJI	236,355	181,189	-23.34	671,250	317,584	-52.69
KIRIBATI	24	0	-100.00	271	0	-100.00
SAMOA	18,138	4,723	-73.96	114,039	16,577	-85.46
SOLOMON ISLANDS	22,000	58,730	166.95	31,570	44,421	40.71
TONGA	16,986	6,392	-62.37	14,206	10,684	-24.79
EAST TIMOR	742,557	1,756,876	136.60	561,879	1,556,780	177.07
UNITED STATES	65,668,469	53,133,802	-19.09	116,494,204	70,459,953	-39.52
CANADA	860,824	875,004	1.65	2,488,706	2,222,836	-10.68
MEXICO	343,268	515,301	50.12	1,436,788	1,706,039	18.74
GUATEMALA	406,170	171,790	-57.70	635,400	259,359	-59.18
HONDURAS	26,052	25,671	-1.46	63,210	53,046	-16.08
NICARAGUA	176	0	-100.00	214	0	-100.00
PANAMA	0	6,905	-	0	26,929	-
SURINAME	8,439	12,880	52.62	20,168	24,888	23.40
CHILE	29,433	1,021,446	3,370.41	66,753	917,686	1,274.75
VENEZUELA	7,833	12,547	60.18	8,317	133,105	1,500.40
ARGENTINA	62,440	162,706	160.58	144,175	312,032	116.43
BRAZIL	211,504	1,938,002	816.30	1,853,140	3,505,353	89.16
COLOMBIA	41,316	13,187	-68.08	561,737	173,377	-69.14
BOLIVIA	202	0	-100.00	13,793	0	-100.00
URUGUAY	267,926	160,324	-40.16	456,699	186,023	-59.27
PARAGUAY	18,500	2,056,000	11,013.51	19,500	2,008,233	10,198.63
ECUADOR	29,804	0	-100.00	60,952	0	-100.00
PERU	174,417	55,784	-68.02	548,118	311,250	-43.21
GUYANA	40,783	12,429	-69.52	67,977	16,212	-76.15
TRINIDAD AND TOBAGO	5,298	11,075	109.04	40,802	36,569	-10.37
BAHAMAS	5,872	6	-99.90	8,803	6	-99.93
JAMAICA	16,537	8,941	-45.93	31,067	29,597	-4.73
PUERTO RICO	95,079	42,140	-55.68	207,691	69,521	-66.53
DOMINICAN REPUBLIC	1,191	8,883	645.84	3,645	33,425	817.01
EL SALVADOR	44,000	61,600	40.00	61,246	57,717	-5.76
COSTA RICA	319,441	16,001	-94.99	488,166	72,313	-85.19
HAITI	0	8	-	0	16	-
BARBADOS	32	20	-37.50	61	75	22.95
ANTIGUA AND BARBUDA	0	230	-	0	420	-
ANGUILLA	0	490	-	0	1,740	-
BERMUDA	685	800	16.79	3,201	2,754	-13.96
CAYMAN ISLANDS	2,438	0	-100.00	553	0	-100.00
FRENCH GUIANA	640	1,539	140.47	1,096	1,254	14.42
FRENCH POLYNESIA	11,655	3,642	-68.75	27,808	11,092	-60.11
GRENADA	16	0	-100.00	108	0	-100.00
MARTINIQUE	431	223	-48.26	2,131	743	-65.13
NETHERLANDS ANTILLES	38,056	8,005	-78.97	10,799	3,464	-67.92
GUADELOUPE	1,820	2,692	47.91	2,267	3,357	48.08
UNITED KINGDOM	3,776,556	2,310,902	-38.81	9,088,365	4,779,428	-47.41
NETHERLANDS	1,508,435	1,325,739	-12.11	3,643,621	3,008,391	-17.43
FRANCE	1,444,276	1,355,196	-6.17	5,481,537	5,324,351	-2.87
GERMANY, FED. REP. OF	1,734,722	1,478,552	-14.77	5,272,601	4,489,784	-14.85
AUSTRIA	7,323	3,021	-58.75	58,669	8,432	-85.63
BELGIUM	3,741,487	8,521,233	127.75	9,239,603	11,595,402	25.50
SWITZERLAND	1,126,953	29,938	-97.34	1,859,420	249,468	-86.58
LUXEMBOURG	0	1,000	-	0	980	-
MONACO	0	12,072	-	0	37,007	-
DENMARK	67,142	166,093	147.38	217,296	374,331	72.27

TABEL 5. PERKEMBANGAN EKSPOR INDONESIA MENURUT KOMODITI DAN NEGARA TUJUAN

JENIS BARANG	BERAT BERSIH (KG)		PERUB	NILAI FOB (US \$)		PERUB
	JAN-APR 2008	JAN-APR 2009	%	JAN-APR 2008	JAN-APR 2009	%
(1)	(2)	(3)	(4)	(5)	(6)	(7)
NORWAY	35,583	44,507	25.08	206,311	110,656	-46.36
SWEDEN	138,082	64,138	-53.55	590,748	298,410	-49.49
FINLAND	95,866	62,927	-34.36	216,306	158,311	-26.81
IRELAND	294,595	298,935	1.47	543,160	305,225	-43.81
ITALY	1,539,835	1,497,674	-2.74	3,619,017	3,308,101	-8.59
SPAIN	2,062,495	2,245,292	8.86	4,540,110	4,629,952	1.98
PORTUGAL	309,867	168,973	-45.47	797,496	648,613	-18.67
ICELAND	132,000	132,000	0.00	199,132	140,575	-29.41
GREECE	1,255,805	509,467	-59.43	2,399,100	1,401,130	-41.60
DEMOCRATIC REPUBLIC OF THE HUNGARY	57,678	29,647	-48.60	57,392	26,541	-53.75
HUNGARY	71,370	36,654	-48.64	180,253	84,479	-53.13
POLAND	576,119	206,864	-64.09	1,110,212	782,607	-29.51
ROMANIA	190,896	116,388	-39.03	376,265	238,220	-36.69
BULGARIA	47,713	1,517	-96.82	111,290	5,520	-95.04
YUGOSLAVIA	348	1	-99.71	3,764	11	-99.71
ALBANIA	0	1,098	-	0	1,906	-
ARMENIA	23,226	0	-100.00	68,266	0	-100.00
KAZAKHSTAN	0	6	-	0	52	-
UKRAINE	2,049,541	47,483	-97.68	3,168,112	168,376	-94.69
LITHUANIA	127,112	61,232	-51.83	229,904	105,379	-54.16
LATVIA	32,126	1,892	-94.11	61,815	9,312	-84.94
ESTONIA	0	38	-	0	1,348	-
CROATIA	35,781	10,859	-69.65	76,492	44,410	-41.94
BOSNIA AND HERZEGOVINA	4,906	4	-99.92	23,783	350	-98.53
MALTA	1,046	31,305	2,892.83	7,874	87,484	1,011.05
SLOVAKIA	443	10,690	2,313.09	2,939	118,414	3,929.06
SLOVENIA	236	667	182.63	2,253	811	-64.00
CZECH REPUBLIC	2,947	5,393	83.00	22,091	17,143	-22.40
RUSSIA FEDERATION	1,369,622	1,478,352	7.94	2,778,407	2,763,405	-0.54
<b>-BAHAN KERTAS</b>	<b>852,477,372</b>	<b>779,731,990</b>	<b>-8.53</b>	<b>459,582,878</b>	<b>264,670,701</b>	<b>-42.41</b>
JAPAN	48,742,246	35,197,187	-27.79	34,163,545	12,763,015	-62.64
KOREA, REPUBLIC OF	202,161,618	87,995,310	-56.47	94,488,347	28,364,831	-69.98
TAIWAN	36,546,681	24,550,176	-32.83	22,868,397	8,429,969	-63.14
CHINA	394,684,082	504,636,335	27.86	218,369,911	172,536,841	-20.99
THAILAND	4,294,248	1,002,587	-76.65	2,829,816	310,766	-89.02
SINGAPORE	500,814	0	-100.00	195,817	0	-100.00
PHILIPPINES	2,594,764	2,435,526	-6.14	1,123,673	968,580	-13.80
MALAYSIA	0	126,525	-	0	82,818	-
VIET NAM	12,558,248	24,197,105	92.68	4,897,717	8,102,281	65.43
INDIA	59,011,478	34,912,089	-40.84	31,559,679	11,509,036	-63.53
PAKISTAN	0	779,520	-	0	245,393	-
BANGLADESH	7,319,679	21,452,743	193.08	3,817,186	6,979,358	82.84
IRAN (ISLAMIC REPUBLIC OF)	458,289	1,500,000	227.30	266,810	527,213	97.60
SAUDI ARABIA	1,495,987	6,681,378	346.62	772,421	2,204,273	185.37
KUWAIT	996,505	3,986,400	300.04	388,637	1,296,668	233.65
JORDAN	497,910	0	-100.00	293,767	0	-100.00
LEBANON	19,802	999,900	4,949.49	11,881	299,970	2,424.79
SYRIA ARAB REPUBLIC	0	1,991,193	-	0	629,821	-
UNITED ARAB EMIRATES	2,478,502	6,321,981	155.07	1,393,115	2,092,230	50.18
EGYPT	0	99,900	-	0	34,965	-
KENYA	0	79,920	-	0	23,976	-
AUSTRALIA	496,190	0	-100.00	262,981	0	-100.00
PANAMA	1,000,000	0	-100.00	625,000	0	-100.00
NETHERLANDS	9,410,814	3,998,400	-57.51	4,930,466	1,399,440	-71.62
FRANCE	16,978,522	2,998,929	-82.34	9,091,876	1,049,855	-88.45
GERMANY, FED. REP. OF	96,364	0	-100.00	53,887	0	-100.00
FINLAND	0	38,044	-	0	10,044	-
ITALY	50,134,629	13,750,800	-72.57	27,177,949	4,808,853	-82.31
PORTUGAL	0	42	-	0	505	-
<b>-ALAS KAKI (KULIT, KARET DAN</b>	<b>42,767,775</b>	<b>39,408,066</b>	<b>-7.86</b>	<b>590,062,317</b>	<b>575,828,741</b>	<b>-2.41</b>
JAPAN	2,616,537	2,101,283	-19.69	31,046,700	26,902,028	-13.35
HONG KONG	500,006	448,450	-10.31	6,548,235	5,925,271	-9.51
KOREA, DEMOCRATIC PEOPLE'S	20,802	0	-100.00	312,730	0	-100.00
KOREA, REPUBLIC OF	886,882	715,115	-19.37	11,257,841	9,911,179	-11.96
TAIWAN	779,399	497,717	-36.14	4,550,510	4,452,332	-2.16
CHINA	1,587,537	1,053,145	-33.66	23,259,653	15,919,431	-31.56
MONGOLIA	0	45	-	0	904	-
PAPUA NEW GUINEA	43,816	32,256	-26.38	439,259	236,896	-46.07
THAILAND	232,393	204,278	-12.10	4,944,694	3,984,914	-19.41
SINGAPORE	1,483,769	1,263,515	-14.84	14,578,967	11,522,964	-20.96
PHILIPPINES	247,172	187,130	-24.29	2,385,263	1,578,809	-33.81
MALAYSIA	485,948	259,733	-46.55	4,717,561	2,698,229	-42.80
CAMBODIA	0	5,589	-	0	54,000	-
BRUNEI DARUSSALAM	9,603	7,902	-17.71	88,885	58,437	-34.26
LAO PEOPLE'S DEMOCRATIC RE	0	1	-	0	39	-
NEPAL	614	5,004	714.98	7,947	51,813	551.98

TABEL 5. PERKEMBANGAN EKSPOR INDONESIA MENURUT KOMODITI DAN NEGARA TUJUAN

JENIS BARANG	BERAT BERSIH (KG)		PERUB	NILAI FOB (US \$)		PERUB
	JAN-APR 2008	JAN-APR 2009	%	JAN-APR 2008	JAN-APR 2009	%
(1)	(2)	(3)	(4)	(5)	(6)	(7)
VIET NAM	57,773	34,817	-39.73	646,135	496,791	-23.11
MALDIVES	129,652	97,591	-24.73	121,893	121,897	-12.11
INDIA	48,541	89,659	84.71	527,291	656,687	24.54
PAKISTAN	456	821	80.04	3,847	21,701	464.10
BANGLADESH	1,359	2,895	113.02	30,600	30,569	-0.10
SRI LANKA	12,567	7,730	-38.49	21,475	69,656	224.36
IRAN (ISLAMIC REPUBLIC OF)	0	564	-	0	4,742	-
SAUDI ARABIA	56,953	42,215	-25.88	287,517	176,107	-38.75
ISRAEL	52,519	77,856	48.24	770,856	1,266,133	64.25
KUWAIT	3,587	0	-100.00	25,978	0	-100.00
JORDAN	27,290	10,025	-63.26	89,081	57,486	-35.47
LEBANON	6,424	35,580	453.86	64,949	144,041	121.78
YEMEN	35,246	104,787	197.30	58,897	97,457	65.47
OMAN	0	12	-	0	67	-
SYRIA ARAB REPUBLIC	3,688	8,607	133.38	54,258	49,179	-9.36
TURKEY	369,017	412,444	11.77	5,138,690	5,668,265	10.31
UNITED ARAB EMIRATES	235,610	214,348	-9.02	2,196,287	2,504,290	14.02
QATAR	517	1,743	237.14	10,934	31,974	192.43
CYPRUS	4,884	1,802	-63.10	66,261	39,585	-40.26
EGYPT	30,090	16,780	-44.23	420,348	249,985	-40.53
MOROCCO	1,247	8,962	618.68	7,290	101,369	1,290.52
TUNISIA	7,122	3,338	-53.13	105,360	33,952	-67.78
ALGERIA	1,999	15,709	685.84	40,809	19,871	-51.31
TANZANIA, UNITED REPUBLIC O	0	2,865	-	0	15,486	-
MADAGASCAR	15,741	20,880	32.65	19,513	20,156	3.30
KENYA	22,796	3,561	-84.38	67,807	38,848	-42.71
REUNION	10,783	5,987	-44.48	94,426	39,335	-58.34
MOZAMBIQUE	22,280	20,000	-10.23	5,666	5,355	-5.49
TOGO	3,359	397	-88.18	2,100	3,214	53.05
GHANA	12,000	8,453	-29.56	3,000	9,690	223.00
LIBERIA	27	0	-100.00	100	0	-100.00
GUINEA	23,349	0	-100.00	52,200	0	-100.00
CONGO	36,784	36,000	-2.13	29,212	9,000	-69.19
CAMEROON	407	0	-100.00	4,284	0	-100.00
NIGERIA	0	104	-	0	1,828	-
SIERRA LEONE	0	159	-	0	20,693	-
GABON	1,878	38	-97.98	14,162	578	-95.92
COTE D'IVOIRE	1,303	202	-84.50	15,589	4,014	-74.25
SENEGAL	1,095	266	-75.71	12,703	4,508	-64.51
MAURITANIA	0	12,630	-	0	4,500	-
BENIN	7,358	0	-100.00	21,097	0	-100.00
GAMBIA	0	1,637	-	0	3,648	-
U.S. VIRGIN ISLANDS	2	0	-100.00	13	0	-100.00
SEYCHELLES	148	273	84.46	2,655	1,388	-47.72
UGANDA	0	2,758	-	0	17,000	-
SOUTH AFRICA	299,810	410,220	36.83	4,643,103	5,773,695	24.35
ZAMBIA	0	4,810	-	0	54,931	-
MAURITIUS	10,130	10,558	4.23	22,581	17,458	-22.69
AUSTRALIA	664,236	479,386	-27.83	9,258,999	7,631,905	-17.57
NEW ZEALAND	88,775	61,576	-30.64	1,505,370	1,284,174	-14.69
PALAU	466	27	-94.21	784	540	-31.12
NEW CALEDONIA	581	227	-60.93	3,638	22,605	521.36
VANUATU	3,118	4,326	38.74	8,399	5,000	-40.47
AMERICAN SAMOA	4	0	-100.00	361	0	-100.00
COOK ISLANDS	146	202	38.36	1,848	978	-47.08
FIJI	2,115	0	-100.00	26,722	0	-100.00
EAST TIMOR	184,022	210,680	14.49	227,539	194,698	-14.43
UNITED STATES	9,085,461	8,739,381	-3.81	130,024,868	135,179,424	3.96
CANADA	358,426	404,832	12.95	5,183,490	6,194,959	19.51
MEXICO	1,298,755	761,849	-41.34	13,160,146	9,147,660	-30.49
HONDURAS	19,039	0	-100.00	133,254	0	-100.00
NICARAGUA	0	199	-	0	1,163	-
PANAMA	274,113	419,134	52.91	3,794,715	6,338,957	67.05
SURINAME	230	622	170.43	3,350	10,882	224.84
CHILE	177,465	216,373	21.92	2,774,872	2,633,151	-5.11
VENEZUELA	11,109	52,452	372.16	139,171	603,481	333.63
ARGENTINA	213,884	195,565	-8.56	3,001,174	2,628,366	-12.42
BRAZIL	218,879	490,705	124.19	3,668,380	7,517,421	104.92
COLOMBIA	53,894	39,593	-26.54	735,325	590,299	-19.72
BOLIVIA	2,547	5,412	112.49	39,657	119,688	201.81
URUGUAY	11,360	9,400	-17.25	177,692	165,477	-6.87
PARAGUAY	11,170	17,041	52.56	144,849	251,927	73.92
ECUADOR	18,949	19,784	4.41	284,992	322,098	13.02
PERU	24,841	68,950	177.57	305,269	1,010,097	230.89
JAMAICA	988	384	-61.13	13,198	5,100	-61.36
PUERTO RICO	3,372	3,261	-3.29	21,399	14,559	-31.96
DOMINICAN REPUBLIC	1,157	151	-86.95	2,297	1,196	-47.93
EL SALVADOR	848	10,038	1,083.73	12,942	175,202	1,253.75



TABEL 5. PERKEMBANGAN EKSPOR INDONESIA MENURUT KOMODITI DAN NEGARA TUJUAN

JENIS BARANG	BERAT BERSIH (KG)		PERUB	NILAI FOB (US \$)		PERUB
	JAN-APR 2008	JAN-APR 2009	%	JAN-APR 2008	JAN-APR 2009	%
(1)	(2)	(3)	(4)	(5)	(6)	(7)
COSTA RICA	346	9,251	2,573.70	2,405	178,899	7,338.63
HAITI	0	18	-	0	40	-
BARBADOS	22,007	64	-99.71	60,196	1,860	-96.91
ANTIGUA AND BARBUDA	298	0	-100.00	1,731	0	-100.00
BERMUDA	197	371	88.32	958	1,433	49.58
CAYMAN ISLANDS	2	0	-100.00	125	0	-100.00
FRENCH GUIANA	0	593	-	0	14,922	-
FRENCH POLYNESIA	5,625	4,174	-25.80	16,556	31,539	90.50
MARTINIQUE	70	203	190.00	426	306	-28.17
NETHERLANDS ANTILLES	1,501	2,206	46.97	13,370	38,418	187.34
GUADELOUPE	0	690	-	0	1,235	-
SAINT KITTS AND NEVIS	1	0	-100.00	2	0	-100.00
UNITED KINGDOM	3,245,052	3,424,130	5.52	43,391,555	50,598,527	16.61
NETHERLANDS	2,079,844	1,658,645	-20.25	30,359,714	27,738,033	-8.64
FRANCE	961,420	1,025,246	6.64	13,827,518	13,624,782	-1.47
GERMANY, FED. REP. OF	3,763,883	2,898,913	-22.98	60,090,338	51,267,147	-14.68
AUSTRIA	61,875	39,969	-35.40	930,606	478,097	-48.63
BELGIUM	4,089,581	4,427,352	8.26	60,910,145	66,012,273	8.38
SWITZERLAND	60,373	59,327	-1.73	859,777	839,980	-2.30
LUXEMBOURG	0	3,168	-	0	46,332	-
MONACO	914	387	-57.66	7,261	2,992	-58.79
DENMARK	627,123	494,512	-21.15	11,537,902	9,352,868	-18.94
NORWAY	37,376	57,851	54.78	705,999	1,017,034	44.06
SWEDEN	103,575	96,377	-6.95	1,563,500	1,406,234	-10.06
FINLAND	56,900	28,050	-50.70	1,957,148	574,696	-70.64
IRELAND	71,240	81,869	14.92	1,102,697	1,382,083	25.34
ITALY	2,221,645	2,612,889	17.61	35,531,745	38,219,572	7.56
SPAIN	820,190	495,881	-39.54	10,171,818	6,950,370	-31.67
PORTUGAL	113,412	35,237	-68.93	2,873,122	859,168	-70.10
ICELAND	1,364	1,351	-0.95	17,028	31,994	87.89
GREECE	262,503	220,875	-15.86	3,429,914	3,232,548	-5.75
HUNGARY	19,179	11,349	-40.83	231,453	148,595	-35.80
POLAND	37,501	18,691	-50.16	356,356	429,544	20.54
ROMANIA	1,456	4,246	191.62	40,292	70,702	75.47
BULGARIA	37,866	33,332	-11.97	247,341	219,474	-11.27
YUGOSLAVIA	46,160	15,550	-66.31	701,841	202,054	-71.21
KAZAKHSTAN	2,716	6,528	140.35	60,750	108,828	79.14
KYRGYZSTAN	523	0	-100.00	4,478	0	-100.00
UKRAINE	88,790	83,944	-5.46	1,162,842	1,355,067	16.53
LITHUANIA	5,464	1,318	-75.88	146,662	59,480	-59.44
LATVIA	5,787	4,683	-19.08	59,314	43,188	-27.19
ESTONIA	3,008	3,231	7.41	28,943	20,867	-27.90
CROATIA	12,590	17,996	42.94	164,129	146,920	-10.49
BOSNIA AND HERZEGOVINA	718	0	-100.00	7,429	0	-100.00
MALTA	0	783	-	0	947	-
SLOVAKIA	145,391	141,705	-2.54	5,559,847	5,914,845	6.39
SLOVENIA	79,704	98,446	23.51	690,223	918,695	33.10
CZECH REPUBLIC	50,042	63,834	27.56	619,845	931,567	50.29
RUSSIA FEDERATION	442,344	500,035	13.04	6,108,304	8,119,204	32.92
<b>-PRODUK KERAMIK</b>	<b>159,099,456</b>	<b>119,416,700</b>	<b>-24.94</b>	<b>102,239,563</b>	<b>67,218,201</b>	<b>-34.25</b>
JAPAN	2,683,072	1,687,368	-37.11	9,359,752	5,057,644	-45.96
HONG KONG	242,776	360,598	48.53	558,283	796,122	42.60
KOREA, REPUBLIC OF	14,719,485	11,225,826	-23.73	6,256,806	4,799,995	-23.28
TAIWAN	14,091,760	6,601,287	-53.15	4,566,505	2,377,685	-47.93
CHINA	339,386	204,608	-39.71	1,027,956	382,449	-62.80
MACAU	2,275	9,512	318.11	31,762	118,488	273.05
PAPUA NEW GUINEA	6,471	255,025	3,841.04	6,283	47,755	660.07
THAILAND	12,362,029	9,103,374	-26.36	4,767,709	3,000,866	-37.06
SINGAPORE	1,800,494	1,596,716	-11.32	1,413,783	1,452,184	2.72
PHILIPPINES	3,979,323	7,395,745	85.85	1,228,973	1,606,199	30.69
MALAYSIA	15,388,473	15,989,003	3.90	4,117,332	4,149,299	0.78
MYANMAR (FORM. BURMA)	700,884	305,353	-56.43	117,295	53,624	-54.28
CAMBODIA	1,985,206	1,326,659	-33.17	390,780	364,227	-6.79
BRUNEI DARUSSALAM	984,621	1,435,653	45.81	273,358	370,359	35.48
LAO PEOPLE'S DEMOCRATIC RE	0	19,762	-	0	16,446	-
NEPAL	23,284	54,241	132.95	18,869	34,585	83.29
VIET NAM	274,603	447,982	63.14	215,950	190,407	-11.83
MALDIVES	3,120,588	87,193	-97.21	656,380	87,263	-86.71
INDIA	795,840	497,565	-37.48	1,261,477	1,069,930	-15.18
PAKISTAN	7,356,732	4,029,844	-45.22	1,532,404	860,367	-43.86
BANGLADESH	132,738	130,176	-1.93	55,249	52,452	-5.06
SRI LANKA	5,016,863	4,505,995	-10.18	1,002,597	853,789	-14.84
IRAQ	0	527,122	-	0	117,627	-
IRAN (ISLAMIC REPUBLIC OF)	69,875	67,902	-2.82	246,437	154,302	-37.39
SAUDI ARABIA	8,034,260	7,533,438	-6.23	1,594,739	1,719,815	7.84
ISRAEL	734,930	563,501	-23.33	160,873	291,232	81.03
KUWAIT	662,065	269,928	-59.23	118,794	78,103	-34.25

TABEL 5. PERKEMBANGAN EKSPOR INDONESIA MENURUT KOMODITI DAN NEGARA TUJUAN

JENIS BARANG	BERAT BERSIH (KG)		PERUB	NILAI FOB (US \$)		PERUB
	JAN-APR 2008	JAN-APR 2009	%	JAN-APR 2008	JAN-APR 2009	%
(1)	(2)	(3)	(4)	(5)	(6)	(7)
JORDAN	486,238	135,210	-72.19	105,920	43,741	-58.70
LEBANON	53,560	9,325	-82.59	34,178	13,163	-61.49
YEMEN	234,397	1,758,610	650.27	51,093	466,908	813.84
OMAN	906	21,171	2,236.75	2,297	24,779	978.75
SYRIA ARAB REPUBLIC	605	5	-99.17	923	142	-84.62
TURKEY	813,377	376,988	-53.65	910,765	378,994	-58.39
UNITED ARAB EMIRATES	3,994,692	1,684,302	-57.84	2,343,272	1,466,495	-37.42
QATAR	2,025,433	323,324	-84.04	857,185	300,187	-64.98
BAHRAIN	158,216	173,685	9.78	78,441	129,572	65.18
CYPRUS	12,194	2,014	-83.48	21,163	2,797	-86.78
EGYPT	144,909	364,646	151.64	164,334	521,556	217.38
LIBYAN ARAB JAMAHIRIYA	0	261	-	0	600	-
MOROCCO	0	33,470	-	0	20,006	-
TUNISIA	13,461	21,965	63.18	33,992	45,950	35.18
ALGERIA	0	1,159	-	0	591	-
SUDAN	27,981	7,311	-73.87	27,385	21,166	-22.71
ETHIOPIA	0	88	-	0	141	-
TANZANIA, UNITED REPUBLIC O	165,751	8,050	-95.14	22,588	4,313	-80.91
MADAGASCAR	4,063	28,552	602.73	5,764	9,542	65.54
KENYA	276	426	54.35	136	1,279	840.44
REUNION	762,647	1,257,207	64.85	215,914	267,049	23.68
MOZAMBIQUE	460	31,180	6,678.26	283	53,015	18,633.22
BOTSWANA	84,425	126,479	49.81	14,840	26,902	81.28
TOGO	17,539	1,735	-90.11	3,858	2,879	-25.38
GUINEA	0	3,077	-	0	5,958	-
ANGOLA	19,425	343,528	1,668.48	2,723	105,038	3,757.44
CAMEROON	0	7,915	-	0	2,702	-
NIGERIA	76,791	226,175	194.53	133,102	102,960	-22.65
GABON	258	490	89.92	212	662	212.26
COTE D'IVOIRE	5,591	0	-100.00	10,166	0	-100.00
SENEGAL	85	3,368	3,862.35	108	3,193	2,856.48
MAURITANIA	28,537	8,420	-70.49	7,539	3,000	-60.21
BENIN	994	0	-100.00	540	0	-100.00
GAMBIA	0	62	-	0	58	-
U.S. VIRGIN ISLANDS	0	456	-	0	1,978	-
SEYCHELLES	2,693	11,797	338.06	1,689	41,486	2,356.25
NIGER	66	0	-100.00	116	0	-100.00
DJIBOUTI	0	9,804	-	0	9,310	-
SAO TOME AND PRINCIPE	0	7,893	-	0	2,800	-
SOUTH AFRICA	5,090,606	1,081,645	-78.75	12,674,474	670,099	-94.71
MAURITIUS	1,743,914	2,341,899	34.29	441,019	512,477	16.20
VIRGIN ISLANDS (BRITISH)	0	235	-	0	83	-
AUSTRALIA	12,612,875	10,381,860	-17.69	5,074,497	5,160,260	1.69
NEW ZEALAND	890,264	351,897	-60.47	373,667	142,033	-61.99
GUAM	4,206	3,076	-26.87	3,821	2,340	-38.76
PALAU	1,425	16	-98.88	2,421	327	-86.49
NEW CALEDONIA	31,062	9,026	-70.94	16,209	11,507	-29.01
SAINT VINCENT AND THE GREN,	1,023	0	-100.00	1,831	0	-100.00
VANUATU	49,924	56,064	12.30	84,128	18,899	-77.54
WALLIS AND FUTUNA ISLANDS	409	0	-100.00	714	0	-100.00
AMERICAN SAMOA	63,618	23,696	-62.75	13,390	5,244	-60.84
COOK ISLANDS	27,730	708	-97.45	14,121	1,031	-92.70
FIJI	151,645	100,781	-33.54	69,187	68,726	-0.67
SAMOA	24,296	117	-99.52	5,652	502	-91.12
SOLOMON ISLANDS	474	0	-100.00	1,265	0	-100.00
TONGA	1,560	1	-99.94	1,289	6,568	409.54
EAST TIMOR	354,875	661,979	86.54	215,758	465,050	115.54
UNITED STATES	13,276,747	7,668,966	-42.24	17,392,872	11,949,621	-31.30
CANADA	2,199,645	2,031,465	-7.65	1,288,800	1,606,479	24.65
MEXICO	39,632	22,012	-44.46	107,841	81,662	-24.28
GUATEMALA	0	393	-	0	1,705	-
PANAMA	329,727	50,238	-84.76	87,352	14,488	-83.41
CHILE	122,853	49,765	-59.49	63,453	25,973	-59.07
VENEZUELA	0	1,086	-	0	3,496	-
ARGENTINA	4,152	8,640	108.09	4,431	18,565	318.98
BRAZIL	6,328	6,756	6.76	32,936	7,230	-78.05
COLOMBIA	44,801	30,950	-30.92	48,191	41,836	-13.19
BOLIVIA	0	25,001	-	0	6,498	-
URUGUAY	23,760	241	-98.99	5,472	544	-90.06
ECUADOR	4	0	-100.00	8	0	-100.00
PERU	0	26,964	-	0	5,225	-
TRINIDAD AND TOBAGO	148,172	1,797	-98.79	48,985	4,419	-90.98
BAHAMAS	18,922	20,067	6.05	9,805	12,489	27.37
JAMAICA	735,842	126,070	-82.87	217,775	41,789	-80.81
PUERTO RICO	333,713	237,944	-28.70	153,851	106,126	-31.02
DOMINICAN REPUBLIC	5,797	9,555	64.83	6,842	29,903	337.05
COSTA RICA	8,235	4,313	-47.63	6,571	771	-88.27
HAITI	0	378	-	0	636	-

TABEL 5. PERKEMBANGAN EKSPOR INDONESIA MENURUT KOMODITI DAN NEGARA TUJUAN

JENIS BARANG	BERAT BERSIH (KG)		PERUB	NILAI FOB (US \$)		PERUB
	JAN-APR 2008	JAN-APR 2009	%	JAN-APR 2008	JAN-APR 2009	%
(1)	(2)	(3)	(4)	(5)	(6)	(7)
BARBADOS	403	902	123.82	929	728	-21.64
ANTIGUA AND BARBUDA	24,893	1	-100.00	7,791	283	-96.37
ANGUILLA	0	116	-	0	189	-
ARUBA	24	0	-100.00	734	0	-100.00
BERMUDA	271	149	-45.02	2,202	436	-80.20
CAYMAN ISLANDS	164	0	-100.00	36	0	-100.00
FRENCH GUIANA	225	2,402	967.56	465	8,515	1,731.18
FRENCH POLYNESIA	594,912	7,563	-98.73	79,183	16,596	-79.04
GRENADA	48,258	52,150	8.06	16,614	20,545	23.66
MARTINIQUE	148	27,780	18,670.27	416	7,549	1,714.66
NETHERLANDS ANTILLES	1,648	23,104	1,301.94	1,111	13,256	1,093.16
TURKS AND CAICOS ISLANDS	449	0	-100.00	743	0	-100.00
GUADELOUPE	1,190	241,255	20,173.53	1,682	53,137	3,059.16
UNITED KINGDOM	3,649,385	2,439,043	-33.17	5,980,120	3,903,014	-34.73
NETHERLANDS	614,274	525,576	-14.44	929,301	660,156	-28.96
FRANCE	590,103	927,262	57.14	916,399	1,417,318	54.66
GERMANY, FED. REP. OF	407,273	261,409	-35.81	604,753	400,917	-33.71
AUSTRIA	6,655	8,794	32.14	14,472	14,984	3.54
BELGIUM	1,079,075	1,047,465	-2.93	2,060,874	906,292	-56.02
SWITZERLAND	49,388	18,147	-63.26	160,222	90,626	-43.44
MONACO	0	51,118	-	0	11,530	-
DENMARK	72,134	30,923	-57.13	61,055	105,821	73.32
NORWAY	907,534	279,410	-69.21	543,005	117,732	-78.32
SWEDEN	945,237	556,236	-41.15	795,293	507,421	-36.20
FINLAND	54,552	38,401	-29.61	435,875	289,942	-33.48
IRELAND	47,409	94,521	99.37	18,119	205,473	1,034.02
ITALY	3,460,873	2,178,835	-37.04	2,752,102	2,029,794	-26.25
SPAIN	717,502	255,100	-64.45	1,055,211	491,936	-53.38
PORTUGAL	11,567	2,732	-76.38	26,496	4,666	-82.39
GREECE	996,010	1,051,053	5.53	352,756	378,585	7.32
ANDORRA	26,346	0	-100.00	8,940	0	-100.00
HUNGARY	7,880	18,231	131.36	12,177	31,578	159.32
POLAND	15,422	287,440	1,763.83	14,158	82,577	483.25
ROMANIA	580	2,587	346.03	2,031	3,262	60.61
BULGARIA	5,346	8,851	65.56	8,362	9,449	13.00
YUGOSLAVIA	568	2,024	256.34	679	4,196	517.97
AZERBAIJAN	110	0	-100.00	829	0	-100.00
UKRAINE	738,378	0	-100.00	280,081	0	-100.00
LITHUANIA	530	0	-100.00	512	0	-100.00
LATVIA	0	40	-	0	727	-
ESTONIA	26,693	893	-96.65	8,045	1,683	-79.08
CROATIA	66,326	27,262	-58.90	103,691	13,474	-87.01
BOSNIA AND HERZEGOVINA	379	0	-100.00	1,773	0	-100.00
MALTA	160,910	50,965	-68.33	49,783	24,805	-50.17
SLOVAKIA	976	702	-28.07	2,452	3,350	36.62
SLOVENIA	936	811	-13.35	1,590	1,582	-0.50
CZECH REPUBLIC	499,059	240,896	-51.73	165,031	97,574	-40.88
REP. OF MACEDONIA	0	872	-	0	1,094	-
RUSSIA FEDERATION	275,622	96,554	-64.97	261,970	76,682	-70.73
<b>-EMAS BATANGAN</b>	<b>10,949</b>	<b>9,752</b>	<b>-10.93</b>	<b>323,997,021</b>	<b>285,070,904</b>	<b>-12.01</b>
JAPAN	50	40	-20.00	1,342,426	1,150,715	-14.28
HONG KONG	2,909	3,031	4.19	87,686,749	88,294,415	0.69
SINGAPORE	5,275	2,178	-58.71	154,838,964	62,194,317	-59.83
MALAYSIA	468	407	-13.03	14,387,362	11,920,962	-17.14
INDIA	0	100	-	0	2,978,834	-
AUSTRALIA	2,234	2,468	10.47	65,419,073	72,079,180	10.18
SWITZERLAND	0	1,528	-	0	46,452,481	-
ITALY	13	0	-100.00	322,447	0	-100.00
<b>-PESAWAT UDARA DAN BAGIAN</b>	<b>1,273,606</b>	<b>978,470</b>	<b>-23.17</b>	<b>28,170,997</b>	<b>32,882,962</b>	<b>16.73</b>
JAPAN	5,104	1,464	-71.32	402,746	47,317	-88.25
HONG KONG	8,684	386	-95.56	1,499,782	63,559	-95.76
KOREA, REPUBLIC OF	1,977	3,553	79.72	408,453	308,052	-24.58
TAIWAN	6,470	8,350	29.06	178,981	1,029,996	475.48
CHINA	2,647	442	-83.30	495,891	261,976	-47.17
THAILAND	102,329	3,651	-96.43	460,424	680,369	47.77
SINGAPORE	521,150	102,330	-80.36	7,031,249	6,816,194	-3.06
PHILIPPINES	31,963	162	-99.49	32,402	1,102	-96.60
MALAYSIA	157,210	44,150	-71.92	1,544,599	1,187,339	-23.13
BRUNEI DARUSSALAM	99	62,204	62,732.32	14,349	66,682	364.72
VIET NAM	0	173	-	0	2,900	-
INDIA	1,087	0	-100.00	107,296	0	-100.00
PAKISTAN	218	40,554	18,502.75	411,312	380,090	-7.59
BANGLADESH	290	18	-93.79	12,000	1	-99.99
SRI LANKA	280	380	35.71	5,000	4,728	-5.44
IRAN (ISLAMIC REPUBLIC OF)	0	867	-	0	123,000	-
SAUDI ARABIA	24,311	216,452	790.35	173,311	2,064,101	1,090.98

TABEL 5. PERKEMBANGAN EKSPOR INDONESIA MENURUT KOMODITI DAN NEGARA TUJUAN

JENIS BARANG	BERAT BERSIH (KG)		PERUB	NILAI FOB (US \$)		PERUB
	JAN-APR 2008	JAN-APR 2009	%	JAN-APR 2008	JAN-APR 2009	%
(1)	(2)	(3)	(4)	(5)	(6)	(7)
ISRAEL	150	0	-100.00	1,000	0	-100.00
YEMEN	234	220	-5.98	6,690	13,100	95.81
OMAN	31,541	123,399	291.23	67,750	2,002,768	2,856.12
TURKEY	122	3	-97.54	104,083	7,850	-92.46
UNITED ARAB EMIRATES	1,434	371	-74.13	227,157	48,085	-78.83
KENYA	422	204	-51.66	30,300	26,000	-14.19
NIGERIA	0	1,234	-	0	34,000	-
BURKINA FASO	174	0	-100.00	6,255	0	-100.00
SOUTH AFRICA	21,071	1	-100.00	951,506	1,300	-99.86
MALAWI	51	0	-100.00	850	0	-100.00
AUSTRALIA	6,894	15,784	128.95	405,959	876,589	115.93
NEW ZEALAND	1,000	9,231	823.10	50,000	1,536,100	2,972.20
VANUATU	0	23	-	0	2	-
FIJI	125	0	-100.00	549	0	-100.00
EAST TIMOR	0	153	-	0	22,064	-
UNITED STATES	49,554	262,318	429.36	2,441,296	5,519,690	126.10
CANADA	153	1,792	1,071.24	38,804	354,982	814.81
BOLIVIA	20,000	0	-100.00	20,000	0	-100.00
UNITED KINGDOM	58,804	52,141	-11.33	7,272,192	7,364,256	1.27
NETHERLANDS	18,739	10,186	-45.64	634,134	441,849	-30.32
FRANCE	904	2,741	203.21	302,800	143,173	-52.72
GERMANY, FED. REP. OF	56,175	6,086	-89.17	561,637	229,908	-59.06
BELGIUM	688	489	-28.92	15,486	105,705	582.58
SWITZERLAND	3,661	4,384	19.75	253,718	132,757	-47.68
LUXEMBOURG	45	0	-100.00	5,500	0	-100.00
DENMARK	34	0	-100.00	6,000	0	-100.00
SWEDEN	2,100	0	-100.00	20,000	0	-100.00
IRELAND	373	10	-97.32	30,655	4,769	-84.44
ITALY	448	808	80.36	22,438	19,974	-10.98
SPAIN	123,565	1,591	-98.71	1,849,143	953,699	-48.42
PORTUGAL	4,000	1	-99.98	5,000	119	-97.62
GREECE	76	0	-100.00	2,300	0	-100.00
BULGARIA	750	0	-100.00	15,000	0	-100.00
RUSSIA FEDERATION	6,500	164	-97.48	45,000	6,817	-84.85
<b>-KAPAL LAUT DAN SEJENISNYA</b>	<b>127,554,655</b>	<b>158,331,313</b>	<b>24.13</b>	<b>206,451,796</b>	<b>516,773,341</b>	<b>150.31</b>
JAPAN	179	115	-35.75	3,222	2,176	-32.46
HONG KONG	13,818	0	-100.00	9,762	0	-100.00
TAIWAN	0	3,338	-	0	651	-
CHINA	0	14,161,060	-	0	243,807,500	-
THAILAND	1,536,488	3,171,351	106.40	10,065,186	3,808,073	-62.17
SINGAPORE	100,392,868	115,016,468	14.57	150,863,308	204,009,592	35.23
PHILIPPINES	0	40	-	0	250	-
MALAYSIA	7,283,531	2,265,767	-68.89	29,876,482	11,169,380	-62.61
BRUNEI DARUSSALAM	0	78,816	-	0	55,473	-
VIET NAM	9,829,000	4,934,362	-49.80	4,000,000	4,013,121	0.33
MALDIVES	0	90,560	-	0	66,934	-
INDIA	124,000	1,582,000	1,175.81	4,638,000	1,472,246	-68.26
SRI LANKA	0	2,752,000	-	0	8,619,048	-
YEMEN	19,500	0	-100.00	22,991	0	-100.00
UNITED ARAB EMIRATES	619,276	1,217,892	96.66	343,982	1,635,451	375.45
BAHRAIN	0	516,000	-	0	571,361	-
NIGERIA	0	3,053,600	-	0	5,255,471	-
SOUTH AFRICA	0	482	-	0	12,650	-
AUSTRALIA	7,184,000	4,627,156	-35.59	5,227,795	5,732,399	9.65
NEW ZEALAND	549,000	0	-100.00	1,200,000	0	-100.00
FIJI	0	4,227,000	-	0	25,006,713	-
EAST TIMOR	0	2,956	-	0	58,143	-
UNITED STATES	0	450	-	0	31,000	-
TRINIDAD AND TOBAGO	0	625,000	-	0	1,428,006	-
UNITED KINGDOM	30	3,357	11,090.00	10	8,674	86,640.00
FRANCE	2,965	92	-96.90	201,058	7,000	-96.52
GERMANY, FED. REP. OF	0	423	-	0	793	-
DENMARK	0	960	-	0	800	-
CROATIA	0	68	-	0	436	-
<b>-PERLENGKAPAN OLAHRAGA D</b>	<b>8,105,705</b>	<b>7,178,316</b>	<b>-11.44</b>	<b>76,547,907</b>	<b>66,117,780</b>	<b>-13.63</b>
JAPAN	488,430	465,646	-4.66	10,461,048	7,080,674	-32.31
HONG KONG	34,479	94,437	173.90	309,675	1,086,731	250.93
KOREA, REPUBLIC OF	97,771	128,553	31.48	635,189	711,191	11.97
TAIWAN	28,591	29,301	2.48	97,784	45,178	-53.80
CHINA	295,124	258,609	-12.37	2,513,508	2,186,476	-13.01
PAPUA NEW GUINEA	884	7	-99.21	5,092	105	-97.94
THAILAND	16,417	16,937	3.17	74,987	84,054	12.09
SINGAPORE	69,557	251,695	261.85	3,438,436	2,598,874	-24.42
PHILIPPINES	96,169	20,343	-78.85	238,929	66,658	-72.10
MALAYSIA	223,706	126,920	-43.26	1,561,585	1,019,090	-34.74
CAMBODIA	1,371	0	-100.00	56,754	0	-100.00

TABEL 5. PERKEMBANGAN EKSPOR INDONESIA MENURUT KOMODITI DAN NEGARA TUJUAN

JENIS BARANG	BERAT BERSIH (KG)		PERUB	NILAI FOB (US \$)		PERUB
	JAN-APR 2008	JAN-APR 2009	%	JAN-APR 2008	JAN-APR 2009	%
(1)	(2)	(3)	(4)	(5)	(6)	(7)
BRUNEI DARUSSALAM	7,300	1,625	-77.74	18,852	4,408	-76.62
VIET NAM	12,929	1,254	-90.30	143,170	11,001	-92.32
MALDIVES	512	128	-75.00	2,018	572	-71.66
INDIA	36,374	41,018	12.77	250,718	403,342	60.87
PAKISTAN	68,156	39,474	-42.08	203,822	128,844	-36.79
SRI LANKA	73,117	30,846	-57.81	70,455	40,680	-42.26
IRAN (ISLAMIC REPUBLIC OF)	1,070	9,331	772.06	2,400	49,350	1,956.25
SAUDI ARABIA	50,025	96,303	92.51	152,886	239,842	56.88
ISRAEL	2,663	11,505	332.03	30,673	74,376	142.48
KUWAIT	0	7,231	-	0	38,416	-
JORDAN	42,353	21,437	-49.38	100,250	87,853	-12.37
LEBANON	8,615	19,356	124.68	16,504	54,708	231.48
YEMEN	683	0	-100.00	1,920	0	-100.00
OMAN	300	0	-100.00	639	0	-100.00
TURKEY	14,109	8	-99.94	188,470	9	-100.00
UNITED ARAB EMIRATES	110,245	88,089	-20.10	874,551	479,719	-45.15
EGYPT	13,154	9,531	-27.54	95,901	70,920	-26.05
MOROCCO	2,357	4,383	85.96	13,159	39,416	199.54
ALGERIA	48,486	9,746	-79.90	115,634	28,443	-75.40
SUDAN	17,185	12,526	-27.11	68,187	55,262	-18.96
MADAGASCAR	0	2,760	-	0	960	-
KENYA	1,089	0	-100.00	22,460	0	-100.00
REUNION	0	826	-	0	7,310	-
ANGOLA	0	6,328	-	0	3,654	-
NIGERIA	4,876	27,010	453.94	23,681	140,200	492.04
BENIN	11,514	0	-100.00	68,695	0	-100.00
SOUTH AFRICA	4,023	20,249	403.33	60,526	98,168	62.19
MAURITIUS	234	0	-100.00	5,180	0	-100.00
AUSTRALIA	218,282	346,186	58.60	1,463,119	2,314,218	58.17
NEW ZEALAND	23,270	25,810	10.92	147,876	179,641	21.48
FIJI	539	0	-100.00	3,163	0	-100.00
EAST TIMOR	1,580	14,618	825.19	1,802	16,397	809.93
UNITED STATES	2,106,571	1,973,680	-6.31	19,257,519	18,331,911	-4.81
CANADA	79,201	98,340	24.17	586,461	1,008,347	71.94
MEXICO	229,966	200,242	-12.93	1,909,497	1,762,953	-7.67
PANAMA	2,948	22,573	665.71	29,349	179,331	511.03
CHILE	20,203	24,105	19.31	61,251	252,465	312.18
VENEZUELA	57,744	46,470	-19.52	480,427	454,792	-5.34
ARGENTINA	57,431	64,935	13.07	443,649	583,585	31.54
BRAZIL	447,946	303,457	-32.26	3,272,905	2,839,267	-13.25
COLOMBIA	11,659	25,623	119.77	97,799	242,835	148.30
URUGUAY	1,021	0	-100.00	4,956	0	-100.00
PARAGUAY	3,341	0	-100.00	21,600	0	-100.00
PERU	2,981	13,085	338.95	22,383	94,878	323.88
HAITI	0	4,327	-	0	12,508	-
FRENCH POLYNESIA	1,022	257	-74.85	15,216	273	-98.21
NETHERLANDS ANTILLES	0	343	-	0	27,687	-
UNITED KINGDOM	658,101	526,458	-20.00	5,836,874	4,513,782	-22.67
NETHERLANDS	323,571	268,479	-17.03	2,391,853	2,669,672	11.62
FRANCE	407,005	345,579	-15.09	3,097,377	3,145,935	1.57
GERMANY, FED. REP. OF	310,237	344,720	11.12	3,802,641	4,004,753	5.32
AUSTRIA	42,768	23,057	-46.09	556,040	311,176	-44.04
BELGIUM	135,200	67,295	-50.23	1,575,729	938,349	-40.45
SWITZERLAND	46,698	18,791	-59.76	282,504	209,131	-25.97
DENMARK	65,029	76,218	17.21	808,273	681,757	-15.65
NORWAY	12,201	7,657	-37.24	97,136	78,656	-19.02
SWEDEN	157,482	77,416	-50.84	1,253,013	502,275	-59.91
FINLAND	615	7,241	1,077.40	45,701	150,983	230.37
IRELAND	7,396	6,167	-16.62	81,559	19,687	-75.86
ITALY	199,622	101,987	-48.91	1,772,249	968,676	-45.34
SPAIN	121,625	46,977	-61.38	1,231,621	450,993	-63.38
PORTUGAL	17,335	10,360	-40.24	244,739	149,707	-38.83
ICELAND	3,308	1,364	-58.77	48,200	15,813	-67.19
GREECE	68,558	46,943	-31.53	626,962	367,175	-41.44
HUNGARY	32,591	5,519	-83.07	195,110	88,396	-54.69
POLAND	64,520	34,994	-45.76	525,573	365,241	-30.51
ROMANIA	0	504	-	0	4,335	-
YUGOSLAVIA	5,601	0	-100.00	16,499	0	-100.00
BELARUS	7,339	0	-100.00	23,207	0	-100.00
KAZAKHSTAN	2,434	3,011	23.71	26,590	31,260	17.56
UKRAINE	14,660	0	-100.00	134,639	0	-100.00
LITHUANIA	0	64	-	0	1,505	-
LATVIA	16	8	-50.00	400	333	-16.75
CROATIA	9,961	17,933	80.03	25,154	53,355	112.11
MALTA	0	184	-	0	2,600	-
SLOVAKIA	3,926	1,161	-70.43	69,371	9,362	-86.50
SLOVENIA	4,088	8,877	117.15	11,325	54,599	382.11
CZECH REPUBLIC	142,426	89,668	-37.04	1,093,774	893,384	-18.32

TABEL 5. PERKEMBANGAN EKSPOR INDONESIA MENURUT KOMODITI DAN NEGARA TUJUAN

JENIS BARANG	BERAT BERSIH (KG)		PERUB	NILAI FOB (US \$)		PERUB
	JAN-APR 2008	JAN-APR 2009	%	JAN-APR 2008	JAN-APR 2009	%
(1)	(2)	(3)	(4)	(5)	(6)	(7)
RUSSIA FEDERATION	91,819	22,221	-75.80	931,084	197,318	-78.81
<b>-PENA DAN PENSIL</b>	<b>3,136,095</b>	<b>2,572,376</b>	<b>-17.98</b>	<b>22,323,641</b>	<b>21,264,534</b>	<b>-4.74</b>
JAPAN	108,769	44,077	-59.48	996,615	553,412	-44.47
HONG KONG	25,906	21,297	-17.79	253,372	205,102	-19.05
KOREA, REPUBLIC OF	15,585	13,872	-10.99	175,527	136,201	-22.40
TAIWAN	15,904	10,150	-36.18	110,835	105,433	-4.87
CHINA	8,613	13,453	56.19	102,653	123,438	20.25
THAILAND	99,182	87,896	-11.38	916,344	734,759	-19.82
SINGAPORE	42,497	28,024	-34.06	375,932	280,758	-25.32
PHILIPPINES	51,174	123,063	140.48	329,899	1,105,358	235.06
MALAYSIA	69,261	105,251	51.96	683,221	1,083,871	58.64
MYANMAR (FORM. BURMA)	12,399	0	-100.00	33,360	0	-100.00
CAMBODIA	95	0	-100.00	606	0	-100.00
BRUNEI DARUSSALAM	187	380	103.21	231	2,725	1,079.65
VIET NAM	1,650	12,016	628.24	20,968	82,276	292.39
MALDIVES	3,596	0	-100.00	7,220	0	-100.00
INDIA	1,479	2,844	92.29	20,735	30,127	45.30
PAKISTAN	0	4,160	-	0	33,338	-
BANGLADESH	20,066	37,143	85.10	183,435	320,306	74.62
IRAN (ISLAMIC REPUBLIC OF)	41,829	23,376	-44.12	254,187	209,705	-17.50
SAUDI ARABIA	48,722	37,517	-23.00	392,631	301,406	-23.23
KUWAIT	15,107	14,469	-4.22	158,959	170,333	7.16
JORDAN	0	264	-	0	1,340	-
LEBANON	18,126	2,465	-86.40	139,067	16,023	-88.48
OMAN	5,549	13,740	147.61	55,937	148,411	165.32
SYRIA ARAB REPUBLIC	76	22,004	28,852.63	605	132,724	21,837.85
TURKEY	28,677	67,607	135.75	205,744	454,488	120.90
UNITED ARAB EMIRATES	41,226	36,728	-10.91	352,951	371,258	5.19
QATAR	7,532	6,697	-11.09	85,028	60,780	-28.52
BAHRAIN	1,576	883	-43.97	15,896	9,973	-37.26
EGYPT	100,924	0	-100.00	762,835	0	-100.00
LIBYAN ARAB JAMAHIRIYA	0	658	-	0	2,680	-
MOROCCO	8,125	21,500	164.62	73,190	205,070	180.19
ALGERIA	288	2,179	656.60	1,340	10,717	699.78
SUDAN	0	56	-	0	1,100	-
TOGO	0	38,500	-	0	17,504	-
SOUTH AFRICA	18,674	283	-98.48	55,828	4,093	-92.67
AUSTRALIA	120,160	70,246	-41.54	659,276	503,037	-23.70
NEW ZEALAND	7,949	7,179	-9.69	72,924	70,371	-3.50
FIJI	381	0	-100.00	3,409	0	-100.00
EAST TIMOR	8,834	20,273	129.49	6,740	24,856	268.78
UNITED STATES	1,213,023	855,329	-29.49	7,355,555	6,963,621	-5.33
CANADA	9,979	10,409	4.31	174,602	209,515	20.00
MEXICO	292,966	269,042	-8.17	2,078,144	1,973,847	-5.02
CHILE	864	0	-100.00	13,027	0	-100.00
ARGENTINA	2,855	0	-100.00	31,296	0	-100.00
COLOMBIA	86,097	120,267	39.69	538,929	969,813	79.95
ECUADOR	0	6,913	-	0	60,205	-
PUERTO RICO	0	462	-	0	3,384	-
FRENCH POLYNESIA	73	0	-100.00	280	0	-100.00
UNITED KINGDOM	86,432	27,258	-68.46	754,910	245,557	-67.47
NETHERLANDS	167,996	110,175	-34.42	1,057,864	780,893	-26.18
FRANCE	34,997	8,831	-74.77	238,791	57,532	-75.91
GERMANY, FED. REP. OF	161,181	151,003	-6.31	1,239,293	1,076,475	-13.14
DENMARK	1,194	0	-100.00	8,670	0	-100.00
NORWAY	3,968	1,591	-59.90	38,758	21,840	-43.65
SWEDEN	30,846	33,935	10.01	348,350	385,417	10.64
FINLAND	943	719	-23.75	11,703	11,313	-3.33
IRELAND	22,691	21,543	-5.06	238,759	242,499	1.57
ITALY	25,020	30,026	20.01	288,070	373,454	29.64
SPAIN	31,134	8,213	-73.62	256,338	84,393	-67.08
PORTUGAL	0	4,503	-	0	20,718	-
HUNGARY	0	5,692	-	0	109,962	-
POLAND	22	0	-100.00	79	0	-100.00
KAZAKHSTAN	173	0	-100.00	804	0	-100.00
CZECH REPUBLIC	13,523	16,215	19.91	141,919	161,123	13.53
<b>-BATU SEMI PERMATA</b>	<b>21,635</b>	<b>4,124</b>	<b>-80.94</b>	<b>64,592</b>	<b>210,128</b>	<b>225.32</b>
JAPAN	170	29	-82.94	22,916	31,541	37.64
TAIWAN	20,000	0	-100.00	10,000	0	-100.00
SINGAPORE	10	3	-70.00	1,685	468	-72.23
MALAYSIA	200	1,200	500.00	26,290	156,540	495.44
SOUTH AFRICA	127	0	-100.00	353	0	-100.00
UNITED STATES	0	2,726	-	0	17,018	-
CANADA	0	13	-	0	170	-
BRAZIL	0	21	-	0	14	-
FRANCE	64	0	-100.00	135	0	-100.00

TABEL 5. PERKEMBANGAN EKSPOR INDONESIA MENURUT KOMODITI DAN NEGARA TUJUAN

JENIS BARANG	BERAT BERSIH (KG)		PERUB	NILAI FOB (US \$)		PERUB
	JAN-APR 2008	JAN-APR 2009	%	JAN-APR 2008	JAN-APR 2009	%
(1)	(2)	(3)	(4)	(5)	(6)	(7)
ITALY	0	132	-	0	4,377	-
GREECE	417	0	-100.00	2,415	0	-100.00
HUNGARY	647	0	-100.00	798	0	-100.00
<b>-KOPER, TAS, DOMPET PLASTIK</b>	<b>2,402,971</b>	<b>2,319,191</b>	<b>-3.49</b>	<b>17,025,789</b>	<b>15,219,397</b>	<b>-10.61</b>
JAPAN	396,565	296,481	-25.24	2,297,198	2,165,780	-5.72
HONG KONG	25,610	29,925	16.85	420,154	291,613	-30.59
KOREA, REPUBLIC OF	8,131	25,440	212.88	70,873	138,213	95.02
TAIWAN	3,910	6,689	71.07	15,025	27,005	79.73
CHINA	95,186	17,439	-81.68	578,205	289,344	-49.96
PAPUA NEW GUINEA	702	0	-100.00	2,921	0	-100.00
THAILAND	32,804	15,679	-52.20	81,402	114,846	41.08
SINGAPORE	32,854	49,196	49.74	527,922	422,944	-19.89
PHILIPPINES	20,389	10,331	-49.33	282,669	164,668	-41.75
MALAYSIA	26,848	11,666	-56.55	167,610	97,688	-41.72
BRUNEI DARUSSALAM	655	1,077	64.43	1,111	13,555	1,120.07
VIET NAM	186	450	141.94	364	3,556	876.92
MALDIVES	490	131	-73.27	3,146	903	-71.30
INDIA	21,832	24,536	12.39	106,895	135,625	26.88
PAKISTAN	0	8,680	-	0	45,976	-
BANGLADESH	15,778	11,514	-27.02	42,093	28,424	-32.47
SRI LANKA	7,761	4,224	-45.57	12,492	9,576	-23.34
IRAN (ISLAMIC REPUBLIC OF)	1,129	126	-88.84	487	412	-15.40
SAUDI ARABIA	14,789	24,966	68.81	73,994	70,282	-5.02
ISRAEL	5	0	-100.00	74	0	-100.00
KUWAIT	622	198	-68.17	9,734	5,505	-43.45
JORDAN	1,060	0	-100.00	9,185	0	-100.00
LEBANON	787	0	-100.00	5,167	0	-100.00
OMAN	0	34	-	0	115	-
SYRIA ARAB REPUBLIC	17	0	-100.00	96	0	-100.00
TURKEY	96	0	-100.00	1,412	0	-100.00
UNITED ARAB EMIRATES	158,229	180,847	14.29	716,090	856,339	19.59
QATAR	799	0	-100.00	47	0	-100.00
BAHRAIN	593	0	-100.00	3,692	0	-100.00
CYPRUS	0	1,643	-	0	4,613	-
MOROCCO	0	7,483	-	0	132,447	-
TUNISIA	0	645	-	0	11,487	-
NAMIBIA	32	1,334	4,068.75	292	923	216.10
TANZANIA, UNITED REPUBLIC O	31	0	-100.00	265	0	-100.00
MADAGASCAR	466	204	-56.22	1,147	1,762	53.62
KENYA	154	1,437	833.12	1,106	11,735	961.03
REUNION	2,032	1,180	-41.93	3,960	3,247	-18.01
MOZAMBIQUE	73	0	-100.00	485	0	-100.00
GHANA	0	3,138	-	0	11,870	-
ANGOLA	0	28	-	0	32	-
GABON	14	0	-100.00	12	0	-100.00
SEYCHELLES	71	88	23.94	1,821	3,000	64.74
SOUTH AFRICA	17,331	30,222	74.38	44,337	70,640	59.33
MAURITIUS	1,227	105	-91.44	8,312	2,907	-65.03
VIRGIN ISLANDS (BRITISH)	13	144	1,007.69	84	557	563.10
AUSTRALIA	28,528	50,450	76.84	183,374	275,681	50.34
NEW ZEALAND	4,287	4,646	8.37	26,709	8,419	-68.48
GUAM	138	0	-100.00	1,081	0	-100.00
PALAU	12	0	-100.00	75	0	-100.00
NEW CALEDONIA	2,255	1,807	-19.87	16,179	7,521	-53.51
VANUATU	183	0	-100.00	196	0	-100.00
WALLIS AND FUTUNA ISLANDS	3,952	0	-100.00	5,263	0	-100.00
COOK ISLANDS	2,111	0	-100.00	26,550	0	-100.00
FIJI	1,147	72	-93.72	6,139	520	-91.53
EAST TIMOR	447	16,187	3,521.25	232	16,720	7,106.90
UNITED STATES	418,936	546,073	30.35	4,443,267	4,325,328	-2.65
CANADA	32,254	21,279	-34.03	94,466	120,254	27.30
MEXICO	11,279	16,964	50.40	51,264	113,239	120.89
PANAMA	16,629	11,959	-28.08	32,297	34,716	7.49
CHILE	2,378	904	-61.98	4,888	1,604	-67.18
VENEZUELA	0	107	-	0	390	-
ARGENTINA	5,097	10,912	114.09	10,162	21,693	113.47
BRAZIL	22,568	27,964	23.91	43,523	75,353	73.13
COLOMBIA	0	1	-	0	45	-
URUGUAY	1,125	748	-33.51	2,320	1,873	-19.27
PARAGUAY	1	3	200.00	5	1	-80.00
ECUADOR	3,075	3,988	29.69	5,651	8,934	58.10
TRINIDAD AND TOBAGO	0	1,505	-	0	1,810	-
PUERTO RICO	4,340	287	-93.39	16,108	2,096	-86.99
DOMINICAN REPUBLIC	181	12	-93.37	200	125	-37.50
COSTA RICA	329	1	-99.70	907	15	-98.35
BARBADOS	206	0	-100.00	297	0	-100.00
BERMUDA	374	986	163.64	1,678	3,251	93.74

TABEL 5. PERKEMBANGAN EKSPOR INDONESIA MENURUT KOMODITI DAN NEGARA TUJUAN

JENIS BARANG	BERAT BERSIH (KG)		PERUB	NILAI FOB (US \$)		PERUB
	JAN-APR 2008	JAN-APR 2009	%	JAN-APR 2008	JAN-APR 2009	%
(1)	(2)	(3)	(4)	(5)	(6)	(7)
FRENCH POLYNESIA	3,742	309	-91.74	11,515	4,820	-58.14
MARTINIQUE	1,417	1,374	-3.03	1,487	4,150	179.09
NETHERLANDS ANTILLES	171	316	84.80	2,628	4,694	78.61
TURKS AND CAICOS ISLANDS	700	0	-100.00	1,158	0	-100.00
GUADELOUPE	23	428	1,760.87	39	784	1,910.26
UNITED KINGDOM	112,422	120,529	7.21	619,369	617,151	-0.36
NETHERLANDS	114,348	76,672	-32.95	1,858,190	1,128,387	-39.27
FRANCE	28,105	30,426	8.26	141,297	158,501	12.18
GERMANY, FED. REP. OF	174,089	112,402	-35.43	866,492	697,034	-19.56
AUSTRIA	52	5,738	10,934.62	709	46,121	6,405.08
BELGIUM	125,991	307,655	144.19	528,557	1,037,190	96.23
SWITZERLAND	67,510	5,550	-91.78	407,420	21,060	-94.83
DENMARK	285	1,901	567.02	1,948	11,840	507.80
NORWAY	1,955	1,710	-12.53	28,389	22,911	-19.30
SWEDEN	2,052	3,775	83.97	30,598	10,817	-64.65
FINLAND	6,815	0	-100.00	23,972	0	-100.00
IRELAND	2,420	304	-87.44	4,388	2,844	-35.19
ITALY	187,736	111,665	-40.52	1,418,123	953,393	-32.77
SPAIN	89,410	43,855	-50.95	442,062	265,252	-40.00
PORTUGAL	1,294	543	-58.04	5,169	3,204	-38.02
GREECE	12,490	7,333	-41.29	62,038	44,400	-28.43
HUNGARY	80	52	-35.00	55	244	343.64
POLAND	4,512	824	-81.74	37,871	12,018	-68.27
ROMANIA	0	1	-	0	21	-
YUGOSLAVIA	2,263	1	-99.96	103	1	-99.03
LATVIA	9,874	0	-100.00	52,250	0	-100.00
ESTONIA	266	0	-100.00	398	0	-100.00
CROATIA	1,249	141	-88.71	3,351	598	-82.15
SLOVENIA	0	934	-	0	1,785	-
CZECH REPUBLIC	28	151	439.29	66	729	1,004.55
RUSSIA FEDERATION	569	467	-17.93	11,437	12,271	7.29
<b>-BARANG DARI LOGAM MULIA</b>	<b>104,555</b>	<b>110,298</b>	<b>5.49</b>	<b>51,583,992</b>	<b>141,417,967</b>	<b>174.15</b>
JAPAN	883	10,975	1,142.92	316,719	4,278,983	1,251.03
HONG KONG	3,886	1,993	-48.71	5,219,271	14,472,795	177.30
KOREA, REPUBLIC OF	296	337	13.85	74,631	157,248	110.70
TAIWAN	27	7	-74.07	6,145	938	-84.74
CHINA	36	48	33.33	2,913	9,650	231.27
THAILAND	1,102	468	-57.53	746,954	316,711	-57.60
SINGAPORE	57,916	53,065	-8.38	7,808,357	64,770,990	729.51
PHILIPPINES	1	0	-100.00	9,961	0	-100.00
MALAYSIA	87	26	-70.11	4,828	709,204	14,589.40
MALDIVES	80	78	-2.50	1,625	53,676	3,203.14
TURKEY	1,153	569	-50.65	372,135	183,353	-50.73
UNITED ARAB EMIRATES	721	439	-39.11	15,590,030	9,069,930	-41.82
BAHRAIN	1	1	0.00	50	54	8.00
CYPRUS	0	8	-	0	9,329	-
MADAGASCAR	0	5	-	0	5,412	-
KENYA	0	337	-	0	2,754	-
REUNION	61	362	493.44	419	469	11.93
SEYCHELLES	0	10	-	0	11	-
SWAZILAND	1	0	-100.00	1,077	0	-100.00
SOUTH AFRICA	0	115	-	0	144	-
AUSTRALIA	1,962	5,937	202.60	174,051	27,727,173	15,830.49
NEW ZEALAND	9	49	444.44	12,871	7,859	-38.94
NEW CALEDONIA	83	0	-100.00	3,614	0	-100.00
SAINT VINCENT AND THE GREN.	4	0	-100.00	15	0	-100.00
EAST TIMOR	0	183	-	0	4,483,500	-
UNITED STATES	13,920	12,478	-10.36	14,108,078	10,346,911	-26.66
CANADA	743	1,166	56.93	99,068	195,550	97.39
MEXICO	32	68	112.50	1,161	316	-72.78
CHILE	0	8	-	0	90	-
BRAZIL	32	93	190.63	3,429	20	-99.42
PUERTO RICO	63	33	-47.62	46,399	1,714	-96.31
COSTA RICA	23	65	182.61	300	75	-75.00
BERMUDA	0	475	-	0	1,445	-
CAYMAN ISLANDS	27	12	-55.56	1,732	695	-59.87
MARTINIQUE	0	1,214	-	0	1,821	-
GUADELOUPE	0	9	-	0	16	-
UNITED KINGDOM	2,365	2,389	1.01	371,899	557,159	49.81
NETHERLANDS	7,310	6,623	-9.40	399,508	686,683	71.88
FRANCE	737	737	0.00	35,466	15,290	-56.89
GERMANY, FED. REP. OF	2,860	5,277	84.51	1,672,851	597,896	-64.26
AUSTRIA	4	4	0.00	5,908	2,553	-56.79
BELGIUM	120	163	35.83	15,435	7,128	-53.82
SWITZERLAND	162	141	-12.96	276,147	120,909	-56.22
DENMARK	89	96	7.87	256,184	304,670	18.93
NORWAY	391	125	-68.03	96,699	88,843	-8.12



TABEL 5. PERKEMBANGAN EKSPOR INDONESIA MENURUT KOMODITI DAN NEGARA TUJUAN

JENIS BARANG	BERAT BERSIH (KG)		PERUB %	NILAI FOB (US \$)		PERUB %
	JAN-APR 2008	JAN-APR 2009		JAN-APR 2008	JAN-APR 2009	
(1)	(2)	(3)	(4)	(5)	(6)	(7)
SWEDEN	0	6	-	0	18,187	-
FINLAND	0	13	-	0	8,920	-
IRELAND	0	49	-	0	1,061	-
ITALY	5,874	3,297	-43.87	3,695,030	2,160,309	-41.53
SPAIN	1,148	102	-91.11	117,482	2,944	-97.49
PORTUGAL	2	14	600.00	2,069	14,614	606.33
ICELAND	14	4	-71.43	20,648	7,920	-61.64
GREECE	265	0	-100.00	7,916	0	-100.00
POLAND	10	0	-100.00	9	0	-100.00
CZECH REPUBLIC	55	11	-80.00	4,908	13,379	172.60
RUSSIA FEDERATION	0	614	-	0	666	-
<b>-PETI KEMAS</b>	<b>10,190,322</b>	<b>365,463</b>	<b>-96.41</b>	<b>11,064,408</b>	<b>1,770,597</b>	<b>-84.00</b>
JAPAN	82,222	77,824	-5.35	184,792	131,310	-28.94
TAIWAN	0	11,354	-	0	2,215	-
THAILAND	48,059	34,341	-28.54	39,061	3,150	-91.94
SINGAPORE	654,398	101,395	-84.51	306,094	413,552	35.11
MALAYSIA	15,847	8,736	-44.87	29,939	5,637	-81.17
INDIA	67,858	6,637	-90.22	430,000	156,075	-63.70
NIGERIA	3,500	0	-100.00	2,000	0	-100.00
MAURITANIA	0	83,000	-	0	974,126	-
AUSTRALIA	12,000	0	-100.00	118,022	0	-100.00
NEW ZEALAND	3,490	0	-100.00	50,000	0	-100.00
UNITED STATES	6,478,500	42,000	-99.35	6,804,000	82,650	-98.79
BERMUDA	2,200,000	0	-100.00	2,250,000	0	-100.00
UNITED KINGDOM	0	176	-	0	1,882	-
GERMANY, FED. REP. OF	600,950	0	-100.00	833,500	0	-100.00
PORTUGAL	23,498	0	-100.00	17,000	0	-100.00
<b>-KOMPUTER DAN BAGIANNYA</b>	<b>11,108,355</b>	<b>13,157,786</b>	<b>18.45</b>	<b>248,043,282</b>	<b>312,071,763</b>	<b>25.81</b>
JAPAN	865,723	603,793	-30.26	57,043,625	19,884,430	-65.14
HONG KONG	380,451	1,390,041	265.37	3,792,849	12,494,691	229.43
KOREA, REPUBLIC OF	121,563	89,075	-26.73	1,370,614	848,526	-38.09
TAIWAN	112,153	109,064	-2.75	1,390,602	2,583,168	85.76
CHINA	2,478,219	1,161,931	-53.11	54,202,151	47,050,000	-13.20
THAILAND	319,658	302,890	-5.25	9,364,436	7,476,592	-20.16
SINGAPORE	2,328,098	2,577,409	10.71	59,564,127	63,938,253	7.34
PHILIPPINES	177,120	380,893	115.05	2,541,017	8,237,356	224.18
MALAYSIA	501,455	393,099	-21.61	4,416,058	9,377,192	112.34
BRUNEI DARUSSALAM	130	110	-15.38	6,750	4,086	-39.47
NEPAL	1,767	3,887	119.98	47,502	89,723	88.88
VIET NAM	56,375	158,050	180.35	574,411	2,644,371	360.36
MALDIVES	1,951	0	-100.00	2,785	0	-100.00
INDIA	250,377	932,420	272.41	2,984,064	11,827,428	296.35
PAKISTAN	0	19,641	-	0	355,143	-
BANGLADESH	0	10,184	-	0	209,077	-
SRI LANKA	0	2,810	-	0	65,780	-
IRAN (ISLAMIC REPUBLIC OF)	630	111,322	17,570.16	61,790	5,527,782	8,846.08
SAUDI ARABIA	75	18,432	24,476.00	7	557,078	7,958,157.14
ISRAEL	238	5,159	2,067.65	8,378	163,395	1,850.29
KUWAIT	3	0	-100.00	60	0	-100.00
LEBANON	0	24,477	-	0	625,542	-
YEMEN	100	3,888	3,788.00	21,893	86,009	292.86
SYRIA ARAB REPUBLIC	0	6,230	-	0	157,260	-
TURKEY	1	89,598	8,959,700.00	6	2,151,868	35,864,366.67
UNITED ARAB EMIRATES	382,994	1,018,394	165.90	3,757,706	22,671,808	503.34
EGYPT	0	37,574	-	0	596,750	-
LIBYAN ARAB JAMAHIRIYA	0	84,977	-	0	788,424	-
MOROCCO	0	15,907	-	0	66,433	-
TUNISIA	0	13,032	-	0	365,293	-
ALGERIA	605	41,070	6,688.43	21,887	857,276	3,816.83
SUDAN	8,670	41,462	378.22	23,500	231,325	884.36
GHANA	0	3,069	-	0	103,224	-
GUINEA	0	2,033	-	0	3,240	-
ANGOLA	0	105	-	0	61	-
NIGERIA	2,617	5,987	128.77	16,277	96,874	495.16
SIERRA LEONE	0	210	-	0	5,511	-
SEYCHELLES	6	0	-100.00	171	0	-100.00
SOUTH AFRICA	44,800	127,943	185.59	56,975	3,225,838	5,561.85
AUSTRALIA	49,821	345,679	593.84	1,608,597	9,270,353	476.30
NEW ZEALAND	283	39,531	13,868.55	13,198	1,052,747	7,876.56
EAST TIMOR	10,264	253,870	2,373.40	61,022	214,166	250.97
UNITED STATES	883,116	926,570	4.92	16,894,853	30,393,964	79.90
CANADA	558	16,592	2,873.48	50,117	554,954	1,007.32
MEXICO	74,539	98,531	32.19	1,001,827	2,538,761	153.41
CUBA	740	0	-100.00	66,995	0	-100.00
CHILE	26,503	10,622	-59.92	307,685	247,224	-19.65
VENEZUELA	0	14,925	-	0	382,287	-

TABEL 5. PERKEMBANGAN EKSPOR INDONESIA MENURUT KOMODITI DAN NEGARA TUJUAN

JENIS BARANG	BERAT BERSIH (KG)		PERUB	NILAI FOB (US \$)		PERUB
	JAN-APR 2008	JAN-APR 2009	%	JAN-APR 2008	JAN-APR 2009	%
(1)	(2)	(3)	(4)	(5)	(6)	(7)
ARGENTINA	0	37,015	-	0	903,697	-
BRAZIL	270,063	91,220	-66.22	1,640,755	892,926	-45.58
COLOMBIA	35,445	17,358	-51.03	454,627	226,183	-50.25
PERU	30,369	46,879	54.36	367,760	545,034	48.20
PUERTO RICO	4	0	-100.00	200	0	-100.00
BELIZE	85	0	-100.00	1,260	0	-100.00
UNITED KINGDOM	13,729	43,110	214.01	343,305	1,418,119	313.08
NETHERLANDS	1,369,575	984,152	-28.14	17,817,201	24,979,216	40.20
FRANCE	178	301	69.10	8,668	6,344	-26.81
GERMANY, FED. REP. OF	1,119	91,667	8,091.87	66,071	3,099,671	4,591.42
AUSTRIA	0	14,184	-	0	523,890	-
BELGIUM	5,590	1,265	-77.37	52,937	39,046	-26.24
SWITZERLAND	569	4	-99.30	90,281	129	-99.86
DENMARK	0	16	-	0	324	-
NORWAY	0	22	-	0	432	-
SWEDEN	180	28	-84.44	5,250	540	-89.71
FINLAND	277,530	31,217	-88.75	4,038,711	469,953	-88.36
IRELAND	18,295	40,177	119.61	1,738,810	2,065,883	18.81
ITALY	387	1,828	372.35	12,580	153,911	1,123.46
SPAIN	61	2,211	3,524.59	3,865	37,361	866.65
HUNGARY	3,161	4,730	49.64	92,646	107,087	15.59
POLAND	217	12,368	5,599.54	30,141	1,370,298	4,446.29
AZERBAIJAN	0	5,858	-	0	136,948	-
UKRAINE	0	8	-	0	129	-
UZBEKISTAN	0	2,172	-	0	48,528	-
SLOVAKIA	160	76,318	47,598.75	3,675	2,394,542	65,057.61
CZECH REPUBLIC	35	161,169	460,382.86	604	2,629,659	435,274.01
RUSSIA FEDERATION	0	23	-	0	650	-
<b>-KENDARAAN BERMOTOR ROD,</b>	<b>2,704,195</b>	<b>2,111,433</b>	<b>-21.92</b>	<b>22,468,867</b>	<b>16,787,809</b>	<b>-25.28</b>
JAPAN	37,860	9,147	-75.84	293,844	107,100	-63.55
HONG KONG	0	500	-	0	6,825	-
KOREA, REPUBLIC OF	389	150	-61.44	5,500	1,635	-70.27
CHINA	0	324	-	0	404	-
PAPUA NEW GUINEA	444	0	-100.00	425	0	-100.00
THAILAND	3,697	4,632	25.29	36,483	66,282	81.68
SINGAPORE	10,164	2,871	-71.75	127,736	226,847	77.59
PHILIPPINES	2,318,198	1,392,005	-39.95	18,829,006	10,549,529	-43.97
MALAYSIA	23,246	14,569	-37.33	792,858	112,088	-85.86
BRUNEI DARUSSALAM	0	1,815	-	0	14,400	-
VIET NAM	840	148	-82.38	6,566	1,887	-71.26
MALDIVES	0	15,726	-	0	97,864	-
INDIA	3,705	287	-92.25	28,966	4,761	-83.56
PAKISTAN	4,000	831	-79.22	25,254	8,106	-67.90
CYPRUS	0	135	-	0	818	-
TANZANIA, UNITED REPUBLIC O	1,429	0	-100.00	674	0	-100.00
TOGO	0	16,653	-	0	75,473	-
BURKINA FASO	17,280	17,280	0.00	122,400	122,832	0.35
GAMBIA	0	4,183	-	0	3,345	-
MAURITIUS	0	339	-	0	2,448	-
AUSTRALIA	5,933	8,562	44.31	31,472	39,964	26.98
NEW ZEALAND	9,123	15,680	71.87	77,552	168,672	117.50
COOK ISLANDS	0	240	-	0	1,898	-
EAST TIMOR	44,832	201,437	349.32	501,328	1,938,280	286.63
UNITED STATES	2,039	15,144	642.72	14,184	148,323	945.71
CANADA	3,009	63	-97.91	4,579	435	-90.50
MEXICO	240	0	-100.00	1,938	0	-100.00
HONDURAS	130	33,600	25,746.15	1,463	351,600	23,932.81
COLOMBIA	79,772	154,794	94.05	449,616	870,179	93.54
BOLIVIA	15,708	47,964	205.35	176,400	414,960	135.24
BERMUDA	2,880	2,880	0.00	26,160	27,048	3.39
NETHERLANDS ANTILLES	0	312	-	0	1,320	-
UNITED KINGDOM	6,287	528	-91.60	20,342	837	-95.89
NETHERLANDS	3,600	924	-74.33	9,137	6,678	-26.91
FRANCE	4,693	6,372	35.78	15,805	10,134	-35.88
GERMANY, FED. REP. OF	11,784	16,089	36.53	9,043	32,686	261.45
AUSTRIA	280	0	-100.00	839	0	-100.00
BELGIUM	13,798	7,239	-47.54	45,533	13,768	-69.76
SWITZERLAND	120	0	-100.00	1,210	0	-100.00
DENMARK	0	838	-	0	2,455	-
NORWAY	400	1,671	317.75	2,000	1,695	-15.25
FINLAND	573	7,553	1,218.15	6,127	12,778	108.55
IRELAND	0	200	-	0	972	-
ITALY	75,342	90,272	19.82	798,650	1,090,545	36.55
SPAIN	2,400	1,192	-50.33	5,777	1,916	-66.83
PORTUGAL	0	15,975	-	0	247,150	-
SLOVENIA	0	309	-	0	872	-

TABEL 5. PERKEMBANGAN EKSPOR INDONESIA MENURUT KOMODITI DAN NEGARA TUJUAN

JENIS BARANG	BERAT BERSIH (KG)		PERUB	NILAI FOB (US \$)		PERUB
	JAN-APR 2008	JAN-APR 2009	%	JAN-APR 2008	JAN-APR 2009	%
(1)	(2)	(3)	(4)	(5)	(6)	(7)
<b>-KENDARAAN BERMOTOR ROD,</b>	<b>66,680,285</b>	<b>35,345,132</b>	<b>-46.99</b>	<b>472,326,367</b>	<b>254,155,498</b>	<b>-46.19</b>
JAPAN	4,766,403	4,993,334	4.76	32,823,083	43,056,245	31.18
HONG KONG	4,200	0	-100.00	67,596	0	-100.00
TAIWAN	755,211	338,782	-55.14	4,496,000	2,292,543	-49.01
CHINA	0	2,500	-	0	11,772	-
PAPUA NEW GUINEA	2,000	0	-100.00	8,500	0	-100.00
THAILAND	4,663,705	1,501,920	-67.80	28,178,893	9,964,072	-64.64
SINGAPORE	858,641	466,407	-45.68	3,329,577	1,895,009	-43.09
PHILIPPINES	4,921,100	4,835,418	-1.74	29,107,757	33,525,669	15.18
MALAYSIA	9,739,293	4,618,430	-52.58	83,548,751	31,579,678	-62.20
MYANMAR (FORM. BURMA)	477,825	171,300	-64.15	2,395,668	1,539,600	-35.73
BRUNEI DARUSSALAM	612,640	381,808	-37.68	3,935,542	2,744,835	-30.26
NEPAL	11,865	0	-100.00	66,452	0	-100.00
VIET NAM	2,319,700	6,188	-99.73	12,783,214	72,041	-99.44
INDIA	0	10,379	-	0	90,248	-
PAKISTAN	350,806	241,200	-31.24	1,996,218	1,498,700	-24.92
BANGLADESH	60,655	85,470	40.91	368,135	555,194	50.81
SRI LANKA	179,105	20,605	-88.50	905,017	105,053	-88.39
SAUDI ARABIA	14,030,954	4,429,399	-68.43	93,772,237	34,383,399	-63.33
KUWAIT	599,132	277,496	-53.68	4,693,101	2,776,577	-40.84
JORDAN	74,354	35,691	-52.00	551,212	219,485	-60.18
LEBANON	584,176	814,241	39.38	4,141,996	5,426,105	31.00
YEMEN	197,809	279,304	41.20	1,154,943	1,379,699	19.46
OMAN	2,066,904	1,111,226	-46.24	18,671,688	10,651,121	-42.96
SYRIA ARAB REPUBLIC	220,688	314,817	42.65	1,571,010	2,009,893	27.94
UNITED ARAB EMIRATES	4,049,387	2,208,373	-45.46	50,886,371	23,007,546	-54.79
QATAR	274,317	333,673	21.64	2,454,245	3,186,063	29.82
BAHRAIN	390,326	163,989	-57.99	3,432,603	1,648,145	-51.99
EGYPT	1,220,410	1,374,399	12.62	7,309,753	10,052,591	37.52
LIBYAN ARAB JAMAHIRIYA	12,573	0	-100.00	86,642	0	-100.00
MOROCCO	144,950	78,050	-46.15	797,420	495,455	-37.87
ALGERIA	34,015	99,539	192.63	301,401	954,517	216.69
SUDAN	275,047	0	-100.00	3,258,124	0	-100.00
TANZANIA, UNITED REPUBLIC O	1,105,498	0	-100.00	2,694,578	0	-100.00
MADAGASCAR	38,981	27,114	-30.44	211,949	149,778	-29.33
KENYA	48,789	27,879	-42.86	260,008	158,940	-38.87
MOZAMBIQUE	30,365	25,346	-16.53	150,795	129,435	-14.16
GHANA	42,034	12,574	-70.09	182,620	90,140	-50.64
ANGOLA	181,320	289,906	59.89	1,042,497	1,763,444	69.16
CONGO	0	24,847	-	0	40,281	-
NIGERIA	478,860	144,718	-69.78	2,630,083	631,095	-76.00
GABON	41,436	13,650	-67.06	352,832	129,052	-63.42
SEYCHELLES	1,340	8,717	550.52	10,054	66,294	559.38
SOUTH AFRICA	5,025,378	2,571,522	-48.83	24,270,045	11,325,340	-53.34
MAURITIUS	28,782	8,475	-70.55	157,474	47,890	-69.59
AUSTRALIA	800,504	164,567	-79.44	10,656,115	947,021	-91.11
NEW ZEALAND	88,125	32,900	-62.67	562,125	227,460	-59.54
SAINT VINCENT AND THE GREN,	12,939	10,679	-17.47	73,742	65,271	-11.49
VANUATU	10,678	10,269	-3.83	27,294	67,808	148.44
FIJI	6,038	31,906	428.42	39,895	166,844	318.21
MARSHALL ISLANDS	3,455	0	-100.00	20,167	0	-100.00
SOLOMON ISLANDS	12,919	0	-100.00	29,888	0	-100.00
EAST TIMOR	146,367	1,054,656	620.56	1,358,397	3,166,427	133.10
UNITED STATES	103,995	86,809	-16.53	754,357	597,242	-20.83
CANADA	2,000	0	-100.00	7,000	0	-100.00
MEXICO	1,149,203	289,843	-74.78	6,401,433	1,559,989	-75.63
GUATEMALA	13,000	69,499	434.61	99,445	399,262	301.49
HONDURAS	31,911	41,400	29.74	171,681	245,251	42.85
NICARAGUA	60,866	42,100	-30.83	402,564	257,624	-36.00
PANAMA	142,409	203,382	42.82	792,241	1,280,310	61.61
SURINAME	5,867	0	-100.00	25,200	0	-100.00
CHILE	1,118,850	348,055	-68.89	6,388,824	1,942,428	-69.60
VENEZUELA	1,065,598	0	-100.00	8,902,969	0	-100.00
ARGENTINA	0	38,142	-	0	358,197	-
PARAGUAY	11,340	6,300	-44.44	100,071	62,480	-37.56
PERU	38,314	0	-100.00	329,398	0	-100.00
GUYANA	2,515	0	-100.00	15,166	0	-100.00
TRINIDAD AND TOBAGO	100,788	69,680	-30.86	651,809	495,240	-24.02
BAHAMAS	7,379	4,700	-36.31	41,544	28,784	-30.71
JAMAICA	38,264	36,402	-4.87	226,803	287,253	26.65
PUERTO RICO	54,524	39,547	-27.47	331,074	245,207	-25.94
DOMINICAN REPUBLIC	154,872	0	-100.00	1,402,114	0	-100.00
EL SALVADOR	0	12,121	-	0	75,301	-
COSTA RICA	149,457	0	-100.00	786,055	0	-100.00
HAITI	11,159	0	-100.00	74,767	0	-100.00
BARBADOS	73,319	41,392	-43.55	449,388	284,274	-36.74
ARUBA	19,975	13,980	-30.01	108,732	84,018	-22.73
BERMUDA	17,649	39,253	122.41	107,602	271,296	152.13

TABEL 5. PERKEMBANGAN EKSPOR INDONESIA MENURUT KOMODITI DAN NEGARA TUJUAN

JENIS BARANG	BERAT BERSIH (KG)		PERUB	NILAI FOB (US \$)		PERUB
	JAN-APR 2008	JAN-APR 2009	%	JAN-APR 2008	JAN-APR 2009	%
(1)	(2)	(3)	(4)	(5)	(6)	(7)
DOMINICA	29,046	35,250	21.36	177,036	199,855	12.89
FRENCH POLYNESIA	51,316	60,945	18.76	227,171	284,178	25.09
GRENADA	5,194	3,854	-25.80	32,706	26,736	-18.25
NETHERLANDS ANTILLES	6,929	5,360	-22.64	12,993	32,700	151.67
SAINT LUCIA	53,381	10,720	-79.92	329,461	78,160	-76.28
SAINT KITTS AND NEVIS	13,748	5,360	-61.01	82,226	39,080	-52.47
UNITED KINGDOM	16,310	2,597	-84.08	81,800	4,035	-95.07
NETHERLANDS	0	6,716	-	0	5,200	-
FRANCE	3,571	0	-100.00	49,802	0	-100.00
GERMANY, FED. REP. OF	42,854	30	-99.93	468,232	1,666	-99.64
AUSTRIA	0	696	-	0	6,565	-
BELGIUM	82,033	156,373	90.62	465,996	627,392	34.63
GIBRALTAR	0	11,150	-	0	75,000	-
ITALY	650	0	-100.00	5,000	0	-100.00
DEMOCRATIC REPUBLIC OF THE	0	9,813	-	0	7,000	-
<b>-SUKU CADANG MESIN</b>	<b>44,598,744</b>	<b>16,702,575</b>	<b>-62.55</b>	<b>338,460,503</b>	<b>256,449,830</b>	<b>-24.23</b>
JAPAN	13,361,216	4,841,779	-63.76	27,573,624	19,133,338	-30.61
HONG KONG	11,807	49,946	323.02	792,654	806,509	1.75
KOREA, REPUBLIC OF	2,792,466	610,956	-78.12	3,287,389	1,365,844	-58.45
TAIWAN	72,587	10,812	-85.10	178,692	416,989	133.36
CHINA	635,077	577,456	-9.07	3,029,622	9,261,604	205.70
PAPUA NEW GUINEA	58,241	4,012	-93.11	519,240	147,210	-71.65
THAILAND	9,213,893	801,025	-91.31	15,440,513	3,369,341	-78.18
SINGAPORE	7,880,208	4,619,056	-41.38	226,954,281	177,522,683	-21.78
PHILIPPINES	171,416	340,405	98.58	2,101,070	5,324,195	153.40
MALAYSIA	2,270,977	332,423	-85.36	14,368,116	4,851,358	-66.24
MYANMAR (FORM. BURMA)	0	940	-	0	13,884	-
CAMBODIA	3,125	0	-100.00	6,722	0	-100.00
BRUNEI DARUSSALAM	378	7,671	1,929.37	34,422	78,876	129.14
LAO PEOPLE'S DEMOCRATIC RE	0	1,127	-	0	7,413	-
NEPAL	0	39	-	0	2,245	-
VIET NAM	102,228	957,301	836.44	1,033,402	2,784,845	169.48
INDIA	713,644	920,165	28.94	1,699,734	3,994,122	134.99
PAKISTAN	0	3,876	-	0	52,428	-
SRI LANKA	5	11	120.00	2,444	8,961	266.65
IRAN (ISLAMIC REPUBLIC OF)	40,313	8,885	-77.96	306,670	48,527	-84.18
SAUDI ARABIA	136,147	117,166	-13.94	479,760	393,414	-18.00
ISRAEL	1	1,650	164,900.00	100	48,861	48,761.00
KUWAIT	0	116	-	0	36,649	-
YEMEN	0	240	-	0	49,000	-
OMAN	42,967	701	-98.37	164,187	34,312	-79.10
SYRIA ARAB REPUBLIC	6,058	0	-100.00	43,087	0	-100.00
TURKEY	5,151	18,451	258.20	46,665	117,625	152.06
UNITED ARAB EMIRATES	433,134	756,821	74.73	2,615,275	2,570,060	-1.73
QATAR	80	3,468	4,235.00	59	15,471	26,122.03
EGYPT	3,764	283	-92.48	189,710	2,657	-98.60
LIBYAN ARAB JAMAHIRIYA	12,929	115	-99.11	78,696	12,257	-84.42
ALGERIA	256	0	-100.00	7,462	0	-100.00
SUDAN	61,810	0	-100.00	296,074	0	-100.00
TANZANIA, UNITED REPUBLIC O	0	80	-	0	22,053	-
KENYA	0	10,367	-	0	323,140	-
ANGOLA	490	725	47.96	10,223	30,561	198.94
CONGO	0	5,969	-	0	282,617	-
NIGERIA	11,041	30,075	172.39	175,485	202,554	15.43
UGANDA	0	194	-	0	12,619	-
SOUTH AFRICA	157,581	68,199	-56.72	627,077	622,353	-0.75
ZAMBIA	18,000	0	-100.00	702,247	0	-100.00
AUSTRALIA	372,289	392,611	5.46	4,295,507	3,815,642	-11.17
NEW ZEALAND	18,506	1,642	-91.13	125,133	143,928	15.02
MARSHALL ISLANDS	35	0	-100.00	2,000	0	-100.00
EAST TIMOR	1,463	4,640	217.16	1,199	10,412	768.39
UNITED STATES	1,298,224	353,461	-72.77	11,091,123	6,112,636	-44.89
CANADA	260,524	162,940	-37.46	788,764	551,833	-30.04
MEXICO	36,035	7,053	-80.43	551,601	398,668	-27.73
PANAMA	0	745	-	0	16,851	-
CHILE	212,135	56	-99.97	751,924	1,163	-99.85
VENEZUELA	4	0	-100.00	2,011	0	-100.00
ARGENTINA	6,517	5,188	-20.39	52,175	100,251	92.14
BRAZIL	1,130,649	213,437	-81.12	4,106,075	879,069	-78.59
COLOMBIA	55	18	-67.27	9,969	3,280	-67.10
ECUADOR	107	0	-100.00	5,233	0	-100.00
PERU	347	0	-100.00	27,410	0	-100.00
TRINIDAD AND TOBAGO	0	6,854	-	0	18,993	-
PUERTO RICO	3	0	-100.00	150	0	-100.00
DOMINICAN REPUBLIC	0	10	-	0	1,058	-
UNITED KINGDOM	1,983,125	191,779	-90.33	6,750,831	7,702,903	14.10
NETHERLANDS	165,625	73,235	-55.78	2,523,961	633,427	-74.90

TABEL 5. PERKEMBANGAN EKSPOR INDONESIA MENURUT KOMODITI DAN NEGARA TUJUAN

JENIS BARANG	BERAT BERSIH (KG)		PERUB	NILAI FOB (US \$)		PERUB
	JAN-APR 2008	JAN-APR 2009	%	JAN-APR 2008	JAN-APR 2009	%
(1)	(2)	(3)	(4)	(5)	(6)	(7)
FRANCE	40,188	18,813	-53.19	380,306	162,694	-57.22
GERMANY, FED. REP. OF	357,290	41,256	-88.45	2,065,503	636,909	-69.16
AUSTRIA	0	130	-	0	7,270	-
BELGIUM	466,296	101,065	-78.33	1,753,961	447,723	-74.47
SWITZERLAND	270	13	-95.19	15,323	4,123	-73.09
DENMARK	0	152	-	0	4,664	-
NORWAY	1,327	623	-53.05	128,752	83,569	-35.09
SWEDEN	5	49	880.00	392	15,544	3,865.31
FINLAND	9	95	955.56	5,977	37,404	525.80
IRELAND	11,596	4,528	-60.95	103,528	73,264	-29.23
ITALY	18,145	1,071	-94.10	114,213	361,651	216.65
SPAIN	0	715	-	0	10,000	-
GREECE	37	3	-91.89	14,012	35	-99.75
HUNGARY	0	1,086	-	0	16,032	-
AZERBAIJAN	0	1,517	-	0	76,822	-
KAZAKHSTAN	2	6,913	345,550.00	54	36,779	68,009.26
UKRAINE	0	581	-	0	14,230	-
SLOVAKIA	0	5,026	-	0	48,376	-
CZECH REPUBLIC	196	1,621	727.04	128	25,622	19,917.19
RUSSIA FEDERATION	750	1,144	52.53	28,586	30,430	6.45
<b>-SUKU CADANG KENDARAAN</b>	<b>64,101,304</b>	<b>36,505,344</b>	<b>-43.05</b>	<b>442,594,389</b>	<b>246,506,384</b>	<b>-44.30</b>
JAPAN	15,351,125	8,456,282	-44.91	89,103,028	40,272,624	-54.80
HONG KONG	41,056	45,714	11.35	449,794	523,726	16.44
KOREA, REPUBLIC OF	129,352	43,217	-66.59	974,157	243,351	-75.02
TAIWAN	1,340,536	677,072	-49.49	12,520,706	6,284,589	-49.81
CHINA	1,770,858	374,908	-78.83	17,094,311	1,993,335	-88.34
PAPUA NEW GUINEA	17,980	1,696	-90.57	112,323	40,603	-63.85
THAILAND	8,260,196	5,923,019	-28.29	71,741,763	55,369,499	-22.82
SINGAPORE	8,404,297	3,927,828	-53.26	53,066,546	24,614,758	-53.62
PHILIPPINES	3,919,614	2,394,636	-38.91	22,369,150	15,549,175	-30.49
MALAYSIA	6,285,210	4,355,784	-30.70	38,812,867	31,882,750	-17.86
MYANMAR (FORM. BURMA)	1,183	0	-100.00	8,014	0	-100.00
CAMBODIA	2,958	8,315	181.10	20,236	48,414	139.25
BRUNEI DARUSSALAM	5,818	302	-94.81	43,916	4,904	-88.83
LAO PEOPLE'S DEMOCRATIC RE	579	0	-100.00	3,662	0	-100.00
NEPAL	184	0	-100.00	1,014	0	-100.00
VIET NAM	3,447,463	1,293,491	-62.48	22,310,952	8,502,741	-61.89
MALDIVES	639	0	-100.00	820	0	-100.00
INDIA	832,200	219,111	-73.67	6,887,862	1,851,160	-73.12
PAKISTAN	746,762	321,755	-56.91	3,086,991	1,771,820	-42.60
BANGLADESH	134,892	118,474	-12.17	272,877	263,654	-3.38
SRI LANKA	61,298	49,193	-19.75	161,310	158,545	-1.71
IRAN (ISLAMIC REPUBLIC OF)	428,861	0	-100.00	1,261,534	0	-100.00
SAUDI ARABIA	66,506	326,268	390.58	451,720	576,799	27.69
ISRAEL	5,604	64,280	1,047.04	65,508	272,958	316.68
KUWAIT	25,537	35,528	39.12	80,263	113,292	41.15
JORDAN	16,799	5,259	-68.69	73,751	20,440	-72.29
LEBANON	0	1,762	-	0	25,089	-
YEMEN	14,921	23,340	56.42	75,064	80,410	7.12
OMAN	84,841	61,566	-27.43	125,350	122,633	-2.17
TURKEY	758,434	81,432	-89.26	8,196,447	943,403	-88.49
UNITED ARAB EMIRATES	482,997	241,901	-49.92	1,086,514	608,639	-43.98
QATAR	2,395	3,692	54.15	20,564	59,234	188.05
BAHRAIN	295	6,230	2,011.86	6,900	18,790	172.32
CYPRUS	9,211	14,418	56.53	83,218	106,621	28.12
EGYPT	249,057	279,413	12.19	1,019,975	1,109,126	8.74
LIBYAN ARAB JAMAHIRIYA	0	99	-	0	1,519	-
MOROCCO	0	15,125	-	0	41,532	-
TUNISIA	30,670	29,942	-2.37	65,291	70,585	8.11
SUDAN	0	450	-	0	230,058	-
KENYA	8	0	-100.00	10	0	-100.00
GHANA	3,200	766	-76.06	10,000	16,223	62.23
ANGOLA	1,774	0	-100.00	26,379	0	-100.00
CONGO	0	37	-	0	288	-
CAMEROON	289	56	-80.62	2,627	205	-92.20
NIGERIA	0	600	-	0	36,570	-
MAURITANIA	12,630	0	-100.00	28,210	0	-100.00
SOUTH AFRICA	1,155,120	154,537	-86.62	10,561,555	1,347,707	-87.24
MAURITIUS	12	0	-100.00	30	0	-100.00
VIRGIN ISLANDS (BRITISH)	0	14	-	0	261	-
AUSTRALIA	308,200	218,883	-28.98	3,095,326	1,914,478	-38.15
NEW ZEALAND	2,254	5,218	131.50	28,273	68,486	142.23
SAINT VINCENT AND THE GREN	0	96	-	0	1,375	-
VANUATU	0	95	-	0	1,568	-
FIJI	1,942	2,933	51.03	12,036	16,940	40.74
EAST TIMOR	89,603	309,206	245.08	79,898	624,501	681.62
UNITED STATES	2,223,211	1,982,302	-10.84	18,530,518	15,331,409	-17.26

TABEL 5. PERKEMBANGAN EKSPOR INDONESIA MENURUT KOMODITI DAN NEGARA TUJUAN

JENIS BARANG	BERAT BERSIH (KG)		PERUB	NILAI FOB (US \$)		PERUB
	JAN-APR 2008	JAN-APR 2009	%	JAN-APR 2008	JAN-APR 2009	%
(1)	(2)	(3)	(4)	(5)	(6)	(7)
CANADA	31,367	40,928	30.48	268,344	350,746	30.71
MEXICO	84,355	187,381	122.13	1,247,484	2,200,062	76.36
GUATEMALA	681	763	12.04	8,591	9,694	12.84
HONDURAS	42,446	27,863	-34.36	166,320	93,859	-43.57
NICARAGUA	1,148	291	-74.65	9,255	3,227	-65.13
PANAMA	288	1,886	554.86	4,346	20,861	380.00
CHILE	8,598	4,587	-46.65	53,230	30,430	-42.83
VENEZUELA	8,273	14,281	72.62	122,903	83,126	-32.36
ARGENTINA	330,323	196,224	-40.60	2,330,678	1,794,937	-22.99
BRAZIL	1,298,091	1,034,167	-20.33	15,898,840	14,639,963	-7.92
COLOMBIA	26,253	1,655	-93.70	56,652	15,626	-72.42
BOLIVIA	0	2,517	-	0	36,973	-
PERU	65,791	15,294	-76.75	104,486	50,106	-52.05
GUYANA	0	95	-	0	1,466	-
TRINIDAD AND TOBAGO	2,001	2,832	41.53	16,243	22,512	38.60
BAHAMAS	287	0	-100.00	4,229	0	-100.00
JAMAICA	259	467	80.31	2,147	6,862	219.61
PUERTO RICO	21,016	12,612	-39.99	167,276	115,061	-31.21
BELIZE	3	0	-100.00	36	0	-100.00
DOMINICAN REPUBLIC	266	1,189	346.99	2,872	13,253	361.46
EL SALVADOR	1,070	208	-80.56	6,605	1,612	-75.59
COSTA RICA	127	2,045	1,510.24	969	20,189	1,983.49
HAITI	40	0	-100.00	510	0	-100.00
BARBADOS	1,391	1,557	11.93	10,740	18,092	68.45
ANTIGUA AND BARBUDA	43	171	297.67	934	2,550	173.02
ARUBA	327	294	-10.09	3,179	2,080	-34.57
BERMUDA	286	127	-55.59	2,394	1,232	-48.54
CAYMAN ISLANDS	14	42	200.00	201	494	145.77
DOMINICA	574	0	-100.00	8,968	0	-100.00
FRENCH POLYNESIA	0	111	-	0	489	-
GRENADA	692	270	-60.98	4,893	2,379	-51.38
NETHERLANDS ANTILLES	1	401	40,000.00	17	4,267	25,000.00
SAINT LUCIA	0	747	-	0	8,821	-
SAINT KITTS AND NEVIS	0	14	-	0	676	-
UNITED KINGDOM	1,747,244	255,538	-85.37	21,300,312	1,932,438	-90.93
NETHERLANDS	719,891	531,495	-26.17	2,926,422	2,308,306	-21.12
FRANCE	159	16	-89.94	2,338	466	-80.07
GERMANY, FED. REP. OF	452,277	843,026	86.40	2,331,435	3,713,869	59.30
AUSTRIA	1,266	1,182	-6.64	7,134	15,060	111.10
BELGIUM	37,354	40,788	9.19	316,179	282,546	-10.64
SWITZERLAND	12	396	3,200.00	114	3,467	2,941.23
DENMARK	75,287	11,180	-85.15	421,850	56,901	-86.51
NORWAY	85,584	34,249	-59.98	470,714	193,470	-58.90
SWEDEN	326,259	160,524	-50.80	1,772,096	895,211	-49.48
FINLAND	292,168	25,917	-91.13	1,499,812	144,990	-90.33
ITALY	491,414	196,318	-60.05	1,760,101	998,061	-43.30
SPAIN	228,944	29,865	-86.96	1,551,662	204,147	-86.84
PORTUGAL	103,251	33,072	-67.97	322,043	111,603	-65.35
GREECE	62,692	105,328	68.01	290,487	533,126	83.53
DEMOCRATIC REPUBLIC OF THE	13	0	-100.00	119	0	-100.00
HUNGARY	589,376	363,882	-38.26	2,329,594	1,482,564	-36.36
POLAND	178,736	178,509	-0.13	536,074	690,493	28.81
BULGARIA	27,417	13,325	-51.40	59,463	31,286	-47.39
LITHUANIA	2,432	11,430	369.98	8,121	43,300	433.19
ESTONIA	10,075	0	-100.00	51,313	0	-100.00
SLOVAKIA	8,096	0	-100.00	22,779	0	-100.00
CZECH REPUBLIC	0	28,048	-	0	109,974	-
RUSSIA FEDERATION	6,775	13,992	106.52	81,625	66,674	-18.32
<b>-UBI KAYU OLAHAN</b>	<b>43,581,832</b>	<b>8,934,290</b>	<b>-79.50</b>	<b>7,543,766</b>	<b>1,207,673</b>	<b>-83.99</b>
JAPAN	134	0	-100.00	134	0	-100.00
HONG KONG	1,035	133	-87.15	278	850	205.76
KOREA, REPUBLIC OF	3,721,796	8,685,070	133.36	800,186	1,068,264	33.50
TAIWAN	973,460	99,237	-89.81	188,360	29,500	-84.34
CHINA	38,761,578	0	-100.00	6,341,398	0	-100.00
SINGAPORE	13,036	2,207	-83.07	12,600	10,631	-15.63
PHILIPPINES	0	1,348	-	0	2,702	-
MALAYSIA	45,810	119,525	160.91	30,510	26,586	-12.86
MALDIVES	0	21	-	0	48	-
KUWAIT	0	1,305	-	0	4,509	-
AUSTRALIA	0	3,180	-	0	7,916	-
UNITED STATES	19,486	14,197	-27.14	64,052	39,751	-37.94
UNITED KINGDOM	42,997	5,328	-87.61	100,258	10,699	-89.33
NETHERLANDS	2,500	2,739	9.56	5,990	6,217	3.79
<b>-INDUSTRI LAINNYA</b>	<b>1,565,986,479</b>	<b>631,185,070</b>	<b>-59.69</b>	<b>1,770,655,815</b>	<b>1,596,193,213</b>	<b>-9.85</b>
JAPAN	47,844,933	37,852,916	-20.88	179,615,905	182,431,155	1.57
HONG KONG	6,167,532	4,084,681	-33.77	11,982,283	20,788,572	73.49

TABEL 5. PERKEMBANGAN EKSPOR INDONESIA MENURUT KOMODITI DAN NEGARA TUJUAN

JENIS BARANG	BERAT BERSIH (KG)		PERUB	NILAI FOB (US \$)		PERUB
	JAN-APR 2008	JAN-APR 2009	%	JAN-APR 2008	JAN-APR 2009	%
(1)	(2)	(3)	(4)	(5)	(6)	(7)
KOREA, REPUBLIC OF	37,538,197	91,183,405	142.91	42,810,365	87,512,976	104.42
TAIWAN	32,321,968	14,843,120	-54.08	26,329,121	17,764,942	-32.53
CHINA	877,469,196	22,494,283	-97.44	82,263,027	34,467,199	-58.10
MONGOLIA	79,932	10,684	-86.63	161,442	87,318	-45.91
MACAU	2,493,930	634,616	-74.55	367,383	119,427	-67.49
PAPUA NEW GUINEA	1,820,054	8,248,427	353.20	3,091,214	5,782,001	87.05
THAILAND	34,195,915	24,635,487	-27.96	103,578,743	71,581,837	-30.89
SINGAPORE	59,165,816	71,485,113	20.82	276,586,843	351,810,568	27.20
PHILIPPINES	14,776,216	19,600,700	32.65	34,718,273	32,987,705	-4.98
MALAYSIA	59,839,736	47,792,319	-20.13	94,291,629	77,119,090	-18.21
MYANMAR (FORM. BURMA)	3,104,941	2,252,161	-27.47	1,718,075	1,792,658	4.34
CAMBODIA	523,889	508,402	-2.96	1,847,401	1,264,476	-31.55
BRUNEI DARUSSALAM	1,163,015	1,129,598	-2.87	1,920,180	1,520,777	-20.80
LAO PEOPLE'S DEMOCRATIC RE	96,014	39,666	-58.69	422,368	1,237,189	192.92
NEPAL	55,405	102,319	84.67	123,130	252,018	104.68
VIET NAM	18,234,778	15,891,735	-12.85	51,831,895	32,932,758	-36.46
MALDIVES	1,436,359	922,873	-35.75	1,118,156	841,105	-24.78
INDIA	22,457,551	21,151,543	-5.82	34,467,227	34,654,310	0.54
PAKISTAN	7,089,619	11,464,905	61.71	5,278,070	9,803,041	85.73
BANGLADESH	6,756,856	5,155,341	-23.70	7,628,990	6,573,037	-13.84
SRI LANKA	3,430,303	1,871,193	-45.45	7,994,358	4,194,157	-47.54
AFGHANISTAN	0	157,417	-	0	93,547	-
IRAQ	3,965,577	7,801,064	96.72	21,816,107	17,735,953	-18.70
IRAN (ISLAMIC REPUBLIC OF)	1,253,803	404,404	-67.75	2,064,284	2,291,358	11.00
SAUDI ARABIA	11,296,516	7,479,775	-33.79	11,295,635	14,366,112	27.18
ISRAEL	275,426	53,288	-80.65	497,878	441,204	-11.38
KUWAIT	1,199,864	1,891,435	57.64	1,463,155	2,606,565	78.15
JORDAN	571,353	445,436	-22.04	1,743,101	1,125,989	-35.40
LEBANON	294,381	342,103	16.21	437,289	846,795	93.65
YEMEN	170,504	286,644	68.12	591,514	715,114	20.90
OMAN	124,067	108,863	-12.25	577,371	545,706	-5.48
SYRIA ARAB REPUBLIC	268,424	366,472	36.53	406,206	703,515	73.19
TURKEY	2,669,106	2,054,095	-23.04	4,191,482	3,256,837	-22.30
UNITED ARAB EMIRATES	20,255,061	8,015,805	-60.43	18,019,549	26,763,471	48.52
QATAR	1,191,459	1,696,624	42.40	889,881	1,237,323	39.04
BAHRAIN	4,883,563	546,229	-88.81	1,215,419	319,905	-73.68
CYPRUS	60,278	66,726	10.70	164,908	184,404	11.82
EGYPT	1,440,050	2,201,201	52.86	1,917,630	5,293,874	176.06
LIBYAN ARAB JAMAHIRIYA	297,422	443,234	49.03	1,083,346	1,337,177	23.43
MOROCCO	161,525	811,639	402.49	552,253	3,218,123	482.73
TUNISIA	553,767	1,143,879	106.56	1,628,491	3,558,380	118.51
ALGERIA	1,937,061	3,190,194	64.69	6,935,249	7,061,846	1.83
SUDAN	313,132	262,889	-16.05	2,626,375	1,085,850	-58.66
ERITREA	18,450	0	-100.00	19,475	0	-100.00
NAMIBIA	68,871	4,985	-92.76	18,272	3,450	-81.12
ETHIOPIA	118	137,498	116,423.73	1,232	512,750	41,519.32
TANZANIA, UNITED REPUBLIC O	176,544	309,164	75.12	613,268	1,355,488	121.03
MADAGASCAR	228,522	125,730	-44.98	557,635	228,541	-59.02
KENYA	1,861,592	553,533	-70.27	2,863,383	2,542,818	-11.20
REUNION	96,759	342,332	253.80	170,866	298,411	74.65
MOZAMBIQUE	1,044,540	322,545	-69.12	1,938,661	246,948	-87.26
BOTSWANA	0	20,098	-	0	83,650	-
EQUATORIAL GUINEA	7,220	48,791	575.78	8,075	95,214	1,079.12
TOGO	48,385	57,082	17.97	116,678	144,470	23.82
GHANA	3,004,316	2,788,687	-7.18	3,631,908	6,190,627	70.45
LIBERIA	208	14,271	6,761.06	2,834	103,530	3,553.14
GUINEA	353,212	171,375	-51.48	637,673	442,587	-30.59
ANGOLA	603,884	1,179,709	95.35	684,272	4,640,516	578.17
CONGO	117,366	40,820	-65.22	299,875	28,102	-90.63
CAMEROON	136,538	261,260	91.35	520,654	1,044,516	100.62
NIGERIA	4,352,249	2,953,873	-32.13	7,552,924	6,235,498	-17.44
SIERRA LEONE	24,105	46,351	92.29	55,679	111,533	100.31
GABON	35,335	32,571	-7.82	225,846	61,055	-72.97
COTE D'IVOIRE	160,966	1,428,798	787.64	1,026,284	972,256	-5.26
SENEGAL	334,720	50,059	-85.04	444,498	211,661	-52.38
MAURITANIA	498	214,078	42,887.55	363	808,850	222,723.69
MALI	290	8,554	2,849.66	150	35,931	23,854.00
BENIN	440,220	168,727	-61.67	596,007	362,983	-39.10
BURKINA FASO	17,545	13,056	-25.59	123,284	106,876	-13.31
GAMBIA	10,884	8,501	-21.89	31,375	10,040	-68.00
U.S. VIRGIN ISLANDS	21,000	0	-100.00	11,300	0	-100.00
SEYCHELLES	27,087	46,736	72.54	51,210	33,137	-35.29
UGANDA	147,213	21,588	-85.34	725,168	135,256	-81.35
NIGER	11,167	6,238	-44.14	122,659	48,737	-60.27
DJIBOUTI	210,504	130,948	-37.79	142,712	225,893	58.29
SAO TOME AND PRINCIPE	2,474	704	-71.54	3,210	250	-92.21
SWAZILAND	16,679	34,867	109.05	93,828	181,986	93.96
SOUTH AFRICA	3,281,845	2,155,882	-34.31	5,193,164	4,006,924	-22.84

TABEL 5. PERKEMBANGAN EKSPOR INDONESIA MENURUT KOMODITI DAN NEGARA TUJUAN

JENIS BARANG	BERAT BERSIH (KG)		PERUB	NILAI FOB (US \$)		PERUB
	JAN-APR 2008	JAN-APR 2009	%	JAN-APR 2008	JAN-APR 2009	%
(1)	(2)	(3)	(4)	(5)	(6)	(7)
ZIMBABWE	2,773	0	-100.00	18,658	0	-100.00
ZAMBIA	23,940	10,955	-54.24	92,516	96,828	4.66
MALAWI	36,998	0	-100.00	49,650	0	-100.00
COMOROS	3,500	3,500	0.00	24,000	121,650	406.88
BURUNDI	0	39,957	-	0	205,726	-
MAURITIUS	174,866	98,710	-43.55	280,032	224,041	-19.99
VIRGIN ISLANDS (BRITISH)	417	111,550	26,650.60	1,273	10,204	701.57
AUSTRALIA	18,513,547	17,054,593	-7.88	40,705,585	52,978,839	30.15
NEW ZEALAND	2,916,098	2,043,399	-29.93	8,541,992	4,353,384	-49.04
MICRONESIA, FEDERATED STAT	27,633	0	-100.00	35,878	0	-100.00
GUAM	40,206	6,426	-84.02	118,736	5,389	-95.46
PALAU	292	147	-49.66	610	2,926	379.67
NEW CALEDONIA	113,200	120,187	6.17	168,718	188,328	11.62
NORTHERN MARIANA ISLANDS	0	2,042	-	0	5,259	-
SAINT VINCENT AND THE GREN.	562	0	-100.00	971	0	-100.00
VANUATU	21,615	102,257	373.08	39,944	384,845	863.46
WALLIS AND FUTUNA ISLANDS	371	398	7.28	636	578	-9.12
AMERICAN SAMOA	5,067	0	-100.00	11,431	0	-100.00
COOK ISLANDS	8,299	5,999	-27.71	63,544	11,378	-82.09
FIJI	765,428	210,493	-72.50	431,955	283,543	-34.36
KIRIBATI	238	139	-41.60	1,088	5,359	392.56
MARSHALL ISLANDS	5,906	0	-100.00	7,664	0	-100.00
SAMOA	7,208	17,759	146.38	9,903	19,222	94.10
SOLOMON ISLANDS	83,998	5,125	-93.90	156,653	10,697	-93.17
TONGA	149,550	29,028	-80.59	117,795	121,795	3.40
TUVALU	10,844	1,588	-85.36	22,980	4,362	-81.02
EAST TIMOR	2,739,116	5,012,785	83.01	2,379,053	6,641,549	179.17
UNITED STATES	147,371,537	29,407,092	-80.05	325,359,979	159,804,158	-50.88
CANADA	3,095,648	1,321,678	-57.31	10,529,947	8,264,157	-21.52
MEXICO	463,832	347,379	-25.11	3,680,336	2,354,462	-36.03
GUATEMALA	0	55,001	-	0	158,619	-
HONDURAS	21,563	38,394	78.06	4,725	126,214	2,571.20
NICARAGUA	100	0	-100.00	122	0	-100.00
PANAMA	82,146	2,021,450	2,360.80	574,069	2,198,033	282.89
CUBA	180,800	0	-100.00	151,128	0	-100.00
SURINAME	23,082	40,750	76.54	106,326	144,927	36.30
CHILE	1,872,762	756,276	-59.62	6,094,623	3,461,644	-43.20
VENEZUELA	505,869	874,675	72.91	1,008,990	551,582	-45.33
ARGENTINA	1,086,090	270,494	-75.09	7,947,688	1,610,252	-79.74
BRAZIL	658,316	789,570	19.94	4,179,744	6,376,747	52.56
COLOMBIA	240,359	147,370	-38.69	471,539	316,095	-32.97
BOLIVIA	0	19,713	-	0	98,096	-
URUGUAY	4,479	6,962	55.44	21,032	34,347	63.31
PARAGUAY	19,738	38,696	96.05	91,658	183,670	100.39
ECUADOR	523,294	538,169	2.84	1,343,160	1,326,950	-1.21
PERU	18,618	840,088	4,412.24	198,538	2,377,459	1,097.48
GUYANA	22,774	16,692	-26.71	33,450	69,032	106.37
TRINIDAD AND TOBAGO	44,073	31,299	-28.98	187,752	110,254	-41.28
BAHAMAS	974	12	-98.77	1,358	11	-99.19
JAMAICA	1,412	8,252	484.42	1,833	8,073	340.43
PUERTO RICO	56,408	45,042	-20.15	32,407	43,585	34.49
BELIZE	0	27	-	0	157	-
DOMINICAN REPUBLIC	47,603	135,028	183.65	181,372	333,664	83.97
EL SALVADOR	24,283	71,368	193.90	130,558	273,461	109.46
COSTA RICA	562,059	231,756	-58.77	526,167	434,956	-17.33
HAITI	10,000	33,224	232.24	18,000	45,140	150.78
BARBADOS	142,563	75,582	-46.98	134,959	29,496	-78.14
ANTIGUA AND BARBUDA	807	58	-92.81	6,658	1,919	-71.18
ANGUILLA	0	3,129	-	0	11,860	-
ARUBA	4,040	2,305	-42.95	8,679	6,833	-21.27
BERMUDA	737	1,829	148.17	3,252	5,818	78.91
CAPE VERDE	0	15,048	-	0	18,582	-
CAYMAN ISLANDS	42,007	36	-99.91	12,434	1,909	-84.65
DOMINICA	8,261	0	-100.00	41,320	0	-100.00
FRENCH GUIANA	4,337	5,323	22.73	5,076	12,043	137.25
FRENCH POLYNESIA	186,953	118,982	-36.36	184,974	194,138	4.95
GREENLAND	3,564	0	-100.00	39,322	0	-100.00
GRENADA	15,660	0	-100.00	10,081	0	-100.00
MARTINIQUE	3,383	21,376	531.87	16,330	30,470	86.59
NETHERLANDS ANTILLES	82,915	41,361	-50.12	74,343	24,863	-66.56
SAINT LUCIA	179	1,567	775.42	611	14,129	2,212.44
TURKS AND CAICOS ISLANDS	42,920	0	-100.00	19,559	0	-100.00
GUADELOUPE	29,376	56,159	91.17	57,381	49,904	-13.03
SAINT KITTS AND NEVIS	701	371	-47.08	7,746	8,359	7.91
UNITED KINGDOM	3,114,747	1,836,598	-41.04	25,022,112	13,350,885	-46.64
NETHERLANDS	27,146,898	67,780,895	149.68	91,203,504	87,652,587	-3.89
FRANCE	4,307,734	4,195,399	-2.61	10,473,562	11,845,489	13.10
GERMANY, FED. REP. OF	9,054,446	6,511,126	-28.09	45,419,752	34,162,619	-24.78



TABEL 5. PERKEMBANGAN EKSPOR INDONESIA MENURUT KOMODITI DAN NEGARA TUJUAN

JENIS BARANG	BERAT BERSIH (KG)		PERUB	NILAI FOB (US \$)		PERUB
	JAN-APR 2008	JAN-APR 2009	%	JAN-APR 2008	JAN-APR 2009	%
(1)	(2)	(3)	(4)	(5)	(6)	(7)
AUSTRIA	429,945	298,194	-30.64	3,354,574	3,672,949	9.49
BELGIUM	7,571,815	5,499,343	-27.37	27,368,242	24,550,393	-10.30
SWITZERLAND	253,116	102,835	-59.37	1,673,845	725,673	-56.65
LUXEMBOURG	264	47	-82.20	48,002	21,908	-54.36
DENMARK	1,056,520	860,047	-18.60	4,447,607	4,724,872	6.23
NORWAY	7,388,518	7,843,171	6.15	2,539,190	2,522,911	-0.64
SWEDEN	767,592	400,374	-47.84	3,170,318	2,780,256	-12.30
FINLAND	1,231,606	664,098	-46.08	12,985,567	6,654,199	-48.76
IRELAND	36,024	9,880	-72.57	980,810	152,176	-84.48
ITALY	3,611,365	7,431,036	105.77	21,989,148	18,081,629	-17.77
SPAIN	2,025,875	1,536,764	-24.14	4,103,025	3,130,209	-23.71
PORTUGAL	173,880	340,201	95.65	709,497	2,154,626	203.68
ICELAND	22,261	0	-100.00	6,303	0	-100.00
GREECE	1,428,665	1,868,680	30.80	4,734,670	4,869,570	2.85
ANDORRA	182	0	-100.00	4,212	0	-100.00
DEMOCRATIC REPUBLIC OF THE	40,000	84,092	110.23	16,366	116,715	613.16
HUNGARY	147,244	132,873	-9.76	652,364	597,144	-8.46
POLAND	856,918	1,101,838	28.58	5,305,254	3,885,198	-26.77
ROMANIA	53,145	39,945	-24.84	370,107	259,771	-29.81
BULGARIA	23,577	156,277	562.84	310,407	628,103	102.35
YUGOSLAVIA	791	38,111	4,718.08	36	139,716	388,000.00
ALBANIA	0	27,278	-	0	102,381	-
AZERBAIJAN	12,067	103	-99.15	112,384	20,612	-81.66
BELARUS	5,658	3,532	-37.58	32,621	55,756	70.92
KAZAKHSTAN	45,992	943,500	1,951.44	275,983	3,169,477	1,048.43
KYRGYZSTAN	0	12,917	-	0	69,404	-
MOLDOVA, REPUBLIC OF	5,985	0	-100.00	20,344	0	-100.00
TAJIKISTAN	0	29,693	-	0	116,409	-
UKRAINE	320,476	68,359	-78.67	469,752	318,153	-32.27
LITHUANIA	29,533	30,009	1.61	131,099	79,615	-39.27
LATVIA	41,461	14,974	-63.88	525,861	295,509	-43.80
ESTONIA	521,750	123,338	-76.36	405,498	46,526	-88.53
GEORGIA	549,211	52,279	-90.48	744,116	13,681	-98.16
CROATIA	113,617	117,451	3.37	327,158	348,014	6.37
BOSNIA AND HERZEGOVINA	233	4,197	1,701.29	1,104	49,032	4,341.30
MALTA	30,977	58,839	89.94	20,995	138,041	557.49
SLOVAKIA	9,857	55,190	459.91	334,414	2,079,932	521.96
SLOVENIA	11,789	71,496	506.46	120,320	106,480	-11.50
CZECH REPUBLIC	74,817	56,701	-24.21	499,356	247,967	-50.34
REP. OF MACEDONIA	0	9,059	-	0	31,186	-
RUSSIA FEDERATION	2,206,234	643,397	-70.84	4,218,222	1,615,622	-61.70
<b>BIJI TEMBAGA</b>	<b>444,522,554</b>	<b>685,538,417</b>	<b>54.22</b>	<b>962,509,136</b>	<b>1,105,934,728</b>	<b>14.90</b>
JAPAN	172,775,126	285,964,100	65.51	369,425,145	433,470,241	17.34
KOREA, REPUBLIC OF	94,705,885	88,333,677	-6.73	198,813,226	135,197,744	-32.00
CHINA	10,832,289	36,517,457	237.12	27,523,676	61,394,306	123.06
SINGAPORE	0	10,720,986	-	0	12,290,993	-
PHILIPPINES	39,917,355	71,999,998	80.37	89,080,351	120,266,392	35.01
INDIA	0	82,200,000	-	0	157,479,644	-
GERMANY, FED. REP. OF	0	2,200	-	0	80	-
SPAIN	126,291,899	109,799,999	-13.06	277,666,738	185,835,328	-33.07
<b>BIJI NIKEL</b>	<b>6,039,529,968</b>	<b>1,920,338,312</b>	<b>-68.20</b>	<b>293,078,088</b>	<b>51,047,178</b>	<b>-82.58</b>
JAPAN	768,396,200	383,616,200	-50.08	76,389,130	17,037,767	-77.70
HONG KONG	20,000	0	-100.00	600	0	-100.00
CHINA	4,376,767,348	1,357,682,110	-68.98	160,578,042	27,351,732	-82.97
SINGAPORE	3	2	-33.33	5	2	-60.00
MALAYSIA	50,000,000	0	-100.00	875,000	0	-100.00
AUSTRALIA	226,952,817	0	-100.00	8,405,033	0	-100.00
UNITED KINGDOM	12,450,000	50,050,000	302.01	694,087	2,142,122	208.62
SWITZERLAND	243,086,000	0	-100.00	16,795,667	0	-100.00
GREECE	35,677,600	47,720,000	33.75	4,535,673	1,171,127	-74.18
UKRAINE	326,180,000	81,270,000	-75.08	24,804,851	3,344,428	-86.52
<b>BAUKSIT</b>	<b>3,860,708,060</b>	<b>3,357,729,265</b>	<b>-13.03</b>	<b>35,471,726</b>	<b>51,884,780</b>	<b>46.27</b>
JAPAN	158,537,060	49,000,000	-69.09	2,869,357	900,185	-68.63
TAIWAN	34,900,000	33,000,000	-5.44	383,900	430,501	12.14
CHINA	3,667,271,000	3,275,729,265	-10.68	32,218,469	50,554,094	56.91
<b>BIJI TIMAH/TIN</b>	<b>552,342</b>	<b>700</b>	<b>-99.87</b>	<b>589</b>	<b>170</b>	<b>-71.14</b>
HONG KONG	0	700	-	0	170	-
MALAYSIA	552,342	0	-100.00	589	0	-100.00
<b>BATU BARA</b>	<b>68,753,192,512</b>	<b>53,356,960,128</b>	<b>-22.39</b>	<b>2,758,841,225</b>	<b>3,415,334,024</b>	<b>23.80</b>
JAPAN	12,651,722,596	7,007,243,479	-44.61	517,133,450	524,547,168	1.43
HONG KONG	3,609,509,979	3,199,397,747	-11.36	130,240,402	203,851,233	56.52
KOREA, REPUBLIC OF	9,409,297,292	7,267,719,662	-22.76	388,247,530	421,001,356	8.44
TAIWAN	8,257,697,234	6,113,434,241	-25.97	347,103,470	517,564,384	49.11

TABEL 5. PERKEMBANGAN EKSPOR INDONESIA MENURUT KOMODITI DAN NEGARA TUJUAN

JENIS BARANG	BERAT BERSIH (KG)		PERUB	NILAI FOB (US \$)		PERUB
	JAN-APR 2008	JAN-APR 2009	%	JAN-APR 2008	JAN-APR 2009	%
(1)	(2)	(3)	(4)	(5)	(6)	(7)
CHINA	4,513,754,768	3,158,216,410	-30.03	167,261,360	185,479,563	10.89
THAILAND	5,070,060,583	2,533,543,741	-50.03	168,110,265	127,054,206	-24.42
SINGAPORE	18,601,777	8,634,028	-53.58	639,711	235,945	-63.12
PHILIPPINES	1,926,788,379	1,822,249,438	-5.43	91,940,562	128,784,028	40.07
MALAYSIA	3,632,379,814	2,291,687,043	-36.91	148,383,566	138,822,236	-6.44
CAMBODIA	31,436,895	7,503,000	-76.13	1,687,500	420,168	-75.10
VIET NAM	221,928,000	191,989,000	-13.49	10,387,278	11,900,117	14.56
INDIA	9,601,863,432	12,502,946,795	30.21	369,434,051	691,869,449	87.28
PAKISTAN	1,217,367,591	546,688,000	-55.09	63,151,902	40,613,819	-35.69
SRI LANKA	41,829,680	20,572,169	-50.82	1,731,964	1,203,472	-30.51
UNITED ARAB EMIRATES	4	12,972	324,200.00	15	14,154	94,260.00
AUSTRALIA	1	7	600.00	1	14	1,300.00
NEW ZEALAND	92,021,000	279,265,000	203.48	2,370,173	13,768,907	480.92
AMERICAN SAMOA	71,859,000	0	-100.00	2,196,011	0	-100.00
UNITED STATES	992,227,895	787,320,392	-20.65	30,199,215	45,497,357	50.66
MEXICO	0	63,123,000	-	0	5,207,648	-
CHILE	145,971,000	362,946,000	148.64	5,006,805	36,123,203	621.48
COSTA RICA	64,704,000	0	-100.00	2,075,057	0	-100.00
UNITED KINGDOM	730,138,000	594,386,000	-18.59	24,201,709	42,972,096	77.56
NETHERLANDS	730,806,092	1,037,079,004	41.91	33,628,789	63,198,222	87.93
GERMANY, FED. REP. OF	30,126,500	0	-100.00	1,030,560	0	-100.00
BELGIUM	144,792,000	0	-100.00	6,117,461	0	-100.00
SWITZERLAND	1,259,041,000	54,593,000	-95.66	44,847,180	3,319,253	-92.60
IRELAND	157,506,000	0	-100.00	5,402,455	0	-100.00
ITALY	2,030,396,000	1,405,162,000	-30.79	127,352,667	91,167,233	-28.41
SPAIN	1,290,136,000	1,717,329,000	33.11	40,488,956	102,049,868	152.04
GREECE	0	31,501,000	-	0	1,197,038	-
CROATIA	135,458,000	135,566,000	0.08	5,139,195	4,948,836	-3.70
SLOVENIA	584,068,000	216,852,000	-62.87	19,923,213	12,523,051	-37.14
REP. OF MACEDONIA	89,704,000	0	-100.00	3,408,752	0	-100.00
<b>GRANIT</b>	<b>1,669,386,613</b>	<b>1,214,615,010</b>	<b>-27.24</b>	<b>15,542,075</b>	<b>11,555,522</b>	<b>-25.65</b>
JAPAN	0	177,133	-	0	22,221	-
SINGAPORE	1,669,290,625	1,214,229,501	-27.26	15,516,868	11,413,967	-26.44
PHILIPPINES	1,098	0	-100.00	2,923	0	-100.00
MALAYSIA	68,752	48,020	-30.15	5,852	6,550	11.93
AUSTRALIA	0	46,543	-	0	16,022	-
UNITED STATES	3,107	84,117	2,607.34	396	71,584	17,976.77
CANADA	14,995	0	-100.00	11,575	0	-100.00
FRANCE	1,325	20,408	1,440.23	1,092	12,324	1,028.57
GERMANY, FED. REP. OF	6,711	0	-100.00	3,369	0	-100.00
SPAIN	0	3,142	-	0	6,889	-
POLAND	0	4,336	-	0	3,125	-
SLOVENIA	0	1,810	-	0	2,840	-
<b>PASIR ALAM</b>	<b>13,762</b>	<b>23,430</b>	<b>70.25</b>	<b>54,372</b>	<b>2,497</b>	<b>-95.41</b>
JAPAN	0	1	-	0	1	-
THAILAND	8,162	0	-100.00	3,216	0	-100.00
PHILIPPINES	0	22,000	-	0	2,442	-
GERMANY, FED. REP. OF	5,600	0	-100.00	51,156	0	-100.00
DENMARK	0	400	-	0	4	-
ITALY	0	685	-	0	10	-
RUSSIA FEDERATION	0	344	-	0	40	-
<b>HASIL TAMBANG LAIN</b>	<b>4,618,135,065</b>	<b>2,054,876,925</b>	<b>-55.50</b>	<b>118,014,080</b>	<b>53,710,884</b>	<b>-54.49</b>
JAPAN	7,354,258	5,231,414	-28.87	866,294	897,251	3.57
HONG KONG	1,577,733	500,000	-68.31	545,781	74,935	-86.27
KOREA, REPUBLIC OF	69,526,196	10,927,200	-84.28	2,336,933	1,000,622	-57.18
TAIWAN	6,160,912	8,019,566	30.17	863,676	1,008,270	16.74
CHINA	3,252,792,490	1,198,120,371	-63.17	89,379,905	38,718,541	-56.68
PAPUA NEW GUINEA	0	30,000	-	0	20,710	-
THAILAND	2,016,716	926,623	-54.05	208,649	78,296	-62.47
SINGAPORE	885,462,874	665,643,987	-24.83	9,476,771	6,578,191	-30.59
PHILIPPINES	388,440	6,319,927	1,527.00	45,536	302,337	563.95
MALAYSIA	23,293,050	4,724,360	-79.72	1,341,492	566,308	-57.79
MYANMAR (FORM. BURMA)	96,000	42,000	-56.25	6,294	5,230	-16.90
CAMBODIA	2,052,429	442,800	-78.43	142,822	29,620	-79.26
BRUNEI DARUSSALAM	55,952	0	-100.00	45,425	0	-100.00
VIET NAM	3,583,581	2,466,294	-31.18	339,763	348,118	2.46
MALDIVES	170,385	206,269	21.06	131,093	86,455	-34.05
INDIA	14,932,543	14,158,923	-5.18	2,700,504	495,628	-81.65
PAKISTAN	20,496	0	-100.00	3,436	0	-100.00
BANGLADESH	23,493,539	3,043,599	-87.04	639,777	224,472	-64.91
SRI LANKA	117,550	74,750	-36.41	22,410	7,920	-64.66
IRAN (ISLAMIC REPUBLIC OF)	100,000	100,000	0.00	20,000	30,000	50.00
SAUDI ARABIA	18,899	66,000	249.22	7,256	6,600	-9.04
KUWAIT	15,426	20,000	29.65	3,675	5,500	49.66
JORDAN	47	0	-100.00	53	0	-100.00

TABEL 5. PERKEMBANGAN EKSPOR INDONESIA MENURUT KOMODITI DAN NEGARA TUJUAN

JENIS BARANG	BERAT BERSIH (KG)		PERUB	NILAI FOB (US \$)		PERUB
	JAN-APR 2008	JAN-APR 2009	%	JAN-APR 2008	JAN-APR 2009	%
(1)	(2)	(3)	(4)	(5)	(6)	(7)
TURKEY	0	1,000	-	0	70	-
UNITED ARAB EMIRATES	129,784,031	126,997,744	-2.15	2,075,215	1,932,811	-6.86
BAHRAIN	3,623	0	-100.00	2,299	0	-100.00
CYPRUS	0	11,552	-	0	3,114	-
LIBYAN ARAB JAMAHIRIYA	2,480	0	-100.00	13,095	0	-100.00
KENYA	115,000	0	-100.00	24,725	0	-100.00
REUNION	0	585	-	0	333	-
ANGOLA	0	3,994	-	0	3,856	-
NIGERIA	0	165	-	0	308	-
DJIBOUTI	273,000	0	-100.00	37,674	0	-100.00
SOUTH AFRICA	194,629	160,299	-17.64	485,167	12,683	-97.39
MAURITIUS	440,038	20,000	-95.45	176,111	4,000	-97.73
AUSTRALIA	3,595,771	5,618,565	56.25	484,066	737,705	52.40
NEW ZEALAND	21,425	1,997	-90.68	2,651	1,118	-57.83
NEW CALEDONIA	812	6,467	696.43	3,041	3,356	10.36
SAINT VINCENT AND THE GREN.	10,771	0	-100.00	3,687	0	-100.00
FIJI	80	1,200	1,400.00	392	675	72.19
SOLOMON ISLANDS	77	0	-100.00	206	0	-100.00
EAST TIMOR	192,200	249,600	29.86	117,775	148,093	25.74
UNITED STATES	87,183	264,601	203.50	33,296	164,788	394.92
CANADA	4,377	8,880	102.88	3,426	3,799	10.89
BRAZIL	17,911	38,116	112.81	11,044	12,365	11.96
ANGUILLA	0	506	-	0	2,067	-
FRENCH POLYNESIA	3,225	0	-100.00	2,508	0	-100.00
NETHERLANDS ANTILLES	0	168	-	0	201	-
UNITED KINGDOM	36,000	43,087	19.69	3,574	16,990	375.38
NETHERLANDS	71,617	33,446	-53.30	42,324	35,811	-15.39
FRANCE	20,232	27,353	35.20	15,080	17,547	16.36
GERMANY, FED. REP. OF	28,376	282,587	895.87	12,456	56,246	351.56
AUSTRIA	278	51	-81.65	397	126	-68.26
BELGIUM	1,676	2,901	73.09	2,220,412	16,880	-99.24
SWITZERLAND	189,875,033	25	-100.00	3,038,075	24,158	-99.20
DENMARK	0	5,600	-	0	56	-
NORWAY	19,636	19,938	1.54	9,450	12,540	32.70
ITALY	54,682	42	-99.92	37,814	150	-99.60
SPAIN	4,883	8,918	82.63	7,110	9,963	40.13
POLAND	4,756	2,827	-40.56	3,971	3,489	-12.14
SLOVENIA	0	284	-	0	542	-
RUSSIA FEDERATION	41,747	344	-99.18	19,494	40	-99.79
<b>BARANG-BARANG SENI</b>	<b>972,215</b>	<b>777,004</b>	<b>-20.08</b>	<b>3,535,843</b>	<b>3,686,838</b>	<b>4.27</b>
JAPAN	52,294	82,043	56.89	317,957	177,841	-44.07
HONG KONG	4,171	3,035	-27.24	23,616	48,569	105.66
KOREA, REPUBLIC OF	4,101	2,770	-32.46	33,814	70,646	108.93
TAIWAN	4,584	9,017	96.71	49,328	318,161	544.99
CHINA	2,052	805	-60.77	8,499	17,304	103.60
MACAU	384	0	-100.00	28,140	0	-100.00
PAPUA NEW GUINEA	0	157	-	0	142	-
THAILAND	962	3,993	315.07	3,771	2,647	-29.81
SINGAPORE	42,677	28,260	-33.78	429,847	1,120,128	160.59
PHILIPPINES	1,346	997	-25.93	11,236	1,557	-86.14
MALAYSIA	22,863	20,815	-8.96	58,625	60,366	2.97
CAMBODIA	248	0	-100.00	332	0	-100.00
BRUNEI DARUSSALAM	349	14,225	3,975.93	3,343	6,554	96.05
VIET NAM	65	0	-100.00	65	0	-100.00
MALDIVES	0	157	-	0	3,004	-
INDIA	764	1,746	128.53	2,315	6,005	159.40
PAKISTAN	0	80	-	0	70	-
SRI LANKA	0	588	-	0	138	-
IRAN (ISLAMIC REPUBLIC OF)	1,684	1,869	10.99	7,941	17,947	126.00
SAUDI ARABIA	30,487	2,287	-92.50	22,440	6,909	-69.21
ISRAEL	128	0	-100.00	93	0	-100.00
KUWAIT	0	367	-	0	850	-
LEBANON	20	667	3,235.00	238	2,318	873.95
OMAN	0	77	-	0	510	-
TURKEY	65,221	34,776	-46.68	86,535	72,578	-16.13
UNITED ARAB EMIRATES	4,322	737	-82.95	27,119	9,245	-65.91
BAHRAIN	36	60	66.67	51	128	150.98
CYPRUS	104	0	-100.00	1,738	0	-100.00
EGYPT	264	1,447	448.11	163	23,181	14,121.47
MOROCCO	691	347	-49.78	600	752	25.33
TUNISIA	20,000	502	-97.49	10,000	6,117	-38.83
SUDAN	10,125	0	-100.00	24,920	0	-100.00
NAMIBIA	11	0	-100.00	100	0	-100.00
MADAGASCAR	239	565	136.40	1,126	1,158	2.84
KENYA	107	0	-100.00	53	0	-100.00
REUNION	4,960	5,773	16.39	7,679	9,282	20.88
MOZAMBIQUE	36	3,703	10,186.11	92	9,605	10,340.22

TABEL 5. PERKEMBANGAN EKSPOR INDONESIA MENURUT KOMODITI DAN NEGARA TUJUAN

JENIS BARANG	BERAT BERSIH (KG)		PERUB	NILAI FOB (US \$)		PERUB
	JAN-APR 2008	JAN-APR 2009	%	JAN-APR 2008	JAN-APR 2009	%
(1)	(2)	(3)	(4)	(5)	(6)	(7)
ANGOLA	0	1,967	-	0	1,899	-
CONGO	0	643	-	0	4,182	-
NIGERIA	0	3	-	0	18	-
GABON	0	560	-	0	1,149	-
COTE D'IVOIRE	261	0	-100.00	409	0	-100.00
SENEGAL	22,316	0	-100.00	20,000	0	-100.00
SEYCHELLES	0	345	-	0	408	-
SOUTH AFRICA	18,570	2,870	-84.54	22,553	4,962	-78.00
MAURITIUS	1,936	2,058	6.30	3,728	9,909	165.80
VIRGIN ISLANDS (BRITISH)	0	32	-	0	216	-
AUSTRALIA	94,553	43,533	-53.96	160,344	81,079	-49.43
NEW ZEALAND	5,299	1,563	-70.50	11,208	4,653	-58.49
GUAM	681	212	-68.87	1,235	238	-80.73
PALAU	87	0	-100.00	147	0	-100.00
NEW CALEDONIA	4,176	8,236	97.22	6,790	17,298	154.76
VANUATU	2,604	203	-92.20	2,089	175	-91.62
WALLIS AND FUTUNA ISLANDS	21	0	-100.00	30	0	-100.00
COOK ISLANDS	0	34	-	0	165	-
SAMOA	737	0	-100.00	1,476	0	-100.00
SOLOMON ISLANDS	3,115	0	-100.00	8,307	0	-100.00
TONGA	554	0	-100.00	590	0	-100.00
EAST TIMOR	525	187	-64.38	700	210	-70.00
UNITED STATES	112,125	115,961	3.42	408,929	290,405	-28.98
CANADA	11,447	15,569	36.01	34,571	42,505	22.95
MEXICO	2,235	230	-89.71	1,249	376	-69.90
NICARAGUA	249	0	-100.00	303	0	-100.00
CHILE	1,582	188	-88.12	1,180	200	-83.05
VENEZUELA	0	605	-	0	1,441	-
ARGENTINA	0	10	-	0	1,500	-
BRAZIL	1,411	1,966	39.33	73,301	42,401	-42.15
COLOMBIA	1,076	2,080	93.31	1,309	3,057	133.54
PERU	0	1,209	-	0	563	-
JAMAICA	34	0	-100.00	50	0	-100.00
PUERTO RICO	1,850	0	-100.00	1,710	0	-100.00
DOMINICAN REPUBLIC	436	72	-83.49	628	139	-77.87
COSTA RICA	0	5	-	0	22	-
HAITI	0	2,341	-	0	4,469	-
ARUBA	33	0	-100.00	950	0	-100.00
CAYMAN ISLANDS	607	0	-100.00	136	0	-100.00
FRENCH GUIANA	122	933	664.75	267	1,048	292.51
FRENCH POLYNESIA	8,818	6,366	-27.81	10,689	6,196	-42.03
GRENADA	133	0	-100.00	893	0	-100.00
MARTINIQUE	67	1,031	1,438.81	311	1,486	377.81
NETHERLANDS ANTILLES	333	155	-53.45	1,015	1,781	75.47
GUADELOUPE	795	837	5.28	1,228	1,379	12.30
UNITED KINGDOM	10,448	8,980	-14.05	32,457	165,208	409.01
NETHERLANDS	78,688	77,588	-1.40	315,893	205,402	-34.98
FRANCE	80,148	55,569	-30.67	306,754	196,932	-35.80
GERMANY, FED. REP. OF	23,131	26,425	14.24	63,391	69,841	10.17
AUSTRIA	3,565	3,223	-9.59	5,691	18,247	220.63
BELGIUM	21,851	26,242	20.10	48,242	63,166	30.94
SWITZERLAND	1,130	1,310	15.93	2,737	4,380	60.03
DENMARK	1,887	2,361	25.12	2,869	8,938	211.54
NORWAY	370	124	-66.49	454,172	1,926	-99.58
SWEDEN	1,415	790	-44.17	7,060	1,167	-83.47
FINLAND	255	118	-53.73	427	192	-55.04
IRELAND	364	6	-98.35	5,390	15	-99.72
ITALY	91,517	67,123	-26.66	218,991	185,041	-15.50
SPAIN	59,024	52,061	-11.80	91,918	174,841	90.21
PORTUGAL	6,533	3,123	-52.20	11,336	1,916	-83.10
GREECE	3,585	3,097	-13.61	13,339	6,772	-49.23
DEMOCRATIC REPUBLIC OF THE	0	193	-	0	614	-
HUNGARY	3,271	2,531	-22.62	5,416	4,000	-26.14
POLAND	835	113	-86.47	807	520	-35.56
ROMANIA	76	858	1,028.95	277	1,202	333.94
YUGOSLAVIA	6,346	0	-100.00	561	0	-100.00
UKRAINE	0	1,178	-	0	1,740	-
LITHUANIA	3	306	10,100.00	2	908	45,300.00
LATVIA	0	6,000	-	0	45,181	-
CROATIA	2,322	1,207	-48.02	2,162	5,220	141.44
MALTA	897	10	-98.89	2,878	130	-95.48
SLOVENIA	130	2,108	1,521.54	109	3,110	2,753.21
CZECH REPUBLIC	0	126	-	0	464	-
RUSSIA FEDERATION	341	365	7.04	2,863	524	-81.70
<b>LAINNYA</b>	<b>1,125</b>	<b>226</b>	<b>-79.91</b>	<b>1,425</b>	<b>677</b>	<b>-52.49</b>
CHINA	825	226	-72.61	825	677	-17.94
SINGAPORE	300	0	-100.00	600	0	-100.00

TABEL 5. PERKEMBANGAN EKSPOR INDONESIA MENURUT KOMODITI DAN NEGARA TUJUAN

JENIS BARANG	BERAT BERSIH (KG)		PERUB	NILAI FOB (US \$)		PERUB
	JAN-APR 2008	JAN-APR 2009	%	JAN-APR 2008	JAN-APR 2009	%
(1)	(2)	(3)	(4)	(5)	(6)	(7)
	123,134,675,153	94,145,838,342	-23.54	44,667,686,120	31,483,111,847	-29.52

<https://www.bps.go.id>