



Katalog/Catalog: 6302002

INDIKATOR KONSTRUKSI

Construction Indicators

Triwulan/Quarter

II-2022

<https://www.bps.go.id>



BADAN PUSAT STATISTIK
BPS-Statistics Indonesia

INDIKATOR KONSTRUKSI

Construction Indicators

Triwulan/Quarter

II-2022



Indikator Konstruksi, Triwulan II-2022

Construction Indicators, 2nd Quarter - 2022

ISSN: 1979-8024

No. Publikasi/Publication Number: 05300.2219

Katalog/Catalog: 6302002

Ukuran Buku/Book Size: 18,2 x 25,7 cm

Jumlah Halaman/Number of Pages: viii + 88 halaman/pages

Naskah/Manuscript:

Direktorat Statistik Industri

Directorate of Industrial Statistics

Penyunting/Editor:

Direktorat Statistik Industri

Directorate of Industrial Statistics

Desain Kover/Cover Designed:

Direktorat Statistik Industri

Directorate of Industrial Statistics

Diterbitkan oleh/Published by:

© **Badan Pusat Statistik/BPS-Statistics Indonesia**

Sumber ilustrasi/Illustrations source:

www.freepik.com

Dilarang mengumumkan, mendistribusikan, mengkomunikasikan, dan/atau menggandakan sebagian atau seluruh isi buku ini untuk tujuan komersial tanpa izin tertulis dari Badan Pusat Statistik

Prohibited to announce, distribute, communicate, and/or copy part of all this book for commercial purpose without permission from BPS-Statistics Indonesia

TIM PENYUSUN / TEAM MEMBERS

Pengarah / Director :

Aryanto S.Si., M.M.

Penanggung Jawab / Coordinator :

Rosniaty Ismail, S.Si., M.M.

Editor / Editors :

Rosniaty Ismail, S.Si., M.M.
Fajar Handayani, SST., M.Si.
Ismatullah Rosida, S.Si., M.SE.

Penulis / Contributors :

Kurnia Rahmasari, SST.
Ismatullah Rosida, S.Si., M.SE.
Widya Yuniastuti, S.Tr.Stat.
Mei Lianawati Windiasari, S.Tr.Stat.

Pengolah Data / Data Processing :

Kurnia Rahmasari, SST.
Ismatullah Rosida, S.Si., M.SE.
Widya Yuniastuti, S.Tr.Stat.

Desain dan Tata Letak/ Design and Layout :

Kurnia Rahmasari, SST.



KATA PENGANTAR

Kontribusi konstruksi dalam perekonomian Indonesia berada pada urutan kelima, 9,14 persen terhadap Produk Domestik Bruto (PDB) Indonesia pada triwulan II tahun 2022. Badan Pusat Statistik (BPS) memantau perkembangan konstruksi melalui **Survei Perusahaan Konstruksi Triwulanan (SKTR)** yang dilakukan terhadap perusahaan konstruksi skala menengah dan besar di Indonesia.

Publikasi ini menyajikan data dan informasi hasil SKTR II Tahun 2022. Data yang disajikan dalam publikasi ini terdiri atas indeks pekerja tetap, hari orang pekerja harian, balas jasa dan upah, nilai konstruksi yang diselesaikan, kondisi bisnis, prospek bisnis, dan masalah bisnis.

Pada kesempatan ini kami mengucapkan terima kasih dan penghargaan kepada semua pihak yang terlibat pada pekerjaan lapangan, pengolahan, dan diseminasi data. Penghargaan sepenuhnya juga diberikan kepada pengusaha konstruksi yang telah membantu kelancaran pelaksanaan survei tersebut.

Jakarta, November 2022

KEPALA BADAN PUSAT STATISTIK
REPUBLIK INDONESIA,



Margo Yuwono

<https://www.bps.go.id>





PREFACE

Construction sector is in the fifth place in the second quarter of 2022 in Indonesia's economy, recording at 9.14 percent of Indonesia's Gross Domestic Product (GDP). BPS-Statistics Indonesia conducts **Quarterly Construction Establishment Survey (QCES)** on medium and large scale construction establishment to provide information on the growth of construction sector.

This publication presents some construction indices based on the Second Quarter of QCES 2022, such as index of permanent workers, mandays of casual workers, compensation and wages, value of construction works completed, business condition, business prospect, and business problem.

We would like to express our gratitude to all participants, who have contributed in collecting, processing, and disseminating data. Our fully gratitude is also given to all of the construction establishments who have supported in providing data for the survey.

Jakarta, November 2022

BPS-STATISTICS INDONESIA,



Margo Yuwono
Chief Statistician





DAFTAR ISI CONTENT

	Halaman/Pages
KATA PENGANTAR / FOREWORD	v
DAFTAR ISI / CONTENTS	vii
PENJELASAN / EXPLANATION	1
ULASAN SINGKAT / REVIEW	9

TABEL-TABEL / TABLES :

Indikator Konstruksi, Triwulan II/2021-II/2022

Construction Indicators, 2nd Quarter 2021 - 2nd Quarter 2022

Indeks Kondisi, Prospek, dan Masalah Bisnis Konstruksi, Triwulan I/2022 - II/2022

Construction Business Condition, Prospect, and Problems Indices, 1st Quarter 2022 - 2nd Quarter 2022

1. Indonesia	19
2. Provinsi / Province : Aceh	21
3. Provinsi / Province : Sumatera Utara	23
4. Provinsi / Province : Sumatera Barat	25
5. Provinsi / Province : Riau	27
6. Provinsi / Province : Jambi	29
7. Provinsi / Province : Sumatera Selatan	31
8. Provinsi / Province : Bengkulu	33
9. Provinsi / Province : Lampung	35
10. Provinsi / Province : Kepulauan Bangka Belitung	37
11. Provinsi / Province : Kepulauan Riau	39
12. Provinsi / Province : DKI Jakarta	41
13. Provinsi / Province : Jawa Barat	43
14. Provinsi / Province : Jawa Tengah	45
15. Provinsi / Province : DI Yogyakarta	47
16. Provinsi / Province : Jawa Timur	49
17. Provinsi / Province : Banten	51
18. Provinsi / Province : Bali	53
19. Provinsi / Province : Nusa Tenggara Barat	55

20. Provinsi / Province : Nusa Tenggara Timur	57
21. Provinsi / Province : Kalimantan Barat	59
22. Provinsi / Province : Kalimantan Tengah	61
23. Provinsi / Province : Kalimantan Selatan	63
24. Provinsi / Province : Kalimantan Timur	65
25. Provinsi / Province : Kalimantan Utara	67
26. Provinsi / Province : Sulawesi Utara	69
27. Provinsi / Province : Sulawesi Tengah	71
28. Provinsi / Province : Sulawesi Selatan	73
29. Provinsi / Province : Sulawesi Tenggara	75
30. Provinsi / Province : Gorontalo	77
31. Provinsi / Province : Sulawesi Barat	79
32. Provinsi / Province : Maluku	81
33. Provinsi / Province : Maluku Utara	83
34. Provinsi / Province : Papua Barat	85
35. Provinsi / Province : Papua	87

GAMBAR-GAMBAR / FIGURES :

1. Indeks Triwulanan (2016=100) dan Pertumbuhan (q-to-q) Pekerja Tetap <i>Quarterly Indices (2016=100) and Growth (q-to-q) of Permanent Workers.....</i>	10
2. Indeks Triwulanan (2016=100) dan Pertumbuhan (q-to-q) Hari Orang Pekerja Harian <i>Quarterly Indices (2016=100) and Growth (q-to-q) of Mandays of Casual Workers.....</i>	10
3. Indeks Triwulanan (2016=100) dan Pertumbuhan (q-to-q) Balas Jasa dan Upah <i>Quarterly Indices (2016=100) and Growth (q-to-q) of Compensation and Wages.....</i>	11
4. Indeks Triwulanan (2016=100) dan Pertumbuhan (q-to-q) Balas Jasa Pekerja Tetap <i>Quarterly Indices (2016=100) and Growth (q-to-q) of Compensation of Permanent Workers.....</i>	12
5. Median Rata-rata Balas Jasa Pekerja Tetap per Bulan <i>Median of Compensation for Permanent Worker per Month.....</i>	13
6. Indeks Triwulanan (2016=100) dan Pertumbuhan (q-to-q) Upah Pekerja Tidak Tetap/Harian <i>Quarterly Indices (2016=100) and Growth (q-to-q) of Wages of Casual Workers.....</i>	14
7. Median Rata-rata Upah Pekerja per Hari <i>Median of Daily Wages of Worker.....</i>	14
8. Indeks Triwulanan (2016=100) dan Pertumbuhan (q-to-q) Nilai Konstruksi yang Diselesaikan <i>Quarterly Indices (2016=100) and Growth (q-to-q) of Value of Construction Works Completed.....</i>	15
9. Indeks Kondisi dan Prospek Bisnis <i>Business Conditions and Business Prospect Indices.....</i>	16
10. Indeks Masalah Bisnis <i>Business Problems Indices.....</i>	17



PENJELASAN *EXPLANATION*

PENDAHULUAN

Publikasi ini berisi Indikator Konstruksi beserta komponennya, yaitu pekerja tetap, hari orang, balas jasa dan upah, serta nilai konstruksi yang diselesaikan. Indikator ini ditampilkan dalam ukuran indeks untuk menggambarkan tren dan perubahan dalam aktivitas konstruksi. Publikasi ini juga menyajikan median jumlah pekerja tetap dan balas jasa untuk berbagai jenis tenaga kerja konstruksi.

MAKSUD DAN TUJUAN

Indikator Konstruksi pada publikasi ini diolah dari Survei Perusahaan Konstruksi Triwulanan (SKTR) sebagai survei khusus yang menggunakan pendekatan perusahaan. Indikator Konstruksi menggambarkan tren, perubahan, dan fluktuasi aktivitas konstruksi secara triwulanan. Karakteristik yang diteliti meliputi jumlah pekerja tetap, hari orang pekerja harian, balas jasa dan upah, nilai pekerjaan konstruksi yang diselesaikan, kondisi bisnis, prospek bisnis, dan masalah bisnis konstruksi dalam periode triwulanan.

RUANG LINGKUP

Survei Perusahaan Konstruksi Triwulanan dilakukan oleh BPS sejak tahun 1988, meliputi 10 provinsi, yaitu provinsi Sumatera Utara,

INTRODUCTION


This publication contains Construction Indicators and its components, components of permanent workers, mandays, compensation and wages, and value of construction works completed. It performs on index measurement to describe trend and changes in construction activities. This publication also contains median of construction components, such as the number of permanent workers, and compensation for each kind of construction labor.

MAIN PURPOSE

Construction Indicators on this publication based on Quarterly Construction Establishments Survey (QCES) as a unique survey using establishment approaches. It describes trend, changes, and fluctuation of construction activities quarterly. The characteristics observed in the survey are number of permanent workers, number of the mandays of casual workers, amount of compensation and wages, total value of construction works completed, business condition, business prospect, and construction business problems in quarterly period.

COVERAGE

Quarterly Construction Establishments Survey has been implemented since 1988 covered 10 provinces, namely: Sumatera Utara, Sumatera



Sumatera Barat, Sumatera Selatan, DKI Jakarta, Jawa Barat, Jawa Tengah, DI Yogyakarta, Jawa Timur, Kalimantan Selatan dan Sulawesi Selatan. Selanjutnya, untuk tahun 1993 cakupannya diperluas ke seluruh provinsi di Indonesia. Pada tahun 2022 jumlah sampelnya sebesar 3.000 perusahaan per triwulan.

METODOLOGI

1. Kerangka Sampel

Survei Perusahaan Konstruksi Triwulanan merupakan sub sampel dari Survei Perusahaan Konstruksi Tahunan, sehingga kerangka sampel perusahaan konstruksi untuk survei triwulanan adalah daftar perusahaan konstruksi yang terpilih pada survei tahunan.

2. Rancangan Penarikan Sampel

Jumlah sampel survei perusahaan konstruksi triwulanan tahun 2022 adalah sebanyak 3.000 perusahaan, sehingga dalam kurun waktu setahun jumlah sampelnya adalah 12.000 perusahaan.

Jumlah sampel untuk kualifikasi perusahaan konstruksi adalah sebagai berikut:

- a. Jumlah sampel perusahaan konstruksi besar (kualifikasi B) adalah 1.004, seluruh perusahaan konstruksi besar yang ada dilakukan pencacahan lengkap (*take all*).
- b. Jumlah sampel perusahaan konstruksi menengah (kualifikasi M1 dan M2) adalah 1.996, pencacahan dilakukan hanya pada perusahaan konstruksi menengah terpilih (*take some*).
- c. Sedangkan untuk perusahaan konstruksi kecil (kualifikasi K1, K2, dan K3) tidak terpilih sampel.

Barat, Sumatera Selatan, DKI Jakarta, Jawa Barat, Jawa Tengah, DI Yogyakarta, Jawa Timur, Kalimantan Selatan and Sulawesi Selatan. In 1993, the QCES was expanded to cover all provinces in Indonesia. In 2022 the number of respondents included in the survey is 3,000 establishments each quarter.

METHODOLOGY

1. Sampling Frame

The Quarterly Construction Establishment Survey is a sub sample of the Annual Construction Establishment Survey. Therefore, the sampling frame of the quarterly survey is the list of establishments which are selected in the annual survey.

2. Sampling Method

The sample size of the construction establishments quarterly survey in 2022 is 3,000 establishments. Therefore, the sample size for the whole year 2022 is 12.000 establishments.

Number of establishments in each establishment qualification are listed as follows:

- a. *Number of samples in the big construction establishment/business group (qualification B) is 1.004, the enumeration is conducted for all big construction establishments (take all).*
- b. *Number of samples in the medium construction establishments group (qualification M1 and M2) is 1.996, the enumeration is conducted only for the selected medium construction establishments (take some).*
- c. *Meanwhile, for small construction establishments (qualification K1, K2, and K3) is not selected in the sample.*



INDEKS DIVISIA KONSTRUKSI

Rasio Konstruksi adalah perhitungan rasio variabel konstruksi yang meliputi pekerja tetap, hari orang, balas jasa dan upah, serta nilai konstruksi yang diselesaikan triwulanan menggunakan formula sebagai berikut:

1. Rasio KBLI

$$R_i = \frac{Q_{i(t)}}{Q_{i(t-1)}} \quad (1.1)$$

dimana:

R_i adalah rasio KBLI 2 digit i pada triwulan ke t terhadap triwulan ke $(t-1)$

$Q_{i(t)}$ adalah jumlah nilai variabel konstruksi untuk KBLI 2 digit i pada triwulan ke t

$Q_{i(t-1)}$ adalah jumlah nilai variabel konstruksi untuk KBLI 2 digit i pada triwulan ke $(t-1)$

2. Rasio Total

$$R_{tot} = e^{\left[\frac{\sum_i V_i \times \ln(R_i)}{\sum_i V_i} \right]} \quad (1.2)$$

dimana:

R_{tot} adalah rasio total

V_i adalah jumlah nilai variabel konstruksi untuk KBLI 2 digit i pada triwulan ke t dan $(t-1)$

3. Indeks Divisia Konstruksi

$$I_t = I_{(t-1)} \times R_{tot} \quad (1.3)$$

dimana:

I_t : Indeks konstruksi pada triwulan ke t

I_{t-1} : Indeks konstruksi pada triwulan ke $t-1$

R_{tot} : Rasio total konstruksi pada triwulan ke t

DIVISIA INDEX CONSTRUCTION

The construction ratio is ratio construction variables including permanent workers, mandays, compensation and wages, and value of construction works completed quarterly using formula as follows:

1. ISIC Ratio

$$R_i = \frac{Q_{i(t)}}{Q_{i(t-1)}} \quad (1.1)$$

where:

R_i is the ratio of ISIC 2 digits i t^{th} quarter to $(t-1)^{\text{th}}$ quarter

$Q_{i(t)}$ is sum of variable construction for the ISIC 2 digits i in t^{th} quarter

$Q_{i(t-1)}$ is sum of variable construction for the ISIC 2 digits i in $(t-1)^{\text{th}}$ quarter

2. Total Ratio

$$R_{tot} = e^{\left[\frac{\sum_i V_i \times \ln(R_i)}{\sum_i V_i} \right]} \quad (1.2)$$

where:

R_{tot} is total ratio

V_i is the sum of variable construction for the ISIC 2 digits i in t^{th} and $(t-1)^{\text{th}}$ quarter

3. Divisia Index Construction

$$I_t = I_{(t-1)} \times R_{tot} \quad (1.3)$$

where:

I_t : Index construction in t^{th} quarter

I_{t-1} : Index construction in $(t-1)^{\text{th}}$ quarter

R_{tot} : Total ratio construction in t^{th} quarter

INDEKS DIFFUSION

Metode indeks *diffusion* digunakan untuk menghitung indeks kondisi dan prospek bisnis pengusaha. Formula dari indeks *diffusion* sebagai berikut:

$$ID = \%meningkat + \frac{\%tetap}{2} \quad (2.1)$$

dimana,

- ID = indeks *diffusion*
%meningkat = persentase pengusaha yang menyatakan kondisi usahanya pada periode tertentu meningkat dibanding dengan periode sebelumnya
% tetap = persentase pengusaha yang menyatakan kondisi usahanya pada periode tertentu tetap dibanding dengan periode sebelumnya

Nilai Indeks *Diffusion* (ID) akan terletak dalam range 0 - 100 % yang diinterpretasikan sebagai berikut:

- ID = 100% : Semua pengusaha menyatakan kondisi usahanya meningkat
ID > 50% : Jumlah pengusaha yang menyatakan kondisi usahanya meningkat lebih banyak dibandingkan yang menyatakan menurun, umumnya pengusaha cenderung optimis akan kondisi usahanya
ID = 50 % : Jumlah pengusaha yang menyatakan kondisi usahanya meningkat sama dengan yang menyatakan menurun
ID < 50% : Jumlah pengusaha yang menyatakan kondisi usahanya menurun lebih banyak dibandingkan yang menyatakan

DIFFUSION INDICES

Diffusion index method is used to calculate condition and prospect. The formula is as follows:

$$ID = \%increase + \frac{\%same}{2} \quad (2.1)$$

where,

- ID = diffusion indices
%meningkat = percentage of responses reporting "increase" compare to previous period
% tetap = percentage of responses reporting "same" compare to previous period

Diffusion index (ID) values range from 0 to 100 percent which can be interpreted as follows:

- ID = 100% : all the response stated that the business condition are "increase"
ID > 50% : most of the response (more than 50%) stated that the business condition are "increase". They are optimist about the business
ID = 50 % : number of response "incerase" and 'decrease" are equal
ID < 50% : most of the response (more than 50%) stated that the business condition are "decrease". They are pessimist about the business



meningkat, umumnya
 pengusaha cenderung pesimis
 akan kondisi usahanya

ID = 0 % : Semua pengusaha menyatakan
 kondisi usahanya menurun

ID = 0 % : all the response stated that the
 business condition are "decrease"

Penghitungan ID menurut persamaan
 (2.1) dilakukan untuk setiap kondisi/variabel,
 kemudian dihitung indeks komposit ID-nya,
 yaitu sebagai berikut:

ID that calculated by equation (2.1)
 is calculated for each business condition/
 variable. Then, the composite indices for the ID is
 calculated as follows :

$$ID_c = \frac{\sum_{i=1}^v ID_i}{v} \quad (2.2)$$

dimana,

IDC = indeks *diffusion* komposit

IDi = indeks *diffusion* kondisi/variabel ke-i

v = jumlah kondisi/variabel

where,

IDC = Diffusion's composite indices

IDi = Diffusion's composite indices for
 particular condition / variable

v = number of condition / variable

INDEKS MASALAH BISNIS

Metode indeks masalah bisnis digunakan
 untuk menghitung kondisi derajat kegawatan
 kinerja pengusaha. Formula dari indeks masalah
 bisnis sebagai berikut:

BUSINESS PROBLEM INDICES

Business problems index is used to measure
 the degree of problems faced by businessman. The
 formula to calculate business index is as follows:

$$T_v = \sum_{i=1}^n S_{vi} \quad (3.1)$$

$$IM_v = \frac{100\% T_v}{4 n} \quad (3.2)$$

$$IMB = \frac{\sum_{v=1}^k T_v \times IM_v}{\sum_{v=1}^k T_v} \quad (3.3)$$

dimana,

IMB = indeks masalah bisnis

IM_v = indeks masalah untuk kondisi ke-v

T_v = total nilai skor untuk kondisi ke-v

S_{vi} = nilai skor untuk kondisi ke-v pada perusahaan ke-i

n = jumlah perusahaan

k = jumlah variabel pembentuk indeks masalah bisnis

Nilai IM_v dan IMB akan terletak dalam range 0 - 100 %, dan diinterpretasikan sebagai berikut:

IM_v atau IMB = 0 % : tidak bermasalah

$0\% < IM_v$ atau IMB $\leq 25\%$: sedikit bermasalah

$25\% < IM_v$ atau IMB $\leq 50\%$: cukup bermasalah

$50\% < IM_v$ atau IMB $\leq 75\%$: bermasalah

$75\% < IM_v$ atau IMB $\leq 100\%$: sangat bermasalah

KONSEP DAN DEFINISI

1. Nilai Konstruksi yang Diselesaikan

Nilai konstruksi yang diselesaikan adalah nilai pekerjaan yang telah diselesaikan oleh pihak pemborong menurut realisasi proyek yang telah diselesaikan dalam jangka waktu tertentu, berdasarkan nilai kontrak antara pemilik dengan kontraktor.

2. Pekerja

Pekerja adalah semua orang yang pada saat pencacahan bekerja di perusahaan, baik pekerja teknik maupun pekerja nonteknik.

Pekerja tetap adalah pekerja yang bekerja pada perusahaan/usaha yang menerima upah/gaji secara tetap, tidak tergantung pada presensi/ kehadiran pekerja tersebut.

Pekerja kontrak adalah pekerja yang bekerja dengan perjanjian tertentu dan tidak mendapatkan kesempatan untuk mengikuti jenjang karir yang berlaku di perusahaan.

Pekerja harian adalah pekerja dibayar yang

where,

IMB = business problem indices

IM_v = problem indices of v^{th} condition

T_v = total score of v^{th} condition

S_{vi} = score of v^{th} condition of i^{th} establishment

n = number of sample establishments

k = number of business problem indices forming variable

IM_v and IMB values range from 0 to 100 and can be interpreted as follows:

IM_v or IMB = 0 % : not problematic

$0\% < IM_v$ or IMB $\leq 25\%$: less problematic

$25\% < IM_v$ or IMB $\leq 50\%$: sufficiently problematic

$50\% < IM_v$ or IMB $\leq 75\%$: problematic

$75\% < IM_v$ or IMB $\leq 100\%$: extreme problematic

CONCEPTS AND DEFINITIONS

1. Value of Construction Works Completed

The value of construction works completed is the total value of works completed by a contractor based on the progress of a project in a certain period of time, based on the contract value between bowheer and contractor.

2. Workers

Worker is a person who works in an establishment at the time of enumeration, which includes technical worker and nontechnical worker.

Permanent worker is a worker who works in an establishment/business and receives fixed salary without depending on his presence recordy.

Contract worker is a worker who works based on a particular agreement and has no career path in the establishment.

Casual worker is a worker who works during

tidak terikat secara tetap dengan perusahaan/ usaha, mereka hanya bekerja selama pekerjaan/ proyek dan setelah selesai maka secara otomatis mereka tidak mempunyai hubungan kerja.

3. Hari Orang

Hari orang adalah jumlah hari dan orang yang dibutuhkan untuk menyelesaikan satu pekerjaan.

4. Balas Jasa dan Upah

Balas jasa dan upah adalah seluruh pengeluaran yang dibayarkan kepada pekerja tetap dan pekerja harian berupa upah gaji, upah lembur, hadiah, bonus, dana pensiun, tunjangan kecelakaan, dan pengeluaran lainnya yang dibayarkan dalam bentuk uang maupun barang sebagai balas jasa dan upah.

5. Laju Pertumbuhan

Laju pertumbuhan menunjukkan pergerakan agregat yang berfluktuasi dari satu waktu tertentu terhadap waktu sebelumnya. Laju pertumbuhan diperoleh dengan cara mengurangi angka indeks yang diperoleh pada tahun n dikurangi 100 persen.

the project and has no permanent relationship with the company when the project has been completed.

3. Mandays

Mandays is the number of days and workers needed to finish a job.

4. Compensation and Wages

Compensation and wages is expenditures incurred for both permanent and daily workers in the form of wages/salaries, overtime payments, gifts, bonuses, pension benefits, accident allowances and other expenditures either in the form of money or goods.

5. Growth Rate

The growth rate showed a fluctuation aggregate movement from time to time. The growth rate is derived by subtracting the indices derived in the year n by 100 percent.



ULASAN SINGKAT REVIEW

INDIKATOR KONSTRUKSI

Pola aktivitas konstruksi triwulanan selama 2021 – triwulan II tahun 2022 menunjukkan adanya fluktuasi pada jumlah pekerja, balas jasa dan upah pekerja, nilai pekerjaan konstruksi, kondisi dan prospek bisnis, serta masalah bisnis konstruksi.

1. Tenaga Kerja Konstruksi

Tenaga kerja yang diserap sektor konstruksi berkaitan erat dengan besaran nilai proyek, jenis teknologi yang digunakan, dan target waktu penyelesaian konstruksi. Tenaga kerja konstruksi dilihat dari dua indikator yaitu Indeks Pekerja Tetap dan Indeks Hari Orang.

Indeks pekerja tetap triwulan II tahun 2022 mengalami pertumbuhan sebesar 0,86 persen dibanding triwulan II tahun 2021. Secara *q-to-q*, indeks pekerja tetap mengalami pertumbuhan sebesar 0,07 persen pada triwulan II tahun 2022. Angka pertumbuhan ini melambat dibanding triwulan II-2021 yang tumbuh sebesar 0,46 persen. Indeks pekerja tetap triwulan II tahun 2021 sebesar 107,01 dan tahun 2022 sebesar 107,93.

Indeks hari orang triwulan II tahun 2022 tumbuh sebesar 3,00 persen dibanding periode yang sama tahun lalu. Pada triwulan II tahun 2022, indeks hari orang tumbuh sebesar 0,12 persen secara *q-to-q*. Angka pertumbuhan ini melambat dibanding triwulan II tahun 2021

CONSTRUCTION INDICATORS

The Quarterly Construction Indices during 2021 – the second quarter of 2022 fluctuated on number of construction labor, level of compensation and wages, value of construction, business condition and prospect, and construction business problems.

1. Construction Labor

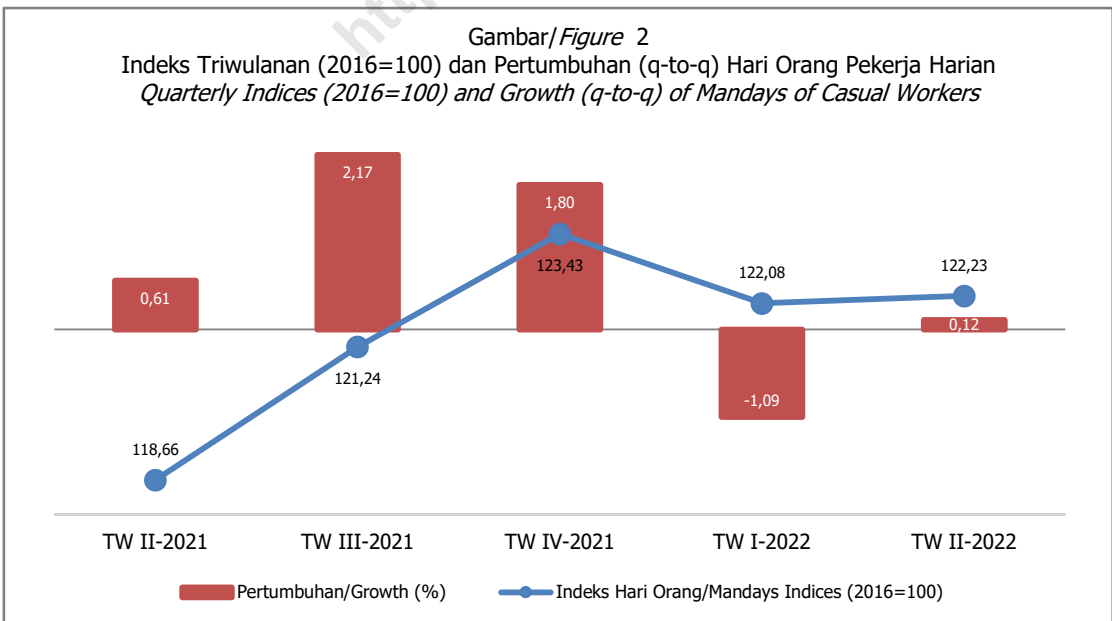
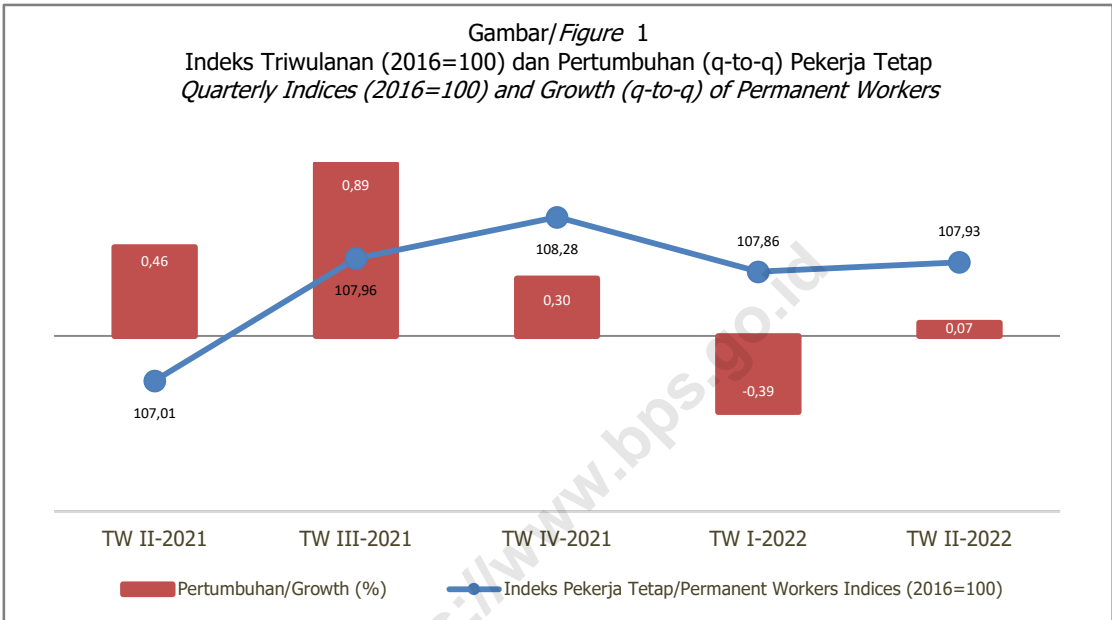
The construction absorption labor closely related to project value, technologies, and construction completion time. Construction labor described by two indicators, Permanent Workers Index (PWI) and Man-days Index (Mdl).

The permanent workers index in the second quarter of 2022 increased by 0.86 percent compared to the second quarter of 2021. In the second quarter of 2022, the permanent workers index grew by 0.07 percent from quarter to quarter. This rate of growth has slowed down in comparison to the second quarter of 2021, which grew by 0.46 percent. The permanent workers index in the second quarter of 2021 was 107.01 and 107.93 in 2022.

The man-days index in the second quarter of 2022 grew by 3.00 percent compared to the same period last year. In the second quarter of 2022, the man-days index grew by 0.12 percent from quarter to quarter. This rate of growth has slowed down in comparison to the second quarter of 2021, which

yang tumbuh sebesar 0,61 persen. Indeks Hari Orang triwulan II tahun 2021 sebesar 118,66 dan sebesar 122,23 pada tahun 2022. Fluktuasi angka indeks tenaga kerja konstruksi disajikan pada gambar 1 dan 2.

increased by 0.61 percent. The man-days index in the second quarter of 2021 was 118.66 and 122.23 in 2022. Figure 1 and 2 displays the fluctuation of construction labor indices.



2. Balas Jasa dan Upah

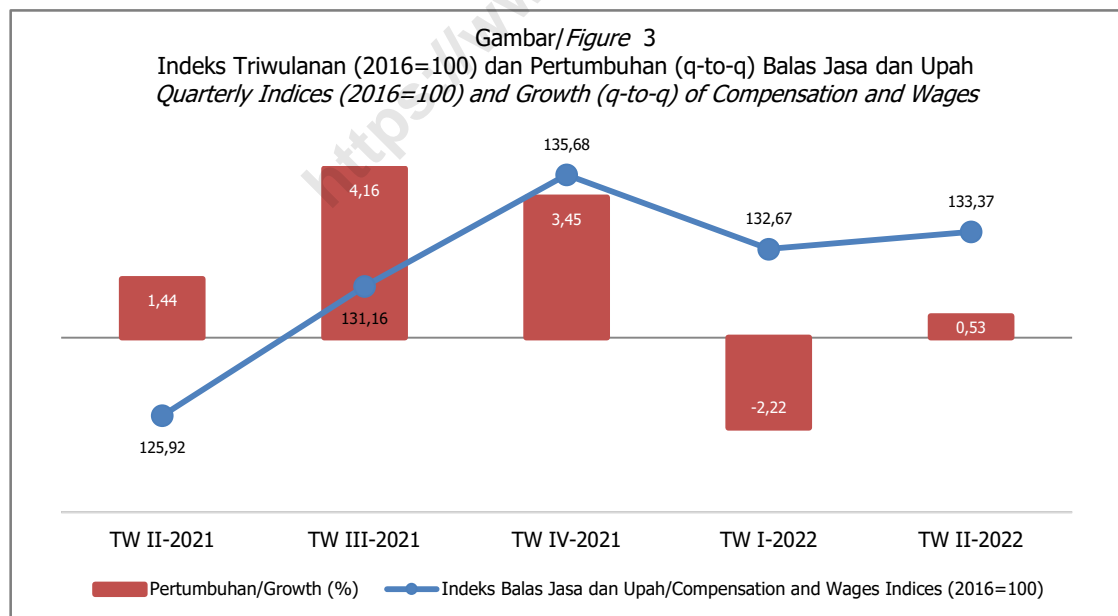
Besarnya balas jasa dan upah yang dikeluarkan sektor konstruksi terdiri dari jumlah balas jasa yang dibayarkan untuk pekerja tetap dan upah yang dibayarkan untuk pekerja harian. Perkembangan balas jasa dan upah yang dibayarkan kepada pekerja sektor konstruksi dilihat dari Indeks Balas Jasa dan Upah.

Indeks balas jasa dan upah pada triwulan II tahun 2022 mengalami pertumbuhan sebesar 5,91 persen dibanding triwulan II tahun 2021. Indeks balas jasa dan upah pada triwulan II tahun 2021 sebesar 125,92 dan tahun 2022 sebesar 133,37. Pada triwulan II tahun 2022, indeks balas jasa dan upah tumbuh sebesar 0,53 persen secara q-to-q. Angka pertumbuhan ini melambat dibanding triwulan II tahun 2021 yang tumbuh sebesar 1,44 persen. Fluktuasi Indeks balas jasa dan upah disajikan pada Gambar 3.

2. Compensation and Wages

The amount of compensation and wages paid by construction sector consisted of compensation paid to permanent workers and wages paid to casual workers. The growth of compensation and wages paid to construction labor described by Compensation and Wages Index.

The compensation and wages index in the second quarter of 2022 grew by 5.91 percent compared to the second quarter of 2021. The compensation and wages index in the second quarter of 2021 was 125.92 and 133.37 in 2022. In the second quarter of 2022, the compensation and wages index grew by 0.53 percent from quarter to quarter. This rate of growth has slowed down in comparison to the second quarter of 2021, which grew by 1.44 percent. Figure 3 showed the fluctuation of compensation and wages indices.



Perkembangan balas jasa yang dibayarkan kepada pekerja tetap dan upah yang dibayarkan kepada pekerja harian dapat dilihat secara terpisah.

The growth of compensation paid to permanent workers and wages paid to casual workers can be described separately. The growth

Perkembangan balas jasa yang dibayarkan kepada pekerja tetap dapat dilihat dari Indeks Balas Jasa Pekerja Tetap. Perkembangan upah yang dibayarkan kepada pekerja harian dapat dilihat dari Indeks Upah Pekerja harian.

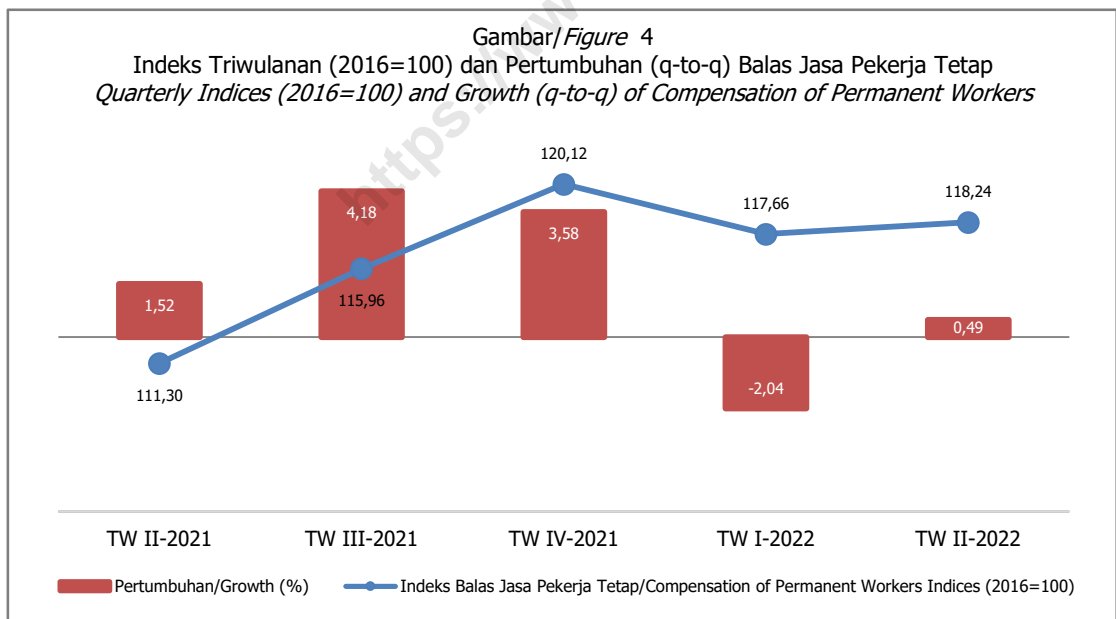
a. Balas Jasa Pekerja Tetap

Indeks balas jasa pekerja tetap pada triwulan II tahun 2022 mengalami pertumbuhan sebesar 6,23 persen dibanding triwulan II tahun 2021. Indeks balas jasa pekerja tetap pada triwulan II tahun 2021 sebesar 111,30 dan tahun 2022 sebesar 118,24. Pada triwulan II tahun 2022, indeks balas jasa pekerja tetap tumbuh sebesar 0,49 persen secara q-to-q. Angka pertumbuhan ini melambat dibanding triwulan II tahun 2021 yang tumbuh sebesar 1,52 persen. Fluktuasi indeks balas jasa pekerja tetap disajikan pada Gambar 4.

of compensation paid to permanent workers described by Compensation of Permanent Workers Index. The growth of wages paid to casual workers described by Wages of Casual Workers Index.

a. Compensation of Permanent Workers

The compensation of permanent workers index in the second quarter of 2022 grew by 6.23 percent compared to the second quarter of 2021. The compensation of permanent workers index in the second quarter of 2021 was 111.30 and 118.24 in 2022. In the second quarter of 2022, the compensation of permanent workers index grew by 0.49 percent from quarter to quarter. This growth rate has slowed down compared to the second quarter of 2021, which grew by 1.52 percent. Figure 4 showed the fluctuation of compensation of permanent workers indices.

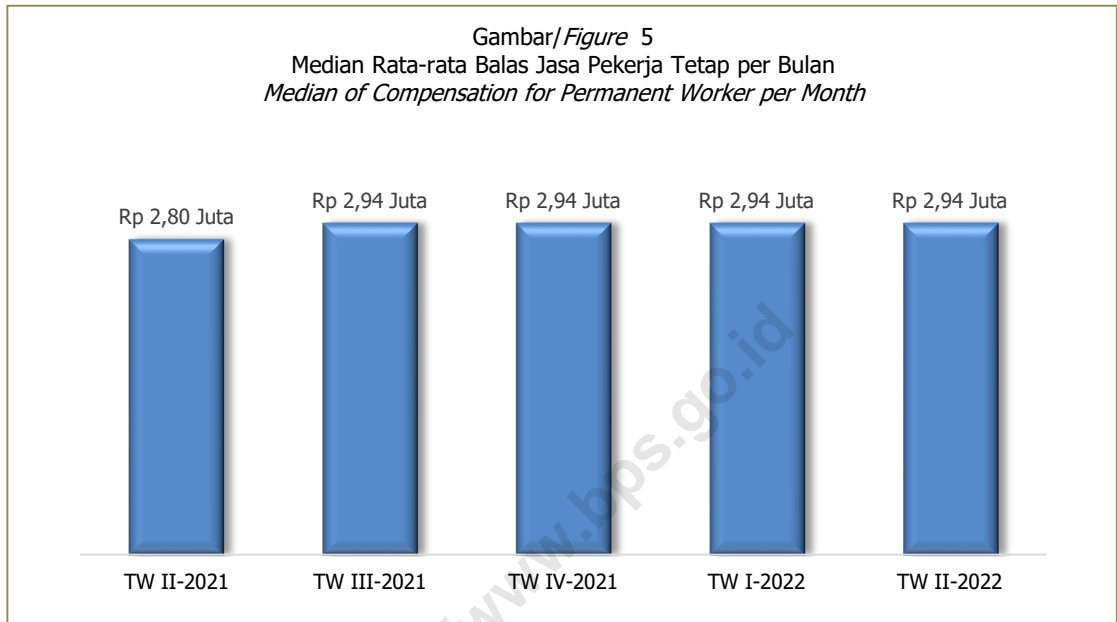


Median rata-rata balas jasa pekerja tetap per bulan pada triwulan II tahun 2022 adalah Rp 2,94 juta. Median rata-rata balas jasa pekerja tetap per

Median of compensation for permanent worker in the second quarter of 2022 was IDR 2.94 million. The highest median of compensation for

bulan tertinggi ada di Provinsi DKI Jakarta sebesar Rp 6,42 juta dan yang terendah ada di Provinsi Nusa Tenggara Timur sebesar Rp 2,2 juta.

permanent worker was in DKI Jakarta Province with IDR 6.42 million, the lowest median was then in Nusa Tenggara Timur Province with IDR 2.2 million.



b. Upah Pekerja Harian

Indeks upah pekerja harian pada triwulan II tahun 2022 mengalami pertumbuhan sebesar 5,81 persen dibanding triwulan II tahun 2021. Indeks upah pekerja harian pada triwulan II tahun 2021 sebesar 131,63 dan tahun 2022 sebesar 139,27. Pada triwulan II tahun 2022, indeks upah pekerja harian mengalami pertumbuhan sebesar 0,54 persen secara q-to-q. Angka pertumbuhan ini melambat dibanding triwulan II tahun 2021 yang tumbuh sebesar 1,42 persen. Fluktuasi indeks upah pekerja harian disajikan pada Gambar 6.

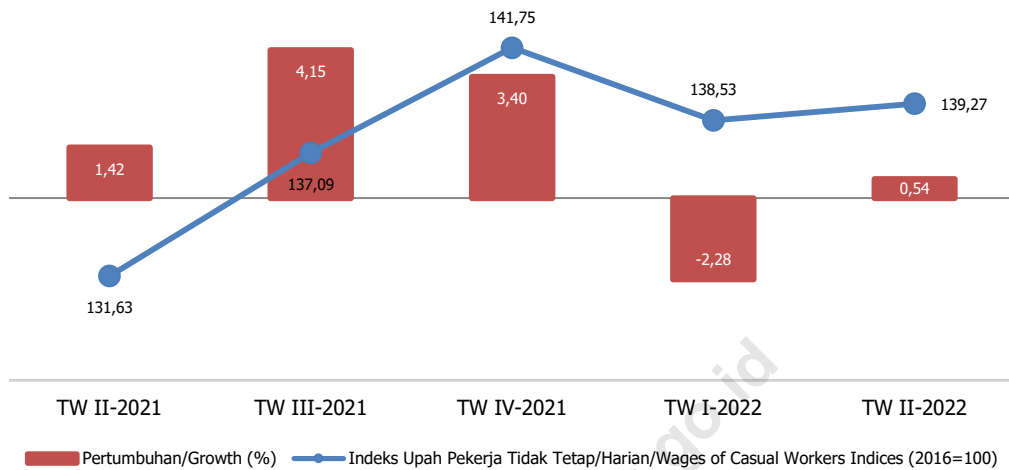
Median upah pekerja harian per hari pada triwulan II tahun 2022 sebesar Rp 112 ribu. Median tertinggi ada di Provinsi Papua sebesar Rp 155 ribu, sedangkan yang terendah ada di Provinsi Nusa Tenggara Timur sebesar Rp 98 ribu.

b. Compensation of Permanent Workers

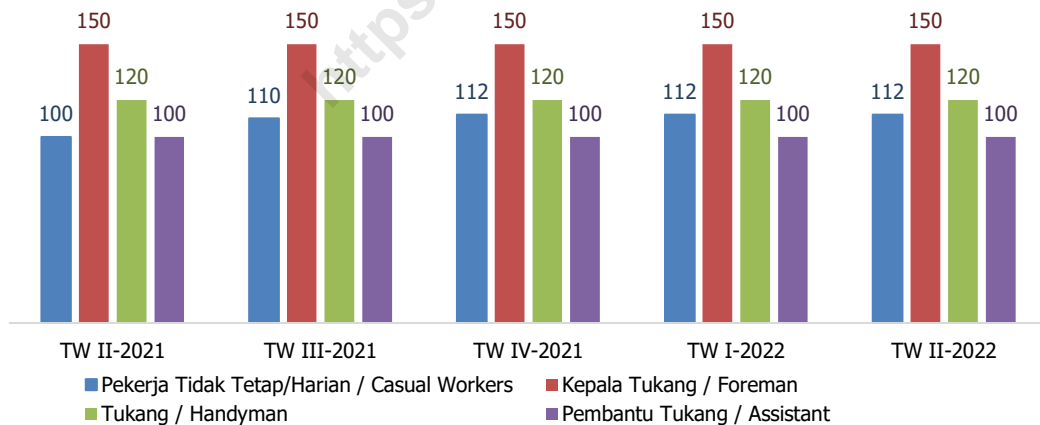
The wages of casual workers index in the second quarter of 2022 grew by 5.81 percent compared to the second quarter of 2021. The wages of casual workers index in the second quarter of 2021 was 131.63 and 139.27 in 2022. In the second quarter of 2022, the wages of casual workers index grew by 0.54 percent from quarter to quarter. This rate of growth has slowed down in comparison to the second quarter of 2021, which grew by 1.42 percent. Figure 6 showed the fluctuation of wages of casual workers indices.

Median of wages for casual worker in the second quarter of 2022 was IDR 112,000 per day. The highest median was in Papua Province with IDR 155,000, the lowest was then in Nusa Tenggara Timur Province with IDR 98,000.

Gambar/ Figure 6
 Indeks Triwulanan (2016=100) dan Pertumbuhan (q-to-q) Upah Pekerja Tidak Tetap/Harian
Quarterly Indices (2016=100) and Growth (q-to-q) of Wages of Casual Workers



Gambar/ Figure 7
 Median Rata-rata Upah Pekerja per Hari (Ribu Rupiah)
Median of Daily Wages of Worker (Thousand Rupiah)



3. Nilai Konstruksi yang Diselesaikan

Indikator penting yang menunjukkan fluktuasi konstruksi di Indonesia adalah Indeks Nilai Konstruksi yang Diselesaikan. Indeks Nilai

3. Value of Construction Works Completed

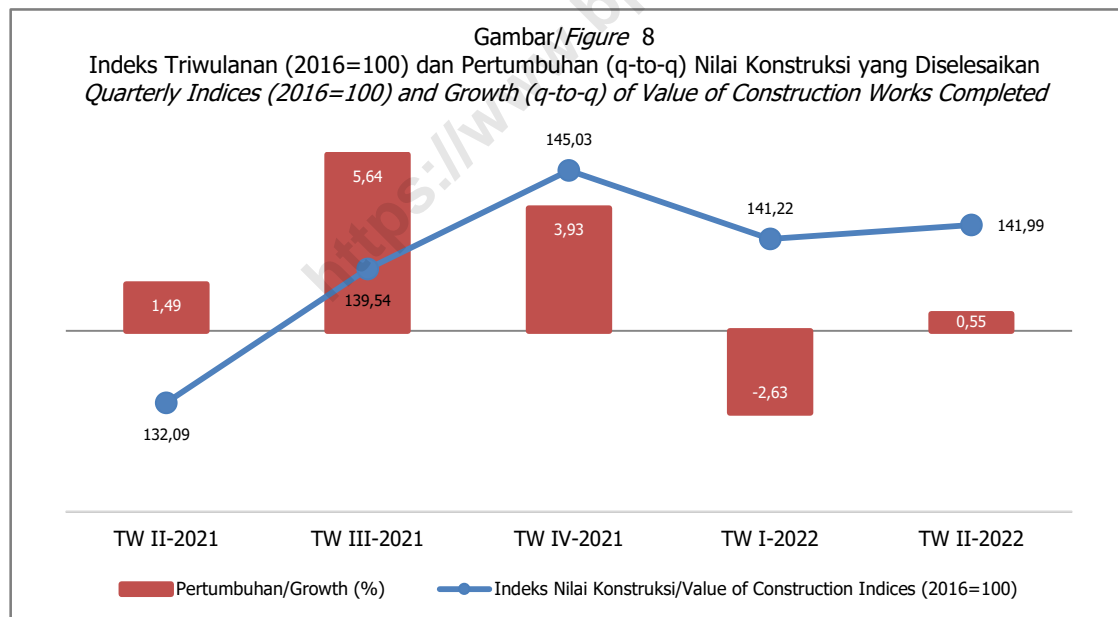
Main indicator to show the fluctuations of construction was Value of Construction Works Completed Index. The value of work of the

Konstruksi yang Diselesaikan menggambarkan realisasi fisik pekerjaan konstruksi yang diselesaikan dalam satu triwulan pada suatu wilayah.

Indeks nilai konstruksi yang diselesaikan pada triwulan II tahun 2022 tumbuh sebesar 7,49 persen dibanding triwulan II tahun 2021. Indeks nilai konstruksi yang diselesaikan pada triwulan II tahun 2021 sebesar 132,09 dan 141,99 pada tahun 2022. Secara q-to-q, indeks nilai konstruksi yang diselesaikan mengalami pertumbuhan sebesar 0,55 persen. Angka pertumbuhan ini melambat jika dibandingkan dengan triwulan II tahun 2021 yang terkontraksi sebesar 1,49 persen. Fluktuasi indeks nilai konstruksi yang diselesaikan sektor konstruksi di Indonesia ditunjukkan pada Gambar 8.

construction sector depends on the value of work completed in the quarterly period.

The value of construction work completed index increased by 7.49 percent in the second quarter of 2022 compared to the second quarter of 2021. The value of construction works completed Indices in the second quarter of 2021 was 132.09 and 141.99 in the second quarter of 2022. In the second quarter of 2022, the value of construction works completed index grew by 0.55 percent from quarter to quarter. This rate of growth has slowed down in comparison to the second quarter of 2021, which grew by 1.49 percent. Figure 8 shows the fluctuation of the value of the construction work completed indices.



KONDISI DAN PROSPEK BISNIS

Selama periode 2021, mayoritas pengusaha menganggap kondisi usahanya menurun pada triwulan II tahun 2021, tapi cenderung optimis bahwa kondisi usahanya akan memiliki prospek

BUSINESS CONDITION AND PROSPECT

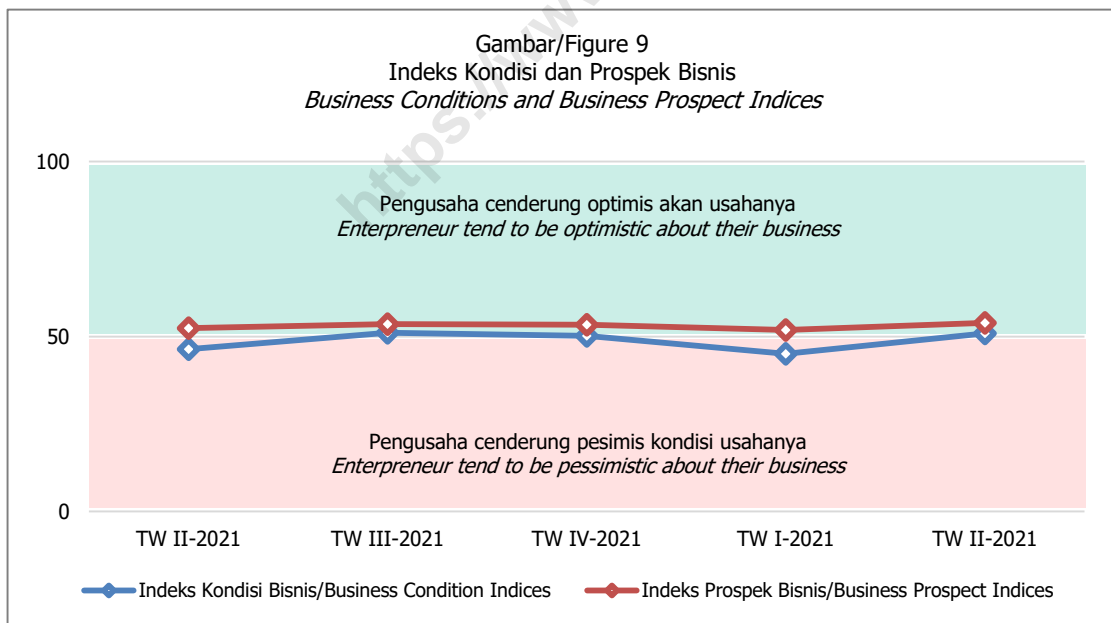
During the 2021 period, the majority of construction entrepreneurs assumed that their business conditions declined in the second quarter of 2021 but tended to be optimistic that

yang lebih baik pada triwulan III tahun 2021. Hal ini tercermin dari besaran nilai Indeks Kondisi Bisnis yang lebih kecil dari 50 dan Indeks Prospek Bisnis yang lebih besar dari 50. Nilai indeks kondisi dan prospek bisnis pada triwulan II tahun 2021 sebesar 46,36 dan 52,43.

Berbeda dengan tahun 2021, mayoritas pengusaha menganggap kondisi usahanya meningkat pada triwulan II tahun 2022 dan cenderung optimis bahwa kondisi usahanya juga akan memiliki prospek yang lebih baik pada triwulan III tahun 2022. Hal ini tercermin dari besaran nilai Indeks Kondisi dan Prospek Bisnis yang lebih dari 50. Nilai indeks kondisi dan prospek bisnis pada triwulan II tahun 2022 sebesar 50,88 dan 53,92. Fluktuasi nilai indeks kondisi dan prospek bisnis ditunjukkan pada Gambar 9.

they would have better prospects in the third quarter of 2021. It was reflected in the business condition indices that were lower than 50 and the business prospect indices that were higher than 50. The Business Condition and Prospect Indices were 46.36 and 52.43 in the second quarter of 2021, respectively.

In contrast to 2021, the majority of construction entrepreneurs thought their business conditions had improved in the second quarter of 2022 and were optimistic that they would continue to improve in the third quarter of 2022. It was reflected in the business condition and prospect indices that were higher than 50. In the second quarter of 2022, the Business Condition and Prospect Indices were 50.88 and 53.92, respectively. Figure 9 shows the fluctuation of the Business Condition and Prospect Indices.



MASALAH BISNIS

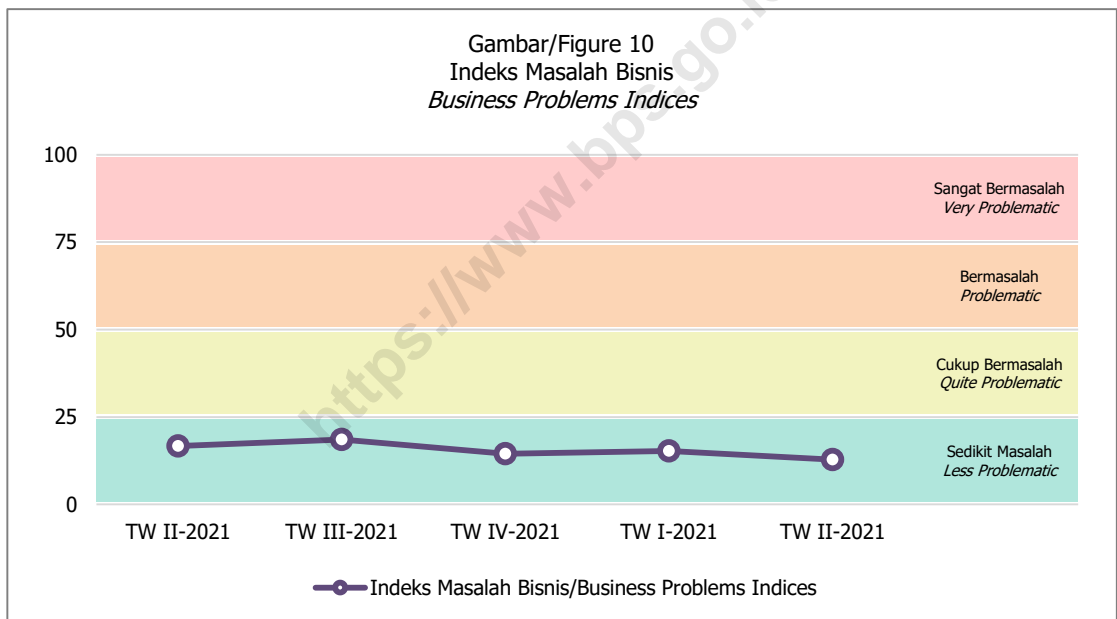
Pada periode ini, pengusaha masih menganggap sedikit bermasalah dalam

BUSINESS PROBLEMS

Construction entrepreneurs still faced a few problems in running their businesses compared

menjalankan bisnisnya dibanding triwulan sebelumnya. Hal ini ditunjukkan oleh Indeks Masalah Bisnis (IMB) yang kurang dari 25. Indeks Masalah Bisnis pada triwulan II tahun 2022 sebesar 12,83, lebih rendah jika dibandingkan dengan periode yang sama pada tahun 2021, yaitu 16,66. Jika dijabarkan menurut variabelnya, tiga masalah utama yang dihadapi oleh para pengusaha yaitu permintaan jasa konstruksi yang menurun, tingkat persaingan yang tinggi, dan harga bahan bangunan yang tidak stabil. Fluktuasi nilai indeks masalah bisnis ditunjukkan pada Gambar 10.

to the previous quarter. This is indicated by the the business problems indices (IMB), which is less than 25. The business problems indices in the second quarter of 2022 was 12.83, lower than the same period in the second quarter of 2021, which was 16.66. The data indicated that construction entrepreneurs faced three significant issues: a decline in demand, fierce competition among them, and unstable construction material pricing. Figure 10 shows the fluctuation of the Business Problems Indices.



Hubungan Kondisi, Prospek dan Masalah Bisnis pada triwulan II tahun 2022 ini menunjukkan angka indeks yang cukup signifikan, kondisi bisnis 50,88 (>50), prospek bisnis 53,92 (>50) dan diikuti masalah bisnis 12,83 (<25). Hal ini menunjukkan bahwa pengusaha jasa konstruksi cenderung optimis di masa yang akan datang.

The relationship between business conditions, prospects, and problems indices in the second quarter of 2022 shows a fairly significant index number, with business conditions at 50.88 (>50), business prospects at 53.92 (>50), and followed by business problems at 12.83 (<25). This shows that construction service entrepreneurs tend to be optimistic about the future.

TABEL : 1.1 Indikator Konstruksi, Triwulan II/2021 - II/2022
TABLE : 1.1 Construction Indicators, 2nd Quarter 2021 - 2nd Quarter 2022

INDONESIA

Uraian Description	Triwulan / Quarter				
	II-2021	III-2021	IV-2021	I-2022	II-2022
(1)	(2)	(3)	(4)	(5)	(6)
Indeks Konstruksi / Construction Indices (2016=100)					
Pekerja Tetap / Permanent Workers	107,01	107,96	108,28	107,86	107,93
Pertumbuhan / Growth (%)	0,46	0,89	0,30	-0,39	0,07
Hari Orang / Mandays	118,66	121,24	123,43	122,08	122,23
Pertumbuhan / Growth (%)	0,61	2,17	1,80	-1,09	0,12
Balas Jasa dan Upah / Compensation and Wages	125,92	131,16	135,68	132,67	133,37
Pertumbuhan / Growth (%)	1,44	4,16	3,45	-2,22	0,53
• Balas Jasa Pekerja Tetap / Compensation of Permanent Worker	111,30	115,96	120,12	117,66	118,24
Pertumbuhan / Growth (%)	1,52	4,18	3,58	-2,04	0,49
• Upah Pekerja Tidak Tetap/Harian / Wages of Casual Worker	131,63	137,09	141,75	138,53	139,27
Pertumbuhan / Growth (%)	1,42	4,15	3,40	-2,28	0,54
Nilai Konstruksi yang Diselesaikan / Value of Construction Works Completed	132,09	139,54	145,03	141,22	141,99
Pertumbuhan / Growth (%)	1,49	5,64	3,93	-2,63	0,55
• Nilai Konstruksi Gedung / Value of Building Construction	95,42	101,03	104,76	102,04	102,58
Pertumbuhan / Growth (%)	1,48	5,88	3,70	-2,60	0,53
• Nilai Konstruksi Sipil / Value of Civil Construction	211,89	223,66	232,70	226,37	227,66
Pertumbuhan / Growth (%)	1,52	5,56	4,04	-2,72	0,57
• Nilai Konstruksi Khusus / Value of Special Construction	70,81	74,56	77,66	75,95	76,30
Pertumbuhan / Growth (%)	1,36	5,30	4,16	-2,20	0,46
Median / Median					
Banyaknya Pekerja Tetap / Permanent Workers	4	4	4	4	4
Balas Jasa Pekerja Tetap per Bulan (Ribuan Rupiah) Monthly Compensation of Permanent Worker (Thousand Rupiah)	2 800	2 943	2 943	2 943	2 943
Upah Pekerja Tidak Tetap/Harian per Hari (Ribuan Rupiah) Daily Wages of Casual Worker (Thousand Rupiah)	100	110	112	112	112
Upah Kepala Tukang per Hari (Ribuan Rupiah) Daily Wages of Foreman (Thousand Rupiah)	150	150	150	150	150
Upah Tukang per Hari (Ribuan Rupiah) Daily Wages of Construction Handyman (Thousand Rupiah)	120	120	120	120	120
Upah Pembantu Tukang per Hari (Ribuan Rupiah) Daily Wages of Construction Handyman Assistant (Thousand Rupiah)	100	100	100	100	100

TABEL : 1.2 Indeks Kondisi, Prospek, dan Masalah Bisnis Konstruksi, Triwulan I/2022 - II/2022
TABLE : 1.2 *Construction Business Condition, Prospect, and Problems Indices, 1st Quarter - 2nd Quarter 2022*

INDONESIA

Variabel Indeks Kondisi dan Prospek Bisnis <i>Variable of Business Condition and Prospect Indices</i>	Kondisi <i>Condition</i> I-2022	Prospek <i>Prospect</i> II-2022	Kondisi <i>Condition</i> II-2022	Prospek <i>Prospect</i> III-2022
Pendapatan Usaha <i>Business Revenue</i>	40.12	51.82	49.32	55.59
Nilai Pekerjaan/Konstruksi yang Diselesaikan <i>Value of Construction Works Completed</i>	41.14	52.32	50.22	55.71
Order Bahan Bangunan/Material dan Komponen Lainnya <i>Ordering Construction Materials and Other Components</i>	40.67	50.60	49.42	54.28
Harga Bahan Bangunan/Material dan Komponen Lainnya <i>Price of Construction Materials and Other Components</i>	62.75	61.94	61.54	60.12
Jumlah Pekerja Tetap, Kontrak, dan Outsourcing <i>Number of Permanent Worker, Contract Labour, and Outsourcing</i>	44.13	49.58	48.89	51.14
Rata-rata Gaji Pekerja Tetap, Kontrak, dan Outsourcing <i>Average Compensation of Permanent, Contract and Outsourced Workers</i>	47.71	51.67	50.46	51.60
Jumlah Pekerja Tidak Tetap/Harian <i>Number of Casual Workers</i>	38.95	47.63	48.02	51.62
Upah Pekerja Tidak Tetap/Harian per Hari <i>Daily Wages of Casual Workers</i>	44.92	49.48	49.20	51.31
Indeks Kondisi dan Prospek Bisnis <i>Business Condition and Prospect Indices</i>	45.05	51.88	50.88	53.92

Variabel Indeks Masalah Bisnis <i>Variable of Business Problems Indices</i>	I-2022	II-2022
Akses Kredit <i>Credit Access</i>	5.04	4.82
Suku Bunga Pinjaman/Kredit <i>Interest Rate</i>	6.31	5.77
Kenaikan Harga Bahan Bangunan/Material dan Komponen Lainnya <i>Inflation of Construction Materials and Other Components Prices</i>	16.46	14.42
Penurunan Permintaan Jasa Konstruksi Secara Umum <i>Decreasing Demand of Construction Services in General</i>	21.65	18.14
Persaingan yang Sangat Ketat <i>Very Tight Competition</i>	23.79	20.08
Kesulitan Pasokan Bahan Bangunan/Material dan Komponen Lainnya <i>Difficulty in Construction Materials and Other Components Supply</i>	7.89	7.30
SDM yang Terampil/Ahli <i>Skilled and Professional Human Resources</i>	4.25	4.32
Birokrasi Administrasi Pemerintah <i>Government Administration and Bureaucracy</i>	10.64	9.17
Politik dan Keamanan <i>Politics and Security</i>	7.09	6.47
Kesehatan dan Keselamatan Kerja (K3) <i>Work Health and Safety</i>	4.35	3.74
Indeks Masalah Bisnis <i>Business Problems Indices</i>	15.32	12.83

TABEL : 2.1 Indikator Konstruksi, Triwulan II/2021 - II/2022
TABLE : 2.1 Construction Indicators, 2nd Quarter 2021 - 2nd Quarter 2022

PROVINSI/PROVINCE : ACEH

Uraian Description	Triwulan / Quarter				
	II-2021	III-2021	IV-2021	I-2022	II-2022
(1)	(2)	(3)	(4)	(5)	(6)
Indeks Konstruksi / Construction Indices (2016=100)					
Pekerja Tetap / Permanent Workers	106.84	107.07	107.52	106.70	106.68
Pertumbuhan / Growth (%)	0.48	0.22	0.42	-0.76	-0.02
Hari Orang / Mandays	117.84	118.87	119.92	119.12	119.05
Pertumbuhan / Growth (%)	1.62	0.88	0.89	-0.67	-0.05
Balas Jasa dan Upah / Compensation and Wages	124.54	126.58	128.99	128.23	127.97
Pertumbuhan / Growth (%)	2.01	1.64	1.91	-0.59	-0.21
• Balas Jasa Pekerja Tetap / Compensation of Permanent Worker	128.83	130.94	133.44	132.27	132.23
Pertumbuhan / Growth (%)	2.01	1.64	1.91	-0.88	-0.03
• Upah Pekerja Tidak Tetap/Harian / Wages of Casual Worker	123.00	125.01	127.40	126.78	126.44
Pertumbuhan / Growth (%)	2.01	1.64	1.91	-0.48	-0.27
Nilai Konstruksi yang Diselesaikan / Value of Construction Works Completed	123.19	126.70	128.34	127.68	127.33
Pertumbuhan / Growth (%)	2.02	2.85	1.30	-0.52	-0.27
Median / Median					
Banyaknya Pekerja Tetap / Permanent Workers	3	3	3	4	4
Balas Jasa Pekerja Tetap per Bulan (Ribuan Rupiah) Monthly Compensation of Permanent Worker (Thousand Rupiah)	2 417	2 500	2 500	2 750	2 775
Upah Pekerja Tidak Tetap/Harian per Hari (Ribuan Rupiah) Daily Wages of Casual Worker (Thousand Rupiah)	100	100	100	100	100
Upah Kepala Tukang per Hari (Ribuan Rupiah) Daily Wages of Foreman (Thousand Rupiah)	150	150	150	150	150
Upah Tukang per Hari (Ribuan Rupiah) Daily Wages of Construction Handyman (Thousand Rupiah)	120	120	120	120	120
Upah Pembantu Tukang per Hari (Ribuan Rupiah) Daily Wages of Construction Handyman Assistant (Thousand Rupiah)	90	90	90	100	100

TABEL : 2.2 Indeks Kondisi, Prospek, dan Masalah Bisnis Konstruksi, Triwulan I/2022 - II/2022
TABLE : 2.2 *Construction Business Condition, Prospect, and Problems Indices, 1st Quarter - 2nd Quarter 2022*

PROVINSI/PROVINCE : ACEH

Variabel Indeks Kondisi dan Prospek Bisnis <i>Variable of Business Condition and Prospect Indices</i>	Kondisi <i>Condition</i> I-2022	Prospek <i>Prospect</i> II-2022	Kondisi <i>Condition</i> II-2022	Prospek <i>Prospect</i> III-2022
Pendapatan Usaha <i>Business Revenue</i>	45.65	53.26	46.38	52.90
Nilai Pekerjaan/Konstruksi yang Diselesaikan <i>Value of Construction Works Completed</i>	46.74	55.43	46.38	52.90
Order Bahan Bangunan/Material dan Komponen Lainnya <i>Ordering Construction Materials and Other Components</i>	51.09	53.26	47.83	53.62
Harga Bahan Bangunan/Material dan Komponen Lainnya <i>Price of Construction Materials and Other Components</i>	69.57	64.13	58.70	60.87
Jumlah Pekerja Tetap, Kontrak, dan Outsourcing <i>Number of Permanent Worker, Contract Labour, and Outsourcing</i>	43.48	47.83	44.93	48.55
Rata-rata Gaji Pekerja Tetap, Kontrak, dan Outsourcing <i>Average Compensation of Permanent, Contract and Outsourced Workers</i>	54.35	51.09	50.72	52.17
Jumlah Pekerja Tidak Tetap/Harian <i>Number of Casual Workers</i>	45.65	48.91	46.38	47.83
Upah Pekerja Tidak Tetap/Harian per Hari <i>Daily Wages of Casual Workers</i>	47.83	54.35	47.10	49.28
Indeks Kondisi dan Prospek Bisnis <i>Business Condition and Prospect Indices</i>	50.54	53.53	48.55	52.26

Variabel Indeks Masalah Bisnis <i>Variable of Business Problems Indices</i>	I-2022	II-2022
Akses Kredit <i>Credit Access</i>	12.50	5.43
Suku Bunga Pinjaman/Kredit <i>Interest Rate</i>	11.41	7.25
Kenaikan Harga Bahan Bangunan/Material dan Komponen Lainnya <i>Inflation of Construction Materials and Other Components Prices</i>	20.65	12.68
Penurunan Permintaan Jasa Konstruksi Secara Umum <i>Decreasing Demand of Construction Services in General</i>	23.37	12.32
Persaingan yang Sangat Ketat <i>Very Tight Competition</i>	26.09	16.67
Kesulitan Pasokan Bahan Bangunan/Material dan Komponen Lainnya <i>Difficulty in Construction Materials and Other Components Supply</i>	7.61	5.80
SDM yang Terampil/Ahli <i>Skilled and Professional Human Resources</i>	2.72	3.99
Birokrasi Administrasi Pemerintah <i>Government Administration and Bureaucracy</i>	8.70	6.16
Politik dan Keamanan <i>Politics and Security</i>	3.80	4.71
Kesehatan dan Keselamatan Kerja (K3) <i>Work Health and Safety</i>	2.72	2.54
Indeks Masalah Bisnis <i>Business Problems Indices</i>	17.58	10.17

TABEL : 3.1 Indikator Konstruksi, Triwulan II/2021 - II/2022
TABLE : 3.1 Construction Indicators, 2nd Quarter 2021 - 2nd Quarter 2022

PROVINSI/PROVINCE : SUMATERA UTARA

Uraian <i>Description</i>	Triwulan / <i>Quarter</i>				
	II-2021	III-2021	IV-2021	I-2022	II-2022
(1)	(2)	(3)	(4)	(5)	(6)
Indeks Konstruksi / <i>Construction Indices (2016=100)</i>					
Pekerja Tetap / <i>Permanent Workers</i>	109.96	111.17	112.05	111.42	111.55
Pertumbuhan / <i>Growth (%)</i>	0.24	1.10	0.79	-0.56	0.12
Hari Orang / <i>Mandays</i>	128.14	130.72	132.49	131.59	131.85
Pertumbuhan / <i>Growth (%)</i>	1.98	2.01	1.35	-0.68	0.20
Balas Jasa dan Upah / <i>Compensation and Wages</i>	138.67	144.56	148.26	144.21	144.53
Pertumbuhan / <i>Growth (%)</i>	2.24	4.25	2.55	-2.73	0.22
• Balas Jasa Pekerja Tetap / <i>Compensation of Permanent Worker</i>	128.69	134.16	137.59	134.82	134.99
Pertumbuhan / <i>Growth (%)</i>	2.24	4.25	2.55	-2.01	0.13
• Upah Pekerja Tidak Tetap/Harian / <i>Wages of Casual Worker</i>	143.02	149.10	152.91	148.31	148.69
Pertumbuhan / <i>Growth (%)</i>	2.24	4.25	2.55	-3.01	0.26
Nilai Konstruksi yang Diselesaikan / <i>Value of Construction Works Completed</i>	147.66	155.19	160.00	155.05	155.42
Pertumbuhan / <i>Growth (%)</i>	2.42	5.09	3.10	-3.10	0.24
Median / <i>Median</i>					
Banyaknya Pekerja Tetap / <i>Permanent Workers</i>	4	4	4	3	3
Balas Jasa Pekerja Tetap per Bulan (Ribuan Rupiah) <i>Monthly Compensation of Permanent Worker (Thousand Rupiah)</i>	3 000	3 000	3 000	3 000	3 000
Upah Pekerja Tidak Tetap/Harian per Hari (Ribuan Rupiah) <i>Daily Wages of Casual Worker (Thousand Rupiah)</i>	100	100	100	100	100
Upah Kepala Tukang per Hari (Ribuan Rupiah) <i>Daily Wages of Foreman (Thousand Rupiah)</i>	150	150	150	150	150
Upah Tukang per Hari (Ribuan Rupiah) <i>Daily Wages of Construction Handyman (Thousand Rupiah)</i>	120	120	120	130	130
Upah Pembantu Tukang per Hari (Ribuan Rupiah) <i>Daily Wages of Construction Handyman Assistant (Thousand Rupiah)</i>	90	95	95	100	100

TABEL : 3.2 Indeks Kondisi, Prospek, dan Masalah Bisnis Konstruksi, Triwulan I/2022 - II/2022
TABLE : 3.2 *Construction Business Condition, Prospect, and Problems Indices, 1st Quarter - 2nd Quarter 2022*

PROVINSI/PROVINCE : SUMATERA UTARA

Variabel Indeks Kondisi dan Prospek Bisnis <i>Variable of Business Condition and Prospect Indices</i>	Kondisi <i>Condition</i> I-2022	Prospek <i>Prospect</i> II-2022	Kondisi <i>Condition</i> II-2022	Prospek <i>Prospect</i> III-2022
Pendapatan Usaha <i>Business Revenue</i>	28.21	44.87	40.52	53.45
Nilai Pekerjaan/Konstruksi yang Diselesaikan <i>Value of Construction Works Completed</i>	30.77	47.44	36.21	51.72
Order Bahan Bangunan/Material dan Komponen Lainnya <i>Ordering Construction Materials and Other Components</i>	32.05	41.03	37.93	48.28
Harga Bahan Bangunan/Material dan Komponen Lainnya <i>Price of Construction Materials and Other Components</i>	74.36	69.23	69.83	61.21
Jumlah Pekerja Tetap, Kontrak, dan Outsourcing <i>Number of Permanent Worker, Contract Labour, and Outsourcing</i>	47.44	48.72	48.28	47.41
Rata-rata Gaji Pekerja Tetap, Kontrak, dan Outsourcing <i>Average Compensation of Permanent, Contract and Outsourced Workers</i>	50.00	48.72	52.59	51.72
Jumlah Pekerja Tidak Tetap/Harian <i>Number of Casual Workers</i>	33.33	39.74	43.97	48.28
Upah Pekerja Tidak Tetap/Harian per Hari <i>Daily Wages of Casual Workers</i>	43.59	44.87	48.28	50.86
Indeks Kondisi dan Prospek Bisnis <i>Business Condition and Prospect Indices</i>	42.47	48.08	47.20	51.62
Variabel Indeks Masalah Bisnis <i>Variable of Business Problems Indices</i>	I-2022	II-2022		
Akses Kredit <i>Credit Access</i>	4.49	7.33		
Suku Bunga Pinjaman/Kredit <i>Interest Rate</i>	5.77	8.62		
Kenaikan Harga Bahan Bangunan/Material dan Komponen Lainnya <i>Inflation of Construction Materials and Other Components Prices</i>	20.51	17.24		
Penurunan Permintaan Jasa Konstruksi Secara Umum <i>Decreasing Demand of Construction Services in General</i>	28.85	28.02		
Persaingan yang Sangat Ketat <i>Very Tight Competition</i>	30.77	30.17		
Kesulitan Pasokan Bahan Bangunan/Material dan Komponen Lainnya <i>Difficulty in Construction Materials and Other Components Supply</i>	14.10	12.50		
SDM yang Terampil/Ahli <i>Skilled and Professional Human Resources</i>	1.92	2.16		
Birokrasi Administrasi Pemerintah <i>Government Administration and Bureaucracy</i>	11.54	13.36		
Politik dan Keamanan <i>Politics and Security</i>	3.21	2.16		
Kesehatan dan Keselamatan Kerja (K3) <i>Work Health and Safety</i>	4.49	2.16		
Indeks Masalah Bisnis <i>Business Problems Indices</i>	20.85	19.96		

TABEL : 4.1 Indikator Konstruksi, Triwulan II/2021 - II/2022
TABLE : 4.1 Construction Indicators, 2nd Quarter 2021 - 2nd Quarter 2022

PROVINSI/PROVINCE : SUMATERA BARAT

Uraian <i>Description</i>	Triwulan / <i>Quarter</i>				
	II-2021	III-2021	IV-2021	I-2022	II-2022
(1)	(2)	(3)	(4)	(5)	(6)
Indeks Konstruksi / <i>Construction Indices (2016=100)</i>					
Pekerja Tetap / <i>Permanent Workers</i>	107.25	108.00	108.11	107.97	108.20
Pertumbuhan / <i>Growth (%)</i>	0.83	0.70	0.11	-0.13	0.21
Hari Orang / <i>Mandays</i>	120.28	121.29	123.81	122.06	122.67
Pertumbuhan / <i>Growth (%)</i>	2.70	0.84	2.08	-1.42	0.50
Balas Jasa dan Upah / <i>Compensation and Wages</i>	129.70	131.60	136.14	131.14	132.39
Pertumbuhan / <i>Growth (%)</i>	3.65	1.47	3.45	-3.67	0.95
• Balas Jasa Pekerja Tetap / <i>Compensation of Permanent Worker</i>	127.24	129.10	133.55	131.09	131.43
Pertumbuhan / <i>Growth (%)</i>	3.65	1.47	3.45	-1.84	0.25
• Upah Pekerja Tidak Tetap/Harian / <i>Wages of Casual Worker</i>	130.34	132.25	136.81	131.15	132.64
Pertumbuhan / <i>Growth (%)</i>	3.65	1.47	3.45	-4.13	1.13
Nilai Konstruksi yang Diselesaikan / <i>Value of Construction Works Completed</i>	137.87	140.62	147.12	140.44	141.90
Pertumbuhan / <i>Growth (%)</i>	4.25	2.00	4.62	-4.55	1.05
Median / <i>Median</i>					
Banyaknya Pekerja Tetap / <i>Permanent Workers</i>	3	3	3	3	3
Balas Jasa Pekerja Tetap per Bulan (Ribuan Rupiah) <i>Monthly Compensation of Permanent Worker (Thousand Rupiah)</i>	2 875	2 875	2 875	2 875	2 875
Upah Pekerja Tidak Tetap/Harian per Hari (Ribuan Rupiah) <i>Daily Wages of Casual Worker (Thousand Rupiah)</i>	100	100	100	100	100
Upah Kepala Tukang per Hari (Ribuan Rupiah) <i>Daily Wages of Foreman (Thousand Rupiah)</i>	150	150	150	150	150
Upah Tukang per Hari (Ribuan Rupiah) <i>Daily Wages of Construction Handyman (Thousand Rupiah)</i>	115	120	120	120	120
Upah Pembantu Tukang per Hari (Ribuan Rupiah) <i>Daily Wages of Construction Handyman Assistant (Thousand Rupiah)</i>	100	100	100	100	100

TABEL : 4.2 Indeks Kondisi, Prospek, dan Masalah Bisnis Konstruksi, Triwulan I/2022 - II/2022
TABLE : 4.2 *Construction Business Condition, Prospect, and Problems Indices, 1st Quarter - 2nd Quarter 2022*

PROVINSI/PROVINCE : SUMATERA BARAT

Variabel Indeks Kondisi dan Prospek Bisnis <i>Variable of Business Condition and Prospect Indices</i>	Kondisi <i>Condition</i> I-2022	Prospek <i>Prospect</i> II-2022	Kondisi <i>Condition</i> II-2022	Prospek <i>Prospect</i> III-2022
Pendapatan Usaha <i>Business Revenue</i>	37.29	49.15	45.45	48.48
Nilai Pekerjaan/Konstruksi yang Diselesaikan <i>Value of Construction Works Completed</i>	38.98	50.85	47.73	49.24
Order Bahan Bangunan/Material dan Komponen Lainnya <i>Ordering Construction Materials and Other Components</i>	38.98	50.00	50.76	50.76
Harga Bahan Bangunan/Material dan Komponen Lainnya <i>Price of Construction Materials and Other Components</i>	66.10	63.56	61.36	59.09
Jumlah Pekerja Tetap, Kontrak, dan Outsourcing <i>Number of Permanent Worker, Contract Labour, and Outsourcing</i>	43.22	45.76	48.48	48.48
Rata-rata Gaji Pekerja Tetap, Kontrak, dan Outsourcing <i>Average Compensation of Permanent, Contract and Outsourced Workers</i>	50.00	50.00	50.76	50.76
Jumlah Pekerja Tidak Tetap/Harian <i>Number of Casual Workers</i>	44.07	49.15	50.00	53.03
Upah Pekerja Tidak Tetap/Harian per Hari <i>Daily Wages of Casual Workers</i>	47.46	50.85	50.00	53.03
Indeks Kondisi dan Prospek Bisnis <i>Business Condition and Prospect Indices</i>	45.76	51.17	50.57	51.61

Variabel Indeks Masalah Bisnis <i>Variable of Business Problems Indices</i>	I-2022	II-2022
Akses Kredit <i>Credit Access</i>	9.32	3.79
Suku Bunga Pinjaman/Kredit <i>Interest Rate</i>	7.63	2.65
Kenaikan Harga Bahan Bangunan/Material dan Komponen Lainnya <i>Inflation of Construction Materials and Other Components Prices</i>	14.41	7.58
Penurunan Permintaan Jasa Konstruksi Secara Umum <i>Decreasing Demand of Construction Services in General</i>	22.88	18.94
Persaingan yang Sangat Ketat <i>Very Tight Competition</i>	25.42	19.32
Kesulitan Pasokan Bahan Bangunan/Material dan Komponen Lainnya <i>Difficulty in Construction Materials and Other Components Supply</i>	10.59	4.92
SDM yang Terampil/Ahli <i>Skilled and Professional Human Resources</i>	4.66	3.03
Birokrasi Administrasi Pemerintah <i>Government Administration and Bureaucracy</i>	14.83	10.23
Politik dan Keamanan <i>Politics and Security</i>	8.90	6.82
Kesehatan dan Keselamatan Kerja (K3) <i>Work Health and Safety</i>	2.97	1.89
Indeks Masalah Bisnis <i>Business Problems Indices</i>	16.15	12.62

TABEL : 5.1 Indikator Konstruksi, Triwulan II/2021 - II/2022
TABLE : 5.1 Construction Indicators, 2nd Quarter 2021 - 2nd Quarter 2022

PROVINSI/PROVINCE : RIAU

Uraian <i>Description</i>	Triwulan / <i>Quarter</i>				
	II-2021	III-2021	IV-2021	I-2022	II-2022
(1)	(2)	(3)	(4)	(5)	(6)
Indeks Konstruksi / <i>Construction Indices (2016=100)</i>					
Pekerja Tetap / <i>Permanent Workers</i>	108.95	109.04	109.41	109.27	109.30
Pertumbuhan / <i>Growth (%)</i>	0.17	0.08	0.34	-0.13	0.03
Hari Orang / <i>Mandays</i>	128.46	130.12	130.53	128.13	128.32
Pertumbuhan / <i>Growth (%)</i>	0.32	1.29	0.32	-1.84	0.15
Balas Jasa dan Upah / <i>Compensation and Wages</i>	138.07	142.60	143.70	139.35	139.73
Pertumbuhan / <i>Growth (%)</i>	0.41	3.28	0.77	-3.02	0.27
• Balas Jasa Pekerja Tetap / <i>Compensation of Permanent Worker</i>	125.19	129.29	130.29	127.51	127.61
Pertumbuhan / <i>Growth (%)</i>	0.41	3.28	0.77	-2.14	0.08
• Upah Pekerja Tidak Tetap/Harian / <i>Wages of Casual Worker</i>	141.20	145.83	146.96	142.24	142.68
Pertumbuhan / <i>Growth (%)</i>	0.41	3.28	0.77	-3.22	0.31
Nilai Konstruksi yang Diselesaikan / <i>Value of Construction Works Completed</i>	147.76	154.35	156.19	149.22	149.66
Pertumbuhan / <i>Growth (%)</i>	0.43	4.46	1.20	-4.47	0.30
Median / <i>Median</i>					
Banyaknya Pekerja Tetap / <i>Permanent Workers</i>	2	2	2	3	3
Balas Jasa Pekerja Tetap per Bulan (Ribuan Rupiah) <i>Monthly Compensation of Permanent Worker (Thousand Rupiah)</i>	2 900	3 000	3 000	3 000	3 000
Upah Pekerja Tidak Tetap/Harian per Hari (Ribuan Rupiah) <i>Daily Wages of Casual Worker (Thousand Rupiah)</i>	115	115	115	120	120
Upah Kepala Tukang per Hari (Ribuan Rupiah) <i>Daily Wages of Foreman (Thousand Rupiah)</i>	150	150	150	150	150
Upah Tukang per Hari (Ribuan Rupiah) <i>Daily Wages of Construction Handyman (Thousand Rupiah)</i>	125	125	125	130	130
Upah Pembantu Tukang per Hari (Ribuan Rupiah) <i>Daily Wages of Construction Handyman Assistant (Thousand Rupiah)</i>	100	100	100	110	110

TABEL : 5.2 Indeks Kondisi, Prospek, dan Masalah Bisnis Konstruksi, Triwulan I/2022 - II/2022
TABLE : 5.2 *Construction Business Condition, Prospect, and Problems Indices, 1st Quarter - 2nd Quarter 2022*

PROVINSI/PROVINCE : RIAU

Variabel Indeks Kondisi dan Prospek Bisnis <i>Variable of Business Condition and Prospect Indices</i>	Kondisi <i>Condition</i> I-2022	Prospek <i>Prospect</i> II-2022	Kondisi <i>Condition</i> II-2022	Prospek <i>Prospect</i> III-2022
Pendapatan Usaha <i>Business Revenue</i>	35.44	52.53	45.83	58.85
Nilai Pekerjaan/Konstruksi yang Diselesaikan <i>Value of Construction Works Completed</i>	37.34	51.27	46.88	56.77
Order Bahan Bangunan/Material dan Komponen Lainnya <i>Ordering Construction Materials and Other Components</i>	37.34	49.37	43.23	54.17
Harga Bahan Bangunan/Material dan Komponen Lainnya <i>Price of Construction Materials and Other Components</i>	60.76	57.59	57.81	57.81
Jumlah Pekerja Tetap, Kontrak, dan Outsourcing <i>Number of Permanent Worker, Contract Labour, and Outsourcing</i>	41.77	48.73	47.92	50.52
Rata-rata Gaji Pekerja Tetap, Kontrak, dan Outsourcing <i>Average Compensation of Permanent, Contract and Outsourced Workers</i>	49.37	54.43	56.25	45.31
Jumlah Pekerja Tidak Tetap/Harian <i>Number of Casual Workers</i>	34.18	45.57	46.88	56.25
Upah Pekerja Tidak Tetap/Harian per Hari <i>Daily Wages of Casual Workers</i>	48.73	50.00	51.56	52.08
Indeks Kondisi dan Prospek Bisnis <i>Business Condition and Prospect Indices</i>	43.12	51.19	49.54	53.97

Variabel Indeks Masalah Bisnis <i>Variable of Business Problems Indices</i>	I-2022	II-2022
Akses Kredit <i>Credit Access</i>	4.75	2.86
Suku Bunga Pinjaman/Kredit <i>Interest Rate</i>	4.75	2.86
Kenaikan Harga Bahan Bangunan/Material dan Komponen Lainnya <i>Inflation of Construction Materials and Other Components Prices</i>	16.46	19.01
Penurunan Permintaan Jasa Konstruksi Secara Umum <i>Decreasing Demand of Construction Services in General</i>	35.13	28.39
Persaingan yang Sangat Ketat <i>Very Tight Competition</i>	35.13	28.91
Kesulitan Pasokan Bahan Bangunan/Material dan Komponen Lainnya <i>Difficulty in Construction Materials and Other Components Supply</i>	10.44	7.55
SDM yang Terampil/Ahli <i>Skilled and Professional Human Resources</i>	6.96	4.69
Birokrasi Administrasi Pemerintah <i>Government Administration and Bureaucracy</i>	15.51	10.16
Politik dan Keamanan <i>Politics and Security</i>	13.92	4.69
Kesehatan dan Keselamatan Kerja (K3) <i>Work Health and Safety</i>	7.28	5.21
Indeks Masalah Bisnis <i>Business Problems Indices</i>	22.81	19.68

TABEL : 6.1 Indikator Konstruksi, Triwulan II/2021 - II/2022
TABLE : 6.1 Construction Indicators, 2nd Quarter 2021 - 2nd Quarter 2022

PROVINSI/PROVINCE : JAMBI

Uraian <i>Description</i>	Triwulan / Quarter				
	II-2021	III-2021	IV-2021	I-2022	II-2022
(1)	(2)	(3)	(4)	(5)	(6)
Indeks Konstruksi / Construction Indices (2016=100)					
Pekerja Tetap / <i>Permanent Workers</i>	106.69	107.18	107.42	108.35	108.38
Pertumbuhan / <i>Growth (%)</i>	0.80	0.46	0.22	0.86	0.03
Hari Orang / <i>Mandays</i>	109.29	110.30	110.79	111.35	111.40
Pertumbuhan / <i>Growth (%)</i>	2.74	0.93	0.45	0.51	0.04
Balas Jasa dan Upah / <i>Compensation and Wages</i>	105.40	106.78	107.63	109.45	109.50
Pertumbuhan / <i>Growth (%)</i>	4.14	1.31	0.79	1.69	0.04
• Balas Jasa Pekerja Tetap / <i>Compensation of Permanent Worker</i>	108.74	110.16	111.04	116.38	116.40
Pertumbuhan / <i>Growth (%)</i>	4.14	1.31	0.79	4.81	0.02
• Upah Pekerja Tidak Tetap/Harian / <i>Wages of Casual Worker</i>	104.67	106.04	106.88	107.92	107.97
Pertumbuhan / <i>Growth (%)</i>	4.14	1.31	0.79	0.98	0.05
Nilai Konstruksi yang Diselesaikan / <i>Value of Construction Works Completed</i>	109.96	112.72	114.07	114.59	114.61
Pertumbuhan / <i>Growth (%)</i>	4.92	2.52	1.20	0.45	0.02
Median / Median					
Banyaknya Pekerja Tetap / <i>Permanent Workers</i>	3	3	4	3	3
Balas Jasa Pekerja Tetap per Bulan (Ribuan Rupiah) <i>Monthly Compensation of Permanent Worker (Thousand Rupiah)</i>	2 185	2 200	2 300	2 400	2 500
Upah Pekerja Tidak Tetap/Harian per Hari (Ribuan Rupiah) <i>Daily Wages of Casual Worker (Thousand Rupiah)</i>	100	100	100	105	110
Upah Kepala Tukang per Hari (Ribuan Rupiah) <i>Daily Wages of Foreman (Thousand Rupiah)</i>	150	150	150	160	160
Upah Tukang per Hari (Ribuan Rupiah) <i>Daily Wages of Construction Handyman (Thousand Rupiah)</i>	120	120	120	125	130
Upah Pembantu Tukang per Hari (Ribuan Rupiah) <i>Daily Wages of Construction Handyman Assistant (Thousand Rupiah)</i>	100	100	100	100	100

TABEL : 6.2 Indeks Kondisi, Prospek, dan Masalah Bisnis Konstruksi, Triwulan I/2022 - II/2022
TABLE : 6.2 *Construction Business Condition, Prospect, and Problems Indices, 1st Quarter - 2nd Quarter 2022*

PROVINSI/PROVINCE : JAMBI

Variabel Indeks Kondisi dan Prospek Bisnis <i>Variable of Business Condition and Prospect Indices</i>	Kondisi <i>Condition</i> I-2022	Prospek <i>Prospect</i> II-2022	Kondisi <i>Condition</i> II-2022	Prospek <i>Prospect</i> III-2022
Pendapatan Usaha <i>Business Revenue</i>	24.14	43.10	51.52	69.70
Nilai Pekerjaan/Konstruksi yang Diselesaikan <i>Value of Construction Works Completed</i>	37.93	48.28	56.06	72.73
Order Bahan Bangunan/Material dan Komponen Lainnya <i>Ordering Construction Materials and Other Components</i>	32.76	51.72	53.03	63.64
Harga Bahan Bangunan/Material dan Komponen Lainnya <i>Price of Construction Materials and Other Components</i>	62.07	56.90	66.67	63.64
Jumlah Pekerja Tetap, Kontrak, dan Outsourcing <i>Number of Permanent Worker, Contract Labour, and Outsourcing</i>	43.10	48.28	42.42	50.00
Rata-rata Gaji Pekerja Tetap, Kontrak, dan Outsourcing <i>Average Compensation of Permanent, Contract and Outsourced Workers</i>	48.28	56.90	46.97	53.03
Jumlah Pekerja Tidak Tetap/Harian <i>Number of Casual Workers</i>	39.66	58.62	48.48	51.52
Upah Pekerja Tidak Tetap/Harian per Hari <i>Daily Wages of Casual Workers</i>	48.28	55.17	46.97	50.00
Indeks Kondisi dan Prospek Bisnis <i>Business Condition and Prospect Indices</i>	42.03	52.37	51.52	59.28

Variabel Indeks Masalah Bisnis <i>Variable of Business Problems Indices</i>	I-2022	II-2022
Akses Kredit <i>Credit Access</i>	6.03	3.03
Suku Bunga Pinjaman/Kredit <i>Interest Rate</i>	4.31	3.03
Kenaikan Harga Bahan Bangunan/Material dan Komponen Lainnya <i>Inflation of Construction Materials and Other Components Prices</i>	21.55	16.67
Penurunan Permintaan Jasa Konstruksi Secara Umum <i>Decreasing Demand of Construction Services in General</i>	25.86	25.00
Persaingan yang Sangat Ketat <i>Very Tight Competition</i>	31.90	21.21
Kesulitan Pasokan Bahan Bangunan/Material dan Komponen Lainnya <i>Difficulty in Construction Materials and Other Components Supply</i>	9.48	7.58
SDM yang Terampil/Ahli <i>Skilled and Professional Human Resources</i>	2.59	1.52
Birokrasi Administrasi Pemerintah <i>Government Administration and Bureaucracy</i>	18.97	6.06
Politik dan Keamanan <i>Politics and Security</i>	6.03	4.55
Kesehatan dan Keselamatan Kerja (K3) <i>Work Health and Safety</i>	6.03	2.27
Indeks Masalah Bisnis <i>Business Problems Indices</i>	20.60	16.43

TABEL : 7.1 Indikator Konstruksi, Triwulan II/2021 - II/2022
TABLE : 7.1 Construction Indicators, 2nd Quarter 2021 - 2nd Quarter 2022

PROVINSI/PROVINCE : SUMATERA SELATAN

Uraian <i>Description</i>	Triwulan / <i>Quarter</i>				
	II-2021	III-2021	IV-2021	I-2022	II-2022
(1)	(2)	(3)	(4)	(5)	(6)
Indeks Konstruksi / <i>Construction Indices (2016=100)</i>					
Pekerja Tetap / <i>Permanent Workers</i>	108.33	109.04	110.17	109.60	109.42
Pertumbuhan / <i>Growth (%)</i>	0.09	0.65	1.04	-0.51	-0.17
Hari Orang / <i>Mandays</i>	127.54	129.17	132.12	131.23	130.55
Pertumbuhan / <i>Growth (%)</i>	0.10	1.27	2.29	-0.68	-0.51
Balas Jasa dan Upah / <i>Compensation and Wages</i>	140.17	143.45	148.51	146.25	145.20
Pertumbuhan / <i>Growth (%)</i>	0.14	2.34	3.53	-1.52	-0.72
• Balas Jasa Pekerja Tetap / <i>Compensation of Permanent Worker</i>	127.19	130.17	134.77	132.58	132.33
Pertumbuhan / <i>Growth (%)</i>	0.14	2.34	3.53	-1.62	-0.19
• Upah Pekerja Tidak Tetap/Harian / <i>Wages of Casual Worker</i>	146.09	149.51	154.79	152.49	151.07
Pertumbuhan / <i>Growth (%)</i>	0.14	2.34	3.53	-1.48	-0.93
Nilai Konstruksi yang Diselesaikan / <i>Value of Construction Works Completed</i>	160.81	166.34	173.58	171.14	169.57
Pertumbuhan / <i>Growth (%)</i>	0.12	3.44	4.35	-1.40	-0.92
Median / <i>Median</i>					
Banyaknya Pekerja Tetap / <i>Permanent Workers</i>	3	3	3	4	4
Balas Jasa Pekerja Tetap per Bulan (Ribuan Rupiah) <i>Monthly Compensation of Permanent Worker (Thousand Rupiah)</i>	3 000	3 000	3 000	3 300	3 300
Upah Pekerja Tidak Tetap/Harian per Hari (Ribuan Rupiah) <i>Daily Wages of Casual Worker (Thousand Rupiah)</i>	110	110	120	120	120
Upah Kepala Tukang per Hari (Ribuan Rupiah) <i>Daily Wages of Foreman (Thousand Rupiah)</i>	195	195	195	200	200
Upah Tukang per Hari (Ribuan Rupiah) <i>Daily Wages of Construction Handyman (Thousand Rupiah)</i>	150	150	150	150	150
Upah Pembantu Tukang per Hari (Ribuan Rupiah) <i>Daily Wages of Construction Handyman Assistant (Thousand Rupiah)</i>	100	100	100	100	100

TABEL : 7.2 Indeks Kondisi, Prospek, dan Masalah Bisnis Konstruksi, Triwulan I/2022 - II/2022
TABLE : 7.2 *Construction Business Condition, Prospect, and Problems Indices, 1st Quarter - 2nd Quarter 2022*

PROVINSI/PROVINCE : SUMATERA SELATAN

Variabel Indeks Kondisi dan Prospek Bisnis <i>Variable of Business Condition and Prospect Indices</i>	Kondisi <i>Condition</i> I-2022	Prospek <i>Prospect</i> II-2022	Kondisi <i>Condition</i> II-2022	Prospek <i>Prospect</i> III-2022
Pendapatan Usaha <i>Business Revenue</i>	38.75	56.25	43.58	49.54
Nilai Pekerjaan/Konstruksi yang Diselesaikan <i>Value of Construction Works Completed</i>	43.13	56.88	41.28	46.79
Order Bahan Bangunan/Material dan Komponen Lainnya <i>Ordering Construction Materials and Other Components</i>	43.13	56.25	44.04	48.17
Harga Bahan Bangunan/Material dan Komponen Lainnya <i>Price of Construction Materials and Other Components</i>	63.13	61.25	58.72	58.72
Jumlah Pekerja Tetap, Kontrak, dan Outsourcing <i>Number of Permanent Worker, Contract Labour, and Outsourcing</i>	44.38	54.38	48.17	51.38
Rata-rata Gaji Pekerja Tetap, Kontrak, dan Outsourcing <i>Average Compensation of Permanent, Contract and Outsourced Workers</i>	50.63	60.00	46.79	51.83
Jumlah Pekerja Tidak Tetap/Harian <i>Number of Casual Workers</i>	46.25	56.88	47.25	52.29
Upah Pekerja Tidak Tetap/Harian per Hari <i>Daily Wages of Casual Workers</i>	49.38	56.25	46.33	50.46
Indeks Kondisi dan Prospek Bisnis <i>Business Condition and Prospect Indices</i>	47.34	57.27	47.02	51.15

Variabel Indeks Masalah Bisnis <i>Variable of Business Problems Indices</i>	I-2022	II-2022
Akses Kredit <i>Credit Access</i>	5.00	5.73
Suku Bunga Pinjaman/Kredit <i>Interest Rate</i>	4.38	4.82
Kenaikan Harga Bahan Bangunan/Material dan Komponen Lainnya <i>Inflation of Construction Materials and Other Components Prices</i>	14.38	9.63
Penurunan Permintaan Jasa Konstruksi Secara Umum <i>Decreasing Demand of Construction Services in General</i>	22.81	12.61
Persaingan yang Sangat Ketat <i>Very Tight Competition</i>	25.94	11.93
Kesulitan Pasokan Bahan Bangunan/Material dan Komponen Lainnya <i>Difficulty in Construction Materials and Other Components Supply</i>	5.63	4.82
SDM yang Terampil/Ahli <i>Skilled and Professional Human Resources</i>	3.13	2.06
Birokrasi Administrasi Pemerintah <i>Government Administration and Bureaucracy</i>	8.44	5.50
Politik dan Keamanan <i>Politics and Security</i>	3.44	2.98
Kesehatan dan Keselamatan Kerja (K3) <i>Work Health and Safety</i>	2.81	2.52
Indeks Masalah Bisnis <i>Business Problems Indices</i>	16.43	8.36

TABEL : 8.1 Indikator Konstruksi, Triwulan II/2021 - II/2022
TABLE : 8.1 Construction Indicators, 2nd Quarter 2021 - 2nd Quarter 2022

PROVINSI/PROVINCE : BENGKULU

Uraian <i>Description</i>	Triwulan / Quarter				
	II-2021	III-2021	IV-2021	I-2022	II-2022
(1)	(2)	(3)	(4)	(5)	(6)
Indeks Konstruksi / Construction Indices (2016=100)					
Pekerja Tetap / <i>Permanent Workers</i>	105.95	106.37	106.80	106.21	106.22
Pertumbuhan / <i>Growth (%)</i>	0.80	0.40	0.40	-0.55	0.01
Hari Orang / <i>Mandays</i>	111.81	112.76	113.92	111.42	111.46
Pertumbuhan / <i>Growth (%)</i>	1.36	0.85	1.03	-2.19	0.03
Balas Jasa dan Upah / <i>Compensation and Wages</i>	104.66	105.82	108.08	103.85	103.87
Pertumbuhan / <i>Growth (%)</i>	2.30	1.11	2.14	-3.92	0.02
• Balas Jasa Pekerja Tetap / <i>Compensation of Permanent Worker</i>	99.00	100.10	102.24	98.89	98.90
Pertumbuhan / <i>Growth (%)</i>	2.30	1.11	2.14	-3.28	0.01
• Upah Pekerja Tidak Tetap/Harian / <i>Wages of Casual Worker</i>	107.53	108.72	111.05	106.37	106.39
Pertumbuhan / <i>Growth (%)</i>	2.30	1.11	2.14	-4.22	0.02
Nilai Konstruksi yang Diselesaikan / <i>Value of Construction Works Completed</i>	112.18	114.54	117.48	111.22	111.23
Pertumbuhan / <i>Growth (%)</i>	4.63	2.10	2.57	-5.33	0.02
Median / Median					
Banyaknya Pekerja Tetap / <i>Permanent Workers</i>	4	4	4	4	3
Balas Jasa Pekerja Tetap per Bulan (Ribuan Rupiah) <i>Monthly Compensation of Permanent Worker (Thousand Rupiah)</i>	2 500	2 500	2 500	2 500	2 500
Upah Pekerja Tidak Tetap/Harian per Hari (Ribuan Rupiah) <i>Daily Wages of Casual Worker (Thousand Rupiah)</i>	118	118	119	119	119
Upah Kepala Tukang per Hari (Ribuan Rupiah) <i>Daily Wages of Foreman (Thousand Rupiah)</i>	150	150	150	150	150
Upah Tukang per Hari (Ribuan Rupiah) <i>Daily Wages of Construction Handyman (Thousand Rupiah)</i>	120	120	120	120	123
Upah Pembantu Tukang per Hari (Ribuan Rupiah) <i>Daily Wages of Construction Handyman Assistant (Thousand Rupiah)</i>	100	100	100	100	100

TABEL : 8.2 Indeks Kondisi, Prospek, dan Masalah Bisnis Konstruksi, Triwulan I/2022 - II/2022
TABLE : 8.2 *Construction Business Condition, Prospect, and Problems Indices, 1st Quarter - 2nd Quarter 2022*

PROVINSI/PROVINCE : BENGKULU

Variabel Indeks Kondisi dan Prospek Bisnis <i>Variable of Business Condition and Prospect Indices</i>	Kondisi <i>Condition</i> I-2022	Prospek <i>Prospect</i> II-2022	Kondisi <i>Condition</i> II-2022	Prospek <i>Prospect</i> III-2022
Pendapatan Usaha <i>Business Revenue</i>	40.63	42.19	45.83	52.78
Nilai Pekerjaan/Konstruksi yang Diselesaikan <i>Value of Construction Works Completed</i>	43.75	40.63	45.83	54.17
Order Bahan Bangunan/Material dan Komponen Lainnya <i>Ordering Construction Materials and Other Components</i>	37.50	35.94	48.61	51.39
Harga Bahan Bangunan/Material dan Komponen Lainnya <i>Price of Construction Materials and Other Components</i>	54.69	51.56	63.89	62.50
Jumlah Pekerja Tetap, Kontrak, dan Outsourcing <i>Number of Permanent Worker, Contract Labour, and Outsourcing</i>	42.19	42.19	50.00	51.39
Rata-rata Gaji Pekerja Tetap, Kontrak, dan Outsourcing <i>Average Compensation of Permanent, Contract and Outsourced Workers</i>	45.31	43.75	50.00	47.22
Jumlah Pekerja Tidak Tetap/Harian <i>Number of Casual Workers</i>	37.50	39.06	48.61	47.22
Upah Pekerja Tidak Tetap/Harian per Hari <i>Daily Wages of Casual Workers</i>	42.19	40.63	50.00	45.83
Indeks Kondisi dan Prospek Bisnis <i>Business Condition and Prospect Indices</i>	42.97	41.99	50.35	51.56

Variabel Indeks Masalah Bisnis <i>Variable of Business Problems Indices</i>	I-2022	II-2022
Akses Kredit <i>Credit Access</i>	7.03	4.86
Suku Bunga Pinjaman/Kredit <i>Interest Rate</i>	7.03	2.78
Kenaikan Harga Bahan Bangunan/Material dan Komponen Lainnya <i>Inflation of Construction Materials and Other Components Prices</i>	20.31	19.44
Penurunan Permintaan Jasa Konstruksi Secara Umum <i>Decreasing Demand of Construction Services in General</i>	17.19	18.75
Persaingan yang Sangat Ketat <i>Very Tight Competition</i>	17.19	18.75
Kesulitan Pasokan Bahan Bangunan/Material dan Komponen Lainnya <i>Difficulty in Construction Materials and Other Components Supply</i>	11.72	8.33
SDM yang Terampil/Ahli <i>Skilled and Professional Human Resources</i>	3.91	5.56
Birokrasi Administrasi Pemerintah <i>Government Administration and Bureaucracy</i>	7.81	13.89
Politik dan Keamanan <i>Politics and Security</i>	5.47	11.11
Kesehatan dan Keselamatan Kerja (K3) <i>Work Health and Safety</i>	3.13	6.25
Indeks Masalah Bisnis <i>Business Problems Indices</i>	13.45	14.29

TABEL : 9.1 Indikator Konstruksi, Triwulan II/2021 - II/2022
TABLE : 9.1 Construction Indicators, 2nd Quarter 2021 - 2nd Quarter 2022

PROVINSI/PROVINCE : LAMPUNG

Uraian <i>Description</i>	Triwulan / <i>Quarter</i>				
	II-2021	III-2021	IV-2021	I-2022	II-2022
(1)	(2)	(3)	(4)	(5)	(6)
Indeks Konstruksi / <i>Construction Indices (2016=100)</i>					
Pekerja Tetap / <i>Permanent Workers</i>	107.25	108.04	108.35	107.58	107.83
Pertumbuhan / <i>Growth (%)</i>	0.99	0.73	0.29	-0.71	0.24
Hari Orang / <i>Mandays</i>	130.30	131.91	135.03	133.89	134.22
Pertumbuhan / <i>Growth (%)</i>	2.52	1.24	2.36	-0.84	0.25
Balas Jasa dan Upah / <i>Compensation and Wages</i>	145.17	149.31	154.68	152.04	152.93
Pertumbuhan / <i>Growth (%)</i>	4.20	2.85	3.60	-1.71	0.59
• Balas Jasa Pekerja Tetap / <i>Compensation of Permanent Worker</i>	127.32	130.95	135.67	133.88	134.55
Pertumbuhan / <i>Growth (%)</i>	4.20	2.85	3.60	-1.32	0.50
• Upah Pekerja Tidak Tetap/Harian / <i>Wages of Casual Worker</i>	149.31	153.57	159.10	156.26	157.20
Pertumbuhan / <i>Growth (%)</i>	4.20	2.85	3.60	-1.78	0.60
Nilai Konstruksi yang Diselesaikan / <i>Value of Construction Works Completed</i>	165.82	171.38	179.48	174.98	176.13
Pertumbuhan / <i>Growth (%)</i>	5.02	3.35	4.73	-2.51	0.65
Median / <i>Median</i>					
Banyaknya Pekerja Tetap / <i>Permanent Workers</i>	3	3	3	3	3
Balas Jasa Pekerja Tetap per Bulan (Ribuan Rupiah) <i>Monthly Compensation of Permanent Worker (Thousand Rupiah)</i>	2 500	2 500	2 500	2 500	2 500
Upah Pekerja Tidak Tetap/Harian per Hari (Ribuan Rupiah) <i>Daily Wages of Casual Worker (Thousand Rupiah)</i>	100	100	100	100	100
Upah Kepala Tukang per Hari (Ribuan Rupiah) <i>Daily Wages of Foreman (Thousand Rupiah)</i>	150	150	150	150	150
Upah Tukang per Hari (Ribuan Rupiah) <i>Daily Wages of Construction Handyman (Thousand Rupiah)</i>	120	120	120	120	120
Upah Pembantu Tukang per Hari (Ribuan Rupiah) <i>Daily Wages of Construction Handyman Assistant (Thousand Rupiah)</i>	90	90	90	90	90

TABEL : 9.2 Indeks Kondisi, Prospek, dan Masalah Bisnis Konstruksi, Triwulan I/2022 - II/2022
TABLE : 9.2 *Construction Business Condition, Prospect, and Problems Indices, 1st Quarter - 2nd Quarter 2022*

PROVINSI/PROVINCE : LAMPUNG

Variabel Indeks Kondisi dan Prospek Bisnis <i>Variable of Business Condition and Prospect Indices</i>	Kondisi <i>Condition</i> I-2022	Prospek <i>Prospect</i> II-2022	Kondisi <i>Condition</i> II-2022	Prospek <i>Prospect</i> III-2022
Pendapatan Usaha <i>Business Revenue</i>	45.59	51.47	50.00	65.00
Nilai Pekerjaan/Konstruksi yang Diselesaikan <i>Value of Construction Works Completed</i>	42.65	48.53	50.00	65.00
Order Bahan Bangunan/Material dan Komponen Lainnya <i>Ordering Construction Materials and Other Components</i>	50.00	54.41	48.00	65.00
Harga Bahan Bangunan/Material dan Komponen Lainnya <i>Price of Construction Materials and Other Components</i>	55.88	55.88	57.00	57.00
Jumlah Pekerja Tetap, Kontrak, dan Outsourcing <i>Number of Permanent Worker, Contract Labour, and Outsourcing</i>	47.06	50.00	50.00	65.00
Rata-rata Gaji Pekerja Tetap, Kontrak, dan Outsourcing <i>Average Compensation of Permanent, Contract and Outsourced Workers</i>	48.53	50.00	49.00	59.00
Jumlah Pekerja Tidak Tetap/Harian <i>Number of Casual Workers</i>	44.12	50.00	49.00	62.00
Upah Pekerja Tidak Tetap/Harian per Hari <i>Daily Wages of Casual Workers</i>	47.06	48.53	46.00	53.00
Indeks Kondisi dan Prospek Bisnis <i>Business Condition and Prospect Indices</i>	47.61	51.10	49.88	61.38
Variabel Indeks Masalah Bisnis <i>Variable of Business Problems Indices</i>	I-2022	II-2022		
Akses Kredit <i>Credit Access</i>	5.88	8.50		
Suku Bunga Pinjaman/Kredit <i>Interest Rate</i>	6.62	9.50		
Kenaikan Harga Bahan Bangunan/Material dan Komponen Lainnya <i>Inflation of Construction Materials and Other Components Prices</i>	7.35	17.50		
Penurunan Permintaan Jasa Konstruksi Secara Umum <i>Decreasing Demand of Construction Services in General</i>	11.03	23.00		
Persaingan yang Sangat Ketat <i>Very Tight Competition</i>	13.24	28.00		
Kesulitan Pasokan Bahan Bangunan/Material dan Komponen Lainnya <i>Difficulty in Construction Materials and Other Components Supply</i>	4.41	10.50		
SDM yang Terampil/Ahli <i>Skilled and Professional Human Resources</i>	2.94	3.00		
Birokrasi Administrasi Pemerintah <i>Government Administration and Bureaucracy</i>	7.35	14.00		
Politik dan Keamanan <i>Politics and Security</i>	5.15	15.00		
Kesehatan dan Keselamatan Kerja (K3) <i>Work Health and Safety</i>	2.21	14.50		
Indeks Masalah Bisnis <i>Business Problems Indices</i>	8.20	17.65		

TABEL : 10.1 Indikator Konstruksi, Triwulan II/2021 - II/2022
TABLE : 10.1 Construction Indicators, 2nd Quarter 2021 - 2nd Quarter 2022

PROVINSI/PROVINCE : KEPULAUAN BANGKA BELITUNG

Uraian Description	Triwulan / Quarter				
	II-2021	III-2021	IV-2021	I-2022	II-2022
(1)	(2)	(3)	(4)	(5)	(6)
Indeks Konstruksi / Construction Indices (2016=100)					
Pekerja Tetap / Permanent Workers	104.28	104.60	104.74	104.41	104.43
Pertumbuhan / Growth (%)	0.66	0.30	0.14	-0.32	0.02
Hari Orang / Mandays	115.10	116.00	116.59	115.43	115.54
Pertumbuhan / Growth (%)	1.18	0.79	0.51	-0.99	0.10
Balas Jasa dan Upah / Compensation and Wages	120.58	122.82	123.25	119.75	119.81
Pertumbuhan / Growth (%)	3.27	1.85	0.35	-2.84	0.04
• Balas Jasa Pekerja Tetap / Compensation of Permanent Worker	121.08	123.33	123.76	122.43	122.47
Pertumbuhan / Growth (%)	3.27	1.85	0.35	-1.07	0.03
• Upah Pekerja Tidak Tetap/Harian / Wages of Casual Worker	120.34	122.57	123.00	118.44	118.50
Pertumbuhan / Growth (%)	3.27	1.85	0.35	-3.71	0.05
Nilai Konstruksi yang Diselesaikan / Value of Construction Works Completed	133.34	136.45	137.29	134.86	134.90
Pertumbuhan / Growth (%)	4.86	2.33	0.62	-1.77	0.03
Median / Median					
Banyaknya Pekerja Tetap / Permanent Workers	3	4	4	4	4
Balas Jasa Pekerja Tetap per Bulan (Ribuan Rupiah) Monthly Compensation of Permanent Worker (Thousand Rupiah)	3 000	3 000	3 000	3 230	3 230
Upah Pekerja Tidak Tetap/Harian per Hari (Ribuan Rupiah) Daily Wages of Casual Worker (Thousand Rupiah)	150	150	150	150	150
Upah Kepala Tukang per Hari (Ribuan Rupiah) Daily Wages of Foreman (Thousand Rupiah)	150	150	160	160	160
Upah Tukang per Hari (Ribuan Rupiah) Daily Wages of Construction Handyman (Thousand Rupiah)	125	128	128	128	130
Upah Pembantu Tukang per Hari (Ribuan Rupiah) Daily Wages of Construction Handyman Assistant (Thousand Rupiah)	100	100	100	100	100

TABEL : 10.2 Indeks Kondisi, Prospek, dan Masalah Bisnis Konstruksi, Triwulan I/2022 - II/2022
TABLE : 10.2 *Construction Business Condition, Prospect, and Problems Indices, 1st Quarter - 2nd Quarter 2022*

PROVINSI/PROVINCE : KEPULAUAN BANGKA BELITUNG

Variabel Indeks Kondisi dan Prospek Bisnis <i>Variable of Business Condition and Prospect Indices</i>	Kondisi <i>Condition</i> I-2022	Prospek <i>Prospect</i> II-2022	Kondisi <i>Condition</i> II-2022	Prospek <i>Prospect</i> III-2022
Pendapatan Usaha <i>Business Revenue</i>	40.74	50.00	65.63	70.31
Nilai Pekerjaan/Konstruksi yang Diselesaikan <i>Value of Construction Works Completed</i>	42.59	50.00	64.06	68.75
Order Bahan Bangunan/Material dan Komponen Lainnya <i>Ordering Construction Materials and Other Components</i>	40.74	53.70	64.06	67.19
Harga Bahan Bangunan/Material dan Komponen Lainnya <i>Price of Construction Materials and Other Components</i>	57.41	59.26	67.19	70.31
Jumlah Pekerja Tetap, Kontrak, dan Outsourcing <i>Number of Permanent Worker, Contract Labour, and Outsourcing</i>	42.59	50.00	50.00	54.69
Rata-rata Gaji Pekerja Tetap, Kontrak, dan Outsourcing <i>Average Compensation of Permanent, Contract and Outsourced Workers</i>	44.44	51.85	51.56	53.13
Jumlah Pekerja Tidak Tetap/Harian <i>Number of Casual Workers</i>	37.04	48.15	54.69	59.38
Upah Pekerja Tidak Tetap/Harian per Hari <i>Daily Wages of Casual Workers</i>	40.74	48.15	51.56	51.56
Indeks Kondisi dan Prospek Bisnis <i>Business Condition and Prospect Indices</i>	43.29	51.39	58.59	61.91
Variabel Indeks Masalah Bisnis <i>Variable of Business Problems Indices</i>	I-2022	II-2022		
Akses Kredit <i>Credit Access</i>	5.56	8.59		
Suku Bunga Pinjaman/Kredit <i>Interest Rate</i>	5.56	8.59		
Kenaikan Harga Bahan Bangunan/Material dan Komponen Lainnya <i>Inflation of Construction Materials and Other Components Prices</i>	11.11	14.06		
Penurunan Permintaan Jasa Konstruksi Secara Umum <i>Decreasing Demand of Construction Services in General</i>	18.52	10.16		
Persaingan yang Sangat Ketat <i>Very Tight Competition</i>	15.74	11.72		
Kesulitan Pasokan Bahan Bangunan/Material dan Komponen Lainnya <i>Difficulty in Construction Materials and Other Components Supply</i>	7.41	9.38		
SDM yang Terampil/Ahli <i>Skilled and Professional Human Resources</i>	6.48	10.16		
Birokrasi Administrasi Pemerintah <i>Government Administration and Bureaucracy</i>	13.89	8.59		
Politik dan Keamanan <i>Politics and Security</i>	12.04	8.59		
Kesehatan dan Keselamatan Kerja (K3) <i>Work Health and Safety</i>	9.26	7.81		
Indeks Masalah Bisnis <i>Business Problems Indices</i>	12.28	10.09		

TABEL : 11.1 Indikator Konstruksi, Triwulan II/2021 - II/2022
TABLE : 11.1 Construction Indicators, 2nd Quarter 2021 - 2nd Quarter 2022

PROVINSI/PROVINCE : KEPULAUAN RIAU

Uraian <i>Description</i>	Triwulan / <i>Quarter</i>				
	II-2021	III-2021	IV-2021	I-2022	II-2022
(1)	(2)	(3)	(4)	(5)	(6)
Indeks Konstruksi / <i>Construction Indices (2016=100)</i>					
Pekerja Tetap / <i>Permanent Workers</i>	104.87	105.06	105.24	105.02	105.07
Pertumbuhan / <i>Growth (%)</i>	0.60	0.18	0.18	-0.22	0.05
Hari Orang / <i>Mandays</i>	119.45	120.34	120.92	120.46	120.56
Pertumbuhan / <i>Growth (%)</i>	1.70	0.74	0.48	-0.38	0.08
Balas Jasa dan Upah / <i>Compensation and Wages</i>	128.62	130.53	131.28	129.21	129.38
Pertumbuhan / <i>Growth (%)</i>	2.96	1.49	0.57	-1.57	0.13
• Balas Jasa Pekerja Tetap / <i>Compensation of Permanent Worker</i>	127.93	129.84	130.58	128.14	128.27
Pertumbuhan / <i>Growth (%)</i>	2.96	1.49	0.57	-1.87	0.11
• Upah Pekerja Tidak Tetap/Harian / <i>Wages of Casual Worker</i>	129.43	131.35	132.11	130.49	130.69
Pertumbuhan / <i>Growth (%)</i>	2.96	1.49	0.57	-1.23	0.16
Nilai Konstruksi yang Diselesaikan / <i>Value of Construction Works Completed</i>	139.06	141.18	141.99	138.60	138.84
Pertumbuhan / <i>Growth (%)</i>	3.40	1.52	0.58	-2.39	0.18
Median / <i>Median</i>					
Banyaknya Pekerja Tetap / <i>Permanent Workers</i>	4	4	4	5	4
Balas Jasa Pekerja Tetap per Bulan (Ribuan Rupiah) <i>Monthly Compensation of Permanent Worker (Thousand Rupiah)</i>	4 000	4 100	4 200	4 300	4 500
Upah Pekerja Tidak Tetap/Harian per Hari (Ribuan Rupiah) <i>Daily Wages of Casual Worker (Thousand Rupiah)</i>	130	130	130	135	140
Upah Kepala Tukang per Hari (Ribuan Rupiah) <i>Daily Wages of Foreman (Thousand Rupiah)</i>	195	195	195	200	200
Upah Tukang per Hari (Ribuan Rupiah) <i>Daily Wages of Construction Handyman (Thousand Rupiah)</i>	160	160	160	160	160
Upah Pembantu Tukang per Hari (Ribuan Rupiah) <i>Daily Wages of Construction Handyman Assistant (Thousand Rupiah)</i>	110	110	110	110	110

TABEL : 11.2 Indeks Kondisi, Prospek, dan Masalah Bisnis Konstruksi, Triwulan I/2022 - II/2022
TABLE : 11.2 *Construction Business Condition, Prospect, and Problems Indices, 1st Quarter - 2nd Quarter 2022*

PROVINSI/PROVINCE : KEPULAUAN RIAU

Variabel Indeks Kondisi dan Prospek Bisnis <i>Variable of Business Condition and Prospect Indices</i>	Kondisi <i>Condition</i> I-2022	Prospek <i>Prospect</i> II-2022	Kondisi <i>Condition</i> II-2022	Prospek <i>Prospect</i> III-2022
Pendapatan Usaha <i>Business Revenue</i>	40.91	59.09	59.09	64.55
Nilai Pekerjaan/Konstruksi yang Diselesaikan <i>Value of Construction Works Completed</i>	40.91	59.09	59.09	64.55
Order Bahan Bangunan/Material dan Komponen Lainnya <i>Ordering Construction Materials and Other Components</i>	43.18	56.82	59.09	63.64
Harga Bahan Bangunan/Material dan Komponen Lainnya <i>Price of Construction Materials and Other Components</i>	77.27	63.64	56.36	59.09
Jumlah Pekerja Tetap, Kontrak, dan Outsourcing <i>Number of Permanent Worker, Contract Labour, and Outsourcing</i>	45.45	56.82	56.36	60.91
Rata-rata Gaji Pekerja Tetap, Kontrak, dan Outsourcing <i>Average Compensation of Permanent, Contract and Outsourced Workers</i>	50.00	56.82	57.27	60.00
Jumlah Pekerja Tidak Tetap/Harian <i>Number of Casual Workers</i>	47.73	56.82	57.27	61.82
Upah Pekerja Tidak Tetap/Harian per Hari <i>Daily Wages of Casual Workers</i>	47.73	52.27	58.18	60.91
Indeks Kondisi dan Prospek Bisnis <i>Business Condition and Prospect Indices</i>	49.15	57.67	57.84	61.93
Variabel Indeks Masalah Bisnis <i>Variable of Business Problems Indices</i>	I-2022	II-2022		
Akses Kredit <i>Credit Access</i>	3.41	2.73		
Suku Bunga Pinjaman/Kredit <i>Interest Rate</i>	3.41	3.64		
Kenaikan Harga Bahan Bangunan/Material dan Komponen Lainnya <i>Inflation of Construction Materials and Other Components Prices</i>	17.05	2.73		
Penurunan Permintaan Jasa Konstruksi Secara Umum <i>Decreasing Demand of Construction Services in General</i>	25.00	7.27		
Persaingan yang Sangat Ketat <i>Very Tight Competition</i>	25.00	11.82		
Kesulitan Pasokan Bahan Bangunan/Material dan Komponen Lainnya <i>Difficulty in Construction Materials and Other Components Supply</i>	6.82	13.64		
SDM yang Terampil/Ahli <i>Skilled and Professional Human Resources</i>	2.27	7.27		
Birokrasi Administrasi Pemerintah <i>Government Administration and Bureaucracy</i>	9.09	2.73		
Politik dan Keamanan <i>Politics and Security</i>	9.09	2.73		
Kesehatan dan Keselamatan Kerja (K3) <i>Work Health and Safety</i>	4.55	2.73		
Indeks Masalah Bisnis <i>Business Problems Indices</i>	17.05	8.41		

TABEL : 12.1 Indikator Konstruksi, Triwulan II/2021 - II/2022
TABLE : 12.1 Construction Indicators, 2nd Quarter 2021 - 2nd Quarter 2022

PROVINSI/PROVINCE : DKI JAKARTA

Uraian <i>Description</i>	Triwulan / Quarter				
	II-2021	III-2021	IV-2021	I-2022	II-2022
(1)	(2)	(3)	(4)	(5)	(6)
Indeks Konstruksi / Construction Indices (2016=100)					
Pekerja Tetap / <i>Permanent Workers</i>	106.66	108.14	108.41	108.02	108.22
Pertumbuhan / <i>Growth (%)</i>	0.68	1.38	0.25	-0.36	0.19
Hari Orang / <i>Mandays</i>	106.91	110.02	112.48	111.64	112.03
Pertumbuhan / <i>Growth (%)</i>	0.81	2.91	2.24	-0.75	0.35
Balas Jasa dan Upah / <i>Compensation and Wages</i>	112.54	118.66	124.09	120.65	122.00
Pertumbuhan / <i>Growth (%)</i>	1.49	5.43	4.58	-2.77	1.12
• Balas Jasa Pekerja Tetap / <i>Compensation of Permanent Worker</i>	95.72	100.93	105.55	102.56	103.66
Pertumbuhan / <i>Growth (%)</i>	1.49	5.43	4.58	-2.83	1.07
• Upah Pekerja Tidak Tetap/Harian / <i>Wages of Casual Worker</i>	120.32	126.86	132.67	129.02	130.49
Pertumbuhan / <i>Growth (%)</i>	1.49	5.43	4.58	-2.75	1.14
Nilai Konstruksi yang Diselesaikan / <i>Value of Construction Works Completed</i>	120.83	128.76	135.06	131.24	132.75
Pertumbuhan / <i>Growth (%)</i>	1.53	6.56	4.89	-2.83	1.16
Median / Median					
Banyaknya Pekerja Tetap / <i>Permanent Workers</i>	20	20	20	21	22
Balas Jasa Pekerja Tetap per Bulan (Ribu Rupiah) <i>Monthly Compensation of Permanent Worker (Thousand Rupiah)</i>	5 890	5 890	5 890	6 000	6 423
Upah Pekerja Tidak Tetap/Harian per Hari (Ribu Rupiah) <i>Daily Wages of Casual Worker (Thousand Rupiah)</i>	150	150	150	150	150
Upah Kepala Tukang per Hari (Ribu Rupiah) <i>Daily Wages of Foreman (Thousand Rupiah)</i>	200	200	200	200	200
Upah Tukang per Hari (Ribu Rupiah) <i>Daily Wages of Construction Handyman (Thousand Rupiah)</i>	145	150	150	150	150
Upah Pembantu Tukang per Hari (Ribu Rupiah) <i>Daily Wages of Construction Handyman Assistant (Thousand Rupiah)</i>	110	110	110	115	115

TABEL : 12.2 Indeks Kondisi, Prospek, dan Masalah Bisnis Konstruksi, Triwulan I/2022 - II/2022
TABLE : 12.2 *Construction Business Condition, Prospect, and Problems Indices, 1st Quarter - 2nd Quarter 2022*

PROVINSI/PROVINCE : DKI JAKARTA

Variabel Indeks Kondisi dan Prospek Bisnis <i>Variable of Business Condition and Prospect Indices</i>	Kondisi <i>Condition</i> I-2022	Prospek <i>Prospect</i> II-2022	Kondisi <i>Condition</i> II-2022	Prospek <i>Prospect</i> III-2022
Pendapatan Usaha <i>Business Revenue</i>	54.41	65.44	57.30	56.18
Nilai Pekerjaan/Konstruksi yang Diselesaikan <i>Value of Construction Works Completed</i>	52.94	65.44	57.87	57.30
Order Bahan Bangunan/Material dan Komponen Lainnya <i>Ordering Construction Materials and Other Components</i>	52.21	60.29	57.87	57.87
Harga Bahan Bangunan/Material dan Komponen Lainnya <i>Price of Construction Materials and Other Components</i>	59.56	59.56	59.55	60.11
Jumlah Pekerja Tetap, Kontrak, dan Outsourcing <i>Number of Permanent Worker, Contract Labour, and Outsourcing</i>	50.00	58.09	51.12	50.56
Rata-rata Gaji Pekerja Tetap, Kontrak, dan Outsourcing <i>Average Compensation of Permanent, Contract and Outsourced Workers</i>	51.47	54.41	52.25	52.25
Jumlah Pekerja Tidak Tetap/Harian <i>Number of Casual Workers</i>	51.47	58.09	50.56	51.12
Upah Pekerja Tidak Tetap/Harian per Hari <i>Daily Wages of Casual Workers</i>	52.21	53.68	52.25	52.81
Indeks Kondisi dan Prospek Bisnis <i>Business Condition and Prospect Indices</i>	53.03	59.38	54.85	54.78

Variabel Indeks Masalah Bisnis <i>Variable of Business Problems Indices</i>	I-2022	II-2022
Akses Kredit <i>Credit Access</i>	3.68	5.06
Suku Bunga Pinjaman/Kredit <i>Interest Rate</i>	5.51	2.53
Kenaikan Harga Bahan Bangunan/Material dan Komponen Lainnya <i>Inflation of Construction Materials and Other Components Prices</i>	8.46	5.34
Penurunan Permintaan Jasa Konstruksi Secara Umum <i>Decreasing Demand of Construction Services in General</i>	11.40	9.83
Persaingan yang Sangat Ketat <i>Very Tight Competition</i>	14.71	11.80
Kesulitan Pasokan Bahan Bangunan/Material dan Komponen Lainnya <i>Difficulty in Construction Materials and Other Components Supply</i>	5.15	3.37
SDM yang Terampil/Ahli <i>Skilled and Professional Human Resources</i>	2.21	5.06
Birokrasi Administrasi Pemerintah <i>Government Administration and Bureaucracy</i>	5.51	3.37
Politik dan Keamanan <i>Politics and Security</i>	6.25	1.69
Kesehatan dan Keselamatan Kerja (K3) <i>Work Health and Safety</i>	6.25	1.97
Indeks Masalah Bisnis <i>Business Problems Indices</i>	8.70	7.03

TABEL : 13.1 Indikator Konstruksi, Triwulan II/2021 - II/2022
TABLE : 13.1 Construction Indicators, 2nd Quarter 2021 - 2nd Quarter 2022

PROVINSI/PROVINCE : JAWA BARAT

Uraian <i>Description</i>	Triwulan / Quarter				
	II-2021	III-2021	IV-2021	I-2022	II-2022
(1)	(2)	(3)	(4)	(5)	(6)
Indeks Konstruksi / Construction Indices (2016=100)					
Pekerja Tetap / <i>Permanent Workers</i>	109.34	109.50	109.86	109.42	109.49
Pertumbuhan / <i>Growth (%)</i>	0.56	0.14	0.34	-0.41	0.07
Hari Orang / <i>Mandays</i>	137.44	140.00	143.69	142.96	143.07
Pertumbuhan / <i>Growth (%)</i>	1.77	1.86	2.64	-0.51	0.08
Balas Jasa dan Upah / <i>Compensation and Wages</i>	148.19	152.84	159.05	158.17	158.41
Pertumbuhan / <i>Growth (%)</i>	3.56	3.14	4.06	-0.56	0.16
• Balas Jasa Pekerja Tetap / <i>Compensation of Permanent Worker</i>	130.93	135.04	140.52	138.83	139.03
Pertumbuhan / <i>Growth (%)</i>	3.56	3.14	4.06	-1.20	0.14
• Upah Pekerja Tidak Tetap/Harian / <i>Wages of Casual Worker</i>	156.55	161.46	168.02	167.52	167.80
Pertumbuhan / <i>Growth (%)</i>	3.56	3.14	4.06	-0.29	0.16
Nilai Konstruksi yang Diselesaikan / <i>Value of Construction Works Completed</i>	174.11	182.56	191.69	191.31	191.63
Pertumbuhan / <i>Growth (%)</i>	4.29	4.85	5.00	-0.20	0.17
Median / Median					
Banyaknya Pekerja Tetap / <i>Permanent Workers</i>	5	6	6	6	6
Balas Jasa Pekerja Tetap per Bulan (Ribuan Rupiah) <i>Monthly Compensation of Permanent Worker (Thousand Rupiah)</i>	2 900	3 083	3 083	3 084	3 084
Upah Pekerja Tidak Tetap/Harian per Hari (Ribuan Rupiah) <i>Daily Wages of Casual Worker (Thousand Rupiah)</i>	122	130	130	130	135
Upah Kepala Tukang per Hari (Ribuan Rupiah) <i>Daily Wages of Foreman (Thousand Rupiah)</i>	150	150	150	150	150
Upah Tukang per Hari (Ribuan Rupiah) <i>Daily Wages of Construction Handyman (Thousand Rupiah)</i>	140	145	145	145	145
Upah Pembantu Tukang per Hari (Ribuan Rupiah) <i>Daily Wages of Construction Handyman Assistant (Thousand Rupiah)</i>	105	110	110	110	110

TABEL : 13.2 Indeks Kondisi, Prospek, dan Masalah Bisnis Konstruksi, Triwulan I/2022 - II/2022
TABLE : 13.2 *Construction Business Condition, Prospect, and Problems Indices, 1st Quarter - 2nd Quarter 2022*

PROVINSI/PROVINCE : JAWA BARAT

Variabel Indeks Kondisi dan Prospek Bisnis <i>Variable of Business Condition and Prospect Indices</i>	Kondisi <i>Condition</i> I-2022	Prospek <i>Prospect</i> II-2022	Kondisi <i>Condition</i> II-2022	Prospek <i>Prospect</i> III-2022
Pendapatan Usaha <i>Business Revenue</i>	54.48	56.72	35.71	41.67
Nilai Pekerjaan/Konstruksi yang Diselesaikan <i>Value of Construction Works Completed</i>	52.99	57.46	44.64	48.81
Order Bahan Bangunan/Material dan Komponen Lainnya <i>Ordering Construction Materials and Other Components</i>	55.22	59.70	41.67	47.02
Harga Bahan Bangunan/Material dan Komponen Lainnya <i>Price of Construction Materials and Other Components</i>	60.45	61.19	70.83	66.07
Jumlah Pekerja Tetap, Kontrak, dan Outsourcing <i>Number of Permanent Worker, Contract Labour, and Outsourcing</i>	52.24	55.22	41.67	46.43
Rata-rata Gaji Pekerja Tetap, Kontrak, dan Outsourcing <i>Average Compensation of Permanent, Contract and Outsourced Workers</i>	53.73	57.46	44.64	50.00
Jumlah Pekerja Tidak Tetap/Harian <i>Number of Casual Workers</i>	52.99	55.22	41.07	42.86
Upah Pekerja Tidak Tetap/Harian per Hari <i>Daily Wages of Casual Workers</i>	51.49	55.22	41.67	46.43
Indeks Kondisi dan Prospek Bisnis <i>Business Condition and Prospect Indices</i>	54.20	57.28	45.24	48.66

Variabel Indeks Masalah Bisnis <i>Variable of Business Problems Indices</i>	I-2022	II-2022
Akses Kredit <i>Credit Access</i>	5.22	10.71
Suku Bunga Pinjaman/Kredit <i>Interest Rate</i>	7.09	12.80
Kenaikan Harga Bahan Bangunan/Material dan Komponen Lainnya <i>Inflation of Construction Materials and Other Components Prices</i>	8.21	27.08
Penurunan Permintaan Jasa Konstruksi Secara Umum <i>Decreasing Demand of Construction Services in General</i>	11.19	23.51
Persaingan yang Sangat Ketat <i>Very Tight Competition</i>	13.81	22.92
Kesulitan Pasokan Bahan Bangunan/Material dan Komponen Lainnya <i>Difficulty in Construction Materials and Other Components Supply</i>	6.34	11.90
SDM yang Terampil/Ahli <i>Skilled and Professional Human Resources</i>	5.22	5.65
Birokrasi Administrasi Pemerintah <i>Government Administration and Bureaucracy</i>	5.97	12.50
Politik dan Keamanan <i>Politics and Security</i>	2.61	8.04
Kesehatan dan Keselamatan Kerja (K3) <i>Work Health and Safety</i>	2.24	3.87
Indeks Masalah Bisnis <i>Business Problems Indices</i>	8.48	17.98

TABEL : 14.1 Indikator Konstruksi, Triwulan II/2021 - II/2022
TABLE : 14.1 Construction Indicators, 2nd Quarter 2021 - 2nd Quarter 2022

PROVINSI/PROVINCE : JAWA TENGAH

Uraian <i>Description</i>	Triwulan / <i>Quarter</i>				
	II-2021	III-2021	IV-2021	I-2022	II-2022
(1)	(2)	(3)	(4)	(5)	(6)
Indeks Konstruksi / <i>Construction Indices (2016=100)</i>					
Pekerja Tetap / <i>Permanent Workers</i>	106.14	106.57	106.61	105.84	106.00
Pertumbuhan / <i>Growth (%)</i>	0.32	0.41	0.04	-0.72	0.15
Hari Orang / <i>Mandays</i>	126.66	129.95	131.15	127.78	128.04
Pertumbuhan / <i>Growth (%)</i>	0.73	2.60	0.93	-2.57	0.20
Balas Jasa dan Upah / <i>Compensation and Wages</i>	142.57	149.79	151.92	146.28	147.76
Pertumbuhan / <i>Growth (%)</i>	1.26	5.06	1.42	-3.71	1.01
• Balas Jasa Pekerja Tetap / <i>Compensation of Permanent Worker</i>	132.82	139.55	141.53	139.08	140.02
Pertumbuhan / <i>Growth (%)</i>	1.26	5.06	1.42	-1.73	0.67
• Upah Pekerja Tidak Tetap/Harian / <i>Wages of Casual Worker</i>	144.23	151.53	153.68	147.50	149.07
Pertumbuhan / <i>Growth (%)</i>	1.26	5.06	1.42	-4.02	1.07
Nilai Konstruksi yang Diselesaikan / <i>Value of Construction Works Completed</i>	151.83	161.01	163.24	154.44	156.00
Pertumbuhan / <i>Growth (%)</i>	1.41	6.05	1.38	-5.39	1.01
Median / <i>Median</i>					
Banyaknya Pekerja Tetap / <i>Permanent Workers</i>	5	5	5	4	4
Balas Jasa Pekerja Tetap per Bulan (Ribu Rupiah) <i>Monthly Compensation of Permanent Worker (Thousand Rupiah)</i>	2 500	2 500	2 500	2 500	2 500
Upah Pekerja Tidak Tetap/Harian per Hari (Ribu Rupiah) <i>Daily Wages of Casual Worker (Thousand Rupiah)</i>	94	94	95	100	100
Upah Kepala Tukang per Hari (Ribu Rupiah) <i>Daily Wages of Foreman (Thousand Rupiah)</i>	110	110	110	120	120
Upah Tukang per Hari (Ribu Rupiah) <i>Daily Wages of Construction Handyman (Thousand Rupiah)</i>	100	100	100	100	100
Upah Pembantu Tukang per Hari (Ribu Rupiah) <i>Daily Wages of Construction Handyman Assistant (Thousand Rupiah)</i>	80	80	80	83	85

TABEL : 14.2 Indeks Kondisi, Prospek, dan Masalah Bisnis Konstruksi, Triwulan I/2022 - II/2022
TABLE : 14.2 *Construction Business Condition, Prospect, and Problems Indices, 1st Quarter - 2nd Quarter 2022*

PROVINSI/PROVINCE : JAWA TENGAH

Variabel Indeks Kondisi dan Prospek Bisnis <i>Variable of Business Condition and Prospect Indices</i>	Kondisi <i>Condition</i> I-2022	Prospek <i>Prospect</i> II-2022	Kondisi <i>Condition</i> II-2022	Prospek <i>Prospect</i> III-2022
Pendapatan Usaha <i>Business Revenue</i>	45.69	53.45	48.13	56.25
Nilai Pekerjaan/Konstruksi yang Diselesaikan <i>Value of Construction Works Completed</i>	46.55	55.17	52.19	60.00
Order Bahan Bangunan/Material dan Komponen Lainnya <i>Ordering Construction Materials and Other Components</i>	45.69	54.31	47.50	55.00
Harga Bahan Bangunan/Material dan Komponen Lainnya <i>Price of Construction Materials and Other Components</i>	66.38	64.66	62.50	59.06
Jumlah Pekerja Tetap, Kontrak, dan Outsourcing <i>Number of Permanent Worker, Contract Labour, and Outsourcing</i>	42.24	46.12	45.63	48.44
Rata-rata Gaji Pekerja Tetap, Kontrak, dan Outsourcing <i>Average Compensation of Permanent, Contract and Outsourced Workers</i>	45.26	50.00	47.50	49.69
Jumlah Pekerja Tidak Tetap/Harian <i>Number of Casual Workers</i>	42.24	48.28	45.00	52.81
Upah Pekerja Tidak Tetap/Harian per Hari <i>Daily Wages of Casual Workers</i>	43.97	48.28	47.50	52.50
Indeks Kondisi dan Prospek Bisnis <i>Business Condition and Prospect Indices</i>	47.25	52.53	49.49	54.22

Variabel Indeks Masalah Bisnis <i>Variable of Business Problems Indices</i>	I-2022	II-2022
Akses Kredit <i>Credit Access</i>	6.47	4.06
Suku Bunga Pinjaman/Kredit <i>Interest Rate</i>	8.41	5.16
Kenaikan Harga Bahan Bangunan/Material dan Komponen Lainnya <i>Inflation of Construction Materials and Other Components Prices</i>	17.67	14.84
Penurunan Permintaan Jasa Konstruksi Secara Umum <i>Decreasing Demand of Construction Services in General</i>	21.34	17.03
Persaingan yang Sangat Ketat <i>Very Tight Competition</i>	21.98	23.59
Kesulitan Pasokan Bahan Bangunan/Material dan Komponen Lainnya <i>Difficulty in Construction Materials and Other Components Supply</i>	7.54	7.34
SDM yang Terampil/Ahli <i>Skilled and Professional Human Resources</i>	3.88	4.69
Birokrasi Administrasi Pemerintah <i>Government Administration and Bureaucracy</i>	7.33	10.00
Politik dan Keamanan <i>Politics and Security</i>	4.09	7.03
Kesehatan dan Keselamatan Kerja (K3) <i>Work Health and Safety</i>	4.09	3.13
Indeks Masalah Bisnis <i>Business Problems Indices</i>	14.81	13.89

TABEL : 15.1 Indikator Konstruksi, Triwulan II/2021 - II/2022
TABLE : 15.1 Construction Indicators, 2nd Quarter 2021 - 2nd Quarter 2022

PROVINSI/PROVINCE : DI YOGYAKARTA

Uraian <i>Description</i>	Triwulan / Quarter				
	II-2021	III-2021	IV-2021	I-2022	II-2022
(1)	(2)	(3)	(4)	(5)	(6)
Indeks Konstruksi / Construction Indices (2016=100)					
Pekerja Tetap / <i>Permanent Workers</i>	107.51	107.78	108.05	107.89	108.02
Pertumbuhan / <i>Growth (%)</i>	0.50	0.26	0.25	-0.15	0.12
Hari Orang / <i>Mandays</i>	129.77	130.80	131.32	130.31	130.59
Pertumbuhan / <i>Growth (%)</i>	0.73	0.80	0.40	-0.77	0.21
Balas Jasa dan Upah / <i>Compensation and Wages</i>	139.25	141.19	142.70	140.91	141.48
Pertumbuhan / <i>Growth (%)</i>	1.41	1.40	1.06	-1.25	0.40
• Balas Jasa Pekerja Tetap / <i>Compensation of Permanent Worker</i>	141.18	143.15	144.67	142.63	143.05
Pertumbuhan / <i>Growth (%)</i>	1.41	1.40	1.06	-1.41	0.30
• Upah Pekerja Tidak Tetap/Harian / <i>Wages of Casual Worker</i>	138.63	140.57	142.06	140.36	140.98
Pertumbuhan / <i>Growth (%)</i>	1.41	1.40	1.06	-1.20	0.44
Nilai Konstruksi yang Diselesaikan / <i>Value of Construction Works Completed</i>	162.82	165.29	167.52	165.01	165.73
Pertumbuhan / <i>Growth (%)</i>	1.47	1.52	1.35	-1.50	0.44
Median / Median					
Banyaknya Pekerja Tetap / <i>Permanent Workers</i>	4	4	5	6	6
Balas Jasa Pekerja Tetap per Bulan (Ribu Rupiah) <i>Monthly Compensation of Permanent Worker (Thousand Rupiah)</i>	2 084	2 100	2 200	2 200	2 400
Upah Pekerja Tidak Tetap/Harian per Hari (Ribu Rupiah) <i>Daily Wages of Casual Worker (Thousand Rupiah)</i>	90	95	95	100	100
Upah Kepala Tukang per Hari (Ribu Rupiah) <i>Daily Wages of Foreman (Thousand Rupiah)</i>	110	110	110	114	114
Upah Tukang per Hari (Ribu Rupiah) <i>Daily Wages of Construction Handyman (Thousand Rupiah)</i>	100	100	100	100	100
Upah Pembantu Tukang per Hari (Ribu Rupiah) <i>Daily Wages of Construction Handyman Assistant (Thousand Rupiah)</i>	90	90	90	90	90

TABEL : 15.2 Indeks Kondisi, Prospek, dan Masalah Bisnis Konstruksi, Triwulan I/2022 - II/2022
TABLE : 15.2 *Construction Business Condition, Prospect, and Problems Indices, 1st Quarter - 2nd Quarter 2022*

PROVINSI/PROVINCE : DI YOGYAKARTA

Variabel Indeks Kondisi dan Prospek Bisnis <i>Variable of Business Condition and Prospect Indices</i>	Kondisi <i>Condition</i> I-2022	Prospek <i>Prospect</i> II-2022	Kondisi <i>Condition</i> II-2022	Prospek <i>Prospect</i> III-2022
Pendapatan Usaha <i>Business Revenue</i>	38.10	57.14	52.86	64.29
Nilai Pekerjaan/Konstruksi yang Diselesaikan <i>Value of Construction Works Completed</i>	45.24	64.29	51.43	64.29
Order Bahan Bangunan/Material dan Komponen Lainnya <i>Ordering Construction Materials and Other Components</i>	40.48	61.90	57.14	60.00
Harga Bahan Bangunan/Material dan Komponen Lainnya <i>Price of Construction Materials and Other Components</i>	71.43	76.19	64.29	68.57
Jumlah Pekerja Tetap, Kontrak, dan Outsourcing <i>Number of Permanent Worker, Contract Labour, and Outsourcing</i>	40.48	52.38	47.14	51.43
Rata-rata Gaji Pekerja Tetap, Kontrak, dan Outsourcing <i>Average Compensation of Permanent, Contract and Outsourced Workers</i>	45.24	52.38	50.00	55.71
Jumlah Pekerja Tidak Tetap/Harian <i>Number of Casual Workers</i>	30.95	54.76	52.86	54.29
Upah Pekerja Tidak Tetap/Harian per Hari <i>Daily Wages of Casual Workers</i>	38.10	50.00	51.43	55.71
Indeks Kondisi dan Prospek Bisnis <i>Business Condition and Prospect Indices</i>	43.75	58.63	53.39	59.29
Variabel Indeks Masalah Bisnis <i>Variable of Business Problems Indices</i>	I-2022	II-2022		
Akses Kredit <i>Credit Access</i>	3.57	5.00		
Suku Bunga Pinjaman/Kredit <i>Interest Rate</i>	9.52	5.71		
Kenaikan Harga Bahan Bangunan/Material dan Komponen Lainnya <i>Inflation of Construction Materials and Other Components Prices</i>	19.05	18.57		
Penurunan Permintaan Jasa Konstruksi Secara Umum <i>Decreasing Demand of Construction Services in General</i>	13.10	13.57		
Persaingan yang Sangat Ketat <i>Very Tight Competition</i>	16.67	15.00		
Kesulitan Pasokan Bahan Bangunan/Material dan Komponen Lainnya <i>Difficulty in Construction Materials and Other Components Supply</i>	5.95	5.00		
SDM yang Terampil/Ahli <i>Skilled and Professional Human Resources</i>	3.57	4.29		
Birokrasi Administrasi Pemerintah <i>Government Administration and Bureaucracy</i>	4.76	6.43		
Politik dan Keamanan <i>Politics and Security</i>	8.33	10.71		
Kesehatan dan Keselamatan Kerja (K3) <i>Work Health and Safety</i>	4.76	2.14		
Indeks Masalah Bisnis <i>Business Problems Indices</i>	12.08	11.75		

TABEL : 16.1 Indikator Konstruksi, Triwulan II/2021 - II/2022
TABLE : 16.1 Construction Indicators, 2nd Quarter 2021 - 2nd Quarter 2022

PROVINSI/PROVINCE : JAWA TIMUR

Uraian <i>Description</i>	Triwulan / <i>Quarter</i>				
	II-2021	III-2021	IV-2021	I-2022	II-2022
(1)	(2)	(3)	(4)	(5)	(6)
Indeks Konstruksi / <i>Construction Indices (2016=100)</i>					
Pekerja Tetap / <i>Permanent Workers</i>	104.96	106.00	106.09	105.43	105.22
Pertumbuhan / <i>Growth (%)</i>	-0.19	0.99	0.08	-0.62	-0.19
Hari Orang / <i>Mandays</i>	123.81	127.35	129.99	127.71	127.46
Pertumbuhan / <i>Growth (%)</i>	-0.44	2.85	2.08	-1.76	-0.19
Balas Jasa dan Upah / <i>Compensation and Wages</i>	135.71	142.40	147.10	143.69	143.29
Pertumbuhan / <i>Growth (%)</i>	-0.65	4.93	3.30	-2.31	-0.28
• Balas Jasa Pekerja Tetap / <i>Compensation of Permanent Worker</i>	128.43	134.76	139.21	136.67	136.31
Pertumbuhan / <i>Growth (%)</i>	-0.65	4.93	3.30	-1.82	-0.27
• Upah Pekerja Tidak Tetap/Harian / <i>Wages of Casual Worker</i>	137.90	144.70	149.48	145.81	145.39
Pertumbuhan / <i>Growth (%)</i>	-0.65	4.93	3.30	-2.45	-0.29
Nilai Konstruksi yang Diselesaikan / <i>Value of Construction Works Completed</i>	157.22	166.87	174.54	169.84	169.45
Pertumbuhan / <i>Growth (%)</i>	-0.05	6.14	4.60	-2.70	-0.23
Median / <i>Median</i>					
Banyaknya Pekerja Tetap / <i>Permanent Workers</i>	6	6	6	6	6
Balas Jasa Pekerja Tetap per Bulan (Ribuan Rupiah) <i>Monthly Compensation of Permanent Worker (Thousand Rupiah)</i>	2 651	2 651	2 651	2 651	2 651
Upah Pekerja Tidak Tetap/Harian per Hari (Ribuan Rupiah) <i>Daily Wages of Casual Worker (Thousand Rupiah)</i>	90	100	100	100	100
Upah Kepala Tukang per Hari (Ribuan Rupiah) <i>Daily Wages of Foreman (Thousand Rupiah)</i>	120	125	125	125	125
Upah Tukang per Hari (Ribuan Rupiah) <i>Daily Wages of Construction Handyman (Thousand Rupiah)</i>	98	100	100	100	100
Upah Pembantu Tukang per Hari (Ribuan Rupiah) <i>Daily Wages of Construction Handyman Assistant (Thousand Rupiah)</i>	80	85	85	85	85

TABEL : 16.2 Indeks Kondisi, Prospek, dan Masalah Bisnis Konstruksi, Triwulan I/2022 - II/2022
TABLE : 16.2 *Construction Business Condition, Prospect, and Problems Indices, 1st Quarter - 2nd Quarter 2022*

PROVINSI/PROVINCE : JAWA TIMUR

Variabel Indeks Kondisi dan Prospek Bisnis <i>Variable of Business Condition and Prospect Indices</i>	Kondisi <i>Condition</i> I-2022	Prospek <i>Prospect</i> II-2022	Kondisi <i>Condition</i> II-2022	Prospek <i>Prospect</i> III-2022
Pendapatan Usaha <i>Business Revenue</i>	36.88	52.13	52.90	62.26
Nilai Pekerjaan/Konstruksi yang Diselesaikan <i>Value of Construction Works Completed</i>	37.94	51.42	52.90	60.00
Order Bahan Bangunan/Material dan Komponen Lainnya <i>Ordering Construction Materials and Other Components</i>	37.59	49.65	50.32	58.71
Harga Bahan Bangunan/Material dan Komponen Lainnya <i>Price of Construction Materials and Other Components</i>	62.06	60.99	66.13	63.55
Jumlah Pekerja Tetap, Kontrak, dan Outsourcing <i>Number of Permanent Worker, Contract Labour, and Outsourcing</i>	43.26	48.23	48.06	51.29
Rata-rata Gaji Pekerja Tetap, Kontrak, dan Outsourcing <i>Average Compensation of Permanent, Contract and Outsourced Workers</i>	48.58	52.13	50.65	51.94
Jumlah Pekerja Tidak Tetap/Harian <i>Number of Casual Workers</i>	37.23	47.52	45.48	54.19
Upah Pekerja Tidak Tetap/Harian per Hari <i>Daily Wages of Casual Workers</i>	44.33	47.52	49.35	50.97
Indeks Kondisi dan Prospek Bisnis <i>Business Condition and Prospect Indices</i>	43.48	51.20	51.98	56.61

Variabel Indeks Masalah Bisnis <i>Variable of Business Problems Indices</i>	I-2022	II-2022
Akses Kredit <i>Credit Access</i>	4.96	3.87
Suku Bunga Pinjaman/Kredit <i>Interest Rate</i>	7.45	6.13
Kenaikan Harga Bahan Bangunan/Material dan Komponen Lainnya <i>Inflation of Construction Materials and Other Components Prices</i>	19.33	14.84
Penurunan Permintaan Jasa Konstruksi Secara Umum <i>Decreasing Demand of Construction Services in General</i>	24.47	18.39
Persaingan yang Sangat Ketat <i>Very Tight Competition</i>	28.01	18.39
Kesulitan Pasokan Bahan Bangunan/Material dan Komponen Lainnya <i>Difficulty in Construction Materials and Other Components Supply</i>	8.16	6.45
SDM yang Terampil/Ahli <i>Skilled and Professional Human Resources</i>	3.90	1.61
Birokrasi Administrasi Pemerintah <i>Government Administration and Bureaucracy</i>	11.88	6.29
Politik dan Keamanan <i>Politics and Security</i>	8.51	5.97
Kesehatan dan Keselamatan Kerja (K3) <i>Work Health and Safety</i>	3.37	2.10
Indeks Masalah Bisnis <i>Business Problems Indices</i>	17.86	12.77

TABEL : 17.1 Indikator Konstruksi, Triwulan II/2021 - II/2022
TABLE : 17.1 Construction Indicators, 2nd Quarter 2021 - 2nd Quarter 2022

PROVINSI/PROVINCE : BANTEN

Uraian <i>Description</i>	Triwulan / Quarter				
	II-2021	III-2021	IV-2021	I-2022	II-2022
(1)	(2)	(3)	(4)	(5)	(6)
Indeks Konstruksi / Construction Indices (2016=100)					
Pekerja Tetap / <i>Permanent Workers</i>	106.06	106.12	106.51	106.69	106.68
Pertumbuhan / <i>Growth (%)</i>	0.44	0.06	0.36	0.17	-0.01
Hari Orang / <i>Mandays</i>	128.14	129.93	131.48	131.92	131.86
Pertumbuhan / <i>Growth (%)</i>	1.66	1.40	1.19	0.33	-0.04
Balas Jasa dan Upah / <i>Compensation and Wages</i>	133.23	136.38	139.53	140.14	140.12
Pertumbuhan / <i>Growth (%)</i>	2.12	2.36	2.32	0.44	-0.01
• Balas Jasa Pekerja Tetap / <i>Compensation of Permanent Worker</i>	112.64	115.30	117.97	118.35	118.34
Pertumbuhan / <i>Growth (%)</i>	2.12	2.36	2.32	0.32	-0.01
• Upah Pekerja Tidak Tetap/Harian / <i>Wages of Casual Worker</i>	143.37	146.76	150.16	150.88	150.85
Pertumbuhan / <i>Growth (%)</i>	2.12	2.36	2.32	0.48	-0.02
Nilai Konstruksi yang Diselesaikan / <i>Value of Construction Works Completed</i>	165.18	169.59	174.25	174.99	174.95
Pertumbuhan / <i>Growth (%)</i>	2.75	2.67	2.75	0.43	-0.02
Median / Median					
Banyaknya Pekerja Tetap / <i>Permanent Workers</i>	6	6	6	7	6
Balas Jasa Pekerja Tetap per Bulan (Ribu Rupiah) <i>Monthly Compensation of Permanent Worker (Thousand Rupiah)</i>	3 338	3 338	3 338	3 338	3 338
Upah Pekerja Tidak Tetap/Harian per Hari (Ribu Rupiah) <i>Daily Wages of Casual Worker (Thousand Rupiah)</i>	120	120	120	125	130
Upah Kepala Tukang per Hari (Ribu Rupiah) <i>Daily Wages of Foreman (Thousand Rupiah)</i>	160	160	160	160	160
Upah Tukang per Hari (Ribu Rupiah) <i>Daily Wages of Construction Handyman (Thousand Rupiah)</i>	150	150	150	150	150
Upah Pembantu Tukang per Hari (Ribu Rupiah) <i>Daily Wages of Construction Handyman Assistant (Thousand Rupiah)</i>	110	110	110	113	120

TABEL : 17.2 Indeks Kondisi, Prospek, dan Masalah Bisnis Konstruksi, Triwulan I/2022 - II/2022
TABLE : 17.2 *Construction Business Condition, Prospect, and Problems Indices, 1st Quarter - 2nd Quarter 2022*

PROVINSI/PROVINCE : BANTEN

Variabel Indeks Kondisi dan Prospek Bisnis <i>Variable of Business Condition and Prospect Indices</i>	Kondisi <i>Condition</i> I-2022	Prospek <i>Prospect</i> II-2022	Kondisi <i>Condition</i> II-2022	Prospek <i>Prospect</i> III-2022
Pendapatan Usaha <i>Business Revenue</i>	44.74	57.89	59.78	63.04
Nilai Pekerjaan/Konstruksi yang Diselesaikan <i>Value of Construction Works Completed</i>	42.11	60.53	63.04	65.22
Order Bahan Bangunan/Material dan Komponen Lainnya <i>Ordering Construction Materials and Other Components</i>	47.37	56.58	56.52	58.70
Harga Bahan Bangunan/Material dan Komponen Lainnya <i>Price of Construction Materials and Other Components</i>	76.32	71.05	66.30	67.39
Jumlah Pekerja Tetap, Kontrak, dan Outsourcing <i>Number of Permanent Worker, Contract Labour, and Outsourcing</i>	40.79	46.05	52.17	53.26
Rata-rata Gaji Pekerja Tetap, Kontrak, dan Outsourcing <i>Average Compensation of Permanent, Contract and Outsourced Workers</i>	47.37	52.63	53.26	54.35
Jumlah Pekerja Tidak Tetap/Harian <i>Number of Casual Workers</i>	32.89	44.74	55.43	50.00
Upah Pekerja Tidak Tetap/Harian per Hari <i>Daily Wages of Casual Workers</i>	44.74	43.42	51.09	52.17
Indeks Kondisi dan Prospek Bisnis <i>Business Condition and Prospect Indices</i>	47.04	54.11	57.20	58.02

Variabel Indeks Masalah Bisnis <i>Variable of Business Problems Indices</i>	I-2022	II-2022
Akses Kredit <i>Credit Access</i>	2.63	4.89
Suku Bunga Pinjaman/Kredit <i>Interest Rate</i>	5.26	4.35
Kenaikan Harga Bahan Bangunan/Material dan Komponen Lainnya <i>Inflation of Construction Materials and Other Components Prices</i>	13.16	21.20
Penurunan Permintaan Jasa Konstruksi Secara Umum <i>Decreasing Demand of Construction Services in General</i>	19.74	15.76
Persaingan yang Sangat Ketat <i>Very Tight Competition</i>	17.76	11.96
Kesulitan Pasokan Bahan Bangunan/Material dan Komponen Lainnya <i>Difficulty in Construction Materials and Other Components Supply</i>	5.26	10.33
SDM yang Terampil/Ahli <i>Skilled and Professional Human Resources</i>	2.63	8.70
Birokrasi Administrasi Pemerintah <i>Government Administration and Bureaucracy</i>	5.26	8.70
Politik dan Keamanan <i>Politics and Security</i>	4.61	5.98
Kesehatan dan Keselamatan Kerja (K3) <i>Work Health and Safety</i>	3.95	10.33
Indeks Masalah Bisnis <i>Business Problems Indices</i>	12.61	12.56

TABEL : 18.1 Indikator Konstruksi, Triwulan II/2021 - II/2022
TABLE : 18.1 Construction Indicators, 2nd Quarter 2021 - 2nd Quarter 2022

PROVINSI/PROVINCE : BALI

Uraian <i>Description</i>	Triwulan / Quarter				
	II-2021	III-2021	IV-2021	I-2022	II-2022
(1)	(2)	(3)	(4)	(5)	(6)
Indeks Konstruksi / Construction Indices (2016=100)					
Pekerja Tetap / <i>Permanent Workers</i>	107.40	108.53	108.60	108.44	108.49
Pertumbuhan / <i>Growth (%)</i>	0.81	1.05	0.07	-0.15	0.05
Hari Orang / <i>Mandays</i>	117.12	119.52	122.10	118.73	118.78
Pertumbuhan / <i>Growth (%)</i>	1.63	2.05	2.16	-2.76	0.04
Balas Jasa dan Upah / <i>Compensation and Wages</i>	126.21	131.13	135.33	131.03	131.13
Pertumbuhan / <i>Growth (%)</i>	3.06	3.90	3.20	-3.17	0.07
• Balas Jasa Pekerja Tetap / <i>Compensation of Permanent Worker</i>	120.95	125.67	129.68	126.70	126.77
Pertumbuhan / <i>Growth (%)</i>	3.06	3.90	3.20	-2.30	0.06
• Upah Pekerja Tidak Tetap/Harian / <i>Wages of Casual Worker</i>	128.10	133.09	137.34	132.59	132.68
Pertumbuhan / <i>Growth (%)</i>	3.06	3.90	3.20	-3.47	0.07
Nilai Konstruksi yang Diselesaikan / <i>Value of Construction Works Completed</i>	138.15	143.85	150.54	141.96	142.04
Pertumbuhan / <i>Growth (%)</i>	3.57	4.12	4.65	-5.70	0.06
Median / Median					
Banyaknya Pekerja Tetap / <i>Permanent Workers</i>	5	5	5	6	5
Balas Jasa Pekerja Tetap per Bulan (Ribuan Rupiah) <i>Monthly Compensation of Permanent Worker (Thousand Rupiah)</i>	2 500	2 500	2 500	2 600	2 775
Upah Pekerja Tidak Tetap/Harian per Hari (Ribuan Rupiah) <i>Daily Wages of Casual Worker (Thousand Rupiah)</i>	110	110	110	110	115
Upah Kepala Tukang per Hari (Ribuan Rupiah) <i>Daily Wages of Foreman (Thousand Rupiah)</i>	150	150	150	150	150
Upah Tukang per Hari (Ribuan Rupiah) <i>Daily Wages of Construction Handyman (Thousand Rupiah)</i>	115	120	120	120	120
Upah Pembantu Tukang per Hari (Ribuan Rupiah) <i>Daily Wages of Construction Handyman Assistant (Thousand Rupiah)</i>	90	90	90	90	93

TABEL : 18.2 Indeks Kondisi, Prospek, dan Masalah Bisnis Konstruksi, Triwulan I/2022 - II/2022
TABLE : 18.2 *Construction Business Condition, Prospect, and Problems Indices, 1st Quarter - 2nd Quarter 2022*

PROVINSI/PROVINCE : BALI

Variabel Indeks Kondisi dan Prospek Bisnis <i>Variable of Business Condition and Prospect Indices</i>	Kondisi <i>Condition</i> I-2022	Prospek <i>Prospect</i> II-2022	Kondisi <i>Condition</i> II-2022	Prospek <i>Prospect</i> III-2022
Pendapatan Usaha <i>Business Revenue</i>	44.32	62.50	44.12	55.88
Nilai Pekerjaan/Konstruksi yang Diselesaikan <i>Value of Construction Works Completed</i>	40.91	59.09	44.12	54.90
Order Bahan Bangunan/Material dan Komponen Lainnya <i>Ordering Construction Materials and Other Components</i>	37.50	60.23	42.16	52.94
Harga Bahan Bangunan/Material dan Komponen Lainnya <i>Price of Construction Materials and Other Components</i>	73.86	60.23	62.75	59.80
Jumlah Pekerja Tetap, Kontrak, dan Outsourcing <i>Number of Permanent Worker, Contract Labour, and Outsourcing</i>	44.32	48.86	42.16	50.00
Rata-rata Gaji Pekerja Tetap, Kontrak, dan Outsourcing <i>Average Compensation of Permanent, Contract and Outsourced Workers</i>	55.68	55.68	46.08	51.96
Jumlah Pekerja Tidak Tetap/Harian <i>Number of Casual Workers</i>	36.36	51.14	41.18	48.04
Upah Pekerja Tidak Tetap/Harian per Hari <i>Daily Wages of Casual Workers</i>	53.41	55.68	45.10	50.98
Indeks Kondisi dan Prospek Bisnis <i>Business Condition and Prospect Indices</i>	48.30	56.68	45.96	53.06

Variabel Indeks Masalah Bisnis <i>Variable of Business Problems Indices</i>	I-2022	II-2022
Akses Kredit <i>Credit Access</i>	5.11	4.90
Suku Bunga Pinjaman/Kredit <i>Interest Rate</i>	10.23	10.78
Kenaikan Harga Bahan Bangunan/Material dan Komponen Lainnya <i>Inflation of Construction Materials and Other Components Prices</i>	18.75	22.55
Penurunan Permintaan Jasa Konstruksi Secara Umum <i>Decreasing Demand of Construction Services in General</i>	23.30	25.98
Persaingan yang Sangat Ketat <i>Very Tight Competition</i>	28.98	28.43
Kesulitan Pasokan Bahan Bangunan/Material dan Komponen Lainnya <i>Difficulty in Construction Materials and Other Components Supply</i>	6.82	5.39
SDM yang Terampil/Ahli <i>Skilled and Professional Human Resources</i>	1.70	3.43
Birokrasi Administrasi Pemerintah <i>Government Administration and Bureaucracy</i>	2.84	3.92
Politik dan Keamanan <i>Politics and Security</i>	5.11	4.41
Kesehatan dan Keselamatan Kerja (K3) <i>Work Health and Safety</i>	3.41	1.96
Indeks Masalah Bisnis <i>Business Problems Indices</i>	18.45	19.79

TABEL : 19.1 Indikator Konstruksi, Triwulan II/2021 - II/2022
TABLE : 19.1 Construction Indicators, 2nd Quarter 2021 - 2nd Quarter 2022

PROVINSI/PROVINCE : NUSA TENGGARA BARAT

Uraian <i>Description</i>	Triwulan / <i>Quarter</i>				
	II-2021	III-2021	IV-2021	I-2022	II-2022
(1)	(2)	(3)	(4)	(5)	(6)
Indeks Konstruksi / <i>Construction Indices (2016=100)</i>					
Pekerja Tetap / <i>Permanent Workers</i>	107.68	107.93	108.61	108.35	108.02
Pertumbuhan / <i>Growth (%)</i>	0.97	0.24	0.63	-0.24	-0.30
Hari Orang / <i>Mandays</i>	111.61	112.15	112.74	112.05	111.50
Pertumbuhan / <i>Growth (%)</i>	1.50	0.49	0.52	-0.61	-0.49
Balas Jasa dan Upah / <i>Compensation and Wages</i>	119.79	120.83	121.54	119.19	117.68
Pertumbuhan / <i>Growth (%)</i>	2.86	0.86	0.59	-1.93	-1.27
• Balas Jasa Pekerja Tetap / <i>Compensation of Permanent Worker</i>	119.11	120.14	120.85	118.95	117.61
Pertumbuhan / <i>Growth (%)</i>	2.86	0.86	0.59	-1.58	-1.12
• Upah Pekerja Tidak Tetap/Harian / <i>Wages of Casual Worker</i>	119.90	120.93	121.65	119.23	117.69
Pertumbuhan / <i>Growth (%)</i>	2.86	0.86	0.59	-1.98	-1.29
Nilai Konstruksi yang Diselesaikan / <i>Value of Construction Works Completed</i>	129.92	130.73	131.64	128.06	126.35
Pertumbuhan / <i>Growth (%)</i>	3.25	0.63	0.69	-2.72	-1.33
Median / <i>Median</i>					
Banyaknya Pekerja Tetap / <i>Permanent Workers</i>	2	2	2	3	4
Balas Jasa Pekerja Tetap per Bulan (Ribuan Rupiah) <i>Monthly Compensation of Permanent Worker (Thousand Rupiah)</i>	2 279	2 279	2 279	2 279	2 279
Upah Pekerja Tidak Tetap/Harian per Hari (Ribuan Rupiah) <i>Daily Wages of Casual Worker (Thousand Rupiah)</i>	100	100	100	100	100
Upah Kepala Tukang per Hari (Ribuan Rupiah) <i>Daily Wages of Foreman (Thousand Rupiah)</i>	135	140	150	150	150
Upah Tukang per Hari (Ribuan Rupiah) <i>Daily Wages of Construction Handyman (Thousand Rupiah)</i>	115	120	125	125	125
Upah Pembantu Tukang per Hari (Ribuan Rupiah) <i>Daily Wages of Construction Handyman Assistant (Thousand Rupiah)</i>	80	80	85	90	98

TABEL : 19.2 Indeks Kondisi, Prospek, dan Masalah Bisnis Konstruksi, Triwulan I/2022 - II/2022
TABLE : 19.2 *Construction Business Condition, Prospect, and Problems Indices, 1st Quarter - 2nd Quarter 2022*

PROVINSI/PROVINCE : NUSA TENGGARA BARAT

Variabel Indeks Kondisi dan Prospek Bisnis <i>Variable of Business Condition and Prospect Indices</i>	Kondisi <i>Condition</i> I-2022	Prospek <i>Prospect</i> II-2022	Kondisi <i>Condition</i> II-2022	Prospek <i>Prospect</i> III-2022
Pendapatan Usaha <i>Business Revenue</i>	39.58	62.50	35.71	38.78
Nilai Pekerjaan/Konstruksi yang Diselesaikan <i>Value of Construction Works Completed</i>	39.58	60.42	35.71	41.84
Order Bahan Bangunan/Material dan Komponen Lainnya <i>Ordering Construction Materials and Other Components</i>	41.67	57.29	39.80	45.92
Harga Bahan Bangunan/Material dan Komponen Lainnya <i>Price of Construction Materials and Other Components</i>	60.42	55.21	51.02	45.92
Jumlah Pekerja Tetap, Kontrak, dan Outsourcing <i>Number of Permanent Worker, Contract Labour, and Outsourcing</i>	40.63	56.25	46.94	47.96
Rata-rata Gaji Pekerja Tetap, Kontrak, dan Outsourcing <i>Average Compensation of Permanent, Contract and Outsourced Workers</i>	46.88	51.04	47.96	47.96
Jumlah Pekerja Tidak Tetap/Harian <i>Number of Casual Workers</i>	39.58	57.29	31.63	39.80
Upah Pekerja Tidak Tetap/Harian per Hari <i>Daily Wages of Casual Workers</i>	47.92	55.21	40.82	40.82
Indeks Kondisi dan Prospek Bisnis <i>Business Condition and Prospect Indices</i>	44.53	56.90	41.20	43.62
Variabel Indeks Masalah Bisnis <i>Variable of Business Problems Indices</i>	I-2022	II-2022		
Akses Kredit <i>Credit Access</i>	4.17	6.12		
Suku Bunga Pinjaman/Kredit <i>Interest Rate</i>	4.69	8.67		
Kenaikan Harga Bahan Bangunan/Material dan Komponen Lainnya <i>Inflation of Construction Materials and Other Components Prices</i>	18.23	11.22		
Penurunan Permintaan Jasa Konstruksi Secara Umum <i>Decreasing Demand of Construction Services in General</i>	21.88	25.51		
Persaingan yang Sangat Ketat <i>Very Tight Competition</i>	16.67	26.02		
Kesulitan Pasokan Bahan Bangunan/Material dan Komponen Lainnya <i>Difficulty in Construction Materials and Other Components Supply</i>	5.21	6.63		
SDM yang Terampil/Ahli <i>Skilled and Professional Human Resources</i>	1.56	7.65		
Birokrasi Administrasi Pemerintah <i>Government Administration and Bureaucracy</i>	10.42	13.78		
Politik dan Keamanan <i>Politics and Security</i>	7.29	6.12		
Kesehatan dan Keselamatan Kerja (K3) <i>Work Health and Safety</i>	3.65	2.04		
Indeks Masalah Bisnis <i>Business Problems Indices</i>	14.21	16.70		

TABEL : 20.1 Indikator Konstruksi, Triwulan II/2021 - II/2022
 TABLE : 20.1 Construction Indicators, 2nd Quarter 2021 - 2nd Quarter 2022

PROVINSI/PROVINCE : NUSA TENGGARA TIMUR

Uraian Description	Triwulan / Quarter				
	II-2021	III-2021	IV-2021	I-2022	II-2022
(1)	(2)	(3)	(4)	(5)	(6)
Indeks Konstruksi / Construction Indices (2016=100)					
Pekerja Tetap / Permanent Workers	105.40	106.39	106.87	106.09	105.89
Pertumbuhan / Growth (%)	-0.47	0.93	0.45	-0.73	-0.19
Hari Orang / Mandays	99.67	101.38	103.51	102.64	102.41
Pertumbuhan / Growth (%)	-0.75	1.71	2.10	-0.84	-0.23
Balas Jasa dan Upah / Compensation and Wages	110.59	113.42	116.83	112.86	112.28
Pertumbuhan / Growth (%)	-0.81	2.56	3.01	-3.40	-0.51
• Balas Jasa Pekerja Tetap / Compensation of Permanent Worker	115.79	118.76	122.33	122.14	121.53
Pertumbuhan / Growth (%)	-0.81	2.56	3.01	-0.16	-0.50
• Upah Pekerja Tidak Tetap/Harian / Wages of Casual Worker	109.28	112.08	115.45	110.53	109.95
Pertumbuhan / Growth (%)	-0.81	2.56	3.01	-4.27	-0.52
Nilai Konstruksi yang Diselesaikan / Value of Construction Works Completed	133.13	137.66	143.70	135.09	134.28
Pertumbuhan / Growth (%)	-0.92	3.40	4.39	-5.99	-0.60
Median / Median					
Banyaknya Pekerja Tetap / Permanent Workers	5	6	6	5	4
Balas Jasa Pekerja Tetap per Bulan (Ribuan Rupiah) Monthly Compensation of Permanent Worker (Thousand Rupiah)	2 200	2 200	2 200	2 200	2 200
Upah Pekerja Tidak Tetap/Harian per Hari (Ribuan Rupiah) Daily Wages of Casual Worker (Thousand Rupiah)	78	83	83	93	98
Upah Kepala Tukang per Hari (Ribuan Rupiah) Daily Wages of Foreman (Thousand Rupiah)	150	150	150	150	150
Upah Tukang per Hari (Ribuan Rupiah) Daily Wages of Construction Handyman (Thousand Rupiah)	100	100	100	100	100
Upah Pembantu Tukang per Hari (Ribuan Rupiah) Daily Wages of Construction Handyman Assistant (Thousand Rupiah)	75	80	80	80	80

TABEL : 20.2 Indeks Kondisi, Prospek, dan Masalah Bisnis Konstruksi, Triwulan I/2022 - II/2022
TABLE : 20.2 *Construction Business Condition, Prospect, and Problems Indices, 1st Quarter - 2nd Quarter 2022*

PROVINSI/PROVINCE : NUSA TENGGARA TIMUR

Variabel Indeks Kondisi dan Prospek Bisnis <i>Variable of Business Condition and Prospect Indices</i>	Kondisi <i>Condition</i> I-2022	Prospek <i>Prospect</i> II-2022	Kondisi <i>Condition</i> II-2022	Prospek <i>Prospect</i> III-2022
Pendapatan Usaha <i>Business Revenue</i>	48.72	50.00	45.54	59.82
Nilai Pekerjaan/Konstruksi yang Diselesaikan <i>Value of Construction Works Completed</i>	50.00	52.56	50.00	54.46
Order Bahan Bangunan/Material dan Komponen Lainnya <i>Ordering Construction Materials and Other Components</i>	42.31	46.15	45.54	50.89
Harga Bahan Bangunan/Material dan Komponen Lainnya <i>Price of Construction Materials and Other Components</i>	67.95	66.67	55.36	57.14
Jumlah Pekerja Tetap, Kontrak, dan Outsourcing <i>Number of Permanent Worker, Contract Labour, and Outsourcing</i>	48.72	47.44	50.00	50.89
Rata-rata Gaji Pekerja Tetap, Kontrak, dan Outsourcing <i>Average Compensation of Permanent, Contract and Outsourced Workers</i>	51.28	50.00	50.00	52.68
Jumlah Pekerja Tidak Tetap/Harian <i>Number of Casual Workers</i>	41.03	42.31	46.43	48.21
Upah Pekerja Tidak Tetap/Harian per Hari <i>Daily Wages of Casual Workers</i>	43.59	43.59	47.32	48.21
Indeks Kondisi dan Prospek Bisnis <i>Business Condition and Prospect Indices</i>	49.20	49.84	48.77	52.79

Variabel Indeks Masalah Bisnis <i>Variable of Business Problems Indices</i>	I-2022	II-2022
Akses Kredit <i>Credit Access</i>	5.13	3.13
Suku Bunga Pinjaman/Kredit <i>Interest Rate</i>	8.97	7.14
Kenaikan Harga Bahan Bangunan/Material dan Komponen Lainnya <i>Inflation of Construction Materials and Other Components Prices</i>	23.08	16.96
Penurunan Permintaan Jasa Konstruksi Secara Umum <i>Decreasing Demand of Construction Services in General</i>	19.23	33.04
Persaingan yang Sangat Ketat <i>Very Tight Competition</i>	25.00	37.50
Kesulitan Pasokan Bahan Bangunan/Material dan Komponen Lainnya <i>Difficulty in Construction Materials and Other Components Supply</i>	7.05	6.25
SDM yang Terampil/Ahli <i>Skilled and Professional Human Resources</i>	1.92	4.46
Birokrasi Administrasi Pemerintah <i>Government Administration and Bureaucracy</i>	12.18	7.59
Politik dan Keamanan <i>Politics and Security</i>	4.49	8.93
Kesehatan dan Keselamatan Kerja (K3) <i>Work Health and Safety</i>	4.49	2.23
Indeks Masalah Bisnis <i>Business Problems Indices</i>	16.82	23.95

TABEL : 21.1 Indikator Konstruksi, Triwulan II/2021 - II/2022
TABLE : 21.1 Construction Indicators, 2nd Quarter 2021 - 2nd Quarter 2022

PROVINSI/PROVINCE : KALIMANTAN BARAT

Uraian <i>Description</i>	Triwulan / <i>Quarter</i>				
	II-2021	III-2021	IV-2021	I-2022	II-2022
(1)	(2)	(3)	(4)	(5)	(6)
Indeks Konstruksi / <i>Construction Indices (2016=100)</i>					
Pekerja Tetap / <i>Permanent Workers</i>	106.29	106.36	106.51	106.10	106.19
Pertumbuhan / <i>Growth (%)</i>	-0.07	0.07	0.14	-0.38	0.08
Hari Orang / <i>Mandays</i>	129.83	132.22	133.00	131.21	131.38
Pertumbuhan / <i>Growth (%)</i>	-0.28	1.84	0.59	-1.35	0.13
Balas Jasa dan Upah / <i>Compensation and Wages</i>	137.00	141.82	142.69	139.54	139.74
Pertumbuhan / <i>Growth (%)</i>	-0.39	3.52	0.61	-2.21	0.14
• Balas Jasa Pekerja Tetap / <i>Compensation of Permanent Worker</i>	127.26	131.74	132.54	130.64	130.81
Pertumbuhan / <i>Growth (%)</i>	-0.39	3.52	0.61	-1.44	0.13
• Upah Pekerja Tidak Tetap/Harian / <i>Wages of Casual Worker</i>	139.29	144.19	145.07	141.63	141.84
Pertumbuhan / <i>Growth (%)</i>	-0.39	3.52	0.61	-2.38	0.15
Nilai Konstruksi yang Diselesaikan / <i>Value of Construction Works Completed</i>	151.37	157.52	158.57	151.71	151.94
Pertumbuhan / <i>Growth (%)</i>	-0.43	4.07	0.66	-4.33	0.16
Median / <i>Median</i>					
Banyaknya Pekerja Tetap / <i>Permanent Workers</i>	3	2	2	2	2
Balas Jasa Pekerja Tetap per Bulan (Ribuan Rupiah) <i>Monthly Compensation of Permanent Worker (Thousand Rupiah)</i>	2 750	2 750	2 750	2 750	2 750
Upah Pekerja Tidak Tetap/Harian per Hari (Ribuan Rupiah) <i>Daily Wages of Casual Worker (Thousand Rupiah)</i>	120	120	120	120	120
Upah Kepala Tukang per Hari (Ribuan Rupiah) <i>Daily Wages of Foreman (Thousand Rupiah)</i>	150	150	150	150	150
Upah Tukang per Hari (Ribuan Rupiah) <i>Daily Wages of Construction Handyman (Thousand Rupiah)</i>	120	120	120	125	128
Upah Pembantu Tukang per Hari (Ribuan Rupiah) <i>Daily Wages of Construction Handyman Assistant (Thousand Rupiah)</i>	100	100	100	100	100

TABEL : 21.2 Indeks Kondisi, Prospek, dan Masalah Bisnis Konstruksi, Triwulan I/2022 - II/2022
TABLE : 21.2 *Construction Business Condition, Prospect, and Problems Indices, 1st Quarter - 2nd Quarter 2022*

PROVINSI/PROVINCE : KALIMANTAN BARAT

Variabel Indeks Kondisi dan Prospek Bisnis <i>Variable of Business Condition and Prospect Indices</i>	Kondisi <i>Condition</i> I-2022	Prospek <i>Prospect</i> II-2022	Kondisi <i>Condition</i> II-2022	Prospek <i>Prospect</i> III-2022
Pendapatan Usaha <i>Business Revenue</i>	39.81	56.48	60.48	67.74
Nilai Pekerjaan/Konstruksi yang Diselesaikan <i>Value of Construction Works Completed</i>	39.81	57.41	63.71	68.55
Order Bahan Bangunan/Material dan Komponen Lainnya <i>Ordering Construction Materials and Other Components</i>	39.81	53.70	62.10	67.74
Harga Bahan Bangunan/Material dan Komponen Lainnya <i>Price of Construction Materials and Other Components</i>	60.19	60.19	78.23	78.23
Jumlah Pekerja Tetap, Kontrak, dan Outsourcing <i>Number of Permanent Worker, Contract Labour, and Outsourcing</i>	43.52	46.30	56.45	56.45
Rata-rata Gaji Pekerja Tetap, Kontrak, dan Outsourcing <i>Average Compensation of Permanent, Contract and Outsourced Workers</i>	39.81	49.07	50.81	50.81
Jumlah Pekerja Tidak Tetap/Harian <i>Number of Casual Workers</i>	35.19	41.67	54.84	55.65
Upah Pekerja Tidak Tetap/Harian per Hari <i>Daily Wages of Casual Workers</i>	36.11	46.30	57.26	55.65
Indeks Kondisi dan Prospek Bisnis <i>Business Condition and Prospect Indices</i>	41.78	51.39	60.48	62.60
Variabel Indeks Masalah Bisnis <i>Variable of Business Problems Indices</i>	I-2022	II-2022		
Akses Kredit <i>Credit Access</i>	4.17	4.03		
Suku Bunga Pinjaman/Kredit <i>Interest Rate</i>	5.09	3.63		
Kenaikan Harga Bahan Bangunan/Material dan Komponen Lainnya <i>Inflation of Construction Materials and Other Components Prices</i>	19.44	19.35		
Penurunan Permintaan Jasa Konstruksi Secara Umum <i>Decreasing Demand of Construction Services in General</i>	18.98	22.98		
Persaingan yang Sangat Ketat <i>Very Tight Competition</i>	18.98	26.21		
Kesulitan Pasokan Bahan Bangunan/Material dan Komponen Lainnya <i>Difficulty in Construction Materials and Other Components Supply</i>	9.26	5.24		
SDM yang Terampil/Ahli <i>Skilled and Professional Human Resources</i>	6.02	4.03		
Birokrasi Administrasi Pemerintah <i>Government Administration and Bureaucracy</i>	6.94	10.89		
Politik dan Keamanan <i>Politics and Security</i>	8.33	9.27		
Kesehatan dan Keselamatan Kerja (K3) <i>Work Health and Safety</i>	8.80	4.84		
Indeks Masalah Bisnis <i>Business Problems Indices</i>	13.76	17.12		

TABEL : 22.1 Indikator Konstruksi, Triwulan II/2021 - II/2022
TABLE : 22.1 Construction Indicators, 2nd Quarter 2021 - 2nd Quarter 2022

PROVINSI/PROVINCE : KALIMANTAN TENGAH

Uraian <i>Description</i>	Triwulan / <i>Quarter</i>				
	II-2021	III-2021	IV-2021	I-2022	II-2022
(1)	(2)	(3)	(4)	(5)	(6)
Indeks Konstruksi / <i>Construction Indices (2016=100)</i>					
Pekerja Tetap / <i>Permanent Workers</i>	103.02	103.27	103.65	102.92	103.09
Pertumbuhan / <i>Growth (%)</i>	0.34	0.25	0.36	-0.70	0.16
Hari Orang / <i>Mandays</i>	94.33	94.93	95.39	95.21	95.41
Pertumbuhan / <i>Growth (%)</i>	0.84	0.63	0.48	-0.19	0.21
Balas Jasa dan Upah / <i>Compensation and Wages</i>	104.02	105.11	106.25	105.94	106.44
Pertumbuhan / <i>Growth (%)</i>	1.48	1.05	1.08	-0.29	0.48
• Balas Jasa Pekerja Tetap / <i>Compensation of Permanent Worker</i>	104.69	105.79	106.93	106.61	106.87
Pertumbuhan / <i>Growth (%)</i>	1.48	1.05	1.08	-0.30	0.24
• Upah Pekerja Tidak Tetap/Harian / <i>Wages of Casual Worker</i>	103.86	104.95	106.09	105.78	106.34
Pertumbuhan / <i>Growth (%)</i>	1.48	1.05	1.08	-0.29	0.53
Nilai Konstruksi yang Diselesaikan / <i>Value of Construction Works Completed</i>	92.23	93.34	94.76	94.66	95.23
Pertumbuhan / <i>Growth (%)</i>	1.79	1.20	1.52	-0.11	0.60
Median / <i>Median</i>					
Banyaknya Pekerja Tetap / <i>Permanent Workers</i>	4	4	5	5	4
Balas Jasa Pekerja Tetap per Bulan (Ribuan Rupiah) <i>Monthly Compensation of Permanent Worker (Thousand Rupiah)</i>	3 500	3 600	3 700	3 700	3 700
Upah Pekerja Tidak Tetap/Harian per Hari (Ribuan Rupiah) <i>Daily Wages of Casual Worker (Thousand Rupiah)</i>	125	125	125	125	125
Upah Kepala Tukang per Hari (Ribuan Rupiah) <i>Daily Wages of Foreman (Thousand Rupiah)</i>	150	160	170	180	190
Upah Tukang per Hari (Ribuan Rupiah) <i>Daily Wages of Construction Handyman (Thousand Rupiah)</i>	130	140	150	150	150
Upah Pembantu Tukang per Hari (Ribuan Rupiah) <i>Daily Wages of Construction Handyman Assistant (Thousand Rupiah)</i>	100	100	100	110	120

TABEL : 22.2 Indeks Kondisi, Prospek, dan Masalah Bisnis Konstruksi, Triwulan I/2022 - II/2022
TABLE : 22.2 *Construction Business Condition, Prospect, and Problems Indices, 1st Quarter - 2nd Quarter 2022*

PROVINSI/PROVINCE : KALIMANTAN TENGAH

Variabel Indeks Kondisi dan Prospek Bisnis <i>Variable of Business Condition and Prospect Indices</i>	Kondisi <i>Condition</i> I-2022	Prospek <i>Prospect</i> II-2022	Kondisi <i>Condition</i> II-2022	Prospek <i>Prospect</i> III-2022
Pendapatan Usaha <i>Business Revenue</i>	25.58	43.02	48.96	51.04
Nilai Pekerjaan/Konstruksi yang Diselesaikan <i>Value of Construction Works Completed</i>	33.72	47.67	50.00	52.08
Order Bahan Bangunan/Material dan Komponen Lainnya <i>Ordering Construction Materials and Other Components</i>	30.23	44.19	51.04	53.13
Harga Bahan Bangunan/Material dan Komponen Lainnya <i>Price of Construction Materials and Other Components</i>	59.30	63.95	61.46	60.42
Jumlah Pekerja Tetap, Kontrak, dan Outsourcing <i>Number of Permanent Worker, Contract Labour, and Outsourcing</i>	39.53	43.02	51.04	53.13
Rata-rata Gaji Pekerja Tetap, Kontrak, dan Outsourcing <i>Average Compensation of Permanent, Contract and Outsourced Workers</i>	51.16	53.49	51.04	52.08
Jumlah Pekerja Tidak Tetap/Harian <i>Number of Casual Workers</i>	20.93	34.88	50.00	52.08
Upah Pekerja Tidak Tetap/Harian per Hari <i>Daily Wages of Casual Workers</i>	39.53	45.35	48.96	50.00
Indeks Kondisi dan Prospek Bisnis <i>Business Condition and Prospect Indices</i>	37.50	46.95	51.56	52.99
Variabel Indeks Masalah Bisnis <i>Variable of Business Problems Indices</i>	I-2022	II-2022		
Akses Kredit <i>Credit Access</i>	5.23	3.13		
Suku Bunga Pinjaman/Kredit <i>Interest Rate</i>	4.07	6.25		
Kenaikan Harga Bahan Bangunan/Material dan Komponen Lainnya <i>Inflation of Construction Materials and Other Components Prices</i>	11.63	15.63		
Penurunan Permintaan Jasa Konstruksi Secara Umum <i>Decreasing Demand of Construction Services in General</i>	24.42	9.90		
Persaingan yang Sangat Ketat <i>Very Tight Competition</i>	31.40	14.58		
Kesulitan Pasokan Bahan Bangunan/Material dan Komponen Lainnya <i>Difficulty in Construction Materials and Other Components Supply</i>	6.40	8.85		
SDM yang Terampil/Ahli <i>Skilled and Professional Human Resources</i>	5.81	4.69		
Birokrasi Administrasi Pemerintah <i>Government Administration and Bureaucracy</i>	5.23	14.06		
Politik dan Keamanan <i>Politics and Security</i>	1.74	6.77		
Kesehatan dan Keselamatan Kerja (K3) <i>Work Health and Safety</i>	1.74	2.60		
Indeks Masalah Bisnis <i>Business Problems Indices</i>	19.14	11.04		

TABEL : 23.1 Indikator Konstruksi, Triwulan II/2021 - II/2022
TABLE : 23.1 Construction Indicators, 2nd Quarter 2021 - 2nd Quarter 2022

PROVINSI/PROVINCE : KALIMANTAN SELATAN

Uraian <i>Description</i>	Triwulan / Quarter				
	II-2021	III-2021	IV-2021	I-2022	II-2022
(1)	(2)	(3)	(4)	(5)	(6)
Indeks Konstruksi / Construction Indices (2016=100)					
Pekerja Tetap / <i>Permanent Workers</i>	103.43	103.61	104.65	103.93	103.91
Pertumbuhan / <i>Growth (%)</i>	-0.33	0.17	1.01	-0.68	-0.02
Hari Orang / <i>Mandays</i>	122.43	122.99	124.32	122.92	122.87
Pertumbuhan / <i>Growth (%)</i>	-0.82	0.46	1.08	-1.13	-0.04
Balas Jasa dan Upah / <i>Compensation and Wages</i>	129.52	130.91	133.87	131.14	131.07
Pertumbuhan / <i>Growth (%)</i>	-1.25	1.07	2.26	-2.04	-0.05
• Balas Jasa Pekerja Tetap / <i>Compensation of Permanent Worker</i>	117.71	118.97	121.66	121.50	121.45
Pertumbuhan / <i>Growth (%)</i>	-1.25	1.07	2.26	-0.13	-0.04
• Upah Pekerja Tidak Tetap/Harian / <i>Wages of Casual Worker</i>	131.57	132.98	135.98	132.80	132.73
Pertumbuhan / <i>Growth (%)</i>	-1.25	1.07	2.26	-2.34	-0.05
Nilai Konstruksi yang Diselesaikan / <i>Value of Construction Works Completed</i>	140.91	142.56	146.97	141.38	141.29
Pertumbuhan / <i>Growth (%)</i>	-1.35	1.18	3.09	-3.80	-0.06
Median / Median					
Banyaknya Pekerja Tetap / <i>Permanent Workers</i>	2	2	2	2	3
Balas Jasa Pekerja Tetap per Bulan (Ribu Rupiah) <i>Monthly Compensation of Permanent Worker (Thousand Rupiah)</i>	2 319	2 319	2 319	2 319	2 319
Upah Pekerja Tidak Tetap/Harian per Hari (Ribu Rupiah) <i>Daily Wages of Casual Worker (Thousand Rupiah)</i>	110	110	110	110	120
Upah Kepala Tukang per Hari (Ribu Rupiah) <i>Daily Wages of Foreman (Thousand Rupiah)</i>	128	135	138	138	143
Upah Tukang per Hari (Ribu Rupiah) <i>Daily Wages of Construction Handyman (Thousand Rupiah)</i>	110	110	110	120	123
Upah Pembantu Tukang per Hari (Ribu Rupiah) <i>Daily Wages of Construction Handyman Assistant (Thousand Rupiah)</i>	100	100	100	100	100

TABEL : 23.2 Indeks Kondisi, Prospek, dan Masalah Bisnis Konstruksi, Triwulan I/2022 - II/2022
TABLE : 23.2 *Construction Business Condition, Prospect, and Problems Indices, 1st Quarter - 2nd Quarter 2022*

PROVINSI/PROVINCE : KALIMANTAN SELATAN

Variabel Indeks Kondisi dan Prospek Bisnis <i>Variable of Business Condition and Prospect Indices</i>	Kondisi <i>Condition</i> I-2022	Prospek <i>Prospect</i> II-2022	Kondisi <i>Condition</i> II-2022	Prospek <i>Prospect</i> III-2022
Pendapatan Usaha <i>Business Revenue</i>	26.00	43.00	43.22	52.54
Nilai Pekerjaan/Konstruksi yang Diselesaikan <i>Value of Construction Works Completed</i>	25.00	43.00	40.68	49.15
Order Bahan Bangunan/Material dan Komponen Lainnya <i>Ordering Construction Materials and Other Components</i>	30.00	44.00	44.07	48.31
Harga Bahan Bangunan/Material dan Komponen Lainnya <i>Price of Construction Materials and Other Components</i>	49.00	55.00	57.63	57.63
Jumlah Pekerja Tetap, Kontrak, dan Outsourcing <i>Number of Permanent Worker, Contract Labour, and Outsourcing</i>	41.00	50.00	48.31	50.00
Rata-rata Gaji Pekerja Tetap, Kontrak, dan Outsourcing <i>Average Compensation of Permanent, Contract and Outsourced Workers</i>	39.00	49.00	46.61	52.54
Jumlah Pekerja Tidak Tetap/Harian <i>Number of Casual Workers</i>	30.00	45.00	43.22	51.69
Upah Pekerja Tidak Tetap/Harian per Hari <i>Daily Wages of Casual Workers</i>	35.00	45.00	43.22	50.85
Indeks Kondisi dan Prospek Bisnis <i>Business Condition and Prospect Indices</i>	34.38	46.75	45.87	51.59
Variabel Indeks Masalah Bisnis <i>Variable of Business Problems Indices</i>	I-2022	II-2022		
Akses Kredit <i>Credit Access</i>	2.50	2.54		
Suku Bunga Pinjaman/Kredit <i>Interest Rate</i>	8.00	2.54		
Kenaikan Harga Bahan Bangunan/Material dan Komponen Lainnya <i>Inflation of Construction Materials and Other Components Prices</i>	10.50	17.37		
Penurunan Permintaan Jasa Konstruksi Secara Umum <i>Decreasing Demand of Construction Services in General</i>	28.00	21.61		
Persaingan yang Sangat Ketat <i>Very Tight Competition</i>	20.00	19.92		
Kesulitan Pasokan Bahan Bangunan/Material dan Komponen Lainnya <i>Difficulty in Construction Materials and Other Components Supply</i>	4.50	7.63		
SDM yang Terampil/Ahli <i>Skilled and Professional Human Resources</i>	2.00	1.69		
Birokrasi Administrasi Pemerintah <i>Government Administration and Bureaucracy</i>	7.00	6.78		
Politik dan Keamanan <i>Politics and Security</i>	2.50	4.66		
Kesehatan dan Keselamatan Kerja (K3) <i>Work Health and Safety</i>	2.50	3.81		
Indeks Masalah Bisnis <i>Business Problems Indices</i>	16.57	14.92		

TABEL : 24.1 Indikator Konstruksi, Triwulan II/2021 - II/2022
TABLE : 24.1 Construction Indicators, 2nd Quarter 2021 - 2nd Quarter 2022

PROVINSI/PROVINCE : KALIMANTAN TIMUR

Uraian <i>Description</i>	Triwulan / Quarter				
	II-2021	III-2021	IV-2021	I-2022	II-2022
(1)	(2)	(3)	(4)	(5)	(6)
Indeks Konstruksi / Construction Indices (2016=100)					
Pekerja Tetap / <i>Permanent Workers</i>	113.27	114.13	115.02	114.59	114.61
Pertumbuhan / <i>Growth (%)</i>	0.15	0.76	0.78	-0.37	0.02
Hari Orang / <i>Mandays</i>	138.86	140.15	143.05	140.69	140.74
Pertumbuhan / <i>Growth (%)</i>	0.22	0.93	2.07	-1.65	0.03
Balas Jasa dan Upah / <i>Compensation and Wages</i>	159.15	162.23	168.09	164.88	164.98
Pertumbuhan / <i>Growth (%)</i>	0.53	1.93	3.62	-1.91	0.06
• Balas Jasa Pekerja Tetap / <i>Compensation of Permanent Worker</i>	151.33	154.26	159.83	156.41	156.50
Pertumbuhan / <i>Growth (%)</i>	0.53	1.93	3.62	-2.14	0.05
• Upah Pekerja Tidak Tetap/Harian / <i>Wages of Casual Worker</i>	161.71	164.83	170.79	167.65	167.76
Pertumbuhan / <i>Growth (%)</i>	0.53	1.93	3.62	-1.84	0.06
Nilai Konstruksi yang Diselesaikan / <i>Value of Construction Works Completed</i>	178.37	183.70	190.94	185.58	185.72
Pertumbuhan / <i>Growth (%)</i>	0.68	2.99	3.94	-2.81	0.07
Median / Median					
Banyaknya Pekerja Tetap / <i>Permanent Workers</i>	2	3	3	4	5
Balas Jasa Pekerja Tetap per Bulan (Ribuan Rupiah) <i>Monthly Compensation of Permanent Worker (Thousand Rupiah)</i>	3 000	3 000	3 000	3 200	3 233
Upah Pekerja Tidak Tetap/Harian per Hari (Ribuan Rupiah) <i>Daily Wages of Casual Worker (Thousand Rupiah)</i>	150	150	150	150	150
Upah Kepala Tukang per Hari (Ribuan Rupiah) <i>Daily Wages of Foreman (Thousand Rupiah)</i>	195	195	195	195	195
Upah Tukang per Hari (Ribuan Rupiah) <i>Daily Wages of Construction Handyman (Thousand Rupiah)</i>	150	150	150	150	150
Upah Pembantu Tukang per Hari (Ribuan Rupiah) <i>Daily Wages of Construction Handyman Assistant (Thousand Rupiah)</i>	128	128	128	135	135

TABEL : 24.2 Indeks Kondisi, Prospek, dan Masalah Bisnis Konstruksi, Triwulan I/2022 - II/2022
TABLE : 24.2 *Construction Business Condition, Prospect, and Problems Indices, 1st Quarter - 2nd Quarter 2022*

PROVINSI/PROVINCE : KALIMANTAN TIMUR

Variabel Indeks Kondisi dan Prospek Bisnis <i>Variable of Business Condition and Prospect Indices</i>	Kondisi <i>Condition</i> I-2022	Prospek <i>Prospect</i> II-2022	Kondisi <i>Condition</i> II-2022	Prospek <i>Prospect</i> III-2022
Pendapatan Usaha <i>Business Revenue</i>	29.59	47.96	50.00	52.83
Nilai Pekerjaan/Konstruksi yang Diselesaikan <i>Value of Construction Works Completed</i>	40.82	53.06	49.06	50.94
Order Bahan Bangunan/Material dan Komponen Lainnya <i>Ordering Construction Materials and Other Components</i>	30.61	44.90	46.23	46.23
Harga Bahan Bangunan/Material dan Komponen Lainnya <i>Price of Construction Materials and Other Components</i>	64.29	60.20	54.72	56.60
Jumlah Pekerja Tetap, Kontrak, dan Outsourcing <i>Number of Permanent Worker, Contract Labour, and Outsourcing</i>	38.78	45.92	49.06	49.06
Rata-rata Gaji Pekerja Tetap, Kontrak, dan Outsourcing <i>Average Compensation of Permanent, Contract and Outsourced Workers</i>	38.78	40.82	50.00	50.00
Jumlah Pekerja Tidak Tetap/Harian <i>Number of Casual Workers</i>	29.59	40.82	49.06	50.00
Upah Pekerja Tidak Tetap/Harian per Hari <i>Daily Wages of Casual Workers</i>	37.76	45.92	48.11	49.06
Indeks Kondisi dan Prospek Bisnis <i>Business Condition and Prospect Indices</i>	38.78	47.45	49.53	50.59

Variabel Indeks Masalah Bisnis <i>Variable of Business Problems Indices</i>	I-2022	II-2022
Akses Kredit <i>Credit Access</i>	5.61	2.36
Suku Bunga Pinjaman/Kredit <i>Interest Rate</i>	5.61	4.72
Kenaikan Harga Bahan Bangunan/Material dan Komponen Lainnya <i>Inflation of Construction Materials and Other Components Prices</i>	22.45	10.38
Penurunan Permintaan Jasa Konstruksi Secara Umum <i>Decreasing Demand of Construction Services in General</i>	25.51	21.70
Persaingan yang Sangat Ketat <i>Very Tight Competition</i>	40.82	17.92
Kesulitan Pasokan Bahan Bangunan/Material dan Komponen Lainnya <i>Difficulty in Construction Materials and Other Components Supply</i>	8.67	4.25
SDM yang Terampil/Ahli <i>Skilled and Professional Human Resources</i>	3.06	3.30
Birokrasi Administrasi Pemerintah <i>Government Administration and Bureaucracy</i>	12.76	4.72
Politik dan Keamanan <i>Politics and Security</i>	15.31	5.19
Kesehatan dan Keselamatan Kerja (K3) <i>Work Health and Safety</i>	3.57	4.72
Indeks Masalah Bisnis <i>Business Problems Indices</i>	23.56	12.97

TABEL : 25.1 Indikator Konstruksi, Triwulan II/2021 - II/2022
TABLE : 25.1 Construction Indicators, 2nd Quarter 2021 - 2nd Quarter 2022

PROVINSI/PROVINCE : KALIMANTAN UTARA

Uraian <i>Description</i>	Triwulan / Quarter				
	II-2021	III-2021	IV-2021	I-2022	II-2022
(1)	(2)	(3)	(4)	(5)	(6)
Indeks Konstruksi / Construction Indices (2016=100)					
Pekerja Tetap / <i>Permanent Workers</i>	118.69	119.35	120.62	119.62	119.61
Pertumbuhan / <i>Growth (%)</i>	-0.25	0.56	1.06	-0.83	-0.01
Hari Orang / <i>Mandays</i>	136.86	137.70	141.44	141.18	141.15
Pertumbuhan / <i>Growth (%)</i>	-0.46	0.61	2.71	-0.18	-0.02
Balas Jasa dan Upah / <i>Compensation and Wages</i>	163.66	165.31	172.31	171.89	171.77
Pertumbuhan / <i>Growth (%)</i>	-0.89	1.01	4.23	-0.25	-0.07
• Balas Jasa Pekerja Tetap / <i>Compensation of Permanent Worker</i>	145.57	147.04	153.27	152.80	152.75
Pertumbuhan / <i>Growth (%)</i>	-0.89	1.01	4.23	-0.31	-0.04
• Upah Pekerja Tidak Tetap/Harian / <i>Wages of Casual Worker</i>	166.77	168.45	175.59	175.17	175.04
Pertumbuhan / <i>Growth (%)</i>	-0.89	1.01	4.23	-0.24	-0.07
Nilai Konstruksi yang Diselesaikan / <i>Value of Construction Works Completed</i>	160.83	163.25	171.81	171.31	171.31
Pertumbuhan / <i>Growth (%)</i>	-0.90	1.51	5.24	-0.29	0.00
Median / Median					
Banyaknya Pekerja Tetap / <i>Permanent Workers</i>	2	2	2	2	2
Balas Jasa Pekerja Tetap per Bulan (Ribuan Rupiah) <i>Monthly Compensation of Permanent Worker (Thousand Rupiah)</i>	2 415	2 500	2 500	2 500	2 500
Upah Pekerja Tidak Tetap/Harian per Hari (Ribuan Rupiah) <i>Daily Wages of Casual Worker (Thousand Rupiah)</i>	105	105	105	110	110
Upah Kepala Tukang per Hari (Ribuan Rupiah) <i>Daily Wages of Foreman (Thousand Rupiah)</i>	175	175	175	175	175
Upah Tukang per Hari (Ribuan Rupiah) <i>Daily Wages of Construction Handyman (Thousand Rupiah)</i>	150	150	150	150	150
Upah Pembantu Tukang per Hari (Ribuan Rupiah) <i>Daily Wages of Construction Handyman Assistant (Thousand Rupiah)</i>	120	120	120	120	120

TABEL : 25.2 Indeks Kondisi, Prospek, dan Masalah Bisnis Konstruksi, Triwulan I/2022 - II/2022
TABLE : 25.2 *Construction Business Condition, Prospect, and Problems Indices, 1st Quarter - 2nd Quarter 2022*

PROVINSI/PROVINCE : KALIMANTAN UTARA

Variabel Indeks Kondisi dan Prospek Bisnis <i>Variable of Business Condition and Prospect Indices</i>	Kondisi <i>Condition</i> I-2022	Prospek <i>Prospect</i> II-2022	Kondisi <i>Condition</i> II-2022	Prospek <i>Prospect</i> III-2022
Pendapatan Usaha <i>Business Revenue</i>	39.53	50.00	48.84	48.84
Nilai Pekerjaan/Konstruksi yang Diselesaikan <i>Value of Construction Works Completed</i>	38.37	47.67	48.84	48.84
Order Bahan Bangunan/Material dan Komponen Lainnya <i>Ordering Construction Materials and Other Components</i>	39.53	48.84	48.84	48.84
Harga Bahan Bangunan/Material dan Komponen Lainnya <i>Price of Construction Materials and Other Components</i>	74.42	75.58	51.16	51.16
Jumlah Pekerja Tetap, Kontrak, dan Outsourcing <i>Number of Permanent Worker, Contract Labour, and Outsourcing</i>	43.02	48.84	48.84	48.84
Rata-rata Gaji Pekerja Tetap, Kontrak, dan Outsourcing <i>Average Compensation of Permanent, Contract and Outsourced Workers</i>	50.00	50.00	48.84	48.84
Jumlah Pekerja Tidak Tetap/Harian <i>Number of Casual Workers</i>	31.40	40.70	48.84	48.84
Upah Pekerja Tidak Tetap/Harian per Hari <i>Daily Wages of Casual Workers</i>	47.67	45.35	48.84	48.84
Indeks Kondisi dan Prospek Bisnis <i>Business Condition and Prospect Indices</i>	45.49	50.87	49.13	49.13

Variabel Indeks Masalah Bisnis <i>Variable of Business Problems Indices</i>	I-2022	II-2022
Akses Kredit <i>Credit Access</i>	5.81	2.91
Suku Bunga Pinjaman/Kredit <i>Interest Rate</i>	6.40	2.33
Kenaikan Harga Bahan Bangunan/Material dan Komponen Lainnya <i>Inflation of Construction Materials and Other Components Prices</i>	22.09	4.65
Penurunan Permintaan Jasa Konstruksi Secara Umum <i>Decreasing Demand of Construction Services in General</i>	23.84	15.70
Persaingan yang Sangat Ketat <i>Very Tight Competition</i>	33.72	12.79
Kesulitan Pasokan Bahan Bangunan/Material dan Komponen Lainnya <i>Difficulty in Construction Materials and Other Components Supply</i>	6.40	4.65
SDM yang Terampil/Ahli <i>Skilled and Professional Human Resources</i>	4.07	1.74
Birokrasi Administrasi Pemerintah <i>Government Administration and Bureaucracy</i>	16.28	1.74
Politik dan Keamanan <i>Politics and Security</i>	12.21	1.74
Kesehatan dan Keselamatan Kerja (K3) <i>Work Health and Safety</i>	4.65	1.74
Indeks Masalah Bisnis <i>Business Problems Indices</i>	20.38	9.59

TABEL : 26.1 Indikator Konstruksi, Triwulan II/2021 - II/2022
 TABLE : 26.1 Construction Indicators, 2nd Quarter 2021 - 2nd Quarter 2022

PROVINSI/PROVINCE : SULAWESI UTARA

Uraian <i>Description</i>	Triwulan / <i>Quarter</i>				
	II-2021	III-2021	IV-2021	I-2022	II-2022
(1)	(2)	(3)	(4)	(5)	(6)
Indeks Konstruksi / <i>Construction Indices (2016=100)</i>					
Pekerja Tetap / <i>Permanent Workers</i>	106.47	106.72	106.83	107.12	107.17
Pertumbuhan / <i>Growth (%)</i>	0.07	0.24	0.10	0.27	0.04
Hari Orang / <i>Mandays</i>	112.16	112.96	113.31	113.77	113.78
Pertumbuhan / <i>Growth (%)</i>	0.10	0.71	0.31	0.40	0.01
Balas Jasa dan Upah / <i>Compensation and Wages</i>	132.23	134.41	135.00	135.91	136.47
Pertumbuhan / <i>Growth (%)</i>	0.17	1.64	0.44	0.67	0.42
• Balas Jasa Pekerja Tetap / <i>Compensation of Permanent Worker</i>	150.71	153.18	153.86	154.73	155.25
Pertumbuhan / <i>Growth (%)</i>	0.17	1.64	0.44	0.56	0.34
• Upah Pekerja Tidak Tetap/Harian / <i>Wages of Casual Worker</i>	128.85	130.97	131.55	132.46	133.04
Pertumbuhan / <i>Growth (%)</i>	0.17	1.64	0.44	0.69	0.43
Nilai Konstruksi yang Diselesaikan / <i>Value of Construction Works Completed</i>	146.63	149.44	150.18	150.73	151.41
Pertumbuhan / <i>Growth (%)</i>	0.14	1.92	0.50	0.36	0.45
Median / <i>Median</i>					
Banyaknya Pekerja Tetap / <i>Permanent Workers</i>	3	3	3	4	3
Balas Jasa Pekerja Tetap per Bulan (Ribuan Rupiah) <i>Monthly Compensation of Permanent Worker (Thousand Rupiah)</i>	3 115	3 115	3 115	3 115	3 115
Upah Pekerja Tidak Tetap/Harian per Hari (Ribuan Rupiah) <i>Daily Wages of Casual Worker (Thousand Rupiah)</i>	120	120	120	125	125
Upah Kepala Tukang per Hari (Ribuan Rupiah) <i>Daily Wages of Foreman (Thousand Rupiah)</i>	175	175	175	175	175
Upah Tukang per Hari (Ribuan Rupiah) <i>Daily Wages of Construction Handyman (Thousand Rupiah)</i>	150	150	150	150	150
Upah Pembantu Tukang per Hari (Ribuan Rupiah) <i>Daily Wages of Construction Handyman Assistant (Thousand Rupiah)</i>	125	125	125	125	125

TABEL : 26.2 Indeks Kondisi, Prospek, dan Masalah Bisnis Konstruksi, Triwulan I/2022 - II/2022
TABLE : 26.2 *Construction Business Condition, Prospect, and Problems Indices, 1st Quarter - 2nd Quarter 2022*

PROVINSI/PROVINCE : SULAWESI UTARA

Variabel Indeks Kondisi dan Prospek Bisnis <i>Variable of Business Condition and Prospect Indices</i>	Kondisi <i>Condition</i> I-2022	Prospek <i>Prospect</i> II-2022	Kondisi <i>Condition</i> II-2022	Prospek <i>Prospect</i> III-2022
Pendapatan Usaha <i>Business Revenue</i>	35.90	39.74	50.98	54.90
Nilai Pekerjaan/Konstruksi yang Diselesaikan <i>Value of Construction Works Completed</i>	35.90	44.87	51.96	54.90
Order Bahan Bangunan/Material dan Komponen Lainnya <i>Ordering Construction Materials and Other Components</i>	32.05	39.74	51.96	55.88
Harga Bahan Bangunan/Material dan Komponen Lainnya <i>Price of Construction Materials and Other Components</i>	71.79	71.79	52.94	51.96
Jumlah Pekerja Tetap, Kontrak, dan Outsourcing <i>Number of Permanent Worker, Contract Labour, and Outsourcing</i>	42.31	46.15	50.00	51.96
Rata-rata Gaji Pekerja Tetap, Kontrak, dan Outsourcing <i>Average Compensation of Permanent, Contract and Outsourced Workers</i>	50.00	51.28	50.98	50.98
Jumlah Pekerja Tidak Tetap/Harian <i>Number of Casual Workers</i>	30.77	39.74	51.96	53.92
Upah Pekerja Tidak Tetap/Harian per Hari <i>Daily Wages of Casual Workers</i>	37.18	46.15	50.00	50.00
Indeks Kondisi dan Prospek Bisnis <i>Business Condition and Prospect Indices</i>	41.99	47.44	51.35	53.06
Variabel Indeks Masalah Bisnis <i>Variable of Business Problems Indices</i>	I-2022	II-2022		
Akses Kredit <i>Credit Access</i>	4.49	4.90		
Suku Bunga Pinjaman/Kredit <i>Interest Rate</i>	7.69	6.37		
Kenaikan Harga Bahan Bangunan/Material dan Komponen Lainnya <i>Inflation of Construction Materials and Other Components Prices</i>	19.23	7.84		
Penurunan Permintaan Jasa Konstruksi Secara Umum <i>Decreasing Demand of Construction Services in General</i>	19.87	7.84		
Persaingan yang Sangat Ketat <i>Very Tight Competition</i>	21.79	7.35		
Kesulitan Pasokan Bahan Bangunan/Material dan Komponen Lainnya <i>Difficulty in Construction Materials and Other Components Supply</i>	8.97	4.90		
SDM yang Terampil/Ahli <i>Skilled and Professional Human Resources</i>	7.69	3.92		
Birokrasi Administrasi Pemerintah <i>Government Administration and Bureaucracy</i>	15.38	4.90		
Politik dan Keamanan <i>Politics and Security</i>	7.05	5.39		
Kesehatan dan Keselamatan Kerja (K3) <i>Work Health and Safety</i>	5.13	5.88		
Indeks Masalah Bisnis <i>Business Problems Indices</i>	15.10	6.22		

TABEL : 27.1 Indikator Konstruksi, Triwulan II/2021 - II/2022
TABLE : 27.1 Construction Indicators, 2nd Quarter 2021 - 2nd Quarter 2022

PROVINSI/PROVINCE : SULAWESI TENGAH

Uraian <i>Description</i>	Triwulan / <i>Quarter</i>				
	II-2021	III-2021	IV-2021	I-2022	II-2022
(1)	(2)	(3)	(4)	(5)	(6)
Indeks Konstruksi / <i>Construction Indices (2016=100)</i>					
Pekerja Tetap / <i>Permanent Workers</i>	100.78	101.13	101.70	101.90	101.88
Pertumbuhan / <i>Growth (%)</i>	-0.49	0.34	0.57	0.19	-0.02
Hari Orang / <i>Mandays</i>	99.14	99.66	101.09	101.67	101.64
Pertumbuhan / <i>Growth (%)</i>	-0.68	0.53	1.43	0.58	-0.04
Balas Jasa dan Upah / <i>Compensation and Wages</i>	107.81	108.60	110.88	111.51	111.47
Pertumbuhan / <i>Growth (%)</i>	-0.84	0.73	2.10	0.56	-0.03
• Balas Jasa Pekerja Tetap / <i>Compensation of Permanent Worker</i>	115.04	115.88	118.32	119.26	119.24
Pertumbuhan / <i>Growth (%)</i>	-0.84	0.73	2.10	0.80	-0.02
• Upah Pekerja Tidak Tetap/Harian / <i>Wages of Casual Worker</i>	105.63	106.41	108.64	109.17	109.13
Pertumbuhan / <i>Growth (%)</i>	-0.84	0.73	2.10	0.49	-0.04
Nilai Konstruksi yang Diselesaikan / <i>Value of Construction Works Completed</i>	133.03	134.12	137.25	138.30	138.29
Pertumbuhan / <i>Growth (%)</i>	-0.99	0.82	2.33	0.77	-0.01
Median / <i>Median</i>					
Banyaknya Pekerja Tetap / <i>Permanent Workers</i>	3	3	3	4	5
Balas Jasa Pekerja Tetap per Bulan (Ribuan Rupiah) <i>Monthly Compensation of Permanent Worker (Thousand Rupiah)</i>	2 625	2 640	2 653	2 655	2 655
Upah Pekerja Tidak Tetap/Harian per Hari (Ribuan Rupiah) <i>Daily Wages of Casual Worker (Thousand Rupiah)</i>	100	100	100	100	100
Upah Kepala Tukang per Hari (Ribuan Rupiah) <i>Daily Wages of Foreman (Thousand Rupiah)</i>	150	150	150	150	150
Upah Tukang per Hari (Ribuan Rupiah) <i>Daily Wages of Construction Handyman (Thousand Rupiah)</i>	120	120	120	120	120
Upah Pembantu Tukang per Hari (Ribuan Rupiah) <i>Daily Wages of Construction Handyman Assistant (Thousand Rupiah)</i>	100	100	100	100	100

TABEL : 27.2 Indeks Kondisi, Prospek, dan Masalah Bisnis Konstruksi, Triwulan I/2022 - II/2022
TABLE : 27.2 *Construction Business Condition, Prospect, and Problems Indices, 1st Quarter - 2nd Quarter 2022*

PROVINSI/PROVINCE : SULAWESI TENGAH

Variabel Indeks Kondisi dan Prospek Bisnis <i>Variable of Business Condition and Prospect Indices</i>	Kondisi <i>Condition</i> I-2022	Prospek <i>Prospect</i> II-2022	Kondisi <i>Condition</i> II-2022	Prospek <i>Prospect</i> III-2022
Pendapatan Usaha <i>Business Revenue</i>	42.16	51.96	54.39	57.02
Nilai Pekerjaan/Konstruksi yang Diselesaikan <i>Value of Construction Works Completed</i>	43.14	52.94	52.63	57.02
Order Bahan Bangunan/Material dan Komponen Lainnya <i>Ordering Construction Materials and Other Components</i>	39.22	51.96	51.75	56.14
Harga Bahan Bangunan/Material dan Komponen Lainnya <i>Price of Construction Materials and Other Components</i>	66.67	64.71	66.67	64.04
Jumlah Pekerja Tetap, Kontrak, dan Outsourcing <i>Number of Permanent Worker, Contract Labour, and Outsourcing</i>	46.08	49.02	50.00	50.88
Rata-rata Gaji Pekerja Tetap, Kontrak, dan Outsourcing <i>Average Compensation of Permanent, Contract and Outsourced Workers</i>	47.06	52.94	55.26	51.75
Jumlah Pekerja Tidak Tetap/Harian <i>Number of Casual Workers</i>	39.22	50.98	50.88	52.63
Upah Pekerja Tidak Tetap/Harian per Hari <i>Daily Wages of Casual Workers</i>	46.08	51.96	56.14	56.14
Indeks Kondisi dan Prospek Bisnis <i>Business Condition and Prospect Indices</i>	46.20	53.31	54.71	55.70

Variabel Indeks Masalah Bisnis <i>Variable of Business Problems Indices</i>	I-2022	II-2022
Akses Kredit <i>Credit Access</i>	2.45	3.51
Suku Bunga Pinjaman/Kredit <i>Interest Rate</i>	7.35	4.39
Kenaikan Harga Bahan Bangunan/Material dan Komponen Lainnya <i>Inflation of Construction Materials and Other Components Prices</i>	22.55	21.93
Penurunan Permintaan Jasa Konstruksi Secara Umum <i>Decreasing Demand of Construction Services in General</i>	25.98	15.35
Persaingan yang Sangat Ketat <i>Very Tight Competition</i>	22.06	14.91
Kesulitan Pasokan Bahan Bangunan/Material dan Komponen Lainnya <i>Difficulty in Construction Materials and Other Components Supply</i>	10.78	7.02
SDM yang Terampil/Ahli <i>Skilled and Professional Human Resources</i>	6.37	6.14
Birokrasi Administrasi Pemerintah <i>Government Administration and Bureaucracy</i>	12.75	10.96
Politik dan Keamanan <i>Politics and Security</i>	6.37	10.53
Kesehatan dan Keselamatan Kerja (K3) <i>Work Health and Safety</i>	8.33	1.75
Indeks Masalah Bisnis <i>Business Problems Indices</i>	17.28	13.39

TABEL : 28.1 Indikator Konstruksi, Triwulan II/2021 - II/2022
 TABLE : 28.1 Construction Indicators, 2nd Quarter 2021 - 2nd Quarter 2022

PROVINSI/PROVINCE : SULAWESI SELATAN

Uraian Description	Triwulan / Quarter				
	II-2021	III-2021	IV-2021	I-2022	II-2022
(1)	(2)	(3)	(4)	(5)	(6)
Indeks Konstruksi / Construction Indices (2016=100)					
Pekerja Tetap / Permanent Workers	107.09	107.82	107.90	107.71	107.78
Pertumbuhan / Growth (%)	0.63	0.68	0.07	-0.18	0.07
Hari Orang / Mandays	139.13	141.50	142.90	141.19	141.44
Pertumbuhan / Growth (%)	1.55	1.71	0.98	-1.20	0.18
Balas Jasa dan Upah / Compensation and Wages	158.82	163.65	166.48	161.28	161.91
Pertumbuhan / Growth (%)	3.24	3.04	1.73	-3.12	0.39
• Balas Jasa Pekerja Tetap / Compensation of Permanent Worker	149.11	153.64	156.30	153.12	153.43
Pertumbuhan / Growth (%)	3.24	3.04	1.73	-2.03	0.20
• Upah Pekerja Tidak Tetap/Harian / Wages of Casual Worker	161.51	166.42	169.30	163.54	164.25
Pertumbuhan / Growth (%)	3.24	3.04	1.73	-3.40	0.44
Nilai Konstruksi yang Diselesaikan / Value of Construction Works Completed	174.91	180.71	183.51	176.98	177.84
Pertumbuhan / Growth (%)	3.35	3.32	1.55	-3.56	0.49
Median / Median					
Banyaknya Pekerja Tetap / Permanent Workers	6	5	5	4	4
Balas Jasa Pekerja Tetap per Bulan (Ribuan Rupiah) Monthly Compensation of Permanent Worker (Thousand Rupiah)	2 600	2 700	2 800	2 800	2 800
Upah Pekerja Tidak Tetap/Harian per Hari (Ribuan Rupiah) Daily Wages of Casual Worker (Thousand Rupiah)	100	100	100	100	100
Upah Kepala Tukang per Hari (Ribuan Rupiah) Daily Wages of Foreman (Thousand Rupiah)	173	173	173	173	173
Upah Tukang per Hari (Ribuan Rupiah) Daily Wages of Construction Handyman (Thousand Rupiah)	135	135	135	135	140
Upah Pembantu Tukang per Hari (Ribuan Rupiah) Daily Wages of Construction Handyman Assistant (Thousand Rupiah)	109	115	120	120	120

TABEL : 28.2 Indeks Kondisi, Prospek, dan Masalah Bisnis Konstruksi, Triwulan I/2022 - II/2022
TABLE : 28.2 *Construction Business Condition, Prospect, and Problems Indices, 1st Quarter - 2nd Quarter 2022*

PROVINSI/PROVINCE : SULAWESI SELATAN

Variabel Indeks Kondisi dan Prospek Bisnis <i>Variable of Business Condition and Prospect Indices</i>	Kondisi <i>Condition</i> I-2022	Prospek <i>Prospect</i> II-2022	Kondisi <i>Condition</i> II-2022	Prospek <i>Prospect</i> III-2022
Pendapatan Usaha <i>Business Revenue</i>	37.36	53.45	47.88	51.69
Nilai Pekerjaan/Konstruksi yang Diselesaikan <i>Value of Construction Works Completed</i>	37.36	51.72	49.58	53.81
Order Bahan Bangunan/Material dan Komponen Lainnya <i>Ordering Construction Materials and Other Components</i>	36.78	50.57	50.42	51.69
Harga Bahan Bangunan/Material dan Komponen Lainnya <i>Price of Construction Materials and Other Components</i>	65.52	64.37	63.14	59.75
Jumlah Pekerja Tetap, Kontrak, dan Outsourcing <i>Number of Permanent Worker, Contract Labour, and Outsourcing</i>	50.57	56.32	50.00	49.58
Rata-rata Gaji Pekerja Tetap, Kontrak, dan Outsourcing <i>Average Compensation of Permanent, Contract and Outsourced Workers</i>	52.30	57.47	49.58	50.00
Jumlah Pekerja Tidak Tetap/Harian <i>Number of Casual Workers</i>	42.53	52.30	48.31	48.31
Upah Pekerja Tidak Tetap/Harian per Hari <i>Daily Wages of Casual Workers</i>	48.85	55.75	49.15	50.85
Indeks Kondisi dan Prospek Bisnis <i>Business Condition and Prospect Indices</i>	46.41	55.24	51.01	51.96

Variabel Indeks Masalah Bisnis <i>Variable of Business Problems Indices</i>	I-2022	II-2022
Akses Kredit <i>Credit Access</i>	3.74	6.78
Suku Bunga Pinjaman/Kredit <i>Interest Rate</i>	5.17	10.17
Kenaikan Harga Bahan Bangunan/Material dan Komponen Lainnya <i>Inflation of Construction Materials and Other Components Prices</i>	16.09	15.04
Penurunan Permintaan Jasa Konstruksi Secara Umum <i>Decreasing Demand of Construction Services in General</i>	29.02	19.07
Persaingan yang Sangat Ketat <i>Very Tight Competition</i>	27.59	23.52
Kesulitan Pasokan Bahan Bangunan/Material dan Komponen Lainnya <i>Difficulty in Construction Materials and Other Components Supply</i>	10.92	5.93
SDM yang Terampil/Ahli <i>Skilled and Professional Human Resources</i>	5.17	2.54
Birokrasi Administrasi Pemerintah <i>Government Administration and Bureaucracy</i>	10.92	13.98
Politik dan Keamanan <i>Politics and Security</i>	4.31	6.99
Kesehatan dan Keselamatan Kerja (K3) <i>Work Health and Safety</i>	4.02	1.69
Indeks Masalah Bisnis <i>Business Problems Indices</i>	18.84	14.96

TABEL : 29.1 Indikator Konstruksi, Triwulan II/2021 - II/2022
 TABLE : 29.1 Construction Indicators, 2nd Quarter 2021 - 2nd Quarter 2022

PROVINSI/PROVINCE : SULAWESI TENGGARA

Uraian Description	Triwulan / Quarter				
	II-2021	III-2021	IV-2021	I-2022	II-2022
(1)	(2)	(3)	(4)	(5)	(6)
Indeks Konstruksi / Construction Indices (2016=100)					
Pekerja Tetap / Permanent Workers	106.79	107.10	107.40	106.69	106.76
Pertumbuhan / Growth (%)	0.16	0.29	0.29	-0.67	0.06
Hari Orang / Mandays	107.59	108.12	109.02	107.85	108.02
Pertumbuhan / Growth (%)	0.99	0.49	0.83	-1.07	0.16
Balas Jasa dan Upah / Compensation and Wages	112.56	113.47	115.11	113.69	113.95
Pertumbuhan / Growth (%)	1.92	0.81	1.44	-1.23	0.23
• Balas Jasa Pekerja Tetap / Compensation of Permanent Worker	115.12	116.06	117.73	115.83	116.05
Pertumbuhan / Growth (%)	1.92	0.81	1.44	-1.61	0.18
• Upah Pekerja Tidak Tetap/Harian / Wages of Casual Worker	111.83	112.74	114.36	113.08	113.36
Pertumbuhan / Growth (%)	1.92	0.81	1.44	-1.12	0.24
Nilai Konstruksi yang Diselesaikan / Value of Construction Works Completed	122.50	123.34	125.28	124.26	124.61
Pertumbuhan / Growth (%)	2.68	0.69	1.57	-0.82	0.28
Median / Median					
Banyaknya Pekerja Tetap / Permanent Workers	4	4	4	4	3
Balas Jasa Pekerja Tetap per Bulan (Ribuan Rupiah) Monthly Compensation of Permanent Worker (Thousand Rupiah)	2 400	2 400	2 400	2 400	2 438
Upah Pekerja Tidak Tetap/Harian per Hari (Ribuan Rupiah) Daily Wages of Casual Worker (Thousand Rupiah)	100	100	100	105	110
Upah Kepala Tukang per Hari (Ribuan Rupiah) Daily Wages of Foreman (Thousand Rupiah)	150	150	150	150	160
Upah Tukang per Hari (Ribuan Rupiah) Daily Wages of Construction Handyman (Thousand Rupiah)	125	125	125	125	125
Upah Pembantu Tukang per Hari (Ribuan Rupiah) Daily Wages of Construction Handyman Assistant (Thousand Rupiah)	100	100	100	100	100

TABEL : 29.2 Indeks Kondisi, Prospek, dan Masalah Bisnis Konstruksi, Triwulan I/2022 - II/2022
TABLE : 29.2 *Construction Business Condition, Prospect, and Problems Indices, 1st Quarter - 2nd Quarter 2022*

PROVINSI/PROVINCE : SULAWESI TENGGARA

Variabel Indeks Kondisi dan Prospek Bisnis <i>Variable of Business Condition and Prospect Indices</i>	Kondisi <i>Condition</i> I-2022	Prospek <i>Prospect</i> II-2022	Kondisi <i>Condition</i> II-2022	Prospek <i>Prospect</i> III-2022
Pendapatan Usaha <i>Business Revenue</i>	36.00	40.00	43.14	52.94
Nilai Pekerjaan/Konstruksi yang Diselesaikan <i>Value of Construction Works Completed</i>	36.00	43.00	43.14	50.98
Order Bahan Bangunan/Material dan Komponen Lainnya <i>Ordering Construction Materials and Other Components</i>	37.00	43.00	43.14	50.00
Harga Bahan Bangunan/Material dan Komponen Lainnya <i>Price of Construction Materials and Other Components</i>	55.00	63.00	53.92	53.92
Jumlah Pekerja Tetap, Kontrak, dan Outsourcing <i>Number of Permanent Worker, Contract Labour, and Outsourcing</i>	44.00	51.00	46.08	50.00
Rata-rata Gaji Pekerja Tetap, Kontrak, dan Outsourcing <i>Average Compensation of Permanent, Contract and Outsourced Workers</i>	47.00	53.00	46.08	50.98
Jumlah Pekerja Tidak Tetap/Harian <i>Number of Casual Workers</i>	37.00	45.00	45.10	47.06
Upah Pekerja Tidak Tetap/Harian per Hari <i>Daily Wages of Casual Workers</i>	44.00	50.00	44.12	48.04
Indeks Kondisi dan Prospek Bisnis <i>Business Condition and Prospect Indices</i>	42.00	48.50	45.59	50.49
Variabel Indeks Masalah Bisnis <i>Variable of Business Problems Indices</i>	I-2022	II-2022		
Akses Kredit <i>Credit Access</i>	1.50	6.37		
Suku Bunga Pinjaman/Kredit <i>Interest Rate</i>	1.50	7.35		
Kenaikan Harga Bahan Bangunan/Material dan Komponen Lainnya <i>Inflation of Construction Materials and Other Components Prices</i>	15.50	17.65		
Penurunan Permintaan Jasa Konstruksi Secara Umum <i>Decreasing Demand of Construction Services in General</i>	29.50	16.18		
Persaingan yang Sangat Ketat <i>Very Tight Competition</i>	23.50	24.02		
Kesulitan Pasokan Bahan Bangunan/Material dan Komponen Lainnya <i>Difficulty in Construction Materials and Other Components Supply</i>	9.00	7.84		
SDM yang Terampil/Ahli <i>Skilled and Professional Human Resources</i>	2.50	5.88		
Birokrasi Administrasi Pemerintah <i>Government Administration and Bureaucracy</i>	8.50	14.71		
Politik dan Keamanan <i>Politics and Security</i>	2.50	7.35		
Kesehatan dan Keselamatan Kerja (K3) <i>Work Health and Safety</i>	5.00	11.27		
Indeks Masalah Bisnis <i>Business Problems Indices</i>	18.77	14.65		

TABEL : 30.1 Indikator Konstruksi, Triwulan II/2021 - II/2022
 TABLE : 30.1 Construction Indicators, 2nd Quarter 2021 - 2nd Quarter 2022

PROVINSI/PROVINCE : GORONTALO

Uraian Description	Triwulan / Quarter				
	II-2021	III-2021	IV-2021	I-2022	II-2022
(1)	(2)	(3)	(4)	(5)	(6)
Indeks Konstruksi / Construction Indices (2016=100)					
Pekerja Tetap / Permanent Workers	102.52	103.08	103.13	102.48	102.47
Pertumbuhan / Growth (%)	0.22	0.54	0.05	-0.63	-0.01
Hari Orang / Mandays	114.22	116.60	117.20	116.46	116.44
Pertumbuhan / Growth (%)	1.76	2.08	0.52	-0.63	-0.02
Balas Jasa dan Upah / Compensation and Wages	125.67	131.12	132.22	130.62	130.58
Pertumbuhan / Growth (%)	3.98	4.33	0.84	-1.21	-0.03
• Balas Jasa Pekerja Tetap / Compensation of Permanent Worker	138.05	144.03	145.23	143.39	143.37
Pertumbuhan / Growth (%)	3.98	4.33	0.84	-1.27	-0.01
• Upah Pekerja Tidak Tetap/Harian / Wages of Casual Worker	123.13	128.46	129.54	127.99	127.95
Pertumbuhan / Growth (%)	3.98	4.33	0.84	-1.19	-0.03
Nilai Konstruksi yang Diselesaikan / Value of Construction Works Completed	139.78	147.29	149.13	146.37	146.35
Pertumbuhan / Growth (%)	4.39	5.38	1.25	-1.85	-0.02
Median / Median					
Banyaknya Pekerja Tetap / Permanent Workers	3	3	3	3	3
Balas Jasa Pekerja Tetap per Bulan (Ribuan Rupiah) Monthly Compensation of Permanent Worker (Thousand Rupiah)	2 207	2 207	2 228	2 230	2 400
Upah Pekerja Tidak Tetap/Harian per Hari (Ribuan Rupiah) Daily Wages of Casual Worker (Thousand Rupiah)	100	100	100	105	110
Upah Kepala Tukang per Hari (Ribuan Rupiah) Daily Wages of Foreman (Thousand Rupiah)	150	150	150	150	150
Upah Tukang per Hari (Ribuan Rupiah) Daily Wages of Construction Handyman (Thousand Rupiah)	120	125	125	125	125
Upah Pembantu Tukang per Hari (Ribuan Rupiah) Daily Wages of Construction Handyman Assistant (Thousand Rupiah)	100	100	100	100	100

TABEL : 30.2 Indeks Kondisi, Prospek, dan Masalah Bisnis Konstruksi, Triwulan I/2022 - II/2022
TABLE : 30.2 *Construction Business Condition, Prospect, and Problems Indices, 1st Quarter - 2nd Quarter 2022*

PROVINSI/PROVINCE : GORONTALO

Variabel Indeks Kondisi dan Prospek Bisnis <i>Variable of Business Condition and Prospect Indices</i>	Kondisi <i>Condition</i> I-2022	Prospek <i>Prospect</i> II-2022	Kondisi <i>Condition</i> II-2022	Prospek <i>Prospect</i> III-2022
Pendapatan Usaha <i>Business Revenue</i>	25.00	50.00	50.00	50.00
Nilai Pekerjaan/Konstruksi yang Diselesaikan <i>Value of Construction Works Completed</i>	45.83	62.50	50.00	50.00
Order Bahan Bangunan/Material dan Komponen Lainnya <i>Ordering Construction Materials and Other Components</i>	37.50	54.17	50.00	50.00
Harga Bahan Bangunan/Material dan Komponen Lainnya <i>Price of Construction Materials and Other Components</i>	62.50	70.83	50.00	50.00
Jumlah Pekerja Tetap, Kontrak, dan Outsourcing <i>Number of Permanent Worker, Contract Labour, and Outsourcing</i>	37.50	45.83	50.00	50.00
Rata-rata Gaji Pekerja Tetap, Kontrak, dan Outsourcing <i>Average Compensation of Permanent, Contract and Outsourced Workers</i>	41.67	45.83	50.00	50.00
Jumlah Pekerja Tidak Tetap/Harian <i>Number of Casual Workers</i>	37.50	54.17	50.00	50.00
Upah Pekerja Tidak Tetap/Harian per Hari <i>Daily Wages of Casual Workers</i>	41.67	50.00	50.00	50.00
Indeks Kondisi dan Prospek Bisnis <i>Business Condition and Prospect Indices</i>	41.15	54.17	50.00	50.00
Variabel Indeks Masalah Bisnis <i>Variable of Business Problems Indices</i>	I-2022	II-2022		
Akses Kredit <i>Credit Access</i>	2.08	4.17		
Suku Bunga Pinjaman/Kredit <i>Interest Rate</i>	2.08	2.08		
Kenaikan Harga Bahan Bangunan/Material dan Komponen Lainnya <i>Inflation of Construction Materials and Other Components Prices</i>	12.50	16.67		
Penurunan Permintaan Jasa Konstruksi Secara Umum <i>Decreasing Demand of Construction Services in General</i>	18.75	33.33		
Persaingan yang Sangat Ketat <i>Very Tight Competition</i>	27.08	31.25		
Kesulitan Pasokan Bahan Bangunan/Material dan Komponen Lainnya <i>Difficulty in Construction Materials and Other Components Supply</i>	2.08	4.17		
SDM yang Terampil/Ahli <i>Skilled and Professional Human Resources</i>	2.08	6.25		
Birokrasi Administrasi Pemerintah <i>Government Administration and Bureaucracy</i>	10.42	18.75		
Politik dan Keamanan <i>Politics and Security</i>	2.08	8.33		
Kesehatan dan Keselamatan Kerja (K3) <i>Work Health and Safety</i>	8.33	4.17		
Indeks Masalah Bisnis <i>Business Problems Indices</i>	16.47	22.31		

TABEL : 31.1 Indikator Konstruksi, Triwulan II/2021 - II/2022
TABLE : 31.1 Construction Indicators, 2nd Quarter 2021 - 2nd Quarter 2022

PROVINSI/PROVINCE : SULAWESI BARAT

Uraian <i>Description</i>	Triwulan / <i>Quarter</i>				
	II-2021	III-2021	IV-2021	I-2022	II-2022
(1)	(2)	(3)	(4)	(5)	(6)
Indeks Konstruksi / <i>Construction Indices (2016=100)</i>					
Pekerja Tetap / <i>Permanent Workers</i>	103.16	103.56	103.84	103.42	103.38
Pertumbuhan / <i>Growth (%)</i>	0.81	0.39	0.27	-0.41	-0.04
Hari Orang / <i>Mandays</i>	106.44	107.58	108.30	107.53	107.48
Pertumbuhan / <i>Growth (%)</i>	1.82	1.07	0.67	-0.71	-0.04
Balas Jasa dan Upah / <i>Compensation and Wages</i>	120.63	123.62	125.24	123.31	123.29
Pertumbuhan / <i>Growth (%)</i>	3.41	2.48	1.31	-1.54	-0.01
• Balas Jasa Pekerja Tetap / <i>Compensation of Permanent Worker</i>	134.07	137.39	139.18	137.62	137.60
Pertumbuhan / <i>Growth (%)</i>	3.41	2.48	1.31	-1.13	-0.01
• Upah Pekerja Tidak Tetap/Harian / <i>Wages of Casual Worker</i>	118.57	121.51	123.10	121.11	121.09
Pertumbuhan / <i>Growth (%)</i>	3.41	2.48	1.31	-1.62	-0.01
Nilai Konstruksi yang Diselesaikan / <i>Value of Construction Works Completed</i>	129.93	134.12	136.79	133.11	133.10
Pertumbuhan / <i>Growth (%)</i>	4.58	3.22	1.99	-2.69	-0.01
Median / <i>Median</i>					
Banyaknya Pekerja Tetap / <i>Permanent Workers</i>	4	3	4	3	2
Balas Jasa Pekerja Tetap per Bulan (Ribuan Rupiah) <i>Monthly Compensation of Permanent Worker (Thousand Rupiah)</i>	2 000	2 000	2 000	2 000	2 200
Upah Pekerja Tidak Tetap/Harian per Hari (Ribuan Rupiah) <i>Daily Wages of Casual Worker (Thousand Rupiah)</i>	100	100	100	100	100
Upah Kepala Tukang per Hari (Ribuan Rupiah) <i>Daily Wages of Foreman (Thousand Rupiah)</i>	115	120	120	120	120
Upah Tukang per Hari (Ribuan Rupiah) <i>Daily Wages of Construction Handyman (Thousand Rupiah)</i>	100	100	100	100	100
Upah Pembantu Tukang per Hari (Ribuan Rupiah) <i>Daily Wages of Construction Handyman Assistant (Thousand Rupiah)</i>	85	85	85	95	100

TABEL : 31.2 Indeks Kondisi, Prospek, dan Masalah Bisnis Konstruksi, Triwulan I/2022 - II/2022
TABLE : 31.2 *Construction Business Condition, Prospect, and Problems Indices, 1st Quarter - 2nd Quarter 2022*

PROVINSI/PROVINCE : SULAWESI BARAT

Variabel Indeks Kondisi dan Prospek Bisnis <i>Variable of Business Condition and Prospect Indices</i>	Kondisi <i>Condition</i> I-2022	Prospek <i>Prospect</i> II-2022	Kondisi <i>Condition</i> II-2022	Prospek <i>Prospect</i> III-2022
Pendapatan Usaha <i>Business Revenue</i>	41.18	47.06	54.41	55.88
Nilai Pekerjaan/Konstruksi yang Diselesaikan <i>Value of Construction Works Completed</i>	38.24	48.53	55.88	55.88
Order Bahan Bangunan/Material dan Komponen Lainnya <i>Ordering Construction Materials and Other Components</i>	36.76	47.06	54.41	57.35
Harga Bahan Bangunan/Material dan Komponen Lainnya <i>Price of Construction Materials and Other Components</i>	58.82	57.35	61.76	58.82
Jumlah Pekerja Tetap, Kontrak, dan Outsourcing <i>Number of Permanent Worker, Contract Labour, and Outsourcing</i>	41.18	45.59	51.47	52.94
Rata-rata Gaji Pekerja Tetap, Kontrak, dan Outsourcing <i>Average Compensation of Permanent, Contract and Outsourced Workers</i>	48.53	47.06	54.41	54.41
Jumlah Pekerja Tidak Tetap/Harian <i>Number of Casual Workers</i>	35.29	42.65	51.47	52.94
Upah Pekerja Tidak Tetap/Harian per Hari <i>Daily Wages of Casual Workers</i>	47.06	48.53	54.41	54.41
Indeks Kondisi dan Prospek Bisnis <i>Business Condition and Prospect Indices</i>	43.38	47.98	54.78	55.33

Variabel Indeks Masalah Bisnis <i>Variable of Business Problems Indices</i>	I-2022	II-2022
Akses Kredit <i>Credit Access</i>	8.09	2.21
Suku Bunga Pinjaman/Kredit <i>Interest Rate</i>	10.29	2.21
Kenaikan Harga Bahan Bangunan/Material dan Komponen Lainnya <i>Inflation of Construction Materials and Other Components Prices</i>	23.53	5.88
Penurunan Permintaan Jasa Konstruksi Secara Umum <i>Decreasing Demand of Construction Services in General</i>	21.32	5.15
Persaingan yang Sangat Ketat <i>Very Tight Competition</i>	14.71	12.50
Kesulitan Pasokan Bahan Bangunan/Material dan Komponen Lainnya <i>Difficulty in Construction Materials and Other Components Supply</i>	9.56	7.35
SDM yang Terampil/Ahli <i>Skilled and Professional Human Resources</i>	8.09	2.21
Birokrasi Administrasi Pemerintah <i>Government Administration and Bureaucracy</i>	11.76	8.82
Politik dan Keamanan <i>Politics and Security</i>	11.03	2.94
Kesehatan dan Keselamatan Kerja (K3) <i>Work Health and Safety</i>	10.29	2.21
Indeks Masalah Bisnis <i>Business Problems Indices</i>	14.91	7.33

TABEL : 32.1 Indikator Konstruksi, Triwulan II/2021 - II/2022
 TABLE : 32.1 Construction Indicators, 2nd Quarter 2021 - 2nd Quarter 2022

PROVINSI/PROVINCE : MALUKU

Uraian Description	Triwulan / Quarter				
	II-2021	III-2021	IV-2021	I-2022	II-2022
(1)	(2)	(3)	(4)	(5)	(6)
Indeks Konstruksi / Construction Indices (2016=100)					
Pekerja Tetap / Permanent Workers	108.90	109.36	109.79	110.20	110.38
Pertumbuhan / Growth (%)	0.27	0.43	0.39	0.37	0.16
Hari Orang / Mandays	115.42	116.29	117.57	118.14	118.45
Pertumbuhan / Growth (%)	1.42	0.76	1.10	0.48	0.26
Balas Jasa dan Upah / Compensation and Wages	126.08	127.37	130.23	130.87	131.83
Pertumbuhan / Growth (%)	3.55	1.03	2.24	0.50	0.73
• Balas Jasa Pekerja Tetap / Compensation of Permanent Worker	125.10	126.39	129.22	129.70	130.54
Pertumbuhan / Growth (%)	3.55	1.03	2.24	0.37	0.65
• Upah Pekerja Tidak Tetap/Harian / Wages of Casual Worker	126.35	127.65	130.51	131.21	132.20
Pertumbuhan / Growth (%)	3.55	1.03	2.24	0.53	0.76
Nilai Konstruksi yang Diselesaikan / Value of Construction Works Completed	144.43	145.93	149.41	150.22	151.46
Pertumbuhan / Growth (%)	3.96	1.04	2.38	0.54	0.83
Median / Median					
Banyaknya Pekerja Tetap / Permanent Workers	2	2	2	2	2
Balas Jasa Pekerja Tetap per Bulan (Ribuan Rupiah) Monthly Compensation of Permanent Worker (Thousand Rupiah)	2 900	2 900	3 000	3 000	3 000
Upah Pekerja Tidak Tetap/Harian per Hari (Ribuan Rupiah) Daily Wages of Casual Worker (Thousand Rupiah)	150	150	150	150	150
Upah Kepala Tukang per Hari (Ribuan Rupiah) Daily Wages of Foreman (Thousand Rupiah)	200	200	200	200	200
Upah Tukang per Hari (Ribuan Rupiah) Daily Wages of Construction Handyman (Thousand Rupiah)	150	150	150	150	150
Upah Pembantu Tukang per Hari (Ribuan Rupiah) Daily Wages of Construction Handyman Assistant (Thousand Rupiah)	110	110	110	110	110

TABEL : 32.2 Indeks Kondisi, Prospek, dan Masalah Bisnis Konstruksi, Triwulan I/2022 - II/2022
TABLE : 32.2 *Construction Business Condition, Prospect, and Problems Indices, 1st Quarter - 2nd Quarter 2022*

PROVINSI/PROVINCE : MALUKU

Variabel Indeks Kondisi dan Prospek Bisnis <i>Variable of Business Condition and Prospect Indices</i>	Kondisi <i>Condition</i> I-2022	Prospek <i>Prospect</i> II-2022	Kondisi <i>Condition</i> II-2022	Prospek <i>Prospect</i> III-2022
Pendapatan Usaha <i>Business Revenue</i>	28.13	62.50	57.81	65.63
Nilai Pekerjaan/Konstruksi yang Diselesaikan <i>Value of Construction Works Completed</i>	26.56	57.81	57.81	67.19
Order Bahan Bangunan/Material dan Komponen Lainnya <i>Ordering Construction Materials and Other Components</i>	26.56	54.69	53.13	60.94
Harga Bahan Bangunan/Material dan Komponen Lainnya <i>Price of Construction Materials and Other Components</i>	56.25	64.06	60.94	67.19
Jumlah Pekerja Tetap, Kontrak, dan Outsourcing <i>Number of Permanent Worker, Contract Labour, and Outsourcing</i>	39.06	51.56	59.38	65.63
Rata-rata Gaji Pekerja Tetap, Kontrak, dan Outsourcing <i>Average Compensation of Permanent, Contract and Outsourced Workers</i>	45.31	53.13	56.25	64.06
Jumlah Pekerja Tidak Tetap/Harian <i>Number of Casual Workers</i>	34.38	56.25	56.25	64.06
Upah Pekerja Tidak Tetap/Harian per Hari <i>Daily Wages of Casual Workers</i>	40.63	53.13	56.25	64.06
Indeks Kondisi dan Prospek Bisnis <i>Business Condition and Prospect Indices</i>	37.11	56.64	57.23	64.84
Variabel Indeks Masalah Bisnis <i>Variable of Business Problems Indices</i>	I-2022	II-2022		
Akses Kredit <i>Credit Access</i>	5.47	8.59		
Suku Bunga Pinjaman/Kredit <i>Interest Rate</i>	3.91	7.81		
Kenaikan Harga Bahan Bangunan/Material dan Komponen Lainnya <i>Inflation of Construction Materials and Other Components Prices</i>	17.97	20.31		
Penurunan Permintaan Jasa Konstruksi Secara Umum <i>Decreasing Demand of Construction Services in General</i>	19.53	32.81		
Persaingan yang Sangat Ketat <i>Very Tight Competition</i>	23.44	35.16		
Kesulitan Pasokan Bahan Bangunan/Material dan Komponen Lainnya <i>Difficulty in Construction Materials and Other Components Supply</i>	5.47	19.53		
SDM yang Terampil/Ahli <i>Skilled and Professional Human Resources</i>	4.69	10.94		
Birokrasi Administrasi Pemerintah <i>Government Administration and Bureaucracy</i>	13.28	17.19		
Politik dan Keamanan <i>Politics and Security</i>	14.06	17.19		
Kesehatan dan Keselamatan Kerja (K3) <i>Work Health and Safety</i>	1.56	10.94		
Indeks Masalah Bisnis <i>Business Problems Indices</i>	15.79	22.56		

TABEL : 33.1 Indikator Konstruksi, Triwulan II/2021 - II/2022
TABLE : 33.1 Construction Indicators, 2nd Quarter 2021 - 2nd Quarter 2022

PROVINSI/PROVINCE : MALUKU UTARA

Uraian <i>Description</i>	Triwulan / Quarter				
	II-2021	III-2021	IV-2021	I-2022	II-2022
(1)	(2)	(3)	(4)	(5)	(6)
Indeks Konstruksi / Construction Indices (2016=100)					
Pekerja Tetap / <i>Permanent Workers</i>	104.95	105.51	105.98	105.74	105.78
Pertumbuhan / <i>Growth (%)</i>	0.06	0.53	0.44	-0.22	0.04
Hari Orang / <i>Mandays</i>	93.55	94.03	95.64	95.22	95.31
Pertumbuhan / <i>Growth (%)</i>	0.18	0.51	1.72	-0.44	0.10
Balas Jasa dan Upah / <i>Compensation and Wages</i>	102.70	103.78	106.01	105.29	105.44
Pertumbuhan / <i>Growth (%)</i>	0.35	1.05	2.15	-0.67	0.14
• Balas Jasa Pekerja Tetap / <i>Compensation of Permanent Worker</i>	94.11	95.10	97.15	96.73	96.79
Pertumbuhan / <i>Growth (%)</i>	0.35	1.05	2.15	-0.42	0.06
• Upah Pekerja Tidak Tetap/Harian / <i>Wages of Casual Worker</i>	104.72	105.82	108.09	107.30	107.48
Pertumbuhan / <i>Growth (%)</i>	0.35	1.05	2.15	-0.73	0.16
Nilai Konstruksi yang Diselesaikan / <i>Value of Construction Works Completed</i>	107.62	108.86	111.90	110.97	111.18
Pertumbuhan / <i>Growth (%)</i>	0.44	1.16	2.79	-0.83	0.19
Median / Median					
Banyaknya Pekerja Tetap / <i>Permanent Workers</i>	2	2	2	2	1
Balas Jasa Pekerja Tetap per Bulan (Ribuan Rupiah) <i>Monthly Compensation of Permanent Worker (Thousand Rupiah)</i>	2 944	2 944	2 944	3 000	3 100
Upah Pekerja Tidak Tetap/Harian per Hari (Ribuan Rupiah) <i>Daily Wages of Casual Worker (Thousand Rupiah)</i>	150	150	150	150	150
Upah Kepala Tukang per Hari (Ribuan Rupiah) <i>Daily Wages of Foreman (Thousand Rupiah)</i>	195	195	200	210	220
Upah Tukang per Hari (Ribuan Rupiah) <i>Daily Wages of Construction Handyman (Thousand Rupiah)</i>	140	150	160	170	180
Upah Pembantu Tukang per Hari (Ribuan Rupiah) <i>Daily Wages of Construction Handyman Assistant (Thousand Rupiah)</i>	130	130	145	150	160

TABEL : 33.2 Indeks Kondisi, Prospek, dan Masalah Bisnis Konstruksi, Triwulan I/2022 - II/2022
TABLE : 33.2 *Construction Business Condition, Prospect, and Problems Indices, 1st Quarter - 2nd Quarter 2022*

PROVINSI/PROVINCE : MALUKU UTARA

Variabel Indeks Kondisi dan Prospek Bisnis <i>Variable of Business Condition and Prospect Indices</i>	Kondisi <i>Condition</i> I-2022	Prospek <i>Prospect</i> II-2022	Kondisi <i>Condition</i> II-2022	Prospek <i>Prospect</i> III-2022
Pendapatan Usaha <i>Business Revenue</i>	56.25	62.50	58.82	64.71
Nilai Pekerjaan/Konstruksi yang Diselesaikan <i>Value of Construction Works Completed</i>	50.00	62.50	58.82	61.76
Order Bahan Bangunan/Material dan Komponen Lainnya <i>Ordering Construction Materials and Other Components</i>	62.50	75.00	58.82	64.71
Harga Bahan Bangunan/Material dan Komponen Lainnya <i>Price of Construction Materials and Other Components</i>	87.50	75.00	58.82	58.82
Jumlah Pekerja Tetap, Kontrak, dan Outsourcing <i>Number of Permanent Worker, Contract Labour, and Outsourcing</i>	43.75	56.25	52.94	58.82
Rata-rata Gaji Pekerja Tetap, Kontrak, dan Outsourcing <i>Average Compensation of Permanent, Contract and Outsourced Workers</i>	43.75	56.25	52.94	52.94
Jumlah Pekerja Tidak Tetap/Harian <i>Number of Casual Workers</i>	43.75	56.25	55.88	61.76
Upah Pekerja Tidak Tetap/Harian per Hari <i>Daily Wages of Casual Workers</i>	43.75	56.25	50.00	55.88
Indeks Kondisi dan Prospek Bisnis <i>Business Condition and Prospect Indices</i>	53.91	62.50	55.88	59.93
Variabel Indeks Masalah Bisnis <i>Variable of Business Problems Indices</i>	I-2022	II-2022		
Akses Kredit <i>Credit Access</i>	3.13	2.94		
Suku Bunga Pinjaman/Kredit <i>Interest Rate</i>	3.13	2.94		
Kenaikan Harga Bahan Bangunan/Material dan Komponen Lainnya <i>Inflation of Construction Materials and Other Components Prices</i>	18.75	4.41		
Penurunan Permintaan Jasa Konstruksi Secara Umum <i>Decreasing Demand of Construction Services in General</i>	12.50	4.41		
Persaingan yang Sangat Ketat <i>Very Tight Competition</i>	6.25	7.35		
Kesulitan Pasokan Bahan Bangunan/Material dan Komponen Lainnya <i>Difficulty in Construction Materials and Other Components Supply</i>	6.25	8.82		
SDM yang Terampil/Ahli <i>Skilled and Professional Human Resources</i>	3.13	4.41		
Birokrasi Administrasi Pemerintah <i>Government Administration and Bureaucracy</i>	3.13	13.24		
Politik dan Keamanan <i>Politics and Security</i>	6.25	10.29		
Kesehatan dan Keselamatan Kerja (K3) <i>Work Health and Safety</i>	3.13	2.94		
Indeks Masalah Bisnis <i>Business Problems Indices</i>	10.27	8.05		

TABEL : 34.1 Indikator Konstruksi, Triwulan II/2021 - II/2022
TABLE : 34.1 Construction Indicators, 2nd Quarter 2021 - 2nd Quarter 2022

PROVINSI/PROVINCE : PAPUA BARAT

Uraian <i>Description</i>	Triwulan / <i>Quarter</i>				
	II-2021	III-2021	IV-2021	I-2022	II-2022
(1)	(2)	(3)	(4)	(5)	(6)
Indeks Konstruksi / <i>Construction Indices (2016=100)</i>					
Pekerja Tetap / <i>Permanent Workers</i>	105.55	105.90	106.69	106.19	106.49
Pertumbuhan / <i>Growth (%)</i>	0.08	0.33	0.75	-0.48	0.29
Hari Orang / <i>Mandays</i>	113.88	115.08	116.78	115.78	116.21
Pertumbuhan / <i>Growth (%)</i>	0.30	1.06	1.47	-0.85	0.37
Balas Jasa dan Upah / <i>Compensation and Wages</i>	128.04	131.18	134.99	132.79	133.32
Pertumbuhan / <i>Growth (%)</i>	0.82	2.45	2.91	-1.64	0.40
• Balas Jasa Pekerja Tetap / <i>Compensation of Permanent Worker</i>	112.82	115.58	118.95	115.88	116.16
Pertumbuhan / <i>Growth (%)</i>	0.82	2.45	2.91	-2.58	0.25
• Upah Pekerja Tidak Tetap/Harian / <i>Wages of Casual Worker</i>	134.67	137.97	141.98	140.14	140.79
Pertumbuhan / <i>Growth (%)</i>	0.82	2.45	2.91	-1.29	0.46
Nilai Konstruksi yang Diselesaikan / <i>Value of Construction Works Completed</i>	133.66	138.98	143.17	138.94	139.60
Pertumbuhan / <i>Growth (%)</i>	0.86	3.98	3.01	-2.95	0.47
Median / <i>Median</i>					
Banyaknya Pekerja Tetap / <i>Permanent Workers</i>	9	9	9	8	7
Balas Jasa Pekerja Tetap per Bulan (Ribuan Rupiah) <i>Monthly Compensation of Permanent Worker (Thousand Rupiah)</i>	4 000	4 200	4 333	4 335	4 335
Upah Pekerja Tidak Tetap/Harian per Hari (Ribuan Rupiah) <i>Daily Wages of Casual Worker (Thousand Rupiah)</i>	130	130	130	130	130
Upah Kepala Tukang per Hari (Ribuan Rupiah) <i>Daily Wages of Foreman (Thousand Rupiah)</i>	200	200	200	200	200
Upah Tukang per Hari (Ribuan Rupiah) <i>Daily Wages of Construction Handyman (Thousand Rupiah)</i>	145	145	145	155	155
Upah Pembantu Tukang per Hari (Ribuan Rupiah) <i>Daily Wages of Construction Handyman Assistant (Thousand Rupiah)</i>	110	115	115	120	120

TABEL : 34.2 Indeks Kondisi, Prospek, dan Masalah Bisnis Konstruksi, Triwulan I/2022 - II/2022
TABLE : 34.2 *Construction Business Condition, Prospect, and Problems Indices, 1st Quarter - 2nd Quarter 2022*

PROVINSI/PROVINCE : PAPUA BARAT

Variabel Indeks Kondisi dan Prospek Bisnis <i>Variable of Business Condition and Prospect Indices</i>	Kondisi <i>Condition</i> I-2022	Prospek <i>Prospect</i> II-2022	Kondisi <i>Condition</i> II-2022	Prospek <i>Prospect</i> III-2022
Pendapatan Usaha <i>Business Revenue</i>	38.00	42.00	61.32	58.49
Nilai Pekerjaan/Konstruksi yang Diselesaikan <i>Value of Construction Works Completed</i>	38.00	42.00	62.26	58.49
Order Bahan Bangunan/Material dan Komponen Lainnya <i>Ordering Construction Materials and Other Components</i>	38.00	40.00	61.32	59.43
Harga Bahan Bangunan/Material dan Komponen Lainnya <i>Price of Construction Materials and Other Components</i>	46.00	52.00	58.49	55.66
Jumlah Pekerja Tetap, Kontrak, dan Outsourcing <i>Number of Permanent Worker, Contract Labour, and Outsourcing</i>	40.00	48.00	54.72	53.77
Rata-rata Gaji Pekerja Tetap, Kontrak, dan Outsourcing <i>Average Compensation of Permanent, Contract and Outsourced Workers</i>	38.00	48.00	56.60	55.66
Jumlah Pekerja Tidak Tetap/Harian <i>Number of Casual Workers</i>	36.00	40.00	57.55	55.66
Upah Pekerja Tidak Tetap/Harian per Hari <i>Daily Wages of Casual Workers</i>	36.00	44.00	53.77	54.72
Indeks Kondisi dan Prospek Bisnis <i>Business Condition and Prospect Indices</i>	38.75	44.50	58.25	56.49
Variabel Indeks Masalah Bisnis <i>Variable of Business Problems Indices</i>	I-2022	II-2022		
Akses Kredit <i>Credit Access</i>	5.00	1.89		
Suku Bunga Pinjaman/Kredit <i>Interest Rate</i>	6.00	1.89		
Kenaikan Harga Bahan Bangunan/Material dan Komponen Lainnya <i>Inflation of Construction Materials and Other Components Prices</i>	13.00	3.30		
Penurunan Permintaan Jasa Konstruksi Secara Umum <i>Decreasing Demand of Construction Services in General</i>	10.00	5.19		
Persaingan yang Sangat Ketat <i>Very Tight Competition</i>	16.00	7.55		
Kesulitan Pasokan Bahan Bangunan/Material dan Komponen Lainnya <i>Difficulty in Construction Materials and Other Components Supply</i>	5.00	3.30		
SDM yang Terampil/Ahli <i>Skilled and Professional Human Resources</i>	4.00	2.83		
Birokrasi Administrasi Pemerintah <i>Government Administration and Bureaucracy</i>	9.00	4.25		
Politik dan Keamanan <i>Politics and Security</i>	6.00	2.36		
Kesehatan dan Keselamatan Kerja (K3) <i>Work Health and Safety</i>	3.00	1.89		
Indeks Masalah Bisnis <i>Business Problems Indices</i>	9.78	4.30		

TABEL : 35.1 Indikator Konstruksi, Triwulan II/2021 - II/2022
TABLE Construction Indicators, 2nd Quarter 2021 - 2nd Quarter 2022

PROVINSI/PROVINCE : PAPUA

Uraian Description	Triwulan / Quarter				
	II-2021	III-2021	IV-2021	I-2022	II-2022
(1)	(2)	(3)	(4)	(5)	(6)
Indeks Konstruksi / Construction Indices (2016=100)					
Pekerja Tetap / Permanent Workers	107.73	108.15	108.44	107.65	107.51
Pertumbuhan / Growth (%)	-0.09	0.39	0.27	-0.73	-0.14
Hari Orang / Mandays	115.76	117.43	120.13	117.99	117.44
Pertumbuhan / Growth (%)	-0.13	1.44	2.30	-1.78	-0.46
Balas Jasa dan Upah / Compensation and Wages	118.53	123.11	127.80	123.65	122.94
Pertumbuhan / Growth (%)	-0.30	3.87	3.81	-3.25	-0.57
• Balas Jasa Pekerja Tetap / Compensation of Permanent Worker	116.07	120.56	125.15	121.95	121.32
Pertumbuhan / Growth (%)	-0.30	3.87	3.81	-2.56	-0.51
• Upah Pekerja Tidak Tetap/Harian / Wages of Casual Worker	120.28	124.93	129.69	124.85	124.08
Pertumbuhan / Growth (%)	-0.30	3.87	3.81	-3.73	-0.61
Nilai Konstruksi yang Diselesaikan / Value of Construction Works Completed	136.91	143.09	148.56	142.34	141.23
Pertumbuhan / Growth (%)	-0.17	4.51	3.82	-4.18	-0.78
Median / Median					
Banyaknya Pekerja Tetap / Permanent Workers	7	7	7	6	5
Balas Jasa Pekerja Tetap per Bulan (Ribuan Rupiah) Monthly Compensation of Permanent Worker (Thousand Rupiah)	3 294	3 294	3 294	3 294	3 294
Upah Pekerja Tidak Tetap/Harian per Hari (Ribuan Rupiah) Daily Wages of Casual Worker (Thousand Rupiah)	150	150	150	155	155
Upah Kepala Tukang per Hari (Ribuan Rupiah) Daily Wages of Foreman (Thousand Rupiah)	200	205	210	210	210
Upah Tukang per Hari (Ribuan Rupiah) Daily Wages of Construction Handyman (Thousand Rupiah)	160	160	160	170	170
Upah Pembantu Tukang per Hari (Ribuan Rupiah) Daily Wages of Construction Handyman Assistant (Thousand Rupiah)	132	140	148	150	150

TABEL : 35.2 Indeks Kondisi, Prospek, dan Masalah Bisnis Konstruksi, Triwulan I/2022 - II/2022
TABLE : 35.2 *Construction Business Condition, Prospect, and Problems Indices, 1st Quarter - 2nd Quarter 2022*

PROVINSI/PROVINCE : PAPUA

Variabel Indeks Kondisi dan Prospek Bisnis <i>Variable of Business Condition and Prospect Indices</i>	Kondisi <i>Condition</i> I-2022	Prospek <i>Prospect</i> II-2022	Kondisi <i>Condition</i> II-2022	Prospek <i>Prospect</i> III-2022
Pendapatan Usaha <i>Business Revenue</i>	39.77	36.36	50.00	40.43
Nilai Pekerjaan/Konstruksi yang Diselesaikan <i>Value of Construction Works Completed</i>	42.05	37.50	47.87	38.30
Order Bahan Bangunan/Material dan Komponen Lainnya <i>Ordering Construction Materials and Other Components</i>	39.77	38.64	46.81	38.30
Harga Bahan Bangunan/Material dan Komponen Lainnya <i>Price of Construction Materials and Other Components</i>	61.36	60.23	65.96	54.26
Jumlah Pekerja Tetap, Kontrak, dan Outsourcing <i>Number of Permanent Worker, Contract Labour, and Outsourcing</i>	40.91	38.64	50.00	41.49
Rata-rata Gaji Pekerja Tetap, Kontrak, dan Outsourcing <i>Average Compensation of Permanent, Contract and Outsourced Workers</i>	40.91	39.77	53.19	44.68
Jumlah Pekerja Tidak Tetap/Harian <i>Number of Casual Workers</i>	37.50	36.36	46.81	38.30
Upah Pekerja Tidak Tetap/Harian per Hari <i>Daily Wages of Casual Workers</i>	39.77	39.77	52.13	43.62
Indeks Kondisi dan Prospek Bisnis <i>Business Condition and Prospect Indices</i>	42.76	40.91	51.60	42.42

Variabel Indeks Masalah Bisnis <i>Variable of Business Problems Indices</i>	I-2022	II-2022
Akses Kredit <i>Credit Access</i>	6.25	4.79
Suku Bunga Pinjaman/Kredit <i>Interest Rate</i>	10.23	5.85
Kenaikan Harga Bahan Bangunan/Material dan Komponen Lainnya <i>Inflation of Construction Materials and Other Components Prices</i>	16.48	16.49
Penurunan Permintaan Jasa Konstruksi Secara Umum <i>Decreasing Demand of Construction Services in General</i>	22.16	19.15
Persaingan yang Sangat Ketat <i>Very Tight Competition</i>	28.98	26.60
Kesulitan Pasokan Bahan Bangunan/Material dan Komponen Lainnya <i>Difficulty in Construction Materials and Other Components Supply</i>	8.52	11.70
SDM yang Terampil/Ahli <i>Skilled and Professional Human Resources</i>	3.41	11.70
Birokrasi Administrasi Pemerintah <i>Government Administration and Bureaucracy</i>	14.20	20.21
Politik dan Keamanan <i>Politics and Security</i>	9.66	16.49
Kesehatan dan Keselamatan Kerja (K3) <i>Work Health and Safety</i>	3.41	2.66
Indeks Masalah Bisnis <i>Business Problems Indices</i>	17.33	17.43

DATA

MENCERDASKAN BANGSA

— *Enlighten The Nation* —



BADAN PUSAT STATISTIK
BPS-Statistics Indonesia

Jl. dr. Sutomo No. 6-8 Jakarta 10710

Telp.: (021) 3841195, 3842508, 3810291-4 ext.5340, Fax: (021) 3863816

Homepage: <http://www.bps.go.id> E-mail: konstruksi@bps.go.id

