

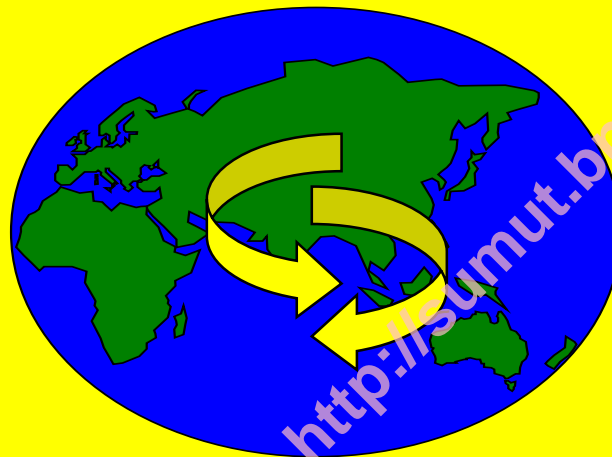


Katalog BPS / BPS Catalogue : 8108.m12

---

**Statistik Perdagangan Luar Negeri Sumatera Utara**  
*Foreign Trade Statistics of Sumatera Utara*

**Ekspor dan Impor**



***Exports and Imports***  
***2001***

*Kerjasama / Cooperation of*

*BPS Propinsi Sumatera Utara dan Badan Perencanaan Pembangunan  
Daerah Sumatera Utara /BPS-Statistics of Sumatera Utara Province and  
Regional Depeloment Planing Board of Sumatera Utara Province*

---

**BPS**

Badan Pusat Statistik Propinsi Sumatera Utara

**Statistik Perdagangan Luar Negeri Sumatera Utara**  
*Foreign Trade Statistics of Sumatera Utara*

**Ekspor dan Impor**



***Exports dan Imports***  
**2001**

**STATISTIK PERDAGANGAN LUAR NEGERI SUMATERA UTARA**  
**Ekspor dan Impor 2001**

*Foreign Trade Statistics of Sumatera Utara*

*Exports and Imports 2001*

ISSN : -

Nomor Publikasi / *Publication Number* : 12540.0201

Katalog BPS / *BPS Catalogue* : 8108.m12

Ukuran Buku / *Book Size* : 21 cm x 28 cm

Jumlah Halaman / *Total Pages* : xxix + 338 +16

Naskah / *Manuscript* :

Bidang Statistik Distribusi

Seksi Statistik Niaga Dan Jasa

Editor : Drs. Akhmad Jaelani

Penulis : 1. Ir. Efliza  
2. Hafsyah Aprillia, S.Si.

Programmer Tabulasi : Ir. Efliza

Pengolah Data : 1. Ir. Efliza  
2. Hafsyah Aprillia, S.Si

Gambar Kulit / *Cover Design* :

Bidang Statistik Distribusi

Seksi Statistik Niaga Dan Jasa

Diterbitkan oleh / *Published by* :

Badan Pusat Statistik Propinsi Sumatera Utara dan

Badan Perencanaan Pembangunan Daerah Sumatera Utara

Dicetak oleh / *Printed by* :

Boleh dikutip dengan menyebut sumbernya

*May be cited with reference to the source*

## KATA PENGANTAR

Publikasi Statistik Perdagangan Luar Negeri Sumatera Utara, merupakan publikasi Tahunan yang diterbitkan oleh Badan Pusat Statistik Propinsi Sumatera Utara, bekerja sama dengan Badan Perencanaan Pembangunan Daerah Propinsi Sumatera Utara (BAPPEDASU).

Data yang disajikan merupakan hasil Pengolahan Badan Pusat Statistik dan BPS Propinsi Sumatera Utara berdasarkan dokumen Ekspor dan Impor (PEB dan PIB) yang Diisi oleh Eksportir dan Importir dan disahkan oleh Bea dan Cukai.

Penyajian data disusun menurut komoditi, negara tujuan dan asal, dan Pelabuhan Ekspor dan Impor. Penyusunan data menggunakan kode barang *Harmonized System* (HS) dan *Standartd Internasional Trade Classification* (STIC), yang merupakan Penggolongan barang internasional. Data disajikan dalam berat bersih dan nilai fob untuk Ekspor dan nilai cif untuk impor.

Mudah-mudahan dengan terbitnya publikasi ini akan dapat membantu para pengambil keputusan dalam upaya peningkatan kinerja ekspor dan efisiensi impor Sumatera Utara, dan dapat memenuhi kebutuhan para konsumen data, Khususnya untuk Melihat peluang pasar dalam peningkatan ekspor.

Publikasi ini tentunya tidak luput dari kekeurangan dan kelemahan, oleh karena itu kami mengharapkan saran dan kritik guna penyempurnaannya di masa mendatang.

Medan, September 2002

**Badan Perencanaan Pembangunan Daerah  
Propinsi Sumatera Utara  
Ketua,**

**Ir. Budi D.Sinulingga, Msi  
NIP. 110017076**

**Kepala BPS  
Propinsi Sumatera**

**H.M. Nasir Syarbaini, SE  
NIP. 340003769**

## **PREFACE**

*The 2001 Foreign Trade Statistics of Sumatera Utara is an annual publication published by BPS-Statistics of Sumatera Utara Province, in co-operation with The Regional Development Planning Board of Sumatera Utara (BAPPEDASU).*

*The data were processed by BPS-Statistics of Indonesia, based on declaration documents of exports and imports known as “ Pemberitahuan Ekspor Barang ” (PEB) AND “Pemberitahuan Impor Barang” (PIB) which were filled out by the exporters and importers, and approved by the customs and Excises officers.*

*The data are presented by commodity, country of destination, country of origin, port of exportation, and port of importation. Commodities are classified by Harmonized System (HS), and Standart International Trade Classification (SITC) Ccodes.*

*With this publication we hope that it becomes a good and realible data source to data users as well as decision makers so that they could contribute to speed up the expotrs and imports growth of Sumatera Utara. For those who want to involve in the exports and imports business could also utilize the information for market development and strategy.*

*Nevertheless it is understood that the publication would not be free of errors or weaknesses, hence critics and suggestions in order to improve the quality of the publication are cordially welcome.*

**Regional Development Planning Board of  
Sumatera Utara  
Chief,**

**Ir. Budi D. Sinulingga, Msi  
NIP. 110017076**

*Medan, September 2002*

**BPS - Statistics of  
Sumatera Utara Province  
Chief,**

**H.M. Nasir Syarbaini, SE  
NIP. 340003769**

**DAFTAR ISI**  
**CONTENTS**

	<b>Halaman</b> <i>Page</i>	
Kata Pengantar <i>Preface</i>	iii - iv	
Daftar Isi <i>Contents</i>	v - vii	
Penjelasan <i>Explanatory Notes</i>	ix - xiii	
Ringkasan <i>Summary</i>	xv - xxiv	
<b>Gambar</b> <i>Figures</i>		
Gambar <i>Figure</i>	1. Perdagangan Luar Negeri Sumatera Utara, 1997 - 2001 <i>Foreign Trade of Sumatera Utara, 1997 - 2001</i>	xv
Gambar <i>Figure</i>	2. Ekspor Sumatera Utara menurut Sektor, 1997 - 2001 <i>Export of Sumatera Utara by Sector, 1997 - 2001</i>	xvi
Gambar <i>Figure</i>	3. Ekspor Sumatera Utara menurut Benua Tujuan <i>Export of Sumatera Utara by Continent of Destination</i>	xvi
Gambar <i>Figure</i>	4. Ekspor Sumatera Utara menurut Komoditi Utama <i>Export of Sumatera Utara by Main Commodity</i>	xvii
Gambar <i>Figure</i>	5. Ekspor Sumatera Utara menurut Negara Tujuan Utama <i>Export of Sumatera Utara by Main Country of Destination</i>	xviii
Gambar <i>Figure</i>	6. Ekspor Sumatera Utara menurut Pelabuhan Utama <i>Export of Sumatera Utara by Main Port</i>	xix
Gambar <i>Figure</i>	7. Impor Sumatera Utara menurut Kelompok Barang Ekonomi <i>Import of Sumatera Utara by Economic Goods Group</i>	xx
Gambar <i>Figure</i>	8. Impor Sumatera Utara menurut Benua Asal <i>Import of Sumatera Utara by Continent of Origin</i>	xxi
Gambar <i>Figure</i>	9. Impor Sumatera Utara menurut Komoditi Utama <i>Import of Sumatera Utara by Main Commodity</i>	xxii
Gambar <i>Figure</i>	10. Impor Sumatera Utara menurut Negara Asal Utama <i>Export of Sumatera Utara by Main Country of Origin</i>	xxiii
Gambar <i>Figure</i>	11. Impor Sumatera Utara menurut Pelabuhan Utama <i>Import of Sumatera Utara by Main Port</i>	xxiv

		<b>Halaman</b>
		<i>Page</i>
	<b>Tabel</b> <i>Tables</i>	
Tabel <i>Table</i>	1. Perdagangan Luar Negeri Sumatera Utara, 1997 - 2001 <i>Foreign Trade of Sumatera Utara, 1997 - 2001</i>	1
Tabel <i>Table</i>	2. Ekspor Sumatera Utara menurut Sektor, 1997 - 2001 <i>Export of Sumatera Utara by Sector, 1997 - 2001</i>	2 - 3
Tabel <i>Table</i>	3. Ekspor Sumatera Utara menurut Kelompok Barang Ekonomi, 1997 - 2001 <i>Export of Sumatera Utara by Economic Goods Group, 1997 - 2001</i>	4 - 5
Tabel <i>Table</i>	4. Ekspor Sumatera Utara menurut Komoditi SITC 1 Dijit, 1997 - 2001 <i>Export of Sumatera Utara by 1 Digit SITC Commodity, 1997 - 2001</i>	6 - 9
Tabel <i>Table</i>	5. Ekspor Sumatera Utara Menurut Benua Tujuan, 1997 - 2001 <i>Export of Sumatera Utara by Continent of Destination, 1997 - 2001</i>	10 - 13
Tabel <i>Table</i>	6. Ekspor Sumatera Utara Menurut Komoditi Utama 3 Digit SITC, 1997 - 2001 <i>Export of Sumatera Utara By Main Commodity of SITC 3 Digit, 1997 - 2001</i>	14 - 17
Tabel <i>Table</i>	7. Ekspor Sumatera Utara menurut Negara Tujuan Utama, 1997 - 2001 <i>Export of Sumatera Utara by Main Country of Destination, 1997 - 2001</i>	18 - 21
Tabel <i>Table</i>	8. Ekspor Sumatera Utara menurut Pelabuhan, 1997 - 2001 <i>Export of Sumatera Utara by Port, 1997 - 2001</i>	22 - 25
Tabel <i>Table</i>	9. Impor Sumatera Utara menurut Sektor, 1997 - 2001 <i>Import of Sumatera Utara by Sector, 1997 - 2001</i>	26 - 27
Tabel <i>Table</i>	10. Impor Sumatera Utara menurut Kelompok Barang Ekonomi, 1997 - 2001 <i>Import of Sumatera Utara by Economic Goods Group, 1997 - 2001</i>	28 - 29
Tabel <i>Table</i>	11. Impor Sumatera Utara menurut Komoditi SITC 1 Dijit, 1997 - 2001 <i>Import of Sumatera Utara by 1 Digit SITC Commodity, 1997 - 2001</i>	30 - 33
Tabel <i>Table</i>	12. Impor Sumatera Utara menurut Benua Asal, 1997 - 2001 <i>Import of Sumatera Utara by Continent of Origin, 1997 - 2001</i>	34 - 37
Tabel <i>Table</i>	13. Impor Sumatera Utara Menurut Komoditi Utama 3 Digit SITC, 1997 - 2001 <i>Import of Sumatera Utara By Main Commodity of SITC 3 Digit, 1997 - 2001</i>	38 - 41

			<b>Halaman</b>
			<i>Page</i>
Tabel <i>Table</i>	14.	Impor Sumatera Utara menurut Negara Asal Utama, 1997 - 2001 <i>Import of Sumatera Utara by Main Country of Origin</i>	42 – 45
Tabel <i>Table</i>	15.	Impor Sumatera Utara menurut Pelabuhan Utama, 1997 - 2001 <i>Import of Sumatera Utara by Main Port, 1997 - 2001</i>	46 - 49
Tabel <i>Table</i>	16.	Neraca Perdagangan Sumatera Utara Menurut Sektor, 1997 - 2001 <i>Balance Of Trade Of Sumatera Utara By Sector, 1997 - 2001</i>	50
Tabel <i>Table</i>	17.	Neraca Perdagangan Sumatera Utara Menurut Kelompok Barang Ekonomi, 1997 - 2001 <i>Balance Of Trade Of Sumatera Utara By Economic Goods Group, 1997 - 2001</i>	51
Tabel <i>Table</i>	18.	Neraca Perdagangan Sumatera Utara menurut Komoditi SITC 1 Dijiit, 1997 - 2001 <i>Balance Of Trade Of Sumatera Utara by 1 Digit SITC Commodity, 1997 - 2001</i>	52 - 53
Tabel <i>Table</i>	19.	Neraca Perdagangan Sumatera Utara menurut Benua , 1997 - 2001 <i>Balance Of Trade of Sumatera Utara by Continent , 1997 - 2001</i>	54 - 55
Tabel <i>Table</i>	20.	Ekspor dan Impor Sumatera Utara menurut Komoditi HS dan SITC, 2001 <i>Export and Import of Sumatera Utara by HS and SITC Commodity, 2001</i>	56 - 142
Tabel <i>Table</i>	21.	Ekspor dan Impor Sumatera Utara menurut Komoditi SITC dan Negara, 2001 <i>Export and Import of Sumatera Utara by Country and SITC Commodity, 2001</i>	143 - 234
Tabel <i>Table</i>	22.	Ekspor dan Impor Sumatera Utara menurut Negara dan Komoditi SITC, 2001 <i>Export and Import of Sumatera Utara by Country and SITC Commodity, 2001</i>	235 - 328



## PENJELASAN

### 1. Pendahuluan

Penyajian Statistik Ekspor dan Impor tahun 2001 ini berisi tabel-tabel ekspor dan impor menurut pelabuhan ekspor dan impor, komoditi HS (Harmonized System) dan SITC (Standard International Trade Classification), serta negara tujuan dan asal.

### 2. Cakupan Wilayah

Daerah pencatatan statistik dalam publikasi ini meliputi seluruh pelabuhan ekspor dan impor di wilayah Sumatera Utara.

### 3. Sumber Data

Data ekspor dan impor dikumpulkan berdasarkan dokumen Pemberitahuan Ekspor Barang (PEB) dan Pemberitahuan Impor Barang (PIB), yang diisi oleh eksportir dan importir serta telah diberikan ijin muat dan bongkar oleh Bea dan Cukai yang selanjutnya dikirim ke Badan Pusat Statistik (BPS).

### 4. Sistem Perdagangan

Pencatatan statistik ekspor menggunakan sistem perdagangan umum (*general trade*), sedangkan untuk statistik impor menggunakan sistem perdagangan khusus (*special trade*).

Dalam sistem perdagangan umum kawasan berikat seperti Batam dianggap sebagai wilayah dalam negeri, tetapi dalam sistem perdagangan khusus, kawasan berikat dianggap sebagai wilayah luar negeri.

### 5. Ruang Lingkup Ekspor

Pencatatan statistik ekspor meliputi seluruh barang yang keluar melalui pelabuhan ekspor yang ada di wilayah

## EXPLANATORY NOTES

### 1. Introduction

*The 2001 Export and Import Statistics presented here consist of export and import tables by port of exportation and importation, HS (Harmonised System) and SITC (Standard International Trade Classification) commodity, and country of destination and origin.*

### 2. Coverage

*The coverage of this publication includes the entire port of exportation and importation located in Sumatera Utara region.*

### 3. Source Of Documents

*The compilation of the export and import statistics are based on Export and Import Declaration so called PEB and PIB which are filled out by the exporters/importers, and approved by the Customs and Excises officers. Then the documents are sent directly to BPS-Jakarta.*

### 4. Trade System

*In recording of export statistics, the BPS applies the general trade system, while for import statistics, the special trade system is applied.*

*In the general trade system, bounded zone such as Batam is treated as domestic area, while in the special trade system, bounded zone is treated as foreign area.*

### 5. Coverage Of Export

*Recording of export statistics cover all goods that leave port of exportation in Sumatera Utara region and were sent*

Sumatera Utara ke luar negeri, baik yang bersifat komersial maupun bukan komersial seperti bantuan barang kredit lunak, hadiah dan sebagainya.

Ekspor kapal laut dan pesawat udara termasuk dalam statistik ekspor, sedangkan ekspor bunker minyak untuk kapal tidak dicatat dalam publikasi ini.

Barang-barang hasil Sumatera Utara yang dikirim ke luar negeri untuk diolah di luar negeri tetap dicatat sebagai ekspor, meskipun hasil olahan barang tersebut akan kembali ke wilayah Sumatera Utara.

Barang-barang di bawah ini tidak termasuk dalam statistik ekspor :

- a. Pakaian dan barang-barang perhiasan penumpang.
- b. Barang-barang yang dikirim untuk perwakilan Indonesia di luar negeri.
- c. Barang-barang untuk ekspedisi dan ekshibisi/pameran.
- d. Pembungkus/peti kemas untuk diisi di luar negeri.
- e. Uang dan surat-surat berharga.
- f. Barang-barang contoh.
- g. Barang-barang yang dikirim ke luar negeri untuk diperbaiki.

## 6. Ruang Lingkup Impor

Pencatatan statistik impor meliputi seluruh barang-barang yang masuk melalui pelabuhan impor yang ada di wilayah Sumatera Utara dari luar negeri, baik yang bersifat komersial maupun bukan komersial seperti hadiah dan sebagainya.

Sebagian impor kapal laut dan pesawat udara beserta suku cadangnya termasuk dalam statistik impor.

Barang-barang luar negeri yang diolah atau diperbaiki di Sumatera Utara tetap

*abroad, both commercial as well as non-commercial goods, such as goods with soft loans, grants/gifts, etc.*

*Exports of ships and aeroplanes are included in export statistics, while export of oil bunkers for ships is excluded.*

*Product goods of Sumatera Utara which are sent abroad to be processed, are still recorded as exported goods, although this after processed goods will be returned back to Sumatera Utara through importation procedure.*

*Goods listed below are excluded from export statistics :*

- a. *Clothes and jewellery possessed by passengers.*
- b. *Goods sent abroad for Indonesian representatives.*
- c. *Goods for expeditions and exhibitions/shows.*
- d. *Packing material/containers to be used abroad.*
- e. *Money and bonds.*
- f. *Sample goods.*
- g. *Goods sent abroad to be repaired.*

## 6. Coverage Of Import

*The recording system of import statistics includes all goods from abroad entering port of Importation in Sumatera Utara region, both commercial as well as non-commercial goods, such as grants/gifts, etc.*

*Almost all imports of ships and aeroplanes as well as its spare part are included in import statistics.*

*Goods from abroad to be processed or fixed in Sumatera Utara still be recorded*

dicatat sebagai barang impor, meskipun setelah barang tersebut selesai diproses akan kembali ke luar negeri (re-ekspor).

Barang-barang di bawah ini tidak termasuk di dalam statistik impor :

- a. Pakaian dan barang-barang perhiasan penumpang.
- b. Barang-barang penumpang untuk dipakai sendiri kecuali lemari es, pesawat TV, dan sebagainya.
- c. Barang-barang yang diimpor untuk keperluan perwakilan (kedutaan) suatu negara.
- d. Barang-barang untuk keperluan ekspedisi dan ekshibisi/pameran.
- e. Sebagian barang-barang yang langsung diimpor oleh angkatan bersenjata.
- f. Pembungkus/peti kemas untuk diisi kembali.
- g. Uang dan surat-surat berharga.
- h. Barang-barang contoh.

## 7. Sistem Pengolahan

Data dalam publikasi ini mencakup dokumen-dokumen ekspor dan impor tahun 2001 yang diterima Badan Pusat Statistik sejak awal Januari 2001 sampai 31 Januari 2002.

Sistem pengolahan menggunakan sistem "carry over". Dengan metode ini dokumen-dokumen dari daerah ditunggu selama satu bulan setelah bulan berjalan. Dokumen yang datang terlambat akan dimasukkan dalam bulan pengolahan berikutnya. Metode "carry over" ini sangat membantu mempercepat pengolahan data. Di samping itu telah diteliti bahwa metode ini tidak begitu berpengaruh terhadap ekspor dan impor bulanan yang disebabkan "carry over" bulan-bulan berikutnya.

*fixed in Sumatera Utara, still be recorded as import although they will be returned abroad after the process is finished (re-export).*

*Goods listed below are excluded from import statistics:*

- a. *Clothes and jewellery possessed by passengers.*
- b. *Goods of passengers to be personally used, with the exception to refrigerators, televisions, etc.*
- c. *Goods to be imported for representative use of certain country.*
- d. *Goods for expeditions and exhibitions/shows.*
- e. *Several goods to be imported directly by army.*
- f. *Packing material/containers to be used later for import activity.*
- g. *Money and bonds.*
- h. *Sample goods.*

## 7. Processing System

*The data in this publication cover 2001 exports and imports documents received by BPS since the beginning of January 2001 until January 31<sup>st</sup>, 2002.*

*The processing system applied the carry-over system. This means that all documents resulted from transaction month will be recorded right in the next month so-called processing month. However, if supposed that the documents are not received in that month, they will be carried over to the following month and so called "Carry over documents". This is done so in order to speed up the process and presentation of the export and import statistics moreover, it is found that the "Carry-over" system does not introduce a bias result significantly.*

## 8. Klasifikasi Komoditi

Penggolongan barang di dalam publikasi ini menggunakan Klasifikasi Tarif Indonesia 1989 yang didasarkan atas Harmonized System (HS) yang sudah diperbarui tahun 1991, 1993, 1994, 1995, dan terakhir tahun 1996. Versi yang terakhir ini mengalami perubahan yang relatif besar dibanding sistem pengkodean tahun sebelumnya. Disamping menggunakan HS sebagai klasifikasi jenis barang, juga digunakan Standard International Trade Classification (SITC) yang dipergunakan secara meluas oleh banyak negara di dunia.

## 9. Periode Referensi

Periode penentuan ekspor adalah tanggal diberikannya izin muat barang tersebut oleh pejabat Bea dan Cukai setelah diadakan pemeriksaan seperlunya.

Periode penentuan impor adalah tanggal penyelesaian dokumen oleh pejabat Bea dan Cukai yang terdapat dalam dokumen impor.

## 10. Nilai Barang

Nilai barang yang dicatat untuk statistik ekspor adalah nilai FOB (US\$), dan nilai CIF (US\$), untuk statistik impor yang dicatat oleh Bea dan Cukai sebagai dasar perhitungan bea masuk.

Untuk periode 2001 rata-rata kurs nilai valuta 1 US\$ adalah Rp. 7 751,- (dari rata-rata tertimbang transaksi ekspor bulanan).

## 11. Satuan Barang

Statistik ekspor dan impor disajikan dalam berat bersih (Kg).

## 8. Commodity Classification

*Commodity classification is referred to the "1989 Indonesian Tariff Classification" that applies Harmonised System codes. Since 1989 the system has been updated five times which were in 1991, 1993, 1994, 1995, and 1996. However in the last updated-version there exists a big change as compare to the previous versions. Besides applying the HS, the SITC (Standard International Trade Classification) is also applied, which is broadly used by almost all country in the world.*

## 9. Reference Period

*The period for export determination is the date of issuance of the goods loading permit by the Customs and Excises officers, after the necessary examination has been conducted.*

*Date determination for import is the date of settlement/completion by custom and excises officers as stated in the import documents.*

## 10. Commodity Value

*The value systems for both exports and imports are based FOB (Free On Board) and CIF (Cost Insurance and Freight) values respectively. The latter is record by the Customs and Excises for import duty purposes.*

*The exchange rate used is just the weight average of monthly transaction during 2001. The rate is Rp. 10.266,- per US \$ 1.00*

## 11. Commodity Unit

*Exports and imports statistics are presented in net weight (kg).*

## **12. Negara Tujuan**

Yang dimaksud dengan negara tujuan adalah negara dimana barang tersebut akan dikonsumsi/diperdagangkan.

## **13. Negara Asal**

Negara asal adalah negara dimana barang-barang tersebut dihasilkan setelah diperiksa oleh pejabat Bea dan Cukai sesuai dengan peraturan yang berlaku.

## **14. Pelabuhan Ekspor**

Yang dimaksud dengan pelabuhan ekspor adalah pelabuhan dimana surat izin muat tersebut dikeluarkan.

## **15. Pelabuhan Impor**

Pelabuhan impor adalah pelabuhan di mana barang tersebut dibongkar.

## **16. Singkatan**

Deskripsi yang lazim disingkat antara lain adalah :

nec : not elsewhere classified  
nes : not elsewhere stated  
ncak : not classified according to a kind

## **12. Country Of Destination**

*Country of destination is the country stated at the time of dispatch to be the final country where goods to be delivered.*

## **13. Country Of Origin**

*Country of origin is the country in which goods have been produced after being verified by the Customs and Excises officers, pursuant to the prevailing regulations.*

## **14. Port Of Exportation**

*Port of exportation is the port where the loading permit is issued.*

## **15. Port Of Importation**

*Port of importation is the port where goods are unloaded.*

## **16. Abbreviation**

*Description that usually abbreviated are :*

*nec : not elsewhere classified  
nes : not elsewhere stated  
ncak : not classified according to a kind*

## RINGKASAN

### Ekspor Dan Impor Sumatera Utara

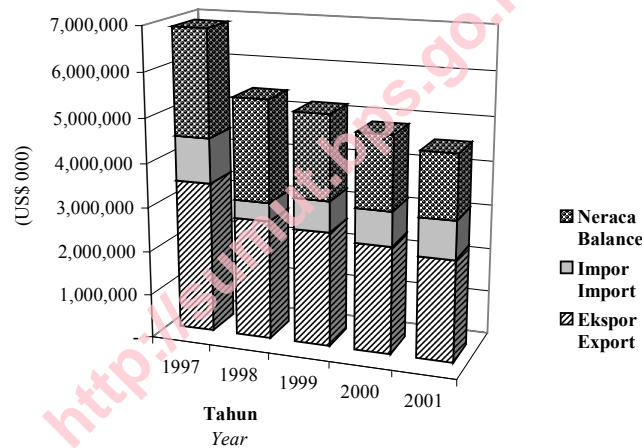
Pada tahun 2001, ekspor Sumatera Utara yang bernilai 2.3 milyar US\$, mengalami pertumbuhan negatif sebesar -5.86 persen. Sebaliknya, impor Sumatera Utara pada tahun yang sama, mengalami pertumbuhan positif yaitu 11.02 persen, namun hanya mencapai 860.8 juta US\$. Sama halnya dengan ekspor, neraca perdagangan luar negeri Sumatera Utara yang sebesar 1.4 milyar US\$, juga mengalami pertumbuhan negatif -13.74 persen.

## SUMMARY

### Export And Import Of Sumatera Utara

In 2001 export of Sumatera Utara which valued US \$ 2.3 billion had -5.86 percent negative growth. In contrary, in the same year, import of Sumatera Utara had 11.02 percent positive growth, but reach US\$ 860.8 million only. Same as export, US\$ 1.4 billion trade balance of Sumatera Utara also had -13.74 percent negative growth.

Gambar 1. Perdagangan Luar Negeri Sumatera Utara  
Figure 1. Foreign Trade of Sumatera Utara



### Ekspor Menurut Sektor

Pada tahun 2001, ekspor Sumatera Utara mengalami pertumbuhan negatif pada sektor Industri (-13.46 persen), dan sektor Pertambangan dan penggalian (-35.79 persen), sedangkan sektor yang mengalami pertumbuhan positif adalah sektor Pertanian sebesar (20,79 persen), dan Lainnya (8.91 persen)

Sebagian besar ekspor Sumatera Utara pada tahun 2001, didominasi oleh ekspor sektor Industri, sebesar 70.51 persen dari total ekspor Sumatera Utara. Ekspor sektor Pertanian mengambil porsi 29.02 persen, ekspor sektor Pertambangan dan Penggalian 0.46 persen, sedangkan ekspor sektor minyak dan gas bumi tidak memiliki peran sama sekali.

### Export By Sector

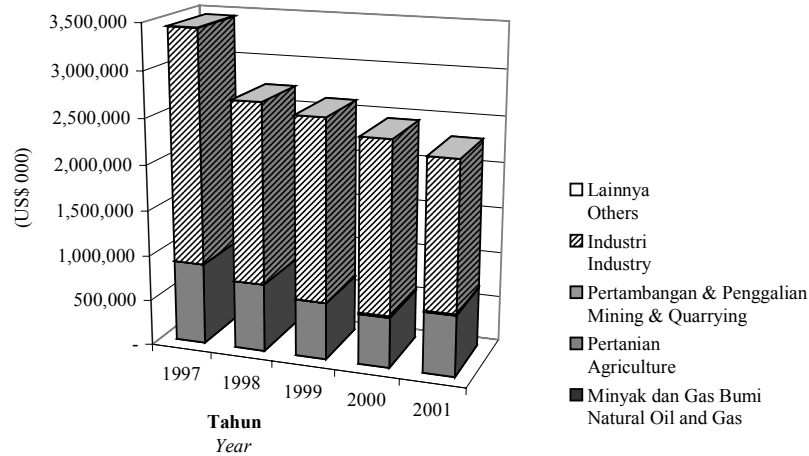
In 2001, export of Sumatera Utara suffered negative growth in Industry (-13.46 percent), Mining And Quarrying sector (-35.79 percent), meanwhile the sector that had positive growth were Agriculture sector (20.79 percent), and Others sector (8.91 percent).

Most of export of Sumatera Utara in 2001, was dominated by Industry sector or 70.51 percent in export total. Export of Agriculture sector took 29.02 percent, export of Mining and Quarrying sector 0.46 percent, while export of Natural Oil and Gas almost had no share in export total.



**Gambar 2. Ekspor Sumatera Utara menurut Sektor**

*Figure 2. Exports of Sumatera Utara by Sector*



**Ekspor Menurut Benua Tujuan**

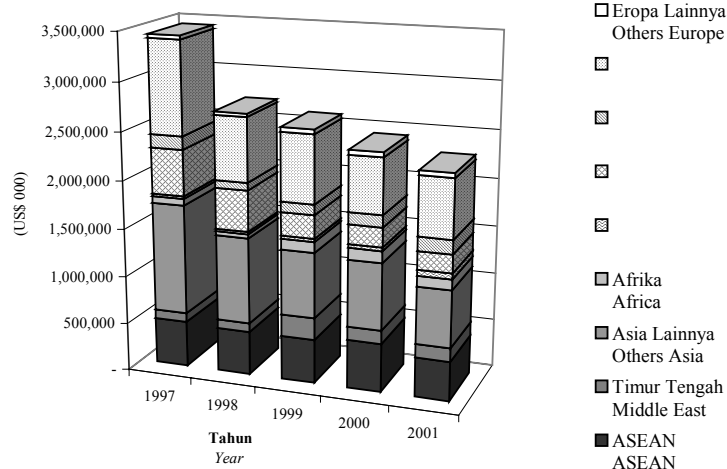
Ekspor ke benua tujuan pada tahun 2001, umumnya mengalami pertumbuhan yang negatif kecuali ekspor ke Timur Tengah yang memiliki pertumbuhan positif sebesar 0.39 persen), ke Oseania (66.86 persen), Amerika Latin (16.68 persen) dan ke Uni Eropa (6.15 persen). Ekspor ke ASEAN memiliki pertumbuhan negatif terbesar yaitu -18.71 persen. Ekspor ke benua tujuan lainnya yang mengalami pertumbuhan negatif adalah ke Asia Lainnya (-14.97 persen), ke Afrika (-10.81 persen), ke Amerika Utara (-6.29 persen), dan ke Eropa Lainnya (-0.77 persen).

**Export By Continent Of Destination**

*Export to continent of destination in 2001 suffered negative growth generally, except export to Middle East which had 0.39 percent, Oceania had 66.86 percent, Latin America had 16.68 percent, and European Union 6.15 percent negative growth. Export to ASEAN had the most -18.71 negative one. Export to other continent of destination that suffered negative growth were export to Others Asia (-14.97 percent), Africa (-10.81 percent), North America (-6.29 percent), and Others Europe (-0.77 percent).*

**Gambar 3. Ekspor Sumatera Utara menurut Benua Tujuan**

*Figure 3. Exports of Sumatera Utara by Continent of Destination*

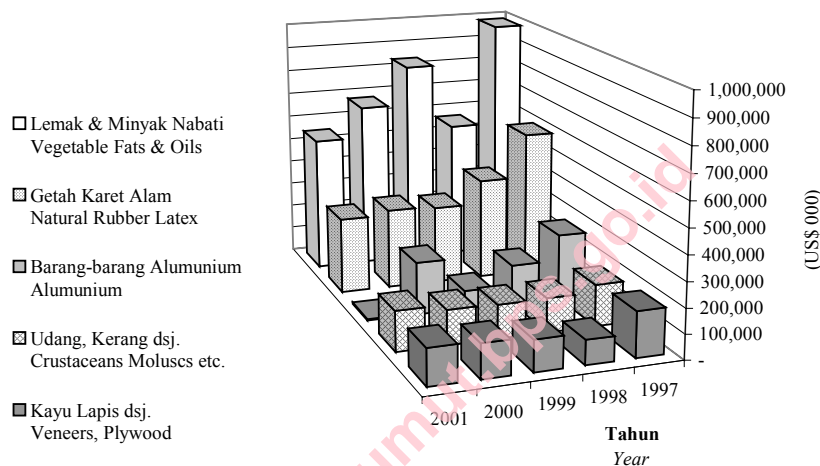


Sebanyak 26.33 persen ekspor Sumatera Utara adalah ekspor ke Uni Eropa. Ekspor Asia Lainnya (25.62 persen). Ekspor ke ASEAN ada sebanyak 17.84 persen, Amerika Utara 8.16 persen, Timur Tengah 6.15 persen, Afrika 4.76 persen, Amerika Latin 6.27 persen, Eropa Lainnya 2.19 persen, dan Oseania 2.69 persen.

*For the amount of 26.33 percent of export of Sumatera Utara was export to other European Union. Export to Others Asia (25.62 persen). Export to ASEAN was 17.84 percent, North America 8.16 percent, Middle East 6.15 persen, Africa 4.76 persen, Latin Amerika 6.27 persen, others Europe 2.19 percent, and Oceania 2.69 percent.*

**Gambar 4. Ekspor Sumatera Utara menurut Komoditi Utama**

*Figure 4. Exports of Sumatera Utara by Main Commodity*



### Ekspor Menurut Komoditi Utama

Komoditi utama ekspor Sumatera Utara yang mengalami peningkatan pada tahun 2001 antara lain adalah Buah-buahan segar, atau dikeringkan (SITC 057, naik 240.50 persen), Barang dan perlengkapan pakaian bukan tekstil (SITC 848, naik 22.24 persen), Kayu lapis dsj (SITC 634, naik 6.29 persen), Udang Kerang sejenisnya segar atau dingin (SITC 036, naik 17.25 persen), Tembakau (SITC 122, naik 35.90 persen), sedangkan komoditi yang mengalami penurunan antara lain adalah Lemak & Minyak Nabati (SITC 422, turun -18.93 persen), Kayu Olahan (SITC 635, turun -8.57 persen), Kopi (SITC 071, turun -13.76 persen), Minyak & Lemak Nabati dan Hewani (SITC 431, turun -31.63 persen), Getah karet alam (SITC 231, turun -5.35 persen).

### Export By Main Commodity

*The main commodity of export of Sumatera Utara which had positive growth in 2001 were Fruit And Nut, fresh Or Dried (SITC 057, grew 240.50 percent), Articles Of Apparel & Clothing Of Non Textile Fabric (SITC 848, grew 22.24 percent), Veneers, plywood (SITC 634, grew 6.29 percent), Crustaceans Moluscs And Aquatic Invertebrates (SITC 036, grew 17.25 percent), Tobacco, manufactured (SITC 122, grew 35.90 percent), and meanwhile the commodities that had negative growth were Fixed Vegetable Fats and Oils (SITC 422, decrease -18.93 percent), Manufactured Wood (SITC 635, decrease -8.57 percent), Coffee (SITC 071, decrease -13.76 percent), Animal and Vegetable Oil and Fat (SITC 431, decrease -31.63 percent), Natural Rubber Latex; natural Rubber And Similar Natural Gums (SITC 231, decrease -5.35 percent).*

Hampir separuh (23.87 persen) ekspor Sumatera Utara tahun 2001 merupakan ekspor

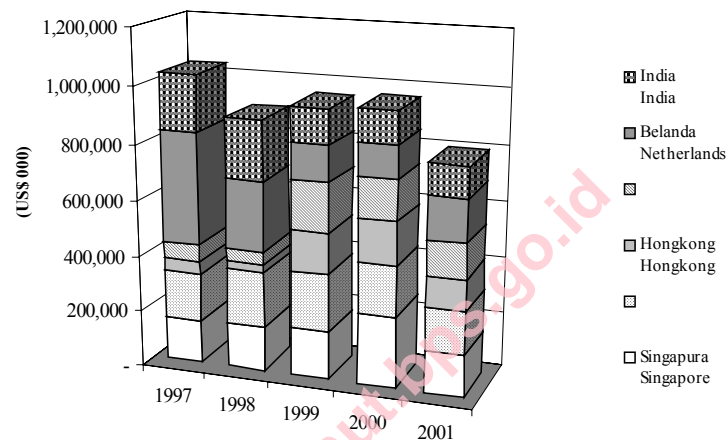
*Almost all (23.87 percent) export of Sumatera Utara in 2001 was export of Fixed Vegetable*



Lemak dan Minyak Nabati (SITC 422), 13.36 persen ekspor Getah Karet Alam (SITC 231), 6.95 persen ekspor Udang Kerang sejenisnya segar atau dingin, 6.31 persen ekspor kayu lapis dsj, 5.82 persen ekspor Buah-buahan segar atau dikeringkan. selebihnya masing-masing mengambil porsi kurang dari 5 persen.

*Oils and Fats (SITC 422), 13.36 percent export of Natural Rubber (SITC 231), 6.95 percent export of Crustaceans Molluscs and Aquatic Invertebrates (SITC 036), 6.31 percent export of Veneers, plywood (SITC 634), 5.82 percent export of Fruit And Nut, fresh Or Dried (SITC 057), the rest took only less than 5 percent each.*

**Gambar 5. Ekspor Sumatera Utara menurut Negara Tujuan Utama**  
*Figure 5. Exports of Sumatera Utara by Main Country of Destination*



### **Ekspor Menurut Negara Tujuan Utama**

Negara tujuan utama ekspor Sumatera utara tahun 2001 yang mengalami peningkatan ekspor antara lain adalah Belanda (27.42 persen), Jerman (26.16 persen), Taiwan (45.13 persen), Inggris (37.17 persen), Mexico (37.71 persen), sedangkan negara tujuan yang mengalami penurunan ekspor antara lain adalah Malaysia (-14.11 persen), Singapura (-41.28 persen), Kanada (-14.03 persen), Hongkong (-27.89 persen), India (-3.33 persen).

Sebanyak 6.69 persen ekspor Sumatera Utara tahun 2001 adalah ekspor ke Malaysia, Belanda (6.56 persen), Singapura (6.54 persen), dan ke Kanada (5.38 persen). Ekspor ke negara selebihnya masing-masing hanya kurang dari 5 persen.

### **Export By Main Country Of Destination**

*The main country of destination of export of Sumatera utara in 2001 that had positive export growth were Belanda (27.42 percent), Germany (26.16 percent), Taiwan (45.13 percent), United Kingdom (37.17 percent), Mexico (37.71 percent). while the country of destination that had negative growth were Malaysia (-14.11 percent), Singapore (-41.28 percent), Canada (-14.03 percent), Hongkong (-27.89 percent), India (-3.33 percent), and India (-3.33 percent).*

*The amount of 6.69 percent of export of Sumatera Utara in 2001 was export to Malaysia, the rest were export to Singapore (6.54 percent), and Canada (5.38 percent), and Export to other country had less than 5 percent*

each only.

### Ekspor Menurut Pelabuhan

Pada tahun 2001, ekspor melalui pelabuhan besar seperti Belawan, mengalami penurunan – 3.37 persen. Demikian pula halnya dengan ekspor melalui Pangkalan Susu, Pangkalan Brandan, Tanjung Pura, Leidong, Labuhan Bilik, Polonia dan Kuala Tanjung yang masing-masing mengalami penurunan sebesar -91.59 persen, -100.00 persen, -92.24 persen, -100.00 persen, -80.90 persen, -50.22 persen, -28.00 persen dan -18.09 persen. Sebaliknya, ekspor melalui Tanjung Balai Asahan, Sibolga, dan Teluk Dalam, mengalami peningkatan masing-masing 24.77 persen, 21.87 persen, dan 7 300 persen.

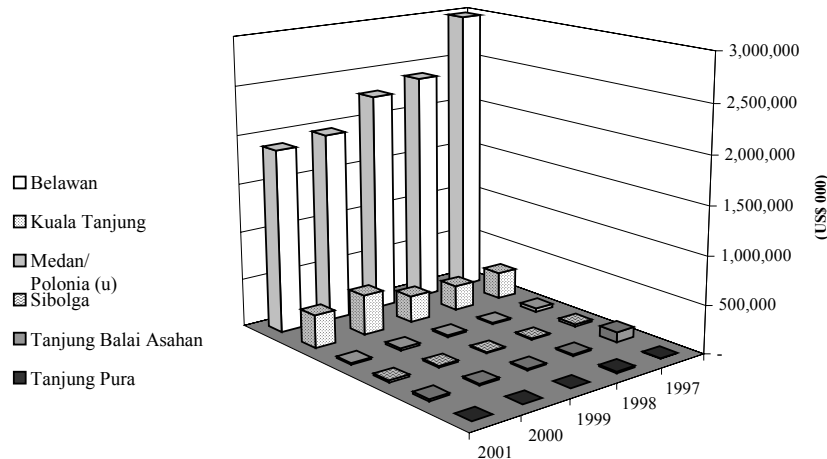
Sebagian besar ekspor Sumatera Utara tahun 2001 masih dikirim melalui Belawan (82.65 persen). Selebihnya dikirim melalui Kuala Tanjung (14.85 persen), Polonia (0.71 persen), Sibolga (0.87 persen), Tanjung Balai Asahan (0.85 persen), Sei Brombang (0.05 persen), dan Tanjung Pura (0.01 persen).

### Export By Port

In 2001, export via huge port like Belawan, endure -3.37 percent decreasing. The same thing happened to export via Pangkalan Susu, Pangkalan Brandan, Tanjung Pura, Leidong, Labuhan Bilik, Polonia dan Kuala Tanjung and Pulau Tello which decreased -91.59 percent, -100.00 percent, -92.24 percent, -100.00 percent, -80.90 percent, -50.22 percent, -28.00 percent, and -18.09 percent each. In reverse, export via Tanjung Balai Asahan, Sibolga, and Teluk Dalam, increased 24.77 percent, 21.87 percent, and 7 300 percent.

The largest part of export of Sumatera Utara in 2001 still loaded via Belawan (82.65 percent). The rest loaded via Kuala Tanjung (14.85 percent), Polonia (0.71 percent), Sibolga (0.87 percent), Tanjung Balai Asahan (0.85 percent), Sei Brombang (0.05 percent), Tanjung Pura (0.01 percent).

Gambar 6. Ekspor Sumatera Utara menurut Pelabuhan Utama  
Figure 6. Exports of Sumatera Utara by Main Port



### Impor Menurut Kelompok Barang Ekonomi

Pada tahun 2001, Impor Sumatera Utara mengalami pertumbuhan positif. Impor Barang Modal (naik 48.73 persen), Barang Konsumsi (7.15 persen), sedangkan impor Bahan Baku/Penolong (turun -2.65 persen).

Porsi terbesar impor Sumatera Utara tahun 2001 adalah impor Bahan Baku Penolong (39.42 persen). Impor Barang Konsumsi masih cukup besar yaitu 34,04 persen. Sisanya adalah impor Barang Modal sebesar 26.64 persen.

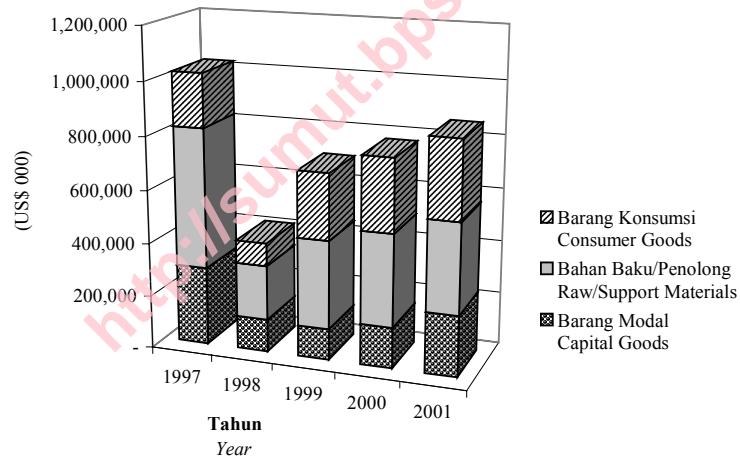
### Import By Economic Goods Group

*In 2001, Import of Sumatera Utara suffered positive growth Import of Capital Goods (grew 48.73 percent), Consumer Goods (7.15 percent), while import Raw Material and auxiliary goods (-2.65 persen).*

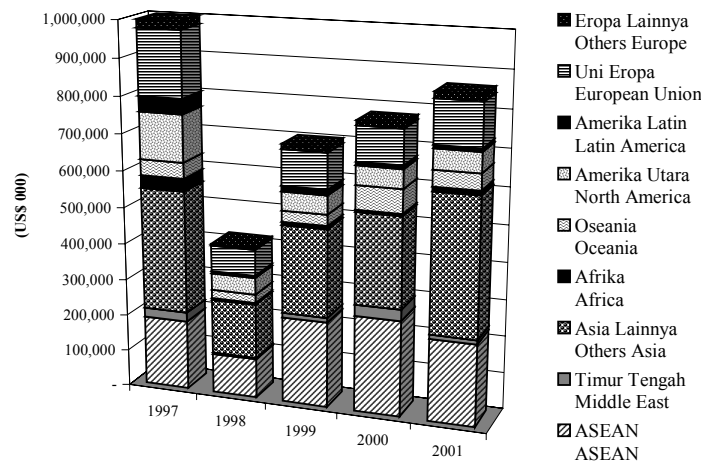
*The biggest portion of import of Sumatera Utara in 2001 was import of Raw Material (39.42 percent). Import of Consumption Goods still had 34.04 percent big portion. The rest was import of Capital Goods that took 26.64 percent of import total.*

**Gambar7. Impor Sumatera Utara menurut Kelompok Barang Ekonomi**

*Figure 7. Imports of Sumatera Utara by Economic Good Group*



**Gambar 8. Impor Sumatera Utara menurut Benua Asal**  
*Figure 8. Imports of Sumatera Utara by Continent of Origin*



### Impor Menurut Benua Asal

Pada tahun 2001, impor dari negara asal umumnya mengalami pertumbuhan yang positif. Impor dari Afrika memiliki pertumbuhan yang terbesar yaitu 108.42 persen. Impor dari benua lainnya yang juga mengalami pertumbuhan positif adalah, Asia Lainnya (51.75 persen), Eropa Lainnya (37.47 persen), Uni Eropa (24.16 persen), dan Amerika Utara (5.70 persen), sedangkan impor dari negara asal yang mengalami pertumbuhan negatif adalah ASEAN (-14.59 persen), Timur Tengah (-62.84 persen), Oseania (-32.37 persen), dan Amerika Latin (-8.74 persen)

Sebanyak 43.54 persen impor Sumatera Utara tahun 2001 berasal dari negara Asia Lainnya, dan impor dari negara-negara ASEAN yang mengambil porsi sebesar 25.91 persen. Selebihnya, berasal dari Uni Eropa (13.52 persen), Amerika Utara (6.28 persen), Oseania (5.06 persen), Eropa lainnya (1.97 persen), Afrika (1.42 persen). Timur Tengah (1.32 persen), dan yang paling kecil Amerika Latin (0.98 persen).

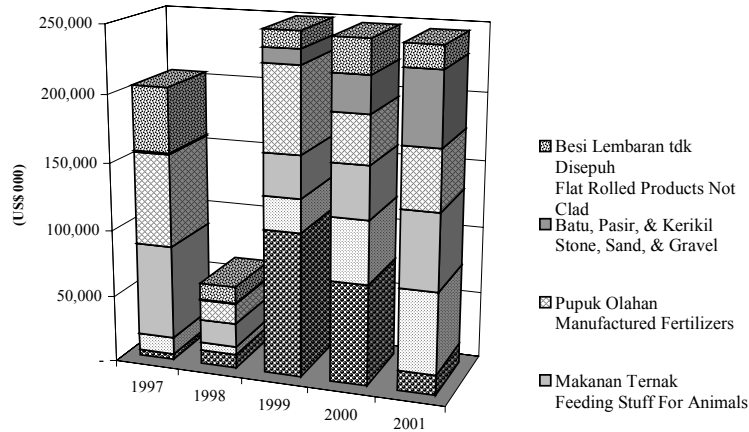
### Import By Continent Of Origin

*In 2001, import continent of origin suffered positive growth. Import from Africa had the most 108.42 percent positive growth. Import from other continents, which also suffered positive growth were, Others Asia (51.75 percent), Others Europe (37.47 percent), European Union (24.16 percent), North America (83.87 percent), while import to other continent of origin that suffered negative growth were import from ASEAN (-14.59 percent), Middle East (-62.84 percent), Oceania (-32.37 percent), and Latin America (-8.74 percent).*

*For the amount of 43.54 percent import of Sumatera Utara in 2001 came from countries of Others Asia, and almost the same as import from other ASEAN countries which took 25.91 percent portion. The rest, came from European Union (13.52 percent), North America (6.28 percent), Oceania (5.06 percent), other Europe (1.97 percent), Africa (1.42 percent), Middle East (1.32 percent), and the smallest Latin America (0.98 percent).*

**Gambar 9. Impor Sumatera Utara menurut Komoditi Utama**

*Figure 9. Imports of Sumatera Utara by Main Commodity*



### Impor Menurut Komoditi Utama

Hampir semua komoditi utama impor Sumatera Utara mengalami peningkatan pada tahun 2001 antara lain Alat Optis dan perlengkapannya (SITC 871, naik 201 kali lipat), Alat pengangkutan laut (SITC 793, naik hampir 11 kali lipat), Gula Tetes dan Madu (SITC 061, naik 29.55 persen), Makanan Ternak (SITC 081, naik 46.27 persen), Batu Pasir dan Kerikil (SITC 273, naik 100.53 persen), Pupuk buatan pabrik (SITC 562, naik 24.60 persen), Bahan mineral lainnya (SITC 278, naik 133.15 persen), Mesin unt. Industri pengolahan (SITC 727, naik 125.86 persen), sedangkan komoditi yang mengalami penurunan antara lain adalah Besi Lembaran Tidak Disepuh (SITC 673, turun -34.12 persen), Mesin lainnya unt. Industri tertentu (SITC 728, turun -1.51 persen).

Sebanyak 8.65 persen impor Sumatera Utara tahun 2001 merupakan impor Alat Optis dan perlengkapannya (SITC 871), 8.01 persen Alat pengangkutan laut (SITC 793), 7.04 persen Gula Tetes dan Madu (SITC 061), 6.58 persen, Makanan Ternak (SITC 081), 6.18 persen, Batu Pasir dan Kerikil (SITC 273), 5.14 persen, Pupuk buatan pabrik (SITC 562), selebihnya masing-masing hanya mengambil porsi kurang dari 5 persen.

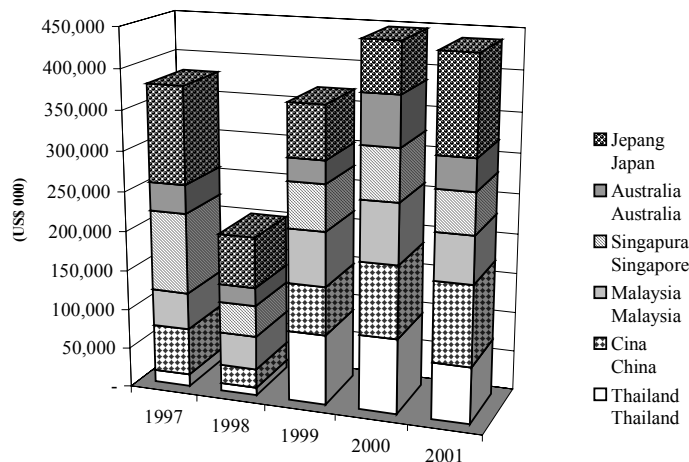
### Import By Main Commodity

*Almost all main commodities of import of Sumatera Utara had positive growth in 2001 that were Optical Instrument And Apparatus (SITC 871, grew 201 times), Ships,boats And Floating Structures (SITC 793 grew 11 times), Sugar,molasses And Honey (SITC 061, grew 29.55 percent), Feeding Stuff For Animals (SITC 081, grew 46.27 percent), Stone,sand And Gravel (SITC 273, grew 100.53 percent Fertilizers,manufactured (SITC 562, grew 24.60 percent), Other Crude Minerals (SITC 278, grew 133.15 persen), Food-processing Machines And Parts Thereof,n.e.s (SITC 727, grew 125.86 percent), while the commodities that had negative growth were Flat Rolled Products Not Clad (SITC 673, decrease -34.12 percent), Specialized For Particular Industry (SITC 728, decrease -1.51 percent).*

*For the amount of 8.65 percent of import of Sumatera Utara in 2001 was import of Optical Instrument And Apparatus (SITC 871), 8.01 percent was import of Ships,boats And Floating Structures (SITC 793), 7.04 percent was import of Sugar,molasses And Honey (SITC 061), 6.58 percent import of Feeding Stuff For Animals (SITC 081), 6.18 percent import of Stone,sand And Gravel (SITC 273), 5.14 percent import of Fertilizers,manufactured (SITC 562), the rest took each less than 5 percent only.*

**Gambar 10. Impor Sumatera Utara menurut Negara Asal Utama**

*Figure 10. Imports of Sumatera Utara by Main Country of Origin*



### Impor Menurut Negara Asal Utama

Seperti halnya impor menurut komoditi utama, sebagian besar negara asal utama impor Sumatera Utara tahun 2001 juga mengalami peningkatan impor antara lain adalah Jepang (naik 94.36 persen), Cina (naik 10.68 persen), Taiwan (naik 89.12 persen), India (naik 357.66 persen), Amerika Serikat (naik 0.98 persen), dan Vietnam (naik 81.91 persen), sedangkan negara asal yang mengalami penurunan impor salah satunya adalah Thailand (-24.81 persen), Malaysia (-22.22 persen) dan Singapura (-21.18 persen),

Sebanyak 13.83 persen impor Sumatera Utara tahun 2001 adalah impor dari Jepang, sisanya, yang memiliki porsi di atas 5 persen, adalah impor dari Cina (11.64 persen), Taiwan (8.81 persen), Thailand (8.24 persen), Malaysia (6.80 persen), Singapura (5.91 persen), India (5.89 persen), dan Amerika Serikat ( 5.42 persen), Impor dari negara lain selebihnya hanya kurang dari 5 persen.

### Import By Main Country Of Origin

*Like import by main commodity, most main country of origin of import of Sumatera Utara in 2001 also had positive import growth, such as Japan (94.36 percent), China (10.68 percent), Taiwan (89.12 percent), India (357.66 percent), United States (0.98 percent), and Vietnam (81.91 percent), while one of the main country of origin that had negative import growth was Thailand (-24.81 percent), Malaysia (-22.22 percent), and Singapura (-21.18 percent).*

*For the amount of 13.83 percent of import of Sumatera Utara in 2001 was import from Japan, the rest, which had more than 5 percent portion, were import from China (11.64 percent), Taiwan (8.81 percent), Thailand (8.24 percent), Malaysia (6.80 percent), Singapura (5.91 percent), India (5.89 percent), and United States (5.42 percent), Import from other country of origin had less than 5 percent share only.*



## Impor Menurut Pelabuhan

Berbeda dengan ekspor, impor Sumatera Utara tahun 2001, melalui pelabuhan besar seperti Belawan, mengalami peningkatan 2.31 persen. Demikian pula halnya dengan impor melalui Pangkalan Susu yang mengalami peningkatan sebesar 10 kali lipat. Sebaliknya, impor melalui Pangkalan Brandan, Tanjung Pura, Tanjung Balai Asahan, Rantau Panjang, Bandar Khalifah, Sibolga, Pulau Tello, Polonia dan Kuala Tanjung mengalami penurunan masing-masing -100.00 persen, -82.05 persen, -37.64 persen, -100.00 persen, -100.00 persen dan -97.97 persen, -46.77 persen dan -2.62 persen.

Sama halnya dengan ekspor, sebagian besar impor Sumatera Utara tahun 2001 masih dibongkar di Belawan (76.91 persen). Selebihnya dibongkar di Kuala Tanjung (11.83 persen), Pangkalan Susu (10.44 persen), Polonia (0.60 persen), Tanjung Balai Asahan (0.18 persen), Tanjung Pura (0.03 persen), dan Sibolga hanya 0.01 persen).

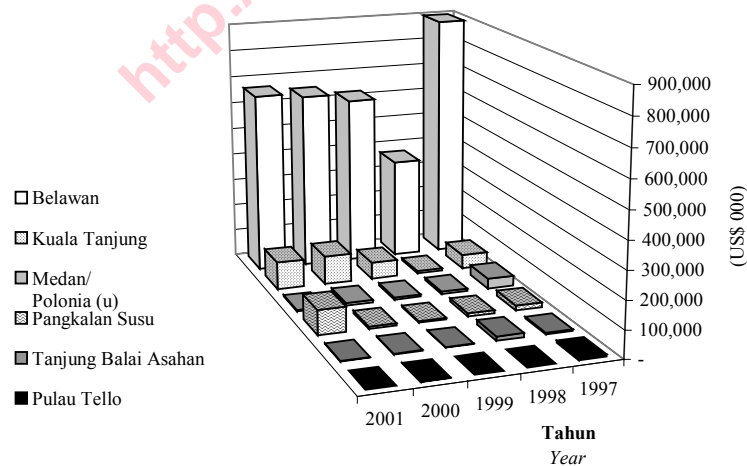
## Import By Port

*Differed from export, import of Sumatera Utara in 2001, via huge port like Belawan, increased 2.31 percent. Same thing happened to import via Pangkalan Susu which increased 10 times each. In the opposite, import via Pangkalan Brandan, Tanjung Pura, Tanjung Balai Asahan, Rantau Panjang, Bandar Khalifah, Sibolga, Pulau Tello, Polonia and Kuala Tanjung decreased -100.00 percent, -82.05 percent, -37.64 percent, -100.00 percent, -100.00 percent, -97.97 percent, -46.77 percent and -2.62 percent each.*

*Same as export, most import of Sumatera Utara in 2001 still unloaded in Belawan (76.91 percent). The remainder unloaded in Kuala Tanjung (11.83 percent), Pangkalan susu (10.44 percent), Polonia (0.60 percent), Tanjung Balai Asahan (0.18 percent), Tanjung Pura (0.03 percent), and Sibolga 0.01 percent only.*

**Gambar 11. Impor Sumatera Utara menurut Pelabuhan Utama**

*Figure 11. Imports of Sumatera Utara by Main Port*



Tabel 1. Perdagangan Luar Negeri Sumatera Utara, 1997-2001  
 Table Foreign Trade Of Sumatera Utara, 1997-2001

Tahun Year	Ekspor / Exports		Impor / Imports		Neraca Balances (000 US\$)
	Berat Bersih Net Weight (Ton)	Nilai FOB FOB Value (000 US\$)	Berat Bersih Net Weight (Ton)	Nilai CIF CIF Value (000 US\$)	
(1)	(2)	(3)	(4)	(5)	(6)
1997	4.886.759	3.443.555	2.139.307	1.024.559	2.418.996
1998	4.401.819	2.713.611	959.311	415.830	2.297.780
1999	5.150.993	2.606.216	2.601.042	699.577	1.906.639
2000	5.166.654	2.437.764	2.620.166	775.287	1.662.477
2001	5.492.341	2.294.796	2.830.242	860.758	1.434.038
Januari/January	187.863	98.053	315.320	96.739	1.314
Februari/February	268.498	130.252	259.621	72.711	57.541
Maret/March	416.878	182.144	246.647	52.022	130.122
April/April	444.631	159.623	175.870	44.846	114.777
Mei/May	586.077	221.438	276.631	76.006	145.432
Juni/June	143.476	68.610	194.661	56.730	11.880
Juli/July	736.192	265.774	191.060	60.446	205.328
Agustus/August	765.497	310.060	135.939	34.298	275.762
September/September	471.054	221.734	244.041	59.108	162.626
Oktober/October	674.178	288.305	312.190	115.063	173.242
November/November	247.413	139.188	215.989	58.220	80.968
Desember/December	550.584	209.615	262.273	134.569	75.046

Sumber : BPS Propinsi Sumatera Utara  
 Source : BPS - Statistics of Sumatera Utara Province



Tabel 2. Ekspor Sumatera Utara Menurut Sektor, 1997-2001  
 Table 2. Export Of Sumatera Utara By Sector, 1997-2001

Tahun Year	Berat Bersih / Net Weight (Ton)					Jumlah Total
	Minyak dan Gas Bumi Natural Oil and Gas	Pertanian Agriculture	Pertambangan & Penggalian Mining & Quarrying	Industri Industry	Lainnya Others	
(1)	(2)	(3)	(4)	(5)	(6)	(7)
1997	-	885.801	158.359	3.834.863	7.736	4.886.759
1998	1.802	1.088.026	8.119	3.303.859	13	4.401.819
1999	1	981.148	79.992	4.089.742	110	5.150.993
2000	-	824.352	41.624	4.300.556	123	5.166.654
2001	-	1.035.362	35.148	4.421.740	92	5.492.341
Januari/January	-	55.355	77	132.423	8	187.863
Februari/February	-	62.887	2.062	203.540	9	268.498
Maret/March	-	78.949	83	337.838	7	416.878
April/April	-	69.563	35	375.031	2	444.631
Mei/May	-	105.987	-	480.085	5	586.077
Juni/June	-	37.080	13	106.382	1	143.476
Juli/July	-	122.160	66	613.936	30	736.192
Agustus/August	-	145.571	8.625	611.302	-	765.497
September/September	-	95.512	1.051	374.490	1	471.054
Oktober/October	-	104.874	22.908	546.394	3	674.178
November/November	-	45.793	13	201.600	7	247.413
Desember/December	-	111.631	215	438.719	19	550.584

Sumber : BPS Propinsi Sumatera Utara  
 Source : BPS - Statistics of Sumatera Utara Province

Tabel 2. Lanjutan  
Table 2. Continued

Tahun Year	Nilai FOB / FOB Value (000 US\$)					Jumlah Total
	Minyak dan Gas Bumi Natural Oil and Gas	Pertanian Agriculture	Pertambangan & Penggalian Mining & Quarrying	Industri Industry	Lainnya Others	
(1)	(8)	(9)	(10)	(11)	(12)	(13)
1997	-	891.707	759	2.545.890	5.199	3.443.555
1998	144	746.359	198	1.966.896	12	2.713.611
1999	2	625.157	2.480	1.978.413	164	2.606.216
2000	-	551.295	16.559	1.869.809	101	2.437.764
2001	-	665.937	10.633	1.618.116	110	2.294.796
Januari/January	-	44.092	210	53.730	20	98.053
Februari/February	-	36.808	128	93.315	2	130.252
Maret/March	-	65.156	180	116.787	21	182.144
April/April	-	60.523	107	98.986	8	159.623
Mei/May	-	75.687	-	145.748	2	221.438
Juni/June	-	19.862	42	48.705	1	68.610
Juli/July	-	80.465	213	185.057	39	265.774
Agustus/August	-	83.397	220	226.443	-	310.060
September/September	-	56.387	192	165.148	7	221.734
Oktober/October	-	60.883	9.218	218.200	4	288.305
November/November	-	23.931	40	115.215	1	139.188
Desember/December	-	58.746	83	150.782	5	209.615

Sumber : BPS Propinsi Sumatera Utara

Source : BPS - Statistics of Sumatera Utara Province

Tabel 3. Ekspor Sumatera Utara Menurut Kelompok Barang Ekonomi, 1997-2001  
 Table Exports Of Sumatera Utara By Economic Goods Group, 1997-2001

Tahun Year	Berat Bersih / Net Weight (Ton)			Jumlah Total
	Barang Modal Capital Goods	Bahan Baku/Penolong Raw/Support Materials	Barang Konsumsi Consumer Goods	
(1)	(2)	(3)	(4)	(5)
1997	9.689	3.760.262	1.116.808	4.886.759
1998	12.549	3.092.409	1.296.862	4.401.819
1999	12.692	3.525.248	1.613.053	5.150.993
2000	13.321	3.581.386	1.571.948	5.166.654
2001	13.836	3.866.598	1.611.907	5.492.341
Januari/January	417	96.959	90.488	187.863
Februari/February	1.015	182.364	85.120	268.498
Maret/March	554	307.770	108.554	416.878
April/April	1.397	330.314	112.920	444.631
Mei/May	1.429	371.712	212.936	586.077
Juni/June	586	99.934	42.955	143.476
Juli/July	890	530.333	204.968	736.192
Agustus/August	2.645	550.294	212.559	765.497
September/September	1.605	335.111	134.338	471.054
Oktober/October	1.752	489.803	182.623	674.178
November/November	667	178.066	68.680	247.413
Desember/December	879	393.938	155.766	550.584

Sumber : BPS Propinsi Sumatera Utara  
 Source : BPS - Statistics of Sumatera Utara Province

Tabel 3. Lanjutan  
Table Continued

Tahun Year	Nilai FOB / FOB Value (000 US\$)				Jumlah Total
	Barang Modal Capital Goods	Bahan Baku/Penolong Raw/Support Materials	Barang Konsumsi Consumer Goods		
(1)	(6)	(7)	(8)	(9)	
1997	33.169	2.240.396	1.169.990	3.443.555	
1998	36.943	1.710.701	965.966	2.713.611	
1999	32.382	1.585.427	988.407	2.606.216	
2000	30.411	1.374.406	1.032.948	2.437.764	
2001	23.955	1.242.005	1.028.837	2.294.796	
Januari/January	831	32.522	64.700	98.053	
Februari/February	2.078	64.639	63.535	130.252	
Maret/March	1.223	97.139	83.782	182.144	
April/April	1.463	89.107	69.054	159.623	
Mei/May	2.004	116.493	102.940	221.438	
Juni/June	658	34.964	32.988	68.610	
Juli/July	1.255	152.800	111.719	265.774	
Agustus/August	3.395	172.116	134.550	310.060	
September/September	2.958	116.098	102.678	221.734	
Oktober/October	5.166	171.199	111.940	288.305	
November/November	1.459	68.672	69.057	139.188	
Desember/December	1.465	126.256	81.894	209.615	

Sumber : BPS Propinsi Sumatera Utara  
Source : BPS - Statistics of Sumatera Utara Province

Tabel 4. Ekspor Sumatera Utara Menurut Komoditi SITC 1 Dijit, 1997-2001  
 Table 4. Export Of Sumatera Utara By 1 Digit SITC Commodity, 1997-2001

Tahun Year	Berat Bersih / Net Weight (Ton)					
	Banan Makanan dan Binatang Hidup <i>Food and Live Animals</i>	Minuman dan Tembakau <i>Beverages and Tobacco</i>	Bahan Baku <i>Raw Materials; inedible</i>	Bahan Bakar, dan sebagainya <i>Mineral Fuels, Lubricants, etc</i>	Minyak/Lemak Nabati dan Hewani <i>Animal and Vegetable Oils/Fats</i>	Bahan Kimia <i>Chemicals</i>
(1)	(2)	(3)	(4)	(5)	(6)	(7)
1997	709.156	30.368	975.685	20.678	2.036.383	242.867
1998	965.664	22.095	797.529	7.365	1.464.666	100.946
1999	1.183.018	19.403	663.629	62.926	2.280.698	155.821
2000	1.026.958	16.332	649.421	14.883	2.401.354	168.190
2001	1.180.918	17.798	781.131	2.158	2.545.858	185.742
Januari/January	74.022	1.764	19.006	13	64.906	3.984
Februari/February	60.940	1.109	68.539	2.023	83.252	9.210
Maret/March	79.719	1.542	52.248	83	208.177	7.485
April/April	84.572	703	39.180	2	251.485	24.431
Mei/May	171.896	1.700	75.387	-	251.543	9.633
Juni/June	25.544	313	29.600	-	57.350	5.927
Juli/July	166.703	2.225	84.718	-	390.307	12.371
Agustus/August	160.250	1.257	125.171	-	336.062	15.465
September/September	93.256	2.732	65.689	26	209.300	12.603
Oktober/October	98.575	2.382	102.343	6	327.371	65.225
November/November	42.544	1.581	32.313	5	95.975	10.115
Desember/December	122.897	490	86.937	-	270.130	9.293

Sumber : BPS Propinsi Sumatera Utara

Source : BPS - Statistics of Sumatera Utara Province

Tabel 4. Lanjutan  
Table 4. Continued

Berat Bersih / Net Weight (Ton)					
Tahun Year	Barang Hasil Industri <i>Manufactured Goods</i>	Mesin dan Alat Pengangkutan <i>Machinery and Transportation Equipments</i>	Hasil Industri Lainnya <i>Miscellaneous Manufactured Goods</i>	Barang dan Transaksi Khusus lainnya <i>Special Transaction and Commodities</i>	Jumlah Total
(1)	(8)	(9)	(10)	(11)	(12)
1997	604.051	3.334	55.929	208.308	4.886.759
1998	589.085	5.009	53.332	396.129	4.401.819
1999	629.646	6.125	93.806	55.923	5.150.993
2000	791.461	7.215	90.746	96	5.166.654
2001	681.865	6.322	90.515	34	5.492.341
Januari/January	20.893	266	3.009	-	187.863
Februari/February	38.437	322	4.666	-	268.498
Maret/March	61.207	219	6.195	3	416.878
April/April	40.132	381	3.745	-	444.631
Mei/May	65.620	682	9.616	-	586.077
Juni/June	19.815	403	4.524	-	143.476
Juli/July	71.035	539	8.294	-	736.192
Agustus/August	113.174	1.263	12.855	-	765.497
September/September	77.924	722	8.789	13	471.054
Oktober/October	66.314	862	11.100	-	674.178
November/November	56.147	201	8.514	18	247.413
Desember/December	51.167	462	9.208	-	550.584

Sumber : BPS Propinsi Sumatera Utara

Source : BPS - Statistics of Sumatera Utara Province

Tabel 4. Lanjutan  
Table 4. Continued

Tahun Year	Nilai FOB / FOB Value (000 US\$)					
	Bahan Makanan dan Binatang Hidup <i>Food and Live Animals</i>	Minuman dan Tembakau <i>Beverages and Tobacco</i>	Bahan Baku Raw <i>Materials; inedible</i>	Bahan Bakar, dan sebagainya <i>Mineral Fuels, Lubricants, etc</i>	Minyak/Lemak Nabati dan Hewani <i>Animal and Vegetable Oils/Fats</i>	Bahan Kimia <i>Chemicals</i>
(1)	(13)	(14)	(15)	(16)	(17)	(18)
1997	492.999	95.549	734.548	693	1.029.491	128.294
1998	483.369	87.774	511.916	269	786.693	111.650
1999	519.633	58.989	362.863	1.496	932.536	98.771
2000	453.736	39.479	386.021	7.811	730.099	92.358
2001	616.086	586.659	394.162	348.708	177.299	96.039
Januari/January	46.636	14.984	11.482	10.359	5.907	2.524
Februari/February	41.194	19.691	29.714	22.064	8.396	5.601
Maret/March	47.365	45.086	30.010	31.400	10.603	7.109
April/April	46.731	53.446	22.417	19.937	6.646	3.596
Mei/May	64.239	54.251	40.094	34.484	13.817	8.403
Juni/June	16.390	12.101	14.995	11.202	8.134	4.745
Juli/July	72.207	80.823	44.187	37.041	14.707	8.686
Agustus/August	79.915	72.051	57.460	57.212	24.988	13.121
September/September	56.158	51.713	33.026	38.767	20.315	12.298
Oktober/October	60.437	91.393	50.149	33.055	28.090	13.913
November/November	35.998	25.698	17.421	28.212	18.555	8.078
Desember/December	48.816	65.422	43.207	24.975	17.141	7.965

Sumber : BPS Propinsi Sumatera Utara

Source : BPS - Statistics of Sumatera Utara Province

Tabel 4. Lanjutan  
Table Continued

Nilai FOB / FOB Value (000 US\$)					
Tahun Year	Barang Hasil Industri Manufactured Goods	Mesin dan Alat Pengangkutan Machinery and Transportation Equipments	Hasil Industri Lainnya Miscellaneous Manufactured Goods	Barang dan Transaksi Khusus lainnya Special Transaction and Commodities	Jumlah Total
(1)	(19)	(20)	(21)	(22)	(23)
1997	661.293	19.076	153.643	127.970	3.443.555
1998	428.662	19.587	119.229	164.463	2.713.611
1999	405.946	23.495	162.404	40.083	2.606.216
2000	556.051	19.742	152.343	115	2.437.764
2001	62.938	12.623	234	48	2.294.796
Januari/January	5.483	673	5	-	98.053
Februari/February	2.842	746	4	-	130.252
Maret/March	9.861	523	180	7	182.144
April/April	6.208	641	1	-	159.623
Mei/May	4.943	1.207	-	-	221.438
Juni/June	670	373	-	-	68.610
Juli/July	7.427	696	-	-	265.774
Agustus/August	3.972	1.341	-	-	310.060
September/September	8.163	1.227	42	25	221.734
Oktober/October	7.257	4.008	1	2	288.305
November/November	4.713	498	1	14	139.188
Desember/December	1.399	690	-	0	209.615

Sumber : BPS Propinsi Sumatera Utara

Source : BPS - Statistics of Sumatera Utara Province



Tabel 5. Ekspor Sumatera Utara Menurut Benua Tujuan, 1997-2001  
 Table 5. Export Of Sumatera Utara By Continent Of Destination, 1997-2001

Tahun Year	Berat Bersih / Net Weight (Ton)				
	ASEAN ASEAN	Timur Tengah Middle East	Asia Lainnya Others Asia	Afrika Africa	Oseania Oceania
(1)	(2)	(3)	(4)	(5)	(6)
1997	766.030	162.907	1.479.765	126.632	23.932
1998	802.349	203.386	1.338.874	97.097	29.648
1999	765.320	534.173	1.345.998	322.614	52.099
2000	872.611	325.891	1.604.650	380.079	45.776
2001	778.399	313.782	1.698.788	406.713	77.008
Januari/January	15.671	18.959	49.034	7.367	743
Februari/February	40.669	18.288	68.640	20.894	6.139
Maret/March	49.187	24.344	119.076	35.782	6.267
April/April	90.179	13.287	130.711	33.818	1.648
Mei/May	86.046	26.315	212.410	21.798	21.251
Juni/June	45.873	9.241	34.917	7.211	1.479
Juli/July	88.368	72.642	156.701	93.813	5.320
Agustus/August	99.168	34.680	255.715	41.468	6.232
September/September	56.210	18.814	157.287	35.046	12.549
Oktober/October	99.436	26.981	237.425	56.150	7.697
November/November	40.595	27.255	73.090	15.235	3.376
Desember/December	66.997	22.976	203.782	38.131	4.307

Sumber : BPS Propinsi Sumatera Utara  
 Source : BPS - Statistics of Sumatera Utara Province

<http://sumut.bps.go.id>

Tabel 5. Lanjutan  
Table 5. Continued

Tahun Year	Berat Bersih / Net Weight (Ton)				Jumlah Total
	Amerika Utara North America	Amerika Latin Latin America	Uni Eropa European Union	Eropa Lainnya Others Europe	
(1)	(7)	(8)	(9)	(10)	(11)
1997	377.655	163.493	1.726.638	59.709	4.886.759
1998	446.916	113.543	1.338.216	31.790	4.401.819
1999	331.922	160.053	1.577.185	61.629	5.150.993
2000	241.094	188.623	1.428.873	79.056	5.166.654
2001	225.321	290.383	1.530.175	171.772	5.492.341
Januari/January	5.319	4.013	77.744	9.013	187.863
Februari/February	17.284	9.321	85.712	1.551	268.498
Maret/March	13.855	14.656	146.886	6.825	416.878
April/April	13.291	15.129	143.881	2.687	444.631
Mei/May	22.219	16.771	170.109	9.158	586.077
Juni/June	5.301	6.059	30.673	2.722	143.476
Juli/July	39.529	36.113	155.498	88.208	736.192
Agustus/August	29.929	93.942	193.109	11.254	765.497
September/September	17.120	38.571	128.659	6798	471.054
Oktober/October	19.327	16.502	191.343	19.317	674.178
November/November	14.340	18.616	51.497	3.409	247.413
Desember/December	27.807	20.690	155.064	10.830	550.584

Sumber : BPS Propinsi Sumatera Utara  
Source : BPS - Statistics of Sumatera Utara Province

<http://sumut.bps.go.id>

Tabel 5. Lanjutan  
Table 5. Continued

Tahun Year	Nilai FOB / FOB Value (000 US\$)				
	ASEAN ASEAN	Timur Tengah Middle East	Asia Lainnya Others Asia	Afrika Africa	Oseania Oceania
(1)	(12)	(13)	(14)	(15)	(16)
1997	479.670	94.393	1.144.497	70.733	27.899
1998	454.991	94.488	894.701	43.001	24.704
1999	457.901	228.000	680.684	111.554	32.919
2000	503.466	140.679	691.440	122.367	36.911
2001	409.287	141.232	587.951	109.145	61.655
Januari/January	9.371	9.107	19.289	2.700	712
Februari/February	31.761	7.955	28.560	5.917	3.041
Maret/March	41.756	9.616	44.356	9.833	3.507
April/April	50.027	5.471	37.379	7.850	1.623
Mei/May	33.295	10.804	61.420	7.093	26.952
Juni/June	19.082	3.511	15.759	2.625	1.422
Juli/July	40.339	23.998	59.005	17.152	3.458
Agustus/August	45.440	16.483	84.162	11.050	4.027
September/September	43.918	13.575	45.475	10.747	6.745
Oktober/October	33.256	13.764	92.936	17.668	5.005
November/November	25.187	19.642	36.010	5.532	2.097
Desember/December	35.855	7.306	63.600	10.978	3.066

Sumber : BPS Propinsi Sumatera Utara  
Source : BPS - Statistics of Sumatera Utara Province

<http://sumut.bps.go.id>

Tabel 5. Lanjutan  
Table 5. Continued

Tahun Year	Nilai FOB / FOB Value (000 US\$)				Jumlah Total
	Amerika Utara North America	Amerika Latin Latin America	Uni Eropa European Union	Eropa Lainnya Others Europe	
(1)	(17)	(18)	(19)	(20)	(21)
1997	478.133	137.197	970.280	40.755	3.443.555
1998	425.842	77.854	664.731	33.296	2.713.611
1999	239.608	109.890	698.989	46.672	2.606.216
2000	199.881	123.281	569.161	50.579	2.437.764
2001	187.314	143.844	604.179	50.189	2.294.796
Januari/January	5.980	2.383	45.324	3.187	98.053
Februari/February	11.953	6.901	32.810	1.354	130.252
Maret/March	11.788	9.435	48.043	3.810	182.144
April/April	8.283	8.721	38.339	1.930	159.623
Mei/May	16.809	10.502	49.449	5.114	221.438
Juni/June	5.158	4.782	14.402	1.869	68.610
Juli/July	41.108	17.853	54.105	8.756	265.774
Agustus/August	33.060	28.609	81.647	5.582	310.060
September/September	10.324	18.582	68.434	3.934	221.734
Oktober/October	13.750	16.181	87.274	8.471	288.305
November/November	10.035	9.254	29.228	2.203	139.188
Desember/December	19.066	10.641	55.124	3.979	209.615

Sumber : BPS Propinsi Sumatera Utara  
Source : BPS - Statistics of Sumatera Utara Province

<http://sumut.bps.go.id>

Tabel 6. Ekspor Sumatera Utara Menurut Komoditi Utama 3 Dijiit SITC, 1997-2001  
 Table 6. *Export Of Sumatera Utara By Main Commodity Of SITC 3 Digit, 1997-2001*

Berat Bersih / Net Weight (Ton)						
Tahun Year	Lemak & Minyak Nabati <i>Vegetable Fats &amp; Oils</i>	Getah Karet Alam <i>Natural Rubber Latex</i>	Barang- barang Alumunium <i>Alumunium</i>	Udang, Kerang dsj. <i>Crustaceans Moluscs etc.</i>	Kayu Lapis dsj. <i>Veneers, Plywood</i>	Kayu Olahan <i>Manufactu red Wood</i>
(1)	(2)	(3)	(4)	(5)	(6)	(7)
1997	1.946.593	550.661	160.197	15.092	219.077	120.904
1998	1.054.740	603.967	113.066	13.705	225.994	109.982
1999	2.112.536	533.760	63.806	17.883	261.959	175.521
2000	2.265.318	500.113	162.934	15.766	265.322	181.702
2001	1.981.688	570.145	16.719	20.094	321.341	178.886
Januari/January	59.368	15.120	757	713	5.965	5.994
Februari/February	7.579	42.858	2.522	998	14.061	10.064
Maret/March	197.719	41.250	1.128	816	27.171	13.380
April/April	242.985	33.320	1.518	810	20.832	11.203
Mei/May	238.492	58.155	2.109	1.459	26.720	19.629
Juni/June	5.074	20.314	506	416	6.107	8.485
Juli/July	372.105	66.527	678	2.125	34.370	20.871
Agustus/August	313.808	91.201	1.173	3.879	58.333	30.538
September/September	192121	52246	3173,956	2468	40870	15932
Oktober/October	3.091	54.042	1.545	2.840	32.067	17.442
November/November	88.662	26.164	1.507	1.151	31.232	9.674
Desember/December	260.684	68.948	103	2.419	23.613	15.674

Sumber : BPS Propinsi Sumatera Utara  
 Source : BPS - Statistics of Sumatera Utara Province

Tabel 6. Lanjutan  
Table 6. Continued

Tahun Year	Berat Bersih / Net Weight (Ton)					Jumlah Total
	Kopi Coffee	Minyak & Lemak Nabati & Hewani Olahan Processed Animal & Vegetable Oil & Fat	Perlengkapan Garmen Bukan Tekstil Articles Of Apparel & Clothing Of Non Textile Fabric	Perabotan Furniture	Lainnya Other	
(1)	(8)	(9)	(10)	(11)	(12)	(13)
1997	34.788	82.594	13.238	30.009	1.713.605	4.886.759
1998	46.924	406.819	19.879	23.445	1.783.297	4.401.819
1999	59.648	148.850	24.130	37.857	1.715.044	5.150.993
2000	49.784	132.430	23.762	40.245	1.529.279	5.166.654
2001	53.399	132.412	31.918	32.738	2.153.001	5.492.341
Januari/January	1.320	5.538	1.423	871	90.794	187.863
Februari/February	3.396	7.450	1.614	1.794	176.162	268.498
Maret/March	4.302	10.442	1.723	3.096	115.851	416.878
April/April	3.339	7.977	1.076	1.451	120.120	444.631
Mei/May	5.449	12.014	3.797	3.772	214.481	586.077
Juni/June	2.619	6.603	1.490	1.614	90.248	143.476
Juli/July	7.671	15.166	3.137	2.852	210.690	736.192
Agustus/August	8.615	22.254	5.164	4.140	226.392	765.497
September/September	4.785	17.155	3.517	2.534	136.252	471.054
Oktober/October	3.158	14.070	3.652	4.422	537.849	674.178
November/November	3.686	5.813	2.672	1.609	75.243	247.413
Desember/December	5.059	7.930	2.653	4.583	158.918	550.584

Sumber : BPS Propinsi Sumatera Utara  
Source : BPS - Statistics of Sumatera Utara Province

Tabel 6. Lanjutan  
Table 6. Continued

Nilai FOB / FOB Value (000 US\$)						
Tahun Year	Lemak & Minyak Nabati <i>Vegetable Fats &amp; Oils</i>	Getah Karet Alam <i>Natural Rubber Latex</i>	Barang-barang Aluminium <i>Aluminium</i>	Udang, Kerang dsj. <i>Crustaceans Moluscs etc.</i>	Kayu Lapis dsj. <i>Veneers, Plywood</i>	Kayu Olahan <i>Manufactured red Wood</i>
(1)	(14)	(15)	(16)	(17)	(18)	(19)
1997	984.519	589.411	259.946	167.228	181.815	117.209
1998	563.430	411.393	156.414	137.179	97.558	79.494
1999	834.837	314.985	73.213	135.163	124.604	121.489
2000	675.643	323.850	211.779	138.953	136.349	120.344
2001	547.739	306.521	6.050	159.394	144.741	110.029
Januari/January	13.521	9.057	137	7.225	2.734	3.757
Februari/February	17.180	25.018	348	10.689	7.994	6.930
Maret/March	42.036	24.857	1.300	7.050	12.169	8.869
April/April	51.248	19.578	284	6.903	8.930	6.356
Mei/May	50.463	32.933	1.356	12.249	12.282	12.286
Juni/June	10.312	10.834	86	3.556	2.640	5.025
Juli/July	76.163	35.599	277	18.008	15.888	12.134
Agustus/August	67.100	46.996	168	29.703	24.685	18.114
September/September	47308	26774	1271	18831	18158	9976
Oktober/October	87.053	27.326	419	18.543	13.995	10.821
November/November	22.867	12.977	302	9.027	15.799	6.371
Desember/December	62.488	34.572	103	17.610	9.467	9.390

Sumber : BPS Propinsi Sumatera Utara  
Source : BPS - Statistics of Sumatera Utara Province

Tabel 6. Lanjutan  
Table 6. Continued

Tahun Year	Nilai FOB / FOB Value (000 US\$)					Jumlah Total
	Kopi Coffee	Minyak & Lemak Nabati & Hewani Olahan Processed Animal & Vegetable Oil & Fat	Perlengkapan Garmen Bukan Tekstil Articles Of Apparel & Clothing Of Non Textile Fabric	Perabotan Furniture	Lainnya Other	
(1)	(20)	(21)	(22)	(23)	(24)	(25)
1997	97.637	41.874	45.499	54.894	903.522	3.443.555
1998	113.559	221.370	58.123	28.968	846.124	2.713.611
1999	109.203	91.598	54.052	45.956	701.116	2.606.216
2000	87.783	53.599	51.007	50.438	588.020	2.437.764
2001	67.773	36.642	62.352	40.919	812.636	2.294.796
Januari/January	2.384	1.463	3.139	1.476	53.160	98.053
Februari/February	4.875	2.507	3.509	2.295	48.907	130.252
Maret/March	6.840	3.044	3.617	3.678	68.684	182.144
April/April	4.757	2.109	2.104	1.501	55.853	159.623
Mei/May	7.166	3.531	5.729	4.559	78.884	221.438
Juni/June	3.324	1.769	3.128	2.095	25.841	68.610
Juli/July	9.745	4.219	6.371	3.527	83.843	265.774
Agustus/August	9.314	4.951	10.306	5.287	93.436	310.060
September/September	4.417	4.395	6.482	3.536	80.586	221.734
Oktober/October	4.423	3.631	7.271	6.424	108.399	288.305
November/November	3.768	2.538	5.485	1.994	58.060	139.188
Desember/December	6.760	2.485	5.211	4.547	56.982	209.615

Sumber : BPS Propinsi Sumatera Utara  
Source : BPS - Statistics of Sumatera Utara Province



Tabel 7. Ekspor Sumatera Utara Menurut Negara Tujuan Utama, 1997-2001  
 Table 7. *Export Of Sumatera Utara By Main Country Of Destination, 1997-2001*

Tahun Year	Berat Bersih / Net Weight (Ton)					
	Singapura Singapore	Malaysia Malaysia	Hongkong Hongkong	Kanada Canada	Belanda Netherlands	India India
(1)	(2)	(3)	(4)	(5)	(6)	(7)
1997	292.828	340.405	58.611	60.650	960.616	428.574
1998	196.747	492.004	46.272	63.930	744.237	378.125
1999	263.413	369.017	182.168	227.119	229.073	256.576
2000	389.671	348.293	102.064	161.406	291.639	361.026
2001	353.204	284.429	105.097	146.312	349.241	413.304
Januari/January	4.344	9.054	1.832	2.909	39.197	14.720
Februari/February	20.620	14.295	4.809	13.278	19.017	17.703
Maret/March	8.709	28.154	9.422	9.771	26.604	33.851
April/April	44.587	24.229	4.907	9.235	33.922	36.441
Mei/May	49.374	23.175	13.031	16.570	22.332	66.255
Juni/June	31.063	10.553	4.209	3.015	12.121	7.497
Juli/July	39.041	25.811	15.393	15.886	17.431	31.075
Agustus/August	57.733	26.183	18.193	23.311	44.846	45.235
September/September	27359	18577	8097	11854	25240	41721
Oktober/October	26.863	62.351	15.627	14.220	40.229	65.096
November/November	20.794	10.740	1.778	7.422	16.528	26.913
Desember/December	22.717	31.307	7.799	18.841	51.774	26.797

Sumber : BPS Propinsi Sumatera Utara  
 Source : BPS - Statistics of Sumatera Utara Province

Tabel 7. Lanjutan  
Table 7. Continued

Tahun Year	Berat Bersih / Net Weight (Ton)					Jumlah Total
	Korea Selatan South Korea	Jerman Germany	Pakistan Pakistan	Spanyol Spain	Lainnya Other	
(1)	(8)	(9)	(10)	(11)	(12)	(13)
1997	147.989	187.717	65.168	162.359	2.181.840	4.886.759
1998	152.874	145.209	69.727	148.739	1.963.955	4.401.819
1999	160.949	589.073	78.120	153.778	2.641.708	5.150.993
2000	159.328	411.044	209.154	212.179	2.520.852	5.166.654
2001	140.290	452.095	164.236	144.179	2.939.954	5.492.341
Januari/January	5.004	16.241	516	14.106	79.940	187.863
Februari/February	4.989	21.294	1.593	3.752	147.148	268.498
Maret/March	17.656	52.697	1.645	17.327	211.042	416.878
April/April	4.025	26.063	1.132	24.382	235.708	444.631
Mei/May	10.352	69.552	7.754	19.000	288.682	586.077
Juni/June	3.532	1.753	1.726	10.741	57.266	143.476
Juli/July	5.876	45.456	4.446	15.955	519.822	736.192
Agustus/August	19.965	52.731	61.263	8.592	407.445	765.497
September/September	39.848	24.172	24.516	4.658	245.012	471.054
Oktober/October	12.452	72.504	23.258	13.784	327.794	674.178
November/November	4.524	9.907	10.294	2.987	135.526	247.413
Desember/December	12.067	59.725	26.093	8.895	284.569	550.584

Sumber : BPS Propinsi Sumatera Utara

Source : BPS - Statistics of Sumatera Utara Province

Tabel 7. Lanjutan  
Table Continued

Tahun Year	Nilai FOB / FOB Value (000 US\$)					
	Singapura Singapore	Malaysia Malaysia	Hongkong Hongkong	Kanada Canada	Belanda Netherlands	India India
(1)	(14)	(15)	(16)	(17)	(18)	(19)
1997	152.684	176.202	46.736	60.209	402.297	198.093
1998	159.646	199.207	30.784	45.410	248.407	212.818
1999	170.496	208.356	144.903	177.681	126.754	124.018
2000	255.715	178.627	153.321	143.595	118.120	113.348
2001	150.153	153.425	110.561	123.453	150.508	109.575
Januari/January	2.050	5.329	5.083	3.530	31.158	3.696
Februari/February	20.421	7.600	3.328	9.151	6.708	4.420
Maret/March	5.290	30.203	7.655	8.465	9.231	8.565
April/April	10.100	13.096	6.001	5.639	5.825	7.653
Mei/May	16.617	9.756	13.009	13.775	7.713	13.015
Juni/June	9.564	5.237	3.121	2.785	3.800	1.648
Juli/July	17.049	14.967	16.815	15.379	7.904	8.135
Agustus/August	21.321	17.353	23.887	27.138	23.478	9.994
September/September	12450	14396	4350	7036	7236	11472
Oktober/October	12.181	11.945	9.002	9.621	28.035	22.859
November/November	11.006	7.058	1.441	6.212	6.419	8.796
Desember/December	12.104	16.485	16.869	14.722	13.001	9.322

Sumber : BPS Propinsi Sumatera Utara  
Source : BPS - Statistics of Sumatera Utara Province

Tabel 7. Lanjutan  
Table Continued

Tahun Year	Nilai FOB / FOB Value (000 US\$)					
	Korea Selatan South Korea	Jerman Germany	Pakistan Pakistan	Spanyol Spain	Lainnya Other	Jumlah Total
(1)	(20)	(21)	(22)	(23)	(24)	(25)
1997	115.637	129.209	42.697	95.822	2.023.968	3.443.555
1998	77.581	108.035	42.723	87.988	1.501.010	2.713.611
1999	93.895	122.253	39.996	85.439	1.312.424	2.606.216
2000	95.712	88.118	73.920	72.598	1.144.691	2.437.764
2001	55.435	111.170	52.001	42.890	1.235.625	2.294.796
Januari/January	2.980	2.802	295	4.171	36.959	98.053
Februari/February	3.563	6.786	1.361	1.952	64.962	130.252
Maret/March	6.165	9.563	1.190	4.230	91.587	182.144
April/April	1.572	4.231	558	5.604	99.344	159.623
Mei/May	3.311	7.620	2.978	4.760	128.884	221.438
Juni/June	1.741	1.243	935	2.652	35.884	68.610
Juli/July	3.113	10.540	2.680	3.960	165.232	265.774
Agustus/August	9.906	15.706	16.415	2.995	141.867	310.060
September/September	5.681	9.323	6.793	2.959	139.538	221.734
Oktober/October	9.093	20.740	9.001	4.938	150.890	288.305
November/November	2.902	5.413	3.147	1.492	85.302	139.188
Desember/December	5.408	16.703	6.648	3.177	95.176	209.615

Sumber : BPS Propinsi Sumatera Utara  
Source : BPS - Statistics of Sumatera Utara Province

Tabel 8. Ekspor Sumatera Utara Menurut Pelabuhan Utama, 1997-2001  
 Table 8. *Export Of Sumatera Utara By Main Port, 1997-2001*

Tahun Year	Berat Bersih / Net Weight (Ton)					
	Belawan	Kuala Tanjung	Medan/ Polonia (u)	Sibolga	Tanjung Balai Asahan	Tanjung Pura
(1)	(2)	(3)	(4)	(5)	(6)	(7)
1997	4.321.662	259.447	16.810	30.636	234.493	1.279
1998	4.000.381	265.112	4.421	26.523	89.598	10.783
1999	4.441.307	510.878	5.819	26.543	83.806	7.554
2000	4.149.045	818.578	16.763	45.850	86.098	709
2001	4.467.863	840.668	3.697	51.136	117.388	106
Januari/January	125.074	58.492	282	-	4.000	3
Februari/February	187.284	73.171	203	3.945	3.895	-
Maret/March	325.294	81.919	237	4.048	5.379	-
April/April	362.353	62.957	325	3.452	15.508	-
Mei/May	483.975	88.860	351	6.999	5.891	1
Juni/June	83.494	54.162	329	-	5.491	-
Juli/July	640.709	83.513	195	6.382	5.392	-
Agustus/August	673.044	74.341	302	11.071	4.202	-
September/September	405.866	54.484	270	5.349	5.050	35
Oktober/October	517.596	92.681	522	1.804	52.689	-
November/November	183.712	54.095	400	4.694	4.477	27
Desember/December	479.462	61.993	281	3.392	5.414	40

Sumber : BPS Propinsi Sumatera Utara  
 Source : BPS - Statistics of Sumatera Utara Province

Tabel 8. Lanjutan  
Table Continued

Tahun Year	Berat Bersih / Net Weight (Ton)					Jumlah Total
	Pangkalan Susu	Leidong	Labuhan Bilik	Pulau Tello	Lainnya Other	
(1)	(8)	(9)	(10)	(11)	(12)	(13)
1997	45	550	-	858	20.980	4.886.759
1998	3.821	-	-	83	1.097	4.401.819
1999	3.500	-	2	1.251	70.334	5.150.993
2000	1.972	46.202	1.346	58	31	5.166.654
2001	1	-	2.465	115	8.902	5.492.341
Januari/January	-	-	-	-	12	187.863
Februari/February	-	-	-	-	-	268.498
Maret/March	-	-	-	-	1	416.878
April/April	-	-	-	31	5	444.631
Mei/May	-	-	-	-	-	586.077
Juni/June	-	-	-	-	-	143.476
Juli/July	-	-	-	-	1	736.192
Agustus/August	-	-	2.465	72	-	765.497
September/September	-	-	-	-	-	471.054
Oktober/October	-	-	-	5	8.881	674.178
November/November	-	-	-	7	1	247.413
Desember/December	1	-	-	-	1	550.584

Sumber : BPS Propinsi Sumatera Utara  
Source : BPS - Statistics of Sumatera Utara Province

Tabel 8. Lanjutan  
Table Continued

Tahun Year	Nilai FOB / FOB Value (000 US\$)					
	Belawan	Kuala Tanjung	Medan/ Polonia (u)	Sibolga	Tanjung Balai Asahan	Tanjung Pura
(1)	(14)	(15)	(16)	(17)	(18)	(19)
1997	2.985.541	281.354	39.089	24.310	105.531	3.358
1998	2.393.024	260.034	14.978	11.711	15.877	15.941
1999	2.277.044	276.782	19.034	11.218	14.356	973
2000	1.962.797	415.943	22.563	16.323	15.714	1.740
2001	1.896.589	340.696	16.243	19.891	19.607	134
Januari/January	61.059	34.973	1.096	-	920	3
Februari/February	99.270	27.181	578	1.934	1.288	-
Maret/March	147.543	30.689	981	1.598	1.330	-
April/April	121.063	34.475	579	1.389	2.081	-
Mei/May	178.580	37.884	1.038	2.551	1.372	12
Juni/June	54.751	11.345	1.064	-	1.450	-
Juli/July	223.922	36.651	937	2.582	1.677	-
Agustus/August	279.355	24.627	1.650	3.192	1.073	-
September/September	193.833	22.434	2.056	1.756	1.617	37
Oktober/October	235.330	43.187	4.298	646	3.539	-
November/November	111.254	22.293	1.125	2.940	1.498	63
Desember/December	190.629	14.957	841	1.303	1.762	19

Sumber : BPS Propinsi Sumatera Utara  
Source : BPS - Statistics of Sumatera Utara Province

Tabel 8. Lanjutan  
Table Continued

Tahun Year	Nilai FOB / FOB Value (000 US\$)					Jumlah Total
	Pangkalan Susu	Leidong	Labuhan Bilik	Pulau Tello	Lainnya Other	
(1)	(20)	(21)	(22)	(23)	(24)	(25)
1997	58	846	-	1.547	1.921	3.443.555
1998	1.552	-	-	322	172	2.713.611
1999	2.611	-	92	1.364	2.743	2.606.216
2000	1.225	612	581	225	41	2.437.764
2001	103	-	111	112	1.310	2.294.796
Januari/January	-	-	-	-	2	98.053
Februari/February	-	-	-	-	1	130.252
Maret/March	-	-	-	-	3	182.144
April/April	-	-	-	35	1	159.623
Mei/May	-	-	-	-	1	221.438
Juni/June	-	-	-	-	-	68.610
Juli/July	-	-	-	-	5	265.774
Agustus/August	-	-	111	51	1	310.060
September/September	-	-	-	0	1	221.734
Oktober/October	-	-	-	12	1.293	288.305
November/November	-	-	-	14	1	139.188
Desember/December	103	-	-	0	1	209.615

Sumber : BPS Propinsi Sumatera Utara  
Source : BPS - Statistics of Sumatera Utara Province



Tabel 9. Impor Sumatera Utara Menurut Sektor, 1997-2001  
 Table 9. Import Of Sumatera Utara By Sector, 1997-2001

Tahun Year	Berat Bersih / Net Weight (Ton)					Jumlah Total
	Minyak dan Gas Bumi Natural Oil and Gas	Pertanian Agriculture	Penggalian Mining & Quarrying	Industri Industry	Lainnya Others	
(1)	(2)	(3)	(4)	(5)	(6)	(7)
1997	-	155.710	215.611	1.767.954	33	2.139.307
1998	-	62.358	121.701	775.229	23	959.311
1999	972	163.885	379.927	2.056.210	47	2.601.042
2000	50	207.066	366.427	2.046.439	183	2.620.166
2001	20	165.400	573.517	2.091.126	178	2.830.242
Januari/January	-	14.714	65.845	234.755	6	315.320
Februari/February	-	20.991	20.470	218.146	14	259.621
Maret/March	-	6.810	28.210	211.627	-	246.647
April/April	-	5.997	32.481	137.391	1	175.870
Mei/May	-	5.564	85.774	185.256	37	276.631
Juni/June	20	7.190	62.854	124.542	55	194.661
Juli/July	-	4.652	56.464	129.892	51	191.060
Agustus/August	-	14.100	25.175	96.664	-	135.939
September/September	-	17.469	37.749	188.817	6	244.041
Oktober/October	-	22.038	77.965	212.187	-	312.190
Novembet/November	-	18.444	46.790	150.755	-	215.989
Desember/December	-	27.431	33.740	201.094	8	262.273

Sumber : BPS Propinsi Sumatera Utara  
 Source : BPS - Statistics of Sumatera Utara Province

Tabel 9. Lanjutan  
Table Continued

Tahun Year	Nilai CIF / CIF Value (000 US\$)					Jumlah Total
	Minyak dan Gas Bumi Natural Oil and Gas	Pertanian Agriculture	Penggalian Mining & Quarrying	Industri Industry	Lainnya Others	
(1)	(8)	(9)	(10)	(11)	(12)	(13)
1997	-	67.681	22.052	934.789	38	1.024.559
1998	-	26.522	10.398	378.867	43	415.830
1999	95	39.416	36.219	623.813	34	699.577
2000	24	65.482	44.664	664.930	187	775.287
2001	6	40.862	83.679	736.064	147	860.758
Januari/January	-	5.342	10.836	80.554	7	96.739
Februari/February	-	4.605	3.396	64.705	5	72.711
Maret/March	-	2.275	2.921	46.827	-	52.022
April/April	-	2.271	5.218	37.355	1	44.846
Mei/May	-	2.008	14.886	59.034	28	76.006
Juni/June	6	2.418	10.552	43.707	47	56.730
Juli/July	-	1.746	9.719	48.931	50	60.446
Agustus/August	-	2.338	4.528	27.432	-	34.298
September/September	-	4.212	5.332	49.562	2	59.108
Oktober/October	-	3.745	10.003	101.315	-	115.063
November/November	-	3.965	4.950	49.305	-	58.220
Desember/December	-	5.937	1.338	127.287	7	134.569

Sumber : BPS Propinsi Sumatera Utara  
Source : BPS - Statistics of Sumatera Utara Province

Tabel 10. Impor Sumatera Utara Menurut Kelompok Barang Ekonomi, 1997-2001  
 Table 10. Import Of Sumatera Utara By Economic Goods Group, 1997-2001

Tahun Year	Berat Bersih / Net Weight (Ton)			
	Barang Modal Capital Goods	Bahan Baku/Penolong Raw/Support Materials	Barang Konsumsi Consumer Goods	Jumlah Total
(1)	(2)	(3)	(4)	(5)
1997	66.468	1.648.622	424.217	2.139.307
1998	26.725	727.951	204.635	959.311
1999	97.439	1.537.135	966.468	2.601.042
2000	123.815	1.459.412	1.036.939	2.620.166
2001	122.501	1.621.513	1.086.229	2.830.242
Januari/January	13.027	177.428	124.866	315.320
Februari/February	26.737	110.117	122.767	259.621
Maret/March	7.518	112.577	126.552	246.647
April/April	5.264	91.268	79.338	175.870
Mei/May	9.337	172.083	95.211	276.631
Juni/June	6.760	112.620	75.281	194.661
Juli/July	7.980	123.046	60.034	191.060
Agustus/August	3.939	87.740	44.260	135.939
September/September	6.491	139.006	98.544	244.041
Oktober/October	20.806	208.535	82.849	312.190
November/November	6.916	138.718	70.355	215.989
Desember/December	7.726	148.375	106.172	262.273

Sumber : BPS Propinsi Sumatera Utara

Source : BPS - Statistics of Sumatera Utara Province

Tabel 10. Lanjutan  
Table Continued

Tahun Year	Nilai CIF / CIF Value (000 US\$)			
	Barang Modal Capital Goods	Bahan Baku/Penolong Raw/Support Materials	Barang Konsumsi Consumer Goods	Jumlah Total
(1)	(6)	(7)	(8)	(9)
1997	294.989	528.032	201.538	1.024.559
1998	123.421	206.576	85.834	415.830
1999	117.469	332.890	249.218	699.577
2000	154.162	347.687	273.438	775.287
2001	229.284	338.490	292.985	860.758
Januari/January	30.005	39.614	27.120	96.739
Februari/February	24.356	27.149	21.206	72.711
Maret/March	9.897	22.411	19.714	52.022
April/April	8.975	20.070	15.801	44.846
Mei/May	18.828	37.966	19.212	76.006
Juni/June	13.421	26.119	17.190	56.730
Juli/July	13.381	30.752	16.313	60.446
Agustus/August	6.557	18.173	9.568	34.298
September/September	11.251	26.739	21.118	59.108
Oktober/October	65.863	33.625	15.576	115.063
November/November	14.462	27.920	15.838	58.220
Desember/December	12.288	27.952	94.329	134.569

Sumber : BPS Propinsi Sumatera Utara  
Source : BPS - Statistics of Sumatera Utara Province

Tabel 11. Impor Sumatera Utara Menurut Komoditi SITC 1 Dijit, 1997-2001  
 Table 11. Import Of Sumatera Utara By 1 Digit SITC Commodity, 1997-2001

Tahun Year	Berat Bersih / Net Weight (Ton)					
	Bahan Makanan dan Binatang Hidup <i>Food and Live Animals</i>	Minuman dan Tembakau <i>Beverages and Tobacco</i>	Bahan Baku <i>Raw Materials; inedible</i>	Bahan Bakar, dan sebagainya <i>Mineral Fuels, Lubricants, etc</i>	Minyak/Lemak Nabati dan Hewani <i>Animal and Vegetable Oils/Fats</i>	Bahan Kimia <i>Chemicals</i>
(1)	(2)	(3)	(4)	(5)	(6)	(7)
1997	374.978	15.868	462.501	80.472	4.589	647.950
1998	190.350	4.298	196.878	17.045	21.562	358.795
1999	942.399	3.224	554.427	34.095	649	732.697
2000	990.907	2.970	565.437	29.656	1.636	569.274
2001	1.040.132	2.218	764.295	57.102	2.099	584.740
Januari/January	120.214	115	76.461	749	196	84.413
Februari/February	120.231	59	44.127	3.896	37	39.810
Maret/March	124.404	230	30.261	4.875	215	62.022
April/April	76.980	21	38.189	1.186	211	42.137
Mei/May	92.081	105	112.034	2.191	142	29.060
Juni/June	70.793	396	70.519	3.192	226	20.188
Juli/July	56.011	305	66.678	8.536	141	36.580
Agustus/August	42.626	-	27.579	2.687	267	39.162
September/September	95.558	618	69.398	4.793	105	46.392
Oktober/October	80.450	20	121.188	4.119	58	69.482
November/November	66.753	246	52.166	8.778	427	61.174
Desember/December	94.031	103	55.695	12.100	74	54.320

Sumber : BPS Propinsi Sumatera Utara  
 Source : BPS - Statistics of Sumatera Utara Province

Tabel 11. Lanjutan  
Table 11. Continued

Tahun Year	Berat Bersih / Net Weight (Ton)				Jumlah Total
	Barang Hasil Industri <i>Manufactured Goods</i>	Mesin dan Alat Pengangkutan <i>Machinery and Transportation Equipments</i>	Hasil Industri Lainnya <i>Miscellaneous Manufactured Goods</i>	Barang dan Transaksi Khusus lainnya <i>Special Transaction and Commodities</i>	
(1)	(8)	(9)	(10)	(11)	(12)
1997	490.788	55.084	7.076	-	2.139.307
1998	150.655	17.650	2.078	-	959.311
1999	248.903	78.398	6.233	18	2.601.042
2000	338.349	108.665	13.270	-	2.620.166
2001	249.747	109.981	19.912	16	2.830.242
Januari/January	20.955	11.180	1.021	16	315.320
Februari/February	24.829	26.205	427	-	259.621
Maret/March	16.961	7.072	607	-	246.647
April/April	11.224	4.823	1.099	-	175.870
Mei/May	32.120	7.703	1.195	-	276.631
Juni/June	22.382	5.765	1.200	-	194.661
Juli/July	15.075	6.559	1.175	-	191.060
Agustus/August	20.186	2.990	442	-	135.939
September/September	20.789	5.421	967	-	244.041
Oktober/October	16.136	19.839	898	-	312.190
November/November	19.134	5.726	1.585	-	215.989
Desember/December	29.956	6.698	9.296	-	262.273

Sumber : BPS Propinsi Sumatera Utara

Source : BPS - Statistics of Sumatera Utara Province

Tabel 11. Lanjutan  
Table Continued

Tahun Year	Nilai CIF / CIF Value (000 US\$)					
	Bahan Makanan dan Binatang Hidup <i>Food and Live Animals</i>	Minuman dan Tembakau <i>Beverages and Tobacco</i>	Bahan Baku <i>Raw Materials; inedible</i>	Bahan Bakar, dan sebagainya <i>Mineral Fuels, Lubricants, etc</i>	Minyak/Lemak Nabati dan Hewani <i>Animal and Vegetable Oils/Fats</i>	Bahan Kimia <i>Chemicals</i>
(1)	(13)	(14)	(15)	(16)	(17)	(18)
1997	127.379	25.789	115.955	18.719	2.640	199.998
1998	60.852	8.227	40.895	7.382	4.191	94.804
1999	217.681	5.559	82.583	7.134	407	162.033
2000	238.067	1.599	100.118	9.407	913	147.863
2001	192.766	3.008	123.078	13.374	1.134	129.130
Januari/January	24.206	287	15.863	425	128	16.396
Februari/February	19.554	159	8.892	1.118	18	9.943
Maret/March	17.958	333	3.865	1.594	84	12.383
April/April	14.636	59	5.992	496	101	9.493
Mei/May	16.906	192	19.825	620	65	9.108
Juni/June	14.566	226	11.865	566	127	7.714
Juli/July	13.834	175	12.025	2.420	66	10.752
Agustus/August	8.309	-	4.870	458	151	7.201
September/September	18.466	860	9.678	867	63	10.884
Oktober/October	13.856	15	15.651	504	27	12.551
November/November	13.337	678	7.758	1.796	250	12.439
Desember/December	17.138	23	6.794	2.510	54	10.266

Sumber : BPS Propinsi Sumatera Utara

Source : BPS - Statistics of Sumatera Utara Province

Tabel 11. Lanjutan  
Table Continued

Tahun Year	Nilai CIF / CIF Value (000 US\$)					Jumlah Total
	Barang Hasil Industri <i>Manufactured Goods</i>	Mesin dan Alat Pengangkutan <i>Machinery and Transportation Equipments</i>	Hasil Industri Lainnya <i>Miscellaneous Manufactured Goods</i>	Barang dan Transaksi Khusus lainnya <i>Special Transaction and Commodities</i>		
(1)	(19)	(20)	(21)	(22)	(23)	
1997	234.541	280.057	19.481	-	1.024.559	
1998	75.158	118.346	5.976	-	415.830	
1999	101.748	111.217	11.206	9	699.577	
2000	118.342	146.583	12.395	-	775.287	
2001	91.328	223.121	83.813	6	860.758	
Januari/January	9.545	29.000	883	6	96.739	
Februari/February	8.324	24.077	626	-	72.711	
Maret/March	5.621	9.662	522	-	52.022	
April/April	4.848	8.715	506	-	44.846	
Mei/May	9.833	18.411	1.046	-	76.006	
Juni/June	7.836	12.963	867	-	56.730	
Juli/July	7.511	12.718	944	-	60.446	
Agustus/August	6.641	6.187	481	-	34.298	
September/September	6.788	10.662	840	-	59.108	
Oktober/October	6.577	65.184	698	-	115.063	
November/November	7.221	13.801	940	-	58.220	
Desember/December	10.583	11.741	75.460	-	134.569	

Sumber : BPS Propinsi Sumatera Utara

Source : BPS - Statistics of Sumatera Utara Province



Tabel 12. Impor Sumatera Utara Menurut Benua Asal, 1997-2001  
 Table 12. *Import Of Sumatera Utara By Continent Of Origin, 1997-2001*

Tahun Year	Berat Bersih / Net Weight (Ton)				
	ASEAN ASEAN	Timur Tengah Middle East	Asia Lainnya Others Asia	Afrika Africa	Oseania Oceania
(1)	(2)	(3)	(4)	(5)	(6)
1997	431.225	59.465	674.186	42.266	91.959
1998	241.283	9.859	276.326	5.539	101.802
1999	881.018	60.621	793.456	27.675	147.621
2000	982.805	113.550	763.370	21.552	259.115
2001	1.047.622	63.005	930.538	72.071	198.263
Januari/January	123.112	2.782	127.272	5.356	6.096
Februari/February	94.504	1.429	55.468	27.944	30.380
Maret/March	140.367	6.527	43.694	5.876	4.983
April/April	34.654	1.271	85.195	5.821	27.304
Mei/May	103.517	1.181	120.316	129	23.594
Juni/June	104.322	2.218	42.994	3.675	13.529
Juli/July	75.050	1.875	71.099	451	14.324
Agustus/August	62.040	446	24.034	3.784	6.862
September/September	61800	4525	72327	1087	21318
Oktober/October	114.309	26.940	90.158	9.285	3.045
November/November	73.218	1.837	94.490	4.875	5.038
Desember/December	60.729	11.974	103.491	3.788	41.790

Sumber : BPS Propinsi Sumatera Utara  
 Source : BPS - Statistics of Sumatera Utara Province

Tabel 12. Lanjutan  
Table 12. Continued

Tahun Year	Berat Bersih / Net Weight (Ton)				Jumlah Total
	Amerika Utara North America	Amerika Latin Latin America	Uni Eropa European Union	Eropa Lainnya Others Europe	
(1)	(7)	(8)	(9)	(10)	(11)
1997	312.498	105.583	212.316	209.809	2.139.307
1998	113.765	16.362	184.689	9.686	959.311
1999	132.860	61.360	425.652	70.780	2.601.042
2000	161.487	42.395	227.392	48.501	2.620.166
2001	126.649	35.761	238.914	117.418	2.830.242
Januari/January	9.087	564	12.572	28.479	315.320
Februari/February	8.485	347	32.753	8.311	259.621
Maret/March	4.242	74	35.438	5.446	246.647
April/April	2.791	991	17.324	519	175.870
Mei/May	4.765	993	14.790	7.346	276.631
Juni/June	11.564	1.083	15.035	240	194.661
Juli/July	6.855	882	15.300	5.224	191.060
Agustus/August	5.056	260	23.439	10.018	135.939
September/September	37.392	14.961	13.373	17.258	244.041
Oktober/October	10.236	2.224	24.648	31.346	312.190
November/November	7.845	399	27.176	1.110	215.989
Desember/December	18.331	12.983	7.066	2.121	262.273

Sumber : BPS Propinsi Sumatera Utara  
Source : BPS - Statistics of Sumatera Utara Province

Tabel 12. Lanjutan  
Table Continued

Tahun Year	Nilai FOB / CIF Value (000 US\$)				
	ASEAN ASEAN	Timur Tengah Middle East	Asia Lainnya Others Asia	Afrika Africa	Oseania Oceania
(1)	(12)	(13)	(14)	(15)	(16)
1997	190.301	25.270	334.889	34.761	43.266
1998	108.068	3.828	148.431	4.694	23.743
1999	234.330	12.593	238.769	8.631	30.057
2000	261.147	30.475	246.978	5.865	64.339
2001	-	223.042	11.327	374.791	43.511
Januari/January	25.898	965	50.646	430	1.814
Februari/February	17.314	448	21.379	8.421	5.858
Maret/March	21.886	1.064	16.446	148	1.248
April/April	11.116	645	18.880	458	5.662
Mei/May	26.125	347	31.970	127	6.523
Juni/June	24.313	486	16.382	295	2.376
Juli/July	20.042	464	21.004	238	4.227
Agustus/August	12.003	90	11.187	139	1.538
September/September	13.175	913	22.869	332	3.007
Oktober/October	21.261	4.292	45.594	876	1.205
November/November	16.620	412	21.493	314	1.371
Desember/December	13.289	1.201	96.941	446	8.682

Sumber : BPS Propinsi Sumatera Utara  
Source : BPS - Statistics of Sumatera Utara Province

Tabel 12. Lanjutan  
Table Continued

Tahun Year	Nilai FOB / CIF Value (000 US\$)				Jumlah Total
	Amerika Utara North America	Amerika Latin Latin America	Uni Eropa European Union	Eropa Lainnya Others Europe	
(1)	(17)	(18)	(19)	(20)	(21)
1997	128.366	41.400	179.290	47.017	1.024.559
1998	45.519	6.018	70.372	5.158	415.830
1999	50.686	14.957	96.533	13.020	699.577
2000	51.154	9.252	93.747	12.330	775.287
2001	54.073	8.444	116.397	16.951	860.758
Januari/January	5.334	176	7.291	4.184	96.739
Februari/February	5.117	142	12.316	1.715	72.711
Maret/March	2.925	82	7.436	787	52.022
April/April	2.192	207	5.531	155	44.846
Mei/May	2.993	492	6.905	524	76.006
Juni/June	4.586	434	7.582	277	56.730
Juli/July	4.404	475	8.726	866	60.446
Agustus/August	2.623	137	5.611	971	34.298
September/September	6.101	3.180	7.340	2192	59.108
Oktober/October	3.107	549	33.975	4204	115.063
November/November	9.385	661	7.573	392	58.220
Desember/December	5.306	1.909	6.111	684	134.569

Sumber : BPS Propinsi Sumatera Utara  
Source : BPS - Statistics of Sumatera Utara Province

Tabel 13. Impor Sumatera Utara Menurut Komoditi Utama 3 Digit SITC, 1997-2001  
 Table 13. Import Of Sumatera Utara By Main Commodity Of SITC 3 Digit, 1997-2001

Berat Bersih (Net Weight (Ton))						
Tahun Year	Beras Rice	Gula, & Madu Sugar, Molasses, & Honey	Makanan Ternak Feeding Stuff For Animals	Pupuk Olahan Manufactured Fertilizers	Batu, Pasir, & Kerikil Stone, Sand, & Gravel	Besi Lembaran Flat Disepuh Products Not Clad
(1)	(2)	(3)	(4)	(5)	(6)	(7)
1997	13.201	30.511	191.827	396.409	10.543	99.437
1998	40.078	24.247	61.307	145.195	19.134	52.794
1999	411.580	121.971	144.913	540.803	46.570	72.013
2000	329.204	219.619	162.852	306.066	142.153	116.486
2001	101.093	449.523	225.587	382.922	267.328	84.399
Januari/January	2.254	64.940	30.918	60.816	381	7.356
Februari/February	1.630	59.963	21.355	27.244	273	13.226
Maret/March	15.221	87.507	8.247	39.359	14.976	6.610
April/April	8.250	42.542	16.415	28.258	72	2.486
Mei/May	3.769	61.362	15.413	10.259	68.073	13.695
Juni/June	2.436	30.915	18.058	9.724	45.262	4.302
Juli/July	3.374	8.071	29.704	21.410	40.364	1.475
Agustus/August	1.737	4.596	10.703	29.287	18.131	10.822
September/September	18.754	30.333	20.467	31.300	1.724	3.200
Oktober/October	19.262	21.358	8.604	52.941	45.240	3.072
November/November	3.452	11.305	31.034	45.863	26.974	4.480
Desember/December	20.954	26.631	14.669	26.461	5.858	13.675

Sumber : BPS Propinsi Sumatera Utara  
 Source : BPS - Statistics of Sumatera Utara Province

<http://sumut.bps.go.id>

Tabel 13. Lanjutan  
Table Continued

Tahun Year	Berat Bersih (Net Weight (Ton))					Jumlah Total
	Hewan Hidup Selain Ikan Live Animals Oth. Than Fish Concentrates	Bijih Aluminia & Konsentrasinya Aluminium Ores & Concentrates	Pati Gandum & Starches (m/dn & Wheat Gluten Albuminoidal Substances; glue s	Mesin & Alat Khusus Lik Ind. Tertentu Machine & Equipment Specialized For Particular Industry	Lainnya Other	
(1)	(8)	(9)	(10)	(11)	(12)	(13)
1997	3	47.030	10.607	4.477	1.335.263	2.139.307
1998	5	24.481	2.387	1.854	587.828	959.311
1999	3.544	45.270	3.430	1.984	1.208.964	2.601.042
2000	50.802	80.034	50.688	3.844	1.158.418	2.620.166
2001	20.441	62.101	3.398	4.809	1.228.641	2.830.242
Januari/January	-	-	177	303	148.175	315.320
Februari/February	20	20.000	169	585	115.156	259.621
Maret/March	-	-	230	311	74.186	246.647
April/April	-	-	108	349	77.390	175.870
Mei/May	-	16.500	1.301	354	85.905	276.631
Juni/June	1	-	516	500	82.947	194.661
Juli/July	-	5.000	50	707	80.905	191.060
Agustus/August	-	-	37	297	60.329	135.939
September/September	-	2.000	142	419	135.702	244.041
Oktober/October	420	-	88	247	160.958	312.190
November/November	-	1.431	333	317	90.800	215.989
Desember/December	20.000	17.170	247	420	116.188	262.273

Sumber : BPS Propinsi Sumatera Utara  
Source : BPS - Statistics of Sumatera Utara Province

<http://sumut.bps.go.id>

Tabel 13. Lanjutan  
Table Continued

Nilai CIF / CIF Value (000 US\$)						
Tahun Year	Beras Rice	Gula, & Madu Sugar, Molasses, & Honey	Makanan Ternak Feeding Stuff For Animals	Pupuk Olahan Manufacture d Fertilizers	Batu, Pasir, & Kerikil Stone, Sand, & Gravel	Besi & Lembaran tdk Disepah Flat Rolled Products Not Clad
(1)	(14)	(15)	(16)	(17)	(18)	(19)
1997	4.223	12.647	69.990	68.953	1.016	47.728
1998	10.154	6.083	17.654	15.195	699	12.063
1999	107.363	24.787	31.250	63.139	10.920	17.222
2000	74.901	46.759	38.707	35.513	26.755	24.808
2001	14.755	60.569	56.614	44.250	53.211	16.342
Januari/January	337	9.537	8.320	8.362	39	1.279
Februari/February	175	6.959	5.310	2.697	1.529	2.306
Maret/March	2.017	10.252	2.114	4.630	2.273	1.215
April/April	1.073	6.067	3.787	2.729	13	851
Mei/May	523	8.057	4.419	1.319	13.950	2.678
Juni/June	356	4.468	4.575	1.282	9.375	777
Juli/July	502	1.183	7.879	2.906	8.996	351
Agustus/August	247	753	2.724	2.984	3.812	1.948
September/September	3038	4431	5230	3372	97	807
Oktober/October	2.755	3.159	2.524	6.815	8.642	462
November/November	485	1.793	6.507	5.011	4.316	969
Desember/December	3.247	3.910	3.225	2.143	169	2.699

Sumber : BPS Propinsi Sumatera Utara  
Source : BPS - Statistics of Sumatera Utara Province

<http://sumut.bps.go.id>

Tabel 13. Lanjutan  
Table Continued

Nilai CIF / CIF Value (000 US\$)						
Tahun Year	Hewan Hidup Selain Ikan	Bijih Aluminium Konsentrasinya	Pati Gandum Sarches, Inulin & Wheat Gluten Albuminoidal Substances	Mesin & Ala Khusus Utk Ind Tertentu	Lainnya Other	Jumlah Total
	Live Animals Oth. Than Fish	Aluminium Ores & Concentrate s	Aluminoidal Substances	Machine & Equipment Specialized For Particular Industry		
(1)	(20)	(21)	(22)	(23)	(24)	(25)
1997	3	18.318	5.738	27.042	768.899	1.024.559
1998	4	5.273	3.554	14.421	330.729	415.830
1999	113	12.187	3.516	10.165	418.916	699.577
2000	23.628	17.503	16.561	16.033	454.120	775.287
2001	3.976	12.951	2.301	15.791	579.998	860.758
Januari/January	-	-	199	3.196	65.470	96.739
Februari/February	7	4.050	114	530	49.034	72.711
Maret/March	-	-	94	864	28.563	52.022
April/April	-	-	106	1.095	29.125	44.846
Mei/May	-	3.548	660	876	39.976	76.006
Juni/June	-	1	233	2.055	33.608	56.730
Juli/July	-	1.030	111	1.923	35.565	60.446
Agustus/August	-	-	44	1.044	20.742	34.298
September/September	-	412	125	1.625	39.971	59.108
Oktober/October	252	1	92	608	89.753	115.063
November/November	-	286	231	1.362	37.260	58.220
Desember/December	3.717	3.623	292	613	110.931	134.569

Sumber : BPS Propinsi Sumatera Utara  
Source : BPS - Statistics of Sumatera Utara Province

<http://sumut.bps.go.id>



Tabel 14. Impor Sumatera Utara Menurut Negara Asal Utama, 1997-2001  
 Table 14. Import Of Sumatera Utara By Main Country Of Origin, 1997-2001

Tahun Year	Berat Bersih / Net Weight (Ton)					
	Thailand Thailand	Cina China	Malaysia Malaysia	Singapura Singapore	Australia Australia	Jepang Japan
(1)	(2)	(3)	(4)	(5)	(6)	(7)
1997	55.131	162.585	130.471	166.935	57.361	260.741
1998	17.993	53.945	60.249	101.166	99.316	88.709
1999	309.564	237.463	275.447	203.715	143.417	232.493
2000	377.029	282.510	239.838	227.063	238.255	202.362
2001	333.841	301.025	186.016	231.049	181.523	157.602
Januari/January	4.374	73.966	30.691	27.603	5.316	4.246
Februari/February	2.906	29.695	9.372	10.743	27.909	11.901
Maret/March	27.797	13.283	15.800	10.613	4.139	10.538
April/April	13.006	25.496	12.505	6.373	26.723	2.584
Mei/May	75.487	10.280	15.466	10.229	21.829	13.622
Juni/June	48.734	15.055	13.225	15.614	11.544	1.686
Juli/July	42.729	19.173	9.102	18.312	10.819	9.560
Agustus/August	24.851	8.011	14.598	14.834	6.608	10.969
September/September	7.881	22.463	19.878	14.922	20.590	4.675
Oktober/October	49.288	15.922	8.473	55.101	2.217	18.461
November/November	25.089	28.680	17.427	20.256	3.171	24.477
Desember/December	11.699	39.001	19.479	26.449	40.658	44.883

Sumber : BPS Propinsi Sumatera Utara  
 Source : BPS - Statistics of Sumatera Utara Province

<http://sumut.bps.go.id>

Tabel 14. Lanjutan  
Table Continued

Tahun Year	Berat Bersih / Net Weight (Ton)					Jumlah Total
	Amerika Serikat United States	Taiwan	Korea Selatan South Korea	Inggris United Kingdom	Lainnya Other	
(1)	(8)	(9)	(10)	(11)	(12)	(13)
1997	266.580	104.761	53.957	13.679	867.105	2.139.307
1998	105.140	44.989	45.640	30.671	311.493	959.311
1999	93.261	77.589	121.955	86.252	819.885	2.601.042
2000	154.023	101.954	110.011	78.660	608.462	2.620.166
2001	103.621	110.690	59.894	45.794	1.119.187	2.830.242
Januari/January	8.615	9.457	10.566	1.546	138.940	315.320
Februari/February	7.965	1.323	6.750	11.425	139.632	259.621
Maret/March	3.739	15.999	729	3.740	140.270	246.647
April/April	2.379	12.442	2.607	2.637	69.118	175.870
Mei/May	3.943	23.471	1.933	6.706	93.665	276.631
Juni/June	9.806	9.415	11.161	6.366	52.055	194.661
Juli/July	3.954	4.766	4.020	1.053	67.572	191.060
Agustus/August	3.938	608	1.984	4.694	44.844	135.939
September/September	31.400	7.724	4.503	1.553	108.452	244.041
Oktober/October	4.373	14.029	4.497	1.805	138.024	312.190
November/November	7.449	5.715	8.999	1.045	73.681	215.989
Desember/December	16.060	5.741	2.145	3.224	52.934	262.273

Sumber : BPS Propinsi Sumatera Utara  
Source : BPS - Statistics of Sumatera Utara Province

<http://sumut.bps.go.id>

Tabel 14. Lanjutan  
Table Continued

Tahun Year	Nilai CIF / CIF Value (000 US\$)					
	Thailand Thailand	Cina China	Malaysia Malaysia	Singapura Singapore	Australia Australia	Jepang Japan
(1)	(14)	(15)	(16)	(17)	(18)	(19)
1997	15.270	59.160	46.603	101.004	36.013	121.493
1998	9.503	23.876	42.209	39.237	22.841	63.320
1999	88.227	60.648	67.871	57.628	28.633	65.792
2000	94.270	90.547	75.273	64.489	61.515	61.226
2001	70.885	100.213	58.552	50.828	39.199	119.001
Januari/January	2.727	17.010	9.386	4.797	1.556	3.018
Februari/February	1.403	12.377	2.933	3.414	5.372	4.013
Maret/March	4.738	6.631	3.455	3.433	1.004	4.215
April/April	2.221	7.431	5.176	2.908	5.518	1.368
Mei/May	15.748	6.277	5.775	3.829	6.000	10.029
Juni/June	10.230	7.071	6.477	3.436	1.919	1.780
Juli/July	9.765	6.537	5.839	3.531	3.337	3.561
Agustus/August	4.881	5.958	2.246	3.497	1.449	2.809
September/September	1.807	9.631	4.789	3.333	2.801	2.146
Oktober/October	9.498	4.036	3.329	8.039	934	1.951
November/November	5.659	7.808	4.442	4.978	876	3.610
Desember/December	2.208	9.446	4.705	5.633	8.433	80.501

Sumber : BPS Propinsi Sumatera Utara  
Source : BPS - Statistics of Sumatera Utara Province

<http://sumut.bps.go.id>

Tabel 14. Lanjutan  
Table Continued

Tahun Year	Nilai CIF / CIF Value (000 US\$)					Jumlah Total
	Amerika Serikat United States (20)	Taiwan Taiwan South Korea (21)	Korea Selatan South Korea (22)	Inggris United Kingdom (23)	Lainnya Other (24)	
1997	103.005	68.234	40.067	21.174	412.536	1.024.559
1998	40.425	34.788	10.294	14.417	114.920	415.830
1999	39.400	40.122	21.970	19.013	210.272	699.577
2000	46.221	40.084	28.764	25.467	187.430	775.287
2001	46.672	75.808	17.778	18.034	263.788	860.758
Januari/January	5.074	17.759	3.101	1.334	30.977	96.739
Februari/February	4.753	1.667	1.776	2.424	32.579	72.711
Maret/March	2.581	3.059	466	1.089	21.351	52.022
April/April	1.984	2.065	1.473	2.050	12.652	44.846
Mei/May	2.511	4.348	919	1.315	19.255	76.006
Juni/June	3.952	3.134	2.550	1.649	14.532	56.730
Juli/July	3.421	3.454	1.227	1.334	18.440	60.446
Agustus/August	2.178	425	885	1.248	8.722	34.298
September/September	4.482	2.844	1.158	1.955	24.162	59.108
Oktober/October	2.011	33.259	996	935	50.075	115.063
November/November	9.201	2.008	2.240	1.197	16.201	58.220
Desember/December	4.524	1.786	987	1.504	14.842	134.569

Sumber : BPS Propinsi Sumatera Utara  
Source : BPS - Statistics of Sumatera Utara Province

<http://sumut.bps.go.id>

Tabel 15. Impor Sumatera Utara Menurut Pelabuhan Utama, 1997-2001  
 Table 15. *Import Of Sumatera Utara By Main Port, 1997-2001*

Tahun Year	Berat Bersih / Net Weight (Ton)					
	Belawan	Kuala Tanjung	Medan/ Polonia (u)	Pangkalan Susu	Tanjung Balai Asahan	Pulau Tello
(1)	(2)	(3)	(4)	(5)	(6)	(7)
1997	1.872.722	175.886	3.170	33.123	24.001	9.776
1998	825.329	46.499	601	24.376	61.910	-
1999	2.288.218	265.588	1.735	7.777	7.245	40
2000	2.158.603	403.823	663	7.495	11.611	32.016
2001	2.348.112	450.936	787	21.299	6.272	23
Januari/January	291.917	22.000	5	1.254	121	23
Februari/February	213.592	45.677	25	-	294	33
Maret/March	229.798	13.506	11	2.479	854	0
April/April	152.443	23.000	-	-	421	-
Mei/May	189.913	85.995	14	207	452	-
Juni/June	148.845	45.000	324	207	201	-
Juli/July	135.714	52.520	313	1.560	953	-
Agustus/August	116.223	17.999	7	1.345	350	-
September/September	219207	23623	26	420	739	-
Oktober/October	259.887	45.000	10	3.941	751	-
November/November	182.661	30.930	33	1.769	596	-
Desember/December	207.912	45.686	19	8.117	540	-

Sumber : BPS Propinsi Sumatera Utara  
 Source : BPS - Statistics of Sumatera Utara Province

Tabel 15. Lanjutan  
Table Continued

Tahun Year	Berat Bersih / Net Weight (Ton)					Jumlah Total
	Tanjung Pura	Bandar Khalipah	Sibolga	Rantau Panjang	Lainnya Other	
(1)	(8)	(9)	(10)	(11)	(12)	(13)
1997	552	-	5	2	20.071	2.139.307
1998	596	-	-	-	-	959.311
1999	26.937	-	3.503	-	-	2.601.042
2000	152	2.128	3.650	18	6	2.620.166
2001	131	-	2.600	-	82	2.830.242
Januari/January	-	-	-	-	-	315.320
Februari/February	-	-	-	-	33	259.621
Maret/March	-	-	-	-	-1	246.647
April/April	6	-	-	-	-	175.870
Mei/May	-	-	-	-	50	276.631
Juni/June	84	-	-	-	-	194.661
Juli/July	-	-	-	-	-	191.060
Agustus/August	15	-	-	-	-	135.939
September/September	26	-	-	-	-	244.041
Oktober/October	-	-	2.600	-	1	312.190
November/November	-	-	-	-	-	215.989
Desember/December	-	-	-	-	-1	262.273

Sumber : BPS Propinsi Sumatera Utara

Source : BPS - Statistics of Sumatera Utara Province

Tabel 15. Lanjutan  
Table Continued

Tahun Year	Nilai CIF / CIF Value (000 US\$)					
	Belawan	Kuala Tanjung	Medan/ Polonia (u)	Pangkalan Susu	Tanjung Balai Asahan	Pulau Tello
(1)	(14)	(15)	(16)	(17)	(18)	(19)
1997	897.553	51.726	36.772	18.522	5.339	7.559
1998	366.561	8.845	9.466	11.025	15.137	-
1999	618.904	61.377	7.983	4.859	1.287	27
2000	647.059	104.611	9.720	7.859	2.436	1.875
2001	662.031	101.867	5.175	89.838	1.519	38
Januari/January	87.386	8.211	282	809	28	23
Februari/February	57.232	14.596	808	-	61	15
Maret/March	47.707	2.978	173	968	195	-
April/April	40.065	4.595	21	-	77	-
Mei/May	57.542	17.747	439	176	85	-
Juni/June	46.260	9.335	872	176	39	-
Juli/July	46.841	11.988	610	667	340	-
Agustus/August	28.116	3.771	145	2.119	78	-
September/September	53.087	4.765	784	263	192	-
Oktober/October	105.293	8.594	190	790	144	-
November/November	43.485	6.014	546	7.992	183	-
Desember/December	49.017	9.273	305	75.878	97	-

Sumber : BPS Propinsi Sumatera Utara

Source : BPS - Statistics of Sumatera Utara Province

Tabel 15. Lanjutan  
Table Continued

Tahun Year	Nilai CIF / CIF Value (000 US\$)					Jumlah Total
	Tanjung Pura	Bandar Khalipah	Sibolga	Rantau Panjang	Lainnya Other	
(1)	(20)	(21)	(22)	(23)	(24)	(25)
1997	1.542	-	15	17	5.515	1.024.559
1998	4.788	-	8	-	-	415.830
1999	5.034	-	106	-	-	699.577
2000	1.276	324	97	19	11	775.287
2001	229	-	52	-	9	860.758
Januari/January	-	-	-	-	-	96.739
Februari/February	-	-	-	-	-1	72.711
Maret/March	-	-	-	-	1	52.022
April/April	88	-	-	-	-	44.846
Mei/May	8	-	-	-	9	76.006
Juni/June	48	-	-	-	-	56.730
Juli/July	-	-	-	-	-	60.446
Agustus/August	69	-	-	-	-	34.298
September/September	16	-	-	-	1	59.108
Oktober/October	-	-	52	-	-	115.063
November/November	-	-	-	-	-	58.220
Desember/December	-	-	-	-	-1	134.569

Sumber : BPS Propinsi Sumatera Utara

Source : BPS - Statistics of Sumatera Utara Province



Tabel 16. Neraca Perdagangan Sumatera Utara Menurut Sektor, 1997-2001  
 Table Balance Of Trade Of Sumatera Utara By Sector, 1997-2001

Tahun Year	Nilai / Value (000 US\$)					
	Minyak dan Gas Bumi Natural Oil and Gas	Pertanian Agriculture	Pertambangan & Penggalian Mining & Quarrying	Industri Industry	Lainnya Others	Jumlah Total
(1)	(8)	(9)	(10)	(11)	(12)	(13)
1997	-	824.026	-21.293	1.611.101	5.161	2.418.996
1998	144	719.837	-10.200	1.588.029	-31	2.297.781
1999	-93	585.741	-33.739	1.354.600	130	1.906.639
2000	-24	485.813	-28.105	1.204.879	-86	1.662.477
2001	-6	625.075	-73.046	882.052	-37	1.434.038
Januari/January	-	38.750	-10.626	-26.824	13	1.314
Februari/February	-	32.203	-3.268	28.610	-3	57.541
Maret/March	-	62.881	-2.741	69.960	21	130.122
April/April	-	58.252	-5.111	61.631	7	114.777
Mei/May	-	73.679	-14.886	86.664	-26	145.432
Juni/June	-6	17.444	-10.510	4.998	-46	11.880
Juli/July	-	78.719	-9.506	136.126	-11	205.328
Agustus/August	-	81.059	-4.308	199.011	-	275.762
September/September	-	52.175	-5.140	115.586	5	162.626
Oktober/October	-	57.138	-785	116.885	4	173.242
November/November	-	19.966	-4.910	65.910	1	80.968
Desember/December	-	52.809	-1.255	23.495	-2	75.046

Sumber : BPS Propinsi Sumatera Utara  
 Source : BPS - Statistics of Sumatera Utara Province

Tabel 17. Neraca Perdagangan Sumatera Utara Menurut Kelompok Barang Ekonomi, 1997-2001  
 Table 17. Balance Of Trades Of Sumatera Utara By Economic Goods Group, 1997-2001

Tahun Year	Nilai / Value (000 US\$)			
	Barang Modal Capital Goods	Bahan Baku/Penolong Raw/Support Materials	Barang Konsumsi Consumer Goods	Jumlah Total
(1)	(6)	(7)	(8)	(9)
1997	-261.820	1.712.364	968.452	2.418.996
1998	-86.478	1.504.125	880.132	2.297.781
1999	-85.087	1.252.537	739.189	1.906.639
2000	-123.751	1.026.719	759.510	1.662.477
2001	-205.329	903.515	735.852	1.434.038
Januari/January	-29.174	-7.092	37.580	1.314
Februari/February	-22.278	37.490	42.329	57.541
Maret/March	-8.674	74.728	64.068	130.122
April/April	-7.512	69.037	53.253	114.777
Mei/May	-16.824	78.527	83.728	145.432
Juni/June	-12.763	8.845	15.798	11.880
Juli/July	-12.126	122.048	95.406	205.328
Agustus/August	-3.162	153.943	124.982	275.762
September/September	-8.293	89.359	81.560	162.626
Oktober/October	-60.697	137.574	96.364	173.242
November/November	-13.003	40.752	53.219	80.968
Desember/December	-10.823	98.304	-12.435	75.046

Sumber : BPS Propinsi Sumatera Utara  
 Source : BPS - Statistics of Sumatera Utara Province

Tabel 18. Neraca Perdagangan Sumatera Utara Menurut Komoditi SITC 1 Dijit, 1997-2001  
 Table 18. Balance Of Trade Of Sumatera Utara By 1 Digit SITC Commodity, 1997-2001

Tahun Year	Nilai / Value (000 US\$)					
	Bahan Makanan dan Binatang Hidup <i>Food and Live Animals</i>	Minuman dan Tembakau <i>Beverages and Tobacco</i>	Bahan Baku <i>Raw Materials; inedible</i>	Bahan Bakar, dan sebagainya <i>Mineral Fuels, Lubricants, etc</i>	Minyak/Lemak Nabati dan Hewani <i>Animal and Vegetable Oils/Fats</i>	Bahan Kimia <i>Chemicals</i>
(1)	(13)	(14)	(15)	(16)	(17)	(18)
1997	365.620	69.760	618.593	-18.026	1.026.851	-71.704
1998	422.517	79.547	471.021	-7.113	782.502	16.846
1999	301.952	53.430	280.280	-5.638	932.129	-63.262
2000	215.669	37.880	285.903	-1.596	729.186	-55.505
2001	423.320	583.651	271.084	335.334	176.165	-33.091
Januari/January	22.430	14.697	-4.381	9.934	5.779	-13.872
Februari/February	21.640	19.532	20.822	20.946	8.378	-4.342
Maret/March	29.407	44.753	26.145	29.806	10.519	-5.274
April/April	32.095	53.387	16.425	19.441	6.545	-5.897
Mei/May	47.333	54.059	20.269	33.864	13.752	-705
Juni/June	1.824	11.875	3.130	10.636	8.007	-2.969
Juli/July	58.373	80.647	32.162	34.621	14.641	-2.066
Agustus/August	71.606	72.051	52.590	56.754	24.837	5.920
September/September	37.692	50.853	23.348	37.900	20.252	1.414
Oktober/October	46.581	91.378	34.498	32.551	28.063	1.362
November/November	22.661	25.020	9.663	26.416	18.305	-4.361
Desember/December	31.678	65.399	36.413	22.465	17.087	-2.301

Sumber : BPS Propinsi Sumatera Utara  
 Source : BPS - Statistics of Sumatera Utara Province

Tabel 18. Lanjutan  
Table Continued

Tahun Year	Nilai / Value (000 US\$)				Jumlah Total
	Barang Hasil Industri <i>Manufactured Goods</i>	Mesin dan Alat Pengangkutan <i>Machinery and Transportation Equipments</i>	Hasil Industri Lainnya <i>Miscellaneous Manufactured Goods</i>	Barang dan Transaksi Khusus lainnya <i>Special Transaction and Commodities</i>	
(1)	(19)	(20)	(21)	(22)	(23)
1997	426.752	-260.981	134.162	127.970	2.418.996
1998	353.504	-98.759	113.253	164.463	2.297.781
1999	304.198	-87.722	151.198	40.074	1.906.639
2000	437.709	-126.841	139.948	115	1.662.477
2001	-28.390	-210.498	-83.579	42	1.434.038
Januari/January	-4.062	-28.327	-878	-6	1.314
Februari/February	-5.482	-23.331	-622	-	57.541
Maret/March	4.240	-9.139	-342	7	130.122
April/April	1.360	-8.074	-505	-	114.777
Mei/May	-4.890	-17.204	-1.046	-	145.432
Juni/June	-7.166	-12.590	-867	-	11.880
Juli/July	-84	-12.022	-944	-	205.328
Agustus/August	-2.669	-4.846	-481	-	275.762
September/September	1.375	-9.435	-798	25	162.626
Oktober/October	680	-61.176	-697	2	173.242
November/November	-2.508	-13.303	-939	14	80.968
Desember/December	-9.184	-11.051	-75.460	-	75.046

Sumber : BPS Propinsi Sumatera Utara

Source : BPS - Statistics of Sumatera Utara Province

Tabel 19. Neraca Perdagangan Sumatera Utara Menurut Benua Tujuan, 1997-2001  
 Table 19. Balance Of Trade Of Sumatera Utara By Continent Of Destination, 1997-2001

Tahun Year	Nilai / Value (000 US\$)				
	ASEAN ASEAN	Timur Tengah Middle East	Asia Lainnya Others Asia	Afrika Africa	Oseania Oceania
(1)	(12)	(13)	(14)	(15)	(16)
1997	289.369	69.123	809.608	35.972	-15.367
1998	346.923	90.660	746.270	38.307	961
1999	223.571	215.407	441.915	102.923	2.862
2000	242.319	110.204	444.462	116.502	-27.428
2001	186.245	129.905	213.160	96.921	18.144
Januari/January	-16.527	8.142	-31.357	2.270	-1.102
Februari/February	14.447	7.507	7.181	-2.504	-2.817
Maret/March	19.870	8.552	27.910	9.685	2.259
April/April	38.911	4.826	18.499	7.392	-4.039
Mei/May	7.170	10.457	29.450	6.966	20.429
Juni/June	-5.231	3.025	-623	2.330	-954
Juli/July	20.297	23.534	38.001	16.914	-769
Agustus/August	33.437	16.393	72.975	10.911	2.489
September/September	30743	12662	22606	10415	3738
Oktober/October	11.995	9.472	47.342	16.792	3.800
November/November	8.567	19.230	14.517	5.218	726
Desember/December	22.566	6.105	-33.341	10.532	-5.616

Sumber : BPS Propinsi Sumatera Utara  
 Source : BPS - Statistics of Sumatera Utara Province

Tabel 19. Lanjutan  
Table Continued

Tahun Year	Nilai / Value (000 US\$)				
	Amerika Utara North America	Amerika Latin Latin America	Uni Eropa European Union	Eropa Lainnya Others Europe	Jumlah Total
(1)	(17)	(18)	(19)	(20)	(21)
1997	349.767	95.797	790.990	-6.262	2.418.996
1998	380.323	71.836	594.359	28.138	2.297.781
1999	188.922	94.933	602.456	33.652	1.906.639
2000	148.727	114.029	475.414	38.249	1.662.477
2001	133.241	135.400	487.782	33.238	1.434.038
Januari/January	646	2.207	38.033	-997	1.314
Februari/February	6.836	6.759	20.494	-361	57.541
Maret/March	8.863	9.353	40.607	3.023	130.122
April/April	6.091	8.514	32.808	1.775	114.777
Mei/May	13.816	10.010	42.544	4.590	145.432
Juni/June	572	4.348	6.820	1.592	11.880
Juli/July	36.704	17.378	45.379	7.890	205.328
Agustus/August	30.437	28.472	76.036	4.611	275.762
September/September	4.223	15.402	61.094	1.742	162.626
Oktober/October	10.643	15.632	53.299	4.267	173.242
November/November	650	8.593	21.655	1.811	80.968
Desember/December	13.760	8.732	49.013	3.295	75.046

Sumber : BPS Propinsi Sumatera Utara  
Source : BPS - Statistics of Sumatera Utara Province

Tabel 20. Ekspor dan Impor Sumatera Utara menurut Komoditi SITC dan HS, 2001  
 Table Export dan Import of Sumatera Utara by SITC and HS Commodity, 2001

SITC	HS	Komoditi Commodity	Ekspor/Export		Impor/Import	
			Berat Bersih Net Weight (Kg)	Nilai FOB FOB Value (US\$)	Berat Bersih Net Weight (Kg)	Nilai CIF CIF Value (US\$)
(1)	(2)	(3)	(4)	(5)	(6)	(7)
00111000	010210000	Pure-bred Breeding Live Bovine Animals	-	-	20 000 000	3 716 664
00119900	010290900	Other Cows & Buffaloes Other Than Pure-bred Breeding Animals	40 320	19 353	-	-
00122900	010420900	Goats Other Pure - Bred Breeding Animals	30 767	34 892	-	-
00139200	010392000	Live Swine Weighing 50 Kg Or More	2 580	339	-	-
00141110	010511100	Fowls Pure-bred Breeding Animals, Weight Lt. 185 Gram	-	-	21 652	6 786
00149210	010592100	Pure-bred Breeding Live Fowls Ani Mals Weight Lt. 2000 G	-	-	419 961	251 766
00151100	010111000	Horses Pure-bred Breeding Animals	-	-	23	317
00190119	010600119	Rabbit Oth.than Pure-bred Breeding Animals	756 284	313 656	-	-
00190129	010600129	Pigeon Oth. Than Pure-bred Breeding Animals	76 314	59 553	-	-
00190199	010600199	Other Live Animals For Human Food Other Pure-bred Breeding Animals	4 113 929	2 360 323	-	-
00190999	010600999	Other Live Animals Other Pure-bred Breeding Animals	59 595	55 369	-	-
01121100	020210000	Meat Of Bovine Animals , Frozen Carcasses & Half-carcasses	-	-	1	27
01221190	020319000	Meat Of Swine Fresh Or Chilled Other Than Carcasses & Hams	146	108	-	-
01252200	020622000	Edible Offal Of Bovine Animals, fro-zen Livers	1 561	1 861	-	-
01292100	020820100	Meat & Edible Meat Offal Of Frogs Legs Fresh Or Chilled	9 669 375	15 102 264	-	-
01292200	020820200	Meat & Edible Meat Offal Of Frogs Legs Frozen	669 804	2 345 943	392	8 382
01293000	030760000	Snails, Other Than Sea Snails	347 557	70 828	-	-
01681000	021020000	Meat Of Bovine Animals	8 100 634	12 942 144	-	-
01689900	021090900	Edible Flours & Meals Other Than Salted Or In Brine	21 600	79 248	-	-
01720100	160100100	Sausages & Similar Products, of Meat fresh, Chilled Or Frozen	187 167	46 808	-	-
01740900	160239000	Other Prepared Or Preserved Meat, Meat Offal / Blood Of Heading 01.05	-	-	12 000	23 382
01750100	160241000	Hams And Cuts Thereof Of Swine Pre Pared Or Preserved	-	-	16 980	2 612
01750210	160242100	Shoulders And Cuts Of Swines In Airtight Containers	-	-	1 000	1 956
01750290	160242900	Shoulders And Cuts Of Swines In Other Container	-	-	14 813	5 384
01790100	160290100	Other Prepared Or Preserved Meal Or meat Offal Of Other Animals	30 000	28 815	-	-
02221100	040210100	Milk & Cream Of Fat Lte. 1.5% Added Sugar In Pow'r Form, in Pack. >=25	-	-	34 560	21 892
02221900	040210900	Milk & Cream Of Fat Lte. 1.5% Added Sugar In Pow'r Form, in Pack. Lt.	-	-	23 660	11 830
02222119	040221190	Milk & cream Of Fat >1.5% Not Ad. sugar in Pow'r Form, >=25kg, not For Infan	-	-	26 250	44 716
02222120	040221900	Other Milk & Cream Not Cont Added Sugar, Weight Lt. 25 Kg, Not In Po	-	-	5 640	9 729
02224000	040299000	Other Milk & Cream Added Sugar Or Other Sweetening Matter	11 550	19 635	129 932	191 806
02231000	040310000	Yoghurt	-	-	81 994	21 282
02232100	040390100	Buttermilk, In Packing >= 25 Kg Net	825	1 034	1 000	2 250
02241000	040410000	Whey, Whether Or Not Concentrated/ Cont. added Sugar/ oth. sweetng Matte	31	9	9 086	4 284

Tabel 20. Lanjutan  
Table Continued

SITC	HS	Komoditi Commodity	Ekspor/Export		Impor/Import	
			Berat Bersih Net Weight (Kg)	Nilai FOB FOB Value (US\$)	Berat Bersih Net Weight (Kg)	Nilai CIF CIF Value (US\$)
(1)	(2)	(3)	(4)	(5)	(6)	(7)
02300990	040590900	Other Butter And Fat Derived From Milk Nes	-	-	5 064	1 757
02420000	040630000	Processed Cheese, Not Grated Or Powdered	2 605	2 794	-	-
02510100	040700110	Bird Eggs Fresh For Hatching	-	-	463	900
02510200	040700120	Bird Eggs Fresh Not For Hatching	-	-	13 700	20 707
03411100	030110100	Ornamental Fish Fry	94 054	333 419	-	-
03411200	030110910	Marine Ornamental Fish	237 798	817 900	-	-
03411300	030110920	Fresh Water Ornamental Fish (live)	45 148	226 064	-	-
03411411	030191100	Trout Fish Fry	16 259 354	24 930 265	-	-
03411711	030199100	Other Live Fish Fry	65 900	190 582	-	-
03411719	030199900	Other Live Fish	8 305 944	1 847 224	-	-
03412100	030211000	Trout Fresh Or Chilled	6 561	5 998	-	-
03412900	030219000	Other Fish, Fresh Or Chilled	4 845 228	1 669 547	491 404	851 336
03413900	030229000	Other Flat Fish, Fresh Or Chilled	4 568 372	1 473 806	99 806	19 141
03414100	030231000	Albacore Or Longfinned Tunas Fresh Or Chilled	1 153 666	605 349	-	-
03414200	030232000	Yellowfin Tunas Fresh Or Chilled	994 006	522 884	-	-
03414900	030239000	Other Tunas Fresh Or Chilled	499 773	270 159	-	-
03415100	030240000	Herrings Fresh Or Chilled	1 031 876	281 816	-	-
03418410	030269100	Marine Fish Fresh Or Chilled	2 141 288	1 360 129	43 898	8 342
03418490	030269900	Other Marine Fish Fresh Or Chilled	225 607	246 160	-	-
03421100	030310000	Pacific Salmon Frozen	616 137	312 250	-	-
03421210	030321000	Trout Frozen	35 866	12 598	-	-
03421220	030322000	Atlantic Salmon Frozen	38 789	37 894	-	-
03421900	030329000	Other Salmonidae Frozen	1 897 403	1 416 547	-	-
03422200	030332000	Plaice Frozen	24 885	15 928	-	-
03422900	030339000	Other Flat Fish Frozen	3 142 650	2 970 503	-	-
03423200	030342000	Yellowfin Tunas Frozen	25 580	15 000	-	-
03423900	030349000	Other Tunas Fish Frozen	15 750	840	-	-
03428610	030379100	Marine Fish Frozen	25 110	26 478	-	-
03428690	030379900	Other Than Marine Fish Frozen	587 699	515 455	-	-
03440000	030420000	Frozen Fillets	345 646	705 741	-	-
03451100	030410100	Fish Fillets Fresh Or Chilled	75 420	51 944	-	-
03451910	030410910	Other Fish Fillets Of Marine Fish Fresh Or Chilled	1 436	6 506	-	-
03451990	030410990	Other Fish Fillets Oth. Than Marinefish Fresh Or Chilled	76 565	49 030	-	-
03455100	030490100	Other Fish Meat Of Marine Fish	167 853	535 085	-	-
03455900	030490900	Oth Fish Meat Oth Than Marine Fish	251 526	903 529	-	-
03512000	030530000	Fish Fillets, Dried, Salted Or In Brine, But Not Smoked	577 137	815 431	-	-
03513100	030559100	Teri Fish Dried	3 038 220	2 106 580	254 597	60 970
03513300	030559300	Shark Fins Dried	8 099 776	10 263 564	1 202	43 284
03513900	030559900	Other Dried Fished Whether Or Not Salted But Not Smoked	156 762	96 468	262	1 531
03529210	030569100	Teri Fish Salted	239 414	217 906	-	-
03529900	030569900	Other Fish, Salted But Not Dried Or Smoked	17 916	2 840	60 920	10 794
03530490	030549000	Other Than Salmon & Herring Smoked	6 200	11 964	-	-
03540100	030520100	Livers & Roes Smoked	17 637	4 463	-	-



Tabel 20. Lanjutan  
Table Continued

SITC	HS	Komoditi Commodity	Ekspor/Export		Impor/Import	
			Berat Bersih Net Weight (Kg)	Nilai FOB FOB Value (US\$)	Berat Bersih Net Weight (Kg)	Nilai CIF CIF Value (US\$)
(1)	(2)	(3)	(4)	(5)	(6)	(7)
03540900	030520900	Livers & Roes Other Than Smoked	177 485	465 482	-	-
03550000	030510000	Fish Meal Fit For Human Consumption	228 678	587 004	-	-
03611000	030613000	Shrimps And Prawns Frozen	17 514 395	153 766 524	48 774	9 310
03619100	030611000	Rock Lobsters & Other Sea Crawfish Frozen	13 391	35 431	-	-
03619200	030612000	Lobsters Frozen	2 447	6 881	-	-
03619300	030614000	Crabs Frozen	264 272	1 897 580	50 330	42 002
03619911	030619100	Crayfish Frozen	1 518	1 710	-	-
03619919	030619900	Other Than Crayfish Frozen	92 930	324 569	-	-
03620211	030621100	Rock Lobster & Other Sea Crawfish In Airtight Container	16 020	109 690	-	-
03620219	030621900	Rock Lobster & Other Sea Crawfish Other Than In Airtight Container	23 364	6 615	-	-
03620221	030622100	Lobster In Airtight Container	28 700	110 833	-	-
03620229	030622900	Lobster Oth. Than In Airtight Container	2 063 533	2 480 887	-	-
03620231	030623100	Shrimps And Prawns In Airtight Container	559 857	576 348	-	-
03620239	030623900	Shrimps And Prawns Other Than In Airtight Container	800 317	1 081 447	-	-
03620241	030624100	Crabs In Airtight Container	1 203 549	700 565	-	-
03620249	030624900	Crabs Other Than In Airtight Cont.	557 350	1 993 564	-	-
03620291	030629110	Cray Fish In Airtight Container	62 321	21 955	-	-
03620299	030629190	Other Cray Fish	156 855	34 991	-	-
03620990	030629990	Other Crustaceans Other Than In Airtight Container	366	63	-	-
03631000	030710000	Oysters Fit For Human Consumption	73 534	956 015	37 174	3 209
03633100	030741000	Cuttle Fish Live, Fresh Or Chilled	272 582	175 098	-	-
03635100	030721000	Scallops Live, Fresh Or Chilled	113 898	1 420 559	-	-
03635900	030791000	Live, Fresh Or Chilled Of Other Mollusca	136 720	92 583	-	-
03637110	030749100	Cuttle Fish Frozen	1 150 452	1 089 169	-	-
03639110	030729100	Scallops Frozen	80 190	920 100	3 580	441
03639190	030729900	Scallops Other Than Frozen	45 820	37 453	-	-
03639210	030739100	Mussels Frozen	136 969	561 231	-	-
03639940	030799400	Jelly Fish Frozen	292 174	321 602	-	-
03639990	030799900	Other Molluscs Frozen	499 915	432 443	-	-
03711900	160411900	Salmon In Other Containers	354 415	33 138	-	-
03713100	160414100	Tuna, Skipjack And Bonito In Air Tight Containers	1 196 877	113 856	-	-
03716000	160420000	Other Prepared Or Preserved Fish	-	-	33 538	12 002
03721110	160510100	Crab In Airtight Containers	1 330 729	4 146 266	1 565	773
03721200	160520000	Shrimps And Prawns Prepared Or Pre Served	700 863	3 895 351	-	-
03722100	160590100	Other Aquatic Invertebrates In Airtight Containers	451 020	1 469 809	-	-
04210000	100610000	Rice In The Husk (paddy Or Rough)	2 406	497	11 635 000	1 533 339
04220000	100620000	Husked (brown) Rice	-	-	8 841 960	1 277 315
04231000	100630000	Semi-milled Or Wholly Milled Rice, Whether Or Not Polished Or Glazed	-	-	5 358 962	906 971
04232000	100640000	Broken Rice	-	-	86 891 898	12 569 208
04410000	100510000	Maize ( Corn ) Seeds	1 741	626	-	-
04490000	100590000	Maize ( Corn ) Other Seeds	362 321	221 007	53 297 354	6 482 460
04591000	100820000	Millet	-	-	9 949 500	1 462 590
04610000	110100000	Wheat Or Meslin Flour.	5 000	1 730	89 797 197	14 926 717

Tabel 20. Lanjutan  
Table Continued

SITC	HS	Komoditi Commodity	Ekspor/Export		Impor/Import	
			Berat Bersih Net Weight (Kg)	Nilai FOB FOB Value (US\$)	Berat Bersih Net Weight (Kg)	Nilai CIF CIF Value (US\$)
(1)	(2)	(3)	(4)	(5)	(6)	(7)
04620900	110321000	Pellets Of Wheat	135 000	9 948	-	-
04647000	110620000	Flour And Meal Of Sago Or Of Roots Or Tubes Of Heading 07.14	270 050	20 373	-	-
04711000	110220000	Maize (corn) Flour	-	-	3 596 682	776 806
04719200	110230000	Rice Flour	-	-	1 616 330	402 823
04719900	110290000	Other Cereral Flour	-	-	5 253 633	1 159 864
04721000	110313000	Groats And Meals Of Maize ( Corn )	-	-	181 800	36 541
04722100	110312000	Groats And Meals Of Oats	-	-	20	608
04722990	110319900	Groats And Meals Of Other Cereals	-	-	507 500	109 233
04811000	190410000	Prepared Foods Obtained By The Swelling Or Roasting	735	132	241 341	149 560
04811910	190420000	Prepared Foods Obtained From Un Roasted Cereal	440 000	58 890	16 848	5 599
04812000	190490000	Other Prepared Foods	135 526	42 894	1 195	1 879
04813110	110411000	Rolled Or Flaked Grains Of Barley	-	-	156 944	36 630
04813290	110419900	Rolled/flaked Grains Of Oth Cereals	-	-	18 750	6 877
04820190	110710900	Other Malt Not Roasted	18 000	2 160	-	-
04830190	190211900	Other Paste Containing Eggs	46 079	13 455	-	-
04830910	190219100	Rice Vermicelli (bee Hoon)	1 598	556	-	-
04830920	190219200	Bean Vermicelli (tang Hoon)	-	-	48 823	69 773
04830990	190219900	Other Paste Not Containing Eggs	694 773	293 731	48 620	74 169
04841100	190510000	Crispbread	2 270 891	313 761	219 214	72 856
04842210	190530100	Sweet Biscuits	1 326 102	413 702	149 643	56 787
04842290	190530900	Wafers And Other Sweet Biscuits	68 956	38 815	-	-
04849100	190590100	Bread, Ships' Biscuits & Oth Ordnr.bakers Wares Not Cont. Added Sugar	12 726	7 703	-	-
04849900	190590900	Other Bread Or Pastry	172 692	49 882	241 480	143 442
05410100	070110000	Potatoes, Fresh Or Chilled Seed	42 369	34 995	62 149	94 088
05410900	070190000	Potatoes, Fresh / Chilled Other Than Seed	12 529 301	2 559 205	32 197	14 161
05421000	071310000	Peas (pisum Sativum) Dried	-	-	2 182 654	647 703
05423100	071331000	Beans Of The Species Vigna Mungo Hepper/ Vigna Radiata Wilczek Drie	-	-	1 317 253	377 390
05423300	071333000	Kidney Beans, Including White Pea Beans (phaseolus Vulgaris) Dried	83 375	12 145	-	-
05423900	071339000	Kidney Beans	45 640	42 308	16 000	4 020
05425000	071350000	Broad Beans & Horse Beans Dried	-	-	238 500	55 261
05429000	071390000	Other Dried Leguminus Vegetables	380	365	-	-
05440000	070200000	Tomatoes, Fresh Or Chilled.	15 279 820	1 623 840	31 081	13 263
05451100	070310100	Onions Fresh Or Chilled	170 161	26 320	748 558	236 540
05451200	070310200	Shallots Fresh Or Chilled	2 099 039	670 797	17 308 234	4 712 123
05452100	070320000	Garlic Fresh Or Chilled	233 430	29 198	3 014 795	851 131
05452900	070390000	Leeks & Other Alliaceous Vegetables	2 888 585	475 410	-	-
05453100	070410000	Cauliflowers And Headed Broccoli Fresh Or Chilled	786 497	461 995	-	-
05453200	070420000	Brussels Sprouts Fresh Or Chilled	496 840	88 535	73 138	26 883
05453910	070490100	Cabbages Fresh Or Chilled	25 004 429	3 082 579	-	-
05453990	070490900	Other Cabages Fresh Or Chilled	18 182 358	2 436 145	79 800	24 059
05454110	070511000	Cabbage Lettuce (head Lettuce) Fresh Or Chilled	33 325	2 597	-	-

Tabel 20. Lanjutan  
Table Continued

SITC	HS	Komoditi Commodity	Ekspor/Export		Impor/Import	
			Berat Bersih Net Weight (Kg)	Nilai FOB FOB Value (US\$)	Berat Bersih Net Weight (Kg)	Nilai CIF CIF Value (US\$)
(1)	(2)	(3)	(4)	(5)	(6)	(7)
05454190	070519000	Other Lettuce Fresh Or Chilled	61	8	-	-
05455100	070610000	Carrots & Turnips Fresh / Chilled	182 153	25 357	421 620	114 271
05455900	070690000	Othersalad Beetroot Salsify, And Other Fresh Or Chilled	71 872	18 605	1 551 017	391 286
05456100	070700100	Cucumbers Fresh Or Chilled	14 495	1 919	-	-
05456200	070700200	Gherkins Fresh Or Chilled	37 915	6 206	-	-
05457100	070810000	Peas (pisum Sativum) Fresh/chilled	83 499	9 494	1 348 397	407 372
05457900	070890000	Other Leguminous Vegetables Fresh Or Chilled	227 261	63 551	129 525	34 078
05458200	070952000	Truffles Fresh Or Chilled	108 600	7 618	-	-
05459100	070910000	Globe Artichokes Fresh Or Chilled	296 864	81 418	154 428	38 800
05459200	070920000	Asparagus Fresh Or Chilled	46 325	42 964	20 183	5 122
05459300	070930000	Aubergines (egg-plants) Fresh Or Chilled	3 350	472	-	-
05459400	070940000	Celery Other Than Celeriac Fresh Orchilled	58 317	4 969	-	-
05459600	070960000	Fruits Of The Genus Capsicum Or Of The Genus Pimenta Fresh Or Chilled	429 290	95 135	-	-
05459900	070990000	Other Vegetables, Fresh Or Chilled Nes	507 966	127 050	-	-
05461000	071040000	Sweet Corn Frozen	454	33	-	-
05469100	071010000	Potatoes Frozen	405 634	119 231	1 097 279	316 555
05469210	071021000	Peas (pisum Sativum) Frozen	158 323	47 109	-	-
05469290	071029000	Other Leguminous Vegetable Frozen	134 379	22 852	-	-
05469800	071080000	Other Vegetables Frozen	113 296	17 226	-	-
05469900	071090000	Mixtures Of Vegetables Frozen	537 177	80 501	-	-
05470490	071140900	Cucumber & Gherkins Oth In Airtightcontainers	20 125	9 243	-	-
05470911	071190110	Fruits Of The Genus Capsicum / Of The Genus Pimenta In Airtight Cont	9 397	703	-	-
05470991	071190910	Other Preserved Vegetables In Airtight Containers	60 019	24 594	-	-
05470999	071190990	Other Preserved Vegetables Other Than In Airtight Containers	82 800	42 780	-	-
05481100	071410100	Manioc Dried And Sliced	15 260	15 942	-	-
05481900	071410900	Manioc Other Form	5 304	896	-	-
05483200	071420000	Sweet Potatoes	4 029 138	1 111 203	-	-
05483910	071490100	Sago Pith	720 140	77 834	-	-
05483990	071490900	Other Than Sago Pith	923 227	107 065	-	-
05488000	121292000	Sugar Cane	966	382	-	-
05489100	121210000	Locust Bean, Including Locust Bean Seeds	8 350	2 244	-	-
05489910	121299100	Emping Melinjo	529 971	114 595	-	-
05612000	071220000	Onions Dried	170 773	86 294	-	-
05619100	071290100	Garlic Dried	15 908	15 173	859 389	259 140
05619900	071290900	Other Vegetables Dried	219 490	164 800	814 160	241 919
05641000	110510000	Flour, Meal And Powder	-	-	680 230	149 161
05645190	190300190	Flakes, Siftings Tapioca	40 568	20 692	-	-
05645900	190300900	Other Substitutes Of Tapioca	5 005 476	1 251 968	-	-
05661000	200410000	Potatoes Prepared Or Preserved Oth.wise Than By Vihegar Frozen	-	-	73 879	21 494
05669190	200490190	Oth. Vegetable Prepared In Airtightfrozen	-	-	152 924	101 776
05671910	200190100	Other Vegetable Preseved By Vinegarin Airtight Containers	-	-	55 124	25 958

Tabel 20. Lanjutan  
Table Continued

SITC	HS	Komoditi Commodity	Ekspor/Export		Impor/Import	
			Berat Bersih Net Weight (Kg)	Nilai FOB FOB Value (US\$)	Berat Bersih Net Weight (Kg)	Nilai CIF CIF Value (US\$)
(1)	(2)	(3)	(4)	(5)	(6)	(7)
05673110	200290110	Tomato Puree, Tomato Paste In Airtight Containers	-	-	30 000	13 688
05674110	200310100	Mushrooms In Airtight Containers	-	-	123 820	43 184
05674190	200310900	Mushrooms In Other Container	-	-	186 288	70 337
05674290	200320900	Truffles In Other Container	3 443	9 026	-	-
05677000	200580000	Sweet Corn(zea Mays Var.saccharata)not Frozen	-	-	46 430	22 619
05679600	200560000	Asparagus Prepared Or Preserved Oth Than By Vihegar Not Frozen	-	-	2 130	341
05711100	080510100	Oranges Fresh	77 759	19 553	590 291	156 799
05711200	080510200	Oranges Dried	53 394	12 340	-	-
05712110	080520110	Mandarins Fresh	117 666	52 266	2 488 804	1 296 080
05712120	080520120	Mandarins Dried	666	100	-	-
05712910	080520910	Mandarins Fresh	23 561	10 207	-	-
05712920	080520920	Clementines, Wilkings Dried	1 335	199	86 726	25 744
05721100	080530100	Lemons Fresh	1 685 698	455 364	125 702	77 200
05721200	080530200	Lemons Dried	46 833	5 801	-	-
05722100	080540100	Grapefruit Fresh	-	-	720	452
05729110	080590110	Pomelos Fresh	28 838	4 540	1 262	693
05729120	080590120	Pomelos Dried	2 000	2 745	-	-
05729920	080590920	Other Citrus Dried	33 183	6 046	-	-
05730100	080300100	Benanas, Including Plantains Fresh	2 189 320	572 359	-	-
05730200	080300200	Benanas, Including Plantains Dried	5 200	872	42 000	13 296
05740000	080810000	Apples Fresh	4 521	393	5 680 154	3 364 760
05751000	080610000	Grapes Fresh	14 647 500	21 802 473	236 776	181 737
05752000	080620000	Grapes Dried	83 799	14 697	-	-
05771110	080111000	Coconut Desiccated	74 377 679	91 074 784	715	444
05771120	080119100	Coconut In Shell	21 302	14 406	-	-
05771190	080119900	Other Coconut	715 063	106 400	-	-
05773200	080132000	Cashew Nut Shelled	12 000	4 200	-	-
05774110	080211000	Almonds In Shell Fresh Or Dried	102 348	27 382	1 174 751	295 809
05774120	080212000	Almonds Shelled Fresh Or Dried	135 000	29 300	-	-
05779110	080290110	Areca Nuts In Shell	17 581 587	4 932 138	-	-
05779120	080290120	Areca Nuts Shelled	32 764 525	9 668 506	186 200	54 160
05779910	080290910	Other Nuts In Shell	8 514 816	2 667 458	-	-
05779920	080290920	Other Nuts Shelled	1 034 127	370 941	-	-
05787300	080450300	Mangoosteens Fresh Or Chilled	1 944 400	757 286	-	-
05791110	080711000	Watermelons Fresh	593 718	144 070	22 407	21 809
05791190	080719000	Other Melons Fresh	71 889	23 254	-	-
05791200	080720000	Papaws (papayas) Fresh	2 124	208	-	-
05792000	080820000	Pears And Quinces Fresh	61 082	16 759	4 953 815	2 904 674
05793100	080910000	Apricots Fresh	45 441	16 608	-	-
05793200	080920000	Cherries Fresh	-	-	277 918	128 967
05793300	080930000	Peaches,including Nectarines Fresh	-	-	3 819	2 110
05793410	080940000	Plums And Sloes Fresh	-	-	137 971	76 103
05794100	081010000	Strawberries Fresh	31 024	36 209	-	-
05794200	081020000	Raspberries,blackberries,mulberriesand Longanberries	-	-	2 914	1 660

Tabel 20. Lanjutan  
Table Continued

SITC	HS	Komoditi Commodity	Ekspor/Export		Impor/Import	
			Berat Bersih Net Weight (Kg)	Nilai FOB FOB Value (US\$)	Berat Bersih Net Weight (Kg)	Nilai CIF CIF Value (US\$)
(1)	(2)	(3)	(4)	(5)	(6)	(7)
		Fresh				
05794400	081040000	Cranberries, Bilberries And Other Fruits Of The Genus Vaccinium Fres	1 310	172	-	-
05795000	080430000	Pineapples Fresh Or Dried	225 559	95 717	-	-
05796100	080410100	Dates Fresh	-	-	921 580	246 186
05796200	080410200	Dates Dried	-	-	38 500	9 044
05797200	080450200	Mangoes Fresh Or Chilled	210 928	47 713	503 458	119 785
05797400	080440000	Avocados Fresh Or Dried	309 022	37 624	-	-
05798110	081090110	Aren Fruits Shelled Fresh	284 380	56 898	-	-
05798120	081090120	Durian Fresh	2 100	333	-	-
05798130	081090130	Langsat / Duku Fresh	310	403	4 464	1 157
05798150	081090150	Rambutan Fresh	5 929	7 083	-	-
05798190	081090190	Other Tropical Fruits Fresh	102 339	33 425	7 204	4 482
05798900	081090900	Other Fruits Fresh	983 838	273 510	44 593	25 561
05798910	081050000	Kiwifruit Fresh	229	137	72 976	40 719
05799410	081340100	Tamarinds Dried	275 014	83 157	165 330	38 250
05799490	081340900	Other Fruit Dried	471 839	83 410	282 379	46 921
05810991	200799100	Mangoes Puree	2 633	3 436	-	-
05810999	200799900	Oth. Fruit Being Cooked Preparation	72 538	62 545	76 957	21 265
05821900	081290000	Other Fruit And Nut Provisionally Preserved	118 744	12 172	-	-
05822200	081400200	Peel Of Citrus Fruit Or Melons Dried	-	-	19 066	6 320
05832000	081120000	Raspberries, Blackberries, Mulberries	-	-	1 119	798
05839100	081190100	Other Fruit And Nuts Containingadded Sugar	369 085	74 937	374 275	166 751
05839200	081190200	Other Fruit And Nuts Not Containingadded Sugar	972	198	-	-
05892110	200811100	Roasted Ground-nut Otherwise Prepared Or Preserved	-	-	81 397	22 679
05892190	200811900	Unroasted Ground-nut Prepared Or Preserved	6 699	2 410	179	120
05892900	200819000	Other Ground-nut, Including Mixtureprepared Or Preserved	-	-	13 870	2 988
05893110	200820300	Pineapples In Syrup And In Airtight Containers	4 423	7 491	-	-
05893900	200820900	Pineapples Otherwise Preserved	1 019 683	465 758	-	-
05894000	200830000	Citrus Fruit Otherwise Prepared Or Preserved	18 210	6 750	-	-
05896800	200880000	Strawberries Prepared Or Preserved	55 630	20 400	-	-
05896990	200899000	Other Non-alcoholic Prepared	55 851	8 597	71 411	29 975
05897000	200892000	Mixtures Non-alcoholic Prepared	142 175	63 279	-	-
05910910	200919100	Orange Juice Ready For Consumption Without Dilution	-	-	147 310	39 420
05910999	200919990	Orange Juice In Other Packing	-	-	40	385
05920910	200920910	Grapefruit Juice Put Up For Retail Sale	-	-	27 004	7 310
05920990	200920990	Grapefruit Juice Not For Ret. Sale	-	-	445	3 920
05930910	200930910	Juice Of Any Oth Single Citr. Fruitput Up For Retail Sale	-	-	3 392	7 677
05930990	200930990	Juice Of Any Oth Single Citr. Fruitnot For Retail Sale	700	4 095	666	4 745
05991990	200940990	Pineapple Juice Not For Retail Sale	437 419	246 681	-	-
05993910	200960910	Grape Juice Put Up For Retail Sale	11 724	1 238	-	-
05994990	200970990	Apple Juice Not For Retail Sale	-	-	1 350	11 811
05995100	200980100	Juice Of Any Other Fruit/vegetable Ready For Consump. Without Dilutio	595 495	352 034	23 440	5 725

Tabel 20. Lanjutan  
Table Continued

SITC	HS	Komoditi Commodity	Ekspor/Export		Impor/Import	
			Berat Bersih Net Weight (Kg)	Nilai FOB FOB Value (US\$)	Berat Bersih Net Weight (Kg)	Nilai CIF CIF Value (US\$)
(1)	(2)	(3)	(4)	(5)	(6)	(7)
05995910	200980910	Juice Of Any Other Fruit/vegetable Put Up For Retail Sale	6 112	1 768	95 851	30 907
05995990	200980990	Juice Of Any Other Fruit/vegetable Not For Retail Sale	48 797	34 992	42 481	14 167
05996910	200990910	Mixtures Of Juice Requiring Dilution Put Up For Retail Sale	250	66	7 466	2 134
05996990	200990990	Mixtures Of Juice Requiring Dilution Not For Retail Sale	319 393	192 715	-	-
06111000	170111000	Cane Sugar	-	-	392 864 062	51 262 529
06112000	170112000	Beet Sugar	13 320	25 450	-	-
06121000	170191000	Other Cane Or Beet Sugar Containing Added Flavouring Or Colouring	27 528	56 200	-	-
06129191	170199191	Other Raw Sugar Refined White For Pharmaceutical Industry	-	-	35 700 391	5 136 244
06129199	170199199	Other Raw Sugar Refined White For Other Purpose	-	-	17 904 113	3 421 185
06129900	170199900	Other Raw Sugar	13 764	43 650	2 136 493	493 026
06151000	170310000	Cane Molasses	41 292	82 300	506 495	140 158
06159000	170390000	Other Molasses	-	-	197 999	55 274
06160000	040900000	Natural Honey	26 085	48 649	22 454	8 861
06191911	170211910	Lactose Not For Industry Use	-	-	215 000	59 574
06193100	170230100	Glucose & Glucose Syrup, Not Cont. Fructose For Pharmaceutical Indust	41 712	86 605	-	-
06193910	170230910	Glucose Not Containing Fructose	-	-	25	305
06199900	170290900	Other Invert Sugar	27 572	56 344	-	-
06210000	200600000	Fruit,nuts,fruit-peel & Oth. Parts Of Plants, Preserved By Sugar	-	-	91 636	37 178
06221000	170410000	Chewing Gum, Whether Or Not Sugar Coated	11 921 491	1 775 952	-	-
06229110	170490110	Medicated Sweets	158 650	217 091	-	-
06229120	170490120	Not Medicated Sweets	3 519 898	2 637 739	1 236 458	360 904
06229990	170490990	Other Confectionary Sugar	484 487	326 435	3 389	2 394
07111200	090111200	Coffee,not Roasted Not Decaffeinatearabica Wib	27 662 401	46 678 130	287 087	54 488
07111300	090111300	Coffee,not Roasted Not Decaffeinatearabica Oib	23 845 999	19 660 866	184 253	92 647
07111900	090111900	Other Coffee,not Roasted Not Decaffeinated	1 890 514	1 433 711	54 000	10 854
07112300	090112300	Coffee,not Roasted Decaffeinate Robusta Oib	863 900	719 455	-	-
07112900	090112900	Other Coffee,not Roasted Decaffeinated	19 650	15 400	-	-
07120210	090121000	Coffee Roasted Not Decaffeinated	701 172	455 337	687 970	184 222
07120221	090122100	Coffee, Roasted Decaffeinate In Powder Form	-	-	55	108
07131100	210111000	Extracts, Essences And Concentrates Of Coffee	2 164 246	7 011 915	800	1 810
07131200	210112000	Preparations With A Basis Of Extracts, Basis Of Coffee	408 406	1 040 535	35 763	22 993
07132000	090190000	Other Coffee Roasted	504 398	274 398	8 800	8 674
07210000	180100000	Cocoa Beans, Whole Or Broken, Raw Or Roasted	28 053 184	22 616 881	-	-
07220000	180500000	Cocoa Powder, Not Containing Added Sugar / Other Sweetening Matter	805 000	1 429 985	-	-
07231000	180310000	Cocoa Paste Not Defatted	-	-	8 941	4 897
07232000	180320000	Cocoa Paste Wholly/partly Defatted	2 828 975	1 487 657	-	-
07240000	180400000	Cocoa Butter, Fat And Oil.	1 360 792	1 282 474	9 589	16 398
07250000	180200000	Cocoa Shells,husks,skins And Other Cocoa Waste	621 400	170 633	-	-
07310000	180610000	Cocoa Powder, Containing Added Sugar / Other Sweetening Matter	403 800	413 931	-	-

Tabel 20. Lanjutan  
Table Continued

SITC	HS	Komoditi Commodity	Ekspor/Export		Impor/Import	
			Berat Bersih Net Weight (Kg)	Nilai FOB FOB Value (US\$)	Berat Bersih Net Weight (Kg)	Nilai CIF CIF Value (US\$)
(1)	(2)	(3)	(4)	(5)	(6)	(7)
07320000	180620000	Oth Preparations Containing Cocoa	50 087	26 194	-	-
07330100	180631000	Oth Chocolate In Blocks,slabs/bars Filled	219 305	168 615	-	-
07330200	180632000	Oth Chocolate In Blocks,slabs/bars Not Filled	147 816	168 821	-	-
07390000	180690000	Sugar Confectionary Containing Co Coa In Any Proportion	148 476	91 788	80 457	160 287
07411100	090210100	Green Tea Packing Lte. 3 Kg Leaf	55 372	45 165	52 217	42 767
07411200	090210200	Green Tea Packing Lte. 3 Kg Dust	1 028	1 468	-	-
07412100	090220100	Oth Green Tea (not Fermented) Dust	65 104	93 479	-	-
07412200	090220200	Oth Green Tea (not Fermented) Leaf	918 820	1 031 743	-	-
07413000	090230000	Black Tea (fermented) And Partly Fermented	14 000	1 808	1 308	2 122
07414100	090240100	Other Black Tea (fermeted) Leaf	11 000	5 400	-	-
07414200	090240200	Other Black Tea (fermeted) Dust	14 062 743	12 363 901	-	-
07432000	210120000	Extracts, Essences & Concentrates, Of Mate	544	3 700	32 881	24 397
07511100	090411100	Pepper Neither Crushed Nor Ground Green	378 600	367 903	-	-
07511210	090411210	White Pepper, Neither Crushed Nor Ground	83 920	75 127	-	-
07511290	090411290	Oth White Pepper, Neither Crushed Nor Ground	47 606	43 938	16 200	5 698
07511310	090411310	Black Pepper, Neither Crushed Nor Ground	40 294	46 997	-	-
07511390	090411390	Other Black Pepper, Neither Crushednor Ground	21 050	23 986	-	-
07512000	090412000	Pepper Crushed Or Ground	1 028	302	-	-
07513000	090420000	Fruits Of The Genus Capsicum Or The Genus Pimenta Dried Or Crushed	83 117	101 449	671 658	263 917
07521100	090500100	Vanilla Whole	1 863	17 864	-	-
07521900	090500900	Other Vanilla	1 469	9 419	-	-
07522100	090610000	Cinnamon & Cinnamon-tree Flowers Neither Crushed Nor Ground	18 195 695	9 008 514	-	-
07523000	090620000	Cinnamon Crushed Or Ground	246 309	112 331	-	-
07524100	090700100	Cloves	379 840	763 919	-	-
07524900	090700900	Cloves ( Whole Fruit Or Steam )	329 332	572 615	-	-
07525110	090810100	Nutmeg In Shell	553 055	520 192	48 839	13 004
07525120	090810200	Nutmeg Shelled	213 244	214 393	14 630	5 146
07525200	090820000	Mace	58 450	144 601	-	-
07525300	090830000	Cardamoms	131 219	283 015	122 087	40 578
07526100	090910000	Seeds Of Anise Or Badian	64 793	92 319	148 774	63 949
07526200	090920000	Seeds Of Coriander	10 600	23 497	502 885	186 415
07526300	090930000	Seeds Of Cumin	-	-	615 756	239 008
07526400	090940000	Seeds Of Caraway	-	-	14 697	4 616
07526500	090950000	Seeds Of Fennel Or Juniper Berries	-	-	242 292	90 113
07527100	091010100	Ginger Fresh	2 652 942	681 756	-	-
07527900	091010900	Ginger Other Than Fresh Or Dried	107 560	53 877	24 000	7 200
07528210	091020100	Saffron Fresh	804 957	105 706	-	-
07528290	091020900	Other Saffron	-	-	2 744	1 529
07529910	091091000	Mixtures Of Spices	2 500	325	-	-
07529990	091099000	Other Spices	729 440	118 009	88 165	32 476
08119900	230890000	Other Vegetable Waste Used In Animal Feeding	16 000	2 560	958 500	32 203
08124000	230210000	Bran, Sharps And Other Residues Of Maize (corn)	-	-	4 318 797	804 215
08125100	230220100	Bran Of Rice	-	-	565 502	103 181

Tabel 20. Lanjutan  
Table Continued

SITC	HS	Komoditi Commodity	Ekspor/Export		Impor/Import	
			Berat Bersih Net Weight (Kg)	Nilai FOB FOB Value (US\$)	Berat Bersih Net Weight (Kg)	Nilai CIF CIF Value (US\$)
(1)	(2)	(3)	(4)	(5)	(6)	(7)
08125900	230220900	Other Residues Of Rice	-	-	815 867	148 564
08126000	230230000	Bran & Other Residues Of Wheat	-	-	1 429 653	263 481
08131000	230400000	Oil-cake & Oth Solid Res. Resultingfrom The Extract Of Soya Bean Oil	-	-	27 430 353	6 356 584
08133000	230610000	Oil-cake And Other Solid Residues Of Cotton Seeds	-	-	15 412 144	3 689 094
08135000	230630000	Oil-cake And Other Solid Residues Of Sunflower Seeds	16 200	1 368	-	-
08136000	230640000	Oil-cake And Other Solid Residues Of Rape Or Colza Seeds	-	-	7 626 585	1 786 945
08137100	230650100	Oil-cake And Other Solid Residues Of Coconut / Copra Coconut A	99 914	21 000	-	-
08137200	230650200	Oil-cake And Other Solid Residues Of Coconut / Copra Coconut B	1 182 975	89 909	-	-
08138000	230660000	Oil-cake And Other Solid Residues Of Palm Nuts / Kernels	292 517 668	11 040 268	-	-
08139990	230690000	Other Oil-cake And Other Residues	240 861 322	7 718 472	88 903 446	19 782 039
08141100	230110100	Meat Meal.	29 852	2 592	2 354	1 191
08141900	230110900	Pellet Of Meat; Greaves Etc.	29 800	2 800	1 103 942	456 002
08142100	230120100	Fish Meal	-	-	14 764 314	6 507 222
08142900	230120900	Other Flour Of Fish	11 500	7 550	6 243 341	2 838 852
08151100	230310100	Residues Of Starch Mfc. Of Manioc	46 894	6 710	-	-
08151900	230310900	Residues Of Starch Mfc. Of Oth Thanmanioc Or Sago	-	-	3 110 782	667 670
08195000	230910000	Dog Or Cat Food, Put Up For Retail Sale	-	-	256 050	61 730
08199100	230990100	Sweetened Forage	1 555	463	-	-
08199212	230990912	Complete Feed Fow Swine	-	-	1 010 522	119 066
08199214	230990914	Milk Replacer Used For Baby Animal	-	-	225 000	8 762
08199216	230990916	Shrimp Fry Feed In Packing Of Net Weight Lt. 1 Kg	-	-	8	97
08199217	230990991	Meat Bone Meal And Hydrolised Fea Ther Meal	-	-	29 982 805	7 632 316
08199218	230990999	Other Preparations Of A Kind Used In Animal Feeding	45 694	80 210	6 619 631	2 052 891
08199219	230990919	Other Complete Feed Used For Animal	-	-	371 000	18 642
08199223	230990923	Feed Suplement For Shrimp	2 956 641	873 667	13 608 958	2 879 380
08199229	230990929	Other Feed Suplement Used For Ani Mal	-	-	827 467	404 793
09101100	151710100	Margarine, Excl. Liquid Margarine In Airtight Containers	2 200 000	284 320	-	-
09101900	151710900	Margarine, Excl. Liquid Margarine In Other Container	4 104 065	881 304	2 857	14 182
09109100	151790100	Imitation Ghee	4 688 845	1 395 611	-	-
09109910	151790910	Other Edible Mixture Of Vegetable Origin	103 959 314	33 501 253	16	195
09109920	151790920	Other Edible Mixture Of Animal Org.	505 223	178 204	-	-
09109930	151790930	Edible Mixture Of Mixed Vegetable And Animal Origin	-	-	2 637 872	70 127
09812900	200510900	Homogenised Veget.in Oth Container Not Frozen	22 935	33 873	3 049	488
09841100	210310100	Soya Sauce Sweet	30 467	21 476	-	-
09841200	210310200	Soya Sauce Salted	-	-	18 000	7 290
09841900	210310900	Other Soya Sauce	117 622	126 285	300 410	190 937
09842100	210320100	Tomato Sauce	-	-	1 371	851
09842900	210320900	Other Sauces Of Tomato	-	-	62 051	21 143
09844000	220900000	Vinegar And Substitutes For Vinegar Obtained From Acetic Acid	108 973	77 552	62 156	137 443
09849120	210390300	Mayonnaise	-	-	257	160



Tabel 20. Lanjutan  
Table Continued

SITC	HS	Komoditi Commodity	Ekspor/Export		Impor/Import	
			Berat Bersih Net Weight (Kg)	Nilai FOB FOB Value (US\$)	Berat Bersih Net Weight (Kg)	Nilai CIF CIF Value (US\$)
(1)	(2)	(3)	(4)	(5)	(6)	(7)
09849230	210390400	Tauco	1 387	513	-	-
09849900	210390900	Other Sauces & Preparation There Of	63 301	135 842	85 600	33 687
09850900	210410900	Other Soups & Broths	6 130	11 731	92 468	34 898
09860100	210210000	Active Yeasts	-	-	263 080	339 263
09860210	210220100	Inactive Yeasts	-	-	227 103	671 192
09891200	190220000	Stuffed Pasta, Whether Or Not Cookd Or Otherwise Prepared	556 039	220 318	-	-
09892000	041000000	Edible Products Of Animal Origin, Not Elsewhere Specified/included	45 724	332 660	-	-
09894100	190190100	Malt Extract	151 450	83 034	32 308	84 148
09894210	190190210	Kerupuk Of Shrimps	56 333	27 592	-	-
09894290	190190290	Other Kerupuk	197 412	157 282	38 972	95 601
09894990	190190990	Oth Malt Extract In Other Packing	-	-	944 842	525 911
09899100	210610000	Protein Concentrates And Textured Protein Substances	5 440	1 987	43 097	20 541
09899910	210690100	Autolysed Yeast Preparations	9 224	2 409	19 781	4 049
09899921	210690210	Non-alcoholic Preparations Use For Making Beverages In Packing >=25 K	-	-	2 038 317	3 282 197
09899929	210690299	Other Non-alcoholic Preparations Use For Making Beverages	59 697	111 692	786 250	1 230 143
09899930	210690300	Preparations Used For Making Jellie	-	-	270	5 463
09899990	210690900	Other Food Preparation N.e.s	-	-	140 967	322 624
11101990	220190900	Other Mineral Waters	94 205	15 941	270	5 666
11102900	220290000	Other Mineral Water Containing Added Sugar	1 146	3 177	200 450	299 444
11217190	220421900	Other Wine In Containers 2 Litre Net Or More	-	-	268	85
11230000	220300000	Beer Made From Malt.	15 002	3 947	-	-
12110100	240110100	Tobacco, Not Stemmed/stripped Virginia Type Flue Cured	19 997	18 797	-	-
12110900	240110900	Tobacco, Not Stemmed/stripped Of Other Than Virginia	642 904	830 964	-	-
12120100	240120100	Tabacco, Partly Or Wholly Stemmed/ Stripped Virginia Type Flue Cured	-	-	1 769 859	2 139 378
12120900	240120900	Tabacco, Partly Or Wholly Stemmed/ Stripped Of Other Than Virginia	1 144 018	12 436 492	62 954	193 054
12220200	240220200	Machine-made Glove Cigarettes	48 255	77 538	-	-
12220900	240220900	Other Cigarettes	15 785 961	49 423 933	-	-
12231000	240290000	Other Cigar/cigarettes Of Tobacco Substitutes	8 332	1 890	-	-
12232100	240310100	Blended Tobacco Of Burley Type	37 870	124 064	19 800	44 255
12239100	240391000	"homogenised" Or "reconstituted"tobacco	-	-	297	2 582
12239999	240399900	Other Manufactured Tobacco Extract And Essences	-	-	163 570	324 647
21111211	410121100	Other Hides And Skins Of Cows And Oxen, Whole	-	-	1	29
21170900	410229000	Raw Skins Of Sheep Or Lambs, Not Pickled; Without Wool On	-	-	3	321
21199200	410320000	Raw Hides And Skins Of Reptiles	-	-	1	142
21199900	410390000	Other Raw Hides And Skins	274 020	157 762	6	322
22211000	120210000	Ground-nuts, Not Roasted/otherwhisecooked In Shell	-	-	27 048	9 483
22212000	120220000	Ground-nuts, Not Roasted/otherwhisecooked Shelled,whether / Not Broke	422 500	93 149	2 041 296	641 281
22220100	120100100	Soya Beans, Whether Or Not Brokenyellow	-	-	2 542 969	504 737

Tabel 20. Lanjutan  
Table Continued

SITC	HS	Komoditi Commodity	Ekspor/Export		Impor/Import	
			Berat Bersih Net Weight (Kg)	Nilai FOB FOB Value (US\$)	Berat Bersih Net Weight (Kg)	Nilai CIF CIF Value (US\$)
(1)	(2)	(3)	(4)	(5)	(6)	(7)
22220900	120100900	Other Soya Beans Whether Or Not Broken	11 908	4 342	217 348	72 052
22240000	120600000	Sunflower Seeds, Whether Or Not Broken	-	-	7 133 219	2 086 392
22250000	120740000	Sesamum Seeds	-	-	1 503 956	381 875
22320000	120710000	Palm Nuts And Kernels	154 873	42 750	1 135 071	321 495
22370100	120791000	Poppy Seeds	4 800	789	-	-
22370200	120792000	Shea Nuts (karite Nuts)	550	182	-	-
22370900	120799000	Other Oil Seeds And Oleaginous Fruit, Whether Or Not Broken, Nes	778 857	258 718	-	-
22390900	120890000	Flour And Meals Of Oil Seeds	32 252	7 829	-	-
23110110	400110110	Latex Containing Lt. 1/2 % Ammonia; Cream Concentrate	496 862	238 528	27 277	52 553
23110120	400110120	Latex Containing Lt. 1/2 % Ammonia; Centrifuge Concentrate	-	-	15 588	3 269
23110190	400110190	Latex Containing Lt. 1/2 % Ammonia; Other Concentrate	3 878	2 450	48	164
23110210	400110210	Latex Containing > 1/2 % Ammonia; Cream Concentrate	3 921 426	2 566 294	-	-
23110220	400110220	Latex Containing > 1/2 % Ammonia; Centrifuge Concentrate	403 624	332 512	409 940	477 150
23110290	400110290	Latex Containing > 1/2 % Ammonia; Other Concentrate	-	-	142 333	201 679
23110900	400110900	Other Natural Rubber Latex	350 591	217 259	-	-
23121000	400121000	Smoked Sheets	18 510 937	11 189 892	61 370	26 634
23125110	400122110	Sir 3 Cv	21 679 340	13 674 514	-	-
23125150	400122150	Sir 10	44 265 469	25 086 249	-	-
23125160	400122160	Sir 20	445 457 676	230 010 437	164 950	84 102
23125190	400122190	Other Sir	34 633 446	22 878 234	-	-
23125900	400122900	Other Tsrn	21 420	15 477	-	-
23129000	400129000	Other Natural Rubber	400 680	308 178	700 550	514 742
23211110	400211100	Polybutadiene-styrene Latex	892 080	593 366	-	-
23211190	400211900	Other Polybutadiene-styrene Latex	54 918	33 576	26	317
23211910	400219100	Polybutadiene-styrene Rubber (sbr)	-	-	1 667 085	971 375
23212000	400220000	Butadiene Rubber (br)	362 880	236 851	643 969	489 478
23213100	400231000	Isobutene-isoprene (butyl) Rubber (iir)	-	-	340 860	263 456
23213900	400239000	Other Iir	-	-	259 200	476 064
23214100	400241000	Latex Of Cr	-	-	67 200	55 104
23214900	400249000	Other From Of Cr	-	-	105 802	201 893
23215100	400251000	Latex Of Nbr	-	-	1 507 150	1 757 682
23215900	400259000	Other From Of Nbr	-	-	85 080	86 354
23216000	400260000	Isoprene Rubber (ir)	-	-	287 877	299 431
23217000	400270000	Ethylene-propylene-non-conjugated Diene Rubber (epdm)	-	-	328 428	460 516
23221000	400300000	Reclaimed Rubber In Primary Forms	120 960	60 661	217 975	255 687
23222000	400400000	Waste, Parings And Scrap Of Rubber (other Than Hard Rubber)	1 715 344	973 947	-	-
24402000	450200000	Natural Cork, Debacked Or Roughly Squared	48	141	-	-
24501000	440110000	Fuel Wood, In Logs, In Billets, In Twigs,in Faggots Or In Similar For	79 109	9 905	-	-
24502100	440200100	Coconut Shell Charcoal	8 736 243	1 289 707	-	-

Tabel 20. Lanjutan  
Table Continued

SITC	HS	Komoditi Commodity	Ekspor/Export		Impor/Import	
			Berat Bersih Net Weight (Kg)	Nilai FOB FOB Value (US\$)	Berat Bersih Net Weight (Kg)	Nilai CIF CIF Value (US\$)
(1)	(2)	(3)	(4)	(5)	(6)	(7)
24502200	440200200	Mangrove Charcoal	37 237 508	3 924 026	-	-
24502900	440200900	Other Wood Charcoal	4 611 130	1 358 038	48	2 769
24615000	440122000	Wood In Chips Or Particles Of Non-coniferous	54 147	12 477	-	-
24620000	440130000	Sawdust And Wood Waste And Scrap	666 093	183 947	-	-
24730110	440310110	Wood In The Rough, Treated With Paint, Stains; Of Agathis	4 000	8 600	-	-
24730120	440310120	Wood In The Rought, Treated With Paint, Staints; Of Pine	26 075	7 473	-	-
24730211	440310211	Wood In The Rought, Treated With Paint, Staints; Of White Meranti	2 430 897	4 965	-	-
24730240	440310240	Wood In The Rough, Treated With Paint, Stains; Of Kapur	113 850	17 495	-	-
24730270	440310270	Wood In The Rough, Treated With Paint, Stains; Of Teak Wood	242 058	798 909	-	-
24730291	440310291	Wood In The Rough, Treated With Paint, Stains; Of Ebony Wood	8 930	88 153	-	-
24730297	440310297	Wood In The Rought, Treated With Paint, Staints; Of Cempaka; Rengas	2 469 379	809 637	-	-
24740300	440320300	Other Wood In The Rought Of Pine	153 302	276 896	-	-
24752999	440399990	Wood In The Rough Of Other Woods	-	-	4 600	1 212
24811000	440610000	Railway Or Tramway Sleepers Of Woodnot Impregnated	90 892	22 941	-	-
24819000	440690000	Other Railway Or Tramway Sleepers Of Wood	187 774	47 025	24 850	8 560
24820110	440710110	Agathis, Sawn Lengthwise But Not Planned, Sanded Or Finger-joined	1 752 364	927 628	120 377	45 103
24820191	440710191	Other Sawn Agathis For Parquet Flooring	40 550	25 600	-	-
24820199	440710199	Other Sawn Agathis For Oth.purposes	7 561 146	4 961 205	-	-
24820911	440710911	Sawn Lengthwise But Not Planed Of Pine	143 689	115 967	-	-
24820919	440710919	Sawn Lengthwise But Not Planed Of Other Coniferous	-	-	366	225
24820921	440710921	Sliced Or Pealed But Not Planed Of Pine	97 399	91 101	-	-
24820991	440710991	Other Wood Sawn Of Pine For Other Purposes	42 350	24 004	133 330	22 250
24830110	440910110	Worked Wood Coniferous For Parquet Flooring Of Agathis	17 000	10 774	-	-
24830190	440910190	Worked Wood Coniferous For Parquet Flooring Of Other Wood	1 196 294	590 358	-	-
24830999	440910999	Other Worked Wood Coniferous Of Of Other Wood	106 248	35 296	-	-
24840410	440724100	Sawn Lengthwise But Not Planed, Sanded Of Virola, Mahagony	2 634 846	1 642 864	-	-
24840490	440724900	Other Form Of Virola, Mahagony	298 114	203 077	-	-
24840510	440725100	Sawn Lengthwise But Not Planed, Sanded Of Dark Red Meranty	6 265 246	4 359 676	-	-
24840590	440725900	Other Form Of Dark Red Meranty	203 472	150 267	-	-
24840611	440726110	Sawn Lengthwise But Not Planed Of White Meranti	241 215	222 055	-	-
24840619	440726190	Sawn Lengthwise But Not Planed Of Other White Lauan	-	-	4 497	1 207
24840710	440799110	Sawn Lengthwise But Not Planed Of Ebony	487 192	355 605	-	-
24840729	440729290	Other Sliced Or Peeled But Not Planed Tropical Wood, Nes	25 167	16 460	-	-
24840733	440729330	Parquet Flooring Of Jongkong; Jelu Tong; Kapur	540 501	200 883	-	-
24840739	440729390	Other Parquet Flooring Of Tropical Wood, Nes	87 733	38 481	-	-

Tabel 20. Lanjutan  
Table Continued

SITC	HS	Komoditi Commodity	Ekspor/Export		Impor/Import	
			Berat Bersih Net Weight (Kg)	Nilai FOB FOB Value (US\$)	Berat Bersih Net Weight (Kg)	Nilai CIF CIF Value (US\$)
(1)	(2)	(3)	(4)	(5)	(6)	(7)
24840740	440799140	Sawn Lengthwise But Not Planed Of Giam; Jeunjing/sengon;	785 371	395 675	-	-
24840750	440799150	Sawn Lengthwise But Not Planed Of Balau; Bangkirai;	5 563 457	3 079 433	-	-
24840790	440799190	Sawn Lengthwise But Not Planed Of Other Wood	1 161 866	719 938	429 096	440 694
24840793	440729930	Other Forms Of Jongkong; Jelutong; Kapur	6 122 474	3 269 983	-	-
24840799	440729990	Other Forms Of Tropical Wood, Nes	908 438	359 082	-	-
24840811	440729110	Sawn Lengthwise But Not Planed Of Teak	51 698	24 969	-	-
24840812	440729120	Sawn Lengthwise But Not Planed Of Ramin	63 645	46 985	-	-
24840813	440729130	Sawn Lengthwise But Not Planed Of Jongkong; Jelutong; Kapur	5 833 438	2 481 836	-	-
24840819	440729190	Other Sawn Lengthwise But Not Plane Tropical Wood, Nes	307 584	145 279	-	-
24840910	440799911	Parquet Flooring Of Ebony	866 278	504 253	-	-
24840911	440791100	Oak,sawn Lengthwise But Not Planed	6 938 862	3 087 233	-	-
24840918	440791910	Sawn Wood Of Oak For Parquet Or Wood Block Writing	4 346 771	1 949 808	-	-
24840919	440791990	Sawn Wood Of Oak For Other Purposes	739 338	335 723	527 708	345 507
24840921	440792100	Beech,sawn Lengthwise But Not Plan-ed	-	-	486 956	510 659
24840940	440799914	Parquet Flooring Of Giam; Jeunjing/sengon	-	-	14 997	10 279
24840950	440799915	Parquet Flooring Of Balau/damar- Laut; Bangkirai;	499 053	270 206	-	-
24840991	440799991	Other Wood Sawn Of Ebony For Other Purposes	296 749	262 137	-	-
24840995	440799995	Other Wood Sawn Of Balau/damar Laut/bangkirai For Other Purposes	118 291	78 436	-	-
24840999	440799999	Other Wood Sawn Of Other Wood For Other Purposes	4 943 616	1 850 390	-	-
24850110	440920110	Non Coniferous For Parquet Flooring Of Ebony	961 486	555 286	-	-
24850120	440920120	Non Coniferous For Parquet Flooring Of Cendana ,sonokeling	11 100	12 401	-	-
24850130	440920130	Non Coniferous For Parquet Flooring Of Jati, Ramin, Ulin	15 704	5 729	-	-
24850140	440920140	Non Coniferous For Parquet Flooring Of Giam, Johar, Karet, Mahoni	105 100	42 345	-	-
24850150	440920150	Non Coniferous For Parquet Flooring Of Cempaka, Kapur, Keruing	2 446 003	1 131 619	31 004	31 627
24850190	440920190	Non Coniferous For Parquet Flooring Of Other Wood	233 990	153 635	-	-
24850911	440920911	Wood, Beaded, Moulded Of Non Coni- Feros Of Ebony	254 378	168 716	-	-
24850913	440920913	Wood, Beaded, Moulded Of Non Coni- Feros Of Jati, Ramin, Ulin	12 985	7 514	-	-
24850915	440920915	Wood, Beaded, Moulded Of Non Coni- Feros Of Cempaka, Kapur, Keruing	293 611	171 869	-	-
24850919	440920919	Wood, Beaded, Moulded Of Non Coni- Feros Of Other Wood	282 425	141 199	-	-
24850923	440920923	Rounded Wood Or The Like Of Non Coniferous Of Jati, Ramin, Ulin	20 500	13 059	-	-
24850925	440920925	Rounded Wood Or The Like Of Non Coniferous Of Cempaka,kapur,keruin	574 198	304 318	-	-
24850991	440920991	Other Worked Wood Non Coniferous Of Ebony	10 757	10 575	-	-
24850993	440920993	Other Worked Wood Non Coniferous Of Jati, Ramin, Ulin	87 246	88 467	-	-
24850994	440920994	Other Worked Wood Non Coniferous Of Giam, Johar,	238 579	195 058	-	-

Tabel 20. Lanjutan  
Table Continued

SITC	HS	Komoditi Commodity	Ekspor/Export		Impor/Import	
			Berat Bersih Net Weight (Kg)	Nilai FOB FOB Value (US\$)	Berat Bersih Net Weight (Kg)	Nilai CIF CIF Value (US\$)
(1)	(2)	(3)	(4)	(5)	(6)	(7)
		Karet, Mahoni				
24850995	440920995	Other Worked Wood Non Coniferous Of Cempaka,kapur,keruing	7 631 486	5 310 487	-	-
24850999	440920999	Other Worked Wood Non Coniferous Of Of Other Wood	39 724	34 560	-	-
25130000	470200000	Chemical Wood Pulp, Dissolving Grades.	1 227	299	395	789
25151000	470321000	Chemical Wood Pulp,soda Or Sulphatebleached, Of Coniferous	-	-	967 744	485 330
25152000	470329000	Chemical Wood Pulp,soda Or Sulphatebleached, Of Non-coniferous	10 152	19 811	657 292	332 116
25162900	470429000	Chemical Wood Pulp, Sulphite, Bleached, Of Non-coniferous	-	-	152 815	91 729
26310000	520100000	Cotton, Not Carded Or Combed	-	-	208 445	37 905
26320000	140420000	Cotton Linters	91 579	40 045	-	-
26410000	530310000	Jute And Other Textile Bast Fibres,raw Or Retted	-	-	134 318	14 292
26651000	550310000	Synthetic Staple Fibre Not Carded Of Nylon Or Other Polyamides	-	-	206 658	727 434
26653100	550330100	Synthetic Staple Fibre, Not Carded Acrylic	-	-	36 848	46 800
26661000	550110000	Synthetic Filament Tow Of Nylon Or Other Polyamides	-	-	44 070	105 836
26663100	550130100	Synthetic Filament Tow Of Acrylic	-	-	214	2 071
26669000	550190000	Other Synthetic Filamen Tow	-	-	25	485
26711100	550410000	Artificial Staple Fibre, Not Carded of Viscosa Rayon	26 641	63 820	-	-
26821100	510121000	Shorn Wool,degreased,not Carbonised	-	-	105	58
26901000	630900000	Worn Clothing And Oth Worn Articles	59 866	151 850	67 592	24 346
26902900	631090000	Other Used Or New Rug, cordage, rope & cable Of Twine, cordage, rope/cable	1 916 967	1 133 450	109 529	22 037
27210140	310100140	Supplementary Fertilizer	-	-	219 325	63 291
27210190	310100190	Oth. Animal Or Vegetable Fertilizer	2 304	1 569	14 585	10 690
27210900	310100900	Other Animal Or Vegetable Fertili Zer, Chemically Treated	125 689	9 266	29 306	13 219
27220100	310250100	Sodium Nitrate Containing Lte. 16,3% By Weight Of Nitrogen	-	-	29 887 482	2 402 950
27220900	310250900	Other Sodium Nitrate Fertilizer	-	-	355 107	30 518
27231000	251010000	Natural Calcium Phosphates Unground	-	-	779 767	148 319
27232000	251020000	Natural Calcium Phosphates Ground	-	-	38 888 942	5 403 968
27240000	310410000	Carnallite, Sylvite And Other Crudenatural Potassium Salts	200 000	28 000	-	-
27312121	251512100	Marely Cut Marble	-	-	1 860 834	130 970
27313110	251611000	Granite Crude Or Roughly Trimmed	7 715 999	521 124	834	3 450
27313121	251612100	Granit, Merely Cut, By Sawing Or Otherwise Into Slab	-	-	2 189 110	157 321
27323000	252010000	Gypsum; Anhydrite	-	-	255 109 724	51 075 337
27324000	252020000	Plasters	-	-	1 007 253	102 446
27331000	250510000	Silica Sands And Quartz Sands	-	-	6 753 744	1 771 794
27339000	250590000	Other Natural Sands	90 362	278 920	1 322 800	44 217
27340100	251710000	Pebbles, Gravel, Broken Or Crushed Stone	64 173	205 404	-	-
27340490	251749000	Granules, chippings & Powder Of Other Pebbles	1 000 000	15 000	91 897	27 750
27411100	250300000	Sulphur Of All Kinds, Other Than Sublimed Sulphur	51 727	174 390	30 068 911	750 270
27729900	251320000	Emery, Natural Corundum, Natural Garnet And Other Natural Abrasives	-	-	9 246 150	442 371

Tabel 20. Lanjutan  
Table Continued

SITC	HS	Komoditi Commodity	Ekspor/Export		Impor/Import	
			Berat Bersih Net Weight (Kg)	Nilai FOB FOB Value (US\$)	Berat Bersih Net Weight (Kg)	Nilai CIF CIF Value (US\$)
(1)	(2)	(3)	(4)	(5)	(6)	(7)
27822100	250410000	Natural Graphite In Powder/in Flake	-	-	21 929 860	398 912
27822900	250490000	Natural Graphite In Other Form	-	-	15 000	4 225
27823100	251810000	Dolomite Not Calcined	-	-	4 916 150	223 796
27823200	251820000	Calcined Dolomite	-	-	281 538	45 003
27825000	251990000	Other Natural Magnesium Carbonate	-	-	1 809 903	220 232
27826100	250700100	Kaolin (china Clay)	7 413	1 382	219 220	48 239
27826900	250700900	Other Kaolin	-	-	1 009 656	307 416
27827000	250810000	Bentonite	-	-	6 750 190	599 531
27829100	250820100	Fuller's Earth	-	-	320 500	62 996
27829200	250820200	Decolourising Earth	-	-	118 415	23 551
27829300	250830000	Fire-clay	-	-	618 175	139 517
27829400	250840000	Other Clays	-	-	206 088	43 748
27829700	250870000	Chamotte Or Dinas Earths	-	-	978 738	270 509
27830200	250100200	Salt In Bulk, Containing Na.cl Min.	-	-	42 564 334	13 035 202
27830900	250100900	Other Salt	-	-	35 877 783	752 374
27840000	252400000	Asbestos.	-	-	2 045 567	834 082
27851290	250629000	Other Quartzite	-	-	30 395 336	571 728
27852100	252510000	Crude Mica And Mica Rifted Into Sheets Or Splittings	-	-	90 000	34 601
27852200	252520000	Mica Powder	-	-	12 771 106	451 536
27853100	252910000	Felspar	-	-	8 682 087	504 331
27854100	252921000	Fluorspar Containing By W/ Lte. 97 %	-	-	66 154	10 249
27869000	262100000	Other Slag & Ash, Including Seaweedash (kelp)	1 000 000	15 000	220 000	105 996
27892100	251110000	Natural Barium Sulphate (barytes)	228	69	12 098 450	572 682
27893200	252620000	Natural Steative Crushed Or Powderd	-	-	1 971 801	394 780
27894100	252810000	Natural Sodium Borates.	-	-	572 000	42 493
27895000	251200000	Siliceous Fossil Meals & Similars	-	-	4 200 000	291 600
27896000	271410000	Bituminous/oil Shale And Tar Sands	-	-	20 022	6 367
27897000	271490000	Other Natural Bitumen & Aspalt	-	-	1 497 992	321 917
27898000	253010000	Vermiculite, Perlite And Chlorites,unexpanded	-	-	464	751
27899210	253020100	Kieserite	-	-	6 886 838	621 244
27899900	253090000	Other Mineral Substances	-	-	4 700 000	525 847
28210000	720410000	Waste And Scrap Of Cast Iron	-	-	227 320	168 824
28221000	720421000	Waste And Scrap Of Alloy Stainless Steel	27 039	10 689	232 373	51 369
28229000	720429000	Oth. Waste And Scrap Of Alloy Steel	48 980	9 061	29 958 735	2 278 149
28231000	720430000	Waste And Scrap Of Tinned Iron Or Steel	80 639	26 867	118 380	16 416
28239000	720449000	Other Waste And Scrap	-	-	36 990 028	3 807 168
28310000	260300000	Copper Ores And Concentrates.	22 890 267	9 201 874	-	-
28321000	740110000	Copper Mattes	1 363	1 295	-	-
28410000	260400000	Nickel Ores And Concentrates.	-	-	48 222	46 211
28520000	281820000	Other Aluminium Oxide	-	-	62 101 574	12 950 527
28770000	260200000	Manganese Ores & Concentrates, Witha Manganese Content >= 20%	-	-	22 801 086	1 892 764
28783000	261400000	Titanium Ores And Concentrates.	-	-	120 000	56 796
28784000	261510000	Zirconium Ores And Concentrates	-	-	419 966	263 318
28791000	261000000	Chromium Ores And Concentrates.	-	-	2 507	4 427

Tabel 20. Lanjutan  
Table Continued

SITC	HS	Komoditi Commodity	Ekspor/Export		Impor/Import	
			Berat Bersih Net Weight (Kg)	Nilai FOB FOB Value (US\$)	Berat Bersih Net Weight (Kg)	Nilai CIF CIF Value (US\$)
(1)	(2)	(3)	(4)	(5)	(6)	(7)
28810190	262019000	Ash & Residues Of Oth. Zinc Spelter	7 000 000	3 903 675	-	-
28823000	760200000	Aluminium Waste And Scrap	2 528 153	4 085 982	2 165 550	2 895 306
28826000	800200000	Tin Waste And Scrap.	80	172	-	-
29111100	050610000	Ossein And Bones Treated With Acid	33 340	21 017	-	-
29115000	050800000	Coral And Similar Material, Unworkd Or Simply Prepared	14 743	13 434	-	-
29116990	050790900	Other Hooves	533	3 384	-	-
29192100	050210000	Pigs', Hogs' Or Boars' Bristles And Hair And Waste Thereof	8 716	9 892	19 900	4 997
29192900	050290000	Other Pig's, Hog's And Other Brush Making Hair	789	23 670	-	-
29195900	050590000	Other Parts Of Birds	-	-	26 930	31 078
29196000	051191000	Product Of Fish Or Crustaceans, Molluscs Or Other Aquatic Invertabrate	30 165	11 658	24 032	44 442
29197000	050900000	Natural Sponges Of Animal Origin	-	-	1 200	374
29199190	051199190	Semen Of Other Swine, Goats & Sheep	-	-	9 027	8 339
29199200	051199200	Sinews And Tendons	-	-	125	237
29199900	051199900	Other Semen	-	-	129 000	79 144
29221000	130110000	Lac	1 946	355	-	-
29229100	130190100	Gum	2 242 538	1 258 441	25 330	10 463
29229240	130190240	Resin Of Pine	1 343 781	352 213	37 600	12 372
29229290	130190290	Other Resin	2 653 459	794 512	22 000	7 659
29229900	130190900	Other Lac	1 384 467	850 759	85 029	37 023
29231000	140110000	Bamboos	13 050	157 239	63 312	70 859
29232100	140120100	Rattan Mixed, Roughly Rubbed, Un Washed, Smoked Or Sulphured	94 138	126 536	-	-
29232500	140120500	Round Rattan, Fine Polished Of A Kind Used Primarily For Plaiting	3 412	30 648	18 600	25 200
29241000	121110000	Liquorice Roots	67 200	13 203	-	-
29249110	121190110	Vetiver Roots	95 180	108 378	-	-
29249130	121190130	Laca Wood	500	132	-	-
29249140	121190140	Sandal Wood	3 809	4 516	-	-
29249150	121190150	Patchouli Leaf, Including Stalk Andtwig	179 768	75 103	-	-
29249190	121190190	Other Plants For Perfumery	312 972	43 677	57 390	11 613
29249210	121190210	Temulawak	150 088	10 692	-	-
29249220	121190220	Cubeb Pepper	14 468	4 239	-	-
29249230	121190230	Kumis Kucing	1 018	237	-	-
29249250	121190250	Cassia Fistula	225	59	-	-
29249290	121190290	Other Plant Used Pharmacy	72 919	25 236	408 539	101 407
29253000	120930000	Seeds Of Herbaceous Plants Cultivatted Principally For Their Flowers	282 658	444 369	-	-
29254190	120919000	Other Beet Seed	-	-	2	190
29254910	120991000	Vegetable Seeds	-	-	238 660	69 602
29259000	120999000	Other Seeds, Fruit And Spores Of A Kind Used For Sowing, Nes	150 903	202 469	-	-
29261100	060110000	Bulbs, Tubers, Tuberous Roots,comsand Rhizomes, Dormant	2 635	47 731	34	2 980
29261290	060120900	Other Bulbs	65 079	137 925	110 000	19 855

Tabel 20. Lanjutan  
Table 20. Continued

SITC	HS	Komoditi Commodity	Ekspor/Export		Impor/Import	
			Berat Bersih Net Weight (Kg)	Nilai FOB FOB Value (US\$)	Berat Bersih Net Weight (Kg)	Nilai CIF CIF Value (US\$)
(1)	(2)	(3)	(4)	(5)	(6)	(7)
29269110	060210100	Rubber Wood Unrooted Cutting And Slips	64 875	13 949	-	-
29269190	060210900	Other Unrooted Cutting & Slips Of Rubber Woods	1 094	5 118	-	-
29269400	060240000	Roses, Grafted Or Not	3 765	323	-	-
29269910	060290100	Rubber Budwood	10 673	21 814	-	-
29269921	060290210	Orchid Plants : Seedlings	309 510	20 597	-	-
29269939	060290299	Other Orchid Plants	-	-	70	121
29269941	060290310	Marine Plants In Aquarium	15 250	1 510	-	-
29269950	060290320	Fresh Water Plants In Aquarium	32 140	453 934	75	154
29271000	060310000	Fresh Cut Flowers For Ornamental Purposes	52 842	94 734	14 000	5 595
29271900	060390000	Other Fresh Cut Flowers For Ornamental Purposes	8 523	26 132	-	-
29272110	060410100	Moses And Lichens Fresh	360 636	98 290	-	-
29272990	060499000	Oth Moses & Lichens Oth. Than Fresh	138 079	75 899	27 631	22 947
29292110	140210000	Kapok	15 000	73 480	-	-
29293100	140310000	Broomcorn (sorghum Vulgare Var. Technicum)	70 416	60 341	-	-
29293900	140390000	Other Vegetable Materials Of A Kind Used Primarily In Brooms	2 827 317	462 339	-	-
29294190	130219000	Other Vegetable Saps And Extracts	76 000	195 818	3 330	1 890
29296100	130231000	Agar-agar	415 090	1 456 461	21 667	2 277
29296200	130232000	Mucilages & Thickeners, Whether Or Not Moif. Deriv. From Locust Beans	-	-	32 000	9 600
29296900	130239000	Other Mucilages & Thickeners	6 000	74 040	-	-
29297100	121220100	Seaweeds	-	-	76 800	15 243
29299130	140410300	Gambir	15 008 928	6 244 524	-	-
29299190	140410900	Other Raw Veg. Matrl. Used In Dyeing Or Tanning	527 438	725 202	-	-
29299990	140490900	Other Vegetable Products	430 977	361 790	-	-
32121000	270112000	Bituminous Coal	7 774	1 468	-	-
32122000	270119000	Other Coal	2 119 048	189 538	-	-
32500000	270400000	Coke And Semi-coke Of Coal, Of Lig Nite Or Of Peat	-	-	1 578 400	330 474
33419900	271000290	Other Motor Spirit	-	-	16 000	3 600
33429100	271000100	Petroleum, Partly Refined,includingtopped Crudes	-	-	156 000	28 000
33450910	271000910	Lubricating Oil Without Additive	356	290	96 986	677
33450920	271000920	Liquid Lubricant Preparation	-	-	336 397	96 159
33450930	271000930	Solid & Semi Solid Lubricant Pre - Paration	-	-	205 342	212 110
33450950	271000950	Transformer Oil	-	-	244 923	214 409
33450990	271000990	Other Petroleum Oil	31 000	42 916	569 717	389 458
33512910	271290100	Paraffin Wax	-	-	354 708	190 713
33512990	271290900	Other Petroleum Jelly	-	-	210 000	88 876
33525400	270740000	Naphthalene	-	-	195 809	18 694
33525500	270750000	Other Aromatic Hydrocarbon Mixtures>=65% By Vol. Distils At 250 C	-	-	5 364 775	780 811
33525600	270760000	Phenols	-	-	393 180	223 915
33525910	270791000	Creosote Oils	-	-	80 000	37 864
33525991	270799100	Aromatic Rubber Processing Oil	-	-	3 625 507	1 310 984
33525999	270799900	Other Aromatic Rubber	-	-	113 472	24 576
33531000	270810000	Pitch	-	-	324	1 394
33532000	270820000	Pitch Coke	-	-	19 148 627	4 869 744



Tabel 20. Lanjutan  
Table Continued

SITC	HS	Komoditi Commodity	Ekspor/Export		Impor/Import	
			Berat Bersih Net Weight (Kg)	Nilai FOB FOB Value (US\$)	Berat Bersih Net Weight (Kg)	Nilai CIF CIF Value (US\$)
(1)	(2)	(3)	(4)	(5)	(6)	(7)
33541200	271320000	Petroleum Bitumen	-	-	10 875 503	1 385 044
33542120	271312000	Petroleum Coke Calcined	-	-	13 537 450	3 166 725
41111100	150410100	Cod Liver Oil	1 045 249	268 397	83 830	93 089
41111900	150410900	Other Fish Liver Oils	20 237	7 097	70 185	40 696
41112000	150420000	Fats And Oils And Their Fractions, Of Fish Other Than Liver Oils	-	-	492 073	316 910
41120000	150100000	Pig Fat (including Lard) & Poultry Fat, other Than Of Hd 02.09 Or 15.03	21 097	7 343	-	-
41134000	150510000	Wool Grease, Crude	16 092	2 333	-	-
41135100	150590100	Lanolin	3 850	18 287	-	-
41139000	150600000	Other Animal Fats & Oils & Their Fractions, Not Chemically Modified	-	-	17 267	8 371
42111000	150710000	Crude Oil, Of Soya Bean Whether Or Not Degummed	-	-	319 750	174 620
42129000	151229000	Other Sun Flower & Cotton Seed Oil	1 492 940	438 546	-	-
42149000	151000000	Other Oils And Their Fractions, Obtained Solely From Olives	7 786 122	1 243 945	-	-
42169000	151529000	Other Maize Oil	-	-	103 494	50 088
42180000	151550000	Sesame Oil And Its Fractions	-	-	433 879	204 334
42219000	151519000	Other Linseed Oil	120 000	33 600	18 620	5 586
42221000	151110000	Crude Palm Oil	624 679 244	136 611 418	-	-
42229000	151190000	Other Palm Oil	1 359 270 267	306 414 007	6 312	3 145
42231000	151311000	Crude Oil Of Copra	86 306 615	20 469 965	-	-
42239000	151319000	Other Copra Oil	33 512 094	8 860 366	-	-
42241000	151321000	Crude Oil Of Palm Kernel	239 938 688	58 594 807	-	-
42249000	151329000	Other Palm Kernel Oil	55 217 318	16 121 608	143 468	50 248
42299990	151590900	Other Fixed Vegetable Fats & Oil	2 518 240	632 248	101 723	49 127
43110120	151800120	Soya Bean Oil	2 130 653	548 107	-	-
43110190	151800190	Other Chemically Modified Of Animal Or Vegetable Oil	1 289 620	382 770	-	-
43110910	151800910	Mixture Of Vegetable Origin	1 980 240	357 865	245 540	105 586
43110930	151800930	Mixture Of Vegetable & Animal Origin	568 000	96 560	-	-
43121100	151610100	Animal Fats & Oil >= 10 Kg	90 000	21 600	-	-
43121900	151610900	Animal Fats & Oil In Other Pack	150 000	18 000	-	-
43122100	151620100	Vegetable Fats & Oil >= 10 Kg	22 537 455	8 309 843	12 384	5 900
43122900	151620900	Vegetable Fats & Oil In Other Pack	3 795 122	1 025 210	-	-
43131100	382311000	Industrial Stearic Acid	33 203 027	12 526 210	40 734	19 284
43131300	382313000	Tall Oil Fatty Acid	41 500	13 851	-	-
43131910	382319100	Acid Oils From Refining	454 242	102 109	-	-
43131990	382319900	Other Industrial Monocarboxylic Fatty Acids, Nes	62 830 132	12 429 559	10 000	4 950
43133000	152200000	Degras; Residues Resulting From The Treatment Fatty Substances	3 340 831	810 864	-	-
43141000	152110000	Vegetable Waxes	-	-	200	1 639
43142000	152190000	Other Vegetable Wax	1 500 000	292 500	52	704
51112000	290122000	Unsaturated Propene (propylene)	-	-	488 290	67 227
51113230	290123000	Unsaturated Butene (butylene) And Isomers There Of	-	-	267 529	43 122
51114000	290110000	Acyclic Hydrocarbons Saturated	-	-	959 548	130 772
51123000	290230000	Toluene	-	-	2 062 251	772 189

Tabel 20. Lanjutan  
Table Continued

SITC	HS	Komoditi Commodity	Ekspor/Export		Impor/Import	
			Berat Bersih Net Weight (Kg)	Nilai FOB FOB Value (US\$)	Berat Bersih Net Weight (Kg)	Nilai CIF CIF Value (US\$)
(1)	(2)	(3)	(4)	(5)	(6)	(7)
51129190	290219000	Other Cyclohexane	-	-	23 000	27 140
51129990	290290900	Other Alkyl Benzene	-	-	84 561	29 022
51133000	290323000	Tetrachloroethylene (perchloro- Ethylene)	-	-	36 536	15 211
51136110	290311000	Chloromethane (methyl Chloride) Andchloroethana ( Ethyl Chloride)	-	-	23 710	6 870
51136120	290312000	Dichloromethane(methylene Chloride)	-	-	101 327	53 720
51136990	290319900	Other Saturated Chlorinated	-	-	57 900	31 080
51138599	290345990	Other Halogenated Derivates Of Acyclic Hydrocarbons	-	-	113 432	46 912
51138900	290349000	Other Perhalogenated Derivatives With Other Flourine & Chlorine	-	-	101 000	9 630
51211000	290511000	Methanol (methyl Alcohol)	86 400	18 576	5 296 427	939 342
51212000	290512000	Propan-1-ol (propyl Alcohol) And Propan-2-ol(isopropyl Alcohol)	-	-	2 691 210	466 618
51216000	220720000	Ethyl Alcohol And Other Spirits, Denatured, Of Any Strength	2 454	12 211	9 695	35 497
51217000	382370000	Industrial Fatty Alcohols	1 164 055	682 668	825	1 457
51219170	290517000	Dodecan-1-ol , Hexadecan-1-01 And Octadecan-1-01	73 065	58 163	4 706 921	654 120
51219191	290519100	2 Ethyl Hexanol	-	-	12 000	15 600
51219199	290519900	Other Saturated Monohydric Alcohols	-	-	7 147	40 828
51219290	290529000	Oth Unsaturated Monohydric Alcohols	-	-	2 804 255	645 051
51222100	152000000	Glycerol, Crude; Glycerol Waters And Glycerol Lyes	3 972 080	869 763	-	-
51226000	290545000	Glycerol	10 712 105	8 506 697	86 199	102 358
51229320	290532000	Propylene Glycol (propane-1,2-diol)	-	-	116 528	295 415
51229390	290539000	Other Diols	-	-	2 989 983	648 638
51229410	290541000	2-ethyl-2-propane-1,3-diol	-	-	192	2 269
51231110	290611000	Menthol	249 000	230 899	-	-
51231130	290613000	Sterols And Inositols	-	-	74 142	59 304
51235290	290629000	Other Aromatic	-	-	1 500	63 000
51241000	290711000	Phenol (hydroxybenzene) & Its Salts	-	-	5 545 443	1 677 867
51243190	290719000	Other Monophenols	-	-	94 529	24 746
51243220	290722000	Hydroquinone (quinol) And Its Salts	-	-	78 790	45 274
51243290	290729000	Other Polyphenols	-	-	38 500	113 600
51371210	291521000	Acetic Acid	-	-	171 401	55 168
51371290	291529000	Other Acetic Acid And Their Salt	-	-	66 480	48 710
51372310	291531000	Ethyl Acetate	-	-	227 430	113 689
51372390	291539000	Other Esters Of Acetic Acid	-	-	71 671	39 262
51374110	291511000	Formic Acid	-	-	28 949	11 577
51376100	291570100	Stearic Acid	19 036 348	6 568 074	95 034	117 561
51376900	291570900	Other Palmitic Acid	6 995 858	2 232 057	16 004	7 079
51377500	291550000	Propionic Acids, Its Salts And Esters	-	-	9 047	7 731
51377900	291590000	Other Saturated Acyclic Monocarbox-ylic Acids	10 496 164	5 209 874	128 933	89 377
51378000	291615000	Oleic, Linoleic Or Linolenic Acids,their Salts And Esters	5 395	948	99 881	80 765
51379310	291631000	Benzoic Acid, Its Salts And Esters	-	-	136 728	91 641
51389190	291719000	Other Acyclic Polycarboxylic Acids	-	-	32 000	19 440
51389340	291734000	Other Esters Of Orthophthalic Acid	-	-	5 956	6 662

Tabel 20. Lanjutan  
Table Continued

SITC	HS	Komoditi Commodity	Ekspor/Export		Impor/Import	
			Berat Bersih Net Weight (Kg)	Nilai FOB FOB Value (US\$)	Berat Bersih Net Weight (Kg)	Nilai CIF CIF Value (US\$)
(1)	(2)	(3)	(4)	(5)	(6)	(7)
51389390	291739000	Other Polycarboxylic Acids	-	-	48 015	29 525
51391140	291814000	Citric Acid	19 520	19 520	17 749	16 736
51391159	291815900	Salts And Esters Of Citric Acid	-	-	6 060	6 680
51392190	291819000	Other Carboxylic Acid With Alcohol Function	-	-	46 481	39 245
51451110	292111000	Methylamine, Di-or Trimethylamine And Their Salts	-	-	51 325	43 293
51451120	292112000	Diethylamine And Its Salts	-	-	2 864	7 289
51451190	292119000	Other Acyclic Monoamines	-	-	77 638	125 864
51452290	292129000	Other Acyclic Polyamines	-	-	22 714	28 239
51453000	292130000	Cyclanic, Cyclenic Or Cycloterpenicmono Or Polyamines, And Their Drv.	-	-	78 288	99 006
51454420	292142000	Aniline Derivatives And Their Salts	-	-	14 000	16 030
51454490	292149000	Other Aromatic Monoamines	-	-	38 000	44 800
51455510	292151000	O-, M-, P-phenylenediamine,diamino-toluenes And Their Drv.salt Thereo	-	-	82 081	109 454
51455590	292159000	Other Aromatic Polyamines	-	-	1	44
51464100	292241000	Lysine And Its Esters;salts Thereof	-	-	276 519	424 087
51464221	292242210	Msg (mono Sodium Glutamate)	25 000	26 250	-	-
51471110	292410110	Monocrothophos	38 610	42 048	-	-
51471900	292410900	Other Acyclic Amides	423 600	313 967	127 815	76 701
51481100	292310000	Choline And Its Salts	-	-	193 939	250 390
51481200	292320000	Lecithins And Oth Phosphoaminolipid	64 000	28 480	267 900	257 448
51481900	292390000	Other Quanternary Ammonium Salts	-	-	62 703	39 225
51482190	292519000	Other Imides And Their Derivatives	-	-	86 597	69 594
51482200	292520000	Imines And Their Derivatives; Saltsthereof	-	-	213 381	156 804
51484900	292690000	Other Nitril Function Compounds	-	-	47 645	942 986
51489100	292910000	Isocyanates	-	-	282 418	963 885
51489911	292990110	Sodium Cyclamate	39 860	41 805	-	-
51541000	293010000	Dithiocarbonates (xanthates)	-	-	56 422	111 945
51542000	293020000	Thiocarbamates And Dithiocarbamates	-	-	381 014	906 562
51543000	293030000	Thiuram Mono-,di- Or Tetrasulphides	-	-	84 971	220 930
51544000	293040000	Methionine	-	-	519 046	753 873
51549000	293090000	Other Organo Sulphur Compound	-	-	78 000	176 865
51550920	293100920	N (phosphonomethyl) Glycine Acid	-	-	328 213	790 635
51561790	293379000	Other Lactams	-	-	20 000	9 200
51573000	293329000	Other Compounds Containing Unfused Imidazole Ring	-	-	58 500	127 236
51574390	293339000	Other Compound Containing Unfused Pyridine Ring	-	-	712 181	3 088 619
51575000	293340000	Compounds Containing A Quinoline Orisoquinoline Ring-system; Not Fuse	-	-	322 598	2 766 908
51576610	293361000	Melamine	-	-	16 610	29 700
51576690	293369000	Other Compound Containing Unfused Triazine Ring	-	-	175 617	261 700
51577000	293390000	Other Heterocyclic Compound With Nitrogen Heteroatom	-	-	40 500	18 630
51579200	293420000	Compound Containing A Benzothiazolering System, Not Further Fused	-	-	436 302	764 685
51612000	291100000	Acetals And Hemiacetals, Whether Ornot With Oth Oxygen,& Their Halogn	-	-	200	720
51617410	290941000	2,2'-oxydiethanol (diethylene Glycol, Digol)	-	-	29 484	52 140

Tabel 20. Lanjutan  
Table Continued

SITC	HS	Komoditi Commodity	Ekspor/Export		Impor/Import	
			Berat Bersih Net Weight (Kg)	Nilai FOB FOB Value (US\$)	Berat Bersih Net Weight (Kg)	Nilai CIF CIF Value (US\$)
(1)	(2)	(3)	(4)	(5)	(6)	(7)
51621110	291211000	Methanal (formaldehyde)	750	2 337	-	-
51621190	291219000	Other Acyclic Aldehydes	-	-	10 559	38 572
51622290	291229000	Other Cyclic Aldehydes	-	-	8 782	1 447
51622490	291249000	Other Aldehyde Ether	-	-	12	653
51623000	291411000	Acetone	-	-	2	58
51624000	291412000	Butanone (methyl Ethyl Ketone)	-	-	434 232	203 489
51627000	291421000	Camphor	40 743	39 928	530	272
51631100	291900100	Ethepon	-	-	35 940	39 616
51631900	291900900	Other Phosporic Esters	-	-	6 666	8 919
51639100	292010000	Thiophosphoric Esters (phosphoroth-ioates) And Their Salts; Nitrosate	-	-	22 543	36 548
51691900	350790000	Other Enzymes	-	-	35 302	26 944
51699000	294200000	Other Organic Compounds.	-	-	23 453	60 304
52210110	280300110	Acetylene Black	-	-	395 534	412 342
52210190	280300190	Other Carbon Black	-	-	1 170 360	824 158
52210900	280300900	Other Carbon	-	-	202 492	207 877
52221100	280410000	Hydrogen	-	-	400	527
52221290	280429000	Other Rares Gases	40 000	12 000	11	464
52222700	280470000	Phosphorus	-	-	137 639	25 604
52222800	280480000	Arsenic	-	-	161 600	26 416
52222900	280490000	Selenium	-	-	6 921	30 953
52223610	280461000	Silicon Containing By W/ > 99.99 % Of Silicon	-	-	897 833	293 734
52223690	280469000	Silicon Containing By W/ Lte. 99.99 %of Silicon	-	-	104 067	20 939
52226000	280200000	Sulphur, Sublimed Or Precipitated; Colloidal Sulphur	-	-	246 208	27 335
52228100	280511000	Sodium	-	-	41 913	5 752
52229210	280521000	Calsium	-	-	36 639	49 350
52231100	280610000	Hydrogen Chloride (hydrochloric Acid)	14 637 002	235 476	164 942	65 368
52232000	280700000	Sulphuric Acid; Oleum.	413 412	24 071	1 200 012	131 622
52233000	280800000	Nitric Acid; Sulphonitric Acids.	-	-	626 099	242 423
52234100	280910000	Diphosphorus Pentaoxide	-	-	55 200	12 470
52234210	280920100	Meta,ortho & Pyro Phosphoric Acids	-	-	1 745 773	702 252
52235000	281000000	Oxides Of Boron; Boric Acids.	-	-	696 218	266 186
52236110	281111000	Hydrogen Fluoride (hydrofluoric Acid)	-	-	21 000	10 920
52236190	281119000	Other Inorganic Acids	-	-	58 800	30 282
52237100	281122100	Silica Powder Precipitated Dehy - Drated	-	-	862 561	369 250
52237900	281122900	Other Silicon Dioxide	-	-	413 087	135 810
52238000	281123000	Sulphur Dioxide	-	-	38 400	5 376
52239100	281121000	Carbon Dioxide	-	-	590 900	247 633
52239900	281129000	Other In Organic Oxygen	-	-	300	520
52241900	281290000	Other Halide Oxide Of Non Metal	57 600	2 995	-	-
52251100	281700100	Zinc Oxide	-	-	151 884	80 971
52252100	281910000	Chromium Trioxide	-	-	240 000	44 863
52253100	282010000	Manganese Dioxide	172 800	8 409	1 887 746	963 061
52253900	282090000	Other Manganese Oxides	-	-	89 900	85 561
52254110	282110100	Iron Oxides	-	-	2 651 019	714 275

Tabel 20. Lanjutan  
Table Continued

SITC	HS	Komoditi Commodity	Ekspor/Export		Impor/Import	
			Berat Bersih Net Weight (Kg)	Nilai FOB FOB Value (US\$)	Berat Bersih Net Weight (Kg)	Nilai CIF CIF Value (US\$)
(1)	(2)	(3)	(4)	(5)	(6)	(7)
52254200	282120000	Earth Colours Containing >= 70% Of Fe2O3	-	-	101 220	16 903
52255100	282200100	Cobalt Oxides.	-	-	165 094	22 479
52256000	282300000	Titanium Oxides	133 200	24 445	959 776	1 425 024
52261100	281410000	Anhydrous Ammonia	57 740	23 739	-	-
52261200	281420000	Ammonia In Aqueous Solution	-	-	331 761	116 058
52262000	281511000	Sodium Hydroxide Solid	-	-	366 916	94 347
52263000	281512000	Sodium Hydroxide In Aqueous Solution	-	-	98 058	23 135
52264200	281520000	Potassium Hydroxide (caustic Potash)	520	1 260	1 297 910	345 368
52266000	281830000	Aluminium Hydroxide	-	-	1 122 427	269 706
52268900	282510900	Hydroxylamine And Their In Organic Salt	-	-	72 110	138 238
52269200	282520000	Lithium Oxide And Hydroxide	-	-	20 000	8 405
52269400	282540000	Nickel Oxides And Hydroxides	-	-	42 795	18 959
52269500	282550000	Copper Oxides And Hydroxides	-	-	4 065	3 552
52269900	282590000	Other Hidrazine And Hydroxylamine	-	-	71 467	141 563
52310200	282620000	Fluorosilicates Of Sodium Or Of Potassium	-	-	34 797	73 448
52321000	282710000	Ammonium Chloride	-	-	3 676 158	1 125 120
52322000	282720000	Calcium Chloride	-	-	549 701	99 771
52329310	282731000	Other Chlorides Of Magnesium	-	-	56 484	12 140
52329380	282738000	Other Chlorides Of Barium	-	-	21 000	2 583
52329390	282739000	Other Chlorides, Chloride Oxides	-	-	20 168	4 600
52331100	282810000	Commercial Calcium Hypochlorite And Other Calcium Hypochlorites	-	-	40 064	19 274
52331931	282890310	Hypochlorites Of Sodium	-	-	177 657	61 642
52339190	282919000	Other Chlorates Compounds	-	-	71 500	27 036
52343100	283110000	Dithionites & sulphoxylates Of Sodium	-	-	62 000	37 680
52344100	283210000	Sodium Sulphites	-	-	602 449	204 508
52344200	283220000	Other Sulphites	-	-	200 000	16 000
52344300	283230000	Thiosulphates	-	-	84 796	17 551
52345110	283311000	Disodium Sulphate	247 500	83 350	3 224 038	272 136
52345192	283319000	Other Sodium Sulphates	-	-	717 946	57 948
52349210	283321000	Other Sulphates Of Magnesium	-	-	525 332	50 129
52349220	283322000	Other Sulphates Of Aluminium	-	-	1 792 969	92 977
52349250	283325000	Other Sulphates Of Copper	-	-	773 000	97 581
52349260	283326000	Other Sulphates Of Zinc	-	-	393 684	57 013
52349300	283330000	Alums	-	-	104 000	32 807
52349400	283340000	Peroxosulphates (persulphates)	-	-	41 000	7 790
52352000	283421000	Nitrates Of Potassium	-	-	323 350	60 743
52359220	283422000	Nitrates Of Bismuth	-	-	104 000	21 719
52359290	283429000	Other Nitrites, Nitrates	-	-	447 713	134 073
52363220	283522000	Phosphates Of Mono-or Disodium	-	-	356 193	150 391
52363230	283523000	Phosphates Of Trisodium	-	-	251 880	131 383
52363250	283525000	Calcium Hydrogenorthophosphate ("dicalcium Phosphate")	-	-	1 040 823	340 035
52363260	283526000	Other Phosphates Of Calcium	-	-	793 499	200 236
52363290	283529000	Phosphates Of Other Compounds	69 000	22 637	554 221	160 276

Tabel 20. Lanjutan  
Table Continued

SITC	HS	Komoditi Commodity	Ekspor/Export		Impor/Import	
			Berat Bersih Net Weight (Kg)	Nilai FOB FOB Value (US\$)	Berat Bersih Net Weight (Kg)	Nilai CIF CIF Value (US\$)
(1)	(2)	(3)	(4)	(5)	(6)	(7)
52364000	283531000	Sodium Triphosphate (sodium Tripolyphosphate)	-	-	262 332	77 360
52365100	283539100	Sodium Hexametaphosphates	-	-	13 440	8 960
52371000	283610000	Commercial Ammonium Carbonate And Other Ammonium Carbonates	-	-	1 059 874	311 613
52372000	283620000	Disodium Carbonate	-	-	12 045 815	1 623 327
52373000	283630000	Sodium Hydrogencarbonate(sodium Bicarbonate)	-	-	8 586 371	1 165 811
52374000	283640000	Potassium Carbonates	-	-	329 349	56 326
52379510	283650100	Food & Pharmaceutical Grade Of Calcium Carbonate	-	-	939 722	265 545
52379590	283650900	Other Calcium Carbonate	-	-	2 541 261	457 937
52379600	283660000	Barium Carbonate	-	-	54 000	9 611
52379910	283691000	Lithium Carbonates	-	-	155 840	31 676
52379990	283699000	Other Carbonates	-	-	962 171	198 111
52383191	283919100	Sodium Silicate	-	-	432 972	104 283
52383199	283919900	Other Sodium Silicates	-	-	191 467	30 575
52383200	283920000	Potassium Silicates	-	-	28 692	7 839
52383900	283990000	Other Silicates	-	-	124 758	20 485
52384190	284019000	Other Disodium Tetraborates	-	-	363 081	140 039
52384200	284020000	Other Borates	-	-	18 000	6 210
52389900	284290000	Other Salt Of In Organic Acids	-	-	179 550	70 024
52431400	284140000	Potassium Dichromate	-	-	199 500	78 204
52432210	284321000	Silver Nitrate	-	-	252 000	92 484
52491100	284700100	Liquid Hydrogen Peroxide	-	-	798 766	322 580
52493000	284910000	Carbides Of Calcium	-	-	734 121	238 018
52499900	285100900	Other Inorganic Compounds	20 000	22 670	-	-
52519900	284440900	Other Radium Products	-	-	5	106
53111900	320411900	Other Disperse, Dyes And Preparat.	-	-	3	281
53112000	320412000	Acid Dyes, Whether Or Not Premetal-lised	-	-	34 560 461	5 533 256
53114000	320414000	Direct Dyes And Preparations Based Thereon	-	-	16 356	35 148
53117200	320417200	Synthetic Organic Pigment In Powder	-	-	20 137	117 579
53119000	320419000	Other Synthetic Organic Colouring Method	12 000	6 375	52 215	60 766
53121100	320420000	Synthetic Organic Products Of A Kind Used As Fluorescent	60 000	55 200	1 298	7 860
53121900	320490000	Other Synthetic Organic Colouring Matter	10	28	-	-
53122000	320500000	Colour Lakes; Preparations Based Oncolour	12 000	6 400	-	-
53221100	320110000	Quebracho Extract	76 930	3 037	-	-
53221200	320120000	Wattle Extract	-	-	5 751 794	766 578
53221910	320190100	Gambier	19 868 168	7 469 743	-	-
53221990	320190900	Oth Tanning Extracts Of Veg. Origin	130 500	112 570	11 000 000	1 419 000
53231000	320210000	Synthetic Organic Tanning Substance	-	-	30 000	24 300
53232000	320290000	Other Synthetic Organic Tanning Substances	-	-	5 500 000	715 000
53311110	320611100	Pigment Containing 80 %	-	-	293 098	328 671
53311190	320611900	Other Pigment And Preparations Base On Titanium Dioxide Cont >= 80%	-	-	463 034	425 929
53311911	320619100	Other Pigment And Preparations Base On Titanium Dioxide Cont Lt. 80%	-	-	4 883	12 900
53312100	320620100	Chrome Yellow And Chrome Green And Molybdate	-	-	19 814	34 130

Tabel 20. Lanjutan  
Table Continued

SITC	HS	Komoditi Commodity	Ekspor/Export		Impor/Import	
			Berat Bersih Net Weight (Kg)	Nilai FOB FOB Value (US\$)	Berat Bersih Net Weight (Kg)	Nilai CIF CIF Value (US\$)
(1)	(2)	(3)	(4)	(5)	(6)	(7)
		Red/or.base On Chrom.com				
53312990	320620990	Other Inorganic Pigment Preparation Based On Chromium Compounds	-	-	46 899	28 066
53314900	320641900	Other Ultramarine Inorganic Pigment Preparation	-	-	349 727	291 790
53315900	320642900	Other Inorganic Pigment Preparation	-	-	147 000	91 790
53317100	320649100	Colouring Matter Inorganic Pigment Preparation	-	-	85 000	31 683
53317900	320649900	Other Colouring Matter Inorganic Pigment Preparation	26 600	29 320	125 780	66 883
53318900	320650900	Other Luminophores Inorganic Pigmentpreparation	-	-	81 000	32 856
53321000	321511000	Printing Ink In Black	-	-	3 079	16 780
53329000	321519000	Printing Ink In Other Colour	36 000	19 435	18 329	44 610
53341990	320990900	Other Paints And Varnishes In Aqueous Medium	-	-	45	622
53342111	320810110	Anti Fouling And Anti Corrosive Pa-int For Ship Hull Base On Polyeste	-	-	70 000	12 635
53342119	320810190	Other Paints And Enamels Based On Polyesters	-	-	62 749	59 740
53342121	320810210	Enamels Varnish	-	-	2 397	3 608
53342122	320810291	Varnish For Electric Equipment Based On Polyesters	-	-	65	83
53342210	320820100	Paints And Enamels Based On Acrylic Or Vinyl Polymers	12 000	6 415	290	3 598
53342222	320820291	Varnish For Electric Equipment Based On Acrylic Or Vinyl Polymer	-	-	649	2 224
53342229	320820299	Other Varnish And Lacquers Based On Acrylic Or Vinyl Polymer	-	-	101 744	74 676
53342290	320820900	Other Paints And Varnishes Based Onacrylic	-	-	10	212
53342912	320890191	Teflon For Protector	-	-	20 000	3 954
53342921	320890210	Enamel Varnish Based On Other Poly-mer	-	-	27 749	125 997
53342929	320890299	Other Paints And Varnishes Based On Synthetic Polymer	-	-	20 281	73 026
53342990	320890900	Other Paints And Varnishes Based Onother Polymer	-	-	1 381	7 808
53343190	321000190	Other Paints And Enamel For Finish-ing Leather	-	-	550	13 861
53343990	321000990	Other Paints And Varnishes	-	-	6 615	3 722
53344100	321210000	Stamping Foils	-	-	60 693	48 784
53344910	321290100	Aluminium Paste	-	-	46 481	44 959
53344990	321290900	Oth Pigments In Non Aqueous Medium	-	-	6 002	4 837
53351100	320710000	Prepared Pigments, Prepared Opaci- Fiers,prepared Colour And Sim.prep	-	-	201 348	269 811
53351200	320720000	Vitrifiable Enamels And Glazes, Engobes (slips) And Similar Prep.	-	-	101 229	87 401
53351400	320740000	Glass Frit And Other Glass, In The Form Of Powder, Granules Or Flakes	-	-	11	173
53352900	321390000	Other Artists' Colours	-	-	4 166	4 718
53354100	321410000	Mastics; Painters' Fillings	-	-	48 505	60 461
53354900	321490000	Other Painters Fillings	6 149	14 827	6 506	5 456
53355000	381400000	Organic Composite Solvents And Thinners, Nes	-	-	59 706	119 961
54117000	293690000	Oth, Including Natural Concentrates	-	-	39 734	75 340
54159290	293792900	Other Oestrogens And Progestogens	-	-	51	1 412
54162100	300110000	Glands And Other Organs, Dried, Whether Or Not Powdered	19 340	18 723	6 329	2 000
54163190	300210900	Other Antisera And Other Blood Fractions	-	-	37 774	221 240

Tabel 20. Lanjutan  
Table Continued

SITC	HS	Komoditi Commodity	Ekspor/Export		Impor/Import	
			Berat Bersih Net Weight (Kg)	Nilai FOB FOB Value (US\$)	Berat Bersih Net Weight (Kg)	Nilai CIF CIF Value (US\$)
(1)	(2)	(3)	(4)	(5)	(6)	(7)
54164000	300290000	Other Human Or Animal Blood For Therapeutic	47 999	24 697	-	-
54191900	300590000	Other Wadding, Gause, Bandages In Packed For Retail Sale	170 435	54 346	-	-
54192000	300620000	Blood Grouping Reagents	-	-	2 458	16 489
54219100	300420100	Veterinary Medicaments Containing Other Antibiotics In Measured Dose	13 352	10 093	-	-
54222000	300339000	Other Medicaments Containing Hormon	-	-	44 805	37 397
54229000	300439000	Other Medicaments Containing Hormon But Not With Antibiotics	-	-	914	280
54291929	300390929	Other Human Medicaments	164	352	-	-
54292000	300450000	Other Medicaments Containing Vit. Or Other Product Of Heading 2936	-	-	5 445	9 645
54293929	300490929	Other Human Medicaments Containing Sulphonamides	352 615	393 617	-	-
55131110	330111000	Essential Oils Of Bergamot	20 000	22 764	1 251	773
55131190	330119000	Essential Oils Of Other	62	197	128	1 691
55132210	330121000	Essential Oils Of Geranium	32 186	42 595	-	-
55132220	330122000	Essential Oils Of Jasmin	1 176	20 314	-	-
55132240	330124000	Essential Oil Of Peppermint (menthapiperita)	-	-	23	633
55132250	330125000	Essential Oil Of Other Mints	7 021	116 222	-	-
55132260	330126000	Essential Oils Of Vetiver	349 520	1 377 839	-	-
55132294	330129400	Essential Oils Of Patchouli	1 135 039	18 181 483	-	-
55132910	330129210	Essential Oils Of Dapers Citronella	32 939	426 424	-	-
55132920	330129290	Essential Oils Of Other Citronella	11 166	152 760	70	1 065
55132991	330129910	Essential Oils Of Nutmegs	300 115	7 291 860	-	-
55132992	330129920	Essential Oils Of Cinnamons	570	25 350	-	-
55132993	330129930	Essential Oils Of Ginger	3 512	113 445	-	-
55132999	330129990	Other Essential Oils	849 568	7 919 277	4 805	22 540
55135300	330190300	Aqueous Distillates And Aqueous Solutions Of Essential Oils	9 264	3 129	-	-
55135900	330190900	Other Kinds Of Essential Oil	33 069	225 696	-	-
55141900	330210900	Other Compound Alcoholic Preparat. For Food	3 145	109 175	40 902	160 046
55149000	330290000	Mixtures Of Odoriferous Substances For Other Purposes	9 619	138 998	166 211	851 737
55310000	330300000	Perfumes And Toilet Waters	15 520	74 200	25 200	258 200
55320100	330410000	Lip Make-up Preparations	427	9 100	-	-
55320300	330430000	Manicure Or Pedicure Preparation	52 041 731	892 156	4 000	39 500
55320912	330491200	Face Powder	393 072	64 435	-	-
55320919	330491900	Other Powder	11 824	105 723	12 000	128 350
55320990	330499000	Other Beauty Or Make Up Preparation	159 006	47 149	16 845	79 112
55330100	330510000	Shampoos	315 110	115 942	-	-
55330300	330530000	Hair Lacquers	314 005	87 244	-	-
55330900	330590000	Other Preparations, Used For Hair	2 585	4 543	4 237	43 251
55340110	330610100	Tooth Paste	289 360	129 878	2 400	10 125
55352000	330720000	Personal Deodorants And Antipers- Pirants	415 304	95 279	-	-
55354410	330741000	agarbatti And Other Odoriferous Preparations	2 991	2 676	11 043	13 261
55354490	330749000	Other Preparations For Perfuming	37 123	21 670	44 453	239 212
55359000	330790000	Other Pre-shaving	104 259	240 653	9 573	1 743



Tabel 20. Lanjutan  
Table Continued

SITC	HS	Komoditi Commodity	Ekspor/Export		Impor/Import	
			Berat Bersih Net Weight (Kg)	Nilai FOB FOB Value (US\$)	Berat Bersih Net Weight (Kg)	Nilai CIF CIF Value (US\$)
(1)	(2)	(3)	(4)	(5)	(6)	(7)
55411110	34011110	Bath And Toilet Soap	14 837 408	6 381 216	-	-
55411190	34011190	Other Soaps	464 000	204 656	-	-
55411900	34011900	Oth Organic Surface-active Productsfor Toilet Used	548 471	388 296	-	-
55415200	340119200	Hard Soap In Bars Or Tablets	928 162	389 597	-	-
55415900	340119900	Other Products And Preparations Of Organic Surface-active	137 592	26 575	-	-
55419000	340120000	Soap In Other Forms	399 742	117 933	9 401	4 331
55421111	340211100	Sulphated Or Sulphonated Oils Or Fats	-	-	35 971	11 876
55421119	340211900	Other Anionic Surface Active Agents	-	-	14 527	7 062
55421131	340213100	Fatty Alcohol Ethoxylate And Nonyl Alcohol Etoxylate	-	-	15 040	62 518
55421139	340213900	Other Nonionic Of Organic Surface Active Agents	-	-	83 969	263 759
55421190	340219000	Other Anionic	-	-	21 865	25 154
55422100	340220100	Liquid Washing Preparations, Including Bleaching For Retail Sale	487 282	157 178	19 644	13 271
55422290	340220290	Other Liquid Washing Preparations	173 653	73 546	81	185
55423100	340290100	Surface Active Preparations	-	-	80 817	188 596
55423200	340290200	Liquid Washing Preparations, Including Bleaching, Not For Retail Sale	12 415	4 654	716 653	613 138
55423310	340290310	Detergents, Unliquid	-	-	321	2 124
55423390	340290390	Oth Washing Preparations, Unliquid	146	76	91 870	56 477
55431000	340510000	Polishes, Creams And Similar Prep. For Footwear Or Leather	522 883	160 841	-	-
55434900	340540900	Other Scouring Pastes And Powders	-	-	15 608	17 311
55435100	340590100	Scouring Powders For Eye Glasses	17 280	6 642	-	-
55435900	340590900	Other Polishes And Cream, Scouring Pastes And Powders And Similar Pre	-	-	6 544	20 323
56212000	310229000	Other Ammonium Sulphates	-	-	12 000	33 600
56213000	310221000	Ammonium Sulphate Fertilizer	-	-	11 723 340	1 025 486
56215100	310270100	Calcium Cyanamide Containing Lte. 25%by Weight Of Nitrogen	-	-	84 320	32 108
56216000	310210000	Urea, Whether Or Not In Aqueous Solution	74 000	47 100	83 410	28 743
56219900	310290000	Other Mineral Or Chemical Frertili Zer Nitrogeneous	-	-	419 700	47 458
56222000	310310000	Superphosphates	40 000	6 540	16 500 000	1 188 000
56229000	310390000	Other Phosphatic Fertilizer	-	-	40 356 489	2 663 369
56231000	310420000	Potassium Chloride	-	-	58 295 052	7 569 421
56232000	310430000	Potassium Sulphate	-	-	62 617 432	8 134 537
56239000	310490000	Other Mineral Or Chemical Fertili Zer Containing Potassic	120 133	19 515	9 382 163	1 382 546
56291000	310520000	Mineral Or Chemical Fert.containingnitrogen, Phosphorus And Potassium	-	-	62 165 139	7 469 192
56293000	310530000	Diammonium Hydrogenorthophosphate ( Diammonium Phosphate )	-	-	1 901 994	296 021
56294000	310540000	Ammonium Dihydrogenorthophosphate And Mixtures Thereof	-	-	2 193 000	405 251
56295510	310551000	Oth Mineral Or Chemical Fertilizerscontaining Nitrates And Phosphates	-	-	5 032 000	540 295
56295590	310559000	Oth Mineral Or Chemical Fertilizerscontaining Nitrogen And Phosphor	189 392	15 493	-	-
56296100	310510100	Ammonium Sulphate	-	-	10 300 412	1 085 386

Tabel 20. Lanjutan  
Table Continued

SITC	HS	Komoditi Commodity	Ekspor/Export		Impor/Import	
			Berat Bersih Net Weight (Kg)	Nilai FOB FOB Value (US\$)	Berat Bersih Net Weight (Kg)	Nilai CIF CIF Value (US\$)
(1)	(2)	(3)	(4)	(5)	(6)	(7)
56296300	310510300	Triple Superphosphate (tsp)	-	-	26 127 117	2 573 208
56296400	310510400	Diammonium Phosphate (dap)	-	-	10 270 715	995 877
56296900	310510900	Other Fertilizer In Packing Lt. 10 Kg	-	-	6 600 000	740 625
56299000	310590000	Other Mineral Or Chemical Fertilize Containing Two Fertilizer Element	2 400	379	58 857 886	8 038 245
57111100	390110100	Polyethylene Lt. 0.94 Liquids Or Pastes	534 803	109 457	-	-
57111200	390110200	Polyethylene With A Specific Gravi-ty Of Lt. 0.94; Granules	216 000	153 032	319 835	538 489
57111900	390110900	Polyethylene With A Specific Gravi-ty Of Lt. 0.94; Other Form	-	-	1 156 142	861 610
57112100	390120100	Polyethylene >= 0.94 Liquids Or Pastes	-	-	66 000	49 500
57112200	390120200	Polyethylene With A Specific Gravi-ty Of >= 0.94; Granules	-	-	204 500	116 110
57112900	390120900	Polyethylene With A Specific Gravi-ty Of >= 0.94; Other Form	-	-	1 438 825	856 652
57120200	390130200	Ethylene-vinyl Acetate Copolymers, Granules	19 620	31 882	559 229	446 507
57120900	390130900	Ethylene-vinyl Acetate Copolymers, In Other Form	3 030 000	428 300	254 506	141 869
57190200	390190200	Other Polymers Of Ethylene, In Gra-nules	-	-	33 000	14 836
57211900	390311900	Polystyrene, Expansible In Other Forms	-	-	105 254	121 708
57219190	390319190	Oth Polystyrene, High Impact, In Other Form	-	-	16 000	10 880
57219990	390319990	Other Polystyrene, In Other Forms	-	-	65 274	42 563
57291900	390320900	Styrene-acrylonitrile In Oth Forms	-	-	64 000	48 640
57292900	390330900	Acrylonitrile-butadiene-styrene In Other Forms	2 220 000	361 500	10 000	6 000
57311910	390410910	Pvc Resin Emulsion Process In Powder Form	-	-	19 000	10 640
57311990	390410990	Other Polyvinyl Chloride	1 155 000	215 400	366 824	185 268
57313900	390422900	Polyvinyl Chloride Plasticised In Other Forms	-	-	5 130	2 409
57391200	390430200	Vinyl Chloride-vinyl Acetate Copo- Lymers In Granules	-	-	88 000	51 040
57392900	390440900	Other Vinyl Chloride Copolymers In Other Forms	15 160	1 894	-	-
57394690	390461900	Polytetrafluoroethylene In Other Form	-	-	4 686	1 786
57411900	390710900	Polyacetals In Other Forms	-	-	80	507
57419110	390720110	Other Polyethers In Dispersions Or Solutions	-	-	6 050	34 353
57419191	390720191	Polyol	-	-	97 055	118 713
57419900	390720900	Other Polyether In Other Forms	-	-	213 035	240 358
57420190	390730190	Epoxide Resins In Other Liquid Form	-	-	36 794	77 304
57431900	390740900	Polycarbonates In Other Forms	-	-	50 400	13 113
57434190	390791190	Other Polyesters, Unsaturated, In Other Liquid Form	-	-	463 009	284 237
57434900	390791900	Other Polyesters, Unsaturated, In Other Forms	-	-	67 860	31 123
57511200	390210200	Polypropylene In Granules	12 000	4 800	904 643	405 095
57511900	390210900	Polypropylene In Other Forms	24 000	8 400	628	269
57513110	390230110	Propylene Copolymers Dispersions Orsolutions	1 000 000	147 500	-	-
57513200	390230200	Propylene Copolymers In Granules	-	-	1 174 214	734 597
57513900	390230900	Propylene Copolymers In Other Forms	-	-	455 775	264 226
57519900	390290900	Oth Polymer Of Propylene In Other Forms	-	-	145 000	109 370
57521900	390610900	Polymethyl Methacrylate In Oth Form	-	-	157	1 344
57529100	390690100	Other Acrylic Polymes Liquids Or Pastes	-	-	24 079	49 537
57529900	390690900	Oth Acrylic Polymer In Other Forms	-	-	54 482	109 174

Tabel 20. Lanjutan  
Table Continued

SITC	HS	Komoditi Commodity	Ekspor/Export		Impor/Import	
			Berat Bersih Net Weight (Kg)	Nilai FOB FOB Value (US\$)	Berat Bersih Net Weight (Kg)	Nilai CIF CIF Value (US\$)
(1)	(2)	(3)	(4)	(5)	(6)	(7)
57531110	390810110	Polyamides In Primary Forms In Dis-persions Or Solutions	24 000	8 191	-	-
57531190	390810190	Polyamides In Primary Form In Otherliquid Forms	-	-	39 600	17 456
57531200	390810200	Polyamides In Primary Forms In Gra-nules	195	203	-	-
57531300	390810300	Polyamides In Primary Form In Chips	-	-	107 974	49 308
57541300	390910300	Urea Formaldehyde Powder	-	-	129 840	183 632
57541900	390910900	Urea Resins In Other Forms	-	-	24 916	54 575
57543000	390930000	Other Amino-resins	-	-	607	648
57544900	390940900	Phenolic Resins In Other Forms	-	-	294 902	494 816
57545000	390950000	Polyurethanes	-	-	140 609	189 943
57554390	391239000	Other Esthers Cellulose	-	-	16 692	73 184
57559900	391290900	Other Cellulose And Its Derivates In Other Forms	-	-	63 779	175 171
57591210	390512000	Polyvinyl Acetate In Aqueous Disperions	-	-	10 000	6 000
57591919	390519190	Polymers Of Vinyl Acetate In Other Liquid Forms	-	-	949	2 668
57591923	390529190	Other Dispersion Or Solution Of Vy Nyl Acetate Copolymers	25 000	7 000	-	-
57591990	390519900	Polymers Of Vinyl Acetate In Other Forms	-	-	96 981	69 872
57592590	390530900	Other Polyvinyl Alcohol	-	-	34 334	32 630
57592611	390591110	Dispersions Or Solutions Copolymers Liquids Or Pastes	14 220	2 290	14 128	8 863
57593110	391000110	Silicones In Primary Forms In Dis- Persions Or Solutions	-	-	74 658	67 299
57593190	391000190	Silicones In Primary Forms In Otherliquid Forms	-	-	54 420	54 073
57593900	391000900	Silicones In Primary Forms In Otherforms	-	-	48 685	51 185
57594000	391310000	Alginic Acid, Its Salts And Esters	-	-	756	7 501
57595000	391390000	Other Natural Polymers, In Primary Forms, Nes	-	-	61 518	154 779
57596111	391110110	Petroleum Resins In Dispersions Or Solutions	-	-	29 996	114 730
57596190	391110900	Petroleum Resins In Other Forms	-	-	21 482	108 000
57596911	391190110	Oth Petroleum Resins In Dispersionsor Solutions	-	-	20 000	24 400
57597000	391400000	Ion-exchangers Based On Polymers Ofheadings No. 39.01 To 39.13	-	-	63 333	163 213
57910000	391510000	Waste And A Scrap, Of Plastics, Of Polymers Of Ethylene	96 000	41 628	-	-
57930000	391530000	Waste And A Scrap, Of Plastics, Of Polymers Of Vinyl Chloride	1 137 835	405 362	-	-
57990900	391590900	Waste And A Scrap, Of Plastics, Of Other Polymer Compound	109 732	153 133	-	-
58110990	391710990	Artificial Guts Of Other Cellulosicmaterial	-	-	17 192	12 796
58120220	391722000	Tubes, Pipes And Hoses, Rigid Of Polymers Of Propylene	-	-	44 000	41 882
58120230	391723000	Tubes, Pipes And Hoses, Rigid Of Polymers Of Vinyl Chloride	-	-	11 638	58 989
58120290	391729000	Tubes, Pipes And Hoses, Rigid Of Other Plastics	-	-	31 262	19 919
58130000	391731000	Flexible Tubes,pipe And Hose, havinga Min. Burst Pressure Of 27.6 Mpa	-	-	6 067	12 533
58140000	391732000	Other Tubes, Not Reinforced Withoutfittings	-	-	2 705	22 387
58160000	391739000	Other Tubes, Pipes And Hoses	3 127 236	411 896	852 225	173 581
58170000	391740000	Fittings	-	-	13 411	5 288
58211100	391910100	Self-adhesive Plate, Sheet, Film In Rolls Of	-	-	158 600	32 265

Tabel 20. Lanjutan  
Table Continued

SITC	HS	Komoditi Commodity	Ekspor/Export		Impor/Import	
			Berat Bersih Net Weight (Kg)	Nilai FOB FOB Value (US\$)	Berat Bersih Net Weight (Kg)	Nilai CIF CIF Value (US\$)
(1)	(2)	(3)	(4)	(5)	(6)	(7)
		Polyethylene				
58211900	391910900	Self-adhesive Plate, Sheet, Film In Rolls	-	-	252 837	64 520
58219000	391990000	Self Adhesive Plate, Sheets, Film Of Plastics In Other Size	-	-	44 850	8 417
58221100	392010100	Corrugated Plates And Sheets Of Polymers Of Ethylene	266	409	1 108	2 008
58221900	392010900	Other Form Of Polymers Of Ethylene	-	-	20	46
58222900	392020900	Other Form Of Polymers Of Propylene	-	-	146 818	36 258
58224410	392041000	Plates, Sheets, Film Of Polymers Of Vynyl Chloride, Rigid	-	-	185 644	49 267
58224429	392042900	Other Form Of Polymers Of Vinyl Chloride, Flexible	3	21	38 362	30 851
58225590	392059000	Other Plates, Sheets, Film Of Acry Lic Polymers	-	-	948	480
58226990	392069900	Other Tensilized Polyester Film	-	-	81 143	46 663
58228121	392071210	Viscose Tear Off Ribbon	-	-	116 759	62 682
58228122	392071220	Viscose Film	156	6 388	-	-
58229190	392091900	Other Form Of Polyvinyl Butyral	-	-	156	1 530
58229999	392099990	Other Plates, Sheet & Film Of Other Plastics	700	2 211	1 654	23 022
58291200	392112000	Other Plates, Sheets, Film Of Polymers Of Vinyl Chloride	-	-	140	1 710
58291300	392113000	Other Plates, Sheets, Film Of Poly-urethanes	-	-	12 329	5 340
58291900	392119000	Other Plates, Sheets, Film Of Otherplastics	-	-	1 444	3 698
58299900	392190900	Other Form Of Amino Resin	21 001	14 840	4 839	8 750
58310900	391610900	Other Monofilament Of Polymer Ethylene	-	-	28 221	120 023
58320900	391620900	Other Monofilament Of Vinyl Chloride	14 750	1 175	-	-
58390990	391690990	Other Monofilament	-	-	4 247	4 675
59110000	380810000	Insecticides	1 262 309	4 980 798	47 956	147 738
59120900	380820900	Other Fungicides	-	-	20 925	9 590
59130110	380830110	Herbicides Put Up For Retail Sale	7 976	25 456	-	-
59130190	380830190	Herbicides Not For Retail Sale	817 563	4 185 437	121 412	44 170
59141000	380840000	Disinfectants	70	5 937	1	135
59149900	380890900	Rodenticides And Other Not For Re- Tail Sale	17 856	279 091	-	-
59212000	110812000	Maize (corn) Starch	-	-	1 382 828	516 422
59214000	110814000	Manioc (cassava) Starch	111 057	122 867	125 060	99 310
59215000	110819000	Other Starches	67 184	15 144	314 800	155 787
59217000	110900000	Wheat Gluten, Whether Or Not Dried.	-	-	425 067	256 818
59221000	350110000	Casein	-	-	17 015	42 637
59222000	350190000	Other Caseinates	-	-	35 644	148 170
59224000	350300000	Gelatin (including Gelatin In Rec Tangular And Derivatives	-	-	68 379	153 117
59227000	350520000	Glues Based On Starches Or On Dex- Trins	-	-	17 154	55 714
59229911	350691100	Marine Glue	-	-	105 026	133 707
59229919	350691900	Other Product Suitable As Adhesives	-	-	822 447	562 065
59229990	350699000	Other Prepared Glues Or Adhesives	9 825	4 650	85 548	176 332
59312900	360200900	Other Prepared Explosives	-	-	19 000	16 230
59320000	360300000	Safety Fuses; Detonating Fuses; Percussion Or Detonating Caps	-	-	1 175	24 708
59721119	381111900	Anti-knock Prep. Based On Lead Com-pounds Not For	-	-	1 742	394 246

Tabel 20. Lanjutan  
Table Continued

SITC	HS	Komoditi Commodity	Ekspor/Export		Impor/Import	
			Berat Bersih Net Weight (Kg)	Nilai FOB FOB Value (US\$)	Berat Bersih Net Weight (Kg)	Nilai CIF CIF Value (US\$)
(1)	(2)	(3)	(4)	(5)	(6)	(7)
		Retail Sale				
59721190	381119000	Other Anti-knock Based On Lead	-	-	17 934	5 465
59725211	381121100	Additives For Lubricating Oils Put Up For Retail Sale	-	-	12 825	3 450
59729100	381190100	Anti Corrosive Prep. And Other Put Up For Retail Sale	-	-	2 126	2 299
59729910	381190910	Rust Preventor And Corrosion In - Hibitor Not For Retail Sale	-	-	156 793	110 894
59729990	381190990	Other Anti Knock Preparation Not For Retail Sale	-	-	40 030	10 924
59731000	381900000	Hydraulic Brake Fluid And Oth Prepared Liq. For Hydraulic Transmissio	-	-	186 452	142 859
59733000	382000000	Anti-freezing Prep. And Prepared Delicing Fluids	-	-	319	225
59771100	340311100	Lubricating Oil Preparations	-	-	1 026 701	147 049
59771900	340311900	Oth Lubricating Prep. For Textile, Leather, Furskins	5 819	1 885	312	4 976
59772000	340319000	Other Lubricating Prep. Contaning Petroleum Oils	-	-	11 137 222	5 762 495
59774000	340399000	Other Lubricating Preparations	-	-	966 899	1 478 298
59812000	380400000	Residual Lyes From The Manufacture Of Wood	-	-	399 978	229 374
59813900	380590000	Other Gum, Wood Or Sulphate Turpentine	-	-	20 000	8 560
59814100	380610000	Rosin	44 000	28 160	18 000	24 034
59818000	380700000	Wood Tar; Wood Tar Oils; Wood Creosote; Wood Naptha	-	-	64 000	11 464
59835000	340420000	Artificial Waxes Of Polyethylene Glycol	-	-	304 679	271 086
59839100	340490100	Sealing Wax	-	-	60 000	17 600
59839900	340490900	Other Artificial Waxes	-	-	146 839	112 362
59850000	381800000	Chemical Elements Doped For Use In Electronics	-	-	82 293	47 010
59861100	380110000	Artificial Graphite	-	-	45 011	35 680
59861300	380130000	Carbonaceous Pastes For Electrodes And Sim'r Pastes For Furnace Linin	-	-	40 221	129 891
59861900	380190000	Other Artificial Graphite	-	-	370 390	403 343
59863900	381210900	Prepared Rubber Accelerator Not Forretail Sale	-	-	1 426 879	1 750 643
59864000	380210000	Activated Carbon	4 463 250	3 542 045	303 039	280 169
59865100	380290100	Activated Earth	40 000	17 950	-	-
59865900	380290900	Animal Black Incl. Spent Animal Black	-	-	207 691	112 323
59869900	382200900	Other Diagnostic Or Laboratory Reagents	-	-	18	1 600
59881900	381511900	Other Supported Catalyst With Nickel	-	-	49 955	28 788
59885900	381519900	Supported Catalyst With Precious Metal For Other Purpose	-	-	15 553	11 015
59889000	381590000	Other Reaction Initiators	-	-	25 025	13 617
59891100	380910000	Finishing Agents With A Basis Of Of Amylaceous Substances	9 890	112 470	19 000	16 230
59891910	380991000	Finishing Agent Of A Kind Used In The Textile Industry	6 944	95 247	58 524	163 087
59891920	380992000	Finishing Agent Of A Kind Used In The Paper Industry	-	-	200 210	852 638
59891930	380993000	Finishing Agent Of A Kind Used In The Leather Or Like Industries	-	-	152 573	45 243
59893200	381220000	Compound Plasticisers For Rubber Orplastics	-	-	437 255	499 938
59893390	381230900	Other Anti-oxidising Preparation	-	-	914 032	1 683 037
59894000	381300000	Prep. and Charges For Fire-extingui-she;charged Fire-extinguish Grena	1 072	2 453	11 840	16 833
59896100	381010000	Pickling Preparation For Metal Sur-faces	-	-	406 613	297 839

Tabel 20. Lanjutan  
Table Continued

SITC	HS	Komoditi Commodity	Ekspor/Export		Impor/Import	
			Berat Bersih Net Weight (Kg)	Nilai FOB FOB Value (US\$)	Berat Bersih Net Weight (Kg)	Nilai CIF CIF Value (US\$)
(1)	(2)	(3)	(4)	(5)	(6)	(7)
59896900	381090000	Oth Pickling Preparation For Metal Surfaces	86 666	455 232	93 816	124 699
59897000	382440000	Prepared Additives For Cements, Mortars Or Concretes	-	-	2 591	4 993
59899100	382410000	Prepared Binders For Foundry Mould Or Cores	-	-	220 602	123 756
59899790	382479000	Other Mixtures Cont Perhalogenated Prepared Binders Not Cont Acyclic	-	-	11 282	11 969
59899990	382490900	Other Prepared Binders Not Copying Pastes	-	-	2 954 429	3 851 722
61120000	411100000	Composition Leather With A Basis Ofleather Or Leather Fibre	-	-	13	407
61130190	410410190	Other Whole Bovine Skin Leather, Tanned Or Retanned	-	-	1	45
61172290	410729000	Other Leather Of Reptiles	157 851	1 511 610	-	-
61179000	410790000	Leather Of Other Animals	315	166	-	-
61220000	420100000	Saddlery And Harness For Any Animal	2 453	1 962	-	-
61290000	420500000	Other Articles Of Leather Or Of Composition Leather	773	1 671	2 542	61 231
61320000	430220000	Heads, Tails, Paws And Other Piecestanned Furskins	-	-	3 915	1 993
62111000	400510000	Compound Rubber With Carbon Black Or Silica	-	-	185 425	117 248
62112000	400520000	Solutions; Dispersions Other Than Those Of Subheading No. 4005.10	-	-	8 871	7 678
62119910	400591000	Plates, Sheets And Strip Of Com Pounded Rubber	-	-	3 767	1 832
62119990	400599000	Other Compounded Rubber	1 100	412	8 763	4 987
62121000	400610000	"camel-back" Strips For Retreading Tyres	-	-	473	277
62129000	400690000	Other Forms And Article Of Unvulcanised Rubber	2 106 169	1 338 837	22 898	10 772
62131000	400700000	Vulcanised Rubber Thread And Cord	1 859 760	2 728 270	-	-
62132110	400811000	Plates, Sheets And Strip Of Cellular Rubber	-	-	644	630
62132190	400819000	Other Form Of Cellular Rubber	143 710	201 236	374	711
62133210	400821000	Plates, Sheets And Strip Of Non-cellular Rubber	-	-	443	838
62133290	400829000	Other Form Of Vulcanised Rubber	38 021	29 159	120 189	56 607
62141000	400910000	Pipes And Hoses Of Vulcanised Rubber, Not Reinforced	-	-	185 325	68 996
62142000	400920000	Tubes, Pipes Reinforced Or Otherwis Combined Only With Metal	-	-	51 312	80 801
62143000	400930000	Pipes And Hoses Of Vulcanised Rubber, Reinforced With Tex. Material	-	-	694 430	539 182
62144000	400940000	Pipes And Hoses Of Vulcanised Rubber, Reinforced With Other Material	-	-	98 655	53 759
62145000	400950000	Pipes And Hoses Of Vulcanised Rubber, With Fittings	-	-	130 541	134 549
62510100	401110100	New Pneumatic Tyres, Of Rubber Of Sedan	149 682	228 264	393	1 473
62510900	401110900	New Pneumatic Tyres, Of Rubber Of Other Sedan Car	108 200	159 908	37 003	28 957
62520000	401120000	New Pneumatic Tyres, Of Rubber Of A Kind Used On Buses Or Lorries	1 157 842	1 388 873	1 006 084	490 259
62530000	401130000	New Pneumatic Tyres, Of Rubber Of A Kind Used On Aircraft	1 216	1 986	23	2 091
62541000	401140000	New Pneumatic Tyres Of Rubber, Of A Kind Used On Motorcycles	251 712	266 572	187 390	64 148
62542000	401150000	New Pneumatic Tyres Of Rubber Used On Bicycles	2 658 584	4 415 471	250 626	113 466
62551000	401191000	New Pneumatic Tyres, Of Rubber, Having A "herring-bone" Or Similar	170 175	329 530	-	-
62559000	401199000	Other New Pneumatic Tyres Of Rubber	6 982 663	12 207 828	581 049	256 793
62591000	401320000	Retreated Or Used Pneumatic Tyres Of Rubber Used On	559 091	1 057 162	707 049	234 084

Tabel 20. Lanjutan  
Table Continued

SITC	HS	Komoditi Commodity	Ekspor/Export		Impor/Import	
			Berat Bersih Net Weight (Kg)	Nilai FOB FOB Value (US\$)	Berat Bersih Net Weight (Kg)	Nilai CIF CIF Value (US\$)
(1)	(2)	(3)	(4)	(5)	(6)	(7)
		Bicycles				
62591100	401310000	Inner Tube Of Rubber Of A Kind Usedon Motorcars	12 960	17 943	71 563	44 703
62591930	401390300	Inner Tubes Of Rubber For Off The Road Vehicles	258 905	651 036	17 661	5 843
62591940	401390400	Inner Tubes Of Rubber For Aircraft	8 671	16 656	17 288	4 114
62591990	401390900	Inner Tubes Of Rubber For Other Vehicles	297 072	576 379	218 390	68 886
62594000	401290000	Other Used Tyres	772 693	1 056 637	24 952	16 899
62919000	401490000	Other Hygienic Articles Of Rubber	16 917	36 819	13 687	14 090
62921110	401011100	Conveyor Belt Or Belting Reinforced Only With Metal, Width >20 Cm	136 514	196 942	-	-
62921190	401011900	Other Conveyor Belt Or Belting Reinforced Only With Metal	-	-	3 862	3 237
62921210	401012100	Conveyor Reinforced Textile Mate Rial Width > 20 Cm	-	-	59	2 036
62921290	401012900	Other Conveyor Reinforced Textile Material	-	-	33 532	26 448
62921310	401013100	Conveyor Reinforced Plastics Width > 20 Cm	-	-	4 000	12 110
62921910	401019100	Other Conveyor Belt Or Belting Width > 20 Cm	-	-	17 949	91 371
62921990	401019900	Other Conveyor Belt Or Belting	-	-	38 704	48 482
62922100	401021000	Endless Transmision Belts Of Circumference 60-180 Cm	358 336	27 342	92 759	540 081
62922200	401022000	Endless Transmision Belts Of Circumference 180-200 Cm	-	-	30	399
62922900	401029000	Other Transmission Belts Or Belting	-	-	238 776	71 529
62991000	401700000	Hard Rubber (for Example, Ebonite) In All Form	99 000	77 446	165 727	81 899
62992000	401610000	Other Articles Of Cellular Rubber	17 756	31 913	1	37
62999200	401692000	Erasers	-	-	33 504	45 571
62999300	401693000	Gaskets, Washers And Other Seals	-	-	114 835	180 382
62999400	401694000	Boat Or Dock Fenders, Whether Or Not Inflatable	-	-	592	33 933
62999919	401699190	Rubber Stopper For Other Purpose	-	-	101	5 524
62999920	401699200	Mats, Table Covers	-	-	184	1 216
62999933	401699330	Vulcanised Rubber For Parts Of Motor Vehicles	-	-	87	80
62999936	401699360	Vulcanised Rubber For Parts Of Motor Cycles, Cycles, Invalid Carr	-	-	17 667	87 093
62999991	401699910	Precured Tread Rubber Other Than Hard Rubber	107 390	217 500	1 121 765	329 484
62999999	401699990	Other Articles Of Vulcanized Rubber Other Than Hard Rubber	-	-	130 372	97 566
63311000	450310000	Corks And Stoppers	-	-	4 885	5 085
63321000	450410000	Agglomerated Cork In Blocks, Platessheets And Strip	-	-	1 672	2 621
63329000	450490000	Other Agglomerated Cork	-	-	13 634	12 461
63411900	440810900	Other Veneer Sheets Of Coniferous	119 005	93 841	-	-
63412990	440890900	Oth Veneer Sheets Of Other Woods	91	5 736	19 682	20 858
63421000	441300000	Densified Wood, In Blocks, Plates, Strips Or Profile Shapes	44 527 036	32 286 263	-	-
63422100	441011000	Waferboard, Including Oriented Strand Board	8 800 848	1 387 071	-	-
63422900	441019000	Other Particle Board And Similar Board Of Wood	9 193 954	941 907	-	-
63423000	441090000	Particles Board And Similar Board Of Other Ligneous Materials	4 077 098	570 930	-	-
63431300	441213000	Plywood With At Least One Outer Ply Of Tropical Wood Lt. 6 Mm Thickne	140 785 884	58 621 399	-	-
63431400	441214000	Other Plywood Lt. 6 Mm Thickness, W/ At Least One	2 048 648	984 307	-	-

Tabel 20. Lanjutan  
Table Continued

SITC	HS	Komoditi Commodity	Ekspor/Export		Impor/Import	
			Berat Bersih Net Weight (Kg)	Nilai FOB FOB Value (US\$)	Berat Bersih Net Weight (Kg)	Nilai CIF CIF Value (US\$)
(1)	(2)	(3)	(4)	(5)	(6)	(7)
		Ply Of Nonconifero				
63439100	441219100	Plywood With Outer Ply Of Teak	6 616 345	4 387 923	-	-
63439900	441219900	Other Plywood With Outer Ply Of Other Woods	58 332 597	35 913 101	7 780	1 340
63441200	441222000	Other Plywood With At Least One Ply Tropical Wood Cont Particle Board	28 933	32 605	-	-
63441300	441223000	Other Plywood With At Least One Ply Of Non-coniferous Wood	2 993 571	1 323 758	-	-
63441900	441229000	Other Plywood Cont Particle Wood W/ At Least 1 Ply Tropical Wood	2 560 736	1 123 852	-	-
63449200	441292000	Oth. Kinds Of Plywood With At Least One Ply Of Tropical Wood	126 668	50 167	-	-
63449300	441293000	Oth. Kinds Of Plywood With At Least 1 Ply Of Tropical Wood Cont Parti	32 242	14 314	-	-
63449990	441299000	Other Plywood, Nes	285 735	109 229	59 800	30 605
63451100	441111000	Not Mechanically Worked Or Surface Of Fibreboard, Density > 0.8 G/cm3	102 438	56 573	-	-
63452100	441121000	Not Mechanically Worked Or Surface Of Fibreboard, Density 0.5-0.8g/cm3	36 944 955	6 330 467	-	-
63459900	441199000	Other Fibreboard Of Wood	3 073 679	394 783	24 000	25 725
63491190	440410900	Other Worked Woods Of Coniferous Sp	-	-	50	90
63491290	440420900	Other Worked Wood Of Non Coniferousspecies	48 600	17 010	-	-
63493000	440500000	Wood Wool; Wood Flour.	691 520	113 858	1 654	514
63511110	441510110	Case, Boxes, Crates, Drums, And Similar Packing Of Plywood	115	70	-	-
63511190	441510190	Other Case, Boxes, Crates, Drums, And Similar Packing	11	6	27 600	25 877
63512100	441520100	Pallets, Boxpallets And Other Load Board Of Plywood	600 770	690 191	12 845	10 534
63512900	441520900	Other Pallets, Boxpallets And Other Load Board	18 394 159	8 000 799	-	-
63520000	441600000	Casks, Barrels, Vats, Tubs And Oth. Coopers' Products	141 019	100 484	-	-
63531000	441810000	Windows, French-windows And Their Frames Of Woods	417 211	236 281	-	-
63532000	441820000	Doors And Their Frames And Thres- Holds Of Woods	28 661 703	23 312 199	9 110	6 672
63539000	441890000	Other Builders Of Woods	115 325 066	69 566 746	57 370	45 848
63539300	441830000	Parquet Panel Of Woods	4 475 237	3 750 054	-	-
63539400	441840000	Shuttering For Concrete Construct- Ional Work Of Woods	63 950	61 004	-	-
63541000	441400000	Wooden Frames For Paintings, Photo-graphs Or Similar Objects	4 089 569	1 704 586	48 000	48 010
63542100	441900100	Chop Sticks Of Woods	1 597 383	845 426	-	-
63542900	441900900	Other Tableware Of Woods	696 291	223 656	32 096	27 127
63549100	442010000	Statuettes And Other Ornaments, Of Woods	181 311	112 128	36 801	48 251
63549900	442090000	Other Wood Marquetry,cases For Cut-lery, Etc,not Falling In Chapter 9	72 052	40 424	2 710	2 966
63591000	441700000	Tools, Tool Bodies, Tool Handles Ofwood	3 241 224	943 112	-	-
63599100	442110000	Clothes Hangers Of Woods	64 152	40 274	-	-
63599910	442190100	Wood Paving Block	44 470	42 609	-	-
63599990	442190900	Other Article Of Wood	820 229	359 789	72 908	41 969
64110100	480100100	Newsprint, In Rolls Or Sheets;white	49 500	2 000	-	-
64110900	480100900	Newsprint, In Rolls Or Sheets; Oth.than White	-	-	25 642	9 743
64121000	480210000	Hand-made Paper And Paperboard	1 053 558	561 357	-	-



Tabel 20. Lanjutan  
Table Continued

SITC	HS	Komoditi Commodity	Ekspor/Export		Impor/Import	
			Berat Bersih Net Weight (Kg)	Nilai FOB FOB Value (US\$)	Berat Bersih Net Weight (Kg)	Nilai CIF CIF Value (US\$)
(1)	(2)	(3)	(4)	(5)	(6)	(7)
64122000	48022000	Paper And Paperboard Of A Kind Usedas A Base For Photo-sensitive	-	-	40 000	16 200
64124000	48024000	Wallpaper Base	-	-	7 915	15 470
64126200	480252200	Woodfree Writing/printing Paper	682 563	406 511	-	-
64126900	480252900	Other Paper, 40 G Lt. Weight Lte. 150 G	11	100	-	-
64129000	480260000	Other Paper And Paperboard, Cont > 10% Fibres Obtained By Mechanically	1 974 448	1 311 658	-	-
64131100	480910000	Carbon And Similar Copying Papers	-	-	327 207	310 420
64131200	480920000	Self-copy Paper	57 746	40 422	-	-
64131900	480990000	Other Caarbon Paper In Rolls Or Sheets	1 419	1 724	-	-
64132200	481011200	Coated Writing And Printing Paper Lt. 150 G	297	931	-	-
64133100	481012100	Coated Writing And Printing Paper > 150 G	50 588	38 554	1 168	452
64133900	481012900	Other Writing And Printing Paper > 150 G	-	-	248 724	264 144
64142110	480421100	Paper For Cement And Fertilizer Sack, Unbleached	831 447	535 491	3 634 097	1 806 885
64142900	480429000	Other Sack Kraft Paper	6 817	9 328	416 633	226 474
64146110	480431100	Wetstrength 40 Gram - 60 Gram, For Plywood Adhesive Tape	-	-	2 811 893	1 721 321
64147190	480441900	Unbleached Kraft Paper For Other Industry	-	-	126 570	149 352
64151000	480510000	Semi-chemical Flutting Paper (cor- Rugating Medium)	-	-	410 972	246 583
64155000	481390000	Other Cigarette Paper	72 448	122 868	170 966	763 130
64162000	480830000	Oth Kraft Paper, Creped Or Crinkled	-	-	619 275	697 977
64163200	480300200	Tissue Paper	3 903	500	-	-
64163900	480300900	Other Toilet Paper	-	-	259 734	155 711
64164000	480810000	Corrugated Paper And Paperboard	176	618	-	-
64169900	480890900	Other Corrugated Paperboard	-	-	126 563	68 597
64172200	481139200	Paper Coated, Bleached For Formica And Plywood Industries	1 821 353	1 749 034	79 770	237 047
64172900	481139900	Other Bleached Paper Or Paperboard Coated With Plastics	-	-	102	4 935
64177900	481099000	Other Paper And Paperboard	-	-	14 414	10 378
64178190	481121900	Other Self-adhesive Paint Masking Tape	-	-	113	3 619
64178900	481129000	Other Gum Or Adhasive Paper And Paperboard	6 173	18 220	450 191	254 918
64179100	481140000	Paper And Paperboard, Coated,impregnated Or Covered With Wax	12 930	24 628	182 890	496 848
64179950	481190500	Pattern Paper For Formica Industry	-	-	32 569	271 381
64192000	480790000	Other Composite Paper And Paper Board Not Surface Coated	-	-	184	2 775
64194200	481420000	Wallpaper And Similar Wall Coveringwith A Grained Or Embossed	-	-	14 935	63 188
64211000	481910000	Cartons, Boxes And Cases, Of Corrugated Paper Or Paperboard	1 240	7 168	143 254	268 825
64212000	481920000	Folding Cartons, Boxes And Cases, Of Non-corrugated Paper	73 969	53 564	22 008	31 076
64213900	481930900	Sacks And Bags For Other Purposes	10 810	16 504	20 331	30 614
64215000	481950000	Other Packing Containers, Includingrecord Sleeves	115 996	80 264	50 094	77 986
64223000	481730000	Boxes, Pouches, Wallets And Writingcompendiums	22 238	51 172	45 058	57 492
64231000	482010000	Registers, Account Books, Note Bookand Similar	-	-	7 429	42 498
64232000	482020000	Exercises Books	162	405	34 700	53 240

Tabel 20. Lanjutan  
Table Continued

SITC	HS	Komoditi Commodity	Ekspor/Export		Impor/Import	
			Berat Bersih Net Weight (Kg)	Nilai FOB FOB Value (US\$)	Berat Bersih Net Weight (Kg)	Nilai CIF CIF Value (US\$)
(1)	(2)	(3)	(4)	(5)	(6)	(7)
64235000	482050000	Albums For Samples Or For Collecti-ons	-	-	3 909	1 303
64239000	482090000	Other Articles Of Stationary	-	-	9 753	23 932
64241200	481320000	Cigar. Paper In Rolls Of Width Lt. 5	12 257	21 576	81 560	121 224
64242300	481630000	Duplicator Stencils Other Than Heading 48.09	-	-	59 167	243 694
64242990	481690900	Other Carbon Paper Other Than Heading 48.09	-	-	3	120
64244100	482311000	Self-adhesive Paper	-	-	19 886	19 799
64244900	482319000	Other Gums Or Adhesive Paper	-	-	18 393	6 815
64245100	482320100	Filter Paper	-	-	3 509	510
64245900	482320900	Other Filter Paper Or Paperboard	-	-	25	1 064
64248900	482359000	Other Paper And Paperboard For Writing	2 536 165	1 260 772	4 583	24 571
64291900	482290000	Bobbins, Spools Of Paper For Other Purpose	-	-	878	1 104
64294200	481820000	Handkerchiefs, Cleansing Or Facial Tissues And Towel	240	126	47 902	310 987
64294900	481890000	Other Sanitary Paper	3 887	9 698	-	-
64295000	481840000	Sanitary Towels And Tampons, Napkinand Napkins Liners	209 226	16 219	35 800	148 392
64299710	482370100	Paper Gaskets And Washers	-	-	6 346	18 088
64299930	482390300	Paper In Strips Or Rolls For Tele-graphs	4 199	2 878	104	109
64299940	482390400	Base Paper Of Printed Cork Tippingfor Cigarettes Industry	-	-	97 983	123 395
64299990	482390900	Other Paper Or Paperboard Of Cellu-lose Fibre	11 168 061	3 461 826	70 222	375 964
65133119	520511900	Uncombed Fibre Yarn >= 85% Cotton, Lte. 14 Metric Number , Other	131	95	-	-
65141110	540110110	Sewing Thread Of Nylon Or Other - Polyamides Not For Retail Sale	459	1 473	-	-
65142100	540120100	Sewing Thread Of Artificial Filamen Not Put Up For Retail Sale	17 688	18 442	-	-
65142200	540120200	Sewing Thread Of Artificals Filmt For Retail Sales	8 191	4 809	-	-
65151100	540231000	Textured Yarn Or Other Polyamides, Measuring Per Single Yarn Lte. 50	556	589	-	-
65152000	540233000	Textured Yarn Of Polyesters	36 224	45 597	-	-
65161000	540610000	Synthetic Filament Yarn	24	34	-	-
65163190	540241900	Oth Yarn Of Nylon Or Oth Polyamidesfor Other Uses	-	-	2	14
65169290	540262900	Multiple Polyester Yarn For Other Uses	-	-	18 390	1 326
65174000	540331000	Viscose Rayon Yarn, Untwisted Or With A Twist Lte. 120 Turn/m	-	-	129 657	88 632
65175900	540339000	Other Yarn, Single Of Artificial Filament	-	-	8 047	2 881
65176200	540342000	Multiple Yarn Lt.67decitex Of Cellulose Acetate	-	-	575 764	1 362 077
65176900	540349000	Multiple Yarn Lt.67decitex Of Other Artificial Filament	10 642	261 312	-	-
65182210	550921000	Single Yarn Containing >= 85% Of Polyester Staple Fibres	134	4 972	-	-
65182410	550941000	Single Yarn Oth Yarn Contain>=85%ofof Synthetic Staple Fibres	-	-	9 088	11 705
65184920	550992000	Other Yarn Of Synthetic Stple Fibremixed Mainly Or Solely With Cotton	-	-	12	236
65188100	540410000	Synthetic Monofilament Of >=67 Decitex	-	-	9 760	34 160
65188900	540490000	Other Syntetic Textile Materials	-	-	62 050	219 061
65195100	701911000	Chopped Strands, Of A Length Of Not More Than 50 Mm	81 517	26 972	-	-

Tabel 20. Lanjutan  
Table Continued

SITC	HS	Komoditi Commodity	Ekspor/Export		Impor/Import	
			Berat Bersih Net Weight (Kg)	Nilai FOB FOB Value (US\$)	Berat Bersih Net Weight (Kg)	Nilai CIF CIF Value (US\$)
(1)	(2)	(3)	(4)	(5)	(6)	(7)
65195900	701919000	Slivers, Yarn And Other Chopped Strands	39 690	12 960	-	-
65199300	530830000	Paper Yarn	-	-	21 000	4 642
65212000	580211000	Unbleached Terry Towelling &similar	-	-	34 315	20 943
65221190	520811900	Other Unbleached Plain Weave Lte. 100g/m2	393	1 252	-	-
65223900	521019000	Other Fabrics Unbleached Weight Lt. 200g/m2, Containing Lt. 85% Cot	11 693	367 229	-	-
65225000	521211000	Other Woven Fabrics Of Cotton Unbleached Weight Lt. 200 G/m2	15 442	88 060	-	-
65233190	520841900	Plain Weave Of Dif. Colour Lte. 100 G/m2, Other	4 641	981	-	-
65243000	520942000	Plain Weave Of Yarns Of Diff.colourdenim > 200gr/m2	32 438	5 794	-	-
65252100	521031000	Other Fabrics Dyed Weight Lt. 200g/m2, Containing Lt. 85% Cotton	437	1 095	-	-
65254900	521059000	Plain Weave Printed, Weight Lt. 200g/m2, Containing Lte.85% Cotton	1 440	4 584	-	-
65264190	521141900	Oth Plain Weave Fabr Yarn Diff Colocontain Lt.85% Of Cott Weight>200m2	105	2 700	-	-
65297900	521224900	Oth.woven Fabrics Of Cott Lte.200gr/m2of Other Of Yarn Of Diff Colours	86 375	817 221	-	-
65311100	540710100	Woven Fabric From High Tenancy Yarnsynthetic Filament Yarn Unbleached	31 471	19 869	134 300	463 334
65311900	540710900	Woven Fabric From High Tenancy Yarnof Synth Filmt Yarn Dyed,print&oth	686 133	611 124	-	-
65314400	540744000	Woven Fabric Printed Cont >=85% Fi Lament Or Nylon	20 618	123 018	-	-
65317200	540772000	Other Woven Fabric Containing>= 85%of Synthetic Filament Dyed	90 578	239 293	-	-
65317400	540774000	Woven Fabric Printed Cont >=85% Synthetic Filament	103 878	455 094	-	-
65317900	540769000	Other Woven Fabric Cont >=85% Poly Ester Filament	26 050	183 519	-	-
65321000	551211000	Unbleached Or Bleached Woven Fabriccont>=85% Of Polyester Staple Fibr	-	-	385	855
65333110	551411000	Woven Fabr Cont Lt.85% Of Polyest Staplfibre,plain Weave With Cott>170g	329	2 357	-	-
65343000	551511000	Other Woven Fabric Mixed Mainly With Viscose Rayon	19 236	25 263	-	-
65359400	540834000	Other Woven Fabric Printed	21 893	36 796	-	-
65383100	551621000	Woven Fabric Cont Lt.85% Of Artificialfibr With Filmen Unbleached/blea	1 061	6 279	-	-
65435200	580110200	Tennis Ball Melton Cloth Of Wool Or Fine Animal Hair	-	-	33 985	28 848
65460400	701940000	Woven Fabrics Of Rovings	-	-	36 288	347 755
65460900	701959000	Other Woven Fabrics Of Glass Fibres	-	-	19 200	10 560
65493000	531100000	Woven Fabrics Of Other Vegetable Textile Fibres	-	-	1 208	5 846
65495000	580190000	Other Woven Pile Of Other Textile Materials	18 210	49 034	-	-
65496000	580220000	Terry Towelling And Similar Of Oth.textile Materials	-	-	3 065	2 344
65511390	600110390	Other"long Pile" Fabr Of Synthetic Fibre	-	-	1 230	8 081
65529290	600292900	Other Fabrics Of Cotton	240	1 646	-	-
65612000	580620000	Oth.woven Fabrics,containing>=50%ofelastometric Yarn Or Rubber Thread	-	-	27 763	20 646
65613111	580631110	Webbings For Use In Covering Pipingand The Like	-	-	10 586	9 262
65613219	580632190	Webbing Of Man Made Fibre For Otheruse	56 173	29 851	-	-
65613230	580632300	Ribbons For Slide Fastener With Onerainforced Edge Of Width Lte.12mm W	-	-	766	75

Tabel 20. Lanjutan  
Table Continued

SITC	HS	Komoditi Commodity	Ekspor/Export		Impor/Import	
			Berat Bersih Net Weight (Kg)	Nilai FOB FOB Value (US\$)	Berat Bersih Net Weight (Kg)	Nilai CIF CIF Value (US\$)
(1)	(2)	(3)	(4)	(5)	(6)	(7)
65613290	580632900	Other Webbing Of Man Made Fibre	41 397	64 947	-	-
65613990	580639900	Other Webbing Of Textile Materials	15 090	1 974	-	-
65629200	580790200	Labels , Badges And Similar Of Non Woven	-	-	17 921	14 744
65632110	580810100	Braids In The Piece Combined With Rubber Threads	15 401	1 424	-	-
65642900	580429000	Mechanically Of Oth Textil Material	91 106	40 755	1 997	4 722
65659900	581099000	Other Embroidery Of Other Textile Materials	27 545	3 485	-	-
65712990	560229900	Other Felt Of Textile Material	-	-	1 000	2 450
65719100	560290100	Felt Impregnated With Tar Or Similar Substances	-	-	257	245
65720400	560314000	Non Woven Fabric Weighing > 150 G/m Of Man-made Filament	-	-	12 292	19 736
65720920	560392000	Other Non Woven Fabric Weighing 25 - 70 G/mi	-	-	29 199	103 681
65732100	590310000	Textile Fabrics Impregnated,coated With Polyvinyl Chloride	-	-	65 352	213 201
65732900	590390000	Textile Fabrics Impregnated,coated With Other Plastics	-	-	1 600	928
65733990	590699000	Other Rubberised Textile Fabrics	-	-	50	611
65734110	590700110	Textile Fabrics Other Coated With Tar, Bitumen Or Similar Products	-	-	23 967	34 980
65734190	590700190	Textile Fabrics Other Coated With Other Substances	-	-	45 870	137 501
65751290	560729000	Other Binder Of Oth Fibre Of Genus Agave	-	-	46 778	101 310
65751300	560730000	Twine Of Abaca (manila Hemp Or Musa Textiles Nee)	-	-	41 881	15 313
65751410	560741000	Binder Or Baler Twine Poliethylene	-	-	18 703	5 089
65751490	560749000	Other Binder Of Polypropylene	-	-	115 753	104 288
65751500	560750000	Twine, cordage And Cable Of Other- Synthetic Fibres	212 617	328 790	16 311	13 360
65751900	560790000	Oth Twine, cordage And Cable Coveredwith Rubber Or Plastics	-	-	31	50
65752110	560811000	Made Up Fishing Net Of Textile Mat.	19 825	23 788	556 899	408 599
65752190	560819000	Other Made Up Nets Of Tex Materials	-	-	73 127	53 082
65752900	560890000	Other Knitted Netting Of Twine, Cordage Or Rape	16 875	57 965	2 944	1 337
65759000	560900000	Articles Of Yarn, Strip Or The Like Of Heading 54.04 Or 54.05	-	-	6 434	6 404
65771210	560121000	Wadding Of Cotton	-	-	41 492	147 714
65771220	560122000	Wadding Of Man-made Fibres	1 677	356	-	-
65771290	560129000	Other Articles Of Wadding	20 726	28 787	-	-
65771300	560130000	Textile Flock And Dust And Mill Nep	-	-	2 365	1 809
65772000	590800000	Text. Wicks,woven,plaited Or Knitt.for Lamps,stoves,lighters,candles	-	-	106 181	264 045
65773100	591110000	Textile Fabrics,felt Woven Fabric Used For Card Clothing	-	-	37 175	115 209
65773200	591120000	Bolting Cloth,whether /not Made Up	-	-	12 813	10 328
65773310	591131000	Textile Fabrics And Felt Use In - Paper Making Weighing Lt. 650 Gr/m2	-	-	1 329	12 139
65773320	591132000	Textile Fabrics And Felt Use In - Paper Making Weighing > 650 Gr/m2	-	-	19 892	69 417
65773400	591140000	Straining Cloth Of A Kind Used In Oil Presses Or The Like	-	-	20 969	213 016
65773900	591190000	Other Of Textile Products & Articlefor Technical Uses	-	-	133 688	217 373
65791100	590900100	Fire Hoses	-	-	111 426	209 257
65791900	590900900	Other Hosepiping And Similar	-	-	156 674	246 761

Tabel 20. Lanjutan  
Table Continued

SITC	HS	Komoditi Commodity	Ekspor/Export		Impor/Import	
			Berat Bersih Net Weight (Kg)	Nilai FOB FOB Value (US\$)	Berat Bersih Net Weight (Kg)	Nilai CIF CIF Value (US\$)
(1)	(2)	(3)	(4)	(5)	(6)	(7)
65792000	59100000	Transmission Or Conveyor Belts Or Belting, Of Textile Material	-	-	27 393	22 395
65793111	590210110	Rubberised Tyre Cord Of Nylon Chafer Canvas Type	-	-	7 882	3 923
65793119	590210190	Rubberised Tyre Cord Of Nylon Other Type	-	-	58 528	191 701
65793190	590210900	Other Tyre Cord Fabric Of Nylon Or Polyamides	-	-	45 016	135 048
65811000	630510000	Sacks And Bags Of A Kind Used For Packing Of Goods Of Jute	149	168	386 235	225 889
65812900	630520900	Other Sacks And Bags Of Cotton	-	-	599 297	180 525
65813310	630533100	Sacks & Bag Of Akind Used For Pack.of Good Of Polyethylene,knit/croch.	1 000 000	72 000	-	-
65813390	630533900	Sacks & Bag Of Akind Used For Pack.of Good Of Polyethyl.not Knit/croch	2 122	4 539	-	-
65819900	630590900	Other Sack And Bag Of Other Textilematerials	-	-	221 796	28 978
65821100	630611000	Tarpaulins, Awnings And Sunblinds Of Cotton	29 421	13 470	-	-
65821900	630619000	Tarpaulins, Awnings And Sunblinds Of Other Textile Materials	-	-	3 900	5 332
65824100	630641000	Pneumatic Mattresses Of Cotton	-	-	16	974
65829990	630699900	Other Camping Goods Of Other Textilmaterials	26 293	17 432	-	-
65832000	630130000	Blankets (other Than Electric Blanket) & Travelling Rug Of Cotton	5 597	1 579	6	398
65833100	630140100	Blankets Of Synthetic Fibres Of Nonwoven Fabrics	-	-	3 676	1 510
65839100	630190100	Other Blankets And Travelling Rugs Of Non Woven Fabrics	515	668	-	-
65839900	630190900	Other Blankets And Travelling Rugs	11 702	39 040	79	300
65841000	630210000	Bed Linen, Knitted Or Crocheted	-	-	9 972	6 282
65842219	630221900	Other Bed Linen,printed Of Cotton Other Than Batik	-	-	17	1 063
65843229	630222990	Other Bed Linen,printed Of Man. Made fibres Other Than Batik	-	-	1 391	417
65843390	630239000	Other Bed Linen Of Other Textile Materials	-	-	41 516	15 915
65845519	630251900	Other Table Linen Of Cotton Other Than Batik	-	-	6 500	6 508
65846531	630253100	Other Table Linen Of Non Woven Fabrics	-	-	5 845	3 381
65847690	630260900	Toilet Linen And Kitchen Linen Other Than Batik	-	-	6 617	6 425
65851110	630311000	Curtains Knitt Or Crocheted Of Cott	-	-	1 008	856
65851190	630319000	Curtains Knitted Or Crocheted Of Other Textile Materials	13 291	14 160	-	-
65851990	630399000	Curtains Not Knitted Or Crocheted Of Other Textile Materials	3 705	7 356	-	-
65852910	630419100	Bedspreads Of Non Woven Fabrics	4 907	1 251	-	-
65852990	630419900	Bedspreads Of Other Fibre	12 334	6 499	-	-
65859290	630492900	Other Furnishing Articles Of Notknitted Or Crocheted,of Cotton	148	177	-	-
65892110	630710110	Floor-cloths,dish-cloths, Dusters Of Felt Impregnated With Tar	41	59	-	-
65892199	630710199	Floor-cloths,dish-cloths, Dusters Of Other Felt Other Weight	-	-	72 321	24 882
65892200	630710200	Floor-cloths,dish-cloths, Dusters Of Non Woven Fabrics	-	-	36 940	3 714
65892900	630710900	Orth.floor-cloth,dish-cloths,dusters	-	-	176 301	28 032
65893200	630790200	Other Made Up Articles Of Non Wovenfabrics	-	-	105	322
65893990	630790900	Other Than Made Up Articles	53	76	19 733	8 055

Tabel 20. Lanjutan  
Table Continued

SITC	HS	Komoditi Commodity	Ekspor/Export		Impor/Import	
			Berat Bersih Net Weight (Kg)	Nilai FOB FOB Value (US\$)	Berat Bersih Net Weight (Kg)	Nilai CIF CIF Value (US\$)
(1)	(2)	(3)	(4)	(5)	(6)	(7)
65899000	630800000	Sets Consisting Of Woven Fab & Yarnfor Making Up Into Rug,tapestries	577 103	229 269	-	-
66113000	252230000	Hydraulic Lime	-	-	168 000	8 942
66122210	252321000	White Cement, Of Portland Cement	-	-	176 000	15 247
66122291	252329100	Portland Cement Type I	-	-	181 561	14 949
66122299	252329900	Other Portland Cements	-	-	88 100	8 357
66131000	680100000	Setts, Curbstones And Flagstones,ofnatural Stone (except Slate)	-	-	12 932	34 403
66133900	680210900	Other Tiles, Cubes	160	316	-	-
66135310	680223100	Granite, Width Sheet, Polished	-	-	34 921	50 172
66139300	680293000	Other Granite	15 211	10 965	-	-
66139900	680299000	Other Stone	-	-	19 500	1 270
66181100	680710000	Articles Of Asphalt In Rolls	-	-	516 883	227 369
66182000	680800000	Panels, Boards, Tiles, Blocks And Similar Artic. Of Vegetable Fibre	-	-	35 840	4 020
66183200	681120000	Other Sheets, Panels, Tiles And Similar Articles Of Asbestos-cement	-	-	17 225	4 264
66183390	681130900	Other Pipes And Pipe Fitting Of Asbestos Cement	-	-	63 000	10 271
66232100	690210000	Refractory Bricks, Blocks, Tiles Containing By Mg,ca,cr > 50 %	-	-	73 590	49 554
66232200	690220000	Refractory Bricks, Blocks, Tiles Containing By Al2 O3,si O2 > 50%	-	-	914 419	785 047
66232900	690290000	Other Refractory Bricks,blocks,tile	-	-	1 481 480	949 588
66233000	381600000	Refractory Cement,mortars,concretesand Similar Compositions	42 167	82 827	2 369 487	1 065 350
66241900	690490000	Other Ceramic Flooring Blocks	1 061	1 254	-	-
66242100	690510000	Roofing Tiles	-	-	40 142	65 314
66242900	690590000	Other Chimney Pots,cowls Etc	-	-	43 848	12 066
66244900	690790000	Oth Unglazed Tile, Cube And Similararticles,whether Or Not Rectangular	-	-	13 072	3 211
66245900	690890000	Oth Glazed Tile, Cube And Similar Articles,whether Or Not Rectangular	-	-	683 709	290 898
66311000	680410000	Millstones And Grindstones For Milling, Grinding Or Pulping	-	-	113 892	19 570
66312100	680421000	Other Millstones, Grindstones Of Diamond	-	-	1 364	6 133
66312200	680422000	Other Millstones, Grindstones Of Ceramics	-	-	133 236	71 250
66312300	680423000	Other Millstones, Grindstones Of Natural Stone	-	-	197 726	110 497
66313000	680430000	Hand Sharpening Or Polishing Stones	-	-	101 514	41 692
66321000	680510000	Abrasive Powder On A Base Of Woven Textile Fabric Only	53	40	55 103	17 760
66322900	680520900	Other Abrasive Powder On A Base Of Paper Or Paperboard	8 311	42 404	375 768	121 685
66329900	680530900	Other Abrasive Powder On A Base Of Other Materials	-	-	42 077	46 422
66331190	680919000	Other Articles Of Plaster Boards, Sheets,panels,tiles	-	-	31 250	20 350
66331900	680990000	Other Articles Of Plaster	-	-	151 000	21 590
66332100	681011000	Building Blocks And Brick Of Cement	1 100 000	20 854	-	-
66332990	681019900	Other Articles Of Cement	-	-	297 120	34 004
66333100	681091100	Concrete Building Piles Of Cement	-	-	1 800	627
66336190	681510900	Other Non Electrical Articles Of Graphite	-	-	34	453

Tabel 20. Lanjutan  
Table Continued

SITC	HS	Komoditi Commodity	Ekspor/Export		Impor/Import	
			Berat Bersih Net Weight (Kg)	Nilai FOB FOB Value (US\$)	Berat Bersih Net Weight (Kg)	Nilai CIF CIF Value (US\$)
(1)	(2)	(3)	(4)	(5)	(6)	(7)
66339000	681599000	Other Articles Of Other Mineral Substances	-	-	224	1 396
66351000	680610000	Slag Wool, rock Wool & similar Mineral wools In Bulk, sheets Or Rolls	-	-	78 849	117 783
66353000	680690000	Other Mixtures And Articles Of Heatinsulating, sound-insulating Minera	66 638	493 575	45 219	41 383
66370100	690310000	Refractory Ceramic Goods Containing by Weight Graphite > 50%	-	-	149 610	63 940
66370200	690320000	Refractory Ceramic Goods Containing aluminium > 50%	-	-	3 445	9 822
66370900	690390000	Other Refractory Ceramic Goods	20 000	3 076	1 024 405	1 233 566
66381200	681220000	Yarn And Thread Of Asbestos	-	-	83 329	12 183
66381400	681240000	Woven Or Knitted Fabric	-	-	167 070	26 093
66381700	681270000	Compressed Asbestos Fibre Jointing, in Sheets Or Rolls	-	-	64 732	22 884
66381900	681290000	Other Articles Of Asbestos	-	-	13 563	4 426
66382100	681310000	Brake Linings And Pads	94 333	49 785	1 880 442	189 759
66382900	681390000	Friction Material & Article Thereof	6 295	47 267	100 868	219 875
66391110	690911000	Ceramic Ware For Laboratory Chemical of Porcelain Or China	-	-	296 928	91 878
66391190	690919000	Other Ceramic Ware For Laboratory Chemical	-	-	156 892	579 075
66391900	690990000	Other Of Ceramic Wares For Laborat. chemical Or Other Technical Uses	-	-	55 665	180 759
66399900	691490000	Other Ceramic Articles	442 974	283 007	94 978	16 188
66411000	700100000	Cullet And Other Waste And Scrap Of glass	62 707	30 251	-	-
66412100	700210000	Glass In Balls	-	-	122 982	37 191
66412200	700220000	Glass In Rods	-	-	721	398
66412319	700231990	Other Tubes Glass	2 200	4 024	136 265	22 456
66412398	700239910	Oth. boro Silicate Glass Tube As Raw material For Vial/ampoules Industr	-	-	1	22
66412399	700239990	Other Glass In Ball's	-	-	143 508	39 811
66431000	700420000	Drawn Glass & Blown Glass, In Sheet coloured Throughout The Mass	1 400	263	-	-
66439000	700490000	Drawn Glass & Blown Glass, In Sheet other Than Colour Throughout The Mass	365 755	139 979	-	-
66441110	700510100	Float Glass Non-wired Glass Cut To Shape	32 560 607	6 168 967	49	74
66441190	700510900	Other Float Glass Non-wired Glass Rectangular	416 753	57 065	61 562	16 962
66441219	700521900	Oth. float Glass Oth. non-wired Glass color Throughout The Mass Rectangu	1 990 156	352 141	112 972	30 535
66441290	700529000	Oth. Float Glass And Surface Ground/ Polished Glass, in Sheet, non-wired	623 328	110 412	180 000	27 900
66451100	700312000	Cast Glass & Rolled Glass Coloured Throughout The Mass, non-wired Sheet	-	-	17 000	4 462
66451900	700319000	Oth. Cast Glass And Rolled Glass, Non-wired Sheets	46	39	133 466	36 399
66471900	700719000	Other Safety Glass	-	-	22 500	3 843
66472100	700721000	Laminated Safety Glass Of Size And Shape Suit. For In corp. in Vehicles	-	-	180 000	3 577
66472900	700729000	Other Laminated Safety Glass	-	-	38 176	10 022
66481000	700910000	Rear-view Mirrors For Vehicles	-	-	407 168	70 583
66489100	700991000	Unframed Glass Mirrors	336	3 360	-	-
66489200	700992000	Framed Glass Mirrors	-	-	24 165	7 682
66493110	701110100	Glass Envelopes For Electric Lamps	-	-	76 707	32 357

Tabel 20. Lanjutan  
Table Continued

SITC	HS	Komoditi Commodity	Ekspor/Export		Impor/Import	
			Berat Bersih Net Weight (Kg)	Nilai FOB FOB Value (US\$)	Berat Bersih Net Weight (Kg)	Nilai CIF CIF Value (US\$)
(1)	(2)	(3)	(4)	(5)	(6)	(7)
66493190	701110900	Other Glass Envelopes	40 105	56 140	-	-
66493900	701190000	Glass Envelopes For Others	7 344	2 475	-	-
66494100	701510000	Glasses For Corrective Spectacles	40 538	148 104	94 781	131 169
66494999	701590990	Oth.worked Glass For Non Corrective	-	-	819	5 055
66495310	701931000	Mats Of Glass Fibres	-	-	233 766	153 244
66495900	701990000	Other Artcles Of Glass Fibres Thereof	77 760	22 880	-	-
66496000	701690000	Paving Block, Slab, Brick, Squares,& Oth Artc Of Pressed/moulded Glass	11 917 189	3 796 808	15 748	7 146
66511200	701092000	Carboys,demi Johns & Oth. Containerwith 0,33 L Lt. A Capacity Lt. 1	-	-	60 362	27 370
66511300	701093000	Carboys,demi Johns & Oth. Containerwith 0.15 L Lt. A Capacity Lte.	629	158	8 496	4 662
66511400	701094000	Carboys,demi Johns & Oth. Containerwith A Capacity Lte. 0,15 Litre	-	-	191 138	74 318
66511900	701091900	Carboys,demi Johns & Oth. Containerwith 1 L Lt. A Capacity Lt. 20 L	1 054 413	184 574	4 290	2 885
66512000	701200000	Glass Inners For Vacuum Flasks Or For Other Vacuum Vessels	4 912	1 113	176 376	52 067
66521110	701310110	Coloured Drinking Glasses Of Glass Ceramics	1 386 900	391 285	809 239	365 250
66521120	701310120	Not Coloured Drinking Glasses Of Glass Ceramics	5 204 125	1 573 164	53 169	85 206
66521910	701310910	Plates Of All Kinds	8 474 925	2 424 966	471 307	200 484
66521960	701310960	Bowls Of Size Of Less Than 6"	3 957 783	1 536 936	127 142	38 013
66521970	701310970	Bowls Of Size 6 " Or More	2 097 392	649 137	103 291	58 029
66521990	701310990	Other Glass Ware For Other Purposes	4 986 572	2 141 745	1 351 555	503 408
66522900	701329000	Other Drinking Glass Other Than Of Ceramics	49 580	44 464	15 849	7 296
66523900	701339000	Other Of Glassware Of A Kind Used For Table	108 494	59 028	38 641	29 853
66529100	701391000	Other Glassware Of Lead Crystal	346 486	176 824	-	-
66529900	701399000	Other Glassware	548 552	284 622	2 147	1 563
66591900	701790000	Other Lab. Hyg. Or Pharmaceutical Glassware	-	-	112	367
66592000	701010000	Ampoules	380 424	77 076	6	266
66593190	701810900	Other Glass Beads,imitation Pearls	-	-	37 588	18 782
66593900	701890000	Glass Eyes,statuetes & Oth Ornamentof Lamp-worked Glass	19 440	7 620	-	-
66594000	701610000	Glass Cubes &other Glass Smallwares	1 001	750	-	-
66595210	701400210	For Lighthouse Lamps,ships'lanternslocomotive And Railway Rollingstoc	-	-	1	4
66595990	701400990	Other Signalling Glass Ware & Opti Cal Elements Of Glass	-	-	140 802	52 530
66599000	702000000	Other Articles Of Glass	58 186	6 410	37 908	19 516
66611000	691110000	Tableware And Kitchenware Of Porcelain Or China	1 020	7 240	144 413	109 490
66612000	691190000	Other Household Artcl & Toilet Artcof Poceilain Or China	17 390	11 902	33 052	3 554
66621100	691310100	Statuettes And Other Ornaments Of Porcelain Or China	-	-	523	306
66621900	691310900	Other Of Porcelain Or China	-	-	263 996	20 790
66629100	691390000	Statuettes And Other Ornamental Ceramic Artc Oth Than Of Porcelain	-	-	118 535	21 608
67121000	720110000	Non-alloy Pig Iron Containing Lte. 0.5 % Phosphorus	-	-	109 656	23 567
67123000	720150000	Alloy Pig Iron; Spiegeleisen	-	-	99 200	37 795



Tabel 20. Lanjutan  
Table Continued

SITC	HS	Komoditi Commodity	Ekspor/Export		Impor/Import	
			Berat Bersih Net Weight (Kg)	Nilai FOB FOB Value (US\$)	Berat Bersih Net Weight (Kg)	Nilai CIF CIF Value (US\$)
(1)	(2)	(3)	(4)	(5)	(6)	(7)
67131000	720510000	Granules Of Pig Iron ,spiegeleisen Iron Or Steel	-	-	16 022 960	857 621
67132900	720529000	Other Pig Iron ,spiegeleisen ,iron Or Steel	-	-	2 821 000	153 373
67133900	720390000	Other Spongy Ferrous Products	-	-	40 320	40 320
67141000	720211000	Ferro-manganese ,alloys Containing By Weight > 2 % Of Carbon	-	-	342 483	165 646
67149000	720219000	Other Ferro-manganese ,alloys	-	-	713 983	145 833
67151100	720221000	Ferro-silicon ,alloys Containing By Weight > 55 % Of Silicon	-	-	80 998	67 379
67151900	720229000	Other Ferro-silicon ,alloys	-	-	359 351	168 984
67152000	720230000	Ferro-silico-manganese ,alloys	-	-	490 000	117 390
67153100	720241000	Ferro-chromium ,alloys Containing By Weight > 4 % Of Carbon	-	-	1 181 313	521 398
67153900	720249000	Other Ferro-chromium ,alloys	-	-	716 746	323 840
67159700	720270000	Ferro-molybdenum ,alloys	-	-	133 176	95 270
67159800	720280000	Ferro-tungsten And Ferro-silico- Tungsten ,alloys	-	-	4 323	14 550
67159910	720291000	Ferro-titanium And Ferro-silico- Titanium ,alloys	-	-	120 917	193 274
67159920	720292000	Ferro-vanadium ,alloys	-	-	559	1 312
67159990	720299000	Other Ferro-alloys Silicon And Ferro Cromium	-	-	304 995	294 309
67245000	720690000	Other Iron And Non-alloy Steel In Other Primary Forms	-	-	92 033	71 587
67261900	720711900	Other Of Rectangular Of Iron Or Non-alloy Steel Carbon Lt. 0,25 %	-	-	9 971 600	537 903
67262900	720712900	Other Rectangular Of Iron Or Non- Alloy Steel ,carbon Lt.0,25 %	-	-	2 000 000	95 000
67269000	720719000	Other Semi Finished Product Of Iron Or Non-alloy Steel ,carbon Lt.0,25	101 440	14 916	442 075	129 501
67270900	720720900	Other Iron And Non-alloy Steel , Carbon >= 0,25 %	-	-	273 660	30 201
67281100	721891000	Other Stainless Steel Noy Ingots & Oth. Primary Forms Of Rect. Crosst	-	-	222 253	196 569
67281900	721899000	Other Ingots And Other Primary Formnot Of Rectangular Crossection	-	-	31 535	26 743
67311000	720810000	Flat Roll. Prod. Of Iron In Coils Not Further Worked Than Hot Rolled	-	-	12 871 368	2 141 331
67313000	720827000	Flat Rolled Prod. Of Iron In Coils Of A Thickness Of Less Than 3 Mm	-	-	27 013 903	5 029 973
67321000	720825000	Flat Rolled Prod. Of Iron In Coils Of A Thickness Of 4.75 Mm Or More	-	-	4 866 842	464 551
67322000	720826000	Flat Rolled Prod. Of Iron In Coils Of 3 Mm Lte. Thickness Lte. 4,75	-	-	10 968 302	1 951 724
67322100	720836000	Other Of Flat Rolled Prod. Of Iron In Coils Of A Thickness Exc. 10 Mm	-	-	125 867	24 242
67322200	720839000	Other Of Flat Rolled Prod. Of Iron In Coils Of A Thickness Of Lt. 3 M	-	-	6 963 620	1 699 285
67323000	720837000	Other Of Flat Rolled Prod. Of Iron In Coils Of 4,75mm Lte.thick. Lte.	-	-	2 839 297	498 462
67323100	720851100	Flat Roll.prod.of Iron Not In Coilsthickn.exc.10mm,weight>=0.6% Carbon	-	-	4 632 561	521 587
67323910	720851910	Flat Roll.prod.of Iron Not In Coilsof A Thickness Exceeding 40 Mm	-	-	23 049	4 391
67323990	720851990	Other Of Flat Roll.prod.of Iron Notin Coils, Of A Thicknss Exc.10mm	-	-	869 848	397 802
67324100	720838000	Other Of Flat Rolled Prod. Of Iron In Coils Of 3 Mm	-	-	384 336	82 280

Tabel 20. Lanjutan  
Table Continued

SITC	HS	Komoditi Commodity	Ekspor/Export		Impor/Import	
			Berat Bersih Net Weight (Kg)	Nilai FOB FOB Value (US\$)	Berat Bersih Net Weight (Kg)	Nilai CIF CIF Value (US\$)
(1)	(2)	(3)	(4)	(5)	(6)	(7)
		Lte.thick. Lte. 4				
67324200	720852000	Flat Roll.prod.of Iron Not In Coilsof 4,75 Mm Lte. A Thickness Lte.	-	-	906 754	318 395
67325000	720853000	Flat Roll.prod.of Iron Not In Coilsof 3 Mm Lte. A Thickness Lt. 4,75	-	-	150 135	37 654
67325100	720840000	Flat Roll.prod.of Iron Not In Coilsnot Further Worked Than Hotrolled	-	-	2 250 148	314 437
67329911	721129911	Tape, Band Of Iron, Other Thickness Width Lt. 500 Mm Other Hot Rolled	-	-	563 890	353 832
67329990	721129990	Other Flat-rolled Products ,other Thickness	-	-	140 376	70 836
67331911	721113911	Flat Roll.prod.of Iron In Tape,bandof Iron, Hoop & Strip For Band Form	-	-	58 801	59 825
67331919	721113919	Oth.of Fl.roll.prod.of Iron In Tapeband Of Iron, Hoop & Strip For Band	-	-	2 135 948	806 537
67331990	721113990	Oth. Of Oth.fl.roll.prod.of Iron Intape,band Of Iron, Hoop & Strip	-	-	94 127	37 231
67337900	720917900	Flat Rolled Prod. Of Iron In Coils,0,5mm Lte.thick Lt.1mm,weight Lt.0.	-	-	357 284	108 112
67338900	720918900	Flat Rolled Prod. Of Iron In Coils,thickness Lt.1,5mm, Weight Lt.0.6%	-	-	3 887 893	759 627
67351900	720890000	Oth. Of Flat Rolled Prod.of Iron Ornon-alloy Steel That Width >=600 Mm	-	-	1 855 202	479 441
67353919	721190919	Other Sheets And Plates, Other Process Thickness = Lt. 40 Mm	-	-	247 357	142 052
67353990	721190990	Other Flat-rolled Products , Other Process	-	-	193 048	39 341
67412000	721220000	Flat Rolled Product Of Iron Or Non-alloy,elect.plat.or Coat. With Zinc	-	-	108 435	22 166
67413900	721049000	Others Flat-rolled Prod.of Steel Otherwise Plated/coated With Zinc	36 869	12 028	-	-
67421210	721012100	Flat-rolled Products Plated/coated With Tin Thick Lt.0,5mm,not Surf.tr	-	-	922 964	192 491
67431000	721070000	Flat Roll.prod.of Iron Which Paint, varnished/coated With Plastics	-	-	39 400	17 178
67432110	721240110	Tape, Band Of Iron, Painted Varnished Or Plastic Coated Width Lt. 500	-	-	262 935	860 325
67444000	721090000	Oth.of Flat Roll.prod.of Iron Whichpaint.,varnished/coated With Plast.	-	-	386 731	175 592
67451990	721250990	Other Flat-rolled Products ,other Coated	-	-	4	245
67512900	722619000	Oth. Flat Rolled Prod Lte.600mm Of Silicon Electr. Steel Grain-orien	-	-	6 419	15 721
67531100	721911000	Flat-rolled Products ,width > 600mmin Coils Of Thickness > 10mm	-	-	93 093	76 517
67531200	721912000	Flat-rolled Products ,width > 600mmin Coils Of 4,75mm= Lt.thickness L	-	-	76 650	26 278
67532000	721913000	Flat-rolled Products ,width > 600mmin Coils Of 3mm= Lt. Thickness Lt.	-	-	4 826	1 618
67533000	721914000	Flat-rolled Products ,width > 600mmin Coils Of Thickness Lt. 3mm	-	-	188 957	171 260
67534200	721922000	Flat-rolled Products ,width > 600mmnot In Coil 4,75mm= Lt.thickness Lt	-	-	449 420	121 600
67537900	722011900	Oth. Flat-roll Product,width Lt.600mmthickness >= 4,75 Mm	-	-	19 465	12 165
67538900	722012900	Oth. Flat-roll Product,width Lt.600mmthickness Lt. 4,75	-	-	79 566	55 697

Tabel 20. Lanjutan  
Table 20. Continued

SITC	HS	Komoditi Commodity	Ekspor/Export		Impor/Import	
			Berat Bersih Net Weight (Kg)	Nilai FOB FOB Value (US\$)	Berat Bersih Net Weight (Kg)	Nilai CIF CIF Value (US\$)
(1)	(2)	(3)	(4)	(5)	(6)	(7)
		Mm				
67552000	721932000	Flat-rolled Products ,width > 600m cold Reduced 3mm Lt. Thickness Lt.	-	-	4 295	1 442
67553000	721933000	Flat-rolled Products ,width > 600m cold Reduced 1mm Lt. Thickness Lt.	-	-	999 494	815 384
67554000	721934000	Flat-rolled Products ,width > 600m cold Reduced 0,5mm Lt. Thickness L.	-	-	4 220	2 761
67555000	721935000	Flat-rolled Products ,width > 600m cold Reduced Of Thickness Lt. 0,5m	-	-	46 554	11 447
67571000	721990000	Oth. Flat-roll Product,width >600mm	-	-	3 105	1 614
67572100	722090100	Sheets And Plates ,width Lt. 600mm	-	-	32 900	29 216
67572900	722090900	Oth. Flat-roll Product,width Lt.600mm	-	-	224 332	164 167
67573100	722591000	Oth Flat Rolled Prod >600mm With Electrolycaly Plated Or Coated Wire	-	-	110 331	93 543
67573900	722599000	Other Flat Rolled Prod >600mm Not Silicon Oriented & High Speed Steel	-	-	998 381	69 803
67574000	722699000	Oth.flat-roll Product,width Lt. 600mm of Other Alloy Steel	-	-	605 220	44 714
67611900	721310900	Other Flat-rolled Prod.,containing Indentation ,ribs ,grooves	-	-	2 148	2 396
67611910	721391910	Steel Bars Especially For Making W Wire Contng Carbon By Weight Lt.0,	-	-	108 419	22 853
67611931	721391931	Cold Heading In Coils Diameter More Than 12 Mm	-	-	1 021	1 313
67611939	721391939	Other Cold Heading In Coils	-	-	525 277	114 852
67611950	721391950	Manganese Steel Containing By Weight Lt. 0.6%	-	-	75 613	21 349
67612900	721320900	Oth.flat-rolled Prod.of Free - Cutting Steel	6 778 914	1 426 546	1 159	1 298
67619900	722790000	Other Bars And Rods,of Alloy Steel	-	-	2 376 698	202 748
67619990	721399990	Other Bars And Rods > 14 Mm Not Of Free-cutting Steel	-	-	505 590	116 285
67622000	721430000	Bars And Rods Of Iron Of Free Cutt-ing Steel	-	-	379	86
67625100	722211000	Other Bars And Rods Of Circular Section By Hot-rolled Only	-	-	49 261	34 483
67625900	722219000	Oth. Bars & Rods Of Stainless Steelwith Other Circular Cross-section	-	-	17 351	20 737
67629000	722830000	Oth.bar And Rod,not Further Worked Than Hot-rolled,hot-drawn/extruded	-	-	54 721	80 158
67629100	721499100	Other Concrete Steel Not Free- Cutting Steel	298 947	71 774	1 538 370	315 917
67629200	721499200	Other Shaft Bars Not Free-cutting Steel	-	-	356 226	72 072
67629900	721499900	Other Bars And Rods Not Concrete, Shaft,manganese, Free-cutting Steel	-	-	273 529	56 045
67631000	721510000	Oth.bars And Rods Of Free-cutting Stell	-	-	444 366	279 417
67634000	722220000	Bars And Rods,of Stainless Steel , Not Further Worked Than Cold-rolle	-	-	84 515	61 038
67639000	722850000	Oth.bar And Rod,not Further Worked Than Cold-formed Or Cold-finished	-	-	998 610	574 670
67641000	722810000	Bars And Rods, Of High Speed Steel	-	-	8 175 538	759 504
67643000	721410000	Other Forged Bars And Rods Of Iron Or Non-alloy Steel	-	-	744 892	198 522
67644110	721590110	Shaft Bars Of Iron Or Non Alloy	-	-	1 177 255	846 815
67644900	721590900	Other Bars And Rods Of Iron	-	-	570 232	203 650
67645000	722230000	Oth.bars And Rods Of Stainles Steel	440	4 050	7 205	6 523

Tabel 20. Lanjutan  
Table Continued

SITC	HS	Komoditi Commodity	Ekspor/Export		Impor/Import	
			Berat Bersih Net Weight (Kg)	Nilai FOB FOB Value (US\$)	Berat Bersih Net Weight (Kg)	Nilai CIF CIF Value (US\$)
(1)	(2)	(3)	(4)	(5)	(6)	(7)
67646000	722840000	Oth.bar And Rod,not Further Worked Than Forged	-	-	3 520 581	281 477
67647000	722860000	Other Bars And Rods	-	-	1 254 339	363 466
67648000	722880000	Hollow Drill Bars And Rods	-	-	22 869	9 349
67681100	721610000	Angels, Shapes And Sections Of Ironor Non Alloy Steel ,height Lt. 80	-	-	79 999	37 243
67681210	721621000	L Sections Of Iron ,height Lt. 80 Mm	1 311 357	326 570	175 697	31 405
67681220	721622000	T Sections Of Iron ,height Lt. 80 Mm	-	-	142	324
67682100	721631000	U Sections Of Iron ,height > 80 Mm	-	-	690 901	145 472
67682200	721632000	I Sections Of Iron ,height > 80 Mm	-	-	312 579	50 351
67682300	721633000	H Sections Of Iron ,height > 80 Mm	-	-	18 439	8 000
67682400	721640000	L Or T Section Of Iron,height >80mm	-	-	37 877	6 490
67684900	721669000	Other Angels Etc, Cold-formed Or Finished Not From Flat-rolled Prods	-	-	185 876	44 076
67685900	721699000	Other Angels, Shapes And Section Ofiron Or Not-alloy Steel	-	-	42 206	8 640
67686200	730120000	Angles, Shapes And Sections Of Ironor Steel	-	-	75 512	39 761
67688000	722870000	Angles, Shapes And Sections	-	-	47 093	18 932
67701000	730210000	Rails	-	-	1 871 106	419 905
67709300	730230000	Switch Blades, Crossing Frogs,pointrods And Crossing Pieces	-	-	6 144	2 500
67709900	730290000	Other Railways Track Construction Material	-	-	36 328	60 150
67811110	721710110	Nail Wire Containing By Weight Carbon Lte. 0.25%	1 357 481	353 116	-	-
67811120	721710120	Spokes Wire Nail Wire Containing By weight Carbon Lte. 0.25%	-	-	188 555	38 522
67811190	721710190	Other Wire Of Iron/non-alloy Steel Containing By Weight Carbon Lte.0.2	211 125	46 927	115 541	24 189
67812129	721720129	Other Electrolytic Coated Clips Andcoated With Zinc By Carbon Lte. 0.	20 198	8 635	-	-
67812190	721720190	Other Plated Or Coated With Zinc Contain By Weight Of Carbon Lte.0.	-	-	80 127	16 500
67812290	721720290	Other Nailwire Plated/coated With Zinc Contain By 0.25% Lt.carbon Lte	-	-	151 911	37 623
67812340	721720340	Spokes Wire Plated Or Coated With Zinc By Carbon > 0.60%	-	-	108 214	29 042
67812350	721720350	Beadwire Plated Or Coated With Zincby Weight Of Carbon > 0.60%	-	-	357 946	205 018
67812390	721720390	Other Nail Wire Plated/coated With Zinc Containing Of Carbon > 0.60%	-	-	37 366	28 532
67813190	721730190	Other Nail Wire Plated/coated With Basemetals Contain Of Carbon Lte.0.	777 702	203 840	186 857	157 866
67813290	721730290	Other Nail Wire Plated/coated With Base Metals By 0.25% Lt.carbon Lte	-	-	1	57
67819290	721790290	Other Of Basemetal Containing Of 0.25% Lt. Carbon Lte. 0.6% Not Sp	-	-	224 331	192 914
67821000	722300000	Wire Of Stainless Steel	-	-	48 420	57 859
67829900	722990000	Other Wire Of Alloy Steel	-	-	1 204 352	354 467
67911110	730300110	Pipes And Tubes With Diameter Lt. 10cm	1 259 920	341 349	6 622	1 520
67911120	730300120	Pipes And Tubes With 10cm Lt. Diameter Lt. 25 Cm	7 833 573	2 273 042	-	-
67911900	730300900	Other Tubes,pipes & Hollow Profilesof Cast Iron	-	-	162 929	42 974
67912000	730410000	Line Pipe Of A Kind Used For Oil Or Gas Pipelines	-	-	2 282 293	758 099

Tabel 20. Lanjutan  
Table Continued

SITC	HS	Komoditi Commodity	Ekspor/Export		Impor/Import	
			Berat Bersih Net Weight (Kg)	Nilai FOB FOB Value (US\$)	Berat Bersih Net Weight (Kg)	Nilai CIF CIF Value (US\$)
(1)	(2)	(3)	(4)	(5)	(6)	(7)
67913100	730421000	Drill Pipe Of A Kind Used In Drilling For Oil Or Gas	19 325	8 826	96 735	366 940
67913900	730429000	Other Of Drill Pipe For A Kind Usedin Drilling For Oil Or Gas	-	-	981 100	517 820
67914900	730439000	Oth.tubes,pipe Of Iron Or Non-alloy	-	-	733 026	568 711
67915900	730449000	Oth.tubes,pipes Of Stainless Steel	-	-	726 345	445 262
67916900	730459000	Oth.tubes,pipes Of Oth.alloy Steel	-	-	113 145	125 737
67917000	730490000	Oth.tubes,pipes And Hollow Profilesseamless Of Iron Or Steel	68 838	19 736	1 072 374	499 891
67931900	730519000	Other Line Pipe For Oil Or Gas	1 507	145	594 666	530 118
67932000	730520000	Casing Of A Kind Used In The Drill-ing For Oil Or Gas	-	-	93 952	89 587
67939000	730590000	Other Tubes And Pipes	-	-	205 671	260 596
67941000	730610000	Other Line Pipe Of A Kind Used For Oil Or Gas Pipelines	-	-	63 336	223 739
67943310	730630100	Other Tubes, Welded Diameter Lt. 12.5 Mm Of Iron Or Non Alloy Steel	-	-	121 580	88 156
67943320	730630200	Other Tubes, Welded, 12.5 Mm Lt. Dia- Meter Lt. 37.5 Mm Of Iron Or N	-	-	150 539	468 275
67943390	730630900	Other Tubes, Welded Diameter > 37.5 Mm Of Iron Or Non Alloy Steel	-	-	4 835	1 265
67943410	730640100	Other Tubes, Welded, 12.5 Mm Lt. Dia- Meter Lt. 37.5 Mm Of Stainless	-	-	105 922	28 353
67943490	730640900	Other Tubes, Welded Diameter > 37.5 Mm Of Stainless Steel	-	-	25 989	23 505
67949100	730690100	Other Tubes, Welded Diameter Lt. 12.5 Mm Of Other Iron Steel	-	-	1 643	106 554
67949900	730690900	Other Tubes, Welded Diameter > 12.5 Min Of Other Iron Steel	-	-	7 052	18 322
67952000	730719000	Other Cast Fittings	13 200	7 267	2 933	2 962
67953000	730721000	Flanges Of Stainless Steel	1 460 183	473 091	61 904	81 188
67954000	730722000	Threaded Elbows, Bends And Sleeves Of Stainless Steel	-	-	193 671	37 086
67955000	730723000	Butt Welding Fittings Of Stainless Steel	-	-	33 544	7 916
67956000	730729000	Other Tubes Or Pipe Fittings Of Stainless Steel	-	-	82 580	390 625
67959100	730791000	Tube Or Pipe Fittings For Flanges	41 596	12 358	105 901	549 216
67959200	730792000	Tube Or Pipe Fittings For Treaded Elbows, Bends And Sleeves	-	-	11 754	12 811
67959300	730793000	Tube Or Pipe Fittings For Butt Welding Fitting	-	-	2 773	4 922
67959900	730799000	Other Tubes Or Pipe Fittings	22 300	31 220	653 317	411 084
68211000	740200000	Unrefined Copper; Copper Anodes Forelectrolytic Refining	-	-	28 522	6 244
68214100	740321000	Copper-zinc Base Alloys (brass)	-	-	22 139	7 348
68231900	740710900	Other Copper Profiles	-	-	94 151	59 126
68232100	740721000	Copper Bars, Rods And Profiles Of Copper-zinc Base Alloys (brass)	32	50	-	-
68232900	740729000	Other Copper Bars, Rods & Profiles Of Copper Alloys	-	-	266 472	142 034
68241100	740811000	Refined Copper Wire Of Which The Max.cross-sectional Dimension > 6m	8 825	14 193	-	-
68242100	740821000	Of Copper-zinc Base Alloys (brass) Wire	-	-	49 030	29 392
68242200	740822000	Copper Wire Of Cupro-nickel Or Nickel-silver	-	-	3 652	1 507
68252210	740921000	Copper Plates ,sheets And Strip ,ofcopper-zinc Base Alloys In Coils	-	-	156 035	86 133

Tabel 20. Lanjutan  
Table Continued

SITC	HS	Komoditi Commodity	Ekspor/Export		Impor/Import	
			Berat Bersih Net Weight (Kg)	Nilai FOB FOB Value (US\$)	Berat Bersih Net Weight (Kg)	Nilai CIF CIF Value (US\$)
(1)	(2)	(3)	(4)	(5)	(6)	(7)
68252290	740929000	Oth.copper Plates ,sheets And Stripof Copper-zinc Base Alloys	-	-	1 826	1 085
68252400	740940000	Copper Plates ,sheets And Strip ,ofcupro-nickel Or Nickel-silver	-	-	8 118	3 617
68261220	741022000	Copper Foil Not Exceeding 0,15 Mm Backed Of Copper Alloys	-	-	1	5
68262200	740620000	Powders Of Lamellar Structure; Flakes Of Copper	-	-	39 692	10 774
68271100	741110000	Copper Tubes And Pipes Of Refined Copper	-	-	7 068	3 015
68271210	741121000	Copper Tubes And Pipes Of Copper - Zinc Base Alloys (brass)	-	-	4 752	2 472
68271290	741129000	Other Copper Tubes And Pipes	-	-	1 129	7 518
68312000	750220000	Unwrought Nickel, Alloyed	-	-	4 513	1 344
68321210	750521000	Wire Of Nickel, Not Alloyed	-	-	10 288	11 887
68321220	750522000	Wire Of Nickel Alloys	-	-	2 071	24 887
68323000	750400000	Nickel Powders And Flakes	-	-	13 259	4 622
68324200	750620000	Nickel Plates, Sheets, Strip And Foil Of Nickel Alloys	-	-	2 861	4 903
68411000	760110000	Unwrought Aluminium, Not Alloyed	14 510 831	2 846 688	446 852	612 043
68412000	760120000	Unwrought Aluminium, Alloyed	1 436 208	2 232 752	285 272	395 088
68421190	760410900	Other Aluminium Bar Other Size, Not Alloyed	188 261	26 822	191 021	230 996
68421291	760429910	Aluminium Alloys Bars, Extruded	2 497	6 099	-	-
68421292	760429921	Aluminium Heat Sink Size > 17,5 Cm X 7.5 Cm, Forged, Alloys	-	-	288 771	387 377
68422199	760519900	Other Aluminium Wire ,not Alloyed	-	-	26 000	9 408
68422219	760521900	Oth.aluminium Wire Alloyed Exceeds 7 Mm	-	-	26 000	9 408
68422299	760529900	Other Aluminium Wire , Alloyed	-	-	151	136
68423119	760611190	Other Aluminium Plates Not Alloys Not Surface-treated	-	-	13 000	4 704
68423190	760611900	Other Aluminium Plates Not Alloyed	470 038	738 911	40 541	44 444
68423215	760612191	Alluminium Sheet / Coil Alloy 19 Temper, Not Surface-treated	-	-	35	699
68423290	760612900	Other Aluminium Plates Not Alloyed Surface-treated Rectangular	-	-	2 462	4 264
68423916	760691113	Aluminium Sheet/coils, Alloy 5082 Or 5182, Not Alloyed	-	-	69	55
68423922	760692119	Oth.venetian Blind Not Rectangular Of Aluminium, Alloyed	-	-	36 182	22 331
68424119	760711900	Other Aluminium Foil Not Backed Rolled But Not Further Worked	-	-	46 135	81 020
68424192	760719200	Oth Alumunium Foil Rolled Surface- Treated, Of A Purity >= 99.98%	-	-	548	881
68424199	760719900	Other Alumunium Foil Not Rolled Surface-treated	-	-	23 227	85 093
68424210	760720100	Aluminium Foil Backed Plain	-	-	28 628	11 677
68424220	760720220	Printed Or Backed Alumunium Foil With Plastic Material	-	-	8 162	18 303
68424221	760720210	Aluminium Foil Backed Embosed Sur -face-treated Imitation Gold/silver	-	-	62 108	114 674
68425100	760310000	Aluminium Powders Of Non-lamellar Structure	-	-	53 591	79 692
68426100	760810000	Aluminium Tubes & Pipes Not Alloyed	17 942	20 199	-	-
68426200	760820000	Aluminium Tubes & Pipes Alloyed	92 859	178 885	39 560	90 839
68427000	760900000	Aluminium Tube Or Pipe Fittings	-	-	1 436	6 606

Tabel 20. Lanjutan  
Table Continued

SITC	HS	Komoditi Commodity	Ekspor/Export		Impor/Import	
			Berat Bersih Net Weight (Kg)	Nilai FOB FOB Value (US\$)	Berat Bersih Net Weight (Kg)	Nilai CIF CIF Value (US\$)
(1)	(2)	(3)	(4)	(5)	(6)	(7)
68512000	780110000	Unwrought Refined Lead	-	-	34 479	29 602
68524000	780500000	Lead Tubes, Pipes And Tube Or Pipe Fittings	175 878	285 717	-	-
68611110	790111000	Unwrought Zinc Not Alloyed Contain-ing 99.99% Or More Of Zinc	-	-	6 661 683	5 710 941
68611120	790112000	Unwrought Zinc Not Alloyed Contain-ing Less Than 99.99% Of Zinc	-	-	1 718 299	1 285 349
68631100	790400100	Zinc Wire	-	-	464 587	454 521
68632100	790500100	Zinc Plates,sheets,strip And Foil Not Surface Treated	-	-	2 000	4 400
68632200	790500200	Zinc Plates,sheets,strip And Foil Surface Treated	77 034	89 535	-	-
68712000	800120000	Unwrought Tin, Alloyed	-	-	63 352	77 334
68722100	800400100	Tin Plates,sheets,strip Exceeding 0,2 Mm Not Surface Treated	-	-	99 689	99 207
68722900	800400900	Oth.tin Plates,sheets,strip Exceed-ing 0,2 Mm Surface Treated	-	-	689	146
68911100	810110000	Powders Of Tungsten	-	-	910 794	476 620
68915100	810411000	Unwrought Magnesium Containing At Least 99,8 % By Weight	330	988	75 405	11 406
68915900	810419000	Other Unwrought Magnesium	-	-	12 600	7 200
68984000	810910000	Unwrought Zirconium; Waste And Scrap	988	65	-	-
69112000	730820000	Towers And Lattice Masts	63 000	15 847	2 554	9 640
69113000	730830000	Doors, Windows And Their Frames Andthresholds For Doors	22 630	6 774	517	6 193
69119300	730890300	Frame-works Of Building And Parts Thereof	-	-	543	2 912
69119400	730890400	Parts Of Tubes Or Tunnels, Made Offormed Sheet Of Iron Or Steel	-	-	68	432
69119900	730890900	Other Structure Of Iron Or Steel	-	-	75 176	121 138
69121000	761010000	Doors, Windows And Their Frames Andthresholds For Doors Of Aluminium	375 108	217 710	1 109	1 600
69129000	761090000	Oth. Aluminium Plates,rods,profilesprepared For Use In Structure	4 452 865	10 015 935	4 248	19 325
69211000	730900000	Reservoir,tank,vat And Similar Con-tainers For Material,capacity>300l	240 569	72 410	36 636	99 983
69212000	761100000	Aluminium Reservoirs,tanks,vats Andsimilar Containers	221 756	424 708	255	1 439
69241120	731010200	Containers For Coagulating Latex Of A Capacity >= 50 L	-	-	39 488	19 489
69241190	731010990	Other Circular Cross. Of Iron/non- Alloy Steel With Capacity > 50 L	396 029	30 197	91 714	61 611
69241191	731010910	Other Containers Of Iron Casting Of A Capacity >= 50 L	-	-	32 384	71 249
69241192	731010920	Other Containers Of Steel Casting Of A Capacity >= 50 L	1 024 465	323 656	169	2 347
69241193	731010930	Other Containers Of Iron And Steel Forging&stamping Of A Capacity>=50	-	-	102 877	78 731
69241210	731021990	Other Cans Which Are To Be Closed By Soldering Or Crimping	6	123	235 617	360 540
69241212	731021910	Cans Of A Capacity Lt. 50l Of Iron Orsteel Casting	-	-	8	174
69241213	731021920	Cans Of A Capacity Lt. 50l Of Iron & Steel Forging And Stamping	-	-	47 340	96 659
69241291	731029100	Oth. Container Of A Capacity Lt. 50 Lof Iron Or Steel Casting	-	-	5 552	7 980
69241900	731029900	Oth. Circular Crossect. Of Iron Or Non-alloy Steel With	-	-	525 894	208 555

Tabel 20. Lanjutan  
Table Continued

SITC	HS	Komoditi Commodity	Ekspor/Export		Impor/Import	
			Berat Bersih Net Weight (Kg)	Nilai FOB FOB Value (US\$)	Berat Bersih Net Weight (Kg)	Nilai CIF CIF Value (US\$)
(1)	(2)	(3)	(4)	(5)	(6)	(7)
		Capacity Lte.5				
69242900	761290000	Other Aluminium Casks ,drums ,cans Boxes And Similar Containers	-	-	36 484	19 742
69243000	731100000	Containers For Compressed/liquefiedgas ,of Iron Or Steel	337 767	25 755	1 034 460	88 410
69311111	731210110	Stranded Wire With Diameter > 64 Mm	-	-	8 460	8 542
69311112	731210120	Stranded Wire With Diameter Lt. 3 Mm	-	-	358 950	33 171
69311119	731210190	Stranded Wire, 3 Mm Lt. Diamater Lt. 64 64 Mm	-	-	755 129	127 035
69311190	731210900	Ropes And Cables	-	-	4 290	952
69311900	731290000	Other Plaited Bands ,sling Of Iron Or Steel	-	-	255 052	123 933
69312000	741300000	Stranded Wire,cable,plait Band &thelike Of Copper Not Elect.insulated	-	-	41	75
69351190	731419000	Other Cloth, Grill, Netting, And Fencing Of Iron Or Steel Wire	-	-	19 232	3 642
69351210	731412000	Woven Cloth Of Endless Bands For Machinery, Of Stainless Steel	118 800	9 060	16 877	3 251
69351310	731431000	Other Plated Or Coated With Zinc Ofcloth, Grill, Netting, Fencing Etc	-	-	27 843	66 546
69351390	731439000	Other Cloth, Grill, Netting,fencingnot Plated Or Coated With Zinc	-	-	957 067	496 095
69351410	731441000	Other Grill , Netting And Fencingplated Or Coated With Zinc	-	-	6 809	2 624
69351420	731442000	Other Grill , Netting And Fencingplastic Coated	-	-	4 227	3 022
69351490	731449000	Other Grill , Netting And Fencing	-	-	285 313	119 751
69410100	731700100	Dog Spikes For Rail Sleepers	207 612	22 706	-	-
69410200	731700200	Carding Tacks For Textile Cardingmachines And The Like	-	-	67 200	43 600
69410400	731700400	Hooks Nails And Ring Nails	-	-	395	1 781
69410500	731700500	Gang Nails Connector And Anti Splitting	-	-	4 920	1 055
69410600	731700600	Wire Nail And Staples	3	51	43 194	80 067
69410900	731700900	Other Nails	1 998 093	591 906	1 972 722	421 977
69421120	731812000	Other Wood Screws	-	-	285 269	56 441
69421130	731813000	Screw Hooks And Screw Rings	-	-	171 982	29 278
69421151	731815100	Screws For Metal With Or Without Nut	-	-	166 401	67 485
69421152	731815200	Bolts For Metal With Or Without Nut	-	-	466 692	181 006
69421159	731815900	Other Screwsand Bolts	1 765 042	451 714	13 853	13 896
69421160	731816000	Nuts	-	-	26 276	27 367
69421190	731819000	Other Thread Articles	-	-	17 447	14 219
69422100	731821000	Spring Washers And Other Lock Washers	-	-	828	3 963
69422200	731822000	Other Washers	-	-	2 765	31 513
69422300	731823000	Rivets	-	-	614	3 077
69422400	731824000	Cotters And Cotter-pins	-	-	36 812	22 875
69422900	731829000	Other Non Thread Articles	-	-	63 869	30 262
69431000	741510000	Nails & Tacks,drawing Pins,staples And Similar Articles	-	-	4 113	1 768
69432100	741521000	Washers (including Spring Washers)	-	-	759	172
69433200	741532000	Other Screws, Bolts And Nuts	-	-	288 545	127 737
69440000	761610000	Nails, Tacks, Staples And Similararticles Of Aluminium	-	-	33 305	28 017



Tabel 20. Lanjutan  
Table Continued

SITC	HS	Komoditi Commodity	Ekspor/Export		Impor/Import	
			Berat Bersih Net Weight (Kg)	Nilai FOB FOB Value (US\$)	Berat Bersih Net Weight (Kg)	Nilai CIF CIF Value (US\$)
(1)	(2)	(3)	(4)	(5)	(6)	(7)
69510100	820110000	Spades And Shovels	-	-	191 084	114 667
69521000	820210000	Hand Saws	-	-	228 748	138 289
69522100	820310100	Files	-	-	244 341	92 305
69522200	820310200	Rasps	-	-	136 119	57 608
69523200	820320000	Pliers (including Cutting Pliers) ,pincers,tweezers And Similar Tools	-	-	987 580	412 237
69523300	820330000	Metal Cutting Shears And Similar Tools	-	-	48 744	12 256
69523400	820340000	Pipe-cutters,bolt Croppers,perforating Punches And Similar Tools	-	-	49 526	15 100
69530110	820411000	Non Adjustable Hand-operated Spann-ers And Wrenches	-	-	495 974	184 806
69530120	820412000	Adjustable Hand-operated Spanners And Wrenches	-	-	1 434 442	666 071
69530200	820420000	Interchangeable Spanner Sockets ,with Or Handles	26 000	10 660	630	8 977
69541000	820510000	Drilling, Threading Or Tapping Tool	-	-	49 295	33 634
69542000	820520000	Hammers And Sledge Hammers	-	-	255 425	93 855
69543000	820530000	Planes, Chisels, Gouges And Similarcutting Tools For Working Wood	-	-	1 180 694	547 324
69544000	820540000	Screwdrivers.	-	-	869 151	366 029
69545900	820551900	Other Household Hand Tools	-	-	263 233	91 635
69546000	820560000	Blow Lamps	-	-	35 292	10 167
69546900	820559900	Other Hand Tools	-	-	616 347	238 772
69547000	820570000	Vices, Clamps And The Like	-	-	524 099	177 420
69548000	820580000	Anvils;portable Forges;hand / Pedaloperate Grinding Wheel W/ Framewor	-	-	74 561	28 335
69549000	820590000	Sets Of Articles Of Two Or More Of The Foregoing Subheadings	450	1 115	27 822	17 846
69551000	820220000	Band Saw Blades	-	-	242 484	96 453
69552000	820231000	Circular Saw Blades With Working Part Of Steel	-	-	237 253	91 726
69554000	820240000	Chain Saw Blades	171	510	24 580	11 765
69555000	820291000	Straight Saw Blades , For Working Metal	-	-	51 785	36 726
69559100	820239000	Other Circular Saw Blades,inclodingparts	-	-	59 633	31 181
69559200	820299000	Other Saw Blades	3 256	5 771	134 533	53 165
69561100	820810000	Knives And Cutting Blades For Metalworking	-	-	17 613	12 690
69561200	820820000	Knives And Cutting Blades For Wood Working	-	-	41 847	132 669
69561300	820830000	Knives & Cutting Blades For Kitchenappliances / Food Industry Machine	-	-	9 770	28 397
69561400	820840000	Knives & Cutting Blades For Agri. Or Forestry Machines	-	-	80	97
69561900	820890000	Other Knives And Cutting Blades Notfor Metal/wood Working	-	-	182 732	211 614
69562000	820900000	Plates,sticks For Tools Of Sinteredmetal Carbides	-	-	23 049	72 845
69563900	820719000	Other Rock Drilling Or Earth Boringtools, Including Parts	-	-	558	107
69564200	820720000	Dies For Drawing Or Extruding Metal	-	-	84 852	32 471
69564300	820730000	Tools For Pressing , Stamping Or Punching	-	-	1 880	947
69564500	820750000	Tools For Drilling, Other Than For Rock Drilling	-	-	49 252	42 238
69564600	820760000	Tools For Boring Or Broaching	-	-	22 061	9 417
69564700	820770000	Tools For Milling	-	-	29 854	11 518

Tabel 20. Lanjutan  
Table Continued

SITC	HS	Komoditi Commodity	Ekspor/Export		Impor/Import	
			Berat Bersih Net Weight (Kg)	Nilai FOB FOB Value (US\$)	Berat Bersih Net Weight (Kg)	Nilai CIF CIF Value (US\$)
(1)	(2)	(3)	(4)	(5)	(6)	(7)
69564800	820780000	Tools For Turning	-	-	30 188	13 385
69564900	820790000	Other Interchangeable Tools	10 353	5 290	187 066	122 974
69570000	820600000	Tools Of The Heading Nos.82.02 To 82.05,put Up In Set For Retail Sal	-	-	11 490	16 805
69631000	821210000	Razors	109 200	50 840	18 942	8 265
69640000	821300000	Scissors, Tailors' Shears & Similar shears , Blades Therefor	-	-	27 694	14 986
69651000	821410000	Paper Knives, Letter Openers,pencilsharpeners And Blades Therefor	-	-	36 000	13 020
69655000	821420000	Manicure Or Predicure Sets And Instruments (includ.nail Files)	-	-	22 544	37 611
69659000	821490000	Other Articles Of Cutlery,manicure Or Pedicure Sets	-	-	18 544	6 539
69661000	821510000	Set Of Kitchen Or Table Ware,platedwith Precious Metal	-	-	523	221
69662000	821520000	Other Sets Of Kitchen Or Table Ware	24 669	31 029	16 107	6 220
69669000	821599000	Other Spoons, Forks, Ladles Etc Notplated With Precious Metal	5 059	17 421	56 843	31 288
69680299	821192990	Other Knives Having Fixed Blades	-	-	22 587	7 468
69680399	821193990	Knives Not For Agricult.with Handleother Than Base Metal	-	-	70 001	19 740
69680400	821194000	Blades	-	-	278	922
69680500	821195000	Handles Of Base Metal	-	-	88	4 498
69731100	732111000	Cooking Appliances & Plated Warmer For Gas, Both Gas And Other Fuels	-	-	120	794
69731200	732112000	Cooking Appliances And Plate Warmer For Liquis Fuel	570 203	178 711	21 173	11 710
69732100	732181000	Other Appliances For Gas Fuel	-	-	594	1 286
69733000	732190000	Parts Of Stoves, Ranges, Grates, Cookers,barbeques,braziers,gas Ring	-	-	30 145	17 467
69741100	732391000	Household Articles Of Cast Iron Not Enamelled	-	-	55 020	140 232
69741200	732392000	Household Articles Of Cast Iron Enamelled	-	-	451 895	218 035
69741300	732393000	Household Articles Of Stainless Steel	5 513 378	1 837 236	576 771	176 938
69741400	732394000	Household Articles Of Iron (other Than Cast Iron) Or Steel ,enamelle	701 401	1 625 357	383 972	146 767
69741900	732399000	Other Household Articles Of Iron Or Steel	22 146	63 564	338 805	103 604
69742900	741819000	Other Sanitary Ware Of Copper Not Pot Scourers Etc	-	-	110 824	29 269
69743910	761519100	Oth Table, Kitchen Not Pot Scourersand Scouring Pads And The Like	110	132	1 770	5 184
69743990	761519900	Other Pot Scourers And Scouring Pads And The Like	-	-	3 636	10 827
69744000	732310000	Iron Or Steel Wool;pot Scourers Andpolishing Pads,gloves And The Like	1 493 145	397 717	-	-
69751100	732410000	Sinks And Wash Basins, Of Stainless	-	-	77 200	37 152
69751290	732429000	Baths Of Other Iron Or Steel	-	-	25 554	7 437
69751900	732490900	Other Sanitary Ware	13 711	29 968	4 282	1 494
69781000	821000000	Hand Operated Mechanical Appliancesby Weight Lte. 10 Kg	-	-	106 662	124 958
69782290	830629000	Other,statuettes And Oth.ornaments	-	-	11 238	2 665
69782300	830630000	Photograph, Picture Or Similar Frames; Mirrors	-	-	7 227	3 812
69911100	830110000	Padlocks	-	-	382 254	133 741
69911200	830120000	Locks Of A Kind Used For Motor Vehicles	-	-	276 189	80 465

Tabel 20. Lanjutan  
Table Continued

SITC	HS	Komoditi Commodity	Ekspor/Export		Impor/Import	
			Berat Bersih Net Weight (Kg)	Nilai FOB FOB Value (US\$)	Berat Bersih Net Weight (Kg)	Nilai CIF CIF Value (US\$)
(1)	(2)	(3)	(4)	(5)	(6)	(7)
69911310	830130100	Mortice Locks	-	-	886 686	309 947
69911390	830130900	Other Lock Used For Furniture	-	-	303 673	94 026
69911400	830140000	Other Locks	-	-	407 728	132 195
69911500	830150000	Clasps And Frames With Clasps , Incorporating Locks	-	-	210 081	80 462
69911600	830160000	Parts Of Other Locks	-	-	756 784	251 668
69911700	830170000	Keys Presented Separately	-	-	618	1 356
69913000	830210000	Hinges	4 897	3 117	1 145 362	369 513
69914000	830220000	Castors	-	-	1 050 084	325 166
69915000	830230000	Other Mountings, Fittings & Similararticle Suitable For Motor Vehicle	-	-	61 793	14 333
69916300	830241300	Hasps For Buildings	-	-	230 590	83 404
69916900	830241900	Oth. Mountings, fittings And Similararticles For Buildings	-	-	344 432	114 579
69917000	830242000	Oth. Mountings, fittings And Similararticles Suitable For Furniture	-	-	209 917	65 476
69919490	830249000	Oth. Mountings, fittings And Similararticles	20 901	50 117	868 088	207 306
69919500	830250000	Hat-racks, Hat-pegs, Brackets And Similar Fixture	-	-	332 443	83 113
69919600	830260000	Automatic Door Closers	-	-	445 341	132 584
69922820	731582000	Other, Welded Link	-	-	37 006	7 382
69922890	731589000	Other Chain	-	-	487 110	534 875
69922900	731590000	Other Parts Of Chain Of Iron	-	-	540 873	301 972
69931100	731910000	Sewing, Darning Or Embroidery Needles	-	-	23 110	34 497
69931900	731990000	Other Of Sewing, Knitting Needles, Bodkins, Crochet Hooks Etc	-	-	14 802	5 075
69932200	731920000	Safety Pins	-	-	18 746	16 867
69932300	731930000	Other Pins	-	-	17 299	2 968
69933100	830810000	Hooks, Eyes And Eyelets	-	-	9 872	9 067
69933200	830820000	Tubular Or Bifurcated Riverts	-	-	10 831	13 614
69933990	830890900	Other Kind Used For Clothing,foot -wear Etc	837	900	13 021	11 956
69941110	732010100	Leaf Spring	1 611 348	415 763	1 975	2 191
69941190	732010900	Other Leaves For Springs	-	-	110 769	44 260
69941219	732020190	Coupling Spring For Other	-	-	3	174
69941290	732020900	Other Helical Springs	-	-	108 052	46 248
69941900	732090000	Other Of Helical Springs Not Coupling Spring	-	-	68 509	38 887
69942000	741600000	Copper Springs.	-	-	1	38
69951100	830710000	Flexible Tubing Of Iron Of Steel	-	-	7 070	2 537
69952100	830610000	Bells, Gongs And The Like	-	-	10 697	4 071
69953910	830990100	Bungs For Metal Drums; Bung Covers;case Corners Protectors	-	-	4 501	4 533
69953999	830990990	Other Packing Accessories	-	-	6 438	3 839
69954000	831000000	Sign-plates, Name-plates, Address -plates Etc Of Base Metal	-	-	154	171
69955110	831110100	Coated Electrodes Of Base Metal For Electric Arc-welding In Rools	-	-	35 740	9 336
69955190	831110900	Coated Electrodes Of Base Metal For Electric Arc-welding In Other For	-	-	63 674	16 598
69955210	831120100	Cored Wire Of Base Metal For Electric Arc-welding In Other Rol	-	-	10 900	7 326

Tabel 20. Lanjutan  
Table Continued

SITC	HS	Komoditi Commodity	Ekspor/Export		Impor/Import	
			Berat Bersih Net Weight (Kg)	Nilai FOB FOB Value (US\$)	Berat Bersih Net Weight (Kg)	Nilai CIF CIF Value (US\$)
(1)	(2)	(3)	(4)	(5)	(6)	(7)
69955290	831120900	Cored Wire Of Base Metal For Electric Arc-welding In Other For	-	-	1 062	1 151
69955390	831130900	Coated Rods And Cored Wire Of Base Metal For Soldering In Forms	-	-	4 551	2 323
69955910	831190100	Other Welding Rods In Rolls	-	-	5 272	2 761
69955920	831190200	Gauging Electrode, Solder Foil, Solder Brass Strip	-	-	3 271	6 753
69955990	831190900	Other Wire, Rod, Tubes, Plates For For Other Purpose	-	-	7 503	18 988
69961000	731600000	Anchors, Grapnels And Parts Thereof Iron Or Steel	-	-	28 136	87 684
69962000	732510000	Oth.cast Articles Of Non-malleable Cast Iron	-	-	28 006	12 407
69963110	732591100	Grinding Balls And Similar Articles of Steel Casting	-	-	2 320	966
69963900	732599000	Other Cast Articles Of Iron/steel Of Melleable Cast Iron	6 366	18 604	23 625	10 731
69965100	732611000	Grindings Balls And Similar Article of Iron Or Steel	7 342	16 074	2 064	657
69965900	732619000	Other Articles Of Iron Or Steel ,forged Or Stamped	-	-	147 216	77 115
69967000	732620000	Articles Of Iron Or Steel Wire	-	-	54	1 024
69969000	732690000	Other Articles Of Iron Or Steel	99 642	241 259	529 790	190 336
69973111	741991110	Reservoir,tanks, & Similar Container of Copper Capacity Of Lt. 300 Lite	-	-	2	110
69973912	741999120	Other Of Cast, Moulded, With Capa- City Exceeding 300 Liter	-	-	35 603	11 013
69973921	741999210	Fitting For Fire Hoses Of Non Cast Copper	-	-	32 754	14 288
69973990	741999900	Other Household Articles Of Non Cast Copper	-	-	179	108
69977010	790700100	Gutters,roof Capping, Framers & Othfabricated Components Of Zinc	42 410	6 172	-	-
69977091	790700910	Oth Electro-plating Anodes Of Zinc Not Gutters, Roof Capping Etc	59 924	88 989	-	-
69977093	790700930	Other Nails, Bolt, Screws & Similarfastening Of Zinc Not Gutters, Etc	1 321	2 652	-	-
69977094	790700940	Other Domestic Articles And Parts Thereof Of Zinc	-	-	439 893	425 117
69977099	790700990	Other Artices Of Zinc	16 912	3 890	31 376	19 234
69978900	800700900	Other Articles Of Tin	-	-	108	3 316
69979100	761691000	Oth Cloth,grill Netting And Fencing of Alumunium Wire	-	-	30 411	87 266
69979990	761699900	Other Alumunium Articles, Etc Not Venetion Blind	6 283	33 280	9 705	3 687
69987000	810990000	Other Zirconium & Articles Thereof	-	-	5 000	3 383
69991900	810199000	Other Tungsten Articles	-	-	14 890	3 498
69992300	810293000	Wire Of Molybdenum	-	-	220	4 858
69993000	810390000	Other Tantalum And Articles Thereofincluding Waste And Scrap	-	-	689	192
69994000	810490000	Oth Magnesium And Articles Thereof Including Waste And Scrap	-	-	345 855	182 003
71111110	840211000	Watertube Boilers W/ A Steam Production Exceeding 45 T Per Hour	-	-	9 516	13 966
71111120	840212000	Watertube Boilers W/ A Steam Production Not Exceeding 45 T Per Hour	-	-	13 300	29 263
71111190	840219000	Other Vapour Generating Boilers, Including Hybrid Boilers	1 196	2 661	26 610	16 536
71121111	840410110	Soot Removers	-	-	20 980	261 643
71121119	840410190	Other Auxiliary Plant For Use With Boilers Of Heading No. 84.02	511	1 572	10 366	32 478
71122000	840420000	Condensers For Steam Or Other Vapour Power Units	-	-	998	14 952

Tabel 20. Lanjutan  
Table Continued

SITC	HS	Komoditi Commodity	Ekspor/Export		Impor/Import	
			Berat Bersih Net Weight (Kg)	Nilai FOB FOB Value (US\$)	Berat Bersih Net Weight (Kg)	Nilai CIF CIF Value (US\$)
(1)	(2)	(3)	(4)	(5)	(6)	(7)
71191000	840290000	Parts Of Steam Or Other Vapour Generating Boilers	73 537	37 196	530 097	823 406
71192100	840490100	Parts Of Auxiliary Plant For Use W/ Boilers Of Heading No. 84.02	570	2 797	-	-
71192200	840490200	Parts Of Auxiliary Plant For Use W/ Boilers Of Heading No. 84.03	6 139	18 100	-	-
71211900	840610900	Oth Turbines For Marine Propulsion Not In Ckd	-	-	20 536	186 021
71219190	840681900	Other Turbines With Output > 40 Mw Not In Ckd	-	-	5 283	229 863
71219210	840682100	Other Turbines With Output Lt. 40 Mw In Ckd	-	-	330 000	43 180
71219290	840682900	Other Turbines With Output Lt. 40 Mw Not In Ckd	-	-	23 239	322 217
71280000	840690000	Parts Of Turbines	20 000	25 734	102 611	729 314
71321120	840731200	Reciproc Piston By Cylinders Cpcty Lt.50cc For Prop Vec Of Head 87.02	-	-	213 081	134 504
71322420	840734200	Reciproc Piston By Cyl Capacity >1000cc For Prop Vehc Head 87.02-05	1 459	12 777	-	-
71323000	840820000	Engines Of A Kind Used For The Pro-pulsion Of Vehicles Of Chapters 87	-	-	1 646 856	691 581
71331100	840721100	Outboard Motors In Ckd	-	-	16 542	24 429
71331900	840721900	Other Outboard Motors	-	-	87 835	312 694
71332900	840729900	Oth Spark-ignition Reciproc/rotary Combustion Piston Not In Ckd>750 Kw	-	-	7 700	18 682
71332920	840729200	Oth Spark-ignition Reciproc/rotary Combustion Piston Not In Ckd Lt.750	-	-	66	5 361
71333100	840810100	Marine Propulsion Engines In Ckd	-	-	362 734	174 280
71333910	840810910	Marine Propulsion Engines With The Output Lt. 750 Kw	-	-	196 463	108 946
71333990	840810990	Other Marine Propulsion Engines	-	-	2 351 183	1 031 390
71382100	840890100	Oth.compres.ign.engines For Railway locomotives and Tramway Vehicles	186	3 500	-	-
71382910	840890910	Other Compression-ignition Internal Combustion In Ckd	-	-	542 934	227 509
71382990	840890990	Other Compression-ignition Internal Combustion	-	-	1 123 880	468 770
71391900	840991900	Spark-ignition Internal Combustion Piston Of Engines For Aircraft	-	-	1 814 980	782 427
71392000	840999000	Other Parts Of Suitable Of Heading 84.07,87.08 not For Aircraft Engines	167 987	584 416	914 487	538 353
71441190	841111900	Turbo-jets Of A Thrust Lt. 25 Kn Other Engines	-	-	268	8 030
71449100	841210100	Reaction Engines Other Than Turbo- Jets Aircraft Engines	750	192	-	-
71481190	841121900	Turbo-propellers Of A Power Lt. 1100 Kn	-	-	3 359	2 106
71489190	841181900	Turbo-propellers Of A Power Lt. 5000 Kn Of Other Engines	-	-	2 229	28 693
71489290	841182900	Turbo-propellers Of A Power > 5000 Kn Of Other Engines	-	-	8 100	98 707
71491900	841191900	Parts Turbo-jet Or Turbo-propellers of Other Engines	-	-	378	458
71499900	841199900	Other Parts Of Other Machines	-	-	1 207	15 283
71610110	850110110	Dc Motors Lt. 37.5w In Ckd Conditions	2 852	2 955	521	13 185
71610190	850110190	Other Dc Motors Lt. 37.5w	-	-	13 017	14 189
71610910	850110910	Other Motors Ac/dc Lt. 37.5w In Ckd Conditions	-	-	23 889	20 517
71610990	850110990	Other Motors Ac/dc Lt. 37.5w	-	-	41 053	93 465
71620110	850131100	Dc Motors ;dc Generator Lt. 750w In Ckd Conditions	-	-	33	539

Tabel 20. Lanjutan  
Table Continued

SITC	HS	Komoditi Commodity	Ekspor/Export		Impor/Import	
			Berat Bersih Net Weight (Kg)	Nilai FOB FOB Value (US\$)	Berat Bersih Net Weight (Kg)	Nilai CIF CIF Value (US\$)
(1)	(2)	(3)	(4)	(5)	(6)	(7)
71620190	850131900	Other Dc Motors ;dc Generator Lt.750w	-	-	18 297	111 723
71620210	850132100	Dc Motors ;dc Generator 750w Lt.output Lt. 7500w In Ckd Conditions	-	-	444	2 648
71620290	850132900	Other Dc Motors ;dc Generator 750w Lt. Output Lt. 7500w	-	-	23 436	62 437
71620390	850133900	Other Dc Motors ;dc Generator 75w Lt. Output Lt. 375w	-	-	16 313	17 665
71620490	850134900	Other Dc Motors ;dc Generator >375w	-	-	3 345	18 738
71631100	850120100	Universal Ac/dc Motors > 37.5w In Ckd Conditions	-	-	9	103
71631410	850140100	Other Ac Motors ,single-phase In Ckd Conditions	-	-	130	22
71631490	850140900	Other Ac Motors ,single-phase	-	-	118 812	179 773
71631511	850151100	Other Ac Motors ,multi-phase Lt. 370win Ckd Conditions	-	-	56 952	20 981
71631519	850151900	Other Ac Motors ,multi-phase Lt. 370w	-	-	284 345	91 443
71631521	850152100	Other Ac Motors ,multi-phase 750w Lt.output Lt. 7500w In Ckd Conditio	-	-	336	494
71631529	850152900	Ac Motors,multi-phase 750w Lt. Output Lt. 7500w Other Than In Ckd	-	-	245 626	371 537
71631539	850153900	Ac Motors ,multi-phase > 75w Other Than In Ckd	-	-	10 891	159 180
71631900	850120900	Other Universal Ac/dc Motors >37.5w	-	-	25 821	46 402
71632110	850161100	Ac Generators Lt. 75 Kva In Ckd Conditions	-	-	175	5 000
71632190	850161900	Ac Generators Lt. 75 Kva Other Than In Ckd	-	-	26 438	31 710
71632290	850162900	Ac Generators 75 Kva Lt. Output Lt. 375 Kva Other Than In Ckd	-	-	36 656	43 110
71640000	850240000	Electric Rotary Converters	-	-	288 089	736 706
71651100	850211000	Generating Sets With Compression- Ignition Lt. 75 Kva	-	-	65 819	113 554
71651200	850212000	Generating Sets With Compression- Ignition 75 Kva Lt. Output Lt. 3	-	-	207 638	170 751
71651300	850213000	Generating Sets With Compression- Ignition > 375 Kva	-	-	45 456	161 219
71652900	850239000	Other Generating Sets With Other- Powered	-	-	3 371	26 272
71690100	850300100	Parts Suitable For Electric Motors	6 847	234 697	230 440	108 365
71690900	850300900	Other Parts Suitable With Heading No.85.01 Or No.85.02	-	-	531 351	322 715
71811100	841011000	Hidraulic Turbines And Water Wheels Of A Power Lt. 1000 Kw	-	-	1 257	14 913
71811200	841012000	Hydraulic Turbines And Water Wheels1000 Kw Lt. Power Lt. 10.000 Kw	-	-	2 387	25 393
71819000	841090000	Parts Hidraulic Turbines And Water Wheels, Including Regulators	-	-	7 743	280 547
71877000	840130000	Fuel Elements ( Cartridges ), Non -irradiated	-	-	5 598	11 672
71878000	840140000	Parts Of Nuclear Reactors	-	-	5 795	2 492
71891000	841221000	Linear Acting (cylinders) Hydraulicpower Engines And Motors	-	-	57 217	282 260
71892900	841231900	Pneumatic Power Engines And Motors Linear Acting For Other Vehicles	-	-	1 113	13 700
71893000	841229000	Other Hydraulic Power Engines And Motors Not Linear Acting	-	-	34 954	277 080
71893810	841280100	Power Units	-	-	15 221	57 840
71893899	841280990	Other Engines And Motors	-	-	13 292	201 152
71899500	841290500	Pneumatic Power Engines And Motors Linear Acting	-	-	165 988	2 312 174

Tabel 20. Lanjutan  
Table 20. Continued

SITC	HS	Komoditi Commodity	Ekspor/Export		Impor/Import	
			Berat Bersih Net Weight (Kg)	Nilai FOB FOB Value (US\$)	Berat Bersih Net Weight (Kg)	Nilai CIF CIF Value (US\$)
(1)	(2)	(3)	(4)	(5)	(6)	(7)
		For Aircraft Engines				
7189900	841290900	Other Parts Of Engines And Motors	2 279	1 204	163	427
72111000	843210000	Ploughs	-	-	1 970	856
72113100	843221000	Disc Harrows	-	-	33 026	74 456
72113900	843229000	Scarifiers, Cultivators, Weeders And Hoes	-	-	5 221	197 546
72118000	843280000	Oth.mach. For Lawn Or Sports-groundrollers	-	-	6 899	86 073
72119000	843290000	Parts Mach. For Agricultural, Horticultural Or Forestry	16 000	10 000	27 544	25 068
72121100	843311000	Mower Powered,w/ The Cutting Devicerotating In A Horizontal Plane	-	-	5 442	60 464
72121900	843319000	Other Mowers For Lawns ,parks Or Sports Grounds	-	-	9 667	47 138
72123200	843320000	Other Mowers, Including Cutter Barsfor Tractor Mounting	-	-	53	3 952
72123520	843352000	Other Threshing Machinery	-	-	480	1 166
72123590	843359000	Other Harvesting Machinery	-	-	3 122	2 211
72126000	843360000	Machines For Cleaning, Sorting Or Grading Eggs,or Oth.agri.products	708	173 600	2 602	16 880
72127100	843710100	Machines For Cleaning, For Grading	983	602	1 546	54 054
72127900	843710900	Oth.machines For Sorting Seed,grain	450	332	15 511	241 375
72129000	843390000	Parts Harvesting Or Threshing Mach.	-	-	4 344	6 563
72191000	843510000	Presses ,crushers&similar Machinery	-	-	2 622	37 099
72195100	843621000	Poultry Incubators And Brooders	-	-	4 538	2 200
72195900	843629000	Other Agricultural Machinery Fittedwith Thermal Equipment	-	-	120 150	667 777
72196100	843610000	Machinery For Preparing Animal Feeding Stuffs	-	-	21 949	11 160
72198000	843590000	Parts Of Presses ,crushers And Similar Machinery	-	-	71 536	171 796
72199100	843691000	Parts Of Poultry-keeping Machinery Or Poultry Incubator And Brooders	-	-	7 078	42 371
72199900	843699000	Other Parts Of Machinery Agricult.,horticultural And Forestry	13 286	18 625	93 113	205 608
72230100	870130100	Track-laying Tractors In Ckd	-	-	56 492	27 317
72241990	870110990	Other Pedestrian Tractors	-	-	329	4 002
72249000	870190000	Other Tractors	2 998	12 615	21 411	98 356
72311110	842911100	Bulldozers	2 751	47 173	42 503	80 368
72311900	842919000	Other Bulldozer And Angledozer	-	-	35 904	20 106
72312110	842920100	Graders	-	-	75 854	29 736
72321000	842951000	Front-end Shovel Loaders	-	-	124 312	47 364
72322100	842952100	Hydraulic Excavators	-	-	502 827	297 981
72322900	842952900	Other Hydraulic Excavators	-	-	138 952	56 740
72329000	842959000	Other Self-propelled Bulldozers, Angledozer, Graders, Levellers	-	-	89 177	244 662
72333100	842940100	Road Rollers	-	-	98 246	71 546
72337000	843041000	Boring Or Sinking Machinery Self - Propelled	-	-	49 044	24 047
72344000	843049000	Other Boring Or Sinking Machinery	406	299	-	-
72345000	843061000	Tamping Or Compacting Machinery Notsself-propelled	-	-	50 386	19 597
72347000	843069000	Other Machinery Self-propelled	-	-	5 366	1 608
72391200	843141200	Buckets ,shovels ,grabs And Grips Of Heading No.84.29	-	-	182 226	141 015
72391300	843141300	Buckets ,shovels ,grabs And Grips Of Heading 84.30	-	-	13 762	393 563

Tabel 20. Lanjutan  
Table Continued

SITC	HS	Komoditi Commodity	Ekspor/Export		Impor/Import	
			Berat Bersih Net Weight (Kg)	Nilai FOB FOB Value (US\$)	Berat Bersih Net Weight (Kg)	Nilai CIF CIF Value (US\$)
(1)	(2)	(3)	(4)	(5)	(6)	(7)
72393000	843143000	Parts Of Boring / Sinking Machinery of Subheading No. 8431.41 Or 8431.4	-	-	246 472	5 960 329
72399100	843149100	Buckets ,shovels ,grabs And Grips Of Heading No. 84.26	-	-	43 157	66 327
72399210	843149210	Buckets ,shovels ,grabs And Grips Of Heading No. 84.29 In Ckd	-	-	568	11 710
72399290	843149290	Oth.buckets,shovels,grabs And Gripsof Heading No. 84.29	-	-	64 364	355 861
72399300	843149300	Buckets ,shovels ,grabs And Grips Of Heading No. 84.30	-	-	16 642	79 294
72433000	845210000	Sewing Machines Of The Household Type	2 484	1 635	1 298	8 778
72435190	845221900	Other Automatic Sewing Machines	-	-	415	3 051
72435900	845229000	Other Sewing Machines Not Automaticunits	-	-	67 723	74 000
72439300	845230000	Sewing Machine Needles	-	-	4 000	19 600
72439910	845290100	Parts Of Sewing Machine, Arms, Bed, Stand And Pedal	-	-	49 530	35 617
72439990	845290900	Other Parts Of Sewing Machines Other Parts Of Sewing Machines	-	-	93 369	60 826
72442110	844511000	Carding Machines	-	-	1 234	973
72443300	844530000	Textile Doubling /twisting Machines	-	-	56	75
72443400	844540000	Textile Winding (including Weft - Winding) Or Reeling Machines	-	-	2 450	1 028
72449200	844820000	Parts And Accessories Of Machines Of Heading No. 84.45	-	-	6 450	107 132
72449330	844833000	Spindles, Spindle Flyers, Spinning Rings And Ring Travellers	-	-	332	9 427
72449390	844839000	Oth.parts & Accessories Of Machinesof Heading No.84.44	-	-	161	17 207
72451100	844610000	Machines For Weaving Fabrics Of A Width Not Exceeding 30 Cm	-	-	5	1 246
72451300	844630000	Machines For Weaving Fabrics Of A Width 30 Cm,shuttle Less Type	-	-	16 070	29 443
72454000	844590000	Oth.machines For Use On The Machineof Heading 84.46 Or 84.47	-	-	4	856
72461900	844819000	Oth.aux. Machinery For Machines Of Heading No.84.44 To 84.47	200	86 660	-	-
72467900	844849000	Other Parts And Accessories Of Weaving Machines	-	-	2 233	1 476
72468100	844851000	Sinkers, Needles And Other Articlesused In Forming Stitches	-	-	492	455
72468900	844859000	Other Parts And Accessories Of Machines Of Heading No. 84.47	-	-	11 111	125 671
72471000	845020000	Machines , Each Of A Dry Linen Capacity > 10 Kg	-	-	492	2 150
72473000	845129000	Other Drying Machines	-	-	23 220	25 348
72474490	845140900	Other Washing Machines	-	-	27 197	1 313 663
72474890	845180900	Other Machinery For Washing ,drying	-	-	18 760	6 003
72483000	845320000	Machinery For Making Or Repairing Footwear	-	-	59 493	44 507
72485000	845380000	Other Machinery For Processing Skinor Hides	-	-	4 131	5 723
72488000	845390000	Parts Of Machinery For Preparing Skin ,leather	-	-	30 999	9 223
72491900	845090900	Other Parts Of Household Washing Machines	-	-	5 375	17 544
72512200	843920000	Machinery For Making Paper Or Paperboard	-	-	62 919	400 621
72512300	843930000	Machinery For Finishing Paper Or Paperboard	-	-	10 820	25 465



Tabel 20. Lanjutan  
Table 20. Continued

SITC	HS	Komoditi Commodity	Ekspor/Export		Impor/Import	
			Berat Bersih Net Weight (Kg)	Nilai FOB FOB Value (US\$)	Berat Bersih Net Weight (Kg)	Nilai CIF CIF Value (US\$)
(1)	(2)	(3)	(4)	(5)	(6)	(7)
72521900	844110900	Other Cutting Machines	808	685	165 397	384 755
72525000	844130000	Machines For Making Cartons, Boxes,cases,tubes,drums/similar Containe	-	-	547	361
72527000	844140000	Machines For Moulding Articles In Paper Pulp ,paper Or Paperboard	-	-	1 068	251
72529000	844180000	Other Machinery For Making Pulp , Paper Or Paperboard	101	931	50 273	49 244
72591100	843991000	Parts Of Machinery For Making Pulp Of Fibrous Cellulosic Material	-	-	1 414	18 438
72591900	843999000	Other Parts Of Machinery For Makingpulp Of Fibrous Cellulosic Materia	1 384	3 044	435 059	905 917
72599000	844190000	Parts Oth.mach.for Making Up Paper,pulp,paper/paperboard Incl.cutting	73 273	101 890	36 544	334 640
72635000	844250000	Printing Type, Blocks, Plates, Cylinders & Oth.printing Components	40 000	51 114	34 516	29 968
72651900	844311900	Other Offset Printing Reel Fed Machinery	2 523	2 441	5 474	37 193
72659000	844319000	Other Offset Printing Machinery	-	-	70 541	1 476 346
72667991	844359910	Machines For Printing Repetitive Design	-	-	435	288
72667999	844359990	Other Printing Machines	380	1 940	170 748	897 246
72699000	844390000	Parts Of Printing Machines	-	-	24 150	104 856
72711100	843780100	Rice-hulling Machine,rice Polishing	-	-	113 896	90 268
72711900	843780900	Other Machinery Used In Milling Industry For Cleaning,sorting Seed	-	-	36 870	189 072
72719100	843790100	Parts Of Machinery For Rice-hullingmachine, Rice Polishing	-	-	96 954	278 678
72719900	843790900	Other Parts Of Machinery	1 112	698	88 132	155 469
72721000	847920000	Machinery For The Extraction Or Preparation Of Fats Or Oils	21 703	12 042	760 026	9 856 689
72722110	843810100	Bakery Machinery	-	-	15 308	85 158
72722190	843810900	Other Machinery For The Manufactureof Macaroni ,spaghetti	-	-	50 191	147 404
72722200	843820000	Machinery For The Manufacture Of Confectionery,cocoa Or Chocolate	-	-	191 021	2 019 788
72722500	843850000	Machinery For The Preparation Of Meat Or Poultry	-	-	2 926	51 324
72722600	843860000	Machinery For The Preparation Of Fruits ,nuts Or Vegetables	-	-	280	351
72722810	843880100	Oth.machinery For The Preparation Of Fish	4 024	30 085	1 113	66 330
72722890	843880900	Other Machinery Used In The Millingindustry	-	-	79 125	2 315 420
72729000	843890000	Parts Mach. For The Industrial Preparation/manufact. Of Food/drink	-	-	301 261	1 851 448
72811100	846410000	Sawing Machines For Working Stone	-	-	7 917	16 300
72811200	846420000	Grinding Or Polishing Machines For Working Stone	-	-	8 617	17 663
72811900	846490000	Other Machine Tools For Working Stone	-	-	7 733	38 761
72812100	846510000	Machines-tools For Working Wood Without Tool Change	-	-	117 769	165 755
72812910	846591000	Sawing Machines For Working Wood	-	-	98 182	126 236
72812920	846592000	Planing , Milling Or Moulding Machines For Working Wood	-	-	199 921	342 957
72812930	846593000	Grinding , Sanding Or Polishing Machines For Working Wood	-	-	121 045	203 378

Tabel 20. Lanjutan  
Table Continued

SITC	HS	Komoditi Commodity	Ekspor/Export		Impor/Import	
			Berat Bersih Net Weight (Kg)	Nilai FOB FOB Value (US\$)	Berat Bersih Net Weight (Kg)	Nilai CIF CIF Value (US\$)
(1)	(2)	(3)	(4)	(5)	(6)	(7)
72812940	846594000	Bending Or Assembling Machines For Working Wood	-	-	27 173	51 639
72812950	846595000	Drilling Or Morticing Machines For Working Wood	-	-	56 290	293 930
72812960	846596000	Splitting , Slicing Or Paring Machines For Working Wood	-	-	5 913	60 377
72812990	846599000	Other Machine Tool For Working Wood	39 343	12 375	329 956	1 426 952
72819100	846691000	Parts For Machines Of Head.no.84.64	-	-	1 085	11 834
72819200	846692000	Parts For Machines Of Head.no.84.65	1 100	7 450	63 780	134 859
72831000	847410000	Sorting, Screening, Separating Or Washing Machines	-	-	48 265	61 797
72832900	847420900	Other Crushing Or Grinding Machines For Stones	-	-	83 264	109 923
72833200	847432000	Machines For Mixing Mineral Subs - Tances With Bitumen	-	-	16 500	22 500
72833900	847439000	Other Machine For Agglomerating	-	-	9 030	69 935
72834100	847480100	Machine For Forming Foundry Moulds Of Sand	-	-	1 086	10 300
72834900	847480900	Other Machinery For Process. Earth,stone, Ore And The Like	-	-	169 717	103 503
72839000	847490000	Parts Of Machinery Of Heading 84.74	1 800 485	1 605 905	220 901	379 815
72841290	847529000	Other Machines For Manufacturing Orhot Working Glass/glassware	-	-	84 107	925 291
72842100	847710000	Injection-moulding Machines For Working Rubber Or Plastics	41 704	27 029	47 775	98 173
72842200	847720000	Extruders For Working Rubber Or Plastics	-	-	101 449	759 901
72842300	847730000	Flow Moulding Machines For Working Rubber Or Plastics	-	-	38 416	36 433
72842400	847740000	Vacuum Moulding Machines And Other Thermoforming Machines	-	-	26 762	255 175
72842510	847751000	Machines For Moulding Or Retreadingpneumatic Tyres	-	-	5 840	2 807
72842590	847759000	Other Machinery For Moulding Or Otherwise Forming	12	240	70 422	678 732
72842800	847780000	Other Machinery For Working Rubber Or Plstics	535 223	251 174	530 636	901 711
72843900	847810900	Other Machinery For Preparing Or Making Up Tobacco	123 536	86 343	6 793	154 697
72844000	847930000	Presses For The Manufacture Of Particle Board Of Wood Or Other	-	-	76 394	267 596
72846000	847981000	Machines And Mechanical Appliances For Treating Metal	37 570	15 899	10 108	341 394
72849400	847940000	Rope Or Cable-making Machines	-	-	148 838	1 389 797
72849800	847982000	Machines And Mechanical Appliances Mixing, Kneading, Crushing ,etc	8 282	35 375	345 541	1 175 673
72849910	847989100	Gas Operated Welding, Brasing,cutt-ing Surface Tempering Appliances	-	-	3 176	25 350
72849990	847989900	Other Machines And Mechanical Appliances	225 219	592 746	137 246	1 383 723
72851000	847590000	Parts Of Machines For Assembling Electric/manufacturing Glassware	-	-	34 208	381 459
72852000	847790000	Parts Of Machinery For Working Rubber Or Plastics	-	-	709 877	597 045
72853000	847890000	Parts Of Other Machinery For Preparing Or Making Up Tobacco	-	-	6 818	33 250
72855000	847990000	Parts Machines & Mech. Appliances Having Individual Functions	260 148	234 561	831 435	2 734 120
73112000	845620000	Machine-tool Operated By Ultrasonicprocesses	205	1 242	-	-
73113000	845630000	Machine-tools Operated By Electro- Discharge Processes	-	-	4 030 377	13 802 835
73114900	845699000	Other Machine-tools For Working Anymaterial By	-	-	2 862	19 740

Tabel 20. Lanjutan  
Table Continued

SITC	HS	Komoditi Commodity	Ekspor/Export		Impor/Import	
			Berat Bersih Net Weight (Kg)	Nilai FOB FOB Value (US\$)	Berat Bersih Net Weight (Kg)	Nilai CIF CIF Value (US\$)
(1)	(2)	(3)	(4)	(5)	(6)	(7)
		Removal Of Material				
73137000	845819000	Horizontal Lathes Without Numerically Controlled	-	-	27 876	87 859
73139000	845899000	Other Lathes Without Numerically Controlled	-	-	185 093	314 577
73141000	845910000	Way-type Unit Head Machines	-	-	31 278	54 312
73143000	845929000	Other Drilling Machines Without Numerically Controlled	-	-	145 828	114 726
73145000	845939000	Other Boring-milling Machines Without Numerically Controlled	-	-	30 341	46 552
73146000	845940000	Other Boring Machines	-	-	20 777	13 094
73151000	845951000	Milling Machines, Knee-type With Numerically Controlled	-	-	103 639	105 737
73152000	845959000	Milling Machines, Knee-type Without Numerically Controlled	-	-	4 327	6 378
73154000	845969000	Other Boring-milling Machines	-	-	13 659	7 830
73157000	845970000	Other Threading Or Tapping Machines	-	-	11 141	12 620
73162000	846019000	Flat-surface Grinding Machines Without Numerically Controlled	27 185	33 574	859 863	767 319
73164000	846029000	Other Grinding Machines Without Numerically Controlled	-	-	13 969	12 001
73165000	846031000	Sharpening (tool Or Grinding) Mach.with Numerically Controlled	-	-	8 189	7 215
73166000	846039000	Sharpening (tool Or Grinding) Mach.without Numerically Controlled	-	-	729	675
73167000	846040000	Honing Or Lapping Machines	265	10 000	2 494	1 645
73169000	846090000	Oth.mach.-tools For Polishing Or Oth. White Finishing Metal/cermets	-	-	6 145	9 320
73171000	846120000	Shaping Or Slotting Machines	-	-	22 874	44 706
73177000	846150000	Sawing Or Cutting-off Machines	-	-	26 807	47 134
73178000	846110000	Planing Machines	-	-	7 861	2 079
73179000	846190000	Other Machine Tools For Planning , Shaping	-	-	18 691	80 286
73311000	846210000	Forging Or Die-stamping Machines And Hammers	709	12 417	19 509	10 944
73313000	846229000	Other Bending,folding/straighteningmachines	205	1 259	229 758	119 013
73314000	846231000	Shearing Machines Numerically Controlled	349	6 121	6 121	1 352
73315000	846239000	Other Shearing Machines	-	-	316 012	356 669
73318110	846291100	Hydraulic Presses For Treating Metal Or Metal Carbides	4 500	18 000	-	-
73318190	846291900	Other Hydraulic Presses	-	-	56 442	41 810
73318910	846299100	Other Punching Or Notching Machinesfor Treating Metal / Metal Carbide	-	-	193 739	31 197
73318990	846299900	Other Machine Tools For Working Metal By Forging	-	-	193 595	376 881
73395000	846330000	Machines For Working Wire	9	213	58 901	87 242
73399000	846390000	Other Machine Tools For Working Metal,without Removing Material	-	-	43 968	50 285
73513000	846620000	Work Holders	-	-	23 699	64 777
73515000	846630000	Dividing Heads And Other Special Attachments For Machine-tools	-	-	29 909	154 667
73591000	846693000	Parts For Machines Of Head.no.84.56to No.84.61	336	5 898	2 238	19 619
73595000	846694000	Parts For Machines Of Head.no.84.62or No.84.63	-	-	44 198	52 694
73711100	845410000	Converters	-	-	53 628	340 945
73711200	845420000	Ingot Moulds And Ladles	-	-	81	3 674

Tabel 20. Lanjutan  
Table Continued

SITC	HS	Komoditi Commodity	Ekspor/Export		Impor/Import	
			Berat Bersih Net Weight (Kg)	Nilai FOB FOB Value (US\$)	Berat Bersih Net Weight (Kg)	Nilai CIF CIF Value (US\$)
(1)	(2)	(3)	(4)	(5)	(6)	(7)
73712000	845430000	Casting Machines	-	-	33 616	169 231
73719000	845490000	Parts Of Machines Used In Metalurgi	-	-	70 537	324 048
73721100	845510000	Tube Mills	-	-	19 517	8 093
73721220	845522000	Cold Rolling Mills	-	-	1 082	1 500
73729300	845530000	Rolls For Rolling Mills	25 845	46 873	728 518	1 879 960
73729900	845590000	Other Parts Of Rolling Mills	-	-	90 906	129 449
73731100	851511100	Soldering Irons And Guns Electrical	20 500	60 680	-	-
73731900	851511900	Other Soldering Irons And Guns Included Laser-type	-	-	72 166	34 480
73732100	851519100	Electrical Brazing Or Soldering Machines	-	-	59 878	176 000
73733100	851521100	Electrical Automatic Machines For Welding Of Metal	14 309	41 336	27 906	58 037
73734100	851529100	Electrical Machines Not Automatic For Welding Of Metal	-	-	1 752	1 958
73735100	851531100	Electrical Automatic Machines And Apparatus For Arc	-	-	905	500
73736100	851539100	Electrical Not Automatic Machines And Apparatus For Arc	-	-	8 410	4 280
73737000	851580000	Other Machines And Apparatus For Arc Welding Metals	-	-	30 198	53 848
73739000	851590000	Parts Of Machines For Arc Welding Metals	200	395	10 859	37 605
73749000	846890000	Parts Machinery And Apparatus For Soldering, Brazing Or Welding	-	-	1 170	6 629
74121000	841610000	Furnace Burners For Liquid Fuel	-	-	17 553	43 307
74123000	841620000	Other Furnace Burners, Including Combination Burners	-	-	4 462	84 635
74125000	841630000	Mechanical Stockers , Mechanical Grates ,mechanical Ash Dischargers	-	-	749	4 385
74128000	841690000	Parts Of Furnace Burners ,mechanicalstockers	-	-	18 030	55 963
74132000	851420000	Induction Or Dielectric Furnaces And Ovens	-	-	18 201	43 101
74133000	851430000	Other Furnaces And Ovens	-	-	119 933	151 111
74134000	851440000	Other Induction Or Dielectric Heating Equipment	-	-	13 667	9 522
74135000	851490000	Parts Of Industrial Or Laboratory Electric Furnaces And Ovens	-	-	41 859	28 326
74136000	841710000	Furnaces And Ovens For The Roastingmelting Of Ores,pyrites / Of Metal	3 417	87 726	2 043	31 375
74137000	841720000	Bakery Ovens, Includ.biscuit Ovens	-	-	32 535	49 066
74138000	841780000	Oth.industrial/laboratory Furnaces And Ovens	-	-	34 251	197 465
74139000	841790000	Parts Of Industrial / Laboratory Furnaces And Ovens	1 450	7 189	179 397	174 876
74143000	841850000	Refrigerating / Freezing Display Counter,cabinet,show-cases&the Lik	18 800	26 984	190 452	158 246
74145900	841869000	Other Refrigerating Or Freezing Equipment	-	-	1	22
74149910	841899100	Other Refrigerator, Freezer And Other Refrigerating Of Freezing	-	-	794	318
74149990	841899900	Other Refrigerating, Freezing Furniture	-	-	136	1 499
74151000	841510000	Air Condition Machine For Window Orwall Types, Self-contained	-	-	246 629	3 223 051
74155200	841582000	Oth, Incorporating A Refrigerating Unit	2 277	55 233	68 661	28 025
74155300	841583000	Not Incorporating A Refrigerating Unit	-	-	68 053	164 539
74159900	841590900	Other Parts Of Air Conditioning Machines	-	-	66 545	271 447
74171000	840510000	Produced Gas/water Gas Generators, With/without Their Pury ;acetylene	-	-	150	2 160

Tabel 20. Lanjutan  
Table Continued

SITC	HS	Komoditi Commodity	Ekspor/Export		Impor/Import	
			Berat Bersih Net Weight (Kg)	Nilai FOB FOB Value (US\$)	Berat Bersih Net Weight (Kg)	Nilai CIF CIF Value (US\$)
(1)	(2)	(3)	(4)	(5)	(6)	(7)
74172000	840590000	Parts Producer Gas Or Water Gas Generators	645	1 926	325 564	166 417
74173000	841940000	Distilling Or Rectifying Plant	-	-	143 270	521 878
74174000	841950000	Heat Exchange Units	-	-	257 888	1 180 047
74181900	841911900	Oth.instantaneous Gas Water Heaters	-	-	11 521	9 192
74182100	841919100	Oth Instaneous Gas Water Heaters Ofa Kind Used For Domestic Purposes	-	-	285	6 028
74183000	841920000	Medical, Surgical Or Laboratory Sterilisers	-	-	10 885	9 996
74184000	841931000	Dryers For Agricultural Products	-	-	9 868	53 077
74185000	841932000	Dryers For Wood, Paper Pulp, Paper Or Paperboard	-	-	1 064	8 348
74186000	841939000	Other Dryers	220	4 905	459 776	419 239
74187000	841981000	Machinery For Making Hot Drinks Or For Cooking Or Heating Food	-	-	1 222	8 786
74189100	841989100	Heating And Cooling Plant And Machinery	-	-	159 244	573 358
74189300	841989300	Sterilising Apparatus	-	-	4 615	7 061
74189900	841989900	Other Machinery,plant And Equipment	-	-	63 643	217 914
74190000	841990000	Other Parts Machinery, Plantand Equipment	70	8 000	191 751	470 065
74211000	841311000	Pumps For Dispensing Fuel/lubricantof The Type Used In Garages	100	500	2 770	28 500
74219000	841319000	Other Pump Designed To Be Fitted W/a Measuring Device	422	1 264	76 189	691 528
74220000	841330000	Fuel Lubricating Or Cooling Medium Pumps For Internal Combustion	-	-	36 275	44 256
74240000	841350000	Other Reciprocating Positive Dis- Placement Pumps	-	-	1 275	788
74250900	841360900	Other Rotary Positive Displacement Pumps, Not in Ckd	-	-	71 510	46 434
74260100	841370100	Other Centrifugal Pumps, In Ckd Condition	-	-	13 584	186 797
74260900	841370900	Other Centrifugal Pumps, In Ckd	-	-	94 176	283 862
74271100	841320000	Hand Pumps,other Than Those Of Sub-heading No.8413.11 Or 8413.19	-	-	107 860	276 078
74271200	841381000	Other Pumps	4 197	57 338	651 766	1 305 528
74275000	841382000	Liquid Elevators	616	3 999	59 301	174 158
74291000	841391000	Parts Of Pumps	10 244	1 756	92 316	334 645
74295000	841392000	Parts Of Liquid Elevators	-	-	2 282	16 123
74311000	841410000	Vacuum Pumps	233	106	4 865	19 855
74313000	841420000	Hand Or Foot-operated Air Pumps	17	7 890	29 546	45 339
74315000	841430000	Compressors Of A Kind Used In Re -frigerating Equipment	-	-	438 657	179 244
74317000	841440000	Air Compressors Mounted Or A Wheelechasis For Towing	-	-	78 165	64 925
74319100	841480100	Pumps	42	1 450	157 350	3 004 218
74319210	841480210	Compressor For Ac	8 294	161 807	6 194	249 668
74319290	841480290	Compressor For Other Purposes	995	25 379	46 712	358 417
74319300	841480300	Turbo Super Charger	-	-	16 944	252 829
74319900	841480900	Other Air Or Vacuum Pumps , Gas Compressors Or Fans	-	-	26 365	529 348
74341000	841451000	Table, Floor, Wall, Window, Ceilingor Roof Fans Output Lt. 125 W	-	-	46 754	209 111
74343100	841459100	Other Fans For Domestic Appliances	900	5 000	50 801	53 547
74343900	841459900	Other Fans For Other Purposes	568	1 216	177 840	435 766

Tabel 20. Lanjutan  
Table Continued

SITC	HS	Komoditi Commodity	Ekspor/Export		Impor/Import	
			Berat Bersih Net Weight (Kg)	Nilai FOB FOB Value (US\$)	Berat Bersih Net Weight (Kg)	Nilai CIF CIF Value (US\$)
(1)	(2)	(3)	(4)	(5)	(6)	(7)
74345000	841460000	Hoods Having A Maximum Horizontal Side Not Exceeding 120 Cm	-	-	3 778	2 261
74359000	842119000	Other Centrifuges	480	500	87 550	1 096 016
74361000	842121000	Machinery For Filtering / Purifyingwater	-	-	278 377	1 704 554
74363000	842123000	Filtering/purifying Machinery For Internal Combution Engines	-	-	65 544	623 606
74364000	842131000	Filtering/purifying Machinery For Internal Combustion Engines	-	-	38 486	525 057
74367000	842129000	Other Filtering Or Purifying Water	2 673	6 071	307 696	1 023 575
74369000	842139000	Other Filtering Or Purifying Machinery And Apparatus Gases	-	-	49 974	222 831
74380100	841490100	Parts Of Pumps Or Compressors	-	-	124 958	651 150
74380900	841490900	Other Parts Of Pumps , Compressor Or Fans	-	-	5 989	147 664
74391900	842191900	Other Parts Of Centrifugal Drying Machines	4 521	16 535	16 294	238 161
74395000	842199000	Other Parts Of Centrifuges	1 100	6 981	52 705	191 051
74411000	842710000	Self-propelled Trucks Powered By Anelectric Motor For Fork-lift	-	-	208 180	92 027
74412000	842720000	Other Self-propelled Trucks	-	-	211 992	126 572
74413000	842790000	Other Trucks	-	-	94 400	295 267
74415000	870919000	Other Work Truck	-	-	1 035 841	220 766
74419000	870990000	Parts Of Vehicles	-	-	92 651	271 226
74421100	842511000	Pulley Tackle And Hoits For Raisingvehicles Powered By Electric Motor	-	-	15 468	44 334
74421900	842519000	Other Pulley Tackle And Hoits For Raising Vehicles	-	-	103 972	383 612
74423000	842520000	Pit-heat Winding Gear ; Winches For Use Underground	-	-	170	115
74425100	842531000	Other Winches;capstans With Poweredby Electric Motor	-	-	1 362	12 976
74425900	842539000	Oth. Winches ;capstans Not Electricpowered	-	-	23 102	9 447
74431000	842611000	Overhead Traveling Cranes On Fixed Support	-	-	2 673	45 822
74433100	842619100	Ships Derricks	286	774	2	154
74433900	842619900	Other Derricks And Cranes	-	-	62 001	160 110
74437100	842641000	Machinery ,self-propelled On Tyres	-	-	4 492	8 797
74437900	842649000	Other Machinery ,self-propelled	-	-	93 940	107 650
74439100	842691000	Machinery Designed For Mounting On Road Vehicles	464	4 400	20 590	15 688
74439910	842699100	Other Cranes	-	-	1 687	27 574
74441000	842541000	Built In Jacking Systems Of A Type Used In Garages	-	-	485	509
74443000	842542000	Other Jacks And Hoists, Hydraulic	-	-	203 145	100 874
74449000	842549000	Other Winches ;capstans	-	-	294 212	176 008
74471000	842820000	Pneumatic Elevator And Conveyors	-	-	49 080	35 297
74473000	842832000	Bucket Type Continuous-action Elevator	-	-	5 550	14 875
74474000	842833000	Belt Type Continuous-action Elevator	-	-	29 632	40 894
74479000	842839000	Other Continuous-action Elevator	-	-	150 992	310 994
74481000	842810000	Lifts And Skip Hoists	-	-	117 713	59 499
74485000	842840000	Escalator And Moving Walkways	-	-	2 744	22 374
74489500	842850000	Mine Wagon Pushers, Locomotive Or Wagon Transversers,wagon Tipppers	-	-	63 070	120 000
74489900	842890000	Other Machinery Of Lifting,handlinger Loading	-	-	40 007	139 560

Tabel 20. Lanjutan  
Table Continued

SITC	HS	Komoditi Commodity	Ekspor/Export		Impor/Import	
			Berat Bersih Net Weight (Kg)	Nilai FOB FOB Value (US\$)	Berat Bersih Net Weight (Kg)	Nilai CIF CIF Value (US\$)
(1)	(2)	(3)	(4)	(5)	(6)	(7)
74491000	843110000	Parts Suitable For Use Solely/prin-cipally Of Mach.of Head No.84.25	-	-	270 629	138 439
74492100	843120100	Parts, Self-propelled Truck Poweredby An Electric Motor	-	-	1 783	1 080
74492200	843120200	Parts Of Other Self-propelled Truck	-	-	4 516	1 653
74493000	843131000	Parts Of Lift ,skip Hoists Or Escalators	-	-	68 930	84 871
74494100	843139100	Parts Of Other Loading Machinery , Telphers And Conveyors	-	-	176 168	345 596
74494900	843139900	Parts Of Other Vehicle Not Mechanically Propelled	-	-	5 088	6 030
74512900	846789000	Other Hand-tools Hydraulic Or With Non-electric Motor	-	-	1 575	9 879
74519100	846791000	Parts Of Chain Saws	-	-	25 216	20 317
74519200	846792000	Parts Of Pneumatic Tools	-	-	600	2 458
74519900	846799000	Other Parts Of Tools For Working Inthe Hand	-	-	19 071	6 642
74521000	842219000	Other Dish Washing Machines	-	-	137	5 661
74527390	842230900	Other Machinery For Filling,closingcontainers	452	6 267	72 316	779 237
74527400	842240000	Other Packing Or Wrapping Machinery	2 187	6 597	261 040	3 685 501
74529000	842290000	Parts Of Dish Washing Machines, Cleaning And Drying Bottles Etc	-	-	25 648	681 432
74531300	842330000	Constant Weight Scales	-	-	79 636	42 819
74531810	842381000	Other Weighing Machinery Having A Maximum Weighing Capacity Lt. 30	-	-	52 556	36 263
74531820	842382000	Weighing Machinery 30kg Lt. Capacity Lt. 5000kg	-	-	14 013	4 027
74531890	842389000	Other Weighing Machinery	-	-	45 639	129 625
74532000	842310000	Personal Weighing Machines, Includ.baby Scales ;household Scales	-	-	38 373	696 806
74539900	842390900	Parts Weighing Machinery	-	-	67 400	76 208
74561000	842410000	Fire Extinguishers, Whether Or Notcharged	-	-	22 937	35 223
74562000	842420000	Spray Guns And Similar Appliances	-	-	42 746	39 860
74563000	842430000	Steam Or Sand Blasting Machines Andsimilar Jet Projecting Machines	-	-	2	1
74564100	842481100	Agricult.mech. Appl For Projecting Dispers. Liquid/powder Hand Oprated	14 500	16 066	14 938	24 360
74564900	842481900	Other Agricult. Mech. Appl. For Projecting/dispers Liquid/powder	98	1 100	27 254	40 799
74565000	842489000	Other Mechanical Appliances	-	-	10 529	7 027
74568000	842490000	Parts Mechanical Appliances	6 193	26 562	157 896	102 255
74593190	842091900	Other Parts Of Cylinders	1 976	12 134	37 775	143 389
74593990	842099900	Other Parts Of Calendering Machines	240 351	336 571	15 204	61 567
74595810	847681000	Other Automatic Goods-vending Mach.incorp.heating/refrigerating Device	-	-	16 065	26 366
74610000	848210000	Ball Bearings	-	-	180 548	119 255
74620000	848220000	Tapered Roller Bearings, Including Cone And Tapered Roller Assemblies	-	-	992	6 501
74630000	848230000	Spherical Roller Bearings	-	-	78 532	24 446
74640000	848240000	Needle Roller Bearings	-	-	148 815	74 596
74650000	848250000	Other Cylindrical Roller Bearings	-	-	1 417	11 960
74680000	848280000	Combined Ball Or Roller Bearing Andsimilar	75 012	53 345	500 821	293 034
74691000	848291000	Balls, Needles And Rollers	-	-	2 210	28 460

Tabel 20. Lanjutan  
Table Continued

SITC	HS	Komoditi Commodity	Ekspor/Export		Impor/Import	
			Berat Bersih Net Weight (Kg)	Nilai FOB FOB Value (US\$)	Berat Bersih Net Weight (Kg)	Nilai CIF CIF Value (US\$)
(1)	(2)	(3)	(4)	(5)	(6)	(7)
74699000	848299000	Other Parts Of Ball And Roller Bearings	-	-	107 228	68 221
74710000	848110000	Pressure-reducing Valves	-	-	81 241	110 371
74720000	848120000	Valves For Oleohydraulic Or Pneumatic Transmissions	-	-	31 713	184 300
74730000	848130000	Check Valves	-	-	59 247	307 290
74740000	848140000	Safety Or Relief Valves	-	-	260 186	244 873
74780100	848180100	Soda Water Bottle Valves , Gas Operated Beer Dispensing Units	-	-	996	14 760
74780200	848180200	Ball Valves; Pressure Gauge Cocks	-	-	877 587	507 969
74780300	848180300	Valves For Tyres And Tubes	4 500	2 532	169 732	1 236 866
74780400	848180400	Valves For Oxygen, Hydrogen, Carbondioxide And Ammonia Cylinders	-	-	63 524	284 509
74780910	848180910	Oth.appliances By Hand,weight. Lt. 3kgsurface-treated Or Of Nickel	-	-	196 551	570 330
74780990	848180990	Other Appliances Used In Pressure Machinery	-	-	579 658	995 786
74790000	848190000	Parts Of Taps ,cocks ,valves And Similar Appliances	-	-	147 835	166 997
74810000	848310000	Transmission Shafts (including Cam Shafts And Crank Shafts)and Cranks	3 010	1 097	148 029	121 943
74821000	848320000	Bearing Housing, Incorporating Ball Or Roller Bearings	-	-	1 409	11 885
74822000	848330000	Bearings Housing, Not Incorporatingball ,plain Shaft Bearings	-	-	8 869	30 809
74831100	731511100	Chain Used For Cycle	-	-	248 263	110 271
74831900	731511900	Other Roller Chain	41 540	12 340	426 953	397 440
74832000	731512000	Other Articulated Link Chain	-	-	411 833	369 283
74839000	731519000	Parts Of Articulated Link Chain	-	-	31 923	161 395
74840000	848340000	Gears And Gearings ,chain Sproketsgear Boxes And Other Speed Changer	8 191	2 383	737 730	1 165 319
74850000	848350000	Flywheels And Pulleys, Including Pulley Blocks	-	-	66 678	344 933
74860000	848360000	Clutches And Shaft Couplings (incl.universal Joints)	-	-	58 412	171 610
74890000	848390000	Parts Transmission Shafts & Cranks	-	-	56 126	391 184
74911000	848010000	Moulding Boxes For Metal Foundry	-	-	3 545	55 451
74912000	848020000	Mould Bases	-	-	6 203	73 772
74913000	848030000	Moulding Patterns	-	-	51 080	323 709
74915000	848049000	Other Moulds For Metal Or Metal Carbides	53 479	75 278	115 803	119 219
74916000	848050000	Moulds For Glass	-	-	95 815	522 590
74918000	848071000	Moulds For Rubber Or Plastics Injection Or Compression Types	2 157	1 100	28 010	594 418
74919000	848079000	Other Moulds For Rubber Or Plastics	21 769	43 226	40 226	200 150
74920100	848410000	Gaskets And Similar Joints Of Metalsheeting Combined	-	-	47 441	179 517
74920900	848490000	Other Sets Or Assortments Of Gasketand Similar Joints	-	-	4 775	102 547
74991000	848510000	Ships' Propellers And Blades Therefor	-	-	147	1 080
74999100	848590100	Oils Seal Rings	-	-	43 281	186 281
74999200	848420000	Mechanical Seal	-	-	4 855	46 230
74999900	848590900	Other Machinery Parts, N.e.s In Chapter 84	332	627	50 193	119 872
75118900	846930900	Other Typewriters, Non-electric Other Than In Ckd	-	-	600	2 458
75122290	847029000	Other Electronic Calculating Machines	-	-	5 000	1 485
75124100	847050100	Cash Registers In Ckd	-	-	16	300



Tabel 20. Lanjutan  
Table Continued

SITC	HS	Komoditi Commodity	Ekspor/Export		Impor/Import	
			Berat Bersih Net Weight (Kg)	Nilai FOB FOB Value (US\$)	Berat Bersih Net Weight (Kg)	Nilai CIF CIF Value (US\$)
(1)	(2)	(3)	(4)	(5)	(6)	(7)
75128000	847090000	Pocket-size Data Recording, Reproducing & Displaying Machines	85	700	-	-
75132000	900912000	Electrostatic Photo - Copying Indi-rect Process	-	-	553	402
75193000	847230000	Machines For Sorting / Folding Mailor For Inserting Mail In Envelopes	-	-	421	2 581
75199000	847290000	Cheque Writing Machines	-	-	208 276	483 528
75221100	847141100	'main-frame' Computers	-	-	336	396
75221900	847141900	Oth.digital Automatic Data Process Machines In The Same Housing	-	-	23 799	1 074 977
75231100	847149100	Cpu For Personal Micro Computer Presented In The Form Of System	-	-	815	22 089
75231900	847149900	Oth.than Cpu For Personal Microcompresented In The Form Of System	10 208	12 530	-	-
75261100	847160100	Printer	-	-	13 981	41 390
75261200	847160200	Display Monitor	3 240	6 900	46 047	160 293
75261900	847160900	Other Input/output Units Other Thanprinter	-	-	11 950	31 614
75271900	847170900	Oth.storage Units Other Than Hard Disk Drive	261	1 042	4 716	2 936
75298000	847180000	Other Units Of Automatic Data Processing Machines	296	2 685	109	2 841
75299000	847190000	Other Of Data Processing Machines And Units Thereof	1 812	84 088	7 857	20 529
75995900	847329000	Oth.parts & Accessories Of Machinesof Heading No.84.70	30	2 470	-	-
75997100	847330100	Parts & Acces. Of The Machines Head No: 8471 Plug Into Pcb Or Cabinet	124	3 580	-	-
75997900	847330900	Other Parts & Accessories Of The Machines Of Heading No: 8471	226 783	813 874	154 485	101 900
76110500	852812000	Colour Reception Apparatus For Television	-	-	221 799	314 932
76110800	852813000	Black And White Or Other Monochrome of Reception Apparatus Television	-	-	9 958	11 541
76120500	852821000	Colour Video Monitors	16	900	-	-
76212000	852729000	Other Radio - Broadcast Receiversused In Motor Vehicles	285	2 615	-	-
76222000	852719000	Other Reception Apparatus For Radio	-	-	17 508	6 934
76333900	851929000	Oth.record-players With Loudspeaker	-	-	5 148	5 693
76381900	852190000	Other Reproducing Apparatus	573	263	100 385	81 120
76383900	851999900	Other Sounds Reproducers	-	-	5 062	2 995
76411100	851711000	Line Telephone Sets With Cordless Handsets	-	-	4 820	20 701
76411900	851719000	Telp.sets;videophones Other Than Line Telp. Set With Cordles Handset	8 793	24 686	-	-
76415100	851730100	Telephonic Switching Apparatus	-	-	2	98
76421000	851810000	Microphones And Stands Therefor	-	-	3 881	12 002
76422100	851821000	Single Loudspeakers , Mounted In Their Enclosures	-	-	41 972	63 653
76422200	851822000	Multiple Loudspeakers , Mounted Inthe Same Enclosures	-	-	3 305	2 834
76423000	851829000	Other Loudspeaker	18	14	41 841	58 168
76425000	851840000	Audio-frequency Electric Amplifiers	-	-	7 770	5 770
76426000	851850000	Electric Sound Amplifier Sets	-	-	33 590	29 544
76432900	852520900	Oth.transmission Apparatus Incorp. Reception Apparatus	17	900	53	329
76481000	852790000	Other Apparatus For Other Radiobroadcast Receivers	-	-	23 330	16 325

Tabel 20. Lanjutan  
Table Continued

SITC	HS	Komoditi Commodity	Ekspor/Export		Impor/Import	
			Berat Bersih Net Weight (Kg)	Nilai FOB FOB Value (US\$)	Berat Bersih Net Weight (Kg)	Nilai CIF CIF Value (US\$)
(1)	(2)	(3)	(4)	(5)	(6)	(7)
76482000	852530000	Television Cameras	-	-	331	302
76483920	852692000	Radio Remote Control Apparatus	-	-	848	3 558
76491100	851790100	Parts For Telephone Sets	-	-	13 787	40 942
76491900	851790900	Other Parts Of Electric Apparatus For Line Telephony	-	-	1	15
76492900	851890900	Other Parts Of Speaker / Amplifier	-	-	34 312	36 023
76493110	852910100	Low Noise Amplifier And Low Noise Block	-	-	9 723	5 667
76493120	852910200	Synthesizer For Communication Radio Feed Horn For Anthene	-	-	3 696	7 961
76493130	852910300	Wave Guide	-	-	10 006	21 701
76493199	852910990	Other Parts Of Aerials And Aerials Reflectors	-	-	52 723	143 740
76493999	852990990	Other Parts Of Heading 8525 - 28	106	166	116 348	162 576
76499100	852210000	Pick-up Cartridges	-	-	415	16 262
76499910	852290100	Cassette Recorder Mechanism In Ckd	128 873	1 393 209	-	-
77111100	850421000	Liquid Dielectric Transformers Capacity Lt. 650 Kva	-	-	27 917	15 241
77119110	850431100	Power Transformer, Capacity Lt. 1 Kva	-	-	8 756	3 857
77119120	850431200	Step Up/down Transformator, Stabili- Zer And Current Transformator	93 591	452 096	90 809	53 297
77119190	850431900	Other Transformers Capacity Lt. 1 Kva	-	-	10 288	4 297
77119291	850432910	Oth. Transformer Of High Frequency, 1 Kva Lt. Capacity Lt. 16 Kva	-	-	1 767	5 590
77119299	850432990	Other Transformer, 1 Kva Lt. Capacity Lt. 16 Kva	-	-	11 890	17 554
77119300	850433000	Other Transformers,16kva Lt. Capacity Lt. 500 Kva	-	-	32 075	23 607
77119400	850434000	Other Transformers,capacity >500kva	-	-	48 228	24 854
77121110	850440110	Battery Chargers ,rating > 100 Kva	-	-	2 262	31 097
77121190	850440190	Other Battery Chargers , Rating Lt. 100 Kva	-	-	6 602	3 475
77121900	850440900	Other Static Converters	-	-	11 983	134 871
77123000	850410000	Ballast,for Discharge Lamps Or Tube	-	-	4 802	38 205
77125000	850450000	Other Inductors	-	-	155	2 249
77129190	850490190	Other Parts Of Radiator For Transformers	44 997	48 694	593	180
77129300	850490300	Parts Of Inductors For Transformer	168	5 037	140	3 578
77129990	850490990	Other Parts Of Inductors	-	-	691	1 023
77220000	853400000	Printed Circuits	37 265	63 183	-	-
77231000	853310000	Fixed Carbon Resistors, Compositionor Film Types	-	-	168	2 638
77232900	853329000	Other Electrical Resistors	1 479	5 045	13 137	12 016
77233900	853339000	Wirewound Variable Resistors, For A Power Handling Capacity >= 20 W	-	-	50	431
77235000	853340000	Other Variable Resistors, Includingrheostats And Pentimeters	-	-	554	3 657
77238000	853390000	Parts Of Electrical Resistors	-	-	237	2 800
77241000	853510000	Fuses	-	-	140	3 882
77242000	853521000	Automatic Circuits Breakers For Avoltage Of Less Than 72,5 Kv	-	-	355	4 514
77243000	853529000	Other Automatic Circuits Breakersfor A Voltage > 72,5 Kv	-	-	6 489	4 516
77244100	853530100	Isolating Switches Of Commutator	-	-	53	1 512
77244900	853530900	Other Of Isolating Switch And Make-and-break Switches	-	-	22 214	29 819

Tabel 20. Lanjutan  
Table Continued

SITC	HS	Komoditi Commodity	Ekspor/Export		Impor/Import	
			Berat Bersih Net Weight (Kg)	Nilai FOB FOB Value (US\$)	Berat Bersih Net Weight (Kg)	Nilai CIF CIF Value (US\$)
(1)	(2)	(3)	(4)	(5)	(6)	(7)
77245000	853540000	Lightning Arresters, Volt. Limiters and Surge Suppressors	-	-	185	3 333
77249000	853590000	Other Electrical Apparatus For switching	2 047	474	946	59 073
77251000	853610000	Fuses For A Voltage Lt. 1000 V	4	106	8 431	456 164
77252000	853620000	Automatic Circuits Breakers For A Voltage Lt. 1000 V	-	-	748	1 451
77253000	853630000	Other Apparatus For Protecting Electrical Circuits For Voltage Lt. 10	-	-	6 335	50 061
77254100	853641000	Relays For A Voltage Lt. 60 V	-	-	472	3 801
77254900	853649000	Other Relays	-	-	1 989	29 112
77255100	853650100	Makes and Break Switch of a Kind Used in Domestic Elec. Wiring Press. Lt. 500v, cap	-	-	2 970	4 294
77255900	853650900	Other Switches For A Voltage Lt. 1000v	-	-	66 355	51 787
77257000	853661000	Lamp-holders	-	-	21 498	17 669
77258000	853669000	Other Plugs And Sockets	6 532	134 724	10 613	19 696
77259100	853690100	Commutator For Electrical Apparatus Lt. 1000 V	-	-	340	2 868
77259200	853690200	Junction Boxes For Electrical Apparatus Lt. 1000 V	-	-	1 931	2 556
77259300	853690300	Connector And Socket Cable For Printed Circuit	-	-	340	4 969
77259400	853690400	Cable Connector And Socket Cable For Printed Circuit	-	-	7 840	71 839
77259900	853690900	Other Electrical Apparatus For A Voltage Lt. 1000 V	-	-	5 643	46 974
77261000	853710000	Boards, panels For A Voltage Lt. 1000v	5 216	44 823	5 782	71 892
77262000	853720000	Boards, panels For A Voltage >1000v	-	-	5 061	30 852
77281000	853810000	Boards, panels, consoles, desks, cabinets of Heading No; 85.37	-	-	20 757	51 943
77282000	853890000	Other Boards, panels, consoles, desks, cabinets of Heading No; 85.37	-	-	10 865	537 127
77311111	854411110	Rectangular Winding Wire Of Copper	-	-	5	53
77311130	854411300	Winding Wire Of Copper Insulated with Pvc	-	-	6 679	4 317
77311199	854411990	Other Winding Wire	-	-	50 504	50 577
77312100	854420100	Co-axial Cable Fitted With Connectors	-	-	417	8 879
77312210	854420210	Co-axial Cable Not Fitted With Connectors Insulated With Pvc	-	-	111 819	79 404
77312290	854420290	Other co-axial Cable Not Fitted With Connectors	-	-	378	2 052
77313300	854430000	Ignition Wiring Set and other Wiring Set of a Kind Used in Vehicle, aircraft	-	-	4 066	5 712
77314100	854441000	Elect. conductor For A Voltage Lt. 80v fitted With Connectors	-	-	956	1 358
77314919	854449190	Other Cable For Electrical Conductor for A Voltage Lt. 80 V	-	-	16 300	8 052
77314991	854449910	Other elect. conductor For Voltage Lt. 80v insulated With Pvc	264	204 990	19 670	49 822
77314999	854449990	Other Electric Conductor Lt. 80 V Insulated With Other Materials	-	-	24 549	76 218
77315100	854451000	Elect. conductor Of 80v Lt. volt. Lt. 1000 V with Fitted Connectors	-	-	321	3 004
77315911	854459110	Elect. conductor Of 80v Lt. volt. Lt. 1000 V insulated With Pvc	-	-	7 170	16 582
77315919	854459190	Other Cable For Electric Conductor of 80 V Lt. Voltage Lt. 1000 V	-	-	2 384	3 605
77315991	854459910	Other Electric Conductor Of 80v Lt. volt. Lt. 1000v	-	-	7 232	3 627

Tabel 20. Lanjutan  
Table Continued

SITC	HS	Komoditi Commodity	Ekspor/Export		Impor/Import	
			Berat Bersih Net Weight (Kg)	Nilai FOB FOB Value (US\$)	Berat Bersih Net Weight (Kg)	Nilai CIF CIF Value (US\$)
(1)	(2)	(3)	(4)	(5)	(6)	(7)
		Insulated Wit				
77315999	854459990	Oth.elect Conductor 80v Lt.volt. Lt.1000vinsulated With Other Material	-	-	11 401	40 474
77318000	854470000	Optical Fibre Cables	-	-	1 496	8 043
77323100	854620100	Electrical Insulators Of Ceramicbushing For Transformator	-	-	118	1 673
77323900	854620900	Electrical Insulators Of Ceramic Ofother Type	-	-	4 657	16 362
77324000	854690000	Other Electrical Insulators Of Anymaterials	-	-	109 290	184 979
77328000	854720000	Insulating Fitting Of Plastics	-	-	53 489	214 022
77329990	854790990	Other Insulating Fittings	-	-	3 770	1 952
77412000	901819000	Other Electro-diagnostic Apparatus	-	-	30	145
77422900	902229000	Apparatus Based On Use Alpha,betha,gamma Radiation For Other Uses	-	-	188	1 417
77511190	845011900	Other Household Washing Machines Fully-automatic	-	-	23	634
77521220	841822000	Refrigerators ,houshold Absorbtion-type, Electrical	-	-	148	1 628
77521290	841829000	Other Refrigerators ,household Type	-	-	5 440	13 455
77549000	851090000	Parts Of Shavers, Hair Clippers Andhai-removing Appliances	-	-	1 101	386
77571100	850910000	Vacuum Cleaners	-	-	29 588	14 092
77571200	850920000	Floor Polishers	-	-	1 669	1 074
77572000	850940000	Food Grinders And Mixers; Fruit Or Vegetable Juice Extractors	-	-	119 814	57 832
77573800	850980000	Other Electro Mechanical Appliances	-	-	11 504	5 481
77579000	850990000	Part Of Electro-mechanical Domesticappliances	20	200	58	62
77581000	851610000	Electric Instantaneous Or Storage Water Heaters And Immersion Heater	-	-	21 598	37 476
77582900	851629000	Oth.electric Space Heating Aparatusand Electric Soil Heating Apparatu	-	-	61 234	39 232
77583200	851632000	Other Hair-dressing Apparatus	-	-	60 311	44 478
77583300	851633000	Hand-drying Apparatus	-	-	41 813	27 866
77584000	851640000	Electric Smoothing Irons	32 050	112 324	54 867	40 294
77586100	851650000	Microwave Ovens	-	-	5 648	3 750
77586900	851660000	Oth.ovens; Cookers, Cooking Plates,boiling Rings, Grillers & Roasters	-	-	101 885	63 715
77587100	851671000	Coffee Or Tea Makers	-	-	8 352	11 624
77587200	851672000	Toasters	-	-	2 138	1 506
77587900	851679000	Oth. Electro-thermic Apliances Oth Than Coffe Or Tea Makers Or Toaster	30 301	87 679	53 239	52 359
77589990	851690990	Other Parts Of Electric Apparatus For Domestic Purposes	-	-	12 134	10 203
77611000	854011000	Colour Cathode - Ray Televisionpicture Tubes	-	-	73 398	137 300
77623500	854050000	Data/graphic Display Tubes, Black And White Or Oth Monochrome	-	-	92 400	74 858
77631000	854110000	Diodes,other Than Photosensitive Orlight Emitting Diodes	-	-	107 256	148 139
77633000	854129000	Other Transistor	-	-	664	3 018
77639000	854150000	Other Semiconductor Devices	555	4 056	-	-
77641900	854219000	Other Monolithic I.c.	4 935	18 460	376	412
77645000	854240000	Hybrid Integrated Circuits	536	3 516	-	-

Tabel 20. Lanjutan  
Table Continued

SITC	HS	Komoditi Commodity	Ekspor/Export		Impor/Import	
			Berat Bersih Net Weight (Kg)	Nilai FOB FOB Value (US\$)	Berat Bersih Net Weight (Kg)	Nilai CIF CIF Value (US\$)
(1)	(2)	(3)	(4)	(5)	(6)	(7)
77649000	854250000	Electronic Microassemblies	-	-	257	380
77688000	854190000	Parts Of Diodes,transistors & Semi-conductor Devices	-	-	58	354
77811100	850610000	Primary Cells And Batteries Of Manganese Dioxide	561 574	585 504	-	-
77811800	850680000	Other Primary Cells And Primary Batteries	-	-	2 856	12 285
77812100	854810000	Waste And Scrap Of Primary Cells, Batteries & Elec Accumulators Etc	-	-	8	214
77812190	850710910	Electric Accumulators Of Lead-acid Of 6 Or 12 Volts	-	-	66 162	361 431
77812199	850710990	Electric Accumulators Of Lead-acid	-	-	4 302	101 508
77812200	850720000	Other Lead-acid Accumulators	-	-	457	3 133
77812300	850730000	Other Lead-acid Accumulators	-	-	50	66
77812800	850780000	Accumulators Of Other Material	-	-	234	992
77817000	850690000	Parts Of Primary Cells And Primary Batteries	14 458	19 713	22 210	68 209
77819900	850790900	Oth. Parts Of Electric Accumulators	-	-	3 023	559
77821100	853921000	Tungsten Halogen	27 014	220 396	1 298	8 044
77821200	853922000	Other Filament Lamp Power Lt.200w Andvoltage > 100 V	106 878	574 940	-	-
77821900	853929000	Other Filament Lamp	5 260	42 103	2 105	4 783
77822110	853931100	Discharge Lamps Used For Decorativeand Publicity Purpose OfFluorecen	-	-	4 427	21 258
77822120	853931200	Fluorecent Lamp	-	-	10 370	9 394
77822190	853931900	Other Fluorecent Lamp	749	4 213	1 363	19 564
77822910	853939100	Other Discharge Lamp Used For Deco-rative And Publicity Purposes	-	-	11 380	24 289
77822990	853939900	Other Discharge Lamps Other Thanultra Violet	-	-	4 192	39 278
77823100	853910100	Sealed Beam Lamp Units For Automo -biles	-	-	1 743	51 041
77823200	853910200	Sealed Beam Lamp Units For Other Motor Vehicles Or Cycles	30 228	439 576	6 555	48 048
77823900	853910900	Other Sealed Beam Lamp Units	-	-	60 975	29 758
77824100	853949000	Ultra Violet Or Infra Red Lamps	-	-	23 111	34 638
77824900	853932000	Mercury Or Sodium Vapour Lamps; Metal Halide Lamps	-	-	12 803	15 911
77829000	853990000	Parts Of Ultra-violet Or Infra-red Lamps; Arc Lamps	-	-	126 461	214 094
77831190	851110900	Other Sparking Plugs	-	-	86 902	107 496
77831200	851120000	Ignition Magnetos; Magneto-dynamos;magnetic Flywheels	36 949	70 026	27 101	14 624
77831300	851130000	Distributors; Ignition Coils	-	-	4 390	12 019
77831411	851140111	Starter Tobe Used Directly For Ass.& Or Manufactof Sedan/station Wagon	-	-	14	485
77831490	851140190	Starter Oth.than For Assembly Purposes & Manufacture	-	-	4 417	5 844
77831499	851140900	Dual Purposes Starter-generators	3 682	12 637	9 937	111 102
77831590	851150190	Alternator Oth.than For Assembly Purposes & Manufacture	-	-	1 734	7 527
77831599	851150900	Other Generators Other Than Alternator	8 000	3 600	334 483	115 020
77831800	851180000	Other Equipment For Electrical Ignition	20 754	28 297	40 882	9 156
77833900	851190900	Other Parts Of Electric Ignition	-	-	720 902	327 066
77834100	851210000	Lighting Or Visual Signalling Equipment Of A Kind Used On Bicycles	-	-	204	1 171

Tabel 20. Lanjutan  
Table Continued

SITC	HS	Komoditi Commodity	Ekspor/Export		Impor/Import	
			Berat Bersih Net Weight (Kg)	Nilai FOB FOB Value (US\$)	Berat Bersih Net Weight (Kg)	Nilai CIF CIF Value (US\$)
(1)	(2)	(3)	(4)	(5)	(6)	(7)
77834200	851220300	Lighting Equipment For Automobiles	-	-	412	4 474
77834300	851230000	Sound Signalling Equipment	-	-	4 508	7 857
77834400	851240000	Windscreen Wipers ,defrosters And Demisters	-	-	1 939	5 579
77834900	851220900	Oth. Lighting Or Visual Signalling Equipment	53 955	97 189	15 220	11 791
77835000	851290000	Parts Of Electrical Lighting Or Signalling	-	-	11 690	7 027
77841000	850810000	Drill Of All Kinds Of Electro - Mechanical Tools	-	-	87 889	86 338
77843000	850820000	Saws Of Electro-machanical Tools	-	-	52 316	23 886
77845000	850880000	Other Electro-mechanical Tools	-	-	122 243	128 264
77848000	850890000	Parts Of Electro-mechanical Tools	-	-	139 551	38 667
77861000	853210000	Fixed Capacitor Designed For Use In50/60hz Circuit&capacity > 0,5 Kva	-	-	2 053	24 662
77867000	853229000	Other Fixed Capacitors	-	-	44 869	39 350
77869000	853290000	Parts Of Electric Capacitors	-	-	496	7 648
77871900	854319000	Other Particle Accelerators	-	-	26 160	26 967
77878890	854389900	Oth.machines & App. For Electro- Plating, Electrolisis/electrophores	-	-	1	19
77879900	854390900	Other Parts Of Electrical Machines	-	-	13 200	13 611
77881110	850511000	Permanent Magnets And Become Permanent Magnets Of Metal	-	-	4 997	2 039
77881190	850519000	Other Permanent Magnets And Become Permanent Magnets	-	-	69	3 395
77881200	850520000	Electro Magnetic Couplings,clutchesand Brakes	-	-	16 800	12 788
77881300	850530000	Electro-magnetic Lifting Heads	-	-	6 939	3 473
77881900	850590000	Other Electro Magnet Including Part	-	-	10 980	20 253
77884100	853110000	Burglar Or Fire Alarms And Similarapparatus	-	-	3	23
77884890	853180900	Other Electric Sound Or Visualsignalling Apparatus	-	-	3 600	363 321
77886110	854511000	Electrode Of Kind Used For Furnaces	-	-	1 173 009	3 208 806
77886190	854519000	Oth.electrodes Oth.than A Kind Usedfor Furnaces	-	-	570 415	929 193
77886200	854520000	Brushes	-	-	59 654	18 794
77886920	854590200	Battery Carbons	-	-	490 076	367 393
77886990	854590900	Other Carbon For Electrical Purpose	-	-	213 561	334 961
77889900	854890000	Waste & Scrap Of Elect. Parts Of Machines Or Apparatus	-	-	14	3 226
78110000	870310000	Vehicle Specially Designed For Tra-velling Snow;golf Car & Sml.vehicl	-	-	18 190	4 570
78120110	870321100	Jeep With Cylinder Capacity Lt.1000ccwith Spark- ignition Internal Com	-	-	213	283
78120190	870321900	Oth. Vehc,cylinder Cap. Lt. 1000 Cc With Spark- ignition Internal Com	-	-	195 560	360 000
78120310	870323100	Jeep, 1500 Cc Lt. Cyl. Cap. Lt. 3000 Cc With Spark- ignition Internal	-	-	21 558	15 339
78120390	870323900	Oth Vehc, 1500 Cc Lt.cyl.cap. Lt.3000 Cewith Spark- ignition Internal	-	-	27 181	45 802
78120430	870324300	Sedan/stat.wagon, Cyl.cap.> 3000 Cewith Spark- ignition Internal Comb.	-	-	6 066	65 522
78211100	870410100	Motor Vehicle For Transp. Of Goods, Diesel Gvw > 24 Tonnes	-	-	34 605	56 591
78219100	870421000	Mtr Vehc. For Transport Of Goods, Diesel, With G.v.w. Lte. 5 Ton	310	1 090	11 383	39 767

Tabel 20. Lanjutan  
Table Continued

SITC	HS	Komoditi Commodity	Ekspor/Export		Impor/Import	
			Berat Bersih Net Weight (Kg)	Nilai FOB FOB Value (US\$)	Berat Bersih Net Weight (Kg)	Nilai CIF CIF Value (US\$)
(1)	(2)	(3)	(4)	(5)	(6)	(7)
78219200	870422000	Mtr Vehc. For Transport Of Goods, Diesel, With 5 Ton Lt. G.v.w. Lte.	-	-	1 750	4 944
78219319	870423190	Heavy Duty Truck,compr.-igni Pistonwith G.v.m > 24 Ton,oth Than In Ckd	-	-	2 545 448	1 966 348
78219390	870423900	Mtr Vehc. For Transp.of Good,dieselg.v.w.>20 Ton,oth Than Truck>24 Ton	-	-	3 061 628	1 332 489
78219410	870431000	Mtr Vehc. For Transp.of Good,other Than Diesel, With G.v.w Lt. 5 Tonn	1 686	7 583	-	-
78221000	870510000	Crane Lorries	-	-	166 580	102 711
78225000	870530000	Fire Fighting Vehicles	-	-	22 521	6 834
78227000	870540000	Concrete-mixer Lorries	-	-	434 974	203 555
78311100	870210100	Motor Vehc Transport >=10 Persons, Diesel/semi, With G.v.w Lte. 5 Ton	-	-	14 627	8 208
78320100	870120100	Road Tractors For Semi-trailers Inckd	-	-	3 719	2 955
78320900	870120900	Other Road Tractor For Semi-trailer	-	-	104 201	92 371
78421000	870710000	Bodies For The Vehicles Of Headingno. 87.03	22 882	172 200	-	-
78425000	870790000	Other Bodies For The Motor Vehiclesof Heading 87.01;87.02;87.04;87.05	-	-	61 074	15 820
78431110	870810110	Bumper For Assembling/manufacturingof Sedan And Station Wagon	861	5 041	35 502	12 144
78431900	870810900	Other Bumpers And Parts	-	-	1 259 978	1 255 804
78432190	870821900	Other Safety Seat Belts	-	-	1 975	14 947
78432911	870829110	Oth Parts Of Bodies For Assembling/manufacturing Of Sedan&stat.wagon	7 031	2 877	-	-
78432990	870829900	Other Parts Of Bodies Not For Assembly Purposes	-	-	239 980	128 189
78433190	870831900	Other Mounted Brake Linings	-	-	3 011	22 787
78433990	870839900	Oth Brake & Servobrakes And Parts	-	-	81 218	31 138
78434900	870840900	Other Gear Boxes	-	-	3 287	24 878
78435900	870850900	Other Drive-axes With Differential	-	-	40 034	103 491
78436900	870860900	Other Non-driving Axles And Parts	-	-	6 450	45 876
78439111	870870110	Road Wheels For Assembling Or Manu-facturing Of Sedan & Station Wagon	278	48 715	-	-
78439190	870870900	Other Road Wheels And Parts	1 205	5 440	149 255	99 446
78439290	870880900	Other Suspension Shock-absorber Andparts	-	-	4 649	18 984
78439490	870891900	Radiators For Other Purposes	-	-	1 575	11 916
78439590	870892900	Other Silencers And Exhaust Pipes	-	-	84 300	61 770
78439611	870893110	Clutches For Assembling Or Manufac-turing Of Sedan And Station Wagon	-	-	1 182	357
78439690	870893900	Other Clutches And Parts	-	-	17 682	97 690
78439711	870894110	Steering Wheel,column,box For Assembling/mfg. Of Sedan & Station Wago	14 273	47 207	-	-
78439790	870894900	Other Steering Wheel,columns,boxes	-	-	16 069	45 584
78439911	870899110	Other Parts For Assembling Or Manu-facturing Of Sedan & Station Wagon	-	-	1 218	12 622
78439991	870899910	Other Parts For Conversion Kit	9	120	-	-
78439999	870899990	Other Parts And Accessories	-	-	536 706	1 540 428
78513000	871120000	Motorcycles With Repric. Internal Piston Of 50cc Lt.a Cyld Cpty Lt.2	480	379	21 466	29 339
78519000	871190000	Other Motorcycles	700	236	110	2 052

Tabel 20. Lanjutan  
Table Continued

SITC	HS	Komoditi Commodity	Ekspor/Export		Impor/Import	
			Berat Bersih Net Weight (Kg)	Nilai FOB FOB Value (US\$)	Berat Bersih Net Weight (Kg)	Nilai CIF CIF Value (US\$)
(1)	(2)	(3)	(4)	(5)	(6)	(7)
78520900	871200900	Bicycle And Oth Cycle Not Motorized	2 000	9 670	388 711	1 513 838
78535100	871411000	Saddles Of Invalid Carriage	-	-	20 433	11 868
78535910	871419100	Part And Accessories Of Vehicle Forassembly Purposes	17 237	67 740	268 145	106 970
78535990	871419900	Other Parts Of Motorcycles	52 564	16 053	384 457	194 280
78536000	871420000	Part And Accessories Of Invalidcarriages	2 999	12 614	4 401	1 416
78537100	871491000	Frames And Forks, And Parts Thereof	-	-	380 982	240 522
78537200	871492000	Wheel Rims And Spokes	-	-	146 137	90 075
78537310	871493100	Hubs, Other Than Coaster Breaking Hubs And Hub Breaker	-	-	439 394	157 235
78537390	871493900	Free Wheel Sprocket Wheel	-	-	603 401	249 874
78537400	871494000	Brake,incl.coaster Braking Hub&hubsbrake, And Parts Thereof	68 378	362 589	946 682	266 587
78537500	871495000	Saddles Of Vehicles	-	-	146 768	71 585
78537600	871496000	Pedals And Crank-gear, And Partsthereof	-	-	411 518	134 365
78537910	871499100	Mudguard,mudguard Rod,mudguard Flapfootrest,handle Bar Grip Windscre	-	-	66 456	22 854
78537991	871499910	Bicycle Parts & Head Parts - Steering Column	-	-	57 646	19 063
78537999	871499990	Other Bicycle Parts	4 324	5 954	746 389	304 833
78610000	871610000	Trailer And Semi Trailer Of The Ca-ravan Type,for Housing Or Camping	15 970	31 079	-	-
78621000	871620000	Self Loading/self Unloading Trailer&semitrailer For Agricultur Purpos	-	-	2 595	491
78629000	871639000	Other Trailer For The Transport Ofgoods	-	-	565 767	199 033
78630000	860900000	Containers Equipped For Carriage Byone Or More Modes Of Transport	-	-	26 148	115 357
78685000	871680000	Other Trailler Of The Caravan	64 627	176 711	96 692	25 197
78689000	871690000	Parts Of Trailer And Semi Trailer	219 873	222 760	411 987	164 044
79129000	860290000	Rail Locomotives,locomotive Tendersoth.than Diesel-elec Locomotives	-	-	93 711	169 350
79191299	860800299	Other Mechanical,signalling, Safety	-	-	208	305
79191900	860800900	Part Of Mechanical,signalling,safe-ty	7 000	4 315	10 122	30 644
79199110	860711000	Driving Bogies And Bissel-bogies	-	-	39 111	13 466
79199990	860799000	Oth.part Of Railway/tramway Or Rolling Stock	-	-	13 500	10 915
79291000	880310000	Propellers And Rotors And Parts Thereof	-	-	3 402	702
79295000	880330000	Other Part Of Aeroplane/helicopter	-	-	58	4 983
79319900	890399000	Other Rowing Boats And Canoes	-	-	548	201
79327900	890190900	Other Vessel For The Transport Ofgoods	-	-	55 500	62 984
79328190	890110190	Other Cruise Ships	-	-	1 200	267
79355000	890520000	Floating Or Submersible Drilling Orproduction Platforms	-	-	12 227	11 084
79359000	890590000	Other Light Vessel, Fire Float Etc.	17 280	21 350	3 741 524	28 003 283
79370100	890400100	Tugs And Pusher Craft Of 4000 Hp Or Less	-	-	22 000 000	8 081 640
79391000	890710000	Inflatable Rafts.	-	-	19 212	20 439
79399000	890790000	Other Floating Structures	113 806	82 684	12 815 989	32 774 694
81100000	940600000	Prefabricated Buildings	1 101	2 814	42 285	91 287
81211900	732219000	Other Radiators For Central Heating	-	-	13 953	9 612
81215000	732290000	Other Parts Of Radiators	-	-	21 900	7 000



Tabel 20. Lanjutan  
Table Continued

SITC	HS	Komoditi Commodity	Ekspor/Export		Impor/Import	
			Berat Bersih Net Weight (Kg)	Nilai FOB FOB Value (US\$)	Berat Bersih Net Weight (Kg)	Nilai CIF CIF Value (US\$)
(1)	(2)	(3)	(4)	(5)	(6)	(7)
81217000	840310000	Boilers	129 355	210 916	30 154	100 782
81219000	840390000	Parts Of Central Heating Boiler	-	-	47 414	16 548
81221000	691010000	Ceramic Sink, wash Basin Of Porcelain China	6 275	17 679	-	-
81229000	691090000	Other Ceramic Sinks, wash Basins	-	-	37 830	6 756
81311900	940510900	Other Chandelier And Other Electric ceiling	-	-	25	21
81312100	851310100	Minner's Lamp, Quarry Men's Lamps	731	27 088	-	-
81312900	851310900	Other Portable Electric Lamps	754 718	2 084 590	2 143	2 497
81313900	940520900	Other Electric Table, Desk, Bedside	-	-	164	218
81315100	940540100	Oth. Electric Lamp&lighting Fittingof Plastics	-	-	38 850	19 911
81315400	940540400	Oth. Electric Lamp&lighting Fittingof Ceramic	-	-	2 799	1 481
81315500	940540500	Oth. Electric Lamp&lighting Fittingof Glass	-	-	5 779	2 433
81315610	940540610	Oth Elec.lamp&light Fitting Of Basemetal Nonflash Beacon For Aerodrom	-	-	1 012	6 450
81315900	940540900	Oth. Electric Lamp&lighting Fitting	4 758	16 344	21 179	6 023
81317400	940550400	Non-electr Lamp&lighting Fitting Ofceramic	-	-	11 359	3 981
81317510	940550510	Kerosene Wall Bracket Lamps And Ke-rosene Hurricane Lamps Of Glass	5 439	3 060	-	-
81317590	940550590	Oth. Non-electrical Lamp & Lightingfittings Of Glass	385	640	-	-
81317630	940550630	Kerosene Hurricane Lamps Of Base Metal	-	-	4 510	2 012
81320700	940560900	Other Illuminated Signs, illuminatedname Plates And The Like	31	2 286	-	-
81380000	851390000	Parts Of Portable Electric Lamps	340 210	784 727	-	-
81391900	940591900	Parts Of Lamps For Other Purpose, Glass	-	-	442	243
81392900	940592900	Parts Of Lamps For Other Purpose, Plastics	-	-	14 577	3 647
82111000	940110000	Seats Of A Kind Used For Aircraft	7 344	13 596	-	-
82112000	940120000	Seats Of A Kind Used For Motor Vehicles	-	-	17 813	2 867
82113100	940150100	Seats Of Rattan	2 710 199	5 723 684	5 203	4 255
82113900	940150900	Other Seats Cane, osier, bamboos	80 423	196 941	-	-
82114000	940130000	Swivel Seats With Variable Heightadjustment	4 695	184 818	-	-
82115000	940140000	Seats Oth.than Garden Seats / Camp-ing Equipment, convertible Into Bed	15 238	37 030	-	-
82116100	940161000	Other Seats, With Wooden Frames Up-holstered	6 317	14 449	92	44
82116900	940169000	Other Seats, With Wooden Framesof Other Than Upholstered	191 549	136 073	14 942	7 746
82117900	940179000	Other Seats, With Metal Frames Of Other Than Upholstered	59 811	36 192	2 234	1 517
82118100	940180100	Other Seat Of Wood Or Of Wickerwork	8 888 507	11 683 652	-	-
82118900	940180900	Other Seats Of Other Materials	4 832	27 216	4	35
82119100	940190100	Parts Of Wood Or Of Wickerwork	2 270 122	2 463 004	10 763	11 370
82119200	940190200	Parts Of Plastics	-	-	2 290	22 687
82119300	940190300	Parts Seats Of Rattan	479 420	614 614	-	-
82119900	940190900	Other Parts For Seat	85 499	112 270	1 494	603
82121000	940410000	Mattress Supports	652	2 642	-	-
82123000	940421000	Mattresses Of Cellular Rubber Orplastics	317	843	43 510	12 624
82125000	940429000	Mattresses Of Other Materials	-	-	6 723	2 713
82129000	940490000	Other Mattress Supports	13 242	9 567	8 010	1 229
82131000	940310000	Metal Furniture Of A Kind Used Inoffice	29 576	46 699	-	-

Tabel 20. Lanjutan  
Table Continued

SITC	HS	Komoditi Commodity	Ekspor/Export		Impor/Import	
			Berat Bersih Net Weight (Kg)	Nilai FOB FOB Value (US\$)	Berat Bersih Net Weight (Kg)	Nilai CIF CIF Value (US\$)
(1)	(2)	(3)	(4)	(5)	(6)	(7)
82139000	940320000	Other Metal Furniture	7 300	18 000	1 200	267
82151100	940330100	Drawing Table (unequipped)	246 976	302 350	2	99
82151900	940330900	Other Wooden Furniture Of A Kindused In Offices	162 487	276 886	11 308	3 582
82153000	940340000	Wooden Furniture Of A Kind Used Inthe Kitchen	17 146	13 959	1 552	1 155
82155000	940350000	Wooden Furniture Of A Kind Used Inthe Bedroom	3 486 339	3 657 515	724	289
82159000	940360000	Other Wooden Furniture	9 913 895	11 457 393	22 291	15 934
82171000	940370000	Furniture Of Plastics	111 550	102 111	452	215
82179100	940380100	Furniture Of Rattan	444 841	1 139 455	26	121
82179900	940380900	Other Furniture	1 415	2 756	301	144
82180100	940390100	Parts Of Furniture For Wooden Draw-ing Table	48 395	83 674	12	11
82180200	940390200	Parts Of Furniture For Special Fur-niture For Printing Works	-	-	333	472
82180900	940390900	Other Parts Of Furniture	3 451 471	2 561 993	53 373	14 619
83111000	420221000	Handbags With Outer Surface Of Leather	16 635	69 977	-	-
83112000	420222000	Handbags With Outer Surface Of Plastic Sheeting	269	15 767	2	26
83119000	420229000	Hanbags With Outer Surface Of Othermaterial	260	10 524	94 015	130 688
83121000	420211000	Trunks, Suit-cases And The Like, With Outer Surface OfLeather	2 519	53 680	1 000	29 605
83122000	420212000	Suitcases, Trunks With Outer Surfa Ce Of Plastics	99 944	115 499	88 833	52 300
83129900	420219900	Other Cases Made OfOther Material	232	15 700	2 245	891
83191310	420231000	Other Articles Like Handbags, With Outer Surface Of Leather	35 697	45 323	-	-
83191390	420239000	Other Articles Carried In The Poc Ket	23 894	122 505	7 339	17 850
84112290	620112900	Men's Overcoats,raincoats Of Cottonother Than Batik	728	1 377	-	-
84112910	620119100	Men's Overcoats,raincoats Of Other Textile Materials Batik	117	824	-	-
84112920	620119900	Other Men's Overcoat, Raincoat Of Oth Textil Mat.fibre Oth Than Bati	1 136	2 987	-	-
84119210	620192100	Sarung Batik Of Cotton For Man	221 771	606 503	-	-
84119220	620192200	Kain Panjang Batik Of Cotton For Man	42 654	220 773	-	-
84119240	620192400	Sarung Pelekat Of Cotton For Man	27 047	117 979	26 158	15 136
84119290	620192900	Other Of Cotton Other Tanh Batik	144 646	819 188	884	6 767
84119310	620193100	Men's Wind Cheater,wind Jacket Of Man Made Fibres Batik	3 441	1 579	-	-
84119399	620193990	Other Man's Wind-jacket Of Man Made Fibres	2 991	79 567	-	-
84122919	620319190	Men's Suits Of Cotton Other Than Batik	30 275	33 895	-	-
84122999	620319990	Man's Suits Of Other Fibres Batik Other Than Batik	1 260	2 538	137	166
84140210	620342100	Men's Trousers And Shorts Of Cottonbatik	20 734	122 446	-	-
84140290	620342900	Men's Trousers And Shorts Of Cottonother Than Batik	1 170 975	4 523 367	-	-
84140310	620343100	Men's Trousers&shorts Of Synthetic Fibre Batik	41 209	152 099	-	-
84140399	620343990	Other Men's Trousers Of Synthetics Fibres	7 513	80 410	-	-
84140910	620349100	Men's Trousers And Shorts OfOther Textile Materials Batik	2 314	42 283	-	-
84140990	620349900	Men's Trousers And Shorts Of Other Textile Materials Other Than Batik	105 641	38 485	-	-
84151000	620520000	Men's Or Boy's Shirts Of Cotton	13 699	167 131	-	-
84159300	620530200	Men's Or Boy's Shirts Of Man Made Fibres	1 029	5 025	-	-

Tabel 20. Lanjutan  
Table Continued

SITC	HS	Komoditi Commodity	Ekspor/Export		Impor/Import	
			Berat Bersih Net Weight (Kg)	Nilai FOB FOB Value (US\$)	Berat Bersih Net Weight (Kg)	Nilai CIF CIF Value (US\$)
(1)	(2)	(3)	(4)	(5)	(6)	(7)
84159310	620530100	Men's Or Boy's Shirts Of Synthetic Fibre	70 444	474 601	-	-
84159900	620590000	Men's Or Boy's Shirts Of Other Textile Materials	142 047	119 948	-	-
84161100	620711000	Underpants And Briefs Of Cotton	441	4 295	-	-
84169190	620791900	Men's Or Boy's Articles Of Cotton Other Than Batik	-	-	4 693	8 160
84169999	620799990	Men's Or Boy's Articles Of Other Textile Material Other Than Batik	38	170	-	-
84219240	620292400	Sarung Pelekat Of Cotton For Women	34 927	192 187	2 609	1 420
84219290	620292900	Other Of Cotton For Women	100 291	17 387	-	-
84221210	620412100	Women's Suits Of Cotton Batik	35	634	-	-
84221290	620412900	Women's Suits Of Cotton Other Than batik	4 426	79 165	-	-
84221990	620419900	Women's Suits Of Other Textile Materials Other Than Batik	35	1 933	-	-
84230910	620439100	Women's Jackets Of Other Textile Materials Batik	26 889	93 152	-	-
84240290	620442900	Women's Dresses Of Cotton Other Than Batik	63 533	549 460	-	-
84240390	620443900	Women's Dresses Of Synthetic Fibres other Than Batik	43	772	-	-
84240910	620449100	Women's Dresses Of Other Textile Materials Batik	2 160	3 947	-	-
84240990	620449900	Women's Dresses Of Other Textile Materials Other Than Batik	2 737	4 579	-	-
84250290	620452900	Women's Skirts & Divided Skirts Of Cotton Other Than Batik	2 851	42 006	-	-
84250990	620459900	Women's Skirts & Divided Skirts Of Other Textile Material Other Than Batik	388	1 725	-	-
84260210	620462100	Women's Trousers & shorts Of Cotton Batik	1 149	42 000	-	-
84260290	620462900	Women's Trousers & shorts Of Cotton Other Than Batik	22 145	169 523	-	-
84260399	620463990	Other Women's Trousers Of Fibres	7 970	17 400	-	-
84260990	620469900	Women's Trouser And Short Of Other Textile Materials Other Than Batik	3 808	23 736	-	-
84270319	620630190	Blouses Of Cotton Other Than Batik	542	12 067	-	-
84270419	620640190	Blouses Of Man-made Fibre Other Than Batik	10 397	53 802	-	-
84270919	620690190	Blouses Of Other Textile Materials Other Than Batik	1 879	2 637	-	-
84270999	620690990	Shirt And Shirt Blouses Of Other Textile Materials Other Than Batik	1 518	19 516	-	-
84281100	620811000	Slips And Petticoats Of Man Made Fibres	13 133	52 143	-	-
84289110	620891100	Panties Of Cotton	314	2 148	-	-
84289190	620891900	Other Women's Or Girl Articles Of Cotton	181	9 186	-	-
84289990	620899900	Women's/girl's Singlets & Oth Vests not Knit/croch. Of Other Fibres	196	6 994	-	-
84310900	610190000	Man's Or Boy's Overcoats, knitted Or crocheted Of Other Textile Material	1 116	100	-	-
84324200	610342000	Men's Trousers Knitted Or Crocheted Of Cotton	209 153	1 361 004	-	-
84324900	610349000	Men/boy' Trouser, bib & brace Overall breeches & Shorts Of Oth. tex. mat.	14 493	103 374	-	-
84371000	610510000	Man's Or Boys Shirts Of Cotton	-	-	26	33
84379900	610590000	Man's Or Boy's Shirts Of Other Textile Materials	4 357	7 933	-	-
84381100	610711000	Underpants And Briefs Of Cotton	-	-	18 042	15 851
84381990	610719900	Underpants & briefs Of Other Fibres	-	-	762	728
84389910	610799100	Man's Bath Robes, dressing Gown Of Wool Or Fine Animal Hair	230	216	-	-

Tabel 20. Lanjutan  
Table Continued

SITC	HS	Komoditi Commodity	Ekspor/Export		Impor/Import	
			Berat Bersih Net Weight (Kg)	Nilai FOB FOB Value (US\$)	Berat Bersih Net Weight (Kg)	Nilai CIF CIF Value (US\$)
(1)	(2)	(3)	(4)	(5)	(6)	(7)
84410900	610290000	Woman's Or Girls Overcoats, knitt Or crocheted Of Other Textile Material	9 933	7 314	-	-
84421100	610411000	Women's Suits Knitted Or Crocheted Of Wool Or Fine Animal Hair	45	528	-	-
84421200	610412000	Women's Suits Knitted Or Crocheted Of Cotton	107 372	673 576	-	-
84422200	610422000	Women's Ensemble Knitt Or Crocheted of Cotton	992	2 487	-	-
84425900	610459000	Skirts And Divided Skirts Of Other Textile Materials	-	-	4 918	120 319
84470100	610610000	Women's Or Girl's Blouses, Shirts of Cotton	21 902	226 644	-	-
84470200	610620000	Womens Or Girl's Blouses, Knitted Or Crocheted Of Man-made Fibres	-	-	2 954	2 822
84481100	610811000	Women's Slips And Patticoats Of Man-made Fibres	-	-	11	664
84482200	610822000	Briefs And Panties Of Man-made Fibres	896	1 658	-	-
84483100	610831000	Women's Night Dresses And Pyjamas Of Cotton	4 518	35 158	-	-
84511239	620920390	Dresses Of Cotton Other Than Batik For Baby	25 781	10 191	-	-
84511259	620920590	Blouses Of Cotton Other Than Batik For Baby	12 057	31 849	-	-
84511290	620920900	Oth. Babies Garments And Clothing Accessories Of Cotton	459	382	-	-
84511349	620930490	Shirts Of Synthetic Fibres Other Than Batik For Baby	1 292	5 215	-	-
84511929	620990290	Suit And Costumes Of Other Textile Materials Other Than Batik For Bab	705	3 066	-	-
84511990	620990900	Oth. Babies Garments And Clothing Accessories Of Oth Textile Material	3 292	19 114	-	-
84512110	611110100	Gloves, Mittens And Mitts Of Wool Or Fine Animal Hair For Baby	4 054	24 400	-	-
84512120	611110200	Stocking, under Stocking, socks, ankle sock Of Wool/fine An. hair For Baby	-	-	972	928
84512190	611110900	Other Babies Garments	338	1 802	-	-
84512900	611190000	Babies' Garments And Cloth.access. Knitted Or Croch. Of Oth.text.mate.	-	-	5 630	134 903
84521000	621010000	Garments, made Up Of Fabrics Of Headn0.56.02 Or 56.03	275	2 195	-	-
84523300	621030000	Garments Of The Type In Subhead No.620211 To 620219 Of Fabr.in Hs 5903	1 210	4 407	-	-
84523500	621050000	Other Women's Or Girls' Garments	29 408	88 401	-	-
84530100	611010000	Jerseys , Pullovers , Cardigans Of Wool Or Fine Animal Hair	5 885	19 047	-	-
84530300	611030000	Jersey, Pullovers, Etc Knitted Or Crocheted Of Man Made Fibres	1 035	3 265	-	-
84540190	610910900	T-shirt Other Vests, of Cotton	-	-	23 067	34 095
84540910	610990100	Singlets Of Other Textile Materials	9 973	18 788	-	-
84540990	610990900	T-shirts Other Vests Of Other Textile Materials	113 736	711 668	8 908	3 234
84551000	621210000	Brassieres	3 113	5 767	2	121
84561290	621111290	Swim Wear Mens/boys Of Man-made Fibre Other Than Batik	3 133	3 947	-	-
84587290	621132900	Other Garments, men's Or Boy's Of Cotton Other Than Batik	10 324	18 214	-	-
84589990	621149900	Other Garments, women's Or Girl's Of Oth Textile Material Oth. than Bati	2 124	16 168	-	-
84591900	611219000	Track Suits, Ski Suits & Swimwear, Knitted Or Croch. Of Oth.text.mate.	-	-	1 409	1 136

Tabel 20. Lanjutan  
Table Continued

SITC	HS	Komoditi Commodity	Ekspor/Export		Impor/Import	
			Berat Bersih Net Weight (Kg)	Nilai FOB FOB Value (US\$)	Berat Bersih Net Weight (Kg)	Nilai CIF CIF Value (US\$)
(1)	(2)	(3)	(4)	(5)	(6)	(7)
84611290	621320900	Handkerchiefs Of Cotton Other Than Batik	-	-	50	3 100
84612110	621410100	Shawl,scarves Of Silk Or Silk Wastebatik	1 181	4 147	-	-
84612490	621440900	Shawl,scarves Of Artificial Fibres Other Than Batik	677	31 291	-	-
84612911	621490110	Shawl,scarves Of Other Textile Materials Batik	8 147	6 300	-	-
84612919	621490190	Shawl,scarves Of Other Textile Materials Other Than Batik	6 815	42 820	-	-
84612999	621490990	Shawl, Scarves Of Other Fibres Other Than Batik	2 474	17 633	-	-
84619900	621710900	Other Made Up Clothing Accessories	242	39	-	-
84622000	611520000	Women Full-length Hosiery Lt.67decitex	-	-	1 006	961
84629210	611592100	Foot Wear With Out Soles Containing Rubber Threads	150	505	-	-
84629220	611592900	Oth Footwear Without Soles Of Cotton	-	-	1 283	3 212
84692200	611692000	Mittens And Mitts,of Cotton	-	-	7 906	2 575
84692300	611693000	Mittens And Mitts,of Synthetic Fibre	-	-	3 127	2 205
84692900	611699000	Mittens And Mitts,of Other Textile Materials	-	-	90	1 503
84693000	611710000	Shawls, Scarves,mufflers,mantillas,veils And The Like	5 572	74 622	5 518	1 782
84694100	611720100	Ties, Bow Ties And Cravats Of Wool Or Fine Animal Hair	410	1 708	-	-
84694900	611720900	Ties, Bow Ties And Cravats Of Other Fibres	53	189	-	-
84699890	611780900	Other Clothing Accessories Of Other Fibres	2 549	7 000	-	-
84811000	420310000	Articles Of Apparel Of Leather	101 922	80 720	2 111	49 590
84812000	420329000	Gloves Of Leather For Other Purposes	111 070	14 460	-	-
84813000	420330000	Belts And Bandoliers Of Leather	38 270	33 536	25 074	9 580
84821000	392620000	Articles Of Apparel And Clothing Accessories Of Plastics	7 510	5 624	46 070	15 612
84822110	401511000	Surgical Gloves Of Rubber	5 512 986	9 385 394	102 392	37 875
84822190	401519000	Other Gloves Of Rubber	25 962 826	52 664 117	121 775	136 652
84829100	401590100	Diving Suits Of Rubber	38 480	68 982	-	-
84829900	401590900	Other Articles Of Rubber	8 800	14 500	23	206
84842000	650400000	Hats And Other Headgear, Plaited Ormade By Assemb. Strips Of Any Mate.	41 153	22 722	-	-
84843100	650510000	Hair-nets	25	98	-	-
84843900	650590000	Hats And Other Headgear, Knit/crochor Made Up From Lace,oth Tex.fabric	94 026	53 300	41	2 563
84844200	650610200	Safety Headgear For Motorcyclists And Scooterists	-	-	877	1 200
84844900	650610900	Other Safety Headgear	-	-	46 304	5 910
84848000	650700000	Head-bands, Linings, Covers, Hat Fondations,hat Frames,peak&chintra	-	-	10	647
84849900	650699000	Safety Headgear Of Other Materials	1 225	8 055	-	-
85111000	640110000	Footwear Incorporating A Protectivemetal Toe-cap	550	5 114	-	-
85115000	640340000	Other Footwear, Incorporating A Protective Metal Toe-cap	-	-	2 143	45 022
85124100	640319100	Ski-boot&cross Country Sky Footwearother With Outer Soles Of Leather	5 749	8 745	-	-
85124200	640319200	Ski-boot&cross Country Sky Footwearother With Outer Soles Of Rubber	15 594	73 261	-	-
85125100	640411100	Sports Footwear Of Rubber	20 680	4 159	21 646	21 853
85131100	640191000	Other Footwear Covering The Knee	3 588	19 000	-	-

Tabel 20. Lanjutan  
Table Continued

SITC	HS	Komoditi Commodity	Ekspor/Export		Impor/Import	
			Berat Bersih Net Weight (Kg)	Nilai FOB FOB Value (US\$)	Berat Bersih Net Weight (Kg)	Nilai CIF CIF Value (US\$)
(1)	(2)	(3)	(4)	(5)	(6)	(7)
85131920	640199200	Sandal And Bathing Slippers	15 278	39 435	-	-
85131990	640199900	Other Footwear With	81 136	66 754	-	-
85132200	640220000	Footwear With Upper Straps Or Thongassembled To The Sole By Plugs	8 434	10 837	-	-
85132910	640291000	Other Footwear Covering The Ankle Of Rubber Or Plastic	291	250	-	-
85132991	640299100	Oth.shoes(excluding Shoes For Sport	47 644	61 347	-	-
85132992	640299200	Other Sandal And Bathing Slippers	731 868	627 266	27 826	12 317
85132999	640299900	Other Footwear Without Metal Toecap	5 211	41 049	-	-
85141000	640320000	Footwear With Outer Sole Of Leatherand Uppers Of Leather Straps	251	931	-	-
85148591	640359100	Oth.footwear With Outsole Leathercover The Ankle For Men&boy's Shoe	290	279	-	-
85148593	640359300	Oth.footwear With Outsole Leatherfor Sandal	24 185	180 971	-	-
85148911	640391100	Other Footwear Covering The Ankle For Men's And Boy's Shoes	2 485	16 632	-	-
85148991	640399100	Oth.footwear Men's And Boy's Shoes	6 643	50 220	-	-
85148992	640399200	Oth.footwear Women's & Girl's Shoes	5 105	5 771	30 000	1 666
85148999	640399900	Other Footwear Made On A Base Of Wood, No Inner Sole	-	-	11 796	3 468
85151120	640419120	Other Sport Footwear Of Rubber For Women's And Girl's Shoes	-	-	20 150	4 189
85152000	640420000	Footwear With Outer Sole Of Leatheror Composition Leather	49 112	284 801	-	-
85159000	640520000	Other Footwear With Uppers Of Textile Materials	5 585	3 215	-	-
85170900	640590900	Other Footwear	8 620	9 728	-	-
85190100	640610000	Uppers And Parts Thereof, other Thanstiffeners	133	737	18 659	4 879
85190200	640620000	Outer Soles And Heels, Of Rubber Orplastics	10 856	362 679	30 009	15 197
85190910	640691000	Parts Of Footwear Of Wood	14 785	9 422	-	-
85190990	640699000	Parts Of Footwear Of Other Material	-	-	26 892	10 205
87131000	901210000	Microscopes Other Than Optical Mic-rosopes And Diffraction Apparatus	-	-	81	656
87145000	901180000	Other Microscopes	1 220	114 444	8 000 000	74 420 000
87191000	901310000	Telescopic Sights For Fitting To Arms;periscopes;telescopes	3 286	923 429	-	-
87192000	901320000	Lasers, Other Than Laser Diodes	1 020	67 320	-	-
87199000	901390000	Parts And Accessories Of Liquidcrystal Devices	704	53 301	53	6 106
87221110	901831100	Disposable Syringes, With Or W/o Needles	-	-	60	2 638
87221190	901831900	Other Syringes With Or W/o Needles	-	-	346 411	154 181
87221900	901839000	Other Catheter, Cannulae Etc.	-	-	224 991	80 020
87229000	901890000	Other Instruments And Appliances Used In Medical, Surgical Etc.	-	-	237 537	145 758
87231000	901910000	Mechano-therapy Appliances; Massageapparatus;phisiological Apparatus	-	-	153 650	87 082
87233000	901920000	Ozone Therapy, Oxygen Therapy, Aerosol Therapy,artificial Respiration	-	-	29	38
87235000	902000000	Other Breathing Appliances And Gasmasks	-	-	5	5
87240100	940210000	Dentists', Barbers' / Similar Chairand Part	-	-	309	757
87240900	940290000	Other Medical, Surgical, Dental Orveterinary Furniture	10 404	27 186	11 971	4 623

Tabel 20. Lanjutan  
Table Continued

SITC	HS	Komoditi Commodity	Ekspor/Export		Impor/Import	
			Berat Bersih Net Weight (Kg)	Nilai FOB FOB Value (US\$)	Berat Bersih Net Weight (Kg)	Nilai CIF CIF Value (US\$)
(1)	(2)	(3)	(4)	(5)	(6)	(7)
87311000	902810000	Gas Meters	-	-	3	110
87313000	902820000	Liquid Meters	-	-	1 238	16 956
87315000	902830000	Electricity Meters	-	-	664	9 639
87319000	902890000	Parts And Accessories Of Gas,liquidelectricity Supply/production Mete	-	-	190	7 880
87321000	902910000	Revolution Counters, Production Counters, Taximeters,miliometers Etc	-	-	278	37 688
87325200	902920200	Speedometers And Tachometers Incl.those Combined With Mileometers	-	-	48	5 329
87325900	902920900	Other Speed Indicators	-	-	1 195	106 244
87329000	902990000	Parts & Accessories Of Speed Indi -cators	-	-	38	500
87411100	901410000	Direction Finding Compasses	-	-	175 227	151 881
87411200	901420000	Instrument And Appliances For Aero-nautical Or Space Navigation	-	-	185	14 413
87411800	901480000	Other Instruments And Appliances Ofdirection Finding Compasses	-	-	85	233
87412000	901490000	Parts And Accessories Of Compassand Other Navigation Instrument	-	-	218	8 377
87413200	901520000	Theodolites And Tacheometers	-	-	47	462
87413300	901530000	Levels	-	-	1 206	1 953
87413890	901580900	Other Instrument For Surveying	-	-	84	49 585
87414000	901590000	Parts And Accessories Of Instrumentfor Surveying	-	-	470	13 430
87423100	901730000	Micrometers, Callipers And Gauges	-	-	104 006	62 023
87423900	901780000	Other Instruments And Appliances Ofbalances	-	-	102 937	54 729
87424000	901790000	Parts And Accessories Instrument Ofheading No. 90.17	-	-	40 423	16 724
87425200	903120000	Test Benches	-	-	73	2 888
87425800	903180000	Oth Measuring/checking Instruments,appliances And Machines	112	8 306	15 424	52 482
87426000	903190000	Parts And Accessories Of Measuring/checking Instrument	-	-	3 587	56 598
87431000	902610000	Instrument For Measuring Or Check-ing The Flow Or Level Of Liquids	-	-	2 782	28 447
87435000	902620000	Instrument For Measuring Or Check-ing Pressure	-	-	7 758	94 202
87437000	902680000	Other Instruments Or Apparatus Formeasuring And Checking	-	-	4 602	71 026
87439000	902690000	Parts And Accessories Of Instrumentfor Measuring And Checking	-	-	6 765	205 111
87441000	902710000	Gas Or Smoke Analysis Apparatus	-	-	636	14 143
87442000	902720000	Chromatographs And Electrophoresisinstruments	-	-	25	3 146
87443000	902730000	Spectrometer, Spectrophotometer Andspectrograph Use Optical Radiation	-	-	87	28 238
87445000	902750000	Oth Instruments And Apparatus Usingoptical Radiation (uv,visible,ir)	-	-	85	1 041
87446000	902780000	Other Instruments And Apparatus Forphysical Or Chemical Analysis	-	-	5 113	46 644
87451000	901600000	Balances Of A Sensitivity Of 5 Cg Or Better With Or Without Weight	-	-	16 506	57 802
87452000	902300000	Instruments, Apparatus And Models,designed For Demonstration Purpose	-	-	3 407	34 564
87453800	902480000	Machines And Appliances For Testingwood, Textiles,	-	-	35 968	36 443

Tabel 20. Lanjutan  
Table Continued

SITC	HS	Komoditi Commodity	Ekspor/Export		Impor/Import	
			Berat Bersih Net Weight (Kg)	Nilai FOB FOB Value (US\$)	Berat Bersih Net Weight (Kg)	Nilai CIF CIF Value (US\$)
(1)	(2)	(3)	(4)	(5)	(6)	(7)
		Paper, Plastic.				
87454000	902490000	Part And Accessory Of Machine Fortesting The Hardness	-	-	1 514	51 592
87455110	902511000	Thermometers Liquid Filled, For Di-rect Reading	-	-	22 948	18 089
87455190	902519000	Other Thermometers	-	-	3 102	100 601
87455800	902580000	Oth Instrument: Hygrometer,psychro-meter, Pyrometers	2 584	19 572	41 470	45 620
87456000	902590000	Part & Accessory Of Hydrometer Etc.	-	-	1 442	14 093
87461000	903210000	Thermostats	-	-	2 132	39 118
87465900	903289000	Other Automatic Regulating / Con - Trolling Instruments	-	-	43 203	229 697
87469000	903290000	Parts And Accessories Of Automaticregulating / Controlling Instrumen	81	6 942	1 012	16 252
87475100	903031000	Multimeters	-	-	72	1 207
87475900	903039000	Oth Instrument For Measuring/check-ing Voltage,current,resistance	1 481	290 310	891	57 951
87478130	903083000	Other Instruments And Apparatus With Recording Device	-	-	1	383
87478900	903089000	Oth.instrument & Apparatus With Special Designed For Telecommunicatio	-	-	32 445	18 719
87479000	903090000	Part & Accessory Of Oth Instrumentsand Apparatus For T'communication	-	-	85	498
87490000	903300000	Parts And Accessories For Machines,appliances,instruments	-	-	3 567	30 919
88111591	900659100	Other Cameras For Ordinary Use	244	46 008	10	22
88210940	370790400	Toners For Photographic Uses	-	-	5	5
88210990	370790900	Other Chemical Preparations For Photographic Uses	-	-	19	18
88220300	370130000	Other Plates And Film With Any Side Exceed 255 Cm	-	-	104	506
88260900	370590000	Other Photographic Plates And Film Exposed And Developed	-	-	37 000	27 930
88411000	900130000	Contact Lenses	163	4 120	-	-
88415000	900140000	Spectacle Lenses Of Glass	340 724	8 273 730	-	-
88417000	900150000	Spectacle Lenses Of Other Materials	272 121	25 478 147	80	12 301
88419990	900190900	Other Optical	173	11 812	-	-
88421100	900311000	Frames And Mountings Of Plastics	-	-	305 179	272 733
88421900	900319000	Frames And Mountings Of Other Mate Rials	877	46 995	-	-
88422000	900390000	Parts Of Frames And Mountings	-	-	119 814	138 562
88423100	900410000	Sunglasses	1 230	385 485	34	1 119
88423990	900490900	Other Corrective, Protective Lenses	44 550	2 399 157	4 870	2 880
88432900	900219900	Other Objective Lenses	1 360	79 800	-	-
88531100	910111000	Wrist-watches With Mechanical Dis -play Only	1 738	895	5	456
88551900	910819000	Oth Watch Movement Battery Or Accu-mulator Powered	-	-	3	22
88575000	910519000	Other Alarm Clocks	120	8 976	5 601	6 197
88577000	910529000	Other Wall Clocks	-	-	36	1 504
88578900	910591900	Other Clock Battery, Accumulator Ormain Powered Of Other Type Of Cloc	-	-	7	1 035
88594100	910610000	Time-registers; Time-recorders	-	-	1 509	364
88594900	910690000	Oth Time Of Day Recording Apparatus	-	-	10 776	33 964
88595000	910700000	Time Switches With Clock Or Watchmovement Or	-	-	1 500	9 232



Tabel 20. Lanjutan  
Table Continued

SITC	HS	Komoditi Commodity	Ekspor/Export		Impor/Import	
			Berat Bersih Net Weight (Kg)	Nilai FOB FOB Value (US\$)	Berat Bersih Net Weight (Kg)	Nilai CIF CIF Value (US\$)
(1)	(2)	(3)	(4)	(5)	(6)	(7)
		With Synchronous Motor				
88596900	910990000	Other Clock Movements	3 220	263	-	-
88597800	911280000	Other Clock Cases	-	-	12 105	13 134
88597900	911290000	Parts Of Clock Cases	-	-	1 488	1 772
88598110	911011000	Complete Movements Of Watches	-	-	91	843
88599900	911490000	Other Parts Of Clock Or Watch	-	-	701	646
89214900	490599000	Other Topographical Plans, Printed	31 553	16 436	20 928	53 820
89219000	490199000	Other Brochure,leaflets And Similar	-	-	25 285	93 930
89241100	490810000	Transfers (decalcomanias), Vitri-fi-able	-	-	35 787	110 452
89241900	490890000	Other Transfers	230 549	364 147	-	-
89242000	490900000	Printed Or Illustrated Postcards	3 556	11 162	-	-
89281100	482110000	Paper Or Paperboard Labels; Printed	897	642	35 174	28 144
89281900	482190000	Paper Or Paperboard Labels; Other Than Printed	-	-	181	433
89282000	490600000	Plans And Drawing For Architecturalor Similar Purpose	-	-	213	2 066
89284000	491000000	Calendars Of Any Kind, Printed, Including Calendar Blocks	783	2 488	1 263	17 227
89286000	491110000	Trade Advertising Material,commerc-ial Catalogues And The Like	30 302	39 651	4	253
89287900	491191900	Other Printed Design	1 569	5 097	7 677	4 854
89289000	491199000	Other Printed Matter	-	-	13 748	2 350
89311210	392321000	Sacks And Bags Of Polymers Of Ethylene	3 031 081	2 021 087	14 186	14 517
89311291	392329100	Sacks And Bags Of Laminated Poly- Propylene	29 327	47 776	-	-
89311299	392329900	Sacks And Bags Of Other Plastics	9 227 336	7 641 992	9 404	196 094
89319100	392310000	Boxes, Cases, Crates And Similar Articles Of Plastics	277 043	187 005	67 385	43 600
89319300	392330000	Carboys, Bottles, Flasks And Similar Articles Of Plastics	44 317	90 789	84 454	116 978
89319400	392340000	Spools, Cops, Bobbins And Similar Supports Of Plastics	-	-	3 326	19 868
89319500	392350000	Stoppers, Lids, Caps And Other Closures Of Plastics	382 288	367 697	19 551	18 292
89319910	392390100	Actuator Over Caps Of Plastics	-	-	293	762
89319990	392390900	Other Articles For Conveyance Of Plastics	244 019	210 229	4 363	23 271
89321100	392210000	Baths, Shower-baths And Wash-basinsof Plastics	500	6 000	749	5 140
89321200	392220000	Lavatory Seats And Covers Of Plastics	-	-	12 502	12 731
89321990	392290900	Other Sanitary Ware Of Plastics	-	-	1 054	869
89329100	392510000	Reservoirs, Tanks, Vats And Similar Of Plastics	-	-	393	573
89329200	392520000	Doors, Windows And Their Frames Of Plastics	3 052	6 916	217 433	53 052
89329300	392530000	Shutters, Blinds Of Plastics	23 537	18 302	5 396	2 968
89329900	392590000	Other Builders'ware Of Plastics	8 258	9 288	102 675	37 273
89331100	391810000	Floor Coverings Of Plastic Of Poly-mers Of Vinyl Chloride	-	-	17 882	7 470
89331910	391890100	Floor Covering Of Polyethylene	45 900	14 642	298 514	49 870
89331990	391890900	Floor Covering Of Other Plastic	-	-	44 550	8 208
89332100	392410000	Tableware And Kitchenware	1 816 746	1 126 888	413 967	222 299
89332900	392490000	Other Household And Toilet Articles Of Plastics, Nes	622 602	618 882	318 533	117 222
89394000	392610000	Office Or School Supplies Of Plastics	-	-	118 221	37 560
89395000	392630000	Fittings For Furniture, Coachworkor The Like Of Plastics	86 204	31 809	65 779	30 422
89399400	392640000	Statuettes And Other Ornamental Articles Of Plastics	-	-	5 818	2 000

Tabel 20. Lanjutan  
Table Continued

SITC	HS	Komoditi Commodity	Ekspor/Export		Impor/Import	
			Berat Bersih Net Weight (Kg)	Nilai FOB FOB Value (US\$)	Berat Bersih Net Weight (Kg)	Nilai CIF CIF Value (US\$)
(1)	(2)	(3)	(4)	(5)	(6)	(7)
89399920	392690200	Articles Of A Kind Commonly Used Inmachinery Of Plastics	-	-	69 042	254 111
89399930	392690300	Sealing Tape And Thread Tape Of Artificial Plastics	1 290	1 034	68 389	28 547
89399990	392690900	Other Articles Of Plastics	19 633	54 829	330 138	116 047
89410000	871500000	Baby Carriages And Parts Thereof	-	-	4 502	1 763
89421000	950100000	Wheeled Toys Designed To Be Ridden By Children;dolls Cariages	-	-	458 479	436 840
89422000	950210000	Dolls, Whether Or Not Dressed	-	-	24 921	6 901
89424200	950320000	Reduce-size("scale") Model Assemblykit,exl.those Subheading No.9503.1	-	-	24 528	4 134
89424300	950330000	Other Construction Sets & Constructional Toys	-	-	15 045	14 369
89425100	950341000	Toys Representating Animals Or Non-human Creatures Stuffed	3 090	2 259	-	-
89425900	950349000	Other Toys Representating Animal Ornon-human Creatures	13 206	21 248	701	747
89429700	950370000	Other Toys,put Up In Set Or Outfits	-	-	3 099	6 239
89429900	950390000	Other Toys	1 769	1 537	76 736	83 960
89431000	950410000	Video Game Of A Kind Used With A Tvreceiver	200	1 798	205 326	152 794
89437000	950440000	Playing Cards	-	-	474 015	285 691
89441000	940530000	Lighting Sets Of A Kind Used Forchristmas Trees	9 676	12 854	26 117	32 047
89445000	950510000	Articles For Christmas Festivities	-	-	5 000	3 483
89449000	950590000	Other Festive, Carnival Articles	9	38	169 602	72 685
89460000	950800000	Roundabouts, Swings, Shooting Galleries, Travelling Circuses	-	-	3 635	1 484
89471100	950710000	Fishing Rods	4 016	5 263	-	-
89471200	950720000	Fish-hooks, Whether Or Not Snelled	14 822	64 960	-	-
89471300	950730000	Fishing Reels	-	-	273	350
89471900	950790000	Other Fishing Articles	-	-	33 981	15 191
89472000	950670000	Ice Skate & Roller Skate, Includingskating Boots With Skates Attached	-	-	102	31
89475100	950631000	Clubs, Complete	190	1 313	-	-
89476910	950659100	Badminton Rackets, Whether Or Not Strung	-	-	13 168	4 373
89476990	950659900	Other Racket, Whether Or Not Strung	-	-	237 900	142 899
89477000	420321000	Gloves Of Leather Specially Design For Use In Sports	32 820	4 923	-	-
89478000	950691000	Articles And Equipment For General Excise;gymnastic Or Athletics	-	-	1 852	1 310
89479210	950662100	Soccer Balls Inflatable	18	6	-	-
89479911	950699110	Shuttle Cocks	-	-	7 145	3 654
89479991	950699910	Cricket Pads, Shin-guards And Simi-lar Articles	-	-	245	197
89511000	830400000	Filing Cabinets, Card-index Cabinetpager/pen Trays, Paper Rests Etc	175 620	46 571	2 870	1 752
89512100	830510000	Fittings For Loose-leaf Binders Or Files	54	73	2 915	752
89512200	830520000	Staples In Strips	-	-	484 845	187 223
89521100	960810000	Ball Point Pens	202	4 533	13 102	12 474
89521200	960820000	Felt Tipped And Other Porous-tippedpens And Markers	7 067	4 107	12 131	4 578
89521390	960839000	Fountain, Stylograph,and Other Pens	-	-	40 240	23 884
89521400	960840000	Propelling Or Sliding Pencils	-	-	20 254	7 461
89521600	960860000	Refill For Ball Point Pens,compris-ing The Ball Point &	-	-	15 396	7 696

Tabel 20. Lanjutan  
Table Continued

SITC	HS	Komoditi Commodity	Ekspor/Export		Impor/Import	
			Berat Bersih Net Weight (Kg)	Nilai FOB FOB Value (US\$)	Berat Bersih Net Weight (Kg)	Nilai CIF CIF Value (US\$)
(1)	(2)	(3)	(4)	(5)	(6)	(7)
		Ink-reservoir				
89521920	960899200	Pen - Holders, Pencil - Holders Andsimilar Holders	-	-	10	422
89521990	960899900	Other Parts Of Pens	-	-	934	506
89523110	960910100	Black Pencils	8 387	1 077	35 223	18 287
89523190	960910900	Other Pencils	65	480	46 509	22 203
89523900	960990000	Oth Pastel,drawing Charcoal,writingor Drawing Chalks And Tailor Chalk	-	-	72	406
89591100	321590100	Writing, Drawing And Marking Ink	-	-	201	2 212
89591900	321590900	Other Inks	-	-	446	2 804
89592000	961000000	Slate & Board, With Writing/drawingsurface, Whether Or Not Framed	106	32	-	-
89593000	961100000	Date, Sealing Or Numbering Stamps,and The Like	-	-	5 216	2 864
89594100	961210000	Ribbons	7 979	19 718	100 512	95 631
89594200	961220000	Ink-pads	-	-	2 144	996
89611000	970110000	Paintings, Drawings And Pastels	42 881	55 935	37 614	13 356
89612100	970190100	Paintings, Drawings And Pastels Ofcut Flowers And Flower Buds	655	183	-	-
89612300	970190300	Paintings, Drawings And Pastels Ofplastics	-	-	6 455	7 167
89612900	970190900	Other Painting, Drawing And Pastel	46 804	46 323	14 040	4 950
89620000	970200000	Original Engravings, Prints And Li-thographs	1 893	7 177	-	-
89630000	970300000	Original Sculptures And Statuary,inany Material	94	130	14 599	9 900
89650900	970500900	Other Collection & Collector Piecesof Other Interest	-	-	69 136	82 316
89721990	711719900	Other Imitation Jewellery Of Base Metal	-	-	2 521	23 305
89732100	711411000	Articles Of Silversmiths' Wares Andparts, Whether Or Not Plated/clad	56 648	21 808	-	-
89813900	920190000	Other Pianos, Harpsichord, Keyboardstringed	395	15 293	510	1 281
89815920	920290200	Plucked Stringed Instruments	-	-	2	33
89822200	920420000	Mouth Organs	435	21 924	-	-
89823900	920590000	Other Wind Musical Instruments	23	36	-	-
89824200	920600200	Musical Intruments : Drums	-	-	223	205
89824900	920600900	Other Percussion Musical Instrumens	2 088	82 516	-	-
89826000	920790000	Oth Musical Instruments That Ampli-fied Electrically	4	7	-	-
89851100	852320100	Magnetic Discs For Data Processing System	-	-	231	402
89859300	852390300	Wax Blanks And Cylinders On Whichthe Original Recording Is To Be Cu	-	-	100	1 582
89859900	852390900	Other Unrecorded Media For Soundrecording	-	-	100	1 582
89911100	960110000	Worked Ivory And Articles Of Ivory	3 936	4 745	-	-
89919200	960200200	Capsules For Pharmaceutical Product	148	99	-	-
89921000	670210000	Artificial Flowers, Foliage And Fruit Of Plastics	2 399	253	21 106	7 022
89929000	670290000	Artific. Flowers, Foliage And Fruit& Parts Thereof,of Oth Than Plastic	200 356	124 758	11 944	64 205
89932000	360500000	Matches Other Than Pyrotechnic Articles	1 074 801	355 913	-	-
89933100	961310000	Pocket Lighters, Gas Fuelled, Non-refillable	3 529	363	162 455	116 318
89933200	961320000	Pocket Lighters, Gas Fuelled,refillable	2 474	116	509 061	157 660
89933800	961380000	Other Lighters	-	-	32 175	16 332
89935000	961390000	Parts Of Disposable Gas Lighter	-	-	120 049	59 153
89937900	961490000	Parts Of Smoking Pipes, Cigars Or Cigarette Holders	6 840	66 251	-	-

Tabel 20. Lanjutan  
Table 20. Continued

SITC	HS	Komoditi Commodity	Ekspor/Export		Impor/Import	
			Berat Bersih Net Weight (Kg)	Nilai FOB FOB Value (US\$)	Berat Bersih Net Weight (Kg)	Nilai CIF CIF Value (US\$)
(1)	(2)	(3)	(4)	(5)	(6)	(7)
89941100	660110000	Garden Or Similar Umbrellas	169 688	117 484	1 049	499
89941990	660199000	Other Umbrellas	-	-	31 949	12 929
89949100	660310000	Handles And Knobs Of Umbrellas	5 000	263	-	-
89949910	660390100	Part, Trimming And Accessories For Articles Of Heading No.66.01.	279	174	-	-
89971120	460210200	Basketwork And The Like Of Rattan	1 137 517	2 753 661	5 470	3 746
89971190	460210900	Basketwork And The Like Of Other Vegetable Materials	21 373	59 199	4 000	7 370
89971900	460290000	Other Basketwork Or Wickerwork	43 791	100 730	401	154
89972100	960310000	Broom & Brush, Consisting Of Twig /oth Vegetable Mat'l Bound Together	45 759	68 457	32 925	66 093
89972210	960321000	Tooth Brushes	48 916	300 034	18 880	12 020
89972300	960330000	Artists' Brush, Writing Brush& Sml.brush For Application Of Cosmetics	-	-	4 684	4 807
89972400	960340000	Paint,distemper, Varnish/sml. Brush(oth Than Subhead 960330);paint Pa	350	105	665 075	272 539
89972500	960350000	Other Brushes Constituting Parts Ofmachines, Appliances Or Vehicles	22 064	2 243	118 129	48 058
89972900	960390000	Oth Broom, Brusses	6 691	771	320 682	112 953
89972910	960329000	Shaving, Hair, Nail, Eyelash And Other Toilet Brusses For Person	64 684	163 097	451 139	100 262
89973000	460110000	Plaits And Similar Products Of Plaiting Materials	40 659	21 672	-	-
89974900	460120900	Other Mats, Matting Screens Of Veg Etubles Material	60 342	123 550	-	-
89979000	460191000	Other Plaits Material Of Vegetable Materials	14 254	2 014	4 647	2 206
89979900	460199000	Other Plaiting Material And Similar Product	14 876	34 782	-	-
89981000	960400000	Hand Sieves And Hand Riddles	-	-	54 738	18 707
89982000	961620000	Powder-puff & Pad For Applicationof Cosmetic Or Toilet Preparation	436	2 009	-	-
89983100	960610000	Press-fasteners, Snap-fasteners And Prestuds And Parts Therefor	4 186	911	214 626	94 722
89983210	960621000	Button Of Plastic, Not Covered Withtextile Material	21 984	3 301	1 992	1 160
89983220	960622000	Buttons Of Base Metal, Not Coveredwith Textile Material	13 157	1 205	862	368
89983290	960629000	Other Buttons	-	-	94 933	34 663
89984000	960630000	Button Moulds And Other Parts Of Buttons; Buttons Blank	1 850	574	541	300
89985100	960711000	Slide Fastener Fitted With Chainscoops Of Base Metal	-	-	13	6
89985900	960719000	Other Slide Fasteners	-	-	57 126	26 695
89986000	960720000	Parts Of Slide Fasteners	-	-	8 652	9 541
89987000	961610000	Scent Sprays & Similar Toilet Sprayand Mounts And Heads Therefor	102	579	3 736	5 456
89988000	961800000	Tailors' Dummy&oth Lay Figure:auto-mata&animated Display Used For Sho	18 934	34 071	-	-
89989110	961511000	Comb, Hair Slides And The Like Of Hard Rubbers Or Plastics	-	-	128 475	85 483
89989190	961519000	Comb, Hair Slides And The Like , Oth Than Of Hard Rubbers Or Plastic	-	-	66 204	122 382
89989930	961590300	Hair Pins, Curling Pins/grips, Hairculers And The Like Of Aluminium	-	-	2 480	1 786
89989990	961590900	Hair Pins, Curling Pins/grips, Hairculer & Like Oth	474	1 632	107	77

Tabel 20. Lanjutan  
Table 20. Continued

SITC	HS	Komoditi Commodity	Ekspor/Export		Impor/Import	
			Berat Bersih Net Weight (Kg)	Nilai FOB FOB Value (US\$)	Berat Bersih Net Weight (Kg)	Nilai CIF CIF Value (US\$)
(1)	(2)	(3)	(4)	(5)	(6)	(7)
		Than Of Aluminium				
89991900	420690000	Other Articles Of Gut	54 155	6 922	-	-
89997000	961700000	Vacuum Flasks & Oth Vacuum Vessels With Cases; Parts Thereof Not Glass	-	-	102 461	105 344
92110100	980110100	Pebt Agriculture & Related Process Products	131	1 733	-	-
92110200	980110200	Pebt Forestry & Related Processed Products	2 940	6 947	-	-
92110900	980110900	Pebt Other Products N.e.s.	30 912	39 268	-	-
97101100	710811000	Gold Powder	-	-	16 340	5 642
		<b>Total</b>	<b>5 492 339 837</b>	<b>2 294 795 522</b>	<b>2 830 242 996</b>	<b>860 758 107</b>

<http://sumut.bps.go.id>

Tabel 21. Ekspor dan Impor Sumatera Utara menurut Komoditi SITC dan Negara, 2001  
 Table 21. Export dan Import of Sumatera Utara by SITC Commodity and Country, 2001

SITC	Komoditi/Commodity		Ekspor/Export		Impor/Import		
	(1)	(2)	(3)	(4)	(5)	(6)	(7)
		Negara/Country	Berat Bersih Net Weight (Kg)	Nilai FOB FOB Value (US\$)	Berat Bersih Net Weight (Kg)	Nilai CIF CIF Value (US\$)	
001	Live Animals Other Than Fish						
		Japan	10 502	13 731	-	-	
		Hongkong	2 652 657	1 201 525	-	-	
		Taiwan	459 972	252 278	-	-	
		China	1 365 268	749 451	23	317	
		Macau	8 509	8 509	-	-	
		Singapore	377 537	447 704	-	-	
		Malaysia	196 675	156 780	441 613	258 552	
		Vietnam	917	2 041	-	-	
		Morocco	3 269	4 815	-	-	
		Australia	-	-	20 000 000	3 716 664	
		Monaco	4 483	6 651	-	-	
		Subtotal	5 079 789	2 843 485	20 441 636	3 975 533	
011	Meat Of Bovine Animals Fresh, Chilled Or Frozen						
		Malaysia	-	-	1	27	
		Subtotal	-	-	1	27	
012	Other Meat, other Edible Meat Offal, fresh, chilled Or Frozen						
		Korea, south	4 785	7 024	-	-	
		Singapore	45 885	83 868	-	-	
		Malaysia	10 017 879	15 174 461	-	-	
		Vietnam	-	-	392	8 382	
		Netherlands	97 891	458 370	-	-	
		France	197 332	689 098	-	-	
		Belgium	240 292	780 506	-	-	
		Bulgaria	84 379	327 677	-	-	
		Subtotal	10 688 443	17 521 004	392	8 382	
016	Meat And Edible Meat Offal, Salted, Dried; Edible Flour Of Meat						
		Hongkong	21 600	79 248	-	-	
		Singapore	8 100 634	12 942 144	-	-	
		Subtotal	8 122 234	13 021 392	-	-	
017	Meat And Edible Meat Offal, Prepared Or Preserved, N.e.s.						
		China	30 000	28 815	32 793	9 952	
		Singapore	187 167	46 808	12 000	23 382	
		Subtotal	217 167	75 623	44 793	33 334	
022	Milk And Cream And Milk Products Other Than Butter Or Cheese						
		China	-	-	55 310	52 078	
		Papua New Guinea	825	1 034	-	-	
		Thailand	-	-	33 496	69 217	
		Singapore	11 550	19 635	20 800	20 800	
		Malaysia	31	9	78 176	87 906	
		Myanmar (burma)	-	-	80 498	20 225	
		Australia	-	-	43 842	57 563	
		Subtotal	12 406	20 678	312 122	307 789	
023	Butter And Other Fats From Milk						
		Singapore	-	-	5 064	1 757	

Tabel 21. Lanjutan  
Table 21. Continued

Komoditi/Commodity		Ekspor/Export		Impor/Import	
SITC	Negara/Country	Berat Bersih Net Weight (Kg)	Nilai FOB FOB Value (US\$)	Berat Bersih Net Weight (Kg)	Nilai CIF CIF Value (US\$)
(1)	(2)	(4)	(5)	(6)	(7)
	Subtotal	-	-	5 064	1 757
024	Cheese And Curd				
	Singapore	2 605	2 794	-	-
	Subtotal	2 605	2 794	-	-
025	Eggs,birds And Egg Yolks Fresh,dried Or Otherwise Preserved				
	Malaysia	-	-	14 163	21 607
	Subtotal	-	-	14 163	21 607
034	Fish,fresh,chilled Or Frozen				
	Japan	507 326	609 351	-	-
	Hongkong	8 446 254	2 103 439	-	-
	Korea,south	96 145	112 466	-	-
	Taiwan	18 721	30 049	-	-
	China	3 311 319	2 281 950	-	-
	Thailand	108 747	45 877	-	-
	Singapore	2 268 070	2 879 075	-	-
	Philippines	16 201 362	24 918 950	-	-
	Malaysia	10 117 224	4 286 508	635 108	878 819
	Lebanon	1 280 720	1 015 347	-	-
	Sao Tome & Principe	858 562	217 671	-	-
	Mauritius	922 091	257 575	-	-
	Australia	1 362	7 009	-	-
	United States	359 517	816 107	-	-
	Mexico	669 972	180 513	-	-
	United Kingdom	107 358	405 750	-	-
	Netherlands	44 041	158 544	-	-
	France	150 792	532 435	-	-
	Germany	382 329	219 704	-	-
	Switzerland	36 022	136 090	-	-
	Spain	92 131	194 051	-	-
	Greece	513	3 000	-	-
	Malta	794 630	211 193	-	-
	Faeroe Islands	1 027 682	733 976	-	-
	Subtotal	47 802 890	42 356 630	635 108	878 819
035	Fish,dried Salted Or In Brine;smoked Fish				
	Japan	28 948	72 217	-	-
	Hongkong	246 537	701 987	-	-
	Taiwan	3 153	6 955	-	-
	China	43 691	34 571	-	-
	Thailand	-	-	153 742	29 401
	Singapore	285 696	735 073	1 464	44 815
	Philippines	3 820	16 343	-	-
	Malaysia	3 945 548	2 844 146	161 775	42 363
	Arab Emirates, United	8 000 712	10 154 110	-	-
	Australia	1 120	6 300	-	-
	Subtotal	12 559 225	14 571 702	316 981	116 579

Tabel 21. Lanjutan  
Table Continued

Komoditi/Commodity		Ekspor/Export		Impor/Import	
SITC	Negara/Country	Berat Bersih Net Weight (Kg)	Nilai FOB FOB Value (US\$)	Berat Bersih Net Weight (Kg)	Nilai CIF CIF Value (US\$)
(1)	(2)	(4)	(5)	(6)	(7)
036	Crustaceans Moluscs And Aquatic Invertebrates				
	Japan	433 103	2 677 456	-	-
	Hongkong	5 359 520	55 425 116	-	-
	Korea,south	802 543	2 118 518	-	-
	Taiwan	2 559 382	23 721 772	-	-
	China	392 313	1 784 161	9 050	722
	Thailand	1 172 365	11 705 941	-	-
	Singapore	584 306	3 957 432	-	-
	Malaysia	5 533 062	11 511 113	37 174	3 209
	Myanmar (burma)	5 330	6 725	-	-
	Vietnam	-	-	41 280	41 280
	India	-	-	3 580	441
	Jordan	9 233	12 760	-	-
	Lebanon	71 970	64 749	-	-
	Arab Emirates, United	10 5 503	526 969	-	-
	Cyprus	4 010	40 635	-	-
	St. Helena	427	1 850	-	-
	Mauritius	52 705	14 270	-	-
	Australia	566 488	968 444	-	-
	Marshall Islands	24 490	27 902	-	-
	United States	1 629 061	3 568 147	-	-
	Canada	970 616	9 207 900	-	-
	Peru	42 110	47 822	-	-
	United Kingdom	2 035 084	20 270 273	-	-
	Netherlands	478 221	3 225 338	48 774	9 310
	France	1 354 385	7 732 808	-	-
	Germany	754 736	5 043 545	-	-
	Belgium	261 810	1 783 381	-	-
	Ireland	318 717	2 185 555	-	-
	Italy	363 346	1 082 590	-	-
	Spain	156 314	287 511	-	-
	Portugal	37 500	73 337	-	-
	Greece	19 200	57 500	-	-
	Malta	42 805	9 153	-	-
	Faeroe Islands	22 784	15 233	-	-
	Subtotal	26 163 439	169 155 906	139 858	54 962
037	Fish,crustaceans,moluscs And Oth Aquatic Invert,prep Or Preserve				
	Japan	15 148	23 787	-	-
	China	-	-	33 538	12 002
	Philippines	25 567	129 264	-	-
	Malaysia	354 415	33 138	-	-
	Batam	-	-	1 565	773
	Jordan	164 835	13 185	-	-
	Lebanon	111 209	410 041	-	-
	Morocco	204 539	260 721	-	-



Tabel 21. Lanjutan  
Table 21. Continued

Komoditi/Commodity		Ekspor/Export		Impor/Import	
SITC	Negara/Country	Berat Bersih Net Weight (Kg)	Nilai FOB FOB Value (US\$)	Berat Bersih Net Weight (Kg)	Nilai CIF CIF Value (US\$)
(1)	(2)	(4)	(5)	(6)	(7)
	South Africa	26 079	70 851	-	-
	United States	1 048 644	3 305 177	-	-
	Canada	761 156	2 167 687	-	-
	Mexico	141 158	717 052	-	-
	United Kingdom	386 072	1 941 017	-	-
	Netherlands	308 435	24 177	-	-
	Germany	306 670	36 497	-	-
	Spain	179 977	525 826	-	-
	Subtotal	4 033 904	9 658 420	35 103	12 775
042	Rice				
	China	-	-	1 164 397	139 261
	Thailand	-	-	44 073 537	6 037 886
	Singapore	-	-	31 411 514	4 692 452
	Malaysia	2 406	497	-	-
	Myanmar (burma)	-	-	18 650 948	2 974 430
	Vietnam	-	-	15 683 949	2 184 949
	India	-	-	1 743 475	257 855
	Subtotal	2 406	497	112 727 820	16 286 833
044	Maize,unmilled				
	Hongkong	276	130	-	-
	China	-	-	91 788	32 127
	Thailand	-	-	4 565 489	550 173
	Singapore	234 437	27 868	7 139 500	885 445
	Philippines	1 741	626	-	-
	Malaysia	127 608	193 009	-	-
	Myanmar (burma)	-	-	352 000	46 059
	Vietnam	-	-	21 063 577	2 548 835
	India	-	-	19 359 000	2 324 824
	Brazil	-	-	726 000	94 997
	Subtotal	364 062	221 633	53 297 354	6 482 460
045	Cereals,unmilled				
	Malaysia	-	-	9 949 500	1 462 590
	Subtotal	-	-	9 949 500	1 462 590
046	Meal And Flour Of Wheat And Flour Of Meslin				
	Korea,south	270 050	20 373	-	-
	China	-	-	8 988 494	911 168
	Singapore	140 000	11 678	13 313 578	1 544 381
	Malaysia	-	-	5 672 601	1 095 494
	Arabia, Saudi	-	-	1 970 600	411 498
	Turkey	-	-	2 769 700	507 357
	Arab Emirates, United	-	-	6 897 625	1 330 732
	Australia	-	-	35 122 494	5 878 582
	United States	-	-	1 816 025	362 891
	Germany	-	-	9 063 080	2 026 020
	Belgium	-	-	4 183 000	858 594

Tabel 21. Lanjutan  
Table Continued

Komoditi/Commodity		Ekspor/Export		Impor/Import	
SITC	Negara/Country	Berat Bersih Net Weight (Kg)	Nilai FOB FOB Value (US\$)	Berat Bersih Net Weight (Kg)	Nilai CIF CIF Value (US\$)
(1)	(2)	(4)	(5)	(6)	(7)
	Subtotal	410 050	32 051	89 797 197	14 926 717
047	Other Cereal Meals And Flours				
	Korea,south	-	-	1 661 500	360 736
	Singapore	-	-	3 202 117	763 181
	Malaysia	-	-	1 943 012	471 920
	Arab Emirates, United	-	-	720 816	161 700
	Australia	-	-	2 020 000	380 757
	Finland	-	-	20	608
	Bulgaria	-	-	1 608 500	346 973
	Subtotal	-	-	11 155 965	2 485 875
048	Cereal Preparations And Preparations Of Flours/starch Of Fruit				
	Hongkong	20 570	5 295	-	-
	Korea,south	-	-	18 750	6 877
	China	22 390	16 585	154 311	152 695
	Thailand	-	-	241 480	143 442
	Singapore	2 847 317	425 429	278 669	103 602
	Philippines	5 532	10 818	-	-
	Malaysia	1 394 493	373 218	376 887	134 448
	Cambodia	240 840	65 000	-	-
	India	27 900	26 000	-	-
	Batam	-	-	31 279	61 624
	Oman	7 657	9 063	-	-
	Reunion	12 726	7 703	-	-
	Nigeria	50 011	24 575	-	-
	South Africa	243 982	68 543	-	-
	Mauritius	6 384	3 994	-	-
	Australia	93 673	106 935	-	-
	New Zealand	112 430	57 856	-	-
	Fiji	45 910	13 951	-	-
		1 598	556	-	-
	United States	-	-	41 482	14 884
	Brazil	18 000	2 160	-	-
	United Kingdom	36 665	18 000	-	-
	Subtotal	5 188 078	1 235 681	1 142 858	617 572
054	Vegetables,fresh Chilled,frozen Or Simply Preserved				
	Japan	5 745 022	786 207	16 000	4 020
	Hongkong	40 076	485 600	-	-
	Korea,south	61 525	30 633	-	-
	Taiwan	506 688	205 900	38 000	7 802
	China	15 678	16 450	2 496 467	679 446
	Thailand	-	-	2 578 156	763 738
	Singapore	14 663 549	2 157 455	-	-
	Malaysia	50 483 043	8 435 308	3 308 323	811 363
	Myanmar (burma)	2 157 685	294 418	13 656 123	3 941 805
	Vietnam	-	-	651 800	174 972

Tabel 21. Lanjutan  
Table Continued

Komoditi/Commodity		Ekspor/Export		Impor/Import	
SITC	Negara/Country	Berat Bersih Net Weight (Kg)	Nilai FOB FOB Value (US\$)	Berat Bersih Net Weight (Kg)	Nilai CIF CIF Value (US\$)
(1)	(2)	(4)	(5)	(6)	(7)
	India	520	639	1 077 292	279 331
	Arabia, Saudi	255 213	22 958	-	-
	Mauritius	3 665 333	392 854	-	-
	Australia	-	-	40 000	12 060
	New Zealand	-	-	2 825 841	828 940
	United States	-	-	1 187 179	343 583
	Canada	36 677	4 450	-	-
	Mexico	5 647 045	517 897	-	-
	El Salvador	1 019 077	141 475	-	-
	Antigua And Barbuda	924 378	105 806	-	-
	Cayman Islands	36 839	3 770	-	-
	Turks And Caicos Islands	25 000	1 843	-	-
	Netherlands	-	-	45 560	36 570
	France	-	-	1 551 017	391 286
	Austria	-	-	355 050	89 190
	Spain	2 251 177	204 765	-	-
	Malta	162 483	16 584	-	-
	Slovenia	469	621	-	-
	Subtotal	87 697 477	13 825 633	29 826 808	8 364 106
056	Vegetables,roots And Tubers,prepared Or Preserved N.e.s				
	Japan	364 248	230 982	680 230	149 161
	Taiwan	133 087	63 742	-	-
	China	-	-	902 225	313 709
	Thailand	-	-	4 254	1 794
	Singapore	3 215 414	891 838	303 329	144 918
	Philippines	80 000	12 280	-	-
	Malaysia	1 262 909	306 911	781 550	231 947
	Egypt	-	-	300 682	90 651
	Kenya	400 000	42 200	-	-
	Canada	-	-	52 104	17 437
	Subtotal	5 455 658	1 547 953	3 024 374	949 617
057	Fruit And Nut,fresh Or Dried				
	Hongkong	2 791 865	1 027 176	18 000	10 854
	Korea,south	1 237 411	447 415	49 513	57 213
	Taiwan	59 363	45 439	-	-
	China	1 941 500	609 753	3 954 259	2 125 231
	Thailand	-	-	486 702	210 834
	Singapore	2 596 021	885 099	962 000	471 904
	Malaysia	5 944 689	1 246 352	813 663	441 050
	Myanmar (burma)	93 751	15 957	12 198	3 566
	Nepal	9 040 844	2 919 179	-	-
	Vietnam	-	-	166 641	43 728
	India	12 001 341	3 372 117	95 628	20 656
	Pakistan	11 498 640	3 472 490	1 680 316	985 473
	Bangladesh	5 069 170	1 309 049	-	-

Tabel 21. Lanjutan  
Table 21. Continued

Komoditi/Commodity		Ekspor/Export		Impor/Import	
SITC	Negara/Country	Berat Bersih Net Weight (Kg)	Nilai FOB FOB Value (US\$)	Berat Bersih Net Weight (Kg)	Nilai CIF CIF Value (US\$)
(1)	(2)	(4)	(5)	(6)	(7)
	Sri Lanka	69 840	14 158	-	-
	Batam	-	-	186 200	54 160
	Iran	-	-	3 981	1 688
	Arabia, Saudi	3 268 800	832 029	-	-
	Arab Emirates, United	-	-	1 269 444	325 424
	Egypt	-	-	982 886	325 350
	Morocco	16 385	5 818	1 920	480
	South Africa	-	-	464 673	234 017
	Mauritius	152 026	26 467	-	-
	Australia	15 896 149	23 506 463	2 235 349	1 257 080
	New Zealand	-	-	173 901	86 631
	Nauru	1 828 000	664 209	-	-
	United States	14 879 790	21 899 057	2 649 739	1 391 656
	Mexico	27 405	2 670	-	-
	Chile	-	-	99 071	56 527
	Brazil	-	-	189 715	110 094
	Falkland Islands	2 563 161	834 750	15 434	9 098
	United Kingdom	11 232 806	11 932 942	-	-
	Netherlands	50 164 562	56 532 060	-	-
	France	-	-	1 529 192	904 198
	Germany	2 053 304	587 683	-	-
	Belgium	4 403 809	1 068 174	-	-
	Denmark	35 000	10 950	-	-
	Norway	17 460	4 949	-	-
	Italy	-	-	12 369	7 323
	Spain	-	-	635	367
	Portugal	2 366	4 565	-	-
	Hungary	28 706	3 246	-	-
	Poland	905 812	277 447	-	-
	Malta	62 219	11 783	-	-
	Subtotal	159 882 195	133 569 446	18 053 429	9 134 602
058	Fruit,preserved And Fruit Preparations				
	Japan	1	1	-	-
	Hongkong	68 670	28 200	-	-
	Taiwan	279 929	152 483	-	-
	China	114 044	43 341	138 760	61 661
	Thailand	-	-	111 455	45 201
	Singapore	33 385	7 767	72 092	19 280
	Malaysia	425 028	95 268	51 004	13 702
	Pakistan	101 151	10 360	-	-
	Bangladesh	19 418	6 796	-	-
	Batam	-	-	186 921	93 618
	Turkey	-	-	881	653
	Kenya	7 761	8 658	-	-
	United States	205 230	94 204	32 631	8 841

Tabel 21. Lanjutan  
Table 21. Continued

Komoditi/Commodity		Ekspor/Export		Impor/Import	
SITC	Negara/Country	Berat Bersih Net Weight (Kg)	Nilai FOB FOB Value (US\$)	Berat Bersih Net Weight (Kg)	Nilai CIF CIF Value (US\$)
(1)	(2)	(4)	(5)	(6)	(7)
	United Kingdom	57 681	25 778	-	-
	Denmark	394 625	190 755	-	-
	Ireland	159 720	64 362	-	-
	Spain	-	-	44 530	7 940
	Subtotal	1 866 643	727 973	638 274	250 896
059	Fruit Juices And Vegetable Juice				
	Japan	81 397	58 392	-	-
	Taiwan	595 495	352 034	-	-
	China	-	-	137 201	40 225
	Singapore	114 603	85 785	76 217	27 775
	Malaysia	210 341	98 027	91 185	25 281
	United Kingdom	-	-	44 842	34 920
	Netherlands	146 849	70 862	-	-
	Germany	271 205	168 489	-	-
	Subtotal	1 419 890	833 589	349 445	128 201
061	Sugar,molasses And Honey				
	Japan	41 292	82 300	-	-
	Taiwan	-	-	198 000	54 863
	China	-	-	40 273	36 782
	Thailand	-	-	8 843 887	1 693 265
	Singapore	27 528	56 200	26 527 345	3 873 152
	Malaysia	108 689	217 048	721 050	204 397
	Vietnam	13 764	43 650	219 368 362	27 580 012
	India	-	-	126 886 226	16 945 306
	Batam	-	-	226 999	59 631
	Palestina	-	-	100 000	18 050
	Arab Emirates, United	-	-	14 177 478	2 042 148
	South Africa	-	-	491 500	133 544
	Australia	-	-	511 950	96 359
	Brazil	-	-	27 061 735	3 847 379
	United Kingdom	-	-	24 392 227	3 992 268
	Subtotal	191 273	399 198	449 547 032	60 577 156
062	Sugar Confectionery				
	Japan	23 920	25 765	-	-
	Hongkong	5 696 289	429 483	-	-
	Korea,south	5 609 270	536 236	-	-
	Taiwan	1 253	713	-	-
	China	62 290	85 860	662 672	193 645
	Thailand	104 769	142 285	6 344	2 454
	Singapore	46 164	124 212	6 000	4 035
	Philippines	330 154	715 267	-	-
	Malaysia	3 530 626	2 092 178	247 999	67 209
	Nepal	29 427	30 079	-	-
	Vietnam	121 731	169 715	-	-
	India	42 490	64 799	198 000	54 863

Tabel 21. Lanjutan  
Table Continued

Komoditi/Commodity			Ekspor/Export		Impor/Import	
SITC		Negara/Country	Berat Bersih Net Weight (Kg)	Nilai FOB FOB Value (US\$)	Berat Bersih Net Weight (Kg)	Nilai CIF CIF Value (US\$)
(1)	(2)	(3)	(4)	(5)	(6)	(7)
		Pakistan	6 900	9 660	-	-
		Bangladesh	18 336	8 871	-	-
		Jordan	3 450	4 370	-	-
		Yemen	13 733	11 937	-	-
		Kenya	38 638	36 476	-	-
		Ghana	62 732	92 903	-	-
		Angola	13 037	10 713	-	-
		Congo	18 399	24 250	-	-
		Mauritania	63 609	77 809	-	-
		Mauritius	41 847	50 558	-	-
		Australia	22 400	29 499	210 468	78 270
		New Zealand	114 401	114 069	-	-
		Fiji	60 001	59 790	-	-
		Russian Federation	8 660	9 720	-	-
		Subtotal	16 084 526	4 957 217	1 331 483	400 476
071	Coffee And Coffee Substitutes					
		Japan	1 949 614	1 372 607	-	-
		Hongkong	2 791 644	4 490 232	-	-
		Korea,south	738 176	2 064 285	-	-
		Taiwan	10 926 969	12 964 491	-	-
		China	63 300	76 985	5 623	3 188
		Macau	177 600	279 847	-	-
		Singapore	2 367 126	3 058 030	8 800	8 674
		Philippines	902 523	823 615	-	-
		Malaysia	3 516 729	3 763 793	728 965	211 775
		Cambodia	76 683	359 894	-	-
		Brunei Darussalam	661 742	2 381 318	-	-
		Vietnam	248 829	403 887	211 525	104 151
		India	811 581	363 290	44 000	5 024
		Pakistan	47 742	200 899	-	-
		Jordan	731 179	344 157	-	-
		Arab Emirates, United	463 525	1 155 731	-	-
		Egypt	928 512	482 055	-	-
		Morocco	663 101	349 385	-	-
		Algeria	54 000	23 190	-	-
		Niger	60 150	130 283	-	-
		South Africa	386 300	257 040	-	-
		Africa, Other	18 000	30 870	-	-
		Australia	445 822	629 090	-	-
		New Zealand	387 854	726 168	-	-
		Fiji	7 817	16 998	-	-
		United States	2 221 660	1 709 614	259 815	42 984
		Canada	12 365 981	20 977 461	-	-
		United Kingdom	2 839 485	5 275 002	-	-
		Netherlands	769 491	1 293 065	-	-

Tabel 21. Lanjutan  
Table 21. Continued

Komoditi/Commodity			Ekspor/Export		Impor/Import	
SITC		Negara/Country	Berat Bersih Net Weight (Kg)	Nilai FOB FOB Value (US\$)	Berat Bersih Net Weight (Kg)	Nilai CIF CIF Value (US\$)
(1)	(2)	(3)	(4)	(5)	(6)	(7)
		France	7 500	9 375	-	-
		Germany	1 903 604	2 373 277	-	-
		Belgium	3 243 344	4 052 579	-	-
		Switzerland	427 600	387 877	-	-
		Denmark	988 311	1 413 729	-	-
		Norway	35 100	41 647	-	-
		Sweden	242 500	322 147	-	-
		Ireland	508 000	521 822	-	-
		Italy	1 048 300	703 671	-	-
		Spain	397 700	282 442	-	-
		Portugal	72 000	40 480	-	-
		Greece	26 750	41 315	-	-
		Poland	325 442	570 988	-	-
		Romania	601 200	226 400	-	-
		Bulgaria	504 000	211 554	-	-
		Yugoslavia, Former	17 100	24 882	-	-
		Armenia	18 000	9 720	-	-
		Georgia	53 100	46 260	-	-
		Slovenia	18 000	6 300	-	-
		Subtotal	58 060 686	77 289 747	1 258 728	375 796
072	Cocoa					
		China	281 252	152 774	-	-
		Thailand	423 243	190 867	-	-
		Singapore	1 494 174	1 494 487	-	-
		Philippines	15 019 023	12 038 543	-	-
		Malaysia	4 265 143	3 667 540	18 530	21 295
		India	1 489 525	1 062 747	-	-
		Pakistan	2 165 770	1 606 101	-	-
		Palestina	49 000	16 200	-	-
		Egypt	1 444 860	1 225 167	-	-
		Morocco	147 000	42 150	-	-
		Algeria	97 500	29 575	-	-
		South Africa	84 000	25 250	-	-
		Mauritius	489 490	320 781	-	-
		United States	2 635 722	1 881 996	-	-
		Chile	10 355	3 251	-	-
		Brazil	36 747	11 161	-	-
		Uruguay	97 000	33 950	-	-
		Netherlands	995 192	1 063 628	-	-
		France	80 000	131 680	-	-
		Germany	192 555	79 829	-	-
		Belgium	122 900	77 085	-	-
		Italy	462 400	325 236	-	-
		Spain	980 600	567 473	-	-
		Hungary	485 000	897 844	-	-

Tabel 21. Lanjutan  
Table Continued

Komoditi/Commodity		Ekspor/Export		Impor/Import	
SITC	Negara/Country	Berat Bersih Net Weight (Kg)	Nilai FOB FOB Value (US\$)	Berat Bersih Net Weight (Kg)	Nilai CIF CIF Value (US\$)
(1)	(2)	(4)	(5)	(6)	(7)
	Poland	120 900	42 315	-	-
	Subtotal	33 669 351	26 987 630	18 530	21 295
073	Chocolate And Other Food Preparations Containing Cocoa N.e.s				
	Japan	235 808	307 426	-	-
	Korea,north	1 569	2 071	-	-
	Taiwan	90 000	48 105	-	-
	China	-	-	3 416	5 841
	Thailand	5 708	19 885	-	-
	Singapore	59 235	35 958	-	-
	Philippines	107 633	92 484	-	-
	Malaysia	195 727	158 322	-	-
	Morocco	13 883	30 382	-	-
	Kenya	36 033	19 590	-	-
	Mauritania	36 000	19 420	-	-
	South Africa	640	2 025	-	-
	Mauritius	110 348	75 735	-	-
	Australia	-	-	77 041	154 446
	New Zealand	12 453	20 277	-	-
	Chile	12 247	2 649	-	-
	Germany	36 000	17 920	-	-
	Greece	15 000	13 500	-	-
	Georgia	1 200	3 600	-	-
	Subtotal	969 484	869 349	80 457	160 287
074	Tea And Mate				
	Japan	364	2 391	-	-
	Hongkong	206	556	-	-
	Taiwan	73 622	91 494	-	-
	China	-	-	85 098	67 164
	Thailand	169 055	111 587	-	-
	Singapore	415 575	293 474	-	-
	Malaysia	890 732	541 235	-	-
	India	2 903 196	2 266 976	-	-
	Pakistan	778 450	715 462	-	-
	Afghanistan	431 205	435 463	-	-
	Batam	-	-	1 308	2 122
	Iran	366 040	348 891	-	-
	Arabia, Saudi	193 400	164 029	-	-
	Jordan	293 780	253 502	-	-
	Turkey	53 000	66 927	-	-
	Arab Emirates, United	66 430	76 241	-	-
	Cyprus	19 720	20 421	-	-
	Egypt	11 400	7 602	-	-
	Kenya	51 180	51 392	-	-
	Australia	281 650	289 450	-	-
	New Zealand	469 908	430 028	-	-



Tabel 21. Lanjutan  
Table 21. Continued

Komoditi/Commodity		Ekspor/Export		Impor/Import	
SITC	Negara/Country	Berat Bersih Net Weight (Kg)	Nilai FOB FOB Value (US\$)	Berat Bersih Net Weight (Kg)	Nilai CIF CIF Value (US\$)
(1)	(2)	(4)	(5)	(6)	(7)
	Fiji	41 360	52 224	-	-
	United States	262 544	236 440	-	-
	Canada	217 860	188 607	-	-
	Chile	29 120	28 506	-	-
	United Kingdom	632 546	600 971	-	-
	Netherlands	1 667 554	1 495 346	-	-
	France	352 480	296 533	-	-
	Germany	1 410 722	1 464 492	-	-
	Switzerland	707 100	720 013	-	-
	Ireland	194 680	202 460	-	-
	Hungary	300 680	305 128	-	-
	Poland	336 360	332 112	-	-
	Romania	265 868	274 944	-	-
	Bulgaria	9 740	8 168	-	-
	Kazakhstan	62 320	49 952	-	-
	Ukraine	389 060	391 953	-	-
	Russian Federation	779 704	731 694	-	-
	Subtotal	15 128 611	13 546 664	86 406	69 286
075	Spices				
	Japan	85 170	129 688	-	-
	Hongkong	84 980	65 722	-	-
	Korea,south	345 306	330 270	-	-
	Taiwan	23 000	45 130	-	-
	China	58 527	130 837	264 099	149 152
	Thailand	222 541	153 456	400	774
	Singapore	1 263 924	741 941	181 544	69 612
	Malaysia	4 829 056	2 966 996	182 255	63 774
	Myanmar (burma)	-	-	15 933	3 993
	Nepal	20 800	23 920	-	-
	Vietnam	6 825	4 535	226 593	83 802
	India	576 866	407 426	898 832	315 962
	Pakistan	394 917	65 105	-	-
	Iran	12 500	3 500	458	223
	Arabia, Saudi	254 070	92 906	-	-
	Syria	-	-	42 355	12 798
	Turkey	158 807	77 533	-	-
	Arab Emirates, United	428 934	147 882	111 653	32 412
	Egypt	14 000	4 200	73 972	24 857
	Morocco	56 000	21 630	-	-
	Tunisia	121 335	65 204	-	-
	Algeria	83 511	52 012	-	-
	South Africa	128 182	75 976	-	-
	Mauritius	232 779	29 963	-	-
	Australia	106 580	78 470	-	-
	Cook Islands	1 200	1 020	-	-

Tabel 21. Lanjutan  
Table Continued

Komoditi/Commodity		Ekspor/Export		Impor/Import	
SITC	Negara/Country	Berat Bersih Net Weight (Kg)	Nilai FOB FOB Value (US\$)	Berat Bersih Net Weight (Kg)	Nilai CIF CIF Value (US\$)
(1)	(2)	(4)	(5)	(6)	(7)
	United States	380 819	290 378	85 282	32 981
	Canada	4 797 031	2 532 057	34 619	14 378
	Mexico	356 890	107 923	-	-
	Guatemala	-	-	119 987	37 218
	Venezuela	2 139 762	1 195 169	-	-
	Brazil	203 499	75 019	-	-
	Dominican Republic	1 138 402	460 059	-	-
	Costa Rica	168 500	51 366	-	-
	Barbados	67 000	25 957	-	-
	Antigua And Barbuda	31 000	8 420	-	-
	United Kingdom	264 204	101 427	-	-
	Netherlands	367 823	148 938	-	-
	France	3 335 131	1 519 881	-	-
	Germany	823 692	479 896	-	-
	Belgium	367 158	189 933	-	-
	Denmark	88 041	33 731	-	-
	Sweden	158 462	60 499	-	-
	Finland	37 998	16 120	-	-
	Italy	203 542	101 885	-	-
	Spain	45 000	26 155	-	-
	Portugal	158 416	78 357	-	-
	Greece	160 729	94 422	-	-
	Poland	115 597	33 477	-	-
	Romania	19 000	6 741	-	-
	Bulgaria	22 000	8 479	274 745	111 713
	Malta	179 377	20 443	-	-
	Subtotal	25 138 883	13 382 054	2 512 727	953 649
081	Feeding Stuff For Animals				
	Japan	209 394 522	6 678 848	322 500	40 338
	Hongkong	-	-	20 863 274	4 186 496
	Korea,south	40 228 000	1 594 183	10 588 540	3 360 458
	Taiwan	9 029 852	714 339	4 153 039	231 995
	China	14 350 816	970 856	66 305 475	15 803 586
	Thailand	-	-	115 000	40 914
	Singapore	20 400 000	556 090	5 882 177	1 773 345
	Malaysia	1 957 526	255 709	9 649 617	2 402 557
	Myanmar (burma)	124 530	90 182	1 901 002	258 466
	Vietnam	-	-	1 790 809	751 934
	India	5 929 211	496 233	31 472 824	7 777 691
	Pakistan	40 000	2 600	19 640	5 625
	Sri Lanka	366 953	268 277	-	-
	Batam	-	-	40 905	53 654
	Arab Emirates, United	-	-	717 748	54 535
	Egypt	12 500 000	351 250	-	-
	South Africa	1 000 000	81 369	-	-

Tabel 21. Lanjutan  
Table 21. Continued

Komoditi/Commodity		Ekspor/Export		Impor/Import	
SITC	Negara/Country	Berat Bersih Net Weight (Kg)	Nilai FOB FOB Value (US\$)	Berat Bersih Net Weight (Kg)	Nilai CIF CIF Value (US\$)
(1)	(2)	(4)	(5)	(6)	(7)
	Australia	-	-	2 026 654	595 809
	New Zealand	16 500	1 296	13 075 920	3 091 283
	United States	-	-	27 156 722	6 179 985
	Canada	-	-	12 169 248	3 007 565
	Chile	-	-	174 882	107 455
	Brazil	-	-	1 122 722	240 589
	Ecuador	-	-	273 000	155 610
	Peru	-	-	3 495 137	1 139 984
	United Kingdom	-	-	319 500	70 462
	Netherlands	63 741 125	3 614 506	2 675 597	1 044 074
	Germany	95 924 320	2 651 467	1 958 040	927 081
	Belgium	-	-	619 674	227 254
	Denmark	-	-	4 574 196	2 474 638
	Norway	-	-	433 687	139 895
	Italy	-	-	1 689 492	471 642
	Estonia	62 812 660	1 520 364	-	-
	Subtotal	537 816 015	19 847 569	225 587 021	56 614 920
091	Margarine And Shortening				
	Japan	6 922	2 680	-	-
	Hongkong	3 810 325	748 158	-	-
	Taiwan	561 350	182 440	-	-
	China	5 477 895	1 514 381	-	-
	Singapore	1 121 414	325 254	22 662	13 207
	Philippines	2 177 720	640 326	-	-
	Malaysia	-	-	2 799	2 087
	Myanmar (burma)	1 869 545	583 456	-	-
	Cambodia	196 443	79 436	-	-
	Vietnam	1 683 580	460 449	-	-
	Pakistan	160 000	21 920	-	-
	Sri Lanka	290 250	79 063	-	-
	Batam	-	-	74	12 290
	Iraq	2 661 405	862 099	-	-
	Iran	8 057 532	2 894 867	-	-
	Arabia, Saudi	59 420 425	19 424 744	-	-
	Kuwait	5 462 640	1 751 932	-	-
	Jordan	4 627 850	1 432 880	-	-
	Oman	148 160	39 816	-	-
	Syria	621 324	209 813	-	-
	Turkey	2 247 084	746 293	-	-
	Egypt	462 000	149 851	-	-
	Tunisia	375 280	124 805	-	-
	Algeria	1 636 227	406 371	-	-
	Sudan	1 805 680	547 342	-	-
	Ethiopia	420 070	123 769	-	-
	Ivory Coast	180 240	49 567	-	-

Tabel 21. Lanjutan  
Table Continued

Komoditi/Commodity		Ekspor/Export		Impor/Import	
SITC	Negara/Country	Berat Bersih Net Weight (Kg)	Nilai FOB FOB Value (US\$)	Berat Bersih Net Weight (Kg)	Nilai CIF CIF Value (US\$)
(1)	(2)	(4)	(5)	(6)	(7)
	South Africa	498 300	158 782	-	-
	Australia	80 384	25 722	-	-
	New Zealand	1 264 250	394 480	-	-
	United States	2 551	945	-	-
	Chile	943 365	289 575	-	-
	United Kingdom	18 900	6 237	-	-
	Germany	-	-	2 615 210	56 920
	Norway	40 000	10 600	-	-
	Spain	2 040 000	257 200	-	-
	Portugal	72 000	19 620	-	-
	Romania	1 564 180	535 156	-	-
	Bulgaria	960 480	284 799	-	-
	Kazakhstan	260 640	88 230	-	-
	Kyrgyzstan	703 586	247 605	-	-
	Ukraine	380 240	127 276	-	-
	Uzbekistan	401 987	125 700	-	-
	Russian Federation	745 223	267 053	-	-
	Subtotal	115 457 447	36 240 692	2 640 745	84 504
098	Edible Product And Preparations				
	Japan	18 513	27 977	44 415	61 957
	Hongkong	11 247	19 441	-	-
	Korea,south	-	-	546 897	1 089 209
	Taiwan	741	11 927	-	-
	China	20 844	40 704	556 901	694 116
	Thailand	-	-	78 206	23 714
	Singapore	45 577	353 286	79 219	198 241
	Philippines	-	-	893 986	411 638
	Malaysia	1 260 965	745 129	680 283	964 181
	Myanmar (burma)	6 141	1 866	-	-
	Brunei Darussalam	210	1 120	-	-
	Vietnam	173	1 058	-	-
	India	-	-	35 288	97 395
	Arab Emirates, United	-	-	5 000	12 100
	Australia	-	-	10 826	4 280
	United States	-	-	52 567	89 019
	Brazil	-	-	110 653	315 218
	Ecuador	4 422	5 896	-	-
	Netherlands	63 301	135 842	1 902 648	2 729 964
	France	-	-	161 607	308 822
	Germany	-	-	757	7 722
	Belgium	-	-	1 096	453
	Subtotal	1 432 134	1 344 246	5 160 349	7 008 029
111	Non-alcoholic Beverages,n.e.s				
	China	-	-	200 450	299 444
	Malaysia	94 851	16 868	270	5 666

Tabel 21. Lanjutan  
Table 21. Continued

Komoditi/Commodity		Ekspor/Export		Impor/Import	
SITC	Negara/Country	Berat Bersih Net Weight (Kg)	Nilai FOB FOB Value (US\$)	Berat Bersih Net Weight (Kg)	Nilai CIF CIF Value (US\$)
(1)	(2)	(4)	(5)	(6)	(7)
	United States	500	2 250	-	-
	Subtotal	95 351	19 118	200 720	305 110
112	Alcoholic Beverages				
	Malaysia	15 002	3 947	-	-
	India	-	-	268	85
	Subtotal	15 002	3 947	268	85
121	Tobacco,unmanufactured;tobacco Refuse				
	Korea,south	-	-	13 142	7 070
	China	-	-	661 923	244 331
	Malaysia	1 164 015	12 455 289	-	-
	Zimbabwe	-	-	357 219	234 818
	United States	39 998	28 749	40 653	88 429
	Canada	-	-	6 108	9 822
	Brazil	-	-	636 768	1 402 861
	United Kingdom	-	-	9 600	28 461
	Germany	579 394	649 501	-	-
	Greece	23 512	152 714	107 400	316 640
	Subtotal	1 806 919	13 286 253	1 832 813	2 332 432
122	Tobacco,manufactured				
	Japan	6 945	8 524	-	-
	China	17 182	25 646	7	261
	Thailand	337 593	566 027	-	-
	Singapore	2 253 594	7 176 218	19 800	44 255
	Philippines	4 627	23 967	-	-
	Malaysia	907 920	2 843 286	-	-
	Cambodia	1 744 938	5 698 656	-	-
	Vietnam	135 856	316 434	-	-
	India	-	-	163 570	324 647
	Jordan	6 607 998	20 765 910	-	-
	Lebanon	1 555 164	4 888 248	-	-
	Turkey	115 355	377 400	-	-
	Arab Emirates, United	80 803	261 760	-	-
	Cyprus	1 973 300	6 248 532	-	-
	United States	139 143	426 817	290	2 321
	Subtotal	15 880 418	49 627 425	183 667	371 484
211	Hides And Skins,raw				
	China	-	-	6	322
	Thailand	274 020	157 762	-	-
	Singapore	-	-	4	463
	Australia	-	-	1	29
	Subtotal	274 020	157 762	11	814
222	Oil Seeds Use For Extraction Of Soft Fixed Vegetable Oils				
	China	-	-	6 654 215	2 008 054
	Thailand	-	-	58 666	15 274
	Singapore	-	-	579 254	139 296

Tabel 21. Lanjutan  
Table Continued

Komoditi/Commodity		Ekspor/Export		Impor/Import	
SITC	Negara/Country	Berat Bersih Net Weight (Kg)	Nilai FOB FOB Value (US\$)	Berat Bersih Net Weight (Kg)	Nilai CIF CIF Value (US\$)
(1)	(2)	(4)	(5)	(6)	(7)
	Malaysia	382 808	83 262	2 706 000	542 058
	Myanmar (burma)	-	-	47 548	11 894
	Vietnam	-	-	409 653	106 175
	India	-	-	2 536 481	747 188
	Tunisia	-	-	40 000	27 600
	United States	-	-	394 219	88 231
	Canada	-	-	39 800	10 050
	Italy	51 600	14 229	-	-
	Subtotal	434 408	97 491	13 465 836	3 695 820
223	Oil Seeds Use For Extraction Of Other Fixed Vegetable Oils				
	Japan	243	99	-	-
	Korea,south	32 252	7 829	-	-
	Singapore	397 501	111 439	-	-
	Malaysia	434 205	157 941	-	-
	India	-	-	1 135 071	321 495
	Egypt	89 892	29 506	-	-
	Malta	17 239	3 454	-	-
	Subtotal	971 332	310 268	1 135 071	321 495
231	Natural Rubber Latex;natural Rubber And Similar Natural Gums				
	Japan	5 647 478	3 228 513	46 230	101 743
	Hongkong	13 455 023	7 222 594	-	-
	Korea,south	42 100 751	21 496 001	27 277	52 553
	Taiwan	35 576 317	18 477 332	-	-
	China	7 930 278	4 451 018	-	-
	Thailand	4 423 195	2 159 571	802 980	862 773
	Singapore	72 453 407	36 538 423	-	-
	Philippines	4 150 250	2 281 429	-	-
	Malaysia	537 794	327 331	377 425	213 767
	Vietnam	100 800	51 337	-	-
	India	862 288	431 834	-	-
	Pakistan	423 360	203 974	-	-
	Sri Lanka	619 941	375 679	-	-
	Afghanistan	100 800	46 871	-	-
	Batam	-	-	61 418	26 798
	Iran	1 145 280	562 582	-	-
	Arabia, Saudi	715 761	424 079	-	-
	Turkey	3 240 150	1 601 251	-	-
	Arab Emirates, United	20 160	10 533	-	-
	Morocco	20 160	14 414	-	-
	Tanzania	826 560	418 845	-	-
	Kenya	584 640	335 302	-	-
	Sierra Leone	423 360	206 622	-	-
	South Africa	4 873 859	2 860 682	-	-
	British Virgin Islands	100 800	48 888	-	-
	Australia	15 372 594	7 097 679	-	-

Tabel 21. Lanjutan  
Table 21. Continued

Komoditi/Commodity		Ekspor/Export		Impor/Import	
SITC	Negara/Country	Berat Bersih Net Weight (Kg)	Nilai FOB FOB Value (US\$)	Berat Bersih Net Weight (Kg)	Nilai CIF CIF Value (US\$)
(1)	(2)	(4)	(5)	(6)	(7)
	New Zealand	10 565 840	5 674 648	-	-
		43 283	38 035	-	-
	Cook Islands	282 240	171 556	-	-
	Tokelau	20 160	11 995	-	-
	United States	9 563 086	5 313 207	166 416	85 165
	Canada	104 791 423	57 912 004	-	-
	Mexico	31 747 559	16 467 958	-	-
	Panama	1 330 560	737 713	-	-
	Suriname	20 160	11 750	-	-
	Chile	25 611 250	15 886 205	-	-
	Venezuela	7 189 440	3 899 408	-	-
	Argentina	5 187 336	2 944 284	-	-
	Brazil	11 684 945	6 763 900	-	-
	Colombia	16 830 445	8 802 581	-	-
	Uruguay	403 200	200 953	-	-
	Peru	6 867 939	3 581 513	-	-
	Puerto Rico	362 880	207 375	-	-
	Costa Rica	826 560	408 073	-	-
	Norfolk Island	302 400	140 616	-	-
	United Kingdom	10 917 596	6 602 252	-	-
	Netherlands	9 955 926	5 725 305	-	-
	France	12 704 681	6 954 004	-	-
	Germany	8 049 100	4 292 307	-	-
	Belgium	9 877 643	5 359 637	-	-
	Switzerland	132 424	84 830	-	-
	Luxembourg	7 334 646	4 008 184	-	-
	Norway	1 733 760	1 012 338	-	-
	Sweden	100 800	50 000	-	-
	Ireland	3 024 000	1 415 227	-	-
	Italy	24 859 088	13 352 488	40 310	17 494
	Spain	9 573 011	5 742 969	-	-
	Portugal	604 800	373 660	-	-
	Greece	3 849 646	1 931 668	-	-
	Hungary	826 560	420 281	-	-
	Poland	5 606 472	3 055 991	-	-
	Romania	5 315 230	2 641 917	-	-
	Ukraine	2 016 000	1 134 385	-	-
	Lithuania	60 480	30 240	-	-
	Malta	403 200	201 297	-	-
	Slovenia	1 451 596	820 948	-	-
	Czech Republic	806 400	453 576	-	-
	Russian Federation	1 606 578	809 962	-	-
	Subtotal	570 145 349	306 520 024	1 522 056	1 360 293
232	Synthetic Rubber Latex;synthetic Rubber And Reclaimed Rubber				
	Japan	841 158	560 490	924 912	1 117 455

Tabel 21. Lanjutan  
Table Continued

Komoditi/Commodity		Ekspor/Export		Impor/Import	
SITC	Negara/Country	Berat Bersih Net Weight (Kg)	Nilai FOB FOB Value (US\$)	Berat Bersih Net Weight (Kg)	Nilai CIF CIF Value (US\$)
(1)	(2)	(4)	(5)	(6)	(7)
	Korea,south	260 160	184 956	1 617 831	1 055 301
	Taiwan	-	-	217 985	255 838
	China	-	-	84 000	77 280
	Thailand	-	-	235 645	192 763
	Singapore	-	-	196 093	125 644
	Malaysia	1 818 064	1 025 842	123 456	217 769
	Bangladesh	120 960	60 661	-	-
	Australia	-	-	14 400	24 480
	United States	85 680	53 379	612 104	910 264
	United Kingdom	-	-	819 110	834 077
	Netherlands	-	-	36	462
	Germany	-	-	88 684	76 817
	Belgium	-	-	235 536	165 751
	Russian Federation	20 160	13 073	340 860	263 456
	Subtotal	3 146 182	1 898 401	5 510 652	5 317 357
244	Cork,natural,raw And Waste				
	Japan	48	141	-	-
	Subtotal	48	141	-	-
245	Fuel Wood And Wood Charcoal				
	Japan	1 809 169	327 093	-	-
	Hongkong	6 498 715	1 406 784	-	-
	Korea,south	3 707 941	886 582	-	-
	Taiwan	3 871 562	886 947	-	-
	Singapore	194 808	23 125	48	2 769
	Malaysia	4 043 708	621 392	-	-
	Vietnam	17 798	1 980	-	-
	Arabia, Saudi	3 140 631	425 017	-	-
	Kuwait	772 343	91 508	-	-
	Jordan	24 737	2 186	-	-
	Oman	279 357	31 974	-	-
	Arab Emirates, United	2 764 119	336 167	-	-
	Qatar	304 678	25 578	-	-
	Bahrain	1 287 495	124 196	-	-
	Eritrea	45 398	4 544	-	-
	Australia	97 472	30 889	-	-
	New Zealand	650 974	78 815	-	-
	United States	150 000	22 500	-	-
	Chile	89 850	9 000	-	-
	United Kingdom	818 427	101 184	-	-
	Netherlands	48 600	9 664	-	-
	Ireland	172 480	25 479	-	-
	Italy	19 500 063	1 047 005	-	-
	Bulgaria	95 665	15 783	-	-
	Ukraine	278 000	46 284	-	-
	Subtotal	50 663 990	6 581 676	48	2 769



Tabel 21. Lanjutan  
Table 21. Continued

Komoditi/Commodity		Ekspor/Export		Impor/Import	
SITC	Negara/Country	Berat Bersih Net Weight (Kg)	Nilai FOB FOB Value (US\$)	Berat Bersih Net Weight (Kg)	Nilai CIF CIF Value (US\$)
(1)	(2)	(4)	(5)	(6)	(7)
246	Wood In Chips Or Particles And Waste				
	Japan	57 443	40 452	-	-
	Taiwan	81 287	70 836	-	-
	China	120 285	16 248	-	-
	Singapore	130 327	23 012	-	-
	Malaysia	137 713	31 581	-	-
	Arab Emirates, United	26 876	5 368	-	-
	Australia	150 000	2 250	-	-
	Poland	16 309	6 677	-	-
	Subtotal	720 240	196 424	-	-
247	Wood In The Rough Or Roughly Squared				
	Korea,south	130 000	17 105	-	-
	Taiwan	153 302	276 896	-	-
	China	127 816	132 003	-	-
	Malaysia	60 058	450 779	-	-
	India	4 977 315	1 135 345	-	-
	United States	-	-	4 600	1 212
	Subtotal	5 448 491	2 012 128	4 600	1 212
248	Wood,simply Worked And Railway Sleeper Of Wood				
	Japan	3 872 662	2 182 351	-	-
	Hongkong	10 351 068	6 654 457	366	225
	Korea,south	5 286 133	2 987 013	-	-
	Taiwan	4 024 286	2 426 372	37 597	9 041
	China	10 171 781	5 410 150	14 667	20 182
	Thailand	595 150	291 361	-	-
	Singapore	10 808 027	4 690 531	31 004	31 627
	Malaysia	7 079 167	2 850 039	38 997	32 581
	Myanmar (burma)	24 500	14 673	-	-
	Cambodia	29 449	10 734	-	-
	Vietnam	61 628	47 372	-	-
	Pakistan	55 012	44 625	-	-
	Arab Emirates, United	1 353 946	687 436	-	-
	Guinea	21 000	6 618	-	-
	Niger	33 798	19 611	-	-
	South Africa	1 767 300	886 314	-	-
	Australia	3 344 010	1 673 080	85 544	81 013
	New Zealand	217 848	145 586	231 158	64 034
	Cocos (killing) IInd	90 327	47 549	-	-
	United States	4 498 635	2 274 858	104 392	41 770
	Canada	253 171	169 640	-	-
	United Kingdom	1 207 144	712 505	-	-
	Netherlands	2 821 358	2 148 061	-	-
	France	179 284	224 808	-	-
	Germany	1 880 901	1 452 801	430 982	289 474
	Belgium	1 993 986	1 502 793	-	-

Tabel 21. Lanjutan  
Table 21. Continued

Komoditi/Commodity		Ekspor/Export		Impor/Import	
SITC	Negara/Country	Berat Bersih Net Weight (Kg)	Nilai FOB FOB Value (US\$)	Berat Bersih Net Weight (Kg)	Nilai CIF CIF Value (US\$)
(1)	(2)	(4)	(5)	(6)	(7)
	Switzerland	745 730	61 500	-	-
	Denmark	108 555	69 212	-	-
	Norway	72 569	46 266	-	-
	Italy	886 414	830 984	-	-
	Greece	103 630	95 843	-	-
	Poland	846 924	584 327	224 055	230 953
	Slovenia	-	-	574 419	615 211
	Subtotal	74 785 393	41 249 470	1 773 181	1 416 111
251	Pulp And Waste Paper				
	Korea,south	10 152	19 811	-	-
	Taiwan	-	-	395	789
	China	1 227	299	-	-
	South Africa	-	-	367 547	206 078
	United States	-	-	28 700	71 263
	Canada	-	-	637 655	290 007
	Brazil	-	-	329 324	141 944
	Germany	-	-	152 815	91 729
	Sweden	-	-	261 810	108 154
	Subtotal	11 379	20 110	1 778 246	909 964
263	Cotton				
	Malaysia	-	-	208 445	37 905
	Pakistan	91 579	40 045	-	-
	Subtotal	91 579	40 045	208 445	37 905
264	Jute And Other Textile Bast Fibres, Nes				
	Hongkong	-	-	110	62
	China	-	-	120	2 142
	Singapore	-	-	71 085	6 427
	India	-	-	18 000	1 547
	Bangladesh	-	-	45 003	4 114
	Subtotal	-	-	134 318	14 292
266	Synthetic Fibres Suitable For Spinning				
	Japan	-	-	37 062	48 871
	Thailand	-	-	206 658	727 434
	Singapore	-	-	8 856	30 996
	Malaysia	-	-	19 772	67 224
	United Kingdom	-	-	25	485
	Italy	-	-	15 442	7 616
	Subtotal	-	-	287 815	882 626
267	Other Man-made Fibres Suitable For Spinning And Waste Of N-n-f				
	Malaysia	7 006	31 423	-	-
	Spain	19 635	32 397	-	-
	Subtotal	26 641	63 820	-	-
268	Wool And Other Animal Hair				
	Singapore	-	-	105	58
	Subtotal	-	-	105	58

Tabel 21. Lanjutan  
Table 21. Continued

Komoditi/Commodity		Ekspor/Export		Impor/Import	
SITC	Negara/Country	Berat Bersih Net Weight (Kg)	Nilai FOB FOB Value (US\$)	Berat Bersih Net Weight (Kg)	Nilai CIF CIF Value (US\$)
(1)	(2)	(4)	(5)	(6)	(7)
269	Old Clothing And Other Old Textile Articles;rags				
	Japan	134	900	40 008	4 011
	Hongkong	395	531	-	-
	Korea,south	4 600	30 000	-	-
	China	561	574	-	-
	Singapore	55	276	-	-
	Malaysia	1 937 929	1 172 196	109 529	22 037
	Vietnam	402	211	-	-
	India	200	801	-	-
	Bangladesh	230	928	-	-
	Sri Lanka	29	184	-	-
	Arab Emirates, United	1 375	7 905	-	-
	Qatar	5 600	33 000	-	-
	Australia	3 259	4 168	-	-
	New Zealand	390	2 135	-	-
	United States	2 998	3 937	-	-
	Canada	1 283	2 007	-	-
	Guatemala	585	8 994	-	-
	United Kingdom	3 822	5 526	-	-
	Netherlands	8 031	7 000	27 584	20 335
	Germany	4 955	4 027	-	-
	Subtotal	1 976 833	1 285 300	177 121	46 383
272	Fertilizers,crude				
	Japan	126 794	9 984	-	-
	China	-	-	16 244 049	839 086
	Singapore	-	-	23 250	35 320
	Malaysia	201 199	28 851	211 669	39 081
	Australia	-	-	23 779 684	4 743 459
	Christmas Islands	-	-	83	260
	United States	-	-	24 538 586	1 783 536
	Belgium	-	-	5 377 193	632 213
	Subtotal	327 993	38 835	70 174 514	8 072 955
273	Stone,sand And Gravel				
	Japan	-	-	1 733 260	45 064
	Hongkong	-	-	63 556	13 573
	Korea,south	-	-	66 000	3 793
	Taiwan	-	-	1 322 800	44 217
	China	-	-	2 748 710	184 217
	Thailand	-	-	249 952 170	50 822 730
	Singapore	8 793 434	774 724	96 000	13 507
	Malaysia	12 927	40 320	6 031 673	422 316
	India	-	-	240 000	50 400
	Arab Emirates, United	-	-	4 264 000	85 010
	United States	-	-	151 000	1 499 999
	France	-	-	57 083	14 606

Tabel 21. Lanjutan  
Table 21. Continued

Komoditi/Commodity		Ekspor/Export		Impor/Import	
SITC	Negara/Country	Berat Bersih Net Weight (Kg)	Nilai FOB FOB Value (US\$)	Berat Bersih Net Weight (Kg)	Nilai CIF CIF Value (US\$)
(1)	(2)	(4)	(5)	(6)	(7)
	Italy	-	-	1 609 944	113 853
	Kyrgyzstan	64 173	205 404	-	-
	Subtotal	8 870 534	1 020 448	268 336 196	53 313 285
274	Sulphur & Unroasted Iron Pyrites				
	Japan	-	-	14 006 153	226 285
	Korea,south	-	-	5 541 600	191 300
	Singapore	-	-	108 000	19 530
	Malaysia	51 727	174 390	-	-
	Australia	-	-	10 333 158	288 555
	Germany	-	-	80 000	24 600
	Subtotal	51 727	174 390	30 068 911	750 270
277	Natural Abrasives,n.e.s				
	Taiwan	-	-	9 246 150	442 371
	Subtotal	-	-	9 246 150	442 371
278	Other Crude Minerals				
	Japan	1 007 413	16 382	36 168 644	694 310
	Hongkong	-	-	161 650	21 078
	Korea,south	-	-	491 353	161 865
	Taiwan	-	-	5 664 916	376 979
	China	-	-	24 980 287	1 617 520
	Thailand	-	-	1 950 510	253 157
	Singapore	-	-	5 489 000	206 180
	Malaysia	-	-	447 423	118 662
	India	-	-	58 040 375	13 588 346
	Batam	-	-	7 519 675	351 968
	Arabia, Saudi	-	-	1 200 970	292 171
	South Africa	-	-	30 836 128	598 176
	Australia	-	-	21 239	3 926
	United States	-	-	4 792 022	340 460
	Canada	-	-	1 562 775	800 029
	United Kingdom	-	-	12 791 375	1 401 015
	Germany	-	-	11 694 025	635 815
	Switzerland	-	-	21 000	3 798
	Spain	228	69	-	-
	Subtotal	1 007 641	16 451	203 833 367	21 465 455
282	Waste And Scrap Metal Of Iron Or Steel				
	Japan	-	-	311 794	114 993
	Korea,south	8 320	4 358	-	-
	Taiwan	-	-	18 007 294	1 273 151
	China	18 719	6 331	-	-
	Singapore	80 639	26 867	36 093 428	3 757 939
	Malaysia	48 980	9 061	-	-
	Batam	-	-	896 600	49 229
	Turkey	-	-	2 086 520	202 040
	Australia	-	-	10 012 820	908 158

Tabel 21. Lanjutan  
Table 21. Continued

Komoditi/Commodity		Ekspor/Export		Impor/Import	
SITC	Negara/Country	Berat Bersih Net Weight (Kg)	Nilai FOB FOB Value (US\$)	Berat Bersih Net Weight (Kg)	Nilai CIF CIF Value (US\$)
(1)	(2)	(4)	(5)	(6)	(7)
	United Kingdom	-	-	118 380	16 416
	Subtotal	156 658	46 617	67 526 836	6 321 926
283	Copper Ores And Concentrates				
	Japan	167	59	-	-
	China	22 890 100	9 201 815	-	-
	Singapore	1 363	1 295	-	-
	Subtotal	22 891 630	9 203 169	-	-
284	Nickel Ores And Concentrates				
	Germany	-	-	48 222	46 211
	Subtotal	-	-	48 222	46 211
285	Aluminium Ores And Concentrates				
	Australia	-	-	62 101 574	12 950 527
	Subtotal	-	-	62 101 574	12 950 527
287	Ores And Concentrates Of Base Metals,n.e.s				
	Taiwan	-	-	120 000	56 796
	Singapore	-	-	22 801 086	1 892 764
	South Africa	-	-	2 507	4 427
	Netherlands	-	-	419 966	263 318
	Subtotal	-	-	23 343 559	2 217 305
288	Non-ferrous Base Metal Waste And Scrap, N.e.s.				
	Singapore	671 524	1 009 552	868 869	1 162 509
	Malaysia	1 856 629	3 076 430	213 237	258 040
	India	7 000 000	3 903 675	-	-
	Pakistan	80	172	-	-
	Arabia, Saudi	-	-	512 857	719 810
	Australia	-	-	514 927	678 048
	New Zealand	-	-	37 760	53 808
	Spain	-	-	17 900	23 091
	Subtotal	9 528 233	7 989 829	2 165 550	2 895 306
291	Crude Animal Materials,n.e.s				
	Korea,south	14 743	13 434	-	-
	China	-	-	28 130	31 452
	Malaysia	72 754	45 951	181 959	136 922
	United States	-	-	125	237
	Netherlands	789	23 670	-	-
	Subtotal	88 286	83 055	210 214	168 611
292	Crude Vegetable Materials,n.e.s				
	Japan	440 178	662 743	7 323	3 558
	Hongkong	39 774	45 628	-	-
	Korea,south	20 034	5 872	238 516	52 664
	Taiwan	530 332	461 739	18 082	4 282
	China	35 651	14 083	129 567	54 828
	Thailand	112 217	493 465	57 390	11 613
	Singapore	10 986 096	2 005 803	21 667	2 277
	Philippines	208 454	137 902	-	-

Tabel 21. Lanjutan  
Table 21. Continued

Komoditi/Commodity		Ekspor/Export		Impor/Import	
SITC	Negara/Country	Berat Bersih Net Weight (Kg)	Nilai FOB FOB Value (US\$)	Berat Bersih Net Weight (Kg)	Nilai CIF CIF Value (US\$)
(1)	(2)	(4)	(5)	(6)	(7)
	Malaysia	3 340 218	1 922 522	190 165	69 241
	Myanmar (burma)	45 990	16 327	50 280	44 836
	Nepal	17 000	7 700	-	-
	India	3 312 022	1 023 893	271 858	78 015
	Pakistan	4 340 850	4 770 717	-	-
	Bangladesh	1 600 725	964 155	-	-
	Sri Lanka	328 400	39 435	-	-
	Iran	-	-	8 228	4 640
	Arabia, Saudi	47	989	-	-
	Lebanon	1 540	351	-	-
	Arab Emirates, United	1 083 295	219 447	20 149	13 819
	Kenya	1 020	2 805	-	-
	Mauritius	2 156	374	-	-
	Australia	10 600	129 596	83 842	29 001
	United States	63 461	184 990	60	16 873
	Cuba	79 351	53 487	-	-
	Colombia	6 288	9 165	-	-
	United Kingdom	210 547	258 257	70	121
	Netherlands	1 541 759	502 768	110 193	23 054
	France	551 983	305 746	-	-
	Germany	489 307	672 162	-	-
	Monaco	9 849	9 082	-	-
	Italy	101 622	233 761	2 679	8 628
	Spain	-	-	32 000	9 600
	Subtotal	29 510 766	15 154 964	1 242 069	427 050
321	Coal,pulverized Or Not				
	Japan	2 000 000	1 796	-	-
	Taiwan	70 402	182 422	-	-
	Thailand	6 161	826	-	-
	Malaysia	1 613	642	-	-
	United Kingdom	28 868	3 244	-	-
	Italy	19 778	2 076	-	-
	Subtotal	2 126 822	191 006	-	-
325	Coke And Semi Coke Of Coal,of Lignite,or Of Peat				
	Hongkong	-	-	44 000	21 780
	China	-	-	1 534 400	308 694
	Subtotal	-	-	1 578 400	330 474
334	Petroleum Products,refined				
	Japan	-	-	166 400	34 944
	Hongkong	-	-	16 444	13 493
	Taiwan	-	-	30 640	23 055
	China	-	-	197 171	71 687
	Singapore	356	290	832 900	437 273
	Malaysia	31 000	42 916	111 872	93 192
	Australia	-	-	159 917	166 592

Tabel 21. Lanjutan  
Table 21. Continued

Komoditi/Commodity		Ekspor/Export		Impor/Import	
SITC	Negara/Country	Berat Bersih Net Weight (Kg)	Nilai FOB FOB Value (US\$)	Berat Bersih Net Weight (Kg)	Nilai CIF CIF Value (US\$)
(1)	(2)	(4)	(5)	(6)	(7)
	United States	-	-	59 200	63 476
	France	-	-	36 886	34 024
	Germany	-	-	13 935	6 677
	Subtotal	31 356	43 206	1 625 365	944 413
335	Residual Petroleum Products, nes And Related Materials				
	Japan	-	-	19 670 265	5 222 401
	Korea, south	-	-	2 224 247	688 160
	Taiwan	-	-	977 705	492 642
	China	-	-	3 929 180	1 005 398
	Singapore	-	-	7 763 572	1 340 766
	Malaysia	-	-	2 485 282	393 064
	Iran	-	-	35 840	8 104
	Arabia, Saudi	-	-	6 547 356	657 397
	Australia	-	-	145 472	35 312
	United States	-	-	10 020 936	2 208 443
	Belgium	-	-	19 500	9 789
	Denmark	-	-	80 000	37 864
	Subtotal	-	-	53 899 355	12 099 340
411	Animal Oils And Fats				
	Japan	1 065 486	275 494	-	-
	Korea, south	-	-	446 134	334 811
	Taiwan	-	-	10 379	5 242
	Malaysia	16 092	2 333	-	-
	India	21 097	7 343	-	-
	United States	3 850	18 287	-	-
	Ecuador	-	-	15 200	11 856
	Peru	-	-	191 642	107 157
	Subtotal	1 106 525	303 457	663 355	459 066
421	Fixed Vegetable Fats And Oils Soft, crude, refined Or Fractioned				
	Japan	-	-	97 794	45 327
	China	-	-	433 879	204 334
	Singapore	3 400	17 480	-	-
	Malaysia	-	-	325 450	179 381
	India	1 520 218	464 155	-	-
	Germany	1 222 376	213 364	-	-
	Sweden	500 000	80 000	-	-
	Spain	3 009 494	486 653	-	-
	Portugal	3 000 000	410 000	-	-
	Romania	23 574	10 839	-	-
	Subtotal	9 279 062	1 682 491	857 123	429 042
422	Fixed Vegetable Fats And Oils Solid, crude, refined/fractioned				
	Japan	3 255 650	795 543	-	-
	Hongkong	7 382 476	1 716 675	-	-
	Taiwan	7 124 300	1 558 347	-	-
	China	57 016 519	13 704 184	3 898	2 097

Tabel 21. Lanjutan  
Table 21. Continued

Komoditi/Commodity		Ekspor/Export		Impor/Import	
SITC	Negara/Country	Berat Bersih Net Weight (Kg)	Nilai FOB FOB Value (US\$)	Berat Bersih Net Weight (Kg)	Nilai CIF CIF Value (US\$)
(1)	(2)	(4)	(5)	(6)	(7)
	Papua New Guinea	19 725 000	4 817 720	-	-
	Singapore	87 133 756	19 224 495	-	-
	Malaysia	19 538 630	4 400 955	247 605	100 423
	Myanmar (burma)	8 040 000	1 737 960	-	-
	Vietnam	14 507 000	2 646 917	-	-
	India	328 662 168	74 767 908	-	-
	Pakistan	133 765 460	32 393 382	-	-
	Bangladesh	208 153 037	46 634 984	-	-
	Sri Lanka	7 350 000	1 825 837	-	-
	Arabia, Saudi	7 391 000	1 740 362	-	-
	Jordan	9 512 960	2 681 608	-	-
	Yemen	23 912 240	5 590 721	-	-
	Syria	7 237 392	1 915 234	-	-
	Turkey	85 127 703	19 467 796	-	-
	Egypt	57 765 408	13 656 768	-	-
	Morocco	22 045 000	7 452 200	-	-
	Tunisia	45 593 178	9 560 052	-	-
	Algeria	3 540 000	834 300	-	-
	Sudan	28 023 383	5 741 557	-	-
	Tanzania	39 506 307	8 788 118	-	-
	Mozambique	17 185 000	3 575 225	-	-
	Togo	9 870 000	1 883 775	-	-
	Liberia	19 219 413	3 268 793	-	-
	Cameroon	4 000 000	1 135 000	-	-
	Nigeria	9 731 000	2 486 265	-	-
	Ivory Coast	4 999 300	1 243 776	-	-
	Senegal	23 730 000	5 595 500	-	-
	Benin	1 575 000	315 000	-	-
	New Zealand	7 075 000	1 970 500	-	-
	United States	11 569 000	3 000 270	-	-
	Mexico	116 044 363	25 278 979	-	-
	Nicaragua	9 249 057	1 975 800	-	-
	Brazil	50 000	12 250	-	-
	Ecuador	2 210 000	453 645	-	-
	Costa Rica	898 000	341 240	-	-
	United Kingdom	2 570 000	579 150	-	-
	Netherlands	153 062 936	36 599 920	-	-
	France	35 987 575	7 580 420	-	-
	Germany	309 485 697	69 588 064	18 620	5 586
	Belgium	3 475 000	940 625	-	-
	Italy	173 989 300	40 848 222	-	-
	Spain	106 166 996	22 497 039	-	-
	Portugal	39 377 009	8 721 962	-	-
	Greece	50 197 792	10 445 567	-	-
	Poland	26 070 000	5 565 469	-	-



Tabel 21. Lanjutan  
Table Continued

Komoditi/Commodity		Ekspor/Export		Impor/Import	
SITC	Negara/Country	Berat Bersih Net Weight (Kg)	Nilai FOB FOB Value (US\$)	Berat Bersih Net Weight (Kg)	Nilai CIF CIF Value (US\$)
(1)	(2)	(4)	(5)	(6)	(7)
	Bulgaria	8 499 000	2 294 342	-	-
	Ukraine	3 300 000	806 700	-	-
	Latvia	6 634 979	2 107 799	-	-
	South Georgia And The South Sa	550 000	112 750	-	-
	Russian Federation	13 482 482	2 860 349	-	-
	Subtotal	2 401 562 466	547 738 019	270 123	108 106
431	Animal And Vegetable Oil And Fat Processed And Wax Of Animal/veg.				
	Japan	3 649 125	2 029 119	-	-
	Hongkong	4 624 823	1 486 998	-	-
	Korea,south	1 947 646	866 237	-	-
	Taiwan	7 152 538	2 306 026	-	-
	China	8 919 552	3 169 256	-	-
	Thailand	9 080 045	3 102 560	-	-
	Singapore	11 440 332	3 549 494	21 296	9 343
	Philippines	1 749 242	584 839	-	-
	Malaysia	648 000	76 856	235 808	98 499
	Myanmar (burma)	337 586	114 916	-	-
	Vietnam	518 082	166 212	-	-
	India	25 484 537	4 691 462	-	-
	Pakistan	3 250 073	747 604	-	-
	Sri Lanka	36 000	11 928	-	-
	Batam	-	-	40 734	19 284
	Iran	565 998	201 624	-	-
	Arabia, Saudi	347 998	134 584	-	-
	Kuwait	120 000	64 500	-	-
	Jordan	394 920	152 478	-	-
	Oman	80 000	27 600	-	-
	Syria	180 005	64 862	-	-
	Turkey	956 834	343 927	-	-
	Arab Emirates, United	113 480	39 019	-	-
	Egypt	1 046 443	487 598	-	-
	Morocco	1 580 000	622 500	-	-
	Tunisia	3 430 500	147 666	-	-
	Algeria	1 540 000	607 400	-	-
	Tanzania	500 000	112 500	-	-
	Kenya	1 500 000	233 775	-	-
	Mozambique	2 000 000	281 499	-	-
	Liberia	200 000	69 600	-	-
	Nigeria	524 480	191 429	-	-
	Sierra Leone	200 000	76 000	-	-
	Ivory Coast	147 500	47 172	-	-
	Senegal	49 500	17 303	-	-
	South Africa	1 811 427	642 563	-	-
	Australia	49 500	23 189	-	-
	New Zealand	275 000	123 750	-	-

Tabel 21. Lanjutan  
Table 21. Continued

Komoditi/Commodity		Ekspor/Export		Impor/Import	
SITC	Negara/Country	Berat Bersih Net Weight (Kg)	Nilai FOB FOB Value (US\$)	Berat Bersih Net Weight (Kg)	Nilai CIF CIF Value (US\$)
(1)	(2)	(4)	(5)	(6)	(7)
	Tokelau	100 000	38 700	-	-
	United States	4 178 443	1 073 205	10 252	7 293
	Canada	225 380	87 506	-	-
	Mexico	89 592	36 545	-	-
	Guatemala	155 999	63 836	-	-
	Panama	9 501	3 584	-	-
	Chile	447 048	173 489	-	-
	Venezuela	58 222	24 095	-	-
	Colombia	16 500	5 610	-	-
	Ecuador	148 500	60 812	-	-
	Peru	41 263	14 690	-	-
	United Kingdom	312 388	139 228	-	-
	Netherlands	7 500 358	1 717 452	-	-
	France	6 685 12	223 479	-	-
	Germany	5 382 421	1 319 783	-	-
	Belgium	281 000	94 039	-	-
	Switzerland	-	-	820	3 644
	Spain	13 289 987	2 693 090	-	-
	Portugal	1 011 436	375 497	-	-
	Greece	1 200 000	407 770	-	-
	Romania	930 019	232 875	-	-
	Bulgaria	236 793	88 775	-	-
	Kyrgyzstan	220 000	105 915	-	-
	Ukraine	476 294	173 960	-	-
	Uzbekistan	80 000	32 900	-	-
	Slovenia	160 000	44 053	-	-
	Russian Federation	240 000	88 115	-	-
	Subtotal	133 910 822	36 935 048	308 910	138 063
511	Hydrocarbon,n.e.s And Their Halogenated,nitrated Derivatives				
	Japan	-	-	68	83
	Korea,south	-	-	2 247 652	788 053
	Taiwan	-	-	451 716	99 782
	China	-	-	9 744	6 960
	Singapore	-	-	56 720	19 320
	Malaysia	-	-	274 190	84 905
	United States	-	-	101 000	9 630
	Netherlands Antilles	-	-	731 000	107 732
	United Kingdom	-	-	175 114	60 813
	France	-	-	18 707	18 095
	Germany	-	-	241 000	30 672
	Belgium	-	-	12 173	6 850
	Subtotal	-	-	4 319 084	1 232 895
512	Alcohols,phenols,phenol-alcohols And Their Halogenated				
	Japan	1 095 126	269 560	142 195	165 463
	Hongkong	1 248 411	1 126 714	-	-

Tabel 21. Lanjutan  
Table 21. Continued

Komoditi/Commodity		Ekspor/Export		Impor/Import	
SITC	Negara/Country	Berat Bersih Net Weight (Kg)	Nilai FOB FOB Value (US\$)	Berat Bersih Net Weight (Kg)	Nilai CIF CIF Value (US\$)
(1)	(2)	(4)	(5)	(6)	(7)
	Korea,south	224 230	227 438	2 053 319	353 261
	Taiwan	1 708 143	1 172 164	12 000	15 600
	China	813 111	684 387	3 060 406	767 708
	Thailand	1 843 171	1 501 728	-	-
	Singapore	255 564	271 902	5 292 426	1 170 830
	Malaysia	272 000	247 876	5 367 103	1 446 628
	Vietnam	123 430	122 484	-	-
	India	153 924	106 345	78 790	45 274
	Pakistan	60 000	49 181	-	-
	Bangladesh	80 000	88 054	-	-
	Sri Lanka	20 000	14 599	-	-
	Batam	-	-	4 793 945	757 935
	Iran	140 000	120 064	-	-
	Arabia, Saudi	123 020	111 236	761 000	101 991
	Kuwait	40 000	35 600	-	-
	Syria	91 907	70 875	-	-
	Arab Emirates, United	40 000	24 000	-	-
	Egypt	180 000	158 174	-	-
	Sudan	3 272 080	962 191	-	-
	Ethiopia	1 020 000	132 600	-	-
	Cameroon	80 000	48 000	-	-
	Nigeria	478 315	421 033	-	-
	South Africa	20 000	12 000	-	-
	Australia	672 000	442 646	-	-
	United States	422 401	346 221	119 586	198 867
	Canada	327 000	284 435	-	-
	Chile	205 570	188 553	-	-
	Venezuela	14 201	10 799	-	-
	Argentina	60 000	53 777	-	-
	Brazil	90 715	62 102	-	-
	Uruguay	136 000	107 611	-	-
	Ecuador	40 000	34 200	-	-
	Dominican Republic	20 000	21 024	-	-
	United Kingdom	75 000	70 509	-	-
	Netherlands	-	-	89 502	66 984
	France	-	-	6 924	31 975
	Germany	198 150	222 793	45 195	101 097
	Belgium	20 000	20 673	3 000	48 000
	Switzerland	60 000	55 374	2 728 895	559 371
	Spain	475 690	431 249	-	-
	Bulgaria	20 000	15 650	-	-
	Russian Federation	40 000	33 156	-	-
	Subtotal	16 259 159	10 378 977	24 554 286	5 830 984
513	Carboxylic Acids, and Their Anhydrides, halides, peroxides				
	Japan	942 529	527 573	-	-

Tabel 21. Lanjutan  
Table 21. Continued

Komoditi/Commodity		Ekspor/Export		Impor/Import	
SITC	Negara/Country	Berat Bersih Net Weight (Kg)	Nilai FOB FOB Value (US\$)	Berat Bersih Net Weight (Kg)	Nilai CIF CIF Value (US\$)
(1)	(2)	(4)	(5)	(6)	(7)
	Hongkong	1 203 601	559 887	-	-
	Korea,south	2 986 131	1 508 576	41	155
	Taiwan	4 710 187	1 601 979	442 648	205 508
	China	7 089 993	2 535 699	166 713	122 950
	Thailand	7 167 405	2 383 249	-	-
	Singapore	183 647	51 516	53 956	36 022
	Philippines	862 855	268 962	-	-
	Malaysia	1 146 001	447 604	380 874	307 572
	Vietnam	725 171	238 716	-	-
	India	839 609	372 496	-	-
	Pakistan	16 500	5 043	-	-
	Bangladesh	33 500	10 749	-	-
	Sri Lanka	17 000	5 658	-	-
	Batam	-	-	16 249	16 467
	Iran	20 113	6 906	-	-
	Arabia, Saudi	16 500	5 430	-	-
	Jordan	17 000	5 480	-	-
	Lebanon	48 000	25 607	-	-
	Turkey	596 000	182 410	-	-
	Egypt	16 500	5 187	-	-
	Morocco	33 000	10 770	-	-
	Tunisia	21 079	6 538	-	-
	Eritrea	16 500	5 397	-	-
	Kenya	40 500	12 345	-	-
	Togo	496 000	143 761	-	-
	Ghana	566 593	170 575	-	-
	Nigeria	16 500	4 950	-	-
	Ivory Coast	115 500	34 361	-	-
	Senegal	82 500	31 020	-	-
	South Africa	642 143	260 829	-	-
	Zimbabwe	65 713	18 876	-	-
	Australia	338 802	165 747	1	1
	New Zealand	33 000	14 090	-	-
	United States	1 142 793	460 546	48 800	27 806
	Canada	418 032	174 058	-	-
	Mexico	362 851	121 648	-	-
	Chile	16 500	5 406	-	-
	Brazil	53 272	25 705	-	-
	Colombia	115 500	40 987	-	-
	Ecuador	147 736	54 312	-	-
	Dominican Republic	33 000	11 677	-	-
	United Kingdom	279 744	164 966	61 944	14 148
	Netherlands	324 174	140 037	-	-
	France	153 390	121 408	4	85
	Germany	368 648	252 142	29 464	13 142

Tabel 21. Lanjutan  
Table 21. Continued

Komoditi/Commodity		Ekspor/Export		Impor/Import	
SITC	Negara/Country	Berat Bersih Net Weight (Kg)	Nilai FOB FOB Value (US\$)	Berat Bersih Net Weight (Kg)	Nilai CIF CIF Value (US\$)
(1)	(2)	(4)	(5)	(6)	(7)
	Austria	-	-	1 125	1 802
	Belgium	291 958	109 391	-	-
	Switzerland	16 500	6 044	-	-
	Norway	760 123	359 473	-	-
	Italy	154 153	77 279	6 000	35 190
	Spain	462 678	166 868	-	-
	Bulgaria	232 917	75 034	-	-
	Russian Federation	113 244	35 506	-	-
	Subtotal	36 553 285	14 030 473	1 207 819	780 848
514	Nitrogen-function Compounds				
	Japan	118 500	75 523	57 725	469 613
	Korea,south	15 000	12 382	171 666	152 390
	China	168 610	140 746	102 142	119 440
	Thailand	167 600	125 624	23 476	39 360
	Singapore	-	-	91 028	243 606
	Malaysia	-	-	52 650	414 041
	India	-	-	62 500	636 474
	Batam	-	-	113 118	67 514
	Kenya	10 000	7 212	-	-
	United States	30 000	22 913	352 270	433 999
	Canada	-	-	24 000	16 800
	Mexico	-	-	21 614	12 895
	Argentina	39 860	41 805	-	-
	United Kingdom	-	-	338 709	264 965
	Netherlands	14 000	8 970	26 062	31 841
	France	-	-	23 197	55 925
	Germany	-	-	81 413	131 591
	Belgium	-	-	222 080	287 730
	Switzerland	27 500	17 375	-	-
	Italy	-	-	74 802	194 450
	Spain	-	-	40 000	32 400
	Romania	-	-	16 000	9 120
	Czech Republic	-	-	31 376	40 985
	Subtotal	591 070	452 550	1 925 828	3 655 139
515	Organo-inorganic And Heterocyclic Compounds				
	Japan	-	-	55 392	20 693
	Korea,south	-	-	16 610	29 700
	Taiwan	-	-	66 203	147 606
	China	-	-	272 709	516 127
	Singapore	-	-	36 682	80 500
	Malaysia	-	-	319 298	683 045
	India	-	-	336 277	790 639
	Arabia, Saudi	-	-	20 500	9 430
	United States	-	-	551 898	1 881 808
	Canada	-	-	858	2 050

Tabel 21. Lanjutan  
Table 21. Continued

Komoditi/Commodity		Ekspor/Export		Impor/Import	
SITC	Negara/Country	Berat Bersih Net Weight (Kg)	Nilai FOB FOB Value (US\$)	Berat Bersih Net Weight (Kg)	Nilai CIF CIF Value (US\$)
(1)	(2)	(4)	(5)	(6)	(7)
	United Kingdom	-	-	596 890	3 673 200
	Netherlands	-	-	50 259	177 360
	France	-	-	121 560	489 546
	Germany	-	-	196 105	392 758
	Belgium	-	-	511 769	915 676
	Norway	-	-	13 931	39 040
	Italy	-	-	63 033	178 310
	Subtotal	-	-	3 229 974	10 027 488
516	Other Organic Chemicals				
	Japan	-	-	11 999	27 856
	Taiwan	-	-	55 526	48 364
	Singapore	-	-	435 996	208 936
	Malaysia	40 743	39 928	63 136	79 307
	United States	-	-	22 846	56 964
	Canada	750	2 337	-	-
	United Kingdom	-	-	9 360	36 608
	Netherlands	-	-	60	10 200
	Germany	-	-	8 782	1 447
	Subtotal	41 493	42 265	607 705	469 682
522	Inorganic Chemical Elements,oxides And Halogen Salts				
	Japan	-	-	2 040 461	690 238
	Hongkong	-	-	78 400	19 992
	Korea,south	-	-	1 658 485	863 966
	Taiwan	172 800	8 409	1 622 138	1 203 859
	China	-	-	4 228 305	2 294 157
	Mongolia	-	-	240 000	44 863
	Thailand	-	-	488 555	166 131
	Singapore	14 577 571	250 528	817 008	428 630
	Malaysia	215 291	24 942	2 979 921	1 047 267
	India	-	-	1 252 052	390 655
	Iran	-	-	233 360	229 490
	Arabia, Saudi	-	-	22 000	39 905
	Mauritius	413 412	24 071	-	-
	Australia	-	-	1 147 312	412 409
	United States	100 200	12 466	589 230	236 515
	Canada	-	-	137 878	15 094
	Mexico	33 000	11 979	15 500	9 865
	United Kingdom	-	-	209 907	80 788
	Netherlands	-	-	60 800	12 836
	France	-	-	1 255 200	143 630
	Germany	-	-	158 104	246 381
	Austria	-	-	42 000	9 240
	Belgium	-	-	72 088	22 495
	Italy	-	-	199 639	47 293
	Spain	-	-	714	2 332

Tabel 21. Lanjutan  
Table Continued

Komoditi/Commodity		Ekspor/Export		Impor/Import	
SITC	Negara/Country	Berat Bersih Net Weight (Kg)	Nilai FOB FOB Value (US\$)	Berat Bersih Net Weight (Kg)	Nilai CIF CIF Value (US\$)
(1)	(2)	(4)	(5)	(6)	(7)
	Subtotal	15 512 274	332 395	19 549 057	8 658 031
523	Metallic Salts And Peroxysalts				
	Japan	69 000	22 637	564 821	98 962
	Hongkong	-	-	253 681	66 471
	Korea,south	-	-	6 904 551	960 283
	Taiwan	247 500	83 350	2 820 015	483 360
	China	-	-	9 187 320	2 280 887
	Thailand	-	-	2 894 565	598 035
	Singapore	-	-	9 651 915	1 282 909
	Malaysia	-	-	4 004 185	781 304
	India	-	-	514 340	134 653
	Batam	-	-	119 279	12 862
	Kuwait	-	-	69 600	5 455
	Turkey	-	-	36 500	18 142
	Arab Emirates, United	-	-	405 000	12 317
	Qatar	-	-	1 508 000	166 873
	South Africa	-	-	124 350	44 301
	Australia	-	-	442 700	39 163
	United States	-	-	2 042 657	538 000
	Nicaragua	-	-	107 500	34 937
	France	-	-	36 000	12 960
	Germany	-	-	1 194 710	218 640
	Austria	-	-	20 000	5 245
	Belgium	-	-	84 000	24 360
	Switzerland	-	-	124 758	20 485
	Norway	-	-	95 670	24 024
	Bulgaria	-	-	2 123 000	289 694
	Subtotal	316 500	105 987	45 329 117	8 154 322
524	Other Inorganic Chemicals;chemical Compound Of Precious Metals				
	Hongkong	-	-	40 320	11 721
	Korea,north	-	-	98 000	37 730
	Korea,south	-	-	700 766	284 850
	Taiwan	20 000	22 670	199 500	78 204
	China	-	-	693 801	226 297
	Germany	-	-	252 000	92 484
	Subtotal	20 000	22 670	1 984 387	731 286
525	Radio-active And Associated Material				
	Malaysia	-	-	5	106
	Subtotal	-	-	5	106
531	Synthetic Org.colouring Matter				
	Japan	12 000	6 400	31 354	46 865
	Taiwan	-	-	22 003 143	3 440 988
	China	-	-	22 049	20 783
	Singapore	-	-	43 488	6 408
	Malaysia	12 000	6 375	12 529 848	2 162 948

Tabel 21. Lanjutan  
Table 21. Continued

Komoditi/Commodity		Ekspor/Export		Impor/Import	
SITC	Negara/Country	Berat Bersih Net Weight (Kg)	Nilai FOB FOB Value (US\$)	Berat Bersih Net Weight (Kg)	Nilai CIF CIF Value (US\$)
(1)	(2)	(4)	(5)	(6)	(7)
	India	10	28	-	-
	South Africa	60 000	55 200	-	-
	Australia	-	-	3	281
	United States	-	-	1 580	10 123
	France	-	-	15	227
	Germany	-	-	14 632	63 190
	Spain	-	-	4 358	3 077
	Subtotal	84 010	68 003	34 650 470	5 754 890
532	Dyeing And Tanning Extracts, and Synthetic Tanning Materials				
	Taiwan	10 000 000	1 120 000	-	-
	Thailand	182 064	6 591	-	-
	Singapore	129 267	13 087	-	-
	Malaysia	114 791	43 623	11 000 000	1 419 000
	India	5 327 785	675 607	5 500 000	715 000
	Pakistan	3 326 827	4 587 053	-	-
	Bangladesh	509 035	493 041	-	-
	South Africa	-	-	5 751 794	766 578
	United States	-	-	15 000	12 600
	Mexico	-	-	15 000	11 700
	Costa Rica	485 829	646 348	-	-
	Subtotal	20 075 598	7 585 350	22 281 794	2 924 878
533	Pigments, paints, varnishes And Related Materials				
	Japan	12 000	6 415	93 076	123 748
	Hongkong	-	-	131 646	94 047
	Korea, south	-	-	22 364	11 946
	Taiwan	-	-	231 241	382 072
	China	-	-	287 796	297 490
	Thailand	-	-	21 515	4 010
	Singapore	-	-	396 350	484 482
	Malaysia	68 749	63 582	746 303	567 378
	India	-	-	300 366	141 715
	Arabia, Saudi	-	-	122	1 691
	Australia	-	-	380	5 064
	United States	-	-	9 871	15 501
	United Kingdom	-	-	39 663	114 629
	Netherlands	-	-	37 788	33 802
	Germany	-	-	87 783	105 128
	Belgium	-	-	37 794	19 812
	Spain	-	-	11	173
	Portugal	-	-	42 746	35 727
	Subtotal	80 749	69 997	2 486 815	2 438 415
541	Medicinal & Pharmaceutical Prod.				
	Taiwan	-	-	181	8 444
	China	-	-	6 329	2 000
	Malaysia	218 434	79 043	79 785	304 625



Tabel 21. Lanjutan  
Table 21. Continued

Komoditi/Commodity		Ekspor/Export		Impor/Import	
SITC	Negara/Country	Berat Bersih Net Weight (Kg)	Nilai FOB FOB Value (US\$)	Berat Bersih Net Weight (Kg)	Nilai CIF CIF Value (US\$)
(1)	(2)	(4)	(5)	(6)	(7)
	Pakistan	19 340	18 723	-	-
	Bulgaria	-	-	51	1 412
	Subtotal	237 774	97 766	86 346	316 481
542	Medicaments Incl. veterinari Med.				
	Taiwan	-	-	914	280
	Malaysia	365 683	403 159	44 805	37 397
	Germany	-	-	5 445	9 645
	Latvia	164	352	-	-
	Russian Federation	284	551	-	-
	Subtotal	366 131	404 062	51 164	47 322
551	Essential Oils,perfume And Flavour Materials				
	Japan	26 308	413 950	243	1 286
	Hongkong	17 559	127 471	102 787	253 971
	China	63 672	472 697	11 505	148 110
	Singapore	448 391	2 227 188	49 147	315 304
	Malaysia	304 913	3 983 234	1 251	773
	India	557 265	7 658 580	1 200	28 679
	Pakistan	500	7 800	-	-
	Arab Emirates, United	15 723	52 395	-	-
	South Africa	11 785	236 836	-	-
	Australia	28 704	32 262	-	-
	United States	259 200	1 927 564	4 090	36 929
	Brazil	16 666	301 879	-	-
	Costa Rica	7 449	216 286	-	-
	United Kingdom	375 050	6 535 685	37	2 047
	Netherlands	76 816	1 071 966	-	-
	France	226 019	3 701 618	-	-
	Germany	163 038	3 143 198	36 400	226 545
	Switzerland	66 351	1 175 134	730	3 291
	Finland	11 158	166 425	-	-
	Italy	42 775	1 086 884	-	-
	Spain	73 624	1 553 876	6 000	21 550
	Greece	5 000	74 600	-	-
	Subtotal	2 797 971	36 167 528	213 390	1 038 485
553	Perfumery,cosmetics And Toilet Preparations				
	Japan	43 525	93 743	43	55
	Hongkong	-	-	2 023	29 710
	Taiwan	-	-	20 336	90 008
	China	-	-	46 037	244 505
	Papua New Guinea	10 957	7 155	-	-
	Singapore	-	-	27 321	294 800
	Malaysia	54 044 601	1 779 179	23 923	151 111
	Vietnam	-	-	10 068	2 565
	Lebanon	3 134	2 150	-	-
	United States	100	8 421	-	-

Tabel 21. Lanjutan  
Table Continued

Komoditi/Commodity		Ekspor/Export		Impor/Import	
SITC	Negara/Country	Berat Bersih Net Weight (Kg)	Nilai FOB FOB Value (US\$)	Berat Bersih Net Weight (Kg)	Nilai CIF CIF Value (US\$)
(1)	(2)	(4)	(5)	(6)	(7)
	Subtotal	54 102 317	1 890 648	129 751	812 754
554	Soap,cleansing And Polishing Preparation				
	Japan	-	-	122 885	208 621
	Hongkong	-	-	30 396	114 479
	Korea,south	-	-	38 722	182 874
	Taiwan	-	-	155 615	56 882
	China	-	-	30 265	10 577
	Singapore	75 365	29 179	167 710	130 790
	Philippines	-	-	8 267	26 125
	Malaysia	2 484 429	1 175 699	377 830	152 384
	Cambodia	74 327	34 924	-	-
	Nepal	96 169	112 443	-	-
	India	10 800	18 600	-	-
	Pakistan	5 760	39 553	-	-
	Sri Lanka	23 040	19 512	-	-
	Batam	-	-	321	2 124
	Iraq	2 172 089	458 312	-	-
	Kuwait	1 880 376	866 855	-	-
	Lebanon	1 014 900	482 077	-	-
	Yemen	256 801	76 595	-	-
	Arab Emirates, United	4 050 736	1 777 883	-	-
	Bahrain	1 756 716	740 362	-	-
	Egypt	39 000	19 500	-	-
	Sudan	11 520	10 325	-	-
	Madagascar	361 922	153 447	-	-
	Liberia	2 526 719	1 085 253	-	-
	Angola	149 250	60 778	-	-
	Congo	495 193	247 304	-	-
	Nigeria	533 559	330 787	-	-
	Benin	23 040	20 600	-	-
	Mauritius	231 713	74 611	-	-
	Australia	-	-	31 722	173 583
	Fiji	205 610	76 611	-	-
	United States	-	-	110 796	126 965
	Mexico	-	-	5 000	26 000
	Germany	-	-	4 041	18 237
	Belgium	-	-	27 349	55 796
	Sweden	-	-	1 392	688
	Subtotal	18 529 034	7 911 210	1 112 311	1 286 125
562	Fertilizers,manufactured				
	Japan	40 000	6 540	218 761	52 439
	Korea,south	-	-	10 849 730	1 398 060
	Taiwan	134 392	17 283	780 876	191 681
	China	75 000	1 500	60 982 207	6 246 423
	Thailand	54 000	43 810	6 600 000	740 625

Tabel 21. Lanjutan  
Table 21. Continued

Komoditi/Commodity		Ekspor/Export		Impor/Import	
SITC	Negara/Country	Berat Bersih Net Weight (Kg)	Nilai FOB FOB Value (US\$)	Berat Bersih Net Weight (Kg)	Nilai CIF CIF Value (US\$)
(1)	(2)	(4)	(5)	(6)	(7)
	Singapore	-	-	3 879 000	544 023
	Malaysia	122 533	19 894	63 144 384	6 576 761
	Jordan	-	-	14 195 141	2 059 438
	Egypt	-	-	3 167 500	164 202
	Burkina Faso	-	-	5 600 000	249 200
	Australia	-	-	5 000 000	630 000
	American Samoa	-	-	79 800	19 950
	United States	-	-	4 152 396	241 753
	Canada	-	-	6 051 628	804 848
	Mexico	-	-	5	2 115
	Netherlands	-	-	18 309 320	2 397 659
	France	-	-	900	952
	Germany	-	-	79 382 361	9 378 291
	Belgium	-	-	4 130 433	590 786
	Denmark	-	-	2 346 039	388 775
	Norway	-	-	1 306 200	180 508
	Ukraine	-	-	119 921	16 069
	Lithuania	-	-	130 000	34 450
	Russian Federation	-	-	92 495 567	11 340 360
	Subtotal	425 925	89 027	382 922 169	44 249 368
571	Polymers Of Ethylene,primary Forms				
	Japan	-	-	353 231	212 834
	Korea,south	-	-	221 280	130 924
	Taiwan	-	-	33 000	14 836
	China	19 620	31 882	21 100	12 779
	Thailand	-	-	356 900	279 736
	Singapore	3 030 000	428 300	904 993	682 355
	Malaysia	750 803	262 489	524 000	303 757
	Batam	-	-	115 374	159 436
	Arabia, Saudi	-	-	446 368	368 577
	Kuwait	-	-	410 550	363 794
	Qatar	-	-	354 600	301 297
	United States	-	-	290 641	195 248
	Subtotal	3 800 423	722 671	4 032 037	3 025 573
572	Polimers Of Styrene,primary Form				
	Hongkong	520 000	82 500	-	-
	Taiwan	-	-	74 000	54 640
	Thailand	-	-	127 876	87 797
	Singapore	-	-	55 754	86 811
	Malaysia	1 700 000	279 000	-	-
	United Kingdom	-	-	2 898	543
	Subtotal	2 220 000	361 500	260 528	229 791
573	Polimers Of Vinyl Chloride,prmry				
	Japan	-	-	4 686	1 786
	Korea,south	-	-	19 000	10 640

Tabel 21. Lanjutan  
Table 21. Continued

Komoditi/Commodity		Ekspor/Export		Impor/Import	
SITC	Negara/Country	Berat Bersih Net Weight (Kg)	Nilai FOB FOB Value (US\$)	Berat Bersih Net Weight (Kg)	Nilai CIF CIF Value (US\$)
(1)	(2)	(4)	(5)	(6)	(7)
	Taiwan	-	-	88 566	52 774
	Singapore	1 155 000	215 400	4 564	675
	Malaysia	15 160	1 894	366 824	185 268
	Subtotal	1 170 160	217 294	483 640	251 143
574	Poliacetals, polycarbon, primary				
	Japan	-	-	7 260	28 617
	Korea, south	-	-	37 345	16 503
	Taiwan	-	-	65 600	63 839
	China	-	-	269 683	314 715
	Singapore	-	-	339 493	290 925
	Malaysia	-	-	113 608	47 856
	United States	-	-	50 280	23 319
	United Kingdom	-	-	50 400	13 113
	France	-	-	614	821
	Subtotal	-	-	934 283	799 708
575	Other Plastics In Primary Forms				
	Japan	14 220	2 290	426 723	633 098
	Hongkong	24 000	8 400	16 692	64 818
	Korea, south	-	-	716 481	371 105
	Taiwan	-	-	160 661	201 270
	China	-	-	34 260	103 589
	Thailand	49 195	15 394	167 123	99 219
	Singapore	12 000	4 800	1 010 799	767 182
	Malaysia	-	-	494 136	281 662
	South Africa	-	-	115 000	67 480
	Australia	-	-	79 933	62 632
	United States	-	-	559 468	679 039
	United Kingdom	1 000 000	147 500	89 297	184 932
	Netherlands	-	-	190	5
	France	-	-	3 058	13 592
	Germany	-	-	78 276	42 858
	Belgium	-	-	47 000	27 940
	Sweden	-	-	110 040	177 137
	Subtotal	1 099 415	178 384	4 109 137	3 777 558
579	Waste And Scrap Of Plastics				
	Hongkong	134 000	76 604	-	-
	Malaysia	71 732	118 157	-	-
	India	1 137 835	405 362	-	-
	Subtotal	1 343 567	600 123	-	-
581	Tubes, pipes And Hoses Of Plastic				
	Japan	-	-	1 079	430
	Hongkong	-	-	20 000	24 900
	Korea, south	-	-	23	127
	Taiwan	-	-	17 744	26 890
	China	-	-	820 488	162 876

Tabel 21. Lanjutan  
Table 21. Continued

Komoditi/Commodity		Ekspor/Export		Impor/Import	
SITC	Negara/Country	Berat Bersih Net Weight (Kg)	Nilai FOB FOB Value (US\$)	Berat Bersih Net Weight (Kg)	Nilai CIF CIF Value (US\$)
(1)	(2)	(4)	(5)	(6)	(7)
	Singapore	21 000	3 342	61 703	47 711
	Malaysia	3 106 236	408 554	27 809	52 114
	Swaziland	-	-	2 201	1 653
	Australia	-	-	1 018	10 922
	United States	-	-	9 237	6 746
	Italy	-	-	17 198	13 006
	Subtotal	3 127 236	411 896	978 500	347 375
582	Plates,sheets,film Of Plastics				
	Japan	-	-	90 299	20 390
	Hongkong	-	-	12 329	5 340
	Taiwan	-	-	504 826	141 207
	China	-	-	3 347	25 472
	Thailand	-	-	79 954	25 453
	Singapore	21 001	14 840	157 067	34 635
	Malaysia	1 122	9 008	196 299	114 857
	United States	-	-	152	140
	Netherlands	-	-	2 257	1 102
	Germany	-	-	1 121	8 911
	Poland	3	21	-	-
	Subtotal	22 126	23 869	1 047 651	377 507
583	Monofilament,rods,of Plastics				
	Malaysia	-	-	8 161	96 673
	Brunei Darussalam	14 750	1 175	-	-
	Australia	-	-	24 307	28 025
	Subtotal	14 750	1 175	32 468	124 698
591	Disinfectants,insecticides, fungicides,etc Put In Forms				
	Japan	-	-	21 298	7 348
	Hongkong	57 087	45 384	-	-
	Taiwan	311 768	428 252	-	-
	China	164 214	860 087	-	-
	Thailand	67 273	560 826	-	-
	Singapore	6 018	101 968	-	-
	Philippines	574 909	2 283 412	-	-
	Malaysia	561 153	3 169 822	20 925	9 590
	Vietnam	316 703	1 749 071	-	-
	Pakistan	27 289	143 618	-	-
	South Africa	4 938	60 952	-	-
	United States	-	-	114 124	107 321
	Brazil	1 003	17 020	-	-
	United Kingdom	13 349	50 370	33 947	77 374
	Netherlands	70	5 937	-	-
	Subtotal	2 105 774	9 476 719	190 294	201 633
592	Starches,inulin And Wheat Gluten Albuminoidal Substances;glues				
	Japan	-	-	19 300	65 208
	Korea,north	-	-	2 378	5 921

Tabel 21. Lanjutan  
Table 21. Continued

Komoditi/Commodity		Ekspor/Export		Impor/Import	
SITC	Negara/Country	Berat Bersih Net Weight (Kg)	Nilai FOB FOB Value (US\$)	Berat Bersih Net Weight (Kg)	Nilai CIF CIF Value (US\$)
(1)	(2)	(4)	(5)	(6)	(7)
	Korea,south	-	-	823 920	297 597
	Taiwan	129 057	128 297	35 063	57 226
	China	-	-	217 571	178 985
	Thailand	-	-	229 629	100 491
	Singapore	-	-	239 089	93 077
	Malaysia	59 009	14 364	349 067	504 358
	Pakistan	-	-	20 700	13 945
	Australia	-	-	210 084	90 885
	New Zealand	-	-	308 800	148 608
	United States	-	-	399 392	248 800
	Netherlands Antilles	-	-	25 000	109 950
	United Kingdom	-	-	17 073	12 961
	Netherlands	-	-	125 953	79 474
	France	-	-	165 060	123 291
	Germany	-	-	122 951	60 832
	Belgium	-	-	65 022	51 606
	Denmark	-	-	91	403
	Norway	-	-	41	514
	Sweden	-	-	22 784	55 947
	Subtotal	188 066	142 661	3 398 968	2 300 079
593	Explosives And Pyrotechnic Products				
	United States	-	-	19 000	16 230
	France	-	-	1 175	24 708
	Subtotal	-	-	20 175	40 938
597	Additive For Mineral Oils				
	Japan	-	-	41 182	26 037
	Taiwan	-	-	70 198	101 949
	China	-	-	5 579	3 295
	Thailand	-	-	159 967	167 620
	Singapore	-	-	561 106	214 805
	Malaysia	5 819	1 885	6 412 505	2 786 454
	India	-	-	1 194 237	704 623
	Batam	-	-	3 455	12 886
	Australia	-	-	15 729	17 644
	United States	-	-	2 641 768	848 024
	United Kingdom	-	-	1 843 009	2 211 206
	Netherlands	-	-	45	134
	Germany	-	-	378 365	649 843
	Italy	-	-	222 210	318 660
	Subtotal	5 819	1 885	13 549 355	8 063 180
598	Miscellaneous Chemical Products,n.e.s				
	Japan	687 246	493 834	359 539	390 250
	Hongkong	-	-	6 440	5 631
	Korea,south	1 072	2 453	661 619	665 449
	Taiwan	380 423	324 123	431 712	539 128

Tabel 21. Lanjutan  
Table 21. Continued

Komoditi/Commodity		Ekspor/Export		Impor/Import	
SITC	Negara/Country	Berat Bersih Net Weight (Kg)	Nilai FOB FOB Value (US\$)	Berat Bersih Net Weight (Kg)	Nilai CIF CIF Value (US\$)
(1)	(2)	(4)	(5)	(6)	(7)
	China	50 000	40 925	853 861	1 342 661
	Thailand	-	-	211 409	232 116
	Singapore	-	-	1 059 817	497 489
	Philippines	9 890	112 470	102 524	71 798
	Malaysia	86 666	455 232	656 652	763 355
	India	78 000	53 305	243 356	298 124
	Pakistan	40 000	17 950	-	-
	Batam	-	-	13	106
	Turkey	-	-	45 133	114 533
	South Africa	-	-	62 110	196 906
	Mauritius	-	-	16 000	6 400
	Australia	449 704	319 226	237 349	160 212
	United States	566 069	523 638	1 215 036	1 125 219
	Argentina	80 025	62 783	-	-
	Netherlands Antilles	-	-	13 853	9 900
	United Kingdom	54 000	39 450	478 388	626 009
	Netherlands	355 553	349 444	48 650	29 014
	France	874 000	883 451	1 345 914	2 123 806
	Germany	490 796	333 543	320 133	581 724
	Belgium	72 000	37 319	60 261	204 542
	Switzerland	-	-	19 162	81 551
	Denmark	-	-	125 694	243 197
	Norway	-	-	35 750	134 518
	Sweden	-	-	11 846	19 192
	Italy	292 378	140 081	67 894	156 285
	Spain	-	-	367 223	556 772
	Greece	84 000	64 330	-	-
	Poland	-	-	5 000	4 656
	Subtotal	4 651 822	4 253 557	9 062 338	11 180 543
611	Leather				
	Japan	44 095	45 301	-	-
	Hongkong	3 183	107 048	-	-
	Korea,south	2 686	116 048	-	-
	China	315	166	-	-
	Thailand	72 412	92 266	-	-
	Singapore	11 873	112 517	-	-
	Malaysia	7 692	274 076	-	-
	India	1 438	60 019	-	-
	Egypt	639	1 278	-	-
	Australia	-	-	14	452
	United States	5 415	378 044	-	-
	Mexico	299	23 186	-	-
	France	1 339	34 156	-	-
	Switzerland	4 124	111 667	-	-
	Italy	318	26 512	-	-

Tabel 21. Lanjutan  
Table 21. Continued

Komoditi/Commodity		Ekspor/Export		Impor/Import	
SITC	Negara/Country	Berat Bersih Net Weight (Kg)	Nilai FOB FOB Value (US\$)	Berat Bersih Net Weight (Kg)	Nilai CIF CIF Value (US\$)
(1)	(2)	(4)	(5)	(6)	(7)
	Spain	2 338	129 492	-	-
	Subtotal	158 166	1 511 776	14	452
612	Manufactures Of Leather Or Composition Leather N.e.s				
	Malaysia	3 226	3 633	161	2 494
	United States	-	-	2 381	58 737
	Subtotal	3 226	3 633	2 542	61 231
613	Furskins, Tanned Ordressed				
	China	-	-	3 915	1 993
	Subtotal	-	-	3 915	1 993
621	Materials Of Rubber				
	Japan	-	-	660 807	539 977
	Hongkong	561 777	606 092	260	113
	Korea,south	589 598	850 347	63 221	25 126
	Taiwan	-	-	76 634	32 501
	China	11 564	18 503	172 380	126 994
	Thailand	-	-	31 242	6 213
	Singapore	35 689	55 286	10 654	17 353
	Philippines	1 458 379	792 764	-	-
	Malaysia	851 672	1 026 712	323 767	211 692
	India	-	-	1 361	378
	Pakistan	296 103	429 614	-	-
	Bangladesh	51 992	77 976	-	-
	Syria	97 540	144 358	-	-
	Turkey	-	-	14 441	6 242
	Australia	-	-	7 569	2 200
	United States	-	-	80 064	48 992
	Canada	-	-	20	178
	Peru	57 465	89 589	-	-
	United Kingdom	-	-	16 784	16 710
	Germany	-	-	29 113	21 105
	Denmark	-	-	11 598	18 376
	Italy	-	-	12 195	4 717
	Greece	136 981	206 673	-	-
	Subtotal	4 148 760	4 297 914	1 512 110	1 078 867
625	Rubber Tyre,tyre Cases,tyre Treads,inner Tubes And Tyre Flaps				
	Japan	-	-	24 295	34 481
	Korea,south	-	-	94 411	53 769
	Taiwan	9 585	14 913	31 697	16 465
	China	87 145	106 424	1 160 239	443 707
	Thailand	-	-	846 010	362 455
	Singapore	266 391	583 664	82 596	50 758
	Malaysia	513 002	645 056	296 567	151 687
	India	-	-	176 153	47 842
	Pakistan	93 945	178 833	-	-
	Bangladesh	178 729	238 101	-	-



Tabel 21. Lanjutan  
Table 21. Continued

Komoditi/Commodity		Ekspor/Export		Impor/Import	
SITC	Negara/Country	Berat Bersih Net Weight (Kg)	Nilai FOB FOB Value (US\$)	Berat Bersih Net Weight (Kg)	Nilai CIF CIF Value (US\$)
(1)	(2)	(4)	(5)	(6)	(7)
	Iran	110 364	187 502	-	-
	Arabia, Saudi	96 658	38 171	-	-
	Jordan	70 924	118 078	-	-
	Syria	50 319	78 090	-	-
	Arab Emirates, United	65 994	153 361	-	-
	Australia	306 214	538 472	218	86
	New Zealand	100 460	192 532	-	-
	United States	447 637	800 747	303 377	127 600
	Canada	-	-	23	2 091
	Mexico	2 862 630	4 806 993	-	-
	Suriname	38 529	42 238	-	-
	Chile	67 464	115 910	-	-
	Argentina	749 407	1 126 009	-	-
	Brazil	80 687	119 915	-	-
	Colombia	27 714	40 210	-	-
	Uruguay	181 355	303 834	-	-
	United Kingdom	2 753 864	4 668 628	15 984	11 387
	Netherlands	467 868	853 114	-	-
	France	970 810	1 621 564	63 524	20 743
	Germany	424 666	683 171	15 051	4 248
	Belgium	210 569	351 831	-	-
	Denmark	645 677	1 034 489	-	-
	Italy	1 252 946	2 209 584	9 326	4 397
	Spain	257 913	522 811	-	-
	Subtotal	13 389 466	22 374 245	3 119 471	1 331 716
629	Articles Of Rubber,n.e.s				
	Japan	-	-	77 834	54 940
	Korea,south	125 059	195 471	17 018	10 246
	Taiwan	-	-	68 186	86 332
	China	-	-	137 707	285 095
	Thailand	-	-	14 248	4 447
	Singapore	-	-	96 467	29 293
	Malaysia	228 845	307 752	981 850	295 402
	India	-	-	74 228	43 399
	United States	17 985	32 180	409 202	669 763
	Canada	-	-	79	107
	United Kingdom	358 386	27 342	82 676	51 311
	Netherlands	-	-	4 475	16 786
	France	-	-	26	40
	Germany	-	-	29 462	34 215
	Switzerland	-	-	30 783	5 022
	Denmark	-	-	325	5 010
	Sweden	-	-	722	39 992
	Finland	-	-	389	1 385
	Italy	5 688	25 217	2 516	39 783

Tabel 21. Lanjutan  
Table 21. Continued

Komoditi/Commodity		Ekspor/Export		Impor/Import	
SITC	Negara/Country	Berat Bersih Net Weight (Kg)	Nilai FOB FOB Value (US\$)	Berat Bersih Net Weight (Kg)	Nilai CIF CIF Value (US\$)
(1)	(2)	(4)	(5)	(6)	(7)
	Subtotal	735 963	587 962	2 028 193	1 672 568
633	Cork Manufactures				
	China	-	-	9 624	7 521
	Thailand	-	-	5 680	7 541
	Singapore	-	-	2	20
	Portugal	-	-	4 885	5 085
	Subtotal	-	-	20 191	20 167
634	Veneers, plywood, improved Or Reconstituted Wood, worked, n.e.s				
	Japan	11 564 414	2 411 868	1 654	514
	Hongkong	10 031 723	4 874 152	-	-
	Korea, south	9 886 849	3 068 220	-	-
	Taiwan	29 370 944	7 646 790	-	-
	China	15 686 007	2 900 223	50	90
	Thailand	1 243 057	329 716	-	-
	Singapore	8 100 519	3 712 900	-	-
	Philippines	395 884	86 165	-	-
	Malaysia	1 701 329	659 869	59 800	30 605
	Vietnam	3 540 934	395 378	-	-
	India	1 646 569	586 168	-	-
	Pakistan	735 183	318 595	-	-
	Sri Lanka	5 046 634	2 018 943	-	-
	Iran	1 175 153	520 103	-	-
	Arabia, Saudi	2 091 504	781 465	-	-
	Kuwait	2 052 394	901 754	-	-
	Jordan	2 749 627	1 297 675	-	-
	Lebanon	470 440	211 479	-	-
	Syria	4 595 906	1 627 313	-	-
	Turkey	594 632	309 606	-	-
	Arab Emirates, United	7 084 822	4 475 484	-	-
	Qatar	5 602 540	3 578 309	-	-
	Bahrain	1 464 184	737 293	-	-
	Egypt	7 238 957	2 582 353	-	-
	Algeria	8 969 269	3 607 981	-	-
	Ethiopia	8 780 835	4 012 612	-	-
	Somalia	133 278	58 624	-	-
	Kenya	365 407	187 788	-	-
	Reunion	524 331	293 175	-	-
	Mozambique	1 066 693	986 840	-	-
	Angola	758 770	381 307	-	-
	Djibouti	56 783	34 925	-	-
	St. Helena	208 240	107 497	-	-
	South Africa	3 698 722	1 775 754	-	-
	Mauritius	3 380 190	1 740 986	-	-
	Australia	1 825 830	966 609	-	-
	New Zealand	504 307	446 133	-	-

Tabel 21. Lanjutan  
Table 21. Continued

Komoditi/Commodity		Ekspor/Export		Impor/Import	
SITC	Negara/Country	Berat Bersih Net Weight (Kg)	Nilai FOB FOB Value (US\$)	Berat Bersih Net Weight (Kg)	Nilai CIF CIF Value (US\$)
(1)	(2)	(4)	(5)	(6)	(7)
	Fd Sts Of Micronesia	56 687	27 276	-	-
	Guam	277 070	272 172	-	-
	United States	1 746 413	617 092	-	-
	Canada	2 857 914	1 275 907	-	-
	Mexico	3 955 330	1 770 000	-	-
	Dominican Republic	2 922 279	1 354 450	-	-
	Barbados	3 285 199	1 339 720	-	-
	Cape Verde	15 513	4 994	-	-
	Dominica	68 143	41 244	-	-
	Falkland Islands	18 863	13 118	-	-
	United Kingdom	17 467 157	6 092 369	-	-
	Netherlands	40 616 971	17 589 939	-	-
	France	13 555 227	9 483 454	-	-
	Germany	9 437 848	6 054 750	19 682	20 858
	Belgium	27 716 371	16 786 026	-	-
	Switzerland	74 928	55 335	-	-
	Denmark	18 759 223	10 468 184	-	-
	Norway	813 854	406 991	-	-
	Sweden	-	-	24 000	25 725
	Finland	3 015 451	2 784 477	-	-
	Ireland	2 716 638	1 252 341	7 780	1 340
	Italy	3 736 908	2 859 653	-	-
	Spain	384 878	275 660	-	-
	Greece	1 564 196	1 555 134	-	-
	Poland	1 899 000	1 693 456	-	-
	Bulgaria	64 457	50 296	-	-
	Russian Federation	21 205	3 004	-	-
	Subtotal	321 390 583	144 759 094	112 966	79 132
635	Wood Manufactures,n.e.s				
	Japan	1 584 867	1 273 298	-	-
	Hongkong	9 359 020	7 421 751	-	-
	Korea,south	20 672 795	10 923 059	27 600	25 877
	Taiwan	11 701 570	7 210 470	48 619	69 677
	China	9 743 757	5 485 655	48 160	15 715
	Thailand	7 071 144	3 108 300	48 000	48 010
	Singapore	41 312 020	17 738 010	35 534	28 827
	Philippines	204 307	208 532	-	-
	Malaysia	6 451 571	3 477 930	71 599	47 713
	Myanmar (burma)	379 514	257 657	-	-
	Brunei Darussalam	1 051 856	463 518	-	-
	Maldives	75 737	28 750	-	-
	India	14 900	10 415	-	-
	Pakistan	54 162	16 249	-	-
	Afghanistan	25 014	8 500	-	-
	Batam	-	-	599	3 890

Tabel 21. Lanjutan  
Table 21. Continued

Komoditi/Commodity		Ekspor/Export		Impor/Import	
SITC	Negara/Country	Berat Bersih Net Weight (Kg)	Nilai FOB FOB Value (US\$)	Berat Bersih Net Weight (Kg)	Nilai CIF CIF Value (US\$)
(1)	(2)	(4)	(5)	(6)	(7)
	Iran	29 800	26 607	-	-
	Arabia, Saudi	310 935	129 562	-	-
	Kuwait	864 115	370 544	-	-
	Jordan	20 000	2 570	-	-
	Yemen	18 000	2 840	-	-
	Oman	296 205	74 052	-	-
	Turkey	1 646 052	773 432	-	-
	Arab Emirates, United	991 399	380 789	-	-
	Qatar	259 424	149 425	-	-
	Bahrain	532 873	516 429	-	-
	Egypt	106 023	96 266	-	-
	Tunisia	293 329	74 586	-	-
	Sudan	105 472	74 293	-	-
	Kenya	25 773	23 586	-	-
	Reunion	544 571	275 824	-	-
	Gambia	85 808	73 156	-	-
	Niger	55 303	31 676	-	-
	St. Helena	302 262	116 327	-	-
	South Africa	973 123	744 596	-	-
	Comoros	86 063	72 910	-	-
	Mauritius	58 702	45 197	-	-
	Zaire	320 197	207 379	-	-
	Australia	2 083 117	1 532 527	-	-
	New Zealand	3 711 844	3 169 524	-	-
	New Caledonia	50 647	39 726	-	-
	Cocos (killing) Iland	33 650	19 536	-	-
	United States	3 437 182	2 230 282	-	-
	Canada	4 887 066	4 022 469	-	-
	Mexico	223 740	202 736	-	-
	Chile	317 207	310 640	-	-
	Argentina	1 022 043	1 001 092	-	-
	Dominica	9 418	3 227	-	-
	French Guiana	213 478	170 088	-	-
	French Polynesia	20 000	6 756	-	-
	United Kingdom	5 788 859	5 062 996	1	125
	Netherlands	9 335 585	8 755 450	-	-
	France	8 167 888	4 472 087	-	-
	Germany	8 271 947	6 147 675	19 328	17 420
	Austria	194 873	142 923	-	-
	Belgium	2 548 826	1 865 625	-	-
	Switzerland	4 474 469	3 053 225	-	-
	Denmark	2 537 970	1 837 190	-	-
	Norway	1 128 635	1 540 983	-	-
	Sweden	270 226	220 131	-	-
	Finland	64 833	64 636	-	-

Tabel 21. Lanjutan  
Table 21. Continued

Komoditi/Commodity		Ekspor/Export		Impor/Import	
SITC	Negara/Country	Berat Bersih Net Weight (Kg)	Nilai FOB FOB Value (US\$)	Berat Bersih Net Weight (Kg)	Nilai CIF CIF Value (US\$)
(1)	(2)	(4)	(5)	(6)	(7)
	Ireland	925 803	885 226	-	-
	Italy	668 646	566 119	-	-
	Spain	328 385	287 007	-	-
	Portugal	74 492	77 877	-	-
	Greece	138 488	153 289	-	-
	Poland	149 431	142 805	-	-
	Bulgaria	99 217	72 224	-	-
	Georgia	55 294	54 464	-	-
	Russian Federation	25 000	25 163	-	-
	Subtotal	178 885 922	110 029 838	299 440	257 254
641	Paper And Paperboard				
	Japan	536 669	277 542	40 484	286 851
	Hongkong	14	78	84 246	86 870
	Korea,south	379 108	206 341	-	-
	Taiwan	2 697	8 602	614 505	288 924
	China	932 370	558 719	1 576 521	954 410
	Papua New Guinea	102 141	201 726	-	-
	Thailand	97 511	138 059	126 570	149 352
	Singapore	421 457	318 938	601 723	383 491
	Philippines	64 071	143 601	103 269	669 886
	Malaysia	2 872 157	2 068 906	136 659	132 021
	Myanmar (burma)	519 320	310 857	-	-
	Vietnam	88 580	161 277	-	-
	Sri Lanka	497 044	298 574	-	-
	Iraq	13 341	8 558	-	-
	Arabia, Saudi	7 620	18 505	-	-
	Yemen	29 824	8 203	-	-
	Cyprus	2 560	8 651	-	-
	Mauritania	1 419	1 724	-	-
	Australia	18 163	18 868	377 859	181 185
	United States	897	678	504 865	504 633
	United Kingdom	3 850	1 742	184	2 775
	Germany	9 389	19 171	149 497	188 027
	Switzerland	17 675	40 476	27 029	214 905
	Norway	3 300	2 247	-	-
	Sweden	-	-	4 969 381	3 331 798
	Finland	-	-	410 972	246 583
	Italy	4 200	1 901	-	-
	Spain	-	-	1 168	452
	Slovenia	-	-	277 595	175 385
	Subtotal	6 625 377	4 823 944	10 002 527	7 797 548
642	Paper And Paperboard Cut To Size Or Shape And Articles Of Paper				
	Japan	16 185	23 077	79 430	130 558
	Hongkong	51 345	56 999	1 274	1 582
	Korea,south	-	-	35	40

Tabel 21. Lanjutan  
Table 21. Continued

Komoditi/Commodity		Ekspor/Export		Impor/Import	
SITC	Negara/Country	Berat Bersih Net Weight (Kg)	Nilai FOB FOB Value (US\$)	Berat Bersih Net Weight (Kg)	Nilai CIF CIF Value (US\$)
(1)	(2)	(4)	(5)	(6)	(7)
	Taiwan	838 639	674 959	21 510	100 017
	China	-	-	178 983	656 565
	Thailand	2 000	3 280	1 403	88
	Singapore	114 439	77 864	46 606	90 463
	Philippines	-	-	57 535	56 195
	Malaysia	10 584 608	2 846 940	237 078	415 954
	Cambodia	122	219	-	-
	Batam	-	-	173	372
	Australia	168 490	105 035	1 243	6 543
	New Zealand	28 371	17 764	-	-
	United States	106 478	164 852	45 039	190 078
	United Kingdom	2 212 047	977 210	3 509	510
	Netherlands	3 810	9 653	-	-
	Austria	-	-	100 924	182 397
	Belgium	13	14	-	-
	Switzerland	-	-	3 241	120 363
	Denmark	31 903	24 306	-	-
	Spain	-	-	4 594	28 536
	Bulgaria	-	-	320	2 541
	Subtotal	14 158 450	4 982 172	782 897	1 982 802
651	Tetile Yarn				
	Japan	-	-	156 057	66 716
	Hongkong	24	34	-	-
	Taiwan	-	-	17 819	37 277
	China	-	-	138 745	100 337
	Singapore	-	-	19 971	67 900
	Philippines	2 351	972	-	-
	Malaysia	37 517	286 348	20 890	75 005
	Vietnam	1 302	1 936	-	-
	India	78 760	25 783	-	-
	Sri Lanka	5 292	14 038	-	-
	Arabia, Saudi	39 690	12 960	-	-
	Fiji	134	4 972	-	-
	United States	-	-	252 511	637 517
	Canada	-	-	206 777	735 340
	Brazil	556	589	-	-
	United Kingdom	-	-	21 000	4 642
	Belgium	2 923	4 608	-	-
	Portugal	26 707	25 015	-	-
	Subtotal	195 256	377 255	833 770	1 724 734
652	Cotton Fabrics,woven				
	Malaysia	152 496	1 285 630	-	-
	Batam	-	-	34 315	20 943
	Mozambique	363	586	-	-
	Spain	105	2 700	-	-

Tabel 21. Lanjutan  
Table 21. Continued

Komoditi/Commodity		Ekspor/Export		Impor/Import	
SITC	Negara/Country	Berat Bersih Net Weight (Kg)	Nilai FOB FOB Value (US\$)	Berat Bersih Net Weight (Kg)	Nilai CIF CIF Value (US\$)
(1)	(2)	(4)	(5)	(6)	(7)
	Subtotal	152 964	1 288 916	34 315	20 943
653	Fabrics,woven,of Man-made Fibres				
	Hongkong	-	-	385	855
	Taiwan	-	-	134 300	463 334
	China	236	227	-	-
	Thailand	1 061	6 279	-	-
	Singapore	19 236	25 263	-	-
	Malaysia	929 599	1 497 440	-	-
	Australia	19 600	15 908	-	-
	Canada	12 429	7 656	-	-
	Germany	329	2 357	-	-
	Belarus	18 757	147 482	-	-
	Subtotal	1 001 247	1 702 612	134 685	464 189
654	Textile Fabrics,woven,other Than Of Cotton Or Man-made Fibres				
	China	-	-	58 553	360 659
	Malaysia	18 210	49 034	-	-
	India	-	-	33 985	28 848
	United Kingdom	-	-	1 208	5 846
	Subtotal	18 210	49 034	93 746	395 353
655	Knitted Or Crocheted Fabrics				
	Hongkong	-	-	350	1 824
	Malaysia	240	1 646	-	-
	Spain	-	-	880	6 257
	Subtotal	240	1 646	1 230	8 081
656	Tulle,lace,enbroidery,ribbons,trimmings And Other Small Wares				
	Hongkong	-	-	766	75
	Taiwan	-	-	1 988	4 536
	China	-	-	17 930	14 930
	Thailand	17 367	1 597	27 763	20 646
	Singapore	17 162	2 363	-	-
	Malaysia	175 449	110 611	-	-
	Arabia, Saudi	15 090	1 974	-	-
	New Zealand	21 644	25 891	-	-
	United States	-	-	10 586	9 262
	Subtotal	246 712	142 436	59 033	49 449
657	Special Yarns,textile Fabrics				
	Japan	40 000	18 800	55 321	184 500
	Hongkong	-	-	9 732	7 787
	Korea,south	-	-	16 824	10 774
	Taiwan	-	-	262 666	590 186
	China	-	-	572 193	888 447
	Thailand	-	-	506 619	369 774
	Singapore	-	-	57 334	42 503
	Philippines	5 447	25 603	-	-
	Malaysia	57 211	111 610	216 972	699 458

Tabel 21. Lanjutan  
Table 21. Continued

Komoditi/Commodity		Ekspor/Export		Impor/Import	
SITC	Negara/Country	Berat Bersih Net Weight (Kg)	Nilai FOB FOB Value (US\$)	Berat Bersih Net Weight (Kg)	Nilai CIF CIF Value (US\$)
(1)	(2)	(4)	(5)	(6)	(7)
	Australia	790	4 200	-	-
	Fiji	568	530	-	-
	United States	5 922	20 613	20 056	24 884
	Canada	151 631	242 530	-	-
	United Kingdom	-	-	83 714	95 999
	Netherlands	8 474	15 444	-	-
	France	-	-	5 147	23 236
	Germany	1 677	356	29 905	134 899
	Austria	-	-	39	25
	Finland	-	-	10	200
	Italy	-	-	4 739	9 628
	Subtotal	271 720	439 686	1 841 271	3 082 300
658	Made-up Articles,wholly Or Chiefly Of Textile Materials N.e.s				
	Japan	1 831	3 147	176 289	27 291
	Hongkong	-	-	70	54
	Korea,south	-	-	56 000	7 019
	Taiwan	-	-	40 396	32 262
	China	-	-	112 464	53 870
	Singapore	291	1 392	623 303	140 150
	Malaysia	244 052	142 696	81 689	30 281
	Vietnam	-	-	567	1 333
	India	-	-	222 831	71 373
	Bangladesh	-	-	202 026	155 197
	Batam	-	-	1 423	853
	Madagascar	149	168	-	-
	Mauritius	440 395	187 495	-	-
	Australia	1 000 000	72 000	-	-
	United States	11	13	19 720	7 267
	Canada	504	655	-	-
	Netherlands	148	177	-	-
	Belgium	-	-	40 093	15 062
	Bulgaria	-	-	16 400	7 746
	Subtotal	1 687 381	407 743	1 593 271	549 758
661	Lime,cement And Fabricated Construction Materials				
	Japan	160	316	-	-
	China	-	-	380 264	266 324
	Singapore	15 211	10 965	109 920	14 300
	Malaysia	-	-	474 386	37 782
	India	-	-	2 247	2 489
	Arabia, Saudi	-	-	248 305	44 078
	Germany	-	-	63 000	10 271
	Sweden	-	-	35 840	4 020
	Subtotal	15 371	11 281	1 313 962	379 264
662	Clay Construction Materials And Refactory Construction Materials				
	Japan	-	-	108 917	200 713



Tabel 21. Lanjutan  
Table 21. Continued

Komoditi/Commodity		Ekspor/Export		Impor/Import	
SITC	Negara/Country	Berat Bersih Net Weight (Kg)	Nilai FOB FOB Value (US\$)	Berat Bersih Net Weight (Kg)	Nilai CIF CIF Value (US\$)
(1)	(2)	(4)	(5)	(6)	(7)
	Hongkong	33 198	24 540	34 250	35 408
	Taiwan	-	-	428 036	415 214
	China	-	-	1 204 578	962 611
	Thailand	-	-	159 041	55 399
	Singapore	-	-	731 963	154 762
	Philippines	8 969	58 287	-	-
	Malaysia	1 061	1 254	247 194	80 778
	Bangladesh	-	-	28 443	28 040
	Australia	-	-	373 790	101 112
	United States	-	-	345 950	251 996
	United Kingdom	-	-	332 639	121 304
	France	-	-	190 627	79 800
	Germany	-	-	316 358	174 796
	Belgium	-	-	284 651	180 618
	Switzerland	-	-	9 111	7 290
	Denmark	-	-	244 640	226 088
	Finland	-	-	3 552	10 624
	Italy	-	-	109 910	58 563
	Spain	-	-	466 097	75 912
	Subtotal	43 228	84 081	5 619 747	3 221 028
663	Mineral Manufactures, n.e.s				
	Japan	26 538	18 555	82 071	135 552
	Korea, south	-	-	1	95
	Taiwan	40 100	475 020	663 413	678 429
	China	8 364	42 444	1 223 479	1 027 889
	Thailand	-	-	119 748	32 463
	Singapore	72 038	42 863	89 818	47 687
	Malaysia	1 562 974	306 937	1 109 755	632 462
	India	-	-	38 479	50 540
	Pakistan	22 295	6 922	-	-
	Arab Emirates, United	-	-	8 604	31 256
	Australia	6 295	47 267	68 343	103 076
	United States	-	-	2 049 218	362 831
	Canada	-	-	64	356
	United Kingdom	-	-	119 880	39 753
	Germany	-	-	82 204	89 187
	Austria	-	-	33 849	55 354
	Switzerland	-	-	29 177	36 113
	Subtotal	1 738 604	940 008	5 718 103	3 323 043
664	Glass				
	Japan	-	-	232 738	106 192
	Hongkong	5 718	76 628	-	-
	Korea, south	297 226	222 755	96 573	53 114
	Taiwan	505 758	183 059	18 699	10 843
	China	-	-	773 986	193 519

Tabel 21. Lanjutan  
Table Continued

Komoditi/Commodity		Ekspor/Export		Impor/Import	
SITC	Negara/Country	Berat Bersih Net Weight (Kg)	Nilai FOB FOB Value (US\$)	Berat Bersih Net Weight (Kg)	Nilai CIF CIF Value (US\$)
(1)	(2)	(4)	(5)	(6)	(7)
	Thailand	521 335	192 867	230 074	68 841
	Singapore	1 372 065	324 620	236 022	59 437
	Philippines	1 144 353	441 803	-	-
	Malaysia	5 751 948	1 338 068	57 398	15 364
	Myanmar (burma)	887 704	265 098	-	-
	Cambodia	7 641 321	1 382 964	-	-
	Brunei Darussalam	1 838 626	341 021	-	-
	Vietnam	860 690	234 248	-	-
	India	4 438 599	1 023 860	-	-
	Pakistan	1 637 529	297 473	-	-
	Bangladesh	5 295 243	991 750	-	-
	Sri Lanka	2 375 131	442 789	-	-
	Arabia, Saudi	455 764	114 374	-	-
	Kuwait	222 345	90 173	-	-
	Yemen	40 844	7 924	-	-
	Arab Emirates, United	40 095	15 930	-	-
	Bahrain	313 867	106 830	-	-
	Cyprus	37 772	12 996	-	-
	Egypt	373 724	116 103	-	-
	Madagascar	185 940	57 531	-	-
	Kenya	1 794 637	360 931	-	-
	Reunion	156 239	44 872	-	-
	Mozambique	60 479	19 068	-	-
	Angola	20 160	6 300	-	-
	South Africa	2 947 385	621 501	-	-
	Zambia	264 874	79 804	-	-
	Malawi	16 704	5 320	-	-
	Mauritius	320 232	67 038	-	-
	Australia	168 102	52 706	-	-
	New Zealand	39 960	12 465	-	-
	United States	742 524	199 579	239 621	44 013
	Mexico	796 693	225 631	-	-
	Guatemala	254 968	72 451	-	-
	Venezuela	64 180	19 425	-	-
	Brazil	2 510 458	428 480	6 859	20 140
	Colombia	78 400	24 284	-	-
	Uruguay	119 610	38 577	-	-
	Ecuador	19 845	6 480	-	-
	Guyana	59 535	18 954	-	-
	Trinidad And Tobago	169 557	49 372	-	-
	Jamaica	19 440	5 670	-	-
	Puerto Rico	57 616	18 848	-	-
	United Kingdom	-	-	102 759	16 769
	France	-	-	7 202	52 352
	Germany	-	-	49	74

Tabel 21. Lanjutan  
Table 21. Continued

Komoditi/Commodity		Ekspor/Export		Impor/Import	
SITC	Negara/Country	Berat Bersih Net Weight (Kg)	Nilai FOB FOB Value (US\$)	Berat Bersih Net Weight (Kg)	Nilai CIF CIF Value (US\$)
(1)	(2)	(4)	(5)	(6)	(7)
	Austria	-	-	376	230
	Belgium	2 200	4 024	-	-
	Sweden	203 346	29 078	-	-
	Spain	684 222	112 274	-	-
	Greece	291 261	88 912	-	-
	Subtotal	48 106 224	10 892 908	2 002 356	640 888
665	Glassware				
	Japan	8 384	3 466	3 834	5 510
	Hongkong	104 076	55 303	22 241	6 103
	Korea,south	52 656	27 980	148 372	51 486
	Taiwan	150 220	53 212	19 119	20 170
	China	280 195	135 475	869 058	384 512
	Thailand	8 546	3 731	34 070	13 452
	Singapore	1 195 274	234 769	56 986	48 716
	Philippines	751 044	291 005	-	-
	Malaysia	2 273 018	803 228	100 798	103 541
	Vietnam	9 568	3 694	52 936	11 665
	India	3 261 054	719 822	215 340	78 827
	Pakistan	703 762	285 350	-	-
	Bangladesh	2 794 411	1 100 014	-	-
	Sri Lanka	2 283 976	479 385	-	-
	Batam	-	-	139 866	56 147
	Arabia, Saudi	1 053 462	305 773	-	-
	Kuwait	223 701	62 771	-	-
	Jordan	179 983	67 054	-	-
	Lebanon	439 289	148 383	-	-
	Yemen	483 496	140 684	-	-
	Syria	1 622	528	-	-
	Turkey	460 226	204 842	680 993	223 497
	Arab Emirates, United	720 847	233 232	-	-
	Cyprus	3 511	578	-	-
	Libya	65 548	24 225	-	-
	Tunisia	197 463	65 023	-	-
	Sudan	570 758	201 110	-	-
	Madagascar	1 295 182	237 831	-	-
	Kenya	56 938	21 383	-	-
	Angola	167 426	35 908	-	-
	Nigeria	464 673	100 534	-	-
	Ivory Coast	201 195	44 538	-	-
	Djibouti	35 050	5 643	-	-
	Sao Tome & Principe	527	276	-	-
	Swaziland	21 523	8 903	-	-
	South Africa	1 069 017	308 063	-	-
	Zimbabwe	60 825	20 469	-	-
	Mauritius	966 385	272 657	-	-

Tabel 21. Lanjutan  
Table 21. Continued

Komoditi/Commodity		Ekspor/Export		Impor/Import		
SITC	Negara/Country	Berat Bersih Net Weight (Kg)	Nilai FOB FOB Value (US\$)	Berat Bersih Net Weight (Kg)	Nilai CIF CIF Value (US\$)	
(1)	(2)	(3)	(4)	(5)	(6)	(7)
	Australia	580 465	119 546	-	-	
	New Zealand	105 976	33 263	-	-	
	United States	458 366	206 543	-	-	
	Canada	1 627 028	720 403	-	-	
	Mexico	555 154	360 126	-	-	
	Guatemala	217 405	105 786	-	-	
	Panama	282 533	169 752	-	-	
	Chile	420 141	217 087	-	-	
	Argentina	28 636	9 944	-	-	
	Brazil	90 492	50 618	-	-	
	Colombia	115 532	63 587	-	-	
	Uruguay	67 994	36 452	-	-	
	Ecuador	158 487	58 208	-	-	
	Peru	40 288	13 481	-	-	
	Guyana	65 778	28 603	-	-	
	Costa Rica	255 105	109 666	-	-	
	Haiti	40 061	18 623	-	-	
	United Kingdom	419	209	38 448	22 410	
	Netherlands	53 154	44 591	-	-	
	France	19 735	11 648	796 378	379 902	
	Germany	87 359	18 456	398 061	116 624	
	Belgium	18 470	5 046	-	-	
	Sweden	11 130	8 298	-	-	
	Spain	218 958	104 710	52 919	19 307	
	Portugal	28 336	13 678	-	-	
	Greece	358 007	253 593	-	-	
	Poland	82 767	42 190	-	-	
	Bulgaria	33 412	9 804	-	-	
	Russian Federation	42 795	19 119	-	-	
	Subtotal	28 679 814	9 559 872	3 629 419	1 541 869	
666	Pottery					
	Hongkong	-	-	31 124	60 811	
	China	-	-	487 068	89 177	
	Malaysia	17 390	11 902	-	-	
	Australia	-	-	39 993	5 419	
	France	-	-	2 334	341	
	Belgium	1 020	7 240	-	-	
	Subtotal	18 410	19 142	560 519	155 748	
671	Pig Iron,spiegeleisen,sponge Iron,ferro-alloys					
	Japan	-	-	932 659	93 612	
	Taiwan	-	-	2 805 216	139 504	
	China	-	-	786 325	453 808	
	Singapore	-	-	15 346 320	883 858	
	India	-	-	1 161 406	490 855	
	Mali	-	-	100 000	12 060	

Tabel 21. Lanjutan  
Table 21. Continued

Komoditi/Commodity		Ekspor/Export		Impor/Import	
SITC	Negara/Country	Berat Bersih Net Weight (Kg)	Nilai FOB FOB Value (US\$)	Berat Bersih Net Weight (Kg)	Nilai CIF CIF Value (US\$)
(1)	(2)	(4)	(5)	(6)	(7)
	South Africa	-	-	447 756	217 845
	Australia	-	-	919 366	411 828
	United States	-	-	120 200	61 168
	United Kingdom	-	-	333 332	228 112
	France	-	-	180 559	22 972
	Belgium	-	-	387 841	189 153
	Russian Federation	-	-	21 000	17 086
	Subtotal	-	-	23 541 980	3 221 861
672	Ingots And Other Primary Forms, of Iron Or Steel				
	Japan	-	-	2 273 660	125 201
	Taiwan	-	-	327 470	39 302
	Singapore	-	-	222 253	196 569
	Malaysia	101 440	14 916	-	-
	Australia	-	-	212 525	165 638
	Switzerland	-	-	2 900 940	158 420
	Spain	-	-	25 648	22 891
	Ukraine	-	-	7 070 660	379 483
	Subtotal	101 440	14 916	13 033 156	1 087 504
673	Flat Rolled Products Not Clad				
	Japan	-	-	49 045 158	8 896 474
	Hongkong	-	-	119 130	47 648
	Korea, south	-	-	3 798 407	742 998
	Taiwan	-	-	4 972 854	992 329
	China	-	-	10 760 680	2 390 932
	Thailand	-	-	1 013 286	184 384
	Singapore	-	-	6 269 141	1 027 813
	Malaysia	-	-	3 009 453	614 986
	India	-	-	53 716	43 436
	Nigeria	-	-	321 405	79 812
	Australia	-	-	130 294	23 645
	United States	-	-	402 488	94 745
	United Kingdom	-	-	82	35
	Netherlands	-	-	94 403	33 427
	Germany	-	-	1 062 491	263 853
	Austria	-	-	1 728 250	460 325
	Belgium	-	-	150 960	42 458
	Denmark	-	-	105 360	14 023
	Sweden	-	-	230	45
	Italy	-	-	255 953	113 146
	Greece	-	-	18 000	3 256
	Romania	-	-	7 270	1 719
	Ukraine	-	-	591 347	139 627
	Slovakia	-	-	61 894	24 412
	Russian Federation	-	-	427 704	107 420
	Subtotal	-	-	84 399 956	16 342 948

Tabel 21. Lanjutan  
Table 21. Continued

SITC	Komoditi/Commodity		Ekspor/Export		Impor/Import	
	(1)	(2)	Berat Bersih Net Weight (Kg)	Nilai FOB FOB Value (US\$)	Berat Bersih Net Weight (Kg)	Nilai CIF CIF Value (US\$)
(1)	(2)	(3)	(4)	(5)	(6)	(7)
674		Flat Rolled Product,clad,plated				
		Japan	-	-	91 371	41 693
		Korea,south	-	-	666 940	164 524
		China	-	-	349 836	56 253
		Singapore	36 869	12 028	522 497	891 031
		Malaysia	-	-	175	14 483
		United Kingdom	-	-	89 650	100 013
		Subtotal	36 869	12 028	1 720 469	1 267 997
675		Flat Rolled Product,alloy Steel				
		Japan	-	-	855 957	606 898
		Taiwan	-	-	253 274	139 830
		China	-	-	1 062 111	86 820
		Singapore	-	-	283 786	219 488
		Malaysia	-	-	141 607	92 043
		Australia	-	-	605 220	44 714
		Germany	-	-	27 482	19 187
		Sweden	-	-	244 350	32 393
		Spain	-	-	468 615	471 956
		Ukraine	-	-	4 826	1 618
		Subtotal	-	-	3 947 228	1 714 947
676		Iron And Steel Bar,rods,angels,shaped And Sections				
		Japan	-	-	1 270 190	668 196
		Korea,south	-	-	1 319 329	594 872
		Taiwan	-	-	5 023 424	506 429
		China	-	-	9 201 566	1 240 016
		Singapore	765 433	197 028	1 590 165	612 879
		Malaysia	7 624 225	1 631 912	1 527 355	392 781
		India	-	-	441 459	128 287
		Batam	-	-	26 691	6 328
		Australia	-	-	6 147	8 366
		United States	-	-	728 242	165 826
		United Kingdom	-	-	443 922	137 162
		Germany	-	-	222 278	75 198
		Luxembourg	-	-	61 657	15 686
		Italy	-	-	50 213	50 068
		Spain	-	-	216 056	213 943
		Romania	-	-	2 376 698	202 748
		Ukraine	-	-	47 093	18 932
		Subtotal	8 389 658	1 828 940	24 552 485	5 037 717
677		Rail And Railway Tract Construction Material Of Iron Or Steel				
		Taiwan	-	-	239 241	99 100
		China	-	-	1 544 992	330 869
		United Kingdom	-	-	6 144	2 500
		Belgium	-	-	123 201	50 086
		Subtotal	-	-	1 913 578	482 555

Tabel 21. Lanjutan  
Table 21. Continued

Komoditi/Commodity		Ekspor/Export		Impor/Import	
SITC	Negara/Country	Berat Bersih Net Weight (Kg)	Nilai FOB FOB Value (US\$)	Berat Bersih Net Weight (Kg)	Nilai CIF CIF Value (US\$)
(1)	(2)	(4)	(5)	(6)	(7)
678	Wire Of Iron Or Steel				
	Japan	-	-	278 029	85 358
	Korea,south	-	-	222 711	181 609
	Taiwan	-	-	113 390	34 125
	China	-	-	1 873 221	652 301
	Singapore	53 342	12 681	13 600	9 886
	Malaysia	20 275	9 685	79 001	15 738
	Myanmar (burma)	678 158	180 675	-	-
	India	-	-	86 303	135 040
	Sri Lanka	97 500	22 522	-	-
	Ethiopia	1 517 231	386 955	-	-
	Belgium	-	-	37 366	28 532
	Subtotal	2 366 506	612 518	2 703 621	1 142 589
679	Tubes,pipes,hollow Profile,pipe Fitting Of Iron Or Steel				
	Japan	41 596	12 358	857 702	938 003
	Hongkong	-	-	707	298
	Korea,south	-	-	196 094	132 475
	Taiwan	1 460 183	473 091	250 606	126 831
	China	-	-	2 245 632	2 036 074
	Thailand	-	-	199 377	47 488
	Singapore	123 663	67 049	1 631 468	1 169 833
	Malaysia	-	-	2 212 369	1 139 129
	India	-	-	1 307	1 764
	Batam	-	-	34 077	13 009
	South Africa	-	-	22 409	6 375
	Australia	-	-	9 796	13 955
	United States	9 093 493	2 614 391	268 033	387 220
	United Kingdom	-	-	222 752	97 734
	Netherlands	1 507	145	2	22
	Germany	-	-	157 583	362 252
	Belgium	-	-	48	1 456
	Denmark	-	-	17	274
	Italy	-	-	192 241	141 527
	Spain	-	-	11 752	10 608
	Romania	-	-	183 305	36 621
	Ukraine	-	-	854	286
	Subtotal	10 720 442	3 167 034	8 698 131	6 663 234
682	Copper				
	Japan	8 825	14 193	25 297	42 117
	Hongkong	-	-	57 855	26 385
	Korea,south	-	-	141 373	60 275
	Taiwan	-	-	17 649	11 412
	China	-	-	225 713	137 502
	Thailand	-	-	105 025	46 593
	Malaysia	32	50	50 671	13 836

Tabel 21. Lanjutan  
Table 21. Continued

Komoditi/Commodity		Ekspor/Export			Impor/Import	
SITC	Negara/Country	Berat Bersih Net Weight (Kg)	Nilai FOB FOB Value (US\$)	Berat Bersih Net Weight (Kg)	Nilai CIF CIF Value (US\$)	
(1)	(2)	(3)	(4)	(5)	(6)	(7)
	India	-	-	10 720	4 522	
	United States	-	-	4 752	2 472	
	Germany	-	-	33 994	8 739	
	Switzerland	-	-	8 038	2 742	
	Italy	-	-	1 500	3 675	
	Subtotal	8 857	14 243	682 587	360 270	
683	Nickel					
	Taiwan	-	-	7 997	7 532	
	Singapore	-	-	2 861	4 903	
	Australia	-	-	4 513	1 344	
	United Kingdom	-	-	17 621	33 864	
	Subtotal	-	-	32 992	47 643	
684	Alumunium					
	Japan	14 415 186	2 693 961	36 782	28 037	
	Hongkong	-	-	316 759	436 246	
	Korea,south	-	-	9 115	15 539	
	Taiwan	-	-	70 337	117 515	
	China	79 859	137 638	-	-	
	Singapore	100 638	162 219	17 203	17 926	
	Philippines	345	604	-	-	
	Malaysia	998 144	1 128 030	591 727	882 240	
	India	-	-	79 247	47 134	
	Bangladesh	475 708	801 561	-	-	
	South Africa	-	-	30	4 822	
	Australia	290	1 450	397 433	570 017	
	United States	-	-	61 500	21 168	
	Mexico	648 466	1 124 893	-	-	
	United Kingdom	-	-	34 129	53 228	
	Netherlands	-	-	682	10 571	
	Germany	-	-	4 500	4 844	
	Spain	-	-	307	451	
	Subtotal	16 718 636	6 050 356	1 619 751	2 209 738	
685	Lead					
	China	-	-	4 698	12 360	
	Singapore	-	-	24 514	12 060	
	Malaysia	93 878	268 946	-	-	
	India	79 500	11 496	-	-	
	Pakistan	2 500	5 275	-	-	
	Canada	-	-	5 267	5 182	
	Subtotal	175 878	285 717	34 479	29 602	
686	Zinc					
	Korea,south	-	-	165 045	78 250	
	China	-	-	3 969 540	3 882 644	
	Singapore	-	-	705 061	499 044	
	South Africa	-	-	401 568	395 762	



Tabel 21. Lanjutan  
Table 21. Continued

Komoditi/Commodity		Ekspor/Export		Impor/Import	
SITC	Negara/Country	Berat Bersih Net Weight (Kg)	Nilai FOB FOB Value (US\$)	Berat Bersih Net Weight (Kg)	Nilai CIF CIF Value (US\$)
(1)	(2)	(4)	(5)	(6)	(7)
	Australia	-	-	761 611	466 367
	United States	-	-	923 753	661 264
	Canada	-	-	1 919 991	1 471 880
	Netherlands	77 034	89 535	-	-
	Subtotal	77 034	89 535	8 846 569	7 455 211
687	Tin				
	Hongkong	-	-	62 636	56 813
	Korea,south	-	-	16 289	7 670
	Taiwan	-	-	716	20 521
	United Kingdom	-	-	689	146
	Slovakia	-	-	83 400	91 537
	Subtotal	-	-	163 730	176 687
689	Miscellaneous Non-ferrous Base Metals Employed In Metallurgy				
	China	-	-	88 005	18 606
	Malaysia	1 318	1 053	-	-
	Germany	-	-	910 794	476 620
	Subtotal	1 318	1 053	998 799	495 226
691	Structures And Parts Of Iron,steel Or Aluminium				
	Japan	-	-	7 288	7 593
	Taiwan	-	-	306	3 247
	China	-	-	57 333	120 004
	Thailand	-	-	7 160	4 379
	Singapore	1 016 736	1 764 951	2 395	2 460
	Philippines	523 738	1 239 569	-	-
	Malaysia	1 188 987	2 698 285	6 056	4 136
	Nigeria	419 085	541 450	-	-
	Australia	1 544 407	3 580 732	3 677	19 421
	New Caledonia	77 093	39 544	-	-
	Germany	143 557	391 735	-	-
	Subtotal	4 913 603	10 256 266	84 215	161 240
692	Metal Containers For Storage And Transport				
	Japan	-	-	12 679	27 272
	Korea,south	-	-	8 640	6 672
	Taiwan	-	-	40 618	39 569
	China	-	-	252 877	119 577
	Thailand	-	-	147 158	194 845
	Singapore	1 070 001	513 832	985 586	253 755
	Malaysia	1 150 591	363 017	219 918	321 309
	Batam	-	-	960	1 039
	United States	-	-	121 523	41 841
	United Kingdom	-	-	31 644	74 399
	Germany	-	-	21 903	10 693
	Spain	-	-	345 372	25 938
	Subtotal	2 220 592	876 849	2 188 878	1 116 909
693	Wire Product And Fencing Grills				

Tabel 21. Lanjutan  
Table Continued

Komoditi/Commodity		Ekspor/Export		Impor/Import	
SITC	Negara/Country	Berat Bersih Net Weight (Kg)	Nilai FOB FOB Value (US\$)	Berat Bersih Net Weight (Kg)	Nilai CIF CIF Value (US\$)
(1)	(2)	(4)	(5)	(6)	(7)
	Japan	-	-	547 483	84 877
	Korea,south	-	-	166 746	36 244
	Taiwan	-	-	81 090	31 356
	China	-	-	774 034	300 490
	Thailand	-	-	407 847	162 142
	Singapore	-	-	169 574	135 260
	Malaysia	-	-	128 866	69 315
	India	-	-	12 861	1 776
	United States	118 800	9 060	183 365	74 085
	Mexico	-	-	1	38
	Germany	-	-	17 484	3 833
	Switzerland	-	-	209 939	89 223
	Subtotal	118 800	9 060	2 699 290	988 639
694	Nails,screws,nuts,bolts,rivets In The Like Of Iron,steel/copper				
	Japan	-	-	136 086	60 459
	Korea,south	-	-	10 804	7 770
	Taiwan	-	-	104 337	24 561
	China	-	-	666 816	351 891
	Thailand	-	-	1 360 552	276 294
	Singapore	449 021	64 562	461 320	105 879
	Malaysia	1 765 042	451 714	224 142	85 492
	Myanmar (burma)	258 106	74 368	-	-
	India	-	-	52 051	18 966
	Ethiopia	738 449	291 393	-	-
	Mozambique	59 404	4 529	-	-
	Sierra Leone	215 836	63 955	-	-
	Australia	-	-	22 998	5 033
	United States	484 892	115 856	484 736	152 944
	Canada	-	-	57	1 320
	Mexico	-	-	1	40
	Brazil	-	-	34 556	13 879
	United Kingdom	-	-	415	13 555
	Netherlands	-	-	4 024	4 987
	France	-	-	3 118	2 688
	Germany	-	-	5 093	17 286
	Austria	-	-	278	3 090
	Belgium	-	-	59	1 234
	Denmark	-	-	12 401	2 268
	Sweden	-	-	82 905	25 217
	Finland	-	-	65	1 345
	Italy	-	-	1 145	11 353
	Slovenia	-	-	2	5
	Subtotal	3 970 750	1 066 377	3 667 961	1 187 556
695	Tools For Use In The Hand Or In Machines				
	Japan	-	-	415 434	201 066

Tabel 21. Lanjutan  
Table 21. Continued

Komoditi/Commodity		Ekspor/Export		Impor/Import	
SITC	Negara/Country	Berat Bersih Net Weight (Kg)	Nilai FOB FOB Value (US\$)	Berat Bersih Net Weight (Kg)	Nilai CIF CIF Value (US\$)
(1)	(2)	(4)	(5)	(6)	(7)
	Hongkong	-	-	32 703	17 897
	Korea,south	-	-	426 600	205 698
	Taiwan	-	-	884 055	525 863
	China	-	-	3 528 608	1 571 158
	Thailand	-	-	598 451	256 225
	Singapore	171	510	362 234	211 693
	Malaysia	10 803	6 405	1 008 792	428 604
	India	-	-	441 370	159 479
	Pakistan	3 256	5 771	-	-
	Australia	-	-	4 005	1 860
	United States	-	-	1 148 931	643 089
	Canada	26 000	10 660	26	726
	Anguilla	-	-	39 993	9 624
	Cape Verde	-	-	93 643	50 677
	United Kingdom	-	-	10 314	5 797
	Netherlands	-	-	130	290
	Germany	-	-	100 038	32 383
	Sweden	-	-	58 030	13 646
	Italy	-	-	2 310	748
	Subtotal	40 230	23 346	9 155 667	4 336 523
696	Cutlery				
	Japan	-	-	2 060	895
	Hongkong	-	-	2 367	5 221
	China	-	-	150 474	96 713
	Thailand	-	-	7 358	5 536
	Singapore	-	-	12 960	3 175
	Malaysia	133 525	72 617	52 532	20 264
	India	-	-	17 542	6 174
	United States	5 403	26 673	-	-
	Germany	-	-	44 858	12 800
	Subtotal	138 928	99 290	290 151	150 778
697	Household Equipment Of Base Metal,n.e.s				
	Japan	501 167	567 815	-	-
	Hongkong	607 459	163 135	42 152	22 303
	Korea,south	-	-	217 378	73 457
	Taiwan	1 594 045	406 171	1 820	2 412
	China	-	-	1 382 890	764 508
	Thailand	-	-	6 396	3 096
	Singapore	-	-	156 337	64 991
	Philippines	4 400	11 943	-	-
	Malaysia	2 733 076	809 746	44 584	23 841
	Vietnam	1 415 642	433 202	-	-
	India	-	-	304 285	52 545
	Sri Lanka	16 708	42 646	-	-
	Batam	-	-	1 770	5 184

Tabel 21. Lanjutan  
Table Continued

Komoditi/Commodity			Ekspor/Export		Impor/Import	
SITC		Negara/Country	Berat Bersih Net Weight (Kg)	Nilai FOB FOB Value (US\$)	Berat Bersih Net Weight (Kg)	Nilai CIF CIF Value (US\$)
(1)	(2)	(3)	(4)	(5)	(6)	(7)
		Arabia, Saudi	4 400	23 345	-	-
		Kuwait	15 531	35 020	-	-
		Madagascar	9 504	20 304	-	-
		United States	46 513	95 557	82	53
		Canada	987 646	440 192	-	-
		Mexico	31 608	91 189	-	-
		Panama	169 442	445 886	-	-
		Chile	61 539	153 040	-	-
		Peru	58 603	112 993	-	-
		France	-	-	1 302	918
		Germany	21 623	81 295	-	-
		Belgium	26 907	148 399	-	-
		Sweden	4 497	20 247	-	-
		Italy	3 784	30 560	47 892	26 323
		Subtotal	8 314 094	4 132 685	2 206 888	1 039 631
699		Manufactures Of Base Metal N.e.s				
		Japan	-	-	410 874	323 808
		Hongkong	-	-	750 953	114 771
		Korea,south	-	-	332 803	146 285
		Taiwan	18 431	46 268	1 166 894	488 153
		China	-	-	5 268 508	2 401 968
		Thailand	-	-	322 964	98 514
		Singapore	560	132	381 827	130 788
		Malaysia	58 122	119 081	1 814 305	702 093
		Brunei Darussalam	62 870	183 684	-	-
		Vietnam	-	-	23 305	9 852
		India	-	-	195 628	66 037
		Australia	126 015	114 989	18 100	13 686
		United States	1 612 185	416 663	186 072	83 133
		Mexico	-	-	44	482
		United Kingdom	-	-	200 233	97 500
		Netherlands	-	-	2 285	1 092
		Germany	-	-	12 320	13 236
		Austria	-	-	347	2 339
		Switzerland	-	-	452	2 491
		Denmark	-	-	66	1 025
		Sweden	-	-	5 360	2 012
		Finland	-	-	1 322	2 839
		Ireland	-	-	2 464	1 507
		Italy	-	-	48 083	25 096
		Slovenia	-	-	97 562	40 078
		Subtotal	1 878 183	880 817	11 242 771	4 768 785
711		Steam And Other Vapour Generating Boilers And Parts				
		Japan	-	-	37 500	33 141
		China	-	-	18 334	93 732

Tabel 21. Lanjutan  
Table 21. Continued

Komoditi/Commodity		Ekspor/Export		Impor/Import	
SITC	Negara/Country	Berat Bersih Net Weight (Kg)	Nilai FOB FOB Value (US\$)	Berat Bersih Net Weight (Kg)	Nilai CIF CIF Value (US\$)
(1)	(2)	(4)	(5)	(6)	(7)
	Papua New Guinea	40	178	-	-
	Singapore	73 381	38 377	23 498	83 307
	Malaysia	1 882	4 099	81 230	280 149
	Nigeria	6 650	19 672	1 858	9 458
	United States	-	-	210 650	530 925
	Canada	-	-	19 992	5 980
	Germany	-	-	19 446	63 183
	Belgium	-	-	198 035	91 803
	Slovenia	-	-	1 324	566
	Subtotal	81 953	62 326	611 867	1 192 244
712	Steam Or Oth Gen.boilers & Parts				
	Japan	-	-	413 076	714 415
	Singapore	20 000	25 734	17 721	129 746
	Malaysia	-	-	22 142	343 088
	United States	-	-	12 341	192 883
	Germany	-	-	16 389	130 463
	Subtotal	20 000	25 734	481 669	1 510 595
713	Internal Combustion Piston Engines And Parts				
	Japan	-	-	1 855 451	860 463
	Hongkong	-	-	14 508	1 541
	Taiwan	-	-	183 610	111 122
	China	-	-	3 587 274	1 821 698
	Thailand	-	-	101 802	34 829
	Singapore	164 680	538 967	673 715	294 418
	Malaysia	4 952	61 726	450 465	229 352
	Vietnam	-	-	1 021 097	417 072
	India	-	-	114 956	42 097
	Australia	-	-	132	503
	United States	-	-	720 142	361 712
	Brazil	-	-	299	10 434
	United Kingdom	-	-	3 168	27 494
	Netherlands	-	-	390	290
	Germany	-	-	507 744	249 596
	Belgium	-	-	2 544	21 665
	Denmark	-	-	39 809	16 093
	Sweden	-	-	1 403	16 357
	Italy	-	-	232	2 190
	Subtotal	169 632	600 693	9 278 741	4 518 926
714	Engines And Motors,non-electric,parts N.e.s				
	Japan	-	-	5 473	28 193
	China	-	-	378	458
	Malaysia	750	192	8 117	99 102
	American Samoa	-	-	969	5 872
	United States	-	-	570	18 690
	Nicaragua	-	-	9	394

Tabel 21. Lanjutan  
Table 21. Continued

Komoditi/Commodity		Ekspor/Export		Impor/Import	
SITC	Negara/Country	Berat Bersih Net Weight (Kg)	Nilai FOB FOB Value (US\$)	Berat Bersih Net Weight (Kg)	Nilai CIF CIF Value (US\$)
(1)	(2)	(4)	(5)	(6)	(7)
	United Kingdom	-	-	25	568
	Subtotal	750	192	15 541	153 277
716	Rotating Electric Plant And Parts Thereof,n.e.s				
	Japan	-	-	368 943	436 253
	Hongkong	-	-	18 031	12 051
	Korea,south	-	-	6 739	31 980
	Taiwan	-	-	250 927	174 843
	China	-	-	591 816	959 363
	Singapore	2 852	2 955	563 409	380 232
	Malaysia	6 847	234 697	122 715	198 257
	India	-	-	3 249	12 238
	Australia	-	-	590	199
	United States	-	-	86 447	63 249
	Brazil	-	-	9	103
	United Kingdom	-	-	97 083	125 081
	France	-	-	1 650	9 221
	Germany	-	-	193 954	521 795
	Belgium	-	-	202	741
	Denmark	-	-	11 886	4 093
	Poland	-	-	1 053	14 744
	Subtotal	9 699	237 652	2 318 703	2 944 443
718	Other Power Generating Machinery And Parts Thereof,n.e.s				
	Japan	-	-	10 516	147 412
	Korea,south	-	-	18 000	12 060
	Taiwan	-	-	58 164	322 373
	China	-	-	23 724	286 701
	Thailand	-	-	5 598	11 672
	Singapore	2 279	1 204	560	724
	Malaysia	-	-	15 898	252 260
	United States	-	-	197	2 405
	Canada	-	-	1 298	16 962
	France	-	-	167 765	2 325 088
	Germany	-	-	9 008	101 993
	Subtotal	2 279	1 204	310 728	3 479 650
721	Agricultural Machinery And Parts				
	Japan	-	-	10 385	13 431
	Taiwan	-	-	54 884	62 206
	China	-	-	128 635	494 982
	Thailand	708	173 600	13 591	81 837
	Singapore	13 286	18 625	18 621	171 296
	Malaysia	450	332	144 665	536 066
	Vietnam	983	602	-	-
	India	-	-	1 414	633
	West Asia, Other	-	-	1 003	1 432
	New Zealand	16 000	10 000	520	11 240

Tabel 21. Lanjutan  
Table 21. Continued

Komoditi/Commodity		Ekspor/Export		Impor/Import	
SITC	Negara/Country	Berat Bersih Net Weight (Kg)	Nilai FOB FOB Value (US\$)	Berat Bersih Net Weight (Kg)	Nilai CIF CIF Value (US\$)
(1)	(2)	(4)	(5)	(6)	(7)
	United States	-	-	17 068	94 388
	Netherlands	-	-	16 232	256 138
	Germany	-	-	19 449	210 902
	Belgium	-	-	500	2 237
	Switzerland	-	-	768	1 087
	Denmark	-	-	10 678	17 938
	Subtotal	31 427	203 159	438 413	1 955 813
722	Tractors				
	China	-	-	56 492	27 317
	India	-	-	7 959	4 548
	Australia	2 998	12 615	-	-
	United States	-	-	329	4 002
	United Kingdom	-	-	1 500	7 808
	Italy	-	-	11 952	86 000
	Subtotal	2 998	12 615	78 232	129 675
723	Civil Engineering And Contractor Plant And Equipment And Parts				
	Japan	-	-	684 296	538 030
	Korea,south	-	-	141 175	55 372
	Taiwan	-	-	16 909	5 688
	China	-	-	205 435	486 775
	Thailand	-	-	22 910	8 212
	Singapore	3 157	47 472	65 451	183 412
	Malaysia	-	-	55 140	25 528
	Vietnam	-	-	882	443
	South Africa	-	-	5 744	3 329
	Australia	-	-	79	2 039
	United States	-	-	421 413	6 107 484
	Canada	-	-	1 159	29 074
	Nicaragua	-	-	277	10 888
	Brazil	-	-	7 973	79 853
	United Kingdom	-	-	60 976	273 978
	France	-	-	80	1 978
	Germany	-	-	51 587	22 205
	Belgium	-	-	94	3 483
	Sweden	-	-	31 533	43 483
	Italy	-	-	6 390	13 147
	Spain	-	-	259	7 453
	Subtotal	3 157	47 472	1 779 762	7 901 854
724	Textile And Leather Machinery,and Parts Thereof.n.e.s				
	Japan	-	-	37 698	7 532
	Hongkong	-	-	2 012	567
	Korea,south	200	86 660	97 646	210 460
	Taiwan	-	-	27 723	30 236
	China	-	-	96 491	128 865
	Thailand	-	-	6 650	144 681

Tabel 21. Lanjutan  
Table 21. Continued

Komoditi/Commodity		Ekspor/Export		Impor/Import	
SITC	Negara/Country	Berat Bersih Net Weight (Kg)	Nilai FOB FOB Value (US\$)	Berat Bersih Net Weight (Kg)	Nilai CIF CIF Value (US\$)
(1)	(2)	(4)	(5)	(6)	(7)
	Singapore	-	-	391	351
	Malaysia	2 484	1 635	76 447	1 331 936
	United States	-	-	32 200	3 494
	Netherlands	-	-	45 837	33 432
	Germany	-	-	2 650	19 478
	Denmark	-	-	254	5 971
	Italy	-	-	109	3 564
	Spain	-	-	492	455
	Subtotal	2 684	88 295	426 600	1 921 022
725	Paper Mill And Pulp Mill Machinery,paper Cutting Machine				
	Japan	-	-	281 011	844 884
	Taiwan	-	-	43 127	375 725
	Singapore	1 571	2 089	-	-
	Malaysia	-	-	358 374	329 580
	India	-	-	41 723	205 618
	Swaziland	-	-	1 650	7 250
	Australia	-	-	20	7 674
	United States	72 611	101 417	3 033	16 482
	United Kingdom	-	-	590	59 834
	France	1 384	3 044	19 690	190 719
	Germany	-	-	2 899	30 386
	Austria	-	-	1 104	26 075
	Switzerland	-	-	10 820	25 465
	Subtotal	75 566	106 550	764 041	2 119 692
726	Printing And Bookbinding Machinery And Parts Thereof,n.e.s				
	Japan	-	-	16 618	328 276
	Taiwan	-	-	41 544	123 206
	China	-	-	53 827	846 153
	Singapore	963	1 761	252	2 998
	Malaysia	1 940	2 620	103 572	69 857
	Australia	-	-	24 036	11 468
	Netherlands	40 000	51 114	10 480	18 500
	France	-	-	1 044	735
	Germany	-	-	54 491	1 144 704
	Subtotal	42 903	55 495	305 864	2 545 897
727	Food-processing Machines And Parts Thereof,n.e.s				
	Japan	-	-	109 143	6 419 080
	Hongkong	-	-	3 149	17 626
	Taiwan	-	-	132 206	1 079 779
	China	-	-	211 512	544 095
	Thailand	4 024	30 085	12 270	385 625
	Singapore	1 112	698	31 619	179 451
	Malaysia	21 703	12 042	181 083	2 456 562
	India	-	-	1 219	8 894
	British Virgin Islands	-	-	5 533	4 629



Tabel 21. Lanjutan  
Table Continued

Komoditi/Commodity		Ekspor/Export		Impor/Import	
SITC	Negara/Country	Berat Bersih Net Weight (Kg)	Nilai FOB FOB Value (US\$)	Berat Bersih Net Weight (Kg)	Nilai CIF CIF Value (US\$)
(1)	(2)	(4)	(5)	(6)	(7)
	Australia	-	-	360 747	2 291 168
	United States	-	-	175 755	408 031
	Canada	-	-	400	3 662
	United Kingdom	-	-	230 101	1 644 906
	Netherlands	-	-	38 159	372 677
	France	-	-	16 797	67 275
	Germany	-	-	125 092	608 658
	Denmark	-	-	1 113	66 330
	Sweden	-	-	93 034	374 075
	Italy	-	-	315	6 845
	Ukraine	-	-	931	3 770
	Czech Republic	-	-	6 925	164 261
	Subtotal	26 839	42 825	1 737 103	17 107 399
728	Other Machine And Equipment Specialized For Particular Industry				
	Japan	1 591	27 884	452 381	1 575 656
	Hongkong	1 100	7 450	9 038	5 858
	Korea,south	-	-	32 583	220 525
	Taiwan	-	-	1 050 382	2 572 923
	China	-	-	580 918	2 984 009
	Thailand	80 074	244 199	413 388	1 301 619
	Singapore	400	450	336 054	600 357
	Malaysia	792 863	455 754	753 260	2 048 748
	Myanmar (burma)	2 500	1 385	-	-
	Vietnam	-	-	20	1 429
	India	-	-	3 597	8 431
	Pakistan	4 191	6 106	-	-
	Turkey	-	-	31 703	276 416
	Ghana	5 520	32 391	-	-
	Swaziland	-	-	49	429
	South Africa	-	-	4 420	22 020
	Australia	671 115	598 862	59 605	118 250
	United States	1 004 267	662 530	321 226	1 408 385
	Canada	-	-	440	603
	Brazil	-	-	28 227	47 216
	Netherlands Antilles	-	-	25 143	25 682
	United Kingdom	-	-	31 761	46 942
	Netherlands	227 046	585 445	7 031	33 485
	France	-	-	42 082	21 340
	Germany	-	-	400 854	1 680 569
	Austria	-	-	4 320	25 869
	Belgium	-	-	926	2 600
	Switzerland	180 626	191 314	-	-
	Denmark	126	970	-	-
	Finland	-	-	42	61
	Italy	-	-	208 378	734 724

Tabel 21. Lanjutan  
Table 21. Continued

Komoditi/Commodity		Ekspor/Export		Impor/Import	
SITC	Negara/Country	Berat Bersih Net Weight (Kg)	Nilai FOB FOB Value (US\$)	Berat Bersih Net Weight (Kg)	Nilai CIF CIF Value (US\$)
(1)	(2)	(4)	(5)	(6)	(7)
	Spain	-	-	12 157	26 595
	Russian Federation	101 203	54 357	-	-
	Subtotal	3 072 622	2 869 097	4 809 985	15 790 741
731	Machine-tools By Removing Metal				
	Japan	-	-	10 023	2 012
	Hongkong	-	-	6 932	12 600
	Taiwan	-	-	4 049 614	13 824 913
	China	-	-	580 057	870 594
	Singapore	27 415	43 520	805 293	612 844
	Malaysia	205	1 242	29 416	70 637
	Myanmar (burma)	35	54	-	-
	India	-	-	12 000	56 066
	United States	-	-	13 557	6 030
	United Kingdom	-	-	17 632	10 896
	Germany	-	-	5 051	4 931
	Sweden	-	-	5 440	8 442
	Italy	-	-	27 235	20 330
	Poland	-	-	735	52 918
	Czech Republic	-	-	11 835	5 427
	Subtotal	27 655	44 816	5 574 820	15 558 640
733	Machine-tool For Working Metal				
	Japan	-	-	97 655	36 942
	Hongkong	-	-	29 077	30 555
	Korea,south	-	-	1 084	1 950
	Taiwan	-	-	208 129	240 592
	China	-	-	675 464	698 451
	Singapore	9	213	18 905	13 165
	Malaysia	5 763	37 797	31 686	18 208
	India	-	-	1 733	1 507
	United Kingdom	-	-	8 050	4 998
	Italy	-	-	38 205	12 725
	Poland	-	-	8 057	16 300
	Subtotal	5 772	38 010	1 118 045	1 075 393
735	Part,nes For Machine Tools				
	Japan	-	-	12	504
	Taiwan	-	-	26 346	82 366
	China	-	-	38 729	159 899
	Singapore	-	-	32 731	29 873
	Malaysia	336	5 898	-	-
	United States	-	-	1 649	17 360
	Germany	-	-	568	1 704
	Finland	-	-	9	51
	Subtotal	336	5 898	100 044	291 757
737	Metal Working Machinery And Part				
	Japan	-	-	49 991	94 931

Tabel 21. Lanjutan  
Table 21. Continued

Komoditi/Commodity		Ekspor/Export		Impor/Import	
SITC	Negara/Country	Berat Bersih Net Weight (Kg)	Nilai FOB FOB Value (US\$)	Berat Bersih Net Weight (Kg)	Nilai CIF CIF Value (US\$)
(1)	(2)	(4)	(5)	(6)	(7)
	Hongkong	-	-	19 517	8 093
	Taiwan	-	-	155 260	418 063
	China	-	-	237 941	492 590
	Singapore	200	395	1 752	1 958
	Malaysia	60 654	148 889	26 750	45 557
	India	-	-	77	2 036
	United States	-	-	666 480	1 825 569
	France	-	-	100	1 911
	Germany	-	-	53 226	338 446
	Italy	-	-	31	1 080
	Poland	-	-	4	3
	Subtotal	60 854	149 284	1 211 129	3 230 237
741	Heating And Cooling Equipment And Parts Thereof,n.e.s				
	Japan	-	-	90 843	397 712
	Hongkong	18 800	26 984	16 899	24 830
	Taiwan	-	-	319 734	422 225
	China	-	-	406 043	3 511 793
	Singapore	2 277	55 233	467 877	851 116
	Malaysia	4 352	102 557	945 622	1 423 513
	India	-	-	12 393	8 410
	Batam	-	-	17 105	42 190
	South Africa	-	-	9	17
	Australia	-	-	4 424	40 583
	United States	-	-	174 407	536 356
	Canada	-	-	640	3 037
	United Kingdom	-	-	37 130	60 308
	Netherlands	-	-	2 015	44 841
	France	-	-	16	780
	Germany	-	-	192 445	737 631
	Austria	-	-	46	1 860
	Belgium	1 450	7 189	-	-
	Denmark	-	-	44 651	108 199
	Sweden	-	-	27 679	139 802
	Italy	-	-	4 609	16 537
	Spain	-	-	110	2 105
	Subtotal	26 879	191 963	2 764 697	8 373 845
742	Pumps For Liquid And Parts				
	Japan	-	-	57 371	138 298
	Hongkong	-	-	27 686	234 515
	Korea,south	-	-	9 449	16 224
	Taiwan	-	-	94 420	492 081
	China	-	-	169 509	560 988
	Thailand	-	-	66 074	33 498
	Singapore	529	1 923	190 154	97 466
	Malaysia	15 050	62 934	178 726	558 620

Tabel 21. Lanjutan  
Table Continued

Komoditi/Commodity		Ekspor/Export		Impor/Import	
SITC	Negara/Country	Berat Bersih Net Weight (Kg)	Nilai FOB FOB Value (US\$)	Berat Bersih Net Weight (Kg)	Nilai CIF CIF Value (US\$)
(1)	(2)	(4)	(5)	(6)	(7)
	Vietnam	-	-	7 950	72 947
	India	-	-	16 012	6 111
	Australia	-	-	52 779	77 547
	United States	-	-	188 312	653 406
	Brazil	-	-	7	249
	United Kingdom	-	-	48 524	39 425
	France	-	-	21 811	88 738
	Germany	-	-	12 111	29 677
	Belgium	-	-	9	11
	Switzerland	-	-	650	4 221
	Denmark	-	-	32 386	247 812
	Sweden	-	-	11 277	10 385
	Finland	-	-	86	1 129
	Italy	-	-	20 737	21 480
	Spain	-	-	3 264	3 869
	Subtotal	15 579	64 857	1 209 304	3 388 697
743	Pumps And Compressors;fans & Blowers;centrifuges And Parts				
	Japan	-	-	178 002	353 447
	Hongkong	2 816	32 096	18 078	19 920
	Korea,south	-	-	107 612	230 984
	Taiwan	-	-	79 979	418 134
	China	568	1 216	226 064	1 740 957
	Thailand	3 180	4 769	23 415	356 024
	Singapore	9 071	155 651	225 571	693 845
	Malaysia	3 238	37 887	325 497	1 501 621
	Brunei Darussalam	670	316	-	-
	Vietnam	-	-	17 237	71 699
	India	-	-	16 773	4 080
	Australia	-	-	117 835	98 504
	United States	-	-	385 601	1 412 396
	Canada	-	-	75 517	20 831
	Nicaragua	-	-	53	1 230
	United Kingdom	-	-	5 560	24 843
	Netherlands	-	-	13 074	94 904
	France	-	-	80 881	700 206
	Germany	-	-	88 772	1 222 017
	Switzerland	-	-	610	5 428
	Denmark	-	-	27 076	192 368
	Sweden	-	-	5 029	126 539
	Finland	-	-	4 077	38 326
	Italy	-	-	88 420	2 482 579
	Spain	-	-	811	17 311
	Bulgaria	280	1 000	-	-
	Subtotal	19 823	232 935	2 111 544	11 828 193
744	Mechanical Handling Equipment And Parts Thereof,n.e.s				

Tabel 21. Lanjutan  
Table 21. Continued

Komoditi/Commodity		Ekspor/Export		Impor/Import	
SITC	Negara/Country	Berat Bersih Net Weight (Kg)	Nilai FOB FOB Value (US\$)	Berat Bersih Net Weight (Kg)	Nilai CIF CIF Value (US\$)
(1)	(2)	(4)	(5)	(6)	(7)
	Japan	-	-	1 871 139	1 081 091
	Korea,south	-	-	216 221	111 346
	Taiwan	-	-	131 013	316 845
	China	-	-	240 763	336 952
	Thailand	-	-	38 768	191 940
	Singapore	-	-	230 064	549 180
	Malaysia	464	4 400	360 260	351 007
	Vietnam	286	774	-	-
	Australia	-	-	4	153
	United States	-	-	17 047	219 575
	United Kingdom	-	-	243 477	79 036
	Netherlands	-	-	493	2 703
	Germany	-	-	53 470	139 560
	Italy	-	-	53 548	41 302
	Subtotal	750	5 174	3 456 267	3 420 690
745	Other Non-electrical Machinery,tools And Mechanical Apparatus				
	Japan	-	-	27 497	85 066
	Hongkong	-	-	146	25 268
	Korea,south	-	-	8 233	6 089
	Taiwan	-	-	199 666	1 798 597
	China	-	-	312 904	1 098 944
	Thailand	-	-	23 206	25 486
	Singapore	2 417	8 636	115 796	422 232
	Malaysia	845	7 512	108 764	289 416
	Pakistan	275	184	-	-
	Australia	-	-	15 188	72 748
	United States	-	-	306	2 290
	Canada	19 893	40 260	-	-
	United Kingdom	-	-	14 717	19 329
	Netherlands	-	-	7 965	11 102
	France	-	-	20 109	70 007
	Germany	-	-	13 110	420 813
	Austria	242 327	348 705	84	5 324
	Belgium	-	-	980	18 265
	Switzerland	-	-	775	21 131
	Denmark	-	-	1 450	10 000
	Sweden	-	-	1 720	97 727
	Italy	-	-	175 950	2 157 888
	Subtotal	265 757	405 297	1 048 566	6 657 722
746	Ball Or Roller Bearing				
	Japan	-	-	54 705	36 996
	Korea,south	-	-	453	5 318
	Taiwan	-	-	32 862	53 488
	China	-	-	169 252	97 382
	Singapore	75 012	53 345	220 556	83 139

Tabel 21. Lanjutan  
Table Continued

Komoditi/Commodity		Ekspor/Export		Impor/Import	
SITC	Negara/Country	Berat Bersih Net Weight (Kg)	Nilai FOB FOB Value (US\$)	Berat Bersih Net Weight (Kg)	Nilai CIF CIF Value (US\$)
(1)	(2)	(4)	(5)	(6)	(7)
	Malaysia	-	-	71 304	36 745
	India	-	-	7	583
	Australia	-	-	197	305
	United States	-	-	434 272	249 897
	Brazil	-	-	27	978
	United Kingdom	-	-	1 669	8 067
	France	-	-	31	748
	Germany	-	-	31 368	28 006
	Austria	-	-	2 523	1 704
	Switzerland	-	-	12	72
	Denmark	-	-	200	2 378
	Sweden	-	-	479	2 368
	Italy	-	-	356	5 405
	Spain	-	-	102	10 844
	Hungary	-	-	188	2 050
	Subtotal	75 012	53 345	1 020 563	626 473
747	Taps,cocks,valves For Pipes				
	Japan	-	-	345 535	316 609
	Hongkong	-	-	14 988	10 261
	Korea,south	-	-	55 571	41 376
	Taiwan	-	-	70 029	199 279
	China	4 500	2 532	299 656	1 075 346
	Thailand	-	-	15 152	143 550
	Singapore	-	-	100 205	62 646
	Malaysia	-	-	809 861	744 506
	India	-	-	103 412	706 593
	Arabia, Saudi	-	-	3 923	2 318
	Turkey	-	-	8 549	38 619
	Australia	-	-	60 004	102 148
	United States	-	-	158 651	638 409
	Brazil	-	-	14	819
	United Kingdom	-	-	176 278	139 487
	Netherlands	-	-	6 529	13 813
	France	-	-	3 757	9 477
	Germany	-	-	115 902	174 129
	Belgium	-	-	32	1 161
	Switzerland	-	-	76 993	73 399
	Denmark	-	-	16 192	52 956
	Sweden	-	-	1	165
	Finland	-	-	14 161	11 730
	Italy	-	-	2 375	29 156
	Spain	-	-	327	421
	Poland	-	-	9 421	35 236
	Romania	-	-	752	442
	Subtotal	4 500	2 532	2 468 270	4 624 051

Tabel 21. Lanjutan  
Table 21. Continued

Komoditi/Commodity		Ekspor/Export		Impor/Import	
SITC	Negara/Country	Berat Bersih Net Weight (Kg)	Nilai FOB FOB Value (US\$)	Berat Bersih Net Weight (Kg)	Nilai CIF CIF Value (US\$)
(1)	(2)	(4)	(5)	(6)	(7)
748	Transmission Shafts And Cranks				
	Japan	41 540	12 340	84 596	154 742
	Hongkong	-	-	111	1 559
	Korea,south	-	-	2 833	1 705
	Taiwan	-	-	35 603	136 172
	China	-	-	345 762	583 058
	Thailand	-	-	114 688	269 301
	Singapore	3 022	1 121	485 433	213 997
	Malaysia	8 179	2 359	337 842	440 287
	Vietnam	-	-	1 217	460
	India	-	-	44 323	34 264
	South Africa	-	-	31	1 140
	Australia	-	-	34	1 185
	United States	-	-	537 434	691 711
	Canada	-	-	84	3 386
	Brazil	-	-	37	1 829
	United Kingdom	-	-	61 492	222 617
	France	-	-	9 239	54 445
	Germany	-	-	53 125	76 393
	Belgium	-	-	3 854	4 582
	Switzerland	-	-	31 515	42 551
	Denmark	-	-	282	7 816
	Sweden	-	-	5 637	11 459
	Italy	-	-	39 648	299 630
	Spain	-	-	42	1 690
	Poland	-	-	1 363	20 093
	Subtotal	52 741	15 820	2 196 225	3 276 072
749	Non-electric Parts And Accessories Of Machinery,n.e.s				
	Japan	-	-	28 646	116 125
	Hongkong	2 157	1 100	-	-
	Korea,south	-	-	624	6 541
	Taiwan	-	-	117 677	760 137
	China	-	-	46 551	154 062
	Thailand	-	-	998	4 802
	Singapore	332	627	151 000	364 331
	Malaysia	75 248	118 504	39 404	588 165
	India	-	-	282	371
	Australia	-	-	41 881	215 487
	United States	-	-	33 016	123 339
	Canada	-	-	211	7 124
	Mexico	-	-	1	118
	Brazil	-	-	235	6 730
	United Kingdom	-	-	2 972	34 415
	Netherlands	-	-	664	8 754
	France	-	-	105	962

Tabel 21. Lanjutan  
Table 21. Continued

Komoditi/Commodity		Ekspor/Export		Impor/Import	
SITC	Negara/Country	Berat Bersih Net Weight (Kg)	Nilai FOB FOB Value (US\$)	Berat Bersih Net Weight (Kg)	Nilai CIF CIF Value (US\$)
(1)	(2)	(4)	(5)	(6)	(7)
	Germany	-	-	22 497	87 403
	Belgium	-	-	3	112
	Denmark	-	-	986	12 942
	Sweden	-	-	234	1 406
	Italy	-	-	3 180	28 510
	Poland	-	-	207	3 000
	Subtotal	77 737	120 231	491 374	2 524 836
751	Office Machines				
	China	-	-	46 144	116 246
	Singapore	85	700	-	-
	Malaysia	-	-	1 585	20 041
	India	-	-	162 113	352 620
	Batam	-	-	16	300
	United States	-	-	8	62
	Germany	-	-	5 000	1 485
	Subtotal	85	700	214 866	490 754
752	Automatic Data Processing Machines And Units Thereof				
	Japan	-	-	24 812	1 125 402
	Korea,south	-	-	910	5 629
	China	-	-	27 165	108 505
	Singapore	13 744	22 115	10 913	31 116
	Philippines	-	-	6 866	8 582
	Malaysia	405	2 054	20 924	49 157
	India	-	-	122	2 066
	Australia	1 668	83 076	22	544
	United States	-	-	695	16 724
	United Kingdom	-	-	17	134
	Austria	-	-	9 775	7 048
	Switzerland	-	-	48	373
	Denmark	-	-	7 341	1 785
	Subtotal	15 817	107 245	109 610	1 357 065
759	Parts,n.e.s Of And Accessories For Machine Heading 751 Or 752				
	China	-	-	79 802	24 511
	Thailand	25 790	62 427	20 883	16 290
	Singapore	67 045	345 628	12 759	14 774
	Malaysia	126 315	388 831	13 999	7 537
	Ivory Coast	7 588	21 753	-	-
	United States	-	-	1 991	4 894
	United Kingdom	-	-	25 051	33 894
	Italy	199	1 285	-	-
	Subtotal	226 937	819 924	154 485	101 900
761	Television Receivers				
	Japan	-	-	73 234	74 721
	Hongkong	16	900	-	-
	China	-	-	26 183	33 003



Tabel 21. Lanjutan  
Table 21. Continued

Komoditi/Commodity		Ekspor/Export		Impor/Import	
SITC	Negara/Country	Berat Bersih Net Weight (Kg)	Nilai FOB FOB Value (US\$)	Berat Bersih Net Weight (Kg)	Nilai CIF CIF Value (US\$)
(1)	(2)	(4)	(5)	(6)	(7)
	Singapore	-	-	131 809	217 545
	Malaysia	-	-	531	1 204
	Subtotal	16	900	231 757	326 473
762	Radio Broadcast Receivers				
	China	-	-	17 508	6 934
	Malaysia	285	2 615	-	-
	Subtotal	285	2 615	17 508	6 934
763	Sound Recorders Or Reproducers				
	Japan	-	-	1	31
	Hongkong	-	-	6 001	4 082
	Korea,south	-	-	1 292	910
	China	-	-	83 434	60 896
	Malaysia	-	-	19 867	23 889
	Australia	573	263	-	-
	Subtotal	573	263	110 595	89 808
764	Telecommunication Equipment N.e.s And Parts				
	Hongkong	17	900	-	-
	Taiwan	-	-	45 617	124 301
	China	-	-	312 705	419 264
	Singapore	128 873	1 393 209	352	2 670
	Malaysia	8 911	24 746	446	16 303
	Batam	-	-	21 313	31 912
	Kuwait	6	120	-	-
	Australia	-	-	3 696	7 961
	Canada	-	-	4 820	20 701
	Argentina	-	-	905	1 911
	Netherlands	-	-	53	329
	France	-	-	12 847	22 819
	Subtotal	137 807	1 418 975	402 754	648 171
771	Electric Power Machinery & Parts				
	Japan	-	-	61 379	42 880
	Taiwan	-	-	42 852	53 272
	China	-	-	16 854	20 208
	Thailand	-	-	4 109	7 650
	Singapore	-	-	358	236
	Malaysia	55 152	435 449	67 667	46 832
	Australia	-	-	22	430
		83 436	65 341	-	-
	United States	168	5 037	2 061	100 196
	Canada	-	-	48 228	24 854
	United Kingdom	-	-	1 411	30 818
	France	-	-	1 800	923
	Germany	-	-	3 467	31 068
	Austria	-	-	8 750	3 608
	Subtotal	138 756	505 827	258 958	362 975

Tabel 21. Lanjutan  
Table Continued

Komoditi/Commodity		Ekspor/Export		Impor/Import	
SITC	Negara/Country	Berat Bersih Net Weight (Kg)	Nilai FOB FOB Value (US\$)	Berat Bersih Net Weight (Kg)	Nilai CIF CIF Value (US\$)
(1)	(2)	(4)	(5)	(6)	(7)
772	Electrical Apparatus For Making And Breaking Electrical Circuit				
	Japan	-	-	48 451	163 933
	Hongkong	-	-	725	2 287
	Korea,south	-	-	322	944
	Taiwan	-	-	19 430	64 416
	China	-	-	71 808	46 837
	Thailand	-	-	1 344	974
	Singapore	10 944	6 927	13 235	535 218
	Malaysia	7 263	45 297	4 690	96 527
	Australia	-	-	15	1 285
	United States	-	-	32 487	493 224
	Canada	-	-	64	3 140
	Brazil	-	-	7	243
	Netherlands Antilles	-	-	19 981	48 158
	United Kingdom	-	-	894	12 954
	Netherlands	34 336	196 131	1 294	16 244
	France	-	-	975	14 961
	Germany	-	-	4 016	56 620
	Belgium	-	-	3	171
	Switzerland	-	-	458	3 110
	Denmark	-	-	360	5 772
	Ireland	-	-	87	1 563
	Italy	-	-	897	3 115
	Spain	-	-	937	11 324
	Poland	-	-	18	226
	Subtotal	52 543	248 355	222 498	1 583 246
773	Equipment For Distributing Electricity				
	Japan	-	-	167 327	254 645
	Korea,south	-	-	14 511	5 464
	Taiwan	-	-	35 575	47 629
	China	-	-	85 033	307 842
	Thailand	-	-	2 379	1 145
	Singapore	-	-	24 028	21 732
	Malaysia	264	204 990	10 736	21 285
	United States	-	-	12 416	24 785
	Mexico	-	-	1	7
	Brazil	-	-	4	228
	Netherlands	-	-	9 194	7 015
	France	-	-	1 983	1 008
	Germany	-	-	36 281	50 663
	Sweden	-	-	37 203	37 319
	Subtotal	264	204 990	436 671	780 767
774	Electric Apparatus For Medical Purpose & Radiological Apparatus				
	United States	-	-	188	1 417
	United Kingdom	-	-	30	145

Tabel 21. Lanjutan  
Table 21. Continued

Komoditi/Commodity		Ekspor/Export		Impor/Import	
SITC	Negara/Country	Berat Bersih Net Weight (Kg)	Nilai FOB FOB Value (US\$)	Berat Bersih Net Weight (Kg)	Nilai CIF CIF Value (US\$)
(1)	(2)	(4)	(5)	(6)	(7)
	Subtotal	-	-	218	1 562
775	Household Type,electrical And Non-electrical Equipment,n.e.s				
	Japan	-	-	20 176	9 725
	Hongkong	26 686	77 279	35 003	23 202
	Korea,south	-	-	41 695	27 901
	Taiwan	20	200	2 400	1 513
	China	-	-	379 192	261 905
	Thailand	-	-	101	805
	Singapore	-	-	22 155	13 234
	Malaysia	32 050	112 324	11 935	29 715
	Batam	-	-	13 233	6 460
	United States	-	-	66 674	52 687
	Jamaica	3 615	10 400	-	-
	Subtotal	62 371	200 203	592 564	427 147
776	Thermionic,cold Cathode And Photo-cathode Valves And Tubes				
	Japan	536	3 516	248	281
	Taiwan	555	4 056	143	664
	China	-	-	83 209	163 459
	Singapore	-	-	5	97
	Malaysia	4 935	18 460	210	238
	United States	-	-	137 525	164 981
	United Kingdom	-	-	52 800	34 017
	Germany	-	-	252	283
	Belgium	-	-	17	441
	Subtotal	6 026	26 032	274 409	364 461
778	Electrical Machinery And Apparatus,n.e.s				
	Japan	-	-	213 925	899 275
	Hongkong	-	-	411 476	1 160 307
	Korea,south	-	-	3 391	27 295
	Taiwan	-	-	572 337	467 027
	China	-	-	1 818 227	3 275 687
	Singapore	112 970	204 523	154 679	228 955
	Malaysia	167 478	1 074 402	172 746	109 855
	Vietnam	-	-	5 000	4 707
	India	-	-	8 205	3 412
	Arabia, Saudi	371 161	247 414	-	-
	Lebanon	25 586	54 335	-	-
	Syria	3 642	14 114	-	-
	Ghana	30 000	14 333	-	-
	Australia	-	-	283	416
	United States	66 112	110 209	783 692	759 983
	Brazil	-	-	16	508
	United Kingdom	-	-	3 238	15 050
	Netherlands	27 014	220 396	27 224	34 437
	France	-	-	237	12 232

Tabel 21. Lanjutan  
Table 21. Continued

Komoditi/Commodity		Ekspor/Export		Impor/Import	
SITC	Negara/Country	Berat Bersih Net Weight (Kg)	Nilai FOB FOB Value (US\$)	Berat Bersih Net Weight (Kg)	Nilai CIF CIF Value (US\$)
(1)	(2)	(4)	(5)	(6)	(7)
	Germany	-	-	464 706	414 201
	Belgium	50 908	138 536	2 255	2 057
	Switzerland	14 630	19 932	67	1 496
	Finland	-	-	1	2
	Italy	-	-	6 175	14 399
	Spain	-	-	1 329	1 779
	Hungary	-	-	20 470	40 411
	Romania	-	-	36	321
	Subtotal	869 501	2 098 194	4 669 715	7 473 812
781	Passenger Motor Cars				
	Japan	-	-	1 011	668
	China	-	-	213	283
	Thailand	-	-	18 190	4 570
	Germany	-	-	249 354	485 995
	Subtotal	-	-	268 768	491 516
782	Motor Vehicle For The Transport Of Goods				
	Japan	-	-	3 371 480	1 625 964
	Singapore	310	1 090	2 040 464	1 626 154
	Malaysia	1 686	7 583	-	-
	United States	-	-	817 906	442 894
	Sweden	-	-	49 039	18 227
	Subtotal	1 996	8 673	6 278 889	3 713 239
783	Road Motor Vehicles,n.e.s				
	Japan	-	-	21 904	33 411
	China	-	-	76 776	53 502
	Singapore	-	-	9 010	8 308
	Malaysia	-	-	8 185	3 576
	India	-	-	6 442	4 632
	Italy	-	-	230	105
	Subtotal	-	-	122 547	103 534
784	Parts And Accessories,n.e.s Of The Motor Vehicles				
	Japan	22	36 000	53 214	18 939
	Taiwan	-	-	160 542	455 621
	China	-	-	1 726 939	1 111 818
	Thailand	7 040	2 997	12 329	6 602
	Singapore	-	-	284 161	1 434 654
	Malaysia	39 122	228 588	46 664	22 074
	Vietnam	-	-	466	1 089
	India	-	-	116 788	140 936
	Australia	355	14 015	11	77
	United States	-	-	57 971	39 911
	Brazil	-	-	263	1 917
	Germany	-	-	72 139	280 613
	Italy	-	-	991	316
	Spain	-	-	12 667	29 304

Tabel 21. Lanjutan  
Table Continued

Komoditi/Commodity		Ekspor/Export		Impor/Import	
SITC	Negara/Country	Berat Bersih Net Weight (Kg)	Nilai FOB FOB Value (US\$)	Berat Bersih Net Weight (Kg)	Nilai CIF CIF Value (US\$)
(1)	(2)	(4)	(5)	(6)	(7)
	Subtotal	46 539	281 600	2 545 145	3 543 871
785	Motorcycles, motor Scooters, and Other Cycles Motorized And Non-mt				
	Taiwan	-	-	235 524	369 681
	China	-	-	2 655 450	2 236 882
	Singapore	3 179	9 833	1 117 408	389 688
	Malaysia	26 213	92 456	91 835	44 724
	Vietnam	66 577	334 505	-	-
	India	-	-	917 654	371 635
	Colombia	195	22 441	-	-
	United Kingdom	52 518	16 000	-	-
	Czech Republic	-	-	15 225	4 146
	Subtotal	148 682	475 235	5 033 096	3 416 756
786	Trailer And Other-vehicle, not Motorized				
	Japan	-	-	339 181	134 894
	Hongkong	-	-	1 733	440
	Korea, south	-	-	61 972	18 554
	Taiwan	75 136	123 608	64 107	23 437
	China	-	-	187 135	77 060
	Singapore	129 785	97 031	321 411	178 048
	Malaysia	762	2 074	-	-
	India	-	-	79 725	25 465
	Arab Emirates, United	62 555	184 346	-	-
	United States	-	-	15 899	26 198
	Mexico	32 232	23 491	-	-
	Netherlands	-	-	11 771	2 772
	Sweden	-	-	20 255	17 254
	Subtotal	300 470	430 550	1 103 189	504 122
791	Railway Vehicles And Associated Equipment				
	Japan	-	-	39 111	13 466
	Taiwan	-	-	93 711	169 350
	Singapore	7 000	4 315	23 830	41 864
	Subtotal	7 000	4 315	156 652	224 680
792	Aircraft And Associated Equipment And Parts Thereof, n.e.s				
	Singapore	-	-	59	4 984
	Iran	-	-	3 401	701
	Subtotal	-	-	3 460	5 685
793	Ships, boats And Floating Structures				
	Japan	-	-	548	201
	Hongkong	113 806	82 684	-	-
	Taiwan	-	-	12 471 633	32 451 014
	China	-	-	151 201	141 298
	Thailand	-	-	201 449	189 637
	Singapore	-	-	23 145	24 268
	Malaysia	17 280	21 350	20 200	51 970
	Mauritius	-	-	22 000 000	8 081 640

Tabel 21. Lanjutan  
Table 21. Continued

Komoditi/Commodity		Ekspor/Export		Impor/Import	
SITC	Negara/Country	Berat Bersih Net Weight (Kg)	Nilai FOB FOB Value (US\$)	Berat Bersih Net Weight (Kg)	Nilai CIF CIF Value (US\$)
(1)	(2)	(4)	(5)	(6)	(7)
	Australia	-	-	37 500	14 387
	Panama	-	-	2 524	177
	Finland	-	-	3 738 000	28 000 000
	Subtotal	131 086	104 034	38 646 200	68 954 592
811	Prefabricated Buildings				
	China	-	-	22 832	86 550
	Singapore	1 101	2 814	-	-
	Vietnam	-	-	19 453	4 737
	Subtotal	1 101	2 814	42 285	91 287
812	Sanitary,plumbing,heating And Lighting Fixtures And Fittings				
	Japan	-	-	4 856	5 257
	Taiwan	-	-	9 090	4 247
	China	-	-	33 312	11 166
	Singapore	6 275	17 679	161	189
	Malaysia	122 955	200 521	-	-
	India	-	-	14 124	5 548
	Yemen	6 400	10 395	-	-
	United States	-	-	21 900	7 000
	Germany	-	-	30 000	100 701
	Spain	-	-	37 808	6 590
	Subtotal	135 630	228 595	151 251	140 698
813	Lighting Fixtures And Fittings				
	Hongkong	-	-	23	11
	Taiwan	114 814	222 534	-	-
	China	-	-	76 327	34 914
	Thailand	11 712	41 362	-	-
	Singapore	7 451	37 275	451	6 296
	Malaysia	262 596	521 434	11 461	4 049
	Arabia, Saudi	21 812	17 536	-	-
	Cameroon	379	1 470	-	-
	United States	130 672	265 078	-	-
	Mexico	306 136	1 016 372	-	-
	Guatemala	29 990	81 858	-	-
	Colombia	78 086	268 321	-	-
	United Kingdom	102 710	319 509	-	-
	Netherlands	-	-	14 577	3 647
	Germany	39 914	125 986	-	-
	Subtotal	1 106 272	2 918 735	102 839	48 917
821	Furniture And Parts Thereof				
	Japan	663 810	1 098 340	2 307	22 791
	Hongkong	5 981 983	8 703 967	-	-
	Korea,south	2 112 094	2 934 680	-	-
	Taiwan	3 512 633	2 952 520	2	24
	China	408 405	216 345	101 601	45 994
	Thailand	54 765	24 098	14 733	3 942

Tabel 21. Lanjutan  
Table 21. Continued

Komoditi/Commodity		Ekspor/Export		Impor/Import	
SITC		Berat Bersih Net Weight (Kg)	Nilai FOB FOB Value (US\$)	Berat Bersih Net Weight (Kg)	Nilai CIF CIF Value (US\$)
(1)	(2)	(3)	(4)	(5)	(6)
	Singapore	1 274 716	749 118	756	572
	Malaysia	3 884 729	3 779 574	23 747	5 464
	Vietnam	115 073	59 674	-	-
	India	12 260	21 415	-	-
	Batam	-	-	43 510	12 624
	Arabia, Saudi	15 662	51 707	-	-
	Kuwait	1 263	5 411	-	-
	Lebanon	22 313	48 459	-	-
	Arab Emirates, United	49 796	46 310	-	-
	Egypt	55 508	22 016	-	-
	Nigeria	2 669	8 380	-	-
	Sierra Leone	5 890	8 948	-	-
	Burkina Faso	21 188	31 130	-	-
	South Africa	11 391	18 985	-	-
	Australia	399 212	397 465	3 130	3 428
	New Zealand	67 121	113 487	-	-
	Cocos (killing) IInd	15 663	15 051	-	-
	United States	2 180 276	1 618 999	14 372	9 147
	Canada	2 635 642	4 391 892	-	-
	Mexico	580 589	766 275	-	-
	Suriname	9 671	18 477	-	-
	Argentina	112 199	230 425	-	-
	Puerto Rico	406 050	589 044	-	-
	Costa Rica	10 713	27 142	-	-
	Netherlands Antilles	-	-	491	502
	Norfolk Island	24 225	30 708	-	-
	United Kingdom	3 217 924	4 036 016	-	-
	Netherlands	1 387 435	2 725 984	-	-
	France	822 956	928 149	-	-
	Germany	196 754	381 118	-	-
	Austria	36 646	81 620	-	-
	Belgium	908 992	913 713	-	-
	Switzerland	35 338	62 923	-	-
	Denmark	247 737	304 840	-	-
	Norway	151 553	386 680	-	-
	Sweden	65 610	163 461	3	110
	Finland	121	394	-	-
	Ireland	190 853	222 020	-	-
	Italy	59 119	111 851	-	-
	Spain	406 480	660 170	-	-
	Greece	199 290	563 837	-	-
	Hungary	114 340	279 867	-	-
	Poland	11 340	35 354	-	-
	Ukraine	27 975	52 881	-	-
	Latvia	775	2 205	-	-

Tabel 21. Lanjutan  
Table Continued

Komoditi/Commodity		Ekspor/Export		Impor/Import	
SITC	Negara/Country	Berat Bersih Net Weight (Kg)	Nilai FOB FOB Value (US\$)	Berat Bersih Net Weight (Kg)	Nilai CIF CIF Value (US\$)
(1)	(2)	(4)	(5)	(6)	(7)
	Slovakia	4 575	6 367	-	-
	Russian Federation	6 236	19 890	-	-
	Subtotal	32 739 558	40 919 382	204 652	104 598
831	Travel Goods				
	Hongkong	-	-	34 350	89 568
	China	-	-	155 641	140 953
	Thailand	4 649	8 969	-	-
	Singapore	10 360	232 705	-	-
	Malaysia	69 390	90 743	3 441	813
	Cambodia	94 839	95 030	-	-
	India	-	-	2	26
	Egypt	33	2 400	-	-
	Switzerland	179	19 128	-	-
	Subtotal	179 450	448 975	193 434	231 360
841	Men's Coats,jacket,not Knitted				
	Japan	2 718	16 285	-	-
	Hongkong	728	1 377	-	-
	Korea,south	739	5 328	-	-
	Taiwan	735	4 684	-	-
	China	-	-	5 577	14 927
	Singapore	269 754	692 797	-	-
	Malaysia	1 404 967	6 281 684	-	-
	Cambodia	158	241	-	-
	Brunei Darussalam	77 563	53 358	-	-
	India	-	-	26 158	15 136
	Sri Lanka	216 097	179 742	-	-
	Arabia, Saudi	504	770	-	-
	Arab Emirates, United	44 010	158 416	-	-
	Tanzania	-	-	137	166
	Australia	107	53	-	-
	United States	13 480	88 326	-	-
	Canada	6 113	75 292	-	-
	Mexico	2 624	18 483	-	-
	Netherlands	11 151	37 158	-	-
	Russian Federation	702	3 476	-	-
	Subtotal	2 052 150	7 617 470	31 872	30 229
842	Women's Coats,jacket,not Knitted				
	Hongkong	8	50	-	-
	Singapore	19 468	135 004	-	-
	Malaysia	257 787	1 136 082	-	-
	Sri Lanka	2 973	16 246	-	-
	Batam	-	-	2 609	1 420
	Arabia, Saudi	2 160	3 947	-	-
	Arab Emirates, United	78	1 406	-	-
	New Zealand	1 655	3 368	-	-



Tabel 21. Lanjutan  
Table 21. Continued

Komoditi/Commodity		Ekspor/Export		Impor/Import	
SITC	Negara/Country	Berat Bersih Net Weight (Kg)	Nilai FOB FOB Value (US\$)	Berat Bersih Net Weight (Kg)	Nilai CIF CIF Value (US\$)
(1)	(2)	(4)	(5)	(6)	(7)
	United States	17 468	101 996	-	-
	Subtotal	301 597	1 398 099	2 609	1 420
843	Men's Coats,jacket,knitted				
	Japan	1 116	100	-	-
	China	-	-	68	2 634
	Singapore	59 127	250 470	-	-
	Malaysia	105 762	816 128	18 762	13 978
	Sri Lanka	46 151	300 064	-	-
	Arab Emirates, United	17 193	105 865	-	-
	Subtotal	229 349	1 472 627	18 830	16 612
844	Women's Coats, Jacket, Knitted				
	Hongkong	4 793	9 650	-	-
	China	-	-	7 883	123 805
	Malaysia	108 142	703 586	-	-
	Mozambique	4 785	8 163	-	-
	United States	17 109	216 994	-	-
	United Kingdom	9 933	7 314	-	-
	France	896	1 658	-	-
	Subtotal	145 658	947 365	7 883	123 805
845	Articles Of Apparel, Nes				
	Taiwan	-	-	8 000	1 299
	China	-	-	31 878	172 285
	Thailand	30 439	33 903	-	-
	Singapore	1 292	5 215	-	-
	Malaysia	103 853	241 339	110	833
	Cambodia	73 544	641 687	-	-
	Arab Emirates, United	590	23 296	-	-
	Australia	4 687	9 387	-	-
	United States	1 976	4 092	-	-
	Mexico	33	126	-	-
	United Kingdom	46	308	-	-
	Netherlands	5 970	19 264	-	-
	France	1 201	1 741	-	-
	Germany	1 430	3 581	-	-
	Norway	3 133	3 947	-	-
	Subtotal	228 194	987 886	39 988	174 417
846	Clothing Accessories Of Textiles Fabrics				
	Japan	-	-	90	1 503
	Hongkong	-	-	151	100
	Taiwan	-	-	508	211
	China	-	-	12 401	11 443
	Singapore	1 026	12 608	-	-
	Malaysia	26 852	173 102	5 830	2 081
	France	392	544	-	-
	Subtotal	28 270	186 254	18 980	15 338

Tabel 21. Lanjutan  
Table Continued

Komoditi/Commodity		Ekspor/Export		Impor/Import	
SITC	Negara/Country	Berat Bersih Net Weight (Kg)	Nilai FOB FOB Value (US\$)	Berat Bersih Net Weight (Kg)	Nilai CIF CIF Value (US\$)
(1)	(2)	(4)	(5)	(6)	(7)
848	Articles Of Apparel And Clothing Accessories Of Oth. Than Tex. Fab.				
	Japan	638 578	1 116 731	61 922	18 175
	Hongkong	359 443	581 754	6 492	1 227
	Taiwan	388 324	94 301	-	-
	China	-	-	124 659	141 835
	Singapore	179 901	245 054	35	733
	Malaysia	624 169	629 627	26 744	58 229
	Cambodia	41 153	22 722	-	-
	Vietnam	55 890	80 500	-	-
	Batam	-	-	100 592	35 608
	Iran	126 836	163 276	-	-
	Arabia, Saudi	39 246	68 872	-	-
	Lebanon	83 435	114 844	-	-
	Yemen	16 350	20 925	-	-
	Turkey	59 780	125 150	-	-
	Egypt	86 383	177 500	-	-
	Tunisia	20 240	34 500	-	-
	Kenya	95 670	166 440	-	-
	Botswana	2 241	3 865	-	-
	Gabon	175 241	31 350	-	-
	Uganda	9 680	16 500	-	-
	South Africa	133 428	142 575	-	-
	Malawi	8 234	12 075	-	-
	Australia	346 167	513 083	23 873	3 738
	New Zealand	92 299	222 453	-	-
	United States	454 262	801 416	347	284
	Canada	7 809 887	17 893 490	-	-
	Mexico	4 496 625	9 569 609	-	-
	Panama	8 371	11 059	-	-
	Chile	1 354 150	3 241 095	-	-
	Argentina	762 919	1 770 597	-	-
	Brazil	670 275	1 307 390	-	-
	Colombia	328 795	653 869	-	-
	Uruguay	254 884	490 495	-	-
	Paraguay	8 520	13 340	-	-
	Ecuador	51 603	92 100	-	-
	Peru	50 740	88 705	-	-
	Jamaica	24 785	50 031	-	-
	Dominican Republic	16 118	28 600	-	-
	El Salvador	133 749	239 975	-	-
	Costa Rica	16 200	25 760	-	-
	Cayman Islands	10 500	10 500	-	-
	United Kingdom	1 269 286	2 351 537	13	6
	Netherlands	2 136 749	2 534 618	-	-
	France	564 508	1 203 051	-	-

Tabel 21. Lanjutan  
Table 21. Continued

Komoditi/Commodity		Ekspor/Export		Impor/Import	
SITC	Negara/Country	Berat Bersih Net Weight (Kg)	Nilai FOB FOB Value (US\$)	Berat Bersih Net Weight (Kg)	Nilai CIF CIF Value (US\$)
(1)	(2)	(4)	(5)	(6)	(7)
	Germany	1 075 838	1 946 134	-	-
	Belgium	1 039 345	2 398 845	-	-
	Switzerland	443 482	1 088 995	-	-
	Denmark	567 539	1 264 563	-	-
	Norway	151 179	361 125	-	-
	Sweden	129 394	310 006	-	-
	Ireland	75 625	91 300	-	-
	Italy	483 682	1 090 589	-	-
	Spain	2 639 263	4 625 470	-	-
	Portugal	609 211	1 036 923	-	-
	Greece	470 091	774 535	-	-
	Bulgaria	42 946	95 757	-	-
	Ukraine	76 320	121 832	-	-
	Russian Federation	108 764	184 100	-	-
	Subtotal	31 918 293	62 351 508	344 677	259 835
851	Footwear				
	Korea,south	18 989	29 464	-	-
	Taiwan	-	-	1 534	1 465
	China	-	-	140 350	52 750
	Thailand	-	-	37 362	15 115
	Singapore	5 105	5 771	6 951	783
	Malaysia	942 170	1 090 810	-	-
	Australia	11 240	364 347	-	-
	United States	22 853	88 660	2 924	48 683
	Mexico	12 263	57 585	-	-
	Spain	37 524	171 573	-	-
	Greece	13 929	74 393	-	-
	Subtotal	1 064 073	1 882 603	189 121	118 796
871	Optical Instrument And Apparatus				
	Japan	-	-	8 000 000	74 420 000
	China	-	-	53	6 106
	Malaysia	1 220	114 444	81	656
	Vietnam	1 160	89 481	-	-
	India	1 033	727 769	-	-
	Lebanon	420	33 660	-	-
	Arab Emirates, United	966	71 808	-	-
	United Kingdom	1 020	67 320	-	-
	Belgium	120	8 976	-	-
	Russian Federation	291	45 036	-	-
	Subtotal	6 230	1 158 494	8 000 134	74 426 762
872	Medical Instruments And Appliances, Nes				
	Korea,south	3 104	9 186	-	-
	Taiwan	-	-	14	959
	China	-	-	13 430	17 841
	Singapore	-	-	49 819	30 697

Tabel 21. Lanjutan  
Table 21. Continued

Komoditi/Commodity		Ekspor/Export		Impor/Import	
SITC	Negara/Country	Berat Bersih Net Weight (Kg)	Nilai FOB FOB Value (US\$)	Berat Bersih Net Weight (Kg)	Nilai CIF CIF Value (US\$)
(1)	(2)	(4)	(5)	(6)	(7)
	Malaysia	-	-	687 685	291 357
	Batam	-	-	25	746
	United States	7 300	18 000	147 019	87 763
	France	-	-	50	15 689
	Switzerland	-	-	1	977
	Italy	-	-	76 920	29 073
	Subtotal	10 404	27 186	974 963	475 102
873	Meters And Counters, Nes				
	Japan	-	-	616	14 078
	Taiwan	-	-	77	1 097
	China	-	-	719	2 977
	Singapore	-	-	10	391
	United States	-	-	602	109 092
	United Kingdom	-	-	109	3 584
	Germany	-	-	1 243	15 439
	Denmark	-	-	278	37 688
	Subtotal	-	-	3 654	184 346
874	Measuring, Checking, Analysing And Controlling Instrument And App.				
	Japan	-	-	45 095	123 703
	Hongkong	-	-	334	1 746
	Taiwan	-	-	27 636	161 185
	China	-	-	294 326	278 480
	Singapore	834	180 608	10 814	345 308
	Malaysia	3 424	144 522	95 810	120 839
	India	-	-	34 941	18 971
	Batam	-	-	16 245	12 115
	Australia	-	-	27	474
	United States	-	-	46 505	350 121
	Canada	-	-	1	41
	United Kingdom	-	-	10 117	80 626
	Netherlands	-	-	641	8 843
	France	-	-	3 485	57 525
	Germany	-	-	48 585	107 006
	Belgium	-	-	180	11 453
	Switzerland	-	-	570	21 409
	Denmark	-	-	480	7 154
	Italy	-	-	45 185	16 959
	Portugal	-	-	601	6 436
	Hungary	-	-	12	930
	Subtotal	4 258	325 130	681 590	1 731 324
881	Photographic Apparatus And Equipment, Nes				
	Singapore	244	46 008	10	22
	Subtotal	244	46 008	10	22
882	Photographic And Cinematographic Supplies				
	Japan	-	-	104	506

Tabel 21. Lanjutan  
Table 21. Continued

Komoditi/Commodity		Ekspor/Export		Impor/Import	
SITC	Negara/Country	Berat Bersih Net Weight (Kg)	Nilai FOB FOB Value (US\$)	Berat Bersih Net Weight (Kg)	Nilai CIF CIF Value (US\$)
(1)	(2)	(4)	(5)	(6)	(7)
	Singapore	-	-	5	5
	Malaysia	-	-	37 019	27 948
	Subtotal	-	-	37 128	28 459
884	Optical Goods,n.e.s				
	Japan	29 664	1 134 922	2	2 895
	Hongkong	84 299	202 634	22 643	14 991
	Korea,south	3 480	1 224 722	-	-
	Taiwan	14 737	2 778 889	483	494
	China	-	-	387 793	344 258
	Thailand	118 578	1 002 059	-	-
	Singapore	66 568	2 515 328	14 094	59 866
	Philippines	792	297 000	-	-
	Malaysia	17 099	1 302 789	34	1 119
	Vietnam	5 922	606 173	-	-
	India	37 355	2 606 237	-	-
	Pakistan	16 143	1 274 460	-	-
	Bangladesh	1 476	479 874	-	-
	Iran	10 695	1 409 536	-	-
	Kuwait	6	368	-	-
	Lebanon	2 082	281 318	-	-
	Syria	7	3 911	-	-
	Turkey	762	53 054	-	-
	Arab Emirates, United	15 503	331 564	-	-
	Egypt	1 776	100 977	-	-
	Morocco	1 748	32 384	-	-
	Tunisia	1 292	72 667	-	-
	Somalia	708	94 571	-	-
	Kenya	872	77 507	-	-
	Cameroon	86	11 712	-	-
	Nigeria	207	9 356	-	-
	Mauritania	42	2 052	-	-
	South Africa	2 773	268 295	-	-
	Australia	7 222	362 425	4 870	2 880
	New Zealand	1 736	103 040	-	-
	United States	40 122	1 805 304	58	1 092
	Canada	1 990	220 752	-	-
	Mexico	33 263	4 350 479	-	-
	Brazil	18 475	2 192 170	-	-
	Peru	21 219	2 077 808	-	-
	Dominican Republic	20 561	1 784 878	-	-
	United Kingdom	31 235	2 916 009	-	-
	France	19 446	630 601	-	-
	Germany	357	24 187	-	-
	Ireland	9 270	43 040	-	-
	Italy	12 526	667 767	-	-

Tabel 21. Lanjutan  
Table Continued

Komoditi/Commodity		Ekspor/Export		Impor/Import	
SITC	Negara/Country	Berat Bersih Net Weight (Kg)	Nilai FOB FOB Value (US\$)	Berat Bersih Net Weight (Kg)	Nilai CIF CIF Value (US\$)
(1)	(2)	(4)	(5)	(6)	(7)
	Spain	451	37 805	-	-
	Hungary	7 536	1 141 339	-	-
	Lithuania	357	40 720	-	-
	Latvia	433	40 638	-	-
	Russian Federation	327	65 925	-	-
	Subtotal	661 198	36 679 246	429 977	427 595
885	Watches And Clocks				
	Japan	-	-	4	113
	Taiwan	-	-	220	546
	China	-	-	15 926	27 587
	Malaysia	5 078	10 134	884	1 250
	India	-	-	1 506	379
	United States	-	-	9 625	31 545
	United Kingdom	-	-	5 629	6 499
	Netherlands	-	-	7	1 035
	Germany	-	-	18	193
	Italy	-	-	3	22
	Subtotal	5 078	10 134	33 822	69 169
892	Printed Matter				
	Japan	-	-	1 971	1 499
	Hongkong	-	-	1	18
	Taiwan	31 553	16 436	21 554	54 255
	China	-	-	32 844	40 144
	Thailand	143 854	102 191	12 540	46 899
	Singapore	23 294	35 848	4	163
	Malaysia	16 230	8 642	26 222	48 632
	Cambodia	4 520	14 430	-	-
	Batam	-	-	2 328	5 143
	Lebanon	2 483	8 642	-	-
	Arab Emirates, United	1 089	3 456	-	-
	Cyprus	72 630	238 816	-	-
	Australia	-	-	6	68
	United States	-	-	35 955	110 724
	Netherlands	-	-	273	401
	Germany	-	-	213	2 066
	Denmark	3 556	11 162	-	-
	Bulgaria	-	-	6 349	3 517
	Subtotal	299 209	439 623	140 260	313 529
893	Article,n.e.s Of Plastics				
	Japan	3 545 964	2 499 363	31 081	11 695
	Hongkong	16 793	1 579	54 854	24 597
	Korea,south	-	-	99 581	62 760
	Taiwan	18 837	17 432	151 636	75 389
	China	198 320	181 626	873 395	429 647
	Thailand	3 588 267	2 991 046	353 232	66 023

Tabel 21. Lanjutan  
Table 21. Continued

Komoditi/Commodity		Ekspor/Export		Impor/Import	
SITC	Negara/Country	Berat Bersih Net Weight (Kg)	Nilai FOB FOB Value (US\$)	Berat Bersih Net Weight (Kg)	Nilai CIF CIF Value (US\$)
(1)	(2)	(4)	(5)	(6)	(7)
	Singapore	4 312 963	3 744 403	31 695	16 039
	Philippines	2 456	3 425	-	-
	Malaysia	3 319 243	2 480 798	476 093	393 334
	Cambodia	5 653	10 530	-	-
	India	5 081	4 906	109 532	41 371
	Sri Lanka	-	-	8 183	11 153
	Batam	-	-	6 162	9 990
	Kuwait	10 638	19 080	-	-
	Jordan	15 487	47 038	-	-
	Lebanon	404	1 329	-	-
	Arab Emirates, United	6 626	12 237	-	-
	Bahrain	6 104	13 832	-	-
	Cyprus	155 438	146 771	-	-
	Seychelles	2 580	2 872	-	-
	Australia	6 482	9 966	6 241	204 311
	United States	-	-	11 735	12 136
	Mexico	-	-	2 457	5 230
	Jamaica	624 575	241 982	-	-
	United Kingdom	1 873	2 700	251	1 859
	Netherlands	-	-	26 680	30 368
	France	298	435	31	87
	Germany	-	-	546	2 718
	Belgium	-	-	21 622	4 304
	Italy	2 420	1 248	28 591	14 897
	Portugal	8 660	11 331	-	-
	Iceland	-	-	399	1 836
	Greece	7 971	9 236	-	-
	Subtotal	15 863 133	12 455 165	2 293 997	1 419 744
894	Baby Carriages, toys, games And Sporting Goods				
	Japan	18 990	11 993	500	948
	Hongkong	190	1 313	7 289	22 500
	Korea, south	18	6	456	160
	Taiwan	-	-	12 990	15 107
	China	-	-	1 250 881	929 862
	Thailand	2 221	1 184	-	-
	Singapore	387	18 046	34 641	14 704
	Philippines	1 127	2 781	-	-
	Malaysia	14 067	31 953	474 015	285 691
	Lebanon	7 393	24 067	-	-
	Egypt	1 436	19 380	-	-
	Fiji	-	-	3 635	1 484
	United States	33 987	5 476	-	-
	Italy	-	-	1 965	686
	Subtotal	79 816	116 199	1 786 372	1 271 142
895	Office And Stationery Supplies N.e.s				

Tabel 21. Lanjutan  
Table 21. Continued

Komoditi/Commodity		Ekspor/Export		Impor/Import	
SITC	Negara/Country	Berat Bersih Net Weight (Kg)	Nilai FOB FOB Value (US\$)	Berat Bersih Net Weight (Kg)	Nilai CIF CIF Value (US\$)
(1)	(2)	(4)	(5)	(6)	(7)
	Japan	365	4 993	604	4 896
	Hongkong	-	-	578	316
	Korea,south	-	-	49 692	29 434
	Taiwan	-	-	29 963	15 149
	China	-	-	334 865	162 681
	Thailand	-	-	28 903	62 872
	Singapore	8 452	1 557	12 671	6 918
	Malaysia	17 213	24 944	18 313	4 821
	India	-	-	213 233	66 430
	Batam	-	-	2 197	763
	Australia	-	-	78	1 808
	United States	2 395	2 260	91 851	35 657
	United Kingdom	1 019	1 396	-	-
	Netherlands	1 66 148	31 602	-	-
	France	822	1 158	-	-
	Germany	-	-	72	406
	Spain	3 066	8 681	-	-
	Subtotal	199 480	76 591	783 020	392 151
896	Works Of Art,collectors Pieces And Antiques				
	Taiwan	-	-	819	292
	China	-	-	44 069	20 523
	Singapore	13 637	40 387	6 167	1 994
	Malaysia	78 639	69 353	21 653	12 564
	India	51	8	-	-
	Turkey	-	-	34 872	15 217
	South Africa	-	-	200	927
	United States	-	-	5 612	10 900
	Canada	-	-	28 452	55 272
	Subtotal	92 327	109 748	141 844	117 689
897	Jewellery,goldsmith And Silversmith Wares And Other Articles				
	Singapore	56 648	21 808	-	-
	Malaysia	-	-	2 521	23 305
	Subtotal	56 648	21 808	2 521	23 305
898	Musical Instrument And Parts Andaccessories Thereof				
	China	-	-	225	238
	Singapore	-	-	210	3 364
	Malaysia	2 506	97 845	221	202
	United Kingdom	435	21 924	-	-
	Germany	-	-	510	1 281
	Finland	4	7	-	-
	Subtotal	2 945	119 776	1 166	5 085
899	Other Miscellaneous Manufactured Articles,n.e.s				
	Japan	41 945	75 015	3 036	410
	Hongkong	126 397	71 767	544 197	196 707
	Korea,south	2 731	3 615	11 505	10 337



Tabel 21. Lanjutan  
Table 21. Continued

Komoditi/Commodity		Ekspor/Export		Impor/Import	
SITC	Negara/Country	Berat Bersih Net Weight (Kg)	Nilai FOB FOB Value (US\$)	Berat Bersih Net Weight (Kg)	Nilai CIF CIF Value (US\$)
(1)	(2)	(4)	(5)	(6)	(7)
	Taiwan	18 934	34 071	107 013	44 054
	China	49 535	41 321	1 335 084	828 918
	Thailand	-	-	32 087	12 524
	Singapore	1 223 780	610 075	31 475	10 587
	Malaysia	451 525	587 755	1 013 893	329 087
	India	-	-	13 480	5 398
	Pakistan	360	1 802	-	-
	Bangladesh	-	-	400	212
	Batam	-	-	12 200	70 785
	Ghana	9 136	16 024	-	-
	Nigeria	98	658	-	-
	Sierra Leone	9 196	32 303	-	-
	Australia	108 176	124 176	388	93
	New Zealand	340 792	613 209	-	-
	United States	164 672	515 098	148 008	61 904
	Canada	123 165	401 556	-	-
	Uruguay	2 560	8 130	-	-
	United Kingdom	154 178	525 308	-	-
	Netherlands	87 300	215 421	-	-
	France	34 752	70 428	-	-
	Germany	8 962	22 170	-	-
	Austria	383	1 199	-	-
	Belgium	34 824	96 399	-	-
	Norway	38 768	95 366	-	-
	Sweden	10 734	34 371	-	-
	Finland	31 416	96 491	-	-
	Italy	25 673	51 008	-	-
	Spain	2 000	3 578	-	-
	Iceland	4 000	3 564	-	-
	Hungary	12	60	-	-
	Subtotal	3 106 004	4 351 938	3 252 766	1 571 016
921	Export For Pebt				
	Japan	82	113	-	-
	Malaysia	97	33	-	-
	Australia	13 425	6 175	-	-
	United States	7 280	14 665	-	-
	United Kingdom	140	24	-	-
	Netherlands	34	1 700	-	-
	Germany	1 275	630	-	-
	Italy	2 350	9 280	-	-
	Hungary	9 300	15 328	-	-
	Subtotal	33 983	47 948	-	-
971	Gold, Non-monetary				
	Korea,south	-	-	16 340	5 642
	Subtotal	-	-	16 340	5 642
<b>Total</b>		<b>5 492 339 837</b>	<b>2 294 795 522</b>	<b>2 830 242 996</b>	<b>860 758 107</b>

Tabel  
□□□□  
□□□□

22. Ekspor dan Impor Sumatera Utara menurut Negara dan Komoditi SITC, 2001  
*Export dan Import of Sumatera Utara by Country and SITC Commodity, 2001*

Negara/Country		Ekspor/Export		Impor/Import	
SITC	Komoditi/Commodity	Berat Bersih Net Weight (Kg)	Nilai FOB FOB Value (US\$)	Berat Bersih Net Weight (Kg)	Nilai CIF CIF Value (US\$)
(1)	(2)	(4)	(5)	(6)	(7)
Japan					
001	Live Animals Other Than Fish	10 502	13 731	-	-
034	Fish,fresh,chilled Or Frozen	507 326	609 351	-	-
035	Fish,dried Salted Or In Brine;smoked Fish	28 948	72 217	-	-
036	Crustaceans Molluscs And Aquatic Invertebrates	433 103	2 677 456	-	-
037	Fish,crustaceans,molluscs And Oth Aquatic Invert,prep Or Preserve	15 148	23 787	-	-
054	Vegetables,fresh Chilled,frozen Or Simply Preserved	5 745 022	786 207	16 000	4 020
056	Vegetables,roots And Tubers,prepared Or Preserved N.e.s	364 248	230 982	680 230	149 161
058	Fruit,preserved And Fruit Preparations	1	1	-	-
059	Fruit Juices And Vegetable Juice	81 397	58 392	-	-
061	Sugar,molasses And Honey	41 292	82 300	-	-
062	Sugar Confectionery	23 920	25 765	-	-
071	Coffee And Coffee Substitutes	1 949 614	1 372 607	-	-
073	Chocolate And Other Food Preparations Containing Cocoa N.e.s	235 808	307 426	-	-
074	Tea And Mate	364	2 391	-	-
075	Spices	85 170	129 688	-	-
081	Feeding Stuff For Animals	209 394 522	6 678 848	322 500	40 338
091	Margarine And Shortening	6 922	2 680	-	-
098	Edible Product And Preparations	18 513	27 977	44 415	61 957
122	Tobacco,manufactured	6 945	8 524	-	-
223	Oil Seeds Use For Extraction Of Other Fixed Vegetable Oils	243	99	-	-
231	Natural Rubber Latex;natural Rubber And Similar Natural Gums	5 647 478	3 228 513	46 230	101 743
232	Synthetic Rubber Latex;synthetic Rubber And Reclaimed Rubber	841 158	560 490	924 912	1 117 455
244	Cork,natural,raw And Waste	48	141	-	-
245	Fuel Wood And Wood Charcoal	1 809 169	327 093	-	-
246	Wood In Chips Or Particles And Waste	57 443	40 452	-	-
248	Wood,Simply Worked And Railway Sleeper Of Wood	3 872 662	2 182 351	-	-
266	Synthetic Fibres Suitable For Spinning	-	-	37 062	48 871
269	Old Clothing And Other Old Textile Articles;rags	134	900	40 008	4 011
272	Fertilizers,crude	126 794	9 984	-	-
273	Stone,sand And Gravel	-	-	1 733 260	45 064
274	Sulphur & Unroasted Iron Pyrites	-	-	14 006 153	226 285
278	Other Crude Minerals	1 007 413	16 382	36 168 644	694 310
282	Waste And Scrap Metal Of Iron Or Steel	-	-	311 794	114 993
283	Copper Ores And Concentrates	167	59	-	-
292	Crude Vegetable Materials,n.e.s	440 178	662 743	7 323	3 558
321	Coal,pulverized Or Not	2 000 000	1 796	-	-
334	Petroleum Products,refined	-	-	166 400	34 944
335	Residual Petroleum Products,nes And Related Materials	-	-	19 670 265	5 222 401
411	Animal Oils And Fats	1 065 486	275 494	-	-
421	Fixed Vegetable Fats And Oils Soft,crude,refined Or Fractioned	-	-	97 794	45 327
422	Fixed Vegetable Fats And Oils Solid,crude,refined/fractioned	3 255 650	795 543	-	-
431	Animal And Vegetable Oil And Fat Processed And Wax Of Animal/veg.	3 649 125	2 029 119	-	-
511	Hydrocarbon,n.e.s And Their Halogenated,nitrated Derivatives	-	-	68	83

Tabel 22. Lanjutan  
Table Continued

Negara/Country		Ekspor/Export		Import/Import	
SITC	Komoditi/Commodity	Berat Bersih Net Weight (Kg)	Nilai FOB FOB Value (US\$)	Berat Bersih Net Weight (Kg)	Nilai CIF CIF Value (US\$)
(1)	(2)	(4)	(5)	(6)	(7)
512	Alcohols,phenols,phenol-alcohols And Their Halogenated	1 095 126	269 560	142 195	165 463
513	Carboxylic Acids,and Their Anhydrides,halides,peroxides	942 529	527 573	-	-
514	Nitrogen-function Compounds	118 500	75 523	57 725	469 613
515	Organo-inorganic And Heterocyclic Compounds	-	-	55 392	20 693
516	Other Organic Chemicals	-	-	11 999	27 856
522	Inorganic Chemical Elements,oxides And Halogen Salts	-	-	2 040 461	690 238
523	Metallic Salts And Peroxysalts	69 000	22 637	564 821	98 962
531	Synthetic Org.colouring Matter	12 000	6 400	31 354	46 865
533	Pigments,paints,varnishes And Related Materials	12 000	6 415	93 076	123 748
551	Essential Oils,perfume And Flavour Materials	26 308	413 950	243	1 286
553	Perfumery,cosmetics And Toilet Preparations	43 525	93 743	43	55
554	Soap,cleansing And Polishing Preparation	-	-	122 885	208 621
562	Fertilizers,manufactured	40 000	6 540	218 761	52 439
571	Polymers Of Ethylene,primary Forms	-	-	353 231	212 834
573	Polimers Of Vinyl Chloride,prmry	-	-	4 686	1 786
574	Poliacetals,polycarbon,primary	-	-	7 260	28 617
575	Other Plastics In Primary Forms	14 220	2 290	426 723	633 098
581	Tubes,pipes And Hoses Of Plastic	-	-	1 079	430
582	Plates,sheets,film Of Plastics	-	-	90 299	20 390
591	Disinfectants,insecticides,fungicides,etc Put In Forms	-	-	21 298	7 348
592	Starches,inulin And Wheat Gluten Albuminoidal Substances;glues	-	-	19 300	65 208
597	Additive For Mineral Oils	-	-	41 182	26 037
598	Miscellaneous Chemical Products,n.e.s	687 246	493 834	359 539	390 250
611	Leather	44 095	45 301	-	-
621	Materials Of Rubber	-	-	660 807	539 977
625	Rubber Tyre,tyre Cases,tyre Treads,inner Tubes And Tyre Flaps	-	-	24 295	34 481
629	Articles Of Rubber,n.e.s	-	-	77 834	54 940
634	Veneers,plywood,improved Or Reconstituted Wood,worked,n.e.s	11 564 414	2 411 868	1 654	514
635	Wood Manufactures,n.e.s	1 584 867	1 273 298	-	-
641	Paper And Paperboard	536 669	277 542	40 484	286 851
642	Paper And Paperboard Cut To Size Or Shape And Articles Of Paper	16 185	23 077	79 430	130 558
651	Tetile Yarn	-	-	156 057	66 716
657	Special Yarns,textile Fabrics	40 000	18 800	55 321	184 500
658	Made-up Articles,wholly Or Chiefly Of Textile Materials N.e.s	1 831	3 147	176 289	27 291
661	Lime,cement And Fabricated Construction Materials	160	316	-	-
662	Clay Construction Materials And Refractory Construction Materials	-	-	108 917	200 713
663	Mineral Manufactures,n.e.s	26 538	18 555	82 071	135 552
664	Glass	-	-	232 738	106 192
665	Glassware	8 384	3 466	3 834	5 510
671	Pig Iron,spiegeleisen,sponge Iron,ferro-alloys	-	-	932 659	93 612
672	Ingots And Other Primary Forms,of Iron Or Steel	-	-	2 273 660	125 201
673	Flat Rolled Products Not Clad	-	-	49 045 158	8 896 474
674	Flat Rolled Product,clad,plated	-	-	91 371	41 693
675	Flat Rolled Product,alloy Steel	-	-	855 957	606 898

Tabel 22. Lanjutan  
Table Continued

Negara/Country		Ekspor/Export		Import/Import	
SITC	Komoditi/Commodity	Berat Bersih Net Weight (Kg)	Nilai FOB FOB Value (US\$)	Berat Bersih Net Weight (Kg)	Nilai CIF CIF Value (US\$)
(1)	(2)	(4)	(5)	(6)	(7)
676	Iron And Steel Bar,rods,angels,shaped And Sections	-	-	1 270 190	668 196
678	Wire Of Iron Or Steel	-	-	278 029	85 358
679	Tubes,pipes,hollow Profile,pipe Fitting Of Iron Or Steel	41 596	12 358	857 702	938 003
682	Copper	8 825	14 193	25 297	42 117
684	Aluminium	14 415 186	2 693 961	36 782	28 037
691	Structures And Parts Of Iron,steel Or Aluminium	-	-	7 288	7 593
692	Metal Containers For Storage And Transport	-	-	12 679	27 272
693	Wire Product And Fencing Grills	-	-	547 483	84 877
694	Nails,screws,nuts,bolts,rivets In The Like Of Iron,steel/copper	-	-	136 086	60 459
695	Tools For Use In The Hand Or In Machines	-	-	415 434	201 066
696	Cutlery	-	-	2 060	895
697	Household Equipment Of Base Metal,n.e.s	501 167	567 815	-	-
699	Manufactures Of Base Metal N.e.s	-	-	410 874	323 808
711	Steam And Other Vapour Generating Boilers And Parts	-	-	37 500	33 141
712	Steam Or Oth Gen.boilers & Parts	-	-	413 076	714 415
713	Internal Combustion Piston Engines And Parts	-	-	1 855 451	860 463
714	Engines And Motors,non-electric,parts N.e.s	-	-	5 473	28 193
716	Rotating Electric Plant And Parts Thereof,n.e.s	-	-	368 943	436 253
718	Other Power Generating Machinery And Parts Thereof,n.e.s	-	-	10 516	147 412
721	Agricultural Machinery And Parts	-	-	10 385	13 431
723	Civil Engineering And Contractor Plant And Equipment And Parts	-	-	684 296	538 030
724	Textile And Leather Machinery,and Parts Thereof.n.e.s	-	-	37 698	7 532
725	Paper Mill And Pulp Mill Machinery,paper Cutting Machine	-	-	281 011	844 884
726	Printing And Bookbinding Machinery And Parts Thereof,n.e.s	-	-	16 618	328 276
727	Food-processing Machines And Parts Thereof,n.e.s	-	-	109 143	6 419 080
728	Other Machine And Equipment Specialized For Particular Industry	1 591	27 884	452 381	1 575 656
731	Machine-tools By Removing Metal	-	-	10 023	2 012
733	Machine-tool For Working Metal	-	-	97 655	36 942
735	Part,nes For Machine Tools	-	-	12	504
737	Metal Working Machinery And Part	-	-	49 991	94 931
741	Heating And Cooling Equipment And Parts Thereof,n.e.s	-	-	90 843	397 712
742	Pumps For Liquid And Parts	-	-	57 371	138 298
743	Pumps And Compressors;fans & Blowers;centrifuges And Parts	-	-	178 002	353 447
744	Mechanical Handling Equipment And Parts Thereof,n.e.s	-	-	1 871 139	1 081 091
745	Other Non-electical Machinery,tools And Mechanical Apparatus	-	-	27 497	85 066
746	Ball Or Roller Bearing	-	-	54 705	36 996
747	Taps,cocks,valves For Pipes	-	-	345 535	316 609
748	Transmission Shafts And Cranks	41 540	12 340	84 596	154 742
749	Non-electric Parts And Accessories Of Machinery,n.e.s	-	-	28 646	116 125
752	Automatic Data Processing Machines And Units Thereof	-	-	24 812	1 125 402
761	Television Receivers	-	-	73 234	74 721
763	Sound Recorders Or Reproducers	-	-	1	31
771	Electric Power Machinery & Parts	-	-	61 379	42 880
772	Electrical Apparatus For Making And Breaking Electrical Circuit	-	-	48 451	163 933

Tabel 22. Lanjutan  
Table Continued

Negara/Country		Ekspor/Export		Impor/Import	
SITC	Komoditi/Commodity	Berat Bersih Net Weight (Kg)	Nilai FOB FOB Value (US\$)	Berat Bersih Net Weight (Kg)	Nilai CIF CIF Value (US\$)
(1)	(2)	(4)	(5)	(6)	(7)
773	Equipment For Distributing Electricity	-	-	167 327	254 645
775	Household Type,electrical And Non-electrical Equipment,n.e.s	-	-	20 176	9 725
776	Thermionic,cold Cathode And Photo-cathode Valves And Tubes	536	3 516	248	281
778	Electrical Machinery And Apparatus,n.e.s	-	-	213 925	899 275
781	Passenger Motor Cars	-	-	1 011	668
782	Motor Vehicle For The Transport Of Goods	-	-	3 371 480	1 625 964
783	Road Motor Vehicles,n.e.s	-	-	21 904	33 411
784	Parts And Accessories,n.e.s Of The Motor Vehicles	22	36 000	53 214	18 939
786	Trailer And Other-vehicle,not Motorized	-	-	339 181	134 894
791	Railway Vehicles And Associated Equipment	-	-	39 111	13 466
793	Ships,boats And Floating Structures	-	-	548	201
812	Sanitary,plumbing,heating And Lighting Fixtures And Fittings	-	-	4 856	5 257
821	Furniture And Parts Thereof	663 810	1 098 340	2 307	22 791
841	Men's Coats,jacket,not Knitted	2 718	16 285	-	-
843	Men's Coats,jacket,knitted	1 116	100	-	-
846	Clothing Accessories Of Textiles Fabrics	-	-	90	1 503
848	Articles Of Apparel And Clothing Accessories Of Oth. Than Tex. Fab.	638 578	1 116 731	61 922	18 175
871	Optical Instrument And Apparatus	-	-	8 000 000	74 420 000
873	Meters And Counters, Nes	-	-	616	14 078
874	Measuring, Checking, Analysing And Controlling Instrument And App.	-	-	45 095	123 703
882	Photographic And Cinematographic Supplies	-	-	104	506
884	Optical Goods,n.e.s	29 664	1 134 922	2	2 895
885	Watches And Clocks	-	-	4	113
892	Printed Matter	-	-	1 971	1 499
893	Article,n.e.s Of Plastics	3 545 964	2 499 363	31 081	11 695
894	Baby Carriages,toys,games And Sporting Goods	18 990	11 993	500	948
895	Office And Stationery Supplies N.e.s	365	4 993	604	4 896
899	Other Miscellaneous Manufactured Articles,n.e.s	41 945	75 015	3 036	410
921	Export For Pebt	82	113	-	-
	Subtotal	279 559 205	38 561 246	157 601 746	118 999 858
Hongkong					
001	Live Animals Other Than Fish	2 652 657	1 201 525	-	-
016	Meat And Edible Meat Offal, Salted, Dried; Edible Flour Of Meat	21 600	79 248	-	-
034	Fish,fresh,chilled Or Frozen	8 446 254	2 103 439	-	-
035	Fish,dried Salted Or In Brine;smoked Fish	246 537	701 987	-	-
036	Crustaceans Molluscs And Aquatic Invertebrates	5 359 520	55 425 116	-	-
044	Maize,unmilled	276	130	-	-
048	Cereal Preparations And Preparations Of Flours/starch Of Fruit	20 570	5 295	-	-
054	Vegetables,fresh Chilled,frozen Or Simply Preserved	40 076	485 600	-	-
057	Fruit And Nut,fresh Or Dried	2 791 865	1 027 176	18 000	10 854
058	Fruit,preserved And Fruit Preparations	68 670	28 200	-	-
062	Sugar Confectionery	5 696 289	429 483	-	-
071	Coffee And Coffee Substitutes	2 791 644	4 490 232	-	-
074	Tea And Mate	206	556	-	-
075	Spices	84 980	65 722	-	-

Tabel 22. Lanjutan  
Table Continued

Negara/Country		Ekspor/Export		Import/Import	
SITC	Komoditi/Commodity	Berat Bersih Net Weight (Kg)	Nilai FOB FOB Value (US\$)	Berat Bersih Net Weight (Kg)	Nilai CIF CIF Value (US\$)
(1)	(2)	(4)	(5)	(6)	(7)
081	Feeding Stuff For Animals	-	-	20 863 274	4 186 496
091	Margarine And Shortening	3 810 325	748 158	-	-
098	Edible Product And Preparations	11 247	19 441	-	-
231	Natural Rubber Latex;natural Rubber And Similar Natural Gums	13 455 023	7 222 594	-	-
245	Fuel Wood And Wood Charcoal	6 498 715	1 406 784	-	-
248	Wood, simply Worked And Railway Sleeper Of Wood	10 351 068	6 654 457	366	225
264	Jute And Other Textile Bast Fibres, Nes	-	-	110	62
269	Old Clothing And Other Old Textile Articles;rags	395	531	-	-
273	Stone,sand And Gravel	-	-	63 556	13 573
278	Other Crude Minerals	-	-	161 650	21 078
292	Crude Vegetable Materials,n.e.s	39 774	45 628	-	-
325	Coke And Semi Coke Of Coal,of Lignite,or Of Peat	-	-	44 000	21 780
334	Petroleum Products,refined	-	-	16 444	13 493
422	Fixed Vegetable Fats And Oils Solid,crude,refined/fractioned	7 382 476	1 716 675	-	-
431	Animal And Vegetable Oil And Fat Processed And Wax Of Animal/veg.	4 624 823	1 486 998	-	-
512	Alcohols,phenols,phenol-alcohols And Their Halogenated	1 248 411	1 126 714	-	-
513	Carboxylic Acids,and Their Anhydrides,halides,peroxides	1 203 601	559 887	-	-
522	Inorganic Chemical Elements,oxides And Halogen Salts	-	-	78 400	19 992
523	Metallic Salts And Peroxysalts	-	-	253 681	66 471
524	Other Inorganic Chemicals;chemical Compound Of Precious Metals	-	-	40 320	11 721
533	Pigments,paints,varnishes And Related Materials	-	-	131 646	94 047
551	Essential Oils,perfume And Flavour Materials	17 559	127 471	102 787	253 971
553	Perfumery,cosmetics And Toilet Preparations	-	-	2 023	29 710
554	Soap,cleansing And Polishing Preparation	-	-	30 396	114 479
572	Polimers Of Styrene,primary Form	520 000	82 500	-	-
575	Other Plastics In Primary Forms	24 000	8 400	16 692	64 818
579	Waste And Scrap Of Plastics	134 000	76 604	-	-
581	Tubes,pipes And Hoses Of Plastic	-	-	20 000	24 900
582	Plates,sheets,film Of Plastics	-	-	12 329	5 340
591	Disinfectants,insecticides,fungicides,etc Put In Forms	57 087	45 384	-	-
598	Miscellaneous Chemical Products,n.e.s	-	-	6 440	5 631
611	Leather	3 183	107 048	-	-
621	Materials Of Rubber	561 777	606 092	260	113
634	Veneers,plywood,improved Or Reconstituted Wood,worked,n.e.s	10 031 723	4 874 152	-	-
635	Wood Manufactures,n.e.s	9 359 020	7 421 751	-	-
641	Paper And Paperboard	14	78	84 246	86 870
642	Paper And Paperboard Cut To Size Or Shape And Articles Of Paper	51 345	56 999	1 274	1 582
651	Tetile Yarn	24	34	-	-
653	Fabrics,woven,of Man-made Fibres	-	-	385	855
655	Knitted Or Crochatted Fabrics	-	-	350	1 824
656	Tulle,lace,embroidery,ribbons,trimmings And Other Small Wares	-	-	766	75
657	Special Yarns,textile Fabrics	-	-	9 732	7 787
658	Made-up Articles,wholly Or Chiefly Of Textile Materials N.e.s	-	-	70	54

Tabel 22. Lanjutan  
Table Continued

Negara/Country		Ekspor/Export		Import/Import	
SITC	Komoditi/Commodity	Berat Bersih Net Weight (Kg)	Nilai FOB FOB Value (US\$)	Berat Bersih Net Weight (Kg)	Nilai CIF CIF Value (US\$)
(1)	(2)	(4)	(5)	(6)	(7)
662	Clay Construction Materials And Refractory Construction Materials	33 198	24 540	34 250	35 408
664	Glass	5 718	76 628	-	-
665	Glassware	104 076	55 303	22 241	6 103
666	Pottery	-	-	31 124	60 811
673	Flat Rolled Products Not Clad	-	-	119 130	47 648
679	Tubes,pipes,hollow Profile,pipe Fitting Of Iron Or Steel	-	-	707	298
682	Copper	-	-	57 855	26 385
684	Aluminium	-	-	316 759	436 246
687	Tin	-	-	62 636	56 813
695	Tools For Use In The Hand Or In Machines	-	-	32 703	17 897
696	Cutlery	-	-	2 367	5 221
697	Household Equipment Of Base Metal,n.e.s	607 459	163 135	42 152	22 303
699	Manufactures Of Base Metal N.e.s	-	-	750 953	114 771
713	Internal Combustion Piston Engines And Parts	-	-	14 508	1 541
716	Rotating Electric Plant And Parts Thereof,n.e.s	-	-	18 031	12 051
724	Textile And Leather Machinery,and Parts Thereof,n.e.s	-	-	2 012	567
727	Food-processing Machines And Parts Thereof,n.e.s	-	-	3 149	17 626
728	Other Machine And Equipment Specialized For Particular Industry	1 100	7 450	9 038	5 858
731	Machine-tools By Removing Metal	-	-	6 932	12 600
733	Machine-tool For Working Metal	-	-	29 077	30 555
737	Metal Working Machinery And Part	-	-	19 517	8 093
741	Heating And Cooling Equipment And Parts Thereof,n.e.s	18 800	26 984	16 899	24 830
742	Pumps For Liquid And Parts	-	-	27 686	234 515
743	Pumps And Compressors;fans & Blowers;centrifuges And Parts	2 816	32 096	18 078	19 920
745	Other Non-electical Machinery,tools And Mechanical Apparatus	-	-	146	25 268
747	Taps,cocks,valves For Pipes	-	-	14 988	10 261
748	Transmission Shafts And Cranks	-	-	111	1 559
749	Non-electric Parts And Accessories Of Machinery,n.e.s	2 157	1 100	-	-
761	Television Receivers	16	900	-	-
763	Sound Recorders Or Reproducers	-	-	6 001	4 082
764	Telecommunication Equipment N.e.s And Parts	17	900	-	-
772	Electrical Apparatus For Making And Breaking Electrical Circuit	-	-	725	2 287
775	Household Type,electrical And Non-electrical Equipment,n.e.s	26 686	77 279	35 003	23 202
778	Electrical Machinery And Apparatus,n.e.s	-	-	411 476	1 160 307
786	Trailer And Other-vehicle,not Motorized	-	-	1 733	440
793	Ships,boats And Floating Structures	113 806	82 684	-	-
813	Lighting Fixtures And Fittings	-	-	23	11
821	Furniture And Parts Thereof	5 981 983	8 703 967	-	-
831	Travel Goods	-	-	34 350	89 568
841	Men's Coats,jacket,not Knitted	728	1 377	-	-
842	Women's Coats,jacket,not Knitted	8	50	-	-
844	Women's Coats, Jacket, Knitted	4 793	9 650	-	-
846	Clothing Accessories Of Textiles Fabrics	-	-	151	100
848	Articles Of Apparel And Clothing Accessories Of Oth. Than	359 443	581 754	6 492	1 227

Tabel 22. Lanjutan  
Table Continued

Negara/Country		Ekspor/Export		Impor/Import	
SITC	Komoditi/Commodity	Berat Bersih Net Weight (Kg)	Nilai FOB FOB Value (US\$)	Berat Bersih Net Weight (Kg)	Nilai CIF CIF Value (US\$)
(1)	(2)	(4)	(5)	(6)	(7)
	Tex. Fab.				
874	Measuring, Checking, Analysing And Controlling Instrument And App.	-	-	334	1 746
884	Optical Goods,n.e.s	84 299	202 634	22 643	14 991
892	Printed Matter	-	-	1	18
893	Article,n.e.s Of Plastics	16 793	1 579	54 854	24 597
894	Baby Carriages,toys,games And Sporting Goods	190	1 313	7 289	22 500
895	Office And Stationery Supplies N.e.s	-	-	578	316
899	Other Miscellaneous Manufactured Articles,n.e.s	126 397	71 767	544 197	196 707
	Subtotal	105 097 217	110 561 179	24 738 096	7 835 048
Korea,nor th					
073	Chocolate And Other Food Preparations Containing Cocoa N.e.s	1 569	2 071	-	-
524	Other Inorganic Chemicals;chemical Compound Of Precious Metals	-	-	98 000	37 730
592	Starches,inulin And Wheat Gluten Albuminoidal Substances;glues	-	-	2 378	5 921
	Subtotal	1 569	2 071	100 378	43 651
Korea,sou th					
012	Other Meat,other Edible Meat Offal,fresh,chilled Or Frozen	4 785	7 024	-	-
034	Fish,fresh,chilled Or Frozen	96 145	112 466	-	-
036	Crustaceans Molluscs And Aquatic Invertebrates	802 543	2 118 518	-	-
046	Meal And Flour Of Wheat And Flour Of Meslin	270 050	20 373	-	-
047	Other Cereal Meals And Flours	-	-	1 661 500	360 736
048	Cereal Preparations And Preparations Of Flours/starch Of Fruit	-	-	18 750	6 877
054	Vegetables,fresh Chilled,frozen Or Simply Preserved	61 525	30 633	-	-
057	Fruit And Nut,fresh Or Dried	1 237 411	447 415	49 513	57 213
062	Sugar Confectionery	5 609 270	536 236	-	-
071	Coffee And Coffee Substitutes	738 176	2 064 285	-	-
075	Spices	345 306	330 270	-	-
081	Feeding Stuff For Animals	40 228 000	1 594 183	10 588 540	3 360 458
098	Edible Product And Preparations	-	-	546 897	1 089 209
121	Tobacco,unmanufactured;tobacco Refuse	-	-	13 142	7 070
223	Oil Seeds Use For Extraction Of Other Fixed Vegetable Oils	32 252	7 829	-	-
231	Natural Rubber Latex;natural Rubber And Similar Natural Gums	42 100 751	21 496 001	27 277	52 553
232	Synthetic Rubber Latex;synthetic Rubber And Reclaimed Rubber	260 160	184 956	1 617 831	1 055 301
245	Fuel Wood And Wood Charcoal	3 707 941	886 582	-	-
247	Wood In The Rough Or Roughly Squared	130 000	17 105	-	-
248	Wood,Simply Worked And Railway Sleeper Of Wood	5 286 133	2 987 013	-	-
251	Pulp And Waste Paper	10 152	19 811	-	-
269	Old Clothing And Other Old Textile Articles;rags	4 600	30 000	-	-
273	Stone,sand And Gravel	-	-	66 000	3 793
274	Sulphur & Unroasted Iron Pyrites	-	-	5 541 600	191 300
278	Other Crude Minerals	-	-	491 353	161 865
282	Waste And Scrap Metal Of Iron Or Steel	8 320	4 358	-	-
291	Crude Animal Materials,n.e.s	14 743	13 434	-	-



Tabel 22. Lanjutan  
Table Continued

Negara/Country		Ekspor/Export		Impor/Import	
SITC	Komoditi/Commodity	Berat Bersih Net Weight (Kg)	Nilai FOB FOB Value (US\$)	Berat Bersih Net Weight (Kg)	Nilai CIF CIF Value (US\$)
(1)	(2)	(4)	(5)	(6)	(7)
292	Crude Vegetable Materials,n.e.s	20 034	5 872	238 516	52 664
335	Residual Petroleum Products,nes And Related Materials	-	-	2 224 247	688 160
411	Animal Oils And Fats	-	-	446 134	334 811
431	Animal And Vegetable Oil And Fat Processed And Wax Of Animal/veg.	1 947 646	866 237	-	-
511	Hydrocarbon,n.e.s And Their Halogenated,nitrated Derivatives	-	-	2 247 652	788 053
512	Alcohols,phenols,phenol-alcohols And Their Halogenated	224 230	227 438	2 053 319	353 261
513	Carboxylic Acids,and Their Anhydrides,halides,peroxides	2 986 131	1 508 576	41	155
514	Nitrogen-function Compounds	15 000	12 382	171 666	152 390
515	Organo-inorganic And Heterocyclic Compounds	-	-	16 610	29 700
522	Inorganic Chemical Elements,oxides And Halogen Salts	-	-	1 658 485	863 966
523	Metallic Salts And Peroxysalts	-	-	6 904 551	960 283
524	Other Inorganic Chemicals;chemical Compound Of Precious Metals	-	-	700 766	284 850
533	Pigments,paints,varnishes And Related Materials	-	-	22 364	11 946
554	Soap,cleansing And Polishing Preparation	-	-	38 722	182 874
562	Fertilizers,manufactured	-	-	10 849 730	1 398 060
571	Polymers Of Ethylene,primary Forms	-	-	221 280	130 924
573	Polimers Of Vinyl Chloride,prmry	-	-	19 000	10 640
574	Poliacetals,polycarbon,primary	-	-	37 345	16 503
575	Other Plastics In Primary Forms	-	-	716 481	371 105
581	Tubes,pipes And Hoses Of Plastic	-	-	23	127
592	Starches,inulin And Wheat Gluten Albuminoidal Substances;glues	-	-	823 920	297 597
598	Miscellaneous Chemical Products,n.e.s	1 072	2 453	661 619	665 449
611	Leather	2 686	116 048	-	-
621	Materials Of Rubber	589 598	850 347	63 221	25 126
625	Rubber Tyre,tyre Cases,tyre Treads,inner Tubes And Tyre Flaps	-	-	94 411	53 769
629	Articles Of Rubber,n.e.s	125 059	195 471	17 018	10 246
634	Veneers,plywood,improved Or Reconstituted Wood,worked,n.e.s	9 886 849	3 068 220	-	-
635	Wood Manufactures,n.e.s	20 672 795	10 923 059	27 600	25 877
641	Paper And Paperboard	379 108	206 341	-	-
642	Paper And Paperboard Cut To Size Or Shape And Articles Of Paper	-	-	35	40
657	Special Yarns,textile Fabrics	-	-	16 824	10 774
658	Made-up Articles,wholly Or Chiefly Of Textile Materials N.e.s	-	-	56 000	7 019
663	Mineral Manufactures,n.e.s	-	-	1	95
664	Glass	297 226	222 755	96 573	53 114
665	Glassware	52 656	27 980	148 372	51 486
673	Flat Rolled Products Not Clad	-	-	3 798 407	742 998
674	Flat Rolled Product,clad,plated	-	-	666 940	164 524
676	Iron And Steel Bar,rods,angels,shaped And Sections	-	-	1 319 329	594 872
678	Wire Of Iron Or Steel	-	-	222 711	181 609
679	Tubes,pipes,hollow Profile,pipe Fitting Of Iron Or Steel	-	-	196 094	132 475
682	Copper	-	-	141 373	60 275
684	Alumunium	-	-	9 115	15 539
686	Zinc	-	-	165 045	78 250

Tabel 22. Lanjutan  
Table Continued

Negara/Country		Ekspor/Export		Import/Import	
SITC	Komoditi/Commodity	Berat Bersih Net Weight (Kg)	Nilai FOB FOB Value (US\$)	Berat Bersih Net Weight (Kg)	Nilai CIF CIF Value (US\$)
(1)	(2)	(4)	(5)	(6)	(7)
687	Tin	-	-	16 289	7 670
692	Metal Containers For Storage And Transport	-	-	8 640	6 672
693	Wire Product And Fencing Grills	-	-	166 746	36 244
694	Nails,screws,nuts,bolts,rivets In The Like Of Iron,steel/copper	-	-	10 804	7 770
695	Tools For Use In The Hand Or In Machines	-	-	426 600	205 698
697	Household Equipment Of Base Metal,n.e.s	-	-	217 378	73 457
699	Manufactures Of Base Metal N.e.s	-	-	332 803	146 285
716	Rotating Electric Plant And Parts Thereof,n.e.s	-	-	6 739	31 980
718	Other Power Generating Machinery And Parts Thereof,n.e.s	-	-	18 000	12 060
723	Civil Engineering And Contractor Plant And Equipment And Parts	-	-	141 175	55 372
724	Textile And Leather Machinery,and Parts Thereof.n.e.s	200	86 660	97 646	210 460
728	Other Machine And Equipment Specialized For Particular Industry	-	-	32 583	220 525
733	Machine-tool For Working Metal	-	-	1 084	1 950
742	Pumps For Liquid And Parts	-	-	9 449	16 224
743	Pumps And Compressors;fans & Blowers;centrifuges And Parts	-	-	107 612	230 984
744	Mechanical Handling Equipment And Parts Thereof,n.e.s	-	-	216 221	111 346
745	Other Non-electical Machinery,tools And Mechanical Apparatus	-	-	8 233	6 089
746	Ball Or Roller Bearing	-	-	453	5 318
747	Taps,cocks,valves For Pipes	-	-	55 571	41 376
748	Transmission Shafts And Cranks	-	-	2 833	1 705
749	Non-electric Parts And Accessories Of Machinery,n.e.s	-	-	624	6 541
752	Automatic Data Processing Machines And Units Thereof	-	-	910	5 629
763	Sound Recorders Or Reproducers	-	-	1 292	910
772	Electrical Apparatus For Making And Breaking Electrical Circuit	-	-	322	944
773	Equipment For Distributing Electricity	-	-	14 511	5 464
775	Household Type,electrical And Non-electrical Equipment,n.e.s	-	-	41 695	27 901
778	Electrical Machinery And Apparatus,n.e.s	-	-	3 391	27 295
786	Trailer And Other-vehicle,not Motorized	-	-	61 972	18 554
821	Furniture And Parts Thereof	2 112 094	2 934 680	-	-
841	Men's Coats,jacket,not Knitted	739	5 328	-	-
851	Footwear	18 989	29 464	-	-
872	Medical Instruments And Appliances, Nes	3 104	9 186	-	-
884	Optical Goods,n.e.s	3 480	1 224 722	-	-
893	Article,n.e.s Of Plastics	-	-	99 581	62 760
894	Baby Carriages,toys,games And Sporting Goods	18	6	456	160
895	Office And Stationery Supplies N.e.s	-	-	49 692	29 434
899	Other Miscellaneous Manufactured Articles,n.e.s	2 731	3 615	11 505	10 337
971	Gold, Non-monetary	-	-	16 340	5 642
	Subtotal	140 289 708	55 435 332	59 893 093	17 778 737
Taiwan					
001	Live Animals Other Than Fish	459 972	252 278	-	-
034	Fish,fresh,chilled Or Frozen	18 721	30 049	-	-
035	Fish,dried Salted Or In Brine;smoked Fish	3 153	6 955	-	-
036	Crustaceans Moluscs And Aquatic Invertebrates	2 559 382	23 721 772	-	-

Tabel 22. Lanjutan  
Table Continued

Negara/Country		Ekspor/Export		Impor/Import	
SITC	Komoditi/Commodity	Berat Bersih Net Weight (Kg)	Nilai FOB FOB Value (US\$)	Berat Bersih Net Weight (Kg)	Nilai CIF CIF Value (US\$)
(1)	(2)	(4)	(5)	(6)	(7)
054	Vegetables,fresh Chilled,frozen Or Simply Preserved	506 688	205 900	38 000	7 802
056	Vegetables,roots And Tubers,prepared Or Preserved N.e.s	133 087	63 742	-	-
057	Fruit And Nut,fresh Or Dried	59 363	45 439	-	-
058	Fruit,preserved And Fruit Preparations	279 929	152 483	-	-
059	Fruit Juices And Vegetable Juice	595 495	352 034	-	-
061	Sugar,molasses And Honey	-	-	198 000	54 863
062	Sugar Confectionery	1 253	713	-	-
071	Coffee And Coffee Substitutes	10 926 969	12 964 491	-	-
073	Chocolate And Other Food Preparations Containing Cocoa N.e.s	90 000	48 105	-	-
074	Tea And Mate	73 622	91 494	-	-
075	Spices	23 000	45 130	-	-
081	Feeding Stuff For Animals	9 029 852	714 339	4 153 039	231 995
091	Margarine And Shortening	561 350	182 440	-	-
098	Edible Product And Preparations	741	11 927	-	-
231	Natural Rubber Latex;natural Rubber And Similar Natural Gums	35 576 317	18 477 332	-	-
232	Synthetic Rubber Latex;synthetic Rubber And Reclaimed Rubber	-	-	217 985	255 838
245	Fuel Wood And Wood Charcoal	3 871 562	886 947	-	-
246	Wood In Chips Or Particles And Waste	81 287	70 836	-	-
247	Wood In The Rough Or Roughly Squared	153 302	276 896	-	-
248	Wood,Simply Worked And Railway Sleeper Of Wood	4 024 286	2 426 372	37 597	9 041
251	Pulp And Waste Paper	-	-	395	789
273	Stone,sand And Gravel	-	-	1 322 800	44 217
277	Natural Abrasives,n.e.s	-	-	9 246 150	442 371
278	Other Crude Minerals	-	-	5 664 916	376 979
282	Waste And Scrap Metal Of Iron Or Steel	-	-	18 007 294	1 273 151
287	Ores And Concentrates Of Base Metals,n.e.s	-	-	120 000	56 796
292	Crude Vegetable Materials,n.e.s	530 332	461 739	18 082	4 282
321	Coal,pulverized Or Not	70 402	182 422	-	-
334	Petroleum Products,refined	-	-	30 640	23 055
335	Residual Petroleum Products,nes And Related Materials	-	-	977 705	492 642
411	Animal Oils And Fats	-	-	10 379	5 242
422	Fixed Vegetable Fats And Oils Solid,crude,refined/fractioned	7 124 300	1 558 347	-	-
431	Animal And Vegetable Oil And Fat Processed And Wax Of Animal/veg.	7 152 538	2 306 026	-	-
511	Hydrocarbon,n.e.s And Their Halogenated,nitrated Derivatives	-	-	451 716	99 782
512	Alcohols,phenols,phenol-alcohols And Their Halogenated	1 708 143	1 172 164	12 000	15 600
513	Carboxylic Acids,and Their Anhydrides,halides,peroxides	4 710 187	1 601 979	442 648	205 508
515	Organo-inorganic And Heterocyclic Compounds	-	-	66 203	147 606
516	Other Organic Chemicals	-	-	55 526	48 364
522	Inorganic Chemical Elements,oxides And Halogen Salts	172 800	8 409	1 622 138	1 203 859
523	Metallic Salts And Peroxysalts	247 500	83 350	2 820 015	483 360
524	Other Inorganic Chemicals;chemical Compound Of Precious Metals	20 000	22 670	199 500	78 204
531	Synthetic Org.colouring Matter	-	-	22 003 143	3 440 988
532	Dyeing And Tanning Extracts,and Synthetic Tanning Materials	10 000 000	1 120 000	-	-
533	Pigments,paints,varnishes And Related Materials	-	-	231 241	382 072

Tabel 22. Lanjutan  
Table Continued

Negara/Country		Ekspor/Export		Import/Import	
SITC	Komoditi/Commodity	Berat Bersih Net Weight (Kg)	Nilai FOB FOB Value (US\$)	Berat Bersih Net Weight (Kg)	Nilai CIF CIF Value (US\$)
(1)	(2)	(4)	(5)	(6)	(7)
541	Medicinal & Pharmaceutical Prod.	-	-	181	8 444
542	Medicaments Incl.veterinari Med.	-	-	914	280
553	Perfumery,cosmetics And Toilet Preparations	-	-	20 336	90 008
554	Soap,cleansing And Polishing Preparation	-	-	155 615	56 882
562	Fertilizers,manufactured	134 392	17 283	780 876	191 681
571	Polymers Of Ethylene,primary Forms	-	-	33 000	14 836
572	Polimers Of Styrene,primary Form	-	-	74 000	54 640
573	Polimers Of Vinyl Chloride,prmry	-	-	88 566	52 774
574	Poliacetals,polycarbon,primary	-	-	65 600	63 839
575	Other Plastics In Primary Forms	-	-	160 661	201 270
581	Tubes,pipes And Hoses Of Plastic	-	-	17 744	26 890
582	Plates,sheets,film Of Plastics	-	-	504 826	141 207
591	Disinfectants,insecticides,fungicides,etc Put In Forms	311 768	428 252	-	-
592	Starches,inulin And Wheat Gluten Albuminoidal Substances;glues	129 057	128 297	35 063	57 226
597	Additive For Mineral Oils	-	-	70 198	101 949
598	Miscellaneous Chemical Products,n.e.s	380 423	324 123	431 712	539 128
621	Materials Of Rubber	-	-	76 634	32 501
625	Rubber Tyre,tyre Cases,tyre Treads,inner Tubes And Tyre Flaps	9 585	14 913	31 697	16 465
629	Articles Of Rubber,n.e.s	-	-	68 186	86 332
634	Veneers,plywood,improved Or Reconstituted Wood,worked,n.e.s	29 370 944	7 646 790	-	-
635	Wood Manufactures,n.e.s	11 701 570	7 210 470	48 619	69 677
641	Paper And Paperboard	2 697	8 602	614 505	288 924
642	Paper And Paperboard Cut To Size Or Shape And Articles Of Paper	838 639	674 959	21 510	100 017
651	Tetile Yarn	-	-	17 819	37 277
653	Fabrics,woven,of Man-made Fibres	-	-	134 300	463 334
656	Tulle,lace,embroidery,ribbons,trimmings And Other Small Wares	-	-	1 988	4 536
657	Special Yarns,textile Fabrics	-	-	262 666	590 186
658	Made-up Articles,wholly Or Chiefly Of Textile Materials N.e.s	-	-	40 396	32 262
662	Clay Construction Materials And Refactory Construction Materials	-	-	428 036	415 214
663	Mineral Manufactures,n.e.s	40 100	475 020	663 413	678 429
664	Glass	505 758	183 059	18 699	10 843
665	Glassware	150 220	53 212	19 119	20 170
671	Pig Iron,spiegeleisen,sponge Iron,ferro-alloys	-	-	2 805 216	139 504
672	Ingots And Other Primary Forms,of Iron Or Steel	-	-	327 470	39 302
673	Flat Rolled Products Not Clad	-	-	4 972 854	992 329
675	Flat Rolled Product,alloy Steel	-	-	253 274	139 830
676	Iron And Steel Bar,rods,angels,shaped And Sections	-	-	5 023 424	506 429
677	Rail And Railway Tract Construction Material Of Iron Or Steel	-	-	239 241	99 100
678	Wire Of Iron Or Steel	-	-	113 390	34 125
679	Tubes,pipes,hollow Profile,pipe Fitting Of Iron Or Steel	1 460 183	473 091	250 606	126 831
682	Copper	-	-	17 649	11 412
683	Nickel	-	-	7 997	7 532
684	Alumunium	-	-	70 337	117 515

Tabel 22. Lanjutan  
Table Continued

Negara/Country		Ekspor/Export		Import/Import	
SITC	Komoditi/Commodity	Berat Bersih Net Weight (Kg)	Nilai FOB FOB Value (US\$)	Berat Bersih Net Weight (Kg)	Nilai CIF CIF Value (US\$)
(1)	(2)	(4)	(5)	(6)	(7)
687	Tin	-	-	716	20 521
691	Structures And Parts Of Iron,steel Or Aluminium	-	-	306	3 247
692	Metal Containers For Storage And Transport	-	-	40 618	39 569
693	Wire Product And Fencing Grills	-	-	81 090	31 356
694	Nails,screws,nuts,bolts,rivets In The Like Of Iron,steel/copper	-	-	104 337	24 561
695	Tools For Use In The Hand Or In Machines	-	-	884 055	525 863
697	Household Equipment Of Base Metal,n.e.s	1 594 045	406 171	1 820	2 412
699	Manufactures Of Base Metal N.e.s	18 431	46 268	1 166 894	488 153
713	Internal Combustion Piston Engines And Parts	-	-	183 610	111 122
716	Rotating Electric Plant And Parts Thereof,n.e.s	-	-	250 927	174 843
718	Other Power Generating Machinery And Parts Thereof,n.e.s	-	-	58 164	322 373
721	Agricultural Machinery And Parts	-	-	54 884	62 206
723	Civil Engineering And Contractor Plant And Equipment And Parts	-	-	16 909	5 688
724	Textile And Leather Machinery,and Parts Thereof.n.e.s	-	-	27 723	30 236
725	Paper Mill And Pulp Mill Machinery,paper Cutting Machine	-	-	43 127	375 725
726	Printing And Bookbinding Machinery And Parts Thereof,n.e.s	-	-	41 544	123 206
727	Food-processing Machines And Parts Thereof,n.e.s	-	-	132 206	1 079 779
728	Other Machine And Equipment Specialized For Particular Industry	-	-	1 050 382	2 572 923
731	Machine-tools By Removing Metal	-	-	4 049 614	13 824 913
733	Machine-tool For Working Metal	-	-	208 129	240 592
735	Part,nes For Machine Tools	-	-	26 346	82 366
737	Metal Working Machinery And Part	-	-	155 260	418 063
741	Heating And Cooling Equipment And Parts Thereof,n.e.s	-	-	319 734	422 225
742	Pumps For Liquid And Parts	-	-	94 420	492 081
743	Pumps And Compressors;fans & Blowers;centrifuges And Parts	-	-	79 979	418 134
744	Mechanical Handling Equipment And Parts Thereof,n.e.s	-	-	131 013	316 845
745	Other Non-electical Machinery,tools And Mechanical Apparatus	-	-	199 666	1 798 597
746	Ball Or Roller Bearing	-	-	32 862	53 488
747	Taps,cocks,valves For Pipes	-	-	70 029	199 279
748	Transmission Shafts And Cranks	-	-	35 603	136 172
749	Non-electric Parts And Accessories Of Machinery,n.e.s	-	-	117 677	760 137
764	Telecommunication Equipment N.e.s And Parts	-	-	45 617	124 301
771	Electric Power Machinery & Parts	-	-	42 852	53 272
772	Electrical Apparatus For Making And Breaking Electrical Circuit	-	-	19 430	64 416
773	Equipment For Distributing Electricity	-	-	35 575	47 629
775	Household Type,electrical And Non-electrical Equipment,n.e.s	20	200	2 400	1 513
776	Thermionic,cold Cathode And Photo-cathode Valves And Tubes	555	4 056	143	664
778	Electrical Machinery And Apparatus,n.e.s	-	-	572 337	467 027
784	Parts And Accessories,n.e.s Of The Motor Vehicles	-	-	160 542	455 621
785	Motorcycles,motor Scooters,and Other Cycles Motorized And Non-mt	-	-	235 524	369 681
786	Trailer And Other-vehicle,not Motorized	75 136	123 608	64 107	23 437
791	Railway Vehicles And Associated Equipment	-	-	93 711	169 350
793	Ships,boats And Floating Structures	-	-	12 471 633	32 451 014

Tabel 22. Lanjutan  
Table Continued

Negara/Country		Ekspor/Export		Import/Import	
SITC	Komoditi/Commodity	Berat Bersih Net Weight (Kg)	Nilai FOB FOB Value (US\$)	Berat Bersih Net Weight (Kg)	Nilai CIF CIF Value (US\$)
(1)	(2)	(4)	(5)	(6)	(7)
812	Sanitary,plumbing,heating And Lighting Fixtures And Fittings	-	-	9 090	4 247
813	Lighting Fixtures And Fittings	114 814	222 534	-	-
821	Furniture And Parts Thereof	3 512 633	2 952 520	2	24
841	Men's Coats,jacket,not Knitted	735	4 684	-	-
845	Articles Of Apparel, Nes	-	-	8 000	1 299
846	Clothing Accessories Of Textiles Fabrics	-	-	508	211
848	Articles Of Apparel And Clothing Accessories Of Oth. Than Tex. Fab.	388 324	94 301	-	-
851	Footwear	-	-	1 534	1 465
872	Medical Instruments And Appliances, Nes	-	-	14	959
873	Meters And Counters, Nes	-	-	77	1 097
874	Measuring, Checking, Analysing And Controlling Instrument And App.	-	-	27 636	161 185
884	Optical Goods,n.e.s	14 737	2 778 889	483	494
885	Watches And Clocks	-	-	220	546
892	Printed Matter	31 553	16 436	21 554	54 255
893	Article,n.e.s Of Plastics	18 837	17 432	151 636	75 389
894	Baby Carriages,toys,games And Sporting Goods	-	-	12 990	15 107
895	Office And Stationery Supplies N.e.s	-	-	29 963	15 149
896	Works Of Art,collectors Pieces And Antiques	-	-	819	292
899	Other Miscellaneous Manufactured Articles,n.e.s	18 934	34 071	107 013	44 054
	Subtotal	151 589 623	93 884 021	110 690 503	75 805 909
China					
001	Live Animals Other Than Fish	1 365 268	749 451	23	317
017	Meat And Edible Meat Offal, Prepared Or Preserved, N.e.s.	30 000	28 815	32 793	9 952
022	Milk And Cream And Milk Products Other Than Butter Or Cheese	-	-	55 310	52 078
034	Fish,fresh,chilled Or Frozen	3 311 319	2 281 950	-	-
035	Fish,dried Salted Or In Brine;smoked Fish	43 691	34 571	-	-
036	Crustaceans Moluscs And Aquatic Invertebrates	392 313	1 784 161	9 050	722
037	Fish,crustaceans,moluscs And Oth Aquatic Invert,prep Or Preserve	-	-	33 538	12 002
042	Rice	-	-	1 164 397	139 261
044	Maize,unmilled	-	-	91 788	32 127
046	Meal And Flour Of Wheat And Flour Of Meslin	-	-	8 988 494	911 168
048	Cereal Preparations And Preparations Of Flours/starch Of Fruit	22 390	16 585	154 311	152 695
054	Vegetables,fresh Chilled,frozen Or Simply Preserved	15 678	16 450	2 496 467	679 446
056	Vegetables,roots And Tubers,prepared Or Preserved N.e.s	-	-	902 225	313 709
057	Fruit And Nut,fresh Or Dried	1 941 500	609 753	3 954 259	2 125 231
058	Fruit,preserved And Fruit Preparations	114 044	43 341	138 760	61 661
059	Fruit Juices And Vegetable Juice	-	-	137 201	40 225
061	Sugar,molasses And Honey	-	-	40 273	36 782
062	Sugar Confectionery	62 290	85 860	662 672	193 645
071	Coffee And Coffee Substitutes	63 300	76 985	5 623	3 188
072	Cocoa	281 252	152 774	-	-
073	Chocolate And Other Food Preparations Containing Cocoa N.e.s	-	-	3 416	5 841
074	Tea And Mate	-	-	85 098	67 164
075	Spices	58 527	130 837	264 099	149 152

Tabel 22. Lanjutan  
Table Continued

Negara/Country		Ekspor/Export		Import/Import	
SITC	Komoditi/Commodity	Berat Bersih Net Weight (Kg)	Nilai FOB FOB Value (US\$)	Berat Bersih Net Weight (Kg)	Nilai CIF CIF Value (US\$)
(1)	(2)	(4)	(5)	(6)	(7)
081	Feeding Stuff For Animals	14 350 816	970 856	66 305 475	15 803 586
091	Margarine And Shortening	5 477 895	1 514 381	-	-
098	Edible Product And Preparations	20 844	40 704	556 901	694 116
111	Non-alcoholic Beverages,n.e.s	-	-	200 450	299 444
121	Tobacco,unmanufactured;tobacco Refuse	-	-	661 923	244 331
122	Tobacco,manufactured	17 182	25 646	7	261
211	Hides And Skins,raw	-	-	6	322
222	Oil Seeds Use For Extraction Of Soft Fixed Vegetable Oils	-	-	6 654 215	2 008 054
231	Natural Rubber Latex;natural Rubber And Similar Natural Gums	7 930 278	4 451 018	-	-
232	Synthetic Rubber Latex;synthetic Rubber And Reclaimed Rubber	-	-	84 000	77 280
246	Wood In Chips Or Particles And Waste	120 285	16 248	-	-
247	Wood In The Rough Or Roughly Squared	127 816	132 003	-	-
248	Wood,Simply Worked And Railway Sleeper Of Wood	10 171 781	5 410 150	14 667	20 182
251	Pulp And Waste Paper	1 227	299	-	-
264	Jute And Other Textile Bast Fibres, Nes	-	-	120	2 142
269	Old Clothing And Other Old Textile Articles;rags	561	574	-	-
272	Fertilizers,crude	-	-	16 244 049	839 086
273	Stone,sand And Gravel	-	-	2 748 710	184 217
278	Other Crude Minerals	-	-	24 980 287	1 617 520
282	Waste And Scrap Metal Of Iron Or Steel	18 719	6 331	-	-
283	Copper Ores And Concentrates	22 890 100	9 201 815	-	-
291	Crude Animal Materials,n.e.s	-	-	28 130	31 452
292	Crude Vegetable Materials,n.e.s	35 651	14 083	129 567	54 828
325	Coke And Semi Coke Of Coal,of Lignite,or Of Peat	-	-	1 534 400	308 694
334	Petroleum Products,refined	-	-	197 171	71 687
335	Residual Petroleum Products,nes And Related Materials	-	-	3 929 180	1 005 398
421	Fixed Vegetable Fats And Oils Soft,crude,refined Or Fractioned	-	-	433 879	204 334
422	Fixed Vegetable Fats And Oils Solid,crude,refined/fractioned	57 016 519	13 704 184	3 898	2 097
431	Animal And Vegetable Oil And Fat Processed And Wax Of Animal/veg.	8 919 552	3 169 256	-	-
511	Hydrocarbon,n.e.s And Their Halogenated,nitrated Derivatives	-	-	9 744	6 960
512	Alcohols,phenols,phenol-alcohols And Their Halogenated	813 111	684 387	3 060 406	767 708
513	Carboxylic Acids,and Their Anhydrides,halides,peroxides	7 089 993	2 535 699	166 713	122 950
514	Nitrogen-function Compounds	168 610	140 746	102 142	119 440
515	Organo-inorganic And Heterocyclic Compounds	-	-	272 709	516 127
522	Inorganic Chemical Elements,oxides And Halogen Salts	-	-	4 228 305	2 294 157
523	Metallic Salts And Peroxysalts	-	-	9 187 320	2 280 887
524	Other Inorganic Chemicals;chemical Compound Of Precious Metals	-	-	693 801	226 297
531	Synthetic Org.colouring Matter	-	-	22 049	20 783
533	Pigments,paints,varnishes And Related Materials	-	-	287 796	297 490
541	Medicinal & Pharmaceutical Prod.	-	-	6 329	2 000
551	Essential Oils,perfume And Flavour Materials	63 672	472 697	11 505	148 110
553	Perfumery,cosmetics And Toilet Preparations	-	-	46 037	244 505
554	Soap,cleansing And Polishing Preparation	-	-	30 265	10 577
562	Fertilizers,manufactured	75 000	1 500	60 982 207	6 246 423

Tabel 22. Lanjutan  
Table Continued

Negara/Country		Ekspor/Export		Import/Import	
SITC	Komoditi/Commodity	Berat Bersih Net Weight (Kg)	Nilai FOB FOB Value (US\$)	Berat Bersih Net Weight (Kg)	Nilai CIF CIF Value (US\$)
(1)	(2)	(4)	(5)	(6)	(7)
571	Polymers Of Ethylene,primary Forms	19 620	31 882	21 100	12 779
574	Poliacetals,polycarbon,primary	-	-	269 683	314 715
575	Other Plastics In Primary Forms	-	-	34 260	103 589
581	Tubes,pipes And Hoses Of Plastic	-	-	820 488	162 876
582	Plates,sheets,film Of Plastics	-	-	3 347	25 472
591	Disinfectants,insecticides,fungicides,etc Put In Forms	164 214	860 087	-	-
592	Starches,inulin And Wheat Gluten Albuminoidal Substances;glues	-	-	217 571	178 985
597	Additive For Mineral Oils	-	-	5 579	3 295
598	Miscellaneous Chemical Products,n.e.s	50 000	40 925	853 861	1 342 661
611	Leather	315	166	-	-
613	Furskins, Tanned Ordressed	-	-	3 915	1 993
621	Materials Of Rubber	11 564	18 503	172 380	126 994
625	Rubber Tyre,tyre Cases,tyre Treads,inner Tubes And Tyre Flaps	87 145	106 424	1 160 239	443 707
629	Articles Of Rubber,n.e.s	-	-	137 707	285 095
633	Cork Manufactures	-	-	9 624	7 521
634	Veneers,plywood,improved Or Reconstituted Wood,worked,n.e.s	15 636 007	2 900 223	50	90
635	Wood Manufactures,n.e.s	9 743 757	5 485 655	48 160	15 715
641	Paper And Paperboard	932 370	558 719	1 576 521	954 410
642	Paper And Paperboard Cut To Size Or Shape And Articles Of Paper	-	-	178 983	656 565
651	Tetile Yarn	-	-	138 745	100 337
653	Fabrics,woven,of Man-made Fibres	236	227	-	-
654	Textile Fabrics,woven,other Than Of Cotton Or Man-made Fibres	-	-	58 553	360 659
656	Tulle,lace,enbroidery,ribbons,trimmings And Other Small Wares	-	-	17 930	14 930
657	Special Yarns,textile Fabrics	-	-	572 193	888 447
658	Made-up Articles,wholly Or Chiefly Of Textile Materials N.e.s	-	-	112 464	53 870
661	Lime,cement And Fabricated Construction Materials	-	-	380 264	266 324
662	Clay Construction Materials And Refactory Construction Materials	-	-	1 204 578	962 611
663	Mineral Manufactures,n.e.s	8 364	42 444	1 223 479	1 027 889
664	Glass	-	-	773 986	193 519
665	Glassware	280 195	135 475	869 058	384 512
666	Pottery	-	-	487 068	89 177
671	Pig Iron,spiegeleisen,sponge Iron,ferro-alloys	-	-	786 325	453 808
673	Flat Rolled Products Not Clad	-	-	10 760 680	2 390 932
674	Flat Rolled Product,clad,plated	-	-	349 836	56 253
675	Flat Rolled Product,alloy Steel	-	-	1 062 111	86 820
676	Iron And Steel Bar,rods,angels,shaped And Sections	-	-	9 201 566	1 240 016
677	Rail And Railway Tract Construction Material Of Iron Or Steel	-	-	1 544 992	330 869
678	Wire Of Iron Or Steel	-	-	1 873 221	652 301
679	Tubes,pipes,hollow Profile,pipe Fitting Of Iron Or Steel	-	-	2 245 632	2 036 074
682	Copper	-	-	225 713	137 502
684	Alumunium	79 859	137 638	-	-
685	Lead	-	-	4 698	12 360
686	Zinc	-	-	3 969 540	3 882 644



Tabel 22. Lanjutan  
Table Continued

Negara/Country		Ekspor/Export		Import/Import	
SITC	Komoditi/Commodity	Berat Bersih Net Weight (Kg)	Nilai FOB FOB Value (US\$)	Berat Bersih Net Weight (Kg)	Nilai CIF CIF Value (US\$)
(1)	(2)	(4)	(5)	(6)	(7)
689	Miscellaneous Non-ferrous Base Metals Employed In Metallurgy	-	-	88 005	18 606
691	Structures And Parts Of Iron,steel Or Aluminium	-	-	57 333	120 004
692	Metal Containers For Storage And Transport	-	-	252 877	119 577
693	Wire Product And Fencing Grills	-	-	774 034	300 490
694	Nails,screws,nuts,bolts,rivets In The Like Of Iron,steel/copper	-	-	666 816	351 891
695	Tools For Use In The Hand Or In Machines	-	-	3 528 608	1 571 158
696	Cutlery	-	-	150 474	96 713
697	Household Equipment Of Base Metal,n.e.s	-	-	1 382 890	764 508
699	Manufactures Of Base Metal N.e.s	-	-	5 268 508	2 401 968
711	Steam And Other Vapour Generating Boilers And Parts	-	-	18 334	93 732
713	Internal Combustion Piston Engines And Parts	-	-	3 587 274	1 821 698
714	Engines And Motors,non-electric,parts N.e.s	-	-	378	458
716	Rotating Electric Plant And Parts Thereof,n.e.s	-	-	591 816	959 363
718	Other Power Generating Machinery And Parts Thereof,n.e.s	-	-	23 724	286 701
721	Agricultural Machinery And Parts	-	-	128 635	494 982
722	Tractors	-	-	56 492	27 317
723	Civil Engineering And Contractor Plant And Equipment And Parts	-	-	205 435	486 775
724	Textile And Leather Machinery,and Parts Thereof.n.e.s	-	-	96 491	128 865
726	Printing And Bookbinding Machinery And Parts Thereof,n.e.s	-	-	53 827	846 153
727	Food-processing Machines And Parts Thereof,n.e.s	-	-	211 512	544 095
728	Other Machine And Equipment Specialized For Particular Industry	-	-	580 918	2 984 009
731	Machine-tools By Removing Metal	-	-	580 057	870 594
733	Machine-tool For Working Metal	-	-	675 464	698 451
735	Part,nes For Machine Tools	-	-	38 729	159 899
737	Metal Working Machinery And Part	-	-	237 941	492 590
741	Heating And Cooling Equipment And Parts Thereof,n.e.s	-	-	406 043	3 511 793
742	Pumps For Liquid And Parts	-	-	169 509	560 988
743	Pumps And Compressors;fans & Blowers;centrifuges And Parts	568	1 216	226 064	1 740 957
744	Mechanical Handling Equipment And Parts Thereof,n.e.s	-	-	240 763	336 952
745	Other Non-electical Machinery,tools And Mechanical Apparatus	-	-	312 904	1 098 944
746	Ball Or Roller Bearing	-	-	169 252	97 382
747	Taps,cocks,valves For Pipes	4 500	2 532	299 656	1 075 346
748	Transmission Shafts And Cranks	-	-	345 762	583 058
749	Non-electric Parts And Accessories Of Machinery,n.e.s	-	-	46 551	154 062
751	Office Machines	-	-	46 144	116 246
752	Automatic Data Processing Machines And Units Thereof	-	-	27 165	108 505
759	Parts,n.e.s Of And Accessories For Machine Heading 751 Or 752	-	-	79 802	24 511
761	Television Receivers	-	-	26 183	33 003
762	Radio Broadcast Receivers	-	-	17 508	6 934
763	Sound Recorders Or Reproducers	-	-	83 434	60 896
764	Telecommunication Equipment N.e.s And Parts	-	-	312 705	419 264
771	Electric Power Machinery & Parts	-	-	16 854	20 208
772	Electrical Apparatus For Making And Breaking Electrical Circuit	-	-	71 808	46 837

Tabel 22. Lanjutan  
Table Continued

Negara/Country		Ekspor/Export		Import/Import	
SITC	Komoditi/Commodity	Berat Bersih Net Weight (Kg)	Nilai FOB FOB Value (US\$)	Berat Bersih Net Weight (Kg)	Nilai CIF CIF Value (US\$)
(1)	(2)	(4)	(5)	(6)	(7)
773	Equipment For Distributing Electricity	-	-	85 033	307 842
775	Household Type,electrical And Non-electrical Equipment,n.e.s	-	-	379 192	261 905
776	Thermionic,cold Cathode And Photo-cathode Valves And Tubes	-	-	83 209	163 459
778	Electrical Machinery And Apparatus,n.e.s	-	-	1 818 227	3 275 687
781	Passenger Motor Cars	-	-	213	283
783	Road Motor Vehicles,n.e.s	-	-	76 776	53 502
784	Parts And Accessories,n.e.s Of The Motor Vehicles	-	-	1 726 939	1 111 818
785	Motorcycles,motor Scooters,and Other Cycles Motorized And Non-mt	-	-	2 655 450	2 236 882
786	Trailer And Other-vehicle,not Motorized	-	-	187 135	77 060
793	Ships,boats And Floating Structures	-	-	151 201	141 298
811	Prefabricated Buildings	-	-	22 832	86 550
812	Sanitary,plumbing,heating And Lighting Fixtures And Fittings	-	-	33 312	11 166
813	Lighting Fixtures And Fittings	-	-	76 327	34 914
821	Furniture And Parts Thereof	408 405	216 345	101 601	45 994
831	Travel Goods	-	-	155 641	140 953
841	Men's Coats,jacket,not Knitted	-	-	5 577	14 927
843	Men's Coats,jacket,knitted	-	-	68	2 634
844	Women's Coats, Jacket, Knitted	-	-	7 883	123 805
845	Articles Of Apparel, Nes	-	-	31 878	172 285
846	Clothing Accessories Of Textiles Fabrics	-	-	12 401	11 443
848	Articles Of Apparel And Clothing Accessories Of Oth. Than Tex. Fab.	-	-	124 659	141 835
851	Footwear	-	-	140 350	52 750
871	Optical Instrument And Apparatus	-	-	53	6 106
872	Medical Instruments And Appliances, Nes	-	-	13 430	17 841
873	Meters And Counters, Nes	-	-	719	2 977
874	Measuring, Checking, Analysing And Controlling Instrument And App.	-	-	294 326	278 480
884	Optical Goods,n.e.s	-	-	387 793	344 258
885	Watches And Clocks	-	-	15 926	27 587
892	Printed Matter	-	-	32 844	40 144
893	Article,n.e.s Of Plastics	198 320	181 626	873 395	429 647
894	Baby Carriages,toys,games And Sporting Goods	-	-	1 250 881	929 862
895	Office And Stationery Supplies N.e.s	-	-	334 865	162 681
896	Works Of Art,collectors Pieces And Antiques	-	-	44 069	20 523
898	Musical Instrument And Parts Andaccessories Thereof	-	-	225	238
899	Other Miscellaneous Manufactured Articles,n.e.s	49 535	41 321	1 335 084	828 918
	Subtotal	170 736 158	59 265 518	301 024 453	100 212 864
Mongolia					
522	Inorganic Chemical Elements,oxides And Halogen Salts	-	-	240 000	44 863
	Subtotal	-	-	240 000	44 863
Macau					
001	Live Animals Other Than Fish	8 509	8 509	-	-
071	Coffee And Coffee Substitutes	177 600	279 847	-	-
	Subtotal	186 109	288 356	-	-
Papua New Guinea					
022	Milk And Cream And Milk Products Other Than Butter Or ...	825	1 034	-	-

Tabel 22. Lanjutan  
Table Continued

Negara/Country		Ekspor/Export		Impor/Import	
SITC	Komoditi/Commodity	Berat Bersih Net Weight (Kg)	Nilai FOB FOB Value (US\$)	Berat Bersih Net Weight (Kg)	Nilai CIF CIF Value (US\$)
(1)	(2)	(4)	(5)	(6)	(7)
	Cheese				
422	Fixed Vegetable Fats And Oils Solid,crude,refined/fractioned	19 725 000	4 817 720	-	-
553	Perfumery,cosmetics And Toilet Preparations	10 957	7 155	-	-
641	Paper And Paperboard	102 141	201 726	-	-
711	Steam And Other Vapour Generating Boilers And Parts	40	178	-	-
	Subtotal	19 838 963	5 027 813	-	-
Thailand					
022	Milk And Cream And Milk Products Other Than Butter Or Cheese	-	-	33 496	69 217
034	Fish,fresh,chilled Or Frozen	108 747	45 877	-	-
035	Fish,dried Salted Or In Brine;smoked Fish	-	-	153 742	29 401
036	Crustaceans Molluscs And Aquatic Invertebrates	1 172 365	11 705 941	-	-
042	Rice	-	-	44 073 537	6 037 886
044	Maize,unmilled	-	-	4 565 489	550 173
048	Cereal Preparations And Preparations Of Flours/starch Of Fruit	-	-	241 480	143 442
054	Vegetables,fresh Chilled,frozen Or Simply Preserved	-	-	2 578 156	763 738
056	Vegetables,roots And Tubers,prepared Or Preserved N.e.s	-	-	4 254	1 794
057	Fruit And Nut,fresh Or Dried	-	-	486 702	210 834
058	Fruit,preserved And Fruit Preparations	-	-	111 455	45 201
061	Sugar,molasses And Honey	-	-	8 843 887	1 693 265
062	Sugar Confectionery	104 769	142 285	6 344	2 454
072	Cocoa	423 243	190 867	-	-
073	Chocolate And Other Food Preparations Containing Cocoa N.e.s	5 708	19 885	-	-
074	Tea And Mate	169 055	111 587	-	-
075	Spices	222 541	153 456	400	774
081	Feeding Stuff For Animals	-	-	115 000	40 914
098	Edible Product And Preparations	-	-	78 206	23 714
122	Tobacco,manufactured	337 593	566 027	-	-
211	Hides And Skins,raw	274 020	157 762	-	-
222	Oil Seeds Use For Extraction Of Soft Fixed Vegetable Oils	-	-	58 666	15 274
231	Natural Rubber Latex;natural Rubber And Similar Natural Gums	4 423 195	2 159 571	802 980	862 773
232	Synthetic Rubber Latex;synthetic Rubber And Reclaimed Rubber	-	-	235 645	192 763
248	Wood,Simply Worked And Railway Sleeper Of Wood	595 150	291 361	-	-
266	Synthetic Fibres Suitable For Spinning	-	-	206 658	727 434
273	Stone,sand And Gravel	-	-	249 952 170	50 822 730
278	Other Crude Minerals	-	-	1 950 510	253 157
292	Crude Vegetable Materials,n.e.s	112 217	493 465	57 390	11 613
321	Coal,pulverized Or Not	6 161	826	-	-
431	Animal And Vegetable Oil And Fat Processed And Wax Of Animal/veg.	9 080 045	3 102 560	-	-
512	Alcohols,phenols,phenol-alcohols And Their Halogenated	1 843 171	1 501 728	-	-
513	Carboxylic Acids,and Their Anhydrides,halides,peroxides	7 167 405	2 383 249	-	-
514	Nitrogen-function Compounds	167 600	125 624	23 476	39 360
522	Inorganic Chemical Elements,oxides And Halogen Salts	-	-	488 555	166 131
523	Metallic Salts And Peroxysalts	-	-	2 894 565	598 035
532	Dyeing And Tanning Extracts,and Synthetic Tanning Materials	182 064	6 591	-	-

Tabel 22. Lanjutan  
Table Continued

Negara/Country		Ekspor/Export		Import/Import	
SITC	Komoditi/Commodity	Berat Bersih Net Weight (Kg)	Nilai FOB FOB Value (US\$)	Berat Bersih Net Weight (Kg)	Nilai CIF CIF Value (US\$)
(1)	(2)	(4)	(5)	(6)	(7)
533	Pigments,paints,varnishes And Related Materials	-	-	21 515	4 010
562	Fertilizers,manufactured	54 000	43 810	6 600 000	740 625
571	Polymers Of Ethylene,primary Forms	-	-	356 900	279 736
572	Polimers Of Styrene,primary Form	-	-	127 876	87 797
575	Other Plastics In Primary Forms	49 195	15 394	167 123	99 219
582	Plates,sheets,film Of Plastics	-	-	79 954	25 453
591	Disinfectants,insecticides,fungicides,etc Put In Forms	67 273	560 826	-	-
592	Starches,inulin And Wheat Gluten Albuminoidal Substances;glues	-	-	229 629	100 491
597	Additive For Mineral Oils	-	-	159 967	167 620
598	Miscellaneous Chemical Products,n.e.s	-	-	211 409	232 116
611	Leather	72 412	92 266	-	-
621	Materials Of Rubber	-	-	31 242	6 213
625	Rubber Tyre,tyre Cases,tyre Treads,inner Tubes And Tyre Flaps	-	-	846 010	362 455
629	Articles Of Rubber,n.e.s	-	-	14 248	4 447
633	Cork Manufactures	-	-	5 680	7 541
634	Veneers,plywood,improved Or Reconstituted Wood,worked,n.e.s	1 243 057	329 716	-	-
635	Wood Manufactures,n.e.s	7 071 144	3 108 300	48 000	48 010
641	Paper And Paperboard	97 511	138 059	126 570	149 352
642	Paper And Paperboard Cut To Size Or Shape And Articles Of Paper	2 000	3 280	1 403	88
653	Fabrics,woven,of Man-made Fibres	1 061	6 279	-	-
656	Tulle,lace,embroidery,ribbons,trimmings And Other Small Wares	17 367	1 597	27 763	20 646
657	Special Yarns,textile Fabrics	-	-	506 619	369 774
662	Clay Construction Materials And Refractory Construction Materials	-	-	159 041	55 399
663	Mineral Manufactures,n.e.s	-	-	119 748	32 463
664	Glass	521 335	192 867	230 074	68 841
665	Glassware	8 546	3 731	34 070	13 452
673	Flat Rolled Products Not Clad	-	-	1 013 286	184 384
679	Tubes,pipes,hollow Profile,pipe Fitting Of Iron Or Steel	-	-	199 377	47 488
682	Copper	-	-	105 025	46 593
691	Structures And Parts Of Iron,steel Or Aluminium	-	-	7 160	4 379
692	Metal Containers For Storage And Transport	-	-	147 158	194 845
693	Wire Product And Fencing Grills	-	-	407 847	162 142
694	Nails,screws,nuts,bolts,rivets In The Like Of Iron,steel/copper	-	-	1 360 552	276 294
695	Tools For Use In The Hand Or In Machines	-	-	598 451	256 225
696	Cutlery	-	-	7 358	5 536
697	Household Equipment Of Base Metal,n.e.s	-	-	6 396	3 096
699	Manufactures Of Base Metal N.e.s	-	-	322 964	98 514
713	Internal Combustion Piston Engines And Parts	-	-	101 802	34 829
718	Other Power Generating Machinery And Parts Thereof,n.e.s	-	-	5 598	11 672
721	Agricultural Machinery And Parts	708	173 600	13 591	81 837
723	Civil Engineering And Contractor Plant And Equipment And Parts	-	-	22 910	8 212
724	Textile And Leather Machinery,and Parts Thereof,n.e.s	-	-	6 650	144 681
727	Food-processing Machines And Parts Thereof,n.e.s	4 024	30 085	12 270	385 625

Tabel 22. Lanjutan  
Table Continued

Negara/Country		Ekspor/Export		Import/Import	
SITC	Komoditi/Commodity	Berat Bersih Net Weight (Kg)	Nilai FOB FOB Value (US\$)	Berat Bersih Net Weight (Kg)	Nilai CIF CIF Value (US\$)
(1)	(2)	(4)	(5)	(6)	(7)
728	Other Machine And Equipment Specialized For Particular Industry	80 074	244 199	413 388	1 301 619
742	Pumps For Liquid And Parts	-	-	66 074	33 498
743	Pumps And Compressors;fans & Blowers;centrifuges And Parts	3 180	4 769	23 415	356 024
744	Mechanical Handling Equipment And Parts Thereof,n.e.s	-	-	38 768	191 940
745	Other Non-electical Machinery,tools And Mechanical Apparatus	-	-	23 206	25 486
747	Taps,cocks,valves For Pipes	-	-	15 152	143 550
748	Transmission Shafts And Cranks	-	-	114 688	269 301
749	Non-electric Parts And Accessories Of Machinery,n.e.s	-	-	998	4 802
759	Parts,n.e.s Of And Accessories For Machine Heading 751 Or 752	25 790	62 427	20 883	16 290
771	Electric Power Machinery & Parts	-	-	4 109	7 650
772	Electrical Apparatus For Making And Breaking Electrical Circuit	-	-	1 344	974
773	Equipment For Distributing Electricity	-	-	2 379	1 145
775	Household Type,electrical And Non-electrical Equipment,n.e.s	-	-	101	805
781	Passenger Motor Cars	-	-	18 190	4 570
784	Parts And Accessories,n.e.s Of The Motor Vehicles	7 040	2 997	12 329	6 602
793	Ships,boats And Floating Structures	-	-	201 449	189 637
813	Lighting Fixtures And Fittings	11 712	41 362	-	-
821	Furniture And Parts Thereof	54 765	24 098	14 733	3 942
831	Travel Goods	4 649	8 969	-	-
845	Articles Of Apparel, Nes	30 439	33 903	-	-
851	Footwear	-	-	37 362	15 115
884	Optical Goods,n.e.s	118 578	1 002 059	-	-
892	Printed Matter	143 854	102 191	12 540	46 899
893	Article,n.e.s Of Plastics	3 588 267	2 991 046	353 232	66 023
894	Baby Carriages,toys,games And Sporting Goods	2 221	1 184	-	-
895	Office And Stationery Supplies N.e.s	-	-	28 903	62 872
899	Other Miscellaneous Manufactured Articles,n.e.s	-	-	32 087	12 524
	Subtotal	39 675 251	32 377 676	333 841 329	70 885 445
Singapore					
001	Live Animals Other Than Fish	377 537	447 704	-	-
012	Other Meat,other Edible Meat Offal,fresh,chilled Or Frozen	45 885	83 868	-	-
016	Meat And Edible Meat Offal, Salted, Dried; Edible Flour Of Meat	8 100 634	12 942 144	-	-
017	Meat And Edible Meat Offal, Prepared Or Preserved, N.e.s.	187 167	46 808	12 000	23 382
022	Milk And Cream And Milk Products Other Than Butter Or Cheese	11 550	19 635	20 800	20 800
023	Butter And Other Fats From Milk	-	-	5 064	1 757
024	Cheese And Curd	2 605	2 794	-	-
034	Fish,fresh,chilled Or Frozen	2 268 070	2 879 075	-	-
035	Fish,dried Salted Or In Brine;smoked Fish	285 696	735 073	1 464	44 815
036	Crustaceans Moluscs And Aquatic Invertebrates	584 306	3 957 432	-	-
042	Rice	-	-	31 411 514	4 692 452
044	Maize,unmilled	234 437	27 868	7 139 500	885 445
046	Meal And Flour Of Wheat And Flour Of Meslin	140 000	11 678	13 313 578	1 544 381
047	Other Cereal Meals And Flours	-	-	3 202 117	763 181

Tabel 22. Lanjutan  
Table Continued

Negara/Country		Ekspor/Export		Import/Import	
SITC	Komoditi/Commodity	Berat Bersih Net Weight (Kg)	Nilai FOB FOB Value (US\$)	Berat Bersih Net Weight (Kg)	Nilai CIF CIF Value (US\$)
(1)	(2)	(4)	(5)	(6)	(7)
048	Cereal Preparations And Preparations Of Flours/starch Of Fruit	2 847 317	425 429	278 669	103 602
054	Vegetables,fresh Chilled,frozen Or Simply Preserved	14 663 549	2 157 455	-	-
056	Vegetables,roots And Tubers,prepared Or Preserved N.e.s	3 215 414	891 838	303 329	144 918
057	Fruit And Nut,fresh Or Dried	2 596 021	885 099	962 000	471 904
058	Fruit,preserved And Fruit Preparations	33 385	7 767	72 092	19 280
059	Fruit Juices And Vegetable Juice	114 603	85 785	76 217	27 775
061	Sugar,molasses And Honey	27 528	56 200	26 527 345	3 873 152
062	Sugar Confectionery	46 164	124 212	6 000	4 035
071	Coffee And Coffee Substitutes	2 367 126	3 058 030	8 800	8 674
072	Cocoa	1 494 174	1 494 487	-	-
073	Chocolate And Other Food Preparations Containing Cocoa N.e.s	59 235	35 958	-	-
074	Tea And Mate	415 575	293 474	-	-
075	Spices	1 263 924	741 941	181 544	69 612
081	Feeding Stuff For Animals	20 400 000	556 090	5 882 177	1 773 345
091	Margarine And Shortening	1 121 414	325 254	22 662	13 207
098	Edible Product And Preparations	45 577	353 286	79 219	198 241
122	Tobacco,manufactured	2 253 594	7 176 218	19 800	44 255
211	Hides And Skins,raw	-	-	4	463
222	Oil Seeds Use For Extraction Of Soft Fixed Vegetable Oils	-	-	579 254	139 296
223	Oil Seeds Use For Extraction Of Other Fixed Vegetable Oils	397 501	111 439	-	-
231	Natural Rubber Latex;natural Rubber And Similar Natural Gums	72 453 407	36 538 423	-	-
232	Synthetic Rubber Latex;synthetic Rubber And Reclaimed Rubber	-	-	196 093	125 644
245	Fuel Wood And Wood Charcoal	194 808	23 125	48	2 769
246	Wood In Chips Or Particles And Waste	130 327	23 012	-	-
248	Wood,Simply Worked And Railway Sleeper Of Wood	10 808 027	4 690 531	31 004	31 627
264	Jute And Other Textile Bast Fibres, Nes	-	-	71 085	6 427
266	Synthetic Fibres Suitable For Spinning	-	-	8 856	30 996
268	Wool And Other Animal Hair	-	-	105	58
269	Old Clothing And Other Old Textile Articles;rags	55	276	-	-
272	Fertilizers,crude	-	-	23 250	35 320
273	Stone,sand And Gravel	8 793 434	774 724	96 000	13 507
274	Sulphur & Unroasted Iron Pyrites	-	-	108 000	19 530
278	Other Crude Minerals	-	-	5 489 000	206 180
282	Waste And Scrap Metal Of Iron Or Steel	80 639	26 867	36 093 428	3 757 939
283	Copper Ores And Concentrates	1 363	1 295	-	-
287	Ores And Concentrates Of Base Metals,n.e.s	-	-	22 801 086	1 892 764
288	Non-ferrous Base Metal Waste And Scrap, N.e.s.	671 524	1 009 552	868 869	1 162 509
292	Crude Vegetable Materials,n.e.s	10 986 096	2 005 803	21 667	2 277
334	Petroleum Products,refined	356	290	832 900	437 273
335	Residual Petroleum Products,nes And Related Materials	-	-	7 763 572	1 340 766
421	Fixed Vegetable Fats And Oils Soft,crude,refined Or Fractioned	3 400	17 480	-	-
422	Fixed Vegetable Fats And Oils Solid,crude,refined/fractioned	87 133 756	19 224 495	-	-
431	Animal And Vegetable Oil And Fat Processed And Wax Of Animal/veg.	11 440 332	3 549 494	21 296	9 343
511	Hydrocarbon,n.e.s And Their Halogenated,nitrated Derivatives	-	-	56 720	19 320
512	Alcohols,phenols,phenol-alcohols And Their Halogenated	255 564	271 902	5 292 426	1 170 830

Tabel 22. Lanjutan  
Table Continued

Negara/Country		Ekspor/Export		Import/Import	
SITC	Komoditi/Commodity	Berat Bersih Net Weight (Kg)	Nilai FOB FOB Value (US\$)	Berat Bersih Net Weight (Kg)	Nilai CIF CIF Value (US\$)
(1)	(2)	(4)	(5)	(6)	(7)
513	Carboxylic Acids, and Their Anhydrides, halides, peroxides	183 647	51 516	53 956	36 022
514	Nitrogen-function Compounds	-	-	91 028	243 606
515	Organo-inorganic And Heterocyclic Compounds	-	-	36 682	80 500
516	Other Organic Chemicals	-	-	435 996	208 936
522	Inorganic Chemical Elements, oxides And Halogen Salts	14 577 571	250 528	817 008	428 630
523	Metallic Salts And Peroxysalts	-	-	9 651 915	1 282 909
531	Synthetic Org. colouring Matter	-	-	43 488	6 408
532	Dyeing And Tanning Extracts, and Synthetic Tanning Materials	129 267	13 087	-	-
533	Pigments, paints, varnishes And Related Materials	-	-	396 350	484 482
551	Essential Oils, perfume And Flavour Materials	448 391	2 227 188	49 147	315 304
553	Perfumery, cosmetics And Toilet Preparations	-	-	27 321	294 800
554	Soap, cleansing And Polishing Preparation	75 365	29 179	167 710	130 790
562	Fertilizers, manufactured	-	-	3 879 000	544 023
571	Polymers Of Ethylene, primary Forms	3 030 000	428 300	904 993	682 355
572	Polimers Of Styrene, primary Form	-	-	55 754	86 811
573	Polimers Of Vinyl Chloride, primary	1 155 000	215 400	4 564	675
574	Poliacetals, polycarbon, primary	-	-	339 493	290 925
575	Other Plastics In Primary Forms	12 000	4 800	1 010 799	767 182
581	Tubes, pipes And Hoses Of Plastic	21 000	3 342	61 703	47 711
582	Plates, sheets, film Of Plastics	21 001	14 840	157 067	34 635
591	Disinfectants, insecticides, fungicides, etc Put In Forms	6 018	101 968	-	-
592	Starches, inulin And Wheat Gluten Albuminoidal Substances; glues	-	-	239 089	93 077
597	Additive For Mineral Oils	-	-	561 106	214 805
598	Miscellaneous Chemical Products, n.e.s	-	-	1 059 817	497 489
611	Leather	11 873	112 517	-	-
621	Materials Of Rubber	35 689	55 286	10 654	17 353
625	Rubber Tyre, tyre Cases, tyre Treads, inner Tubes And Tyre Flaps	266 391	583 664	82 596	50 758
629	Articles Of Rubber, n.e.s	-	-	96 467	29 293
633	Cork Manufactures	-	-	2	20
634	Veneers, plywood, improved Or Reconstituted Wood, worked, n.e.s	8 100 519	3 712 900	-	-
635	Wood Manufactures, n.e.s	41 312 020	17 738 010	35 534	28 827
641	Paper And Paperboard	421 457	318 938	601 723	383 491
642	Paper And Paperboard Cut To Size Or Shape And Articles Of Paper	114 439	77 864	46 606	90 463
651	Tetile Yarn	-	-	19 971	67 900
653	Fabrics, woven, of Man-made Fibres	19 236	25 263	-	-
656	Tulle, lace, embroidery, ribbons, trimmings And Other Small Wares	17 162	2 363	-	-
657	Special Yarns, textile Fabrics	-	-	57 334	42 503
658	Made-up Articles, wholly Or Chiefly Of Textile Materials N.e.s	291	1 392	623 303	140 150
661	Lime, cement And Fabricated Construction Materials	15 211	10 965	109 920	14 300
662	Clay Construction Materials And Refactory Construction Materials	-	-	731 963	154 762
663	Mineral Manufactures, n.e.s	72 038	42 863	89 818	47 687
664	Glass	1 372 065	324 620	236 022	59 437
665	Glassware	1 195 274	234 769	56 986	48 716

Tabel 22. Lanjutan  
Table Continued

Negara/Country		Ekspor/Export		Import/Import	
SITC	Komoditi/Commodity	Berat Bersih Net Weight (Kg)	Nilai FOB FOB Value (US\$)	Berat Bersih Net Weight (Kg)	Nilai CIF CIF Value (US\$)
(1)	(2)	(4)	(5)	(6)	(7)
671	Pig Iron,spiegeleisen,sponge Iron,ferro-alloys	-	-	15 346 320	883 858
672	Ingots And Other Primary Forms,of Iron Or Steel	-	-	222 253	196 569
673	Flat Rolled Products Not Clad	-	-	6 269 141	1 027 813
674	Flat Rolled Product,clad,plated	36 869	12 028	522 497	891 031
675	Flat Rolled Product,alloy Steel	-	-	283 786	219 488
676	Iron And Steel Bar,rods,angels,shaped And Sections	765 433	197 028	1 590 165	612 879
678	Wire Of Iron Or Steel	53 342	12 681	13 600	9 886
679	Tubes,pipes,hollow Profile,pipe Fitting Of Iron Or Steel	123 663	67 049	1 631 468	1 169 833
683	Nickel	-	-	2 861	4 903
684	Alumunium	100 638	162 219	17 203	17 926
685	Lead	-	-	24 514	12 060
686	Zinc	-	-	705 061	499 044
691	Structures And Parts Of Iron,steel Or Aluminium	1 016 736	1 764 951	2 395	2 460
692	Metal Containers For Storage And Transport	1 070 001	513 832	985 586	253 755
693	Wire Product And Fencing Grills	-	-	169 574	135 260
694	Nails,screws,nuts,bolts,rivets In The Like Of Iron,steel/copper	449 021	64 562	461 320	105 879
695	Tools For Use In The Hand Or In Machines	171	510	362 234	211 693
696	Cutlery	-	-	12 960	3 175
697	Household Equipment Of Base Metal,n.e.s	-	-	156 337	64 991
699	Manufactures Of Base Metal N.e.s	560	132	381 827	130 788
711	Steam And Other Vapour Generating Boilers And Parts	73 381	38 377	23 498	83 307
712	Steam Or Oth Gen.boilers & Parts	20 000	25 734	17 721	129 746
713	Internal Combustion Piston Engines And Parts	164 680	538 967	673 715	294 418
716	Rotating Electric Plant And Parts Thereof,n.e.s	2 852	2 955	563 409	380 232
718	Other Power Generating Machinery And Parts Thereof,n.e.s	2 279	1 204	560	724
721	Agricultural Machinery And Parts	13 286	18 625	18 621	171 296
723	Civil Engineering And Contractor Plant And Equipment And Parts	3 157	47 472	65 451	183 412
724	Textile And Leather Machinery,and Parts Thereof.n.e.s	-	-	391	351
725	Paper Mill And Pulp Mill Machinery,paper Cutting Machine	1 571	2 089	-	-
726	Printing And Bookbinding Machinery And Parts Thereof,n.e.s	963	1 761	252	2 998
727	Food-processing Machines And Parts Thereof,n.e.s	1 112	698	31 619	179 451
728	Other Machine And Equipment Specialized For Particular Industry	400	450	336 054	600 357
731	Machine-tools By Removing Metal	27 415	43 520	805 293	612 844
733	Machine-tool For Working Metal	9	213	18 905	13 165
735	Part,nes For Machine Tools	-	-	32 731	29 873
737	Metal Working Machinery And Part	200	395	1 752	1 958
741	Heating And Cooling Equipment And Parts Thereof,n.e.s	2 277	55 233	467 877	851 116
742	Pumps For Liquid And Parts	529	1 923	190 154	97 466
743	Pumps And Compressors;fans & Blowers;centrifuges And Parts	9 071	155 651	225 571	693 845
744	Mechanical Handling Equipment And Parts Thereof,n.e.s	-	-	230 064	549 180
745	Other Non-electical Machinery,tools And Mechanical Apparatus	2 417	8 636	115 796	422 232
746	Ball Or Roller Bearing	75 012	53 345	220 556	83 139
747	Taps,cocks,valves For Pipes	-	-	100 205	62 646
748	Transmission Shafts And Cranks	3 022	1 121	485 433	213 997
749	Non-electric Parts And Accessories Of Machinery,n.e.s	332	627	151 000	364 331



Tabel 22. Lanjutan  
Table Continued

Negara/Country		Ekspor/Export		Import/Import	
SITC	Komoditi/Commodity	Berat Bersih Net Weight (Kg)	Nilai FOB FOB Value (US\$)	Berat Bersih Net Weight (Kg)	Nilai CIF CIF Value (US\$)
(1)	(2)	(4)	(5)	(6)	(7)
751	Office Machines	85	700	-	-
752	Automatic Data Processing Machines And Units Thereof	13 744	22 115	10 913	31 116
759	Parts,n.e.s Of And Accessories For Machine Heading 751 Or 752	67 045	345 628	12 759	14 774
761	Television Receivers	-	-	131 809	217 545
764	Telecommunication Equipment N.e.s And Parts	128 873	1 393 209	352	2 670
771	Electric Power Machinery & Parts	-	-	358	236
772	Electrical Apparatus For Making And Breaking Electrical Circuit	10 944	6 927	13 235	535 218
773	Equipment For Distributing Electricity	-	-	24 028	21 732
775	Household Type,electrical And Non-electrical Equipment,n.e.s	-	-	22 155	13 234
776	Thermionic,cold Cathode And Photo-cathode Valves And Tubes	-	-	5	97
778	Electrical Machinery And Apparatus,n.e.s	112 970	204 523	154 679	228 955
782	Motor Vehicle For The Transport Of Goods	310	1 090	2 040 464	1 626 154
783	Road Motor Vehicles,n.e.s	-	-	9 010	8 308
784	Parts And Accessories,n.e.s Of The Motor Vehicles	-	-	284 161	1 434 654
785	Motorcycles,motor Scooters,and Other Cycles Motorized And Non-mt	3 179	9 833	1 117 408	389 688
786	Trailer And Other-vehicle,not Motorized	129 785	97 031	321 411	178 048
791	Railway Vehicles And Associated Equipment	7 000	4 315	23 830	41 864
792	Aircraft And Associated Equipment And Parts Thereof,n.e.s	-	-	59	4 984
793	Ships,boats And Floating Structures	-	-	23 145	24 268
811	Prefabricated Buildings	1 101	2 814	-	-
812	Sanitary,plumbing,heating And Lighting Fixtures And Fittings	6 275	17 679	161	189
813	Lighting Fixtures And Fittings	7 451	37 275	451	6 296
821	Furniture And Parts Thereof	1 274 716	749 118	756	572
831	Travel Goods	10 360	232 705	-	-
841	Men's Coats,jacket,not Knitted	269 754	692 797	-	-
842	Women's Coats,jacket,not Knitted	19 468	135 004	-	-
843	Men's Coats,jacket,knitted	59 127	250 470	-	-
845	Articles Of Apparel, Nes	1 292	5 215	-	-
846	Clothing Accessories Of Textiles Fabrics	1 026	12 608	-	-
848	Articles Of Apparel And Clothing Accessories Of Oth. Than Tex. Fab.	179 901	245 054	35	733
851	Footwear	5 105	5 771	6 951	783
872	Medical Instruments And Appliances, Nes	-	-	49 819	30 697
873	Meters And Counters, Nes	-	-	10	391
874	Measuring, Checking, Analysing And Controlling Instrument And App.	834	180 608	10 814	345 308
881	Photographic Apparatus And Equipment, Nes	244	46 008	10	22
882	Photographic And Cinematographic Supplies	-	-	5	5
884	Optical Goods,n.e.s	66 568	2 515 328	14 094	59 866
892	Printed Matter	23 294	35 848	4	163
893	Article,n.e.s Of Plastics	4 312 963	3 744 403	31 695	16 039
894	Baby Carriages,toys,games And Sporting Goods	387	18 046	34 641	14 704
895	Office And Stationery Supplies N.e.s	8 452	1 557	12 671	6 918
896	Works Of Art,collectors Pieces And Antiques	13 637	40 387	6 167	1 994
897	Jewellery,goldsmith And Silversmith Wares And Other Articles	56 648	21 808	-	-

Tabel 22. Lanjutan  
Table Continued

Negara/Country		Ekspor/Export		Import/Import	
SITC	Komoditi/Commodity	Berat Bersih Net Weight (Kg)	Nilai FOB FOB Value (US\$)	Berat Bersih Net Weight (Kg)	Nilai CIF CIF Value (US\$)
(1)	(2)	(4)	(5)	(6)	(7)
	898 Musical Instrument And Parts Andaccessories Thereof	-	-	210	3 364
	899 Other Miscellaneous Manufactured Articles,n.e.s	1 223 780	610 075	31 475	10 587
	Subtotal	353 202 718	150 152 809	231 050 919	50 828 337
Philippine s					
	034 Fish,fresh,chilled Or Frozen	16 201 362	24 918 950	-	-
	035 Fish,dried Salted Or In Brine;smoked Fish	3 820	16 343	-	-
	037 Fish,crustaceans,moluscs And Oth Aquatic Invert,prep Or Preserve	25 567	129 264	-	-
	044 Maize,unmilled	1 741	626	-	-
	048 Cereal Preparations And Preparations Of Flours/starch Of Fruit	5 532	10 818	-	-
	056 Vegetables,roots And Tubers,prepared Or Preserved N.e.s	80 000	12 280	-	-
	062 Sugar Confectionery	330 154	715 267	-	-
	071 Coffee And Coffee Substitutes	902 523	823 615	-	-
	072 Cocoa	15 019 023	12 038 543	-	-
	073 Chocolate And Other Food Preparations Containing Cocoa N.e.s	107 633	92 484	-	-
	091 Margarine And Shortening	2 177 720	640 326	-	-
	098 Edible Product And Preparations	-	-	893 986	411 638
	122 Tobacco,manufactured	4 627	23 967	-	-
	231 Natural Rubber Latex;natural Rubber And Similar Natural Gums	4 150 250	2 281 429	-	-
	292 Crude Vegetable Materials,n.e.s	208 454	137 902	-	-
	431 Animal And Vegetable Oil And Fat Processed And Wax Of Animal/veg.	1 749 242	584 839	-	-
	513 Carboxylic Acids,and Their Anhydrides,halides,peroxides	862 855	268 962	-	-
	554 Soap,cleansing And Polishing Preparation	-	-	8 267	26 125
	591 Disinfectants,insecticides,fungicides,etc Put In Forms	574 909	2 283 412	-	-
	598 Miscellaneous Chemical Products,n.e.s	9 890	112 470	102 524	71 798
	621 Materials Of Rubber	1 458 379	792 764	-	-
	634 Veneers,plywood,improved Or Reconstituted Wood,worked,n.e.s	395 884	86 165	-	-
	635 Wood Manufactures,n.e.s	204 307	208 532	-	-
	641 Paper And Paperboard	64 071	143 601	103 269	669 886
	642 Paper And Paperboard Cut To Size Or Shape And Articles Of Paper	-	-	57 535	56 195
	651 Tetile Yarn	2 351	972	-	-
	657 Special Yarns,textile Fabrics	5 447	25 603	-	-
	662 Clay Construction Materials And Refactory Construction Materials	8 969	58 287	-	-
	664 Glass	1 144 353	441 803	-	-
	665 Glassware	751 044	291 005	-	-
	684 Alumunium	345	604	-	-
	691 Structures And Parts Of Iron,steel Or Aluminium	523 738	1 239 569	-	-
	697 Household Equipment Of Base Metal,n.e.s	4 400	11 943	-	-
	752 Automatic Data Processing Machines And Units Thereof	-	-	6 866	8 582
	884 Optical Goods,n.e.s	792	297 000	-	-
	893 Article,n.e.s Of Plastics	2 456	3 425	-	-
	894 Baby Carriages,toys,games And Sporting Goods	1 127	2 781	-	-
	Subtotal	46 982 965	48 695 551	1 172 447	1 244 224

Tabel 22. Lanjutan  
Table Continued

Negara/Country		Eksport/Export		Import/Import	
SITC	Komoditi/Commodity	Berat Bersih Net Weight (Kg)	Nilai FOB FOB Value (US\$)	Berat Bersih Net Weight (Kg)	Nilai CIF CIF Value (US\$)
(1)	(2)	(4)	(5)	(6)	(7)
Malaysia					
001	Live Animals Other Than Fish	196 675	156 780	441 613	258 552
011	Meat Of Bovine Animals Fresh, Chilled Or Frozen	-	-	1	27
012	Other Meat,other Edible Meat Offal,fresh,chilled Or Frozen	10 017 879	15 174 461	-	-
022	Milk And Cream And Milk Products Other Than Butter Or Cheese	31	9	78 176	87 906
025	Eggs,birds And Egg Yolks Fresh,dried Or Otherwise Preserved	-	-	14 163	21 607
034	Fish,fresh,chilled Or Frozen	10 117 224	4 286 508	635 108	878 819
035	Fish,dried Salted Or In Brine;smoked Fish	3 945 548	2 844 146	161 775	42 363
036	Crustaceans Molluscs And Aquatic Invertebrates	5 533 062	11 511 113	37 174	3 209
037	Fish,crustaceans,molluscs And Oth Aquatic Invert,prep Or Preserve	354 415	33 138	-	-
042	Rice	2 406	497	-	-
044	Maize,unmilled	127 608	193 009	-	-
045	Cereals,unmilled	-	-	9 949 500	1 462 590
046	Meal And Flour Of Wheat And Flour Of Meslin	-	-	5 672 601	1 095 494
047	Other Cereal Meals And Flours	-	-	1 943 012	471 920
048	Cereal Preparations And Preparations Of Flours/starch Of Fruit	1 394 493	373 218	376 887	134 448
054	Vegetables,fresh Chilled,frozen Or Simply Preserved	50 483 043	8 435 308	3 308 323	811 363
056	Vegetables,roots And Tubers,prepared Or Preserved N.e.s	1 262 909	306 911	781 550	231 947
057	Fruit And Nut,fresh Or Dried	5 944 689	1 246 352	813 663	441 050
058	Fruit,preserved And Fruit Preparations	425 028	95 268	51 004	13 702
059	Fruit Juices And Vegetable Juice	210 341	98 027	91 185	25 281
061	Sugar,molasses And Honey	108 689	217 048	721 050	204 397
062	Sugar Confectionery	3 530 626	2 092 178	247 999	67 209
071	Coffee And Coffee Substitutes	3 516 729	3 763 793	728 965	211 775
072	Cocoa	4 265 143	3 667 540	18 530	21 295
073	Chocolate And Other Food Preparations Containing Cocoa N.e.s	195 727	158 322	-	-
074	Tea And Mate	890 732	541 235	-	-
075	Spices	4 829 056	2 966 996	182 255	63 774
081	Feeding Stuff For Animals	1 957 526	255 709	9 649 617	2 402 557
091	Margarine And Shortening	-	-	2 799	2 087
098	Edible Product And Preparations	1 260 965	745 129	680 283	964 181
111	Non-alcoholic Beverages,n.e.s	94 851	16 868	270	5 666
112	Alcoholic Beverages	15 002	3 947	-	-
121	Tobacco,unmanufactured;tobacco Refuse	1 164 015	12 455 289	-	-
122	Tobacco,manufactured	907 920	2 843 286	-	-
222	Oil Seeds Use For Extraction Of Soft Fixed Vegetable Oils	382 808	83 262	2 706 000	542 058
223	Oil Seeds Use For Extraction Of Other Fixed Vegetable Oils	434 205	157 941	-	-
231	Natural Rubber Latex;natural Rubber And Similar Natural Gums	537 794	327 331	377 425	213 767
232	Synthetic Rubber Latex;synthetic Rubber And Reclaimed Rubber	1 818 064	1 025 842	123 456	217 769
245	Fuel Wood And Wood Charcoal	4 043 708	621 392	-	-
246	Wood In Chips Or Particles And Waste	137 713	31 581	-	-
247	Wood In The Rough Or Roughly Squared	60 058	450 779	-	-
248	Wood,Simply Worked And Railway Sleeper Of Wood	7 079 167	2 850 039	38 997	32 581
263	Cotton	-	-	208 445	37 905

Tabel 22. Lanjutan  
Table Continued

Negara/Country		Ekspor/Export		Import/Import	
SITC	Komoditi/Commodity	Berat Bersih Net Weight (Kg)	Nilai FOB FOB Value (US\$)	Berat Bersih Net Weight (Kg)	Nilai CIF CIF Value (US\$)
(1)	(2)	(4)	(5)	(6)	(7)
266	Synthetic Fibres Suitable For Spinning	-	-	19 772	67 224
267	Other Man-made Fibres Suitable For Spinning And Waste Of N-n-f	7 006	31 423	-	-
269	Old Clothing And Other Old Textile Articles;rags	1 937 929	1 172 196	109 529	22 037
272	Fertilizers,crude	201 199	28 851	211 669	39 081
273	Stone,sand And Gravel	12 927	40 320	6 031 673	422 316
274	Sulphur & Unroasted Iron Pyrites	51 727	174 390	-	-
278	Other Crude Minerals	-	-	447 423	118 662
282	Waste And Scrap Metal Of Iron Or Steel	48 980	9 061	-	-
288	Non-ferrous Base Metal Waste And Scrap, N.e.s.	1 856 629	3 076 430	213 237	258 040
291	Crude Animal Materials,n.e.s	72 754	45 951	181 959	136 922
292	Crude Vegetable Materials,n.e.s	3 340 218	1 922 522	190 165	69 241
321	Coal,pulverized Or Not	1 613	642	-	-
334	Petroleum Products,refined	31 000	42 916	111 872	93 192
335	Residual Petroleum Products,nes And Related Materials	-	-	2 485 282	393 064
411	Animal Oils And Fats	16 092	2 333	-	-
421	Fixed Vegetable Fats And Oils Soft,crude,refined Or Fractioned	-	-	325 450	179 381
422	Fixed Vegetable Fats And Oils Solid,crude,refined/fractioned	19 538 630	4 400 955	247 605	100 423
431	Animal And Vegetable Oil And Fat Processed And Wax Of Animal/veg.	648 000	76 856	235 808	98 499
511	Hydrocarbon,n.e.s And Their Halogenated,nitrated Derivatives	-	-	274 190	84 905
512	Alcohols,phenols,phenol-alcohols And Their Halogenated	272 000	247 876	5 367 103	1 446 628
513	Carboxylic Acids,and Their Anhydrides,halides,peroxides	1 146 001	447 604	380 874	307 572
514	Nitrogen-function Compounds	-	-	52 650	414 041
515	Organo-inorganic And Heterocyclic Compounds	-	-	319 298	683 045
516	Other Organic Chemicals	40 743	39 928	63 136	79 307
522	Inorganic Chemical Elements,oxides And Halogen Salts	215 291	24 942	2 979 921	1 047 267
523	Metallic Salts And Peroxysalts	-	-	4 004 185	781 304
525	Radio-active And Associated Material	-	-	5	106
531	Synthetic Org.colouring Matter	12 000	6 375	12 529 848	2 162 948
532	Dyeing And Tanning Extracts,and Synthetic Tanning Materials	114 791	43 623	11 000 000	1 419 000
533	Pigments,paints,varnishes And Related Materials	68 749	63 582	746 303	567 378
541	Medicinal & Pharmaceutical Prod.	218 434	79 043	79 785	304 625
542	Medicaments Incl.veterinari Med.	365 683	403 159	44 805	37 397
551	Essential Oils,perfume And Flavour Materials	304 918	3 983 234	1 251	773
553	Perfumery,cosmetics And Toilet Preparations	54 044 601	1 779 179	23 923	151 111
554	Soap,cleansing And Polishing Preparation	2 484 429	1 175 699	377 830	152 384
562	Fertilizers,manufactured	122 533	19 894	63 144 384	6 576 761
571	Polymers Of Ethylene,primary Forms	750 803	262 489	524 000	303 757
572	Polimers Of Styrene,primary Form	1 700 000	279 000	-	-
573	Polimers Of Vinyl Chloride,prmry	15 160	1 894	366 824	185 268
574	Poliacetals,polycarbon,primary	-	-	113 608	47 856
575	Other Plastics In Primary Forms	-	-	494 136	281 662
579	Waste And Scrap Of Plastics	71 732	118 157	-	-
581	Tubes,pipes And Hoses Of Plastic	3 106 236	408 554	27 809	52 114
582	Plates,sheets,film Of Plastics	1 122	9 008	196 299	114 857
583	Monofilament,rods,of Plastics	-	-	8 161	96 673

Tabel 22. Lanjutan  
Table Continued

Negara/Country		Ekspor/Export		Import/Import	
SITC	Komoditi/Commodity	Berat Bersih Net Weight (Kg)	Nilai FOB FOB Value (US\$)	Berat Bersih Net Weight (Kg)	Nilai CIF CIF Value (US\$)
(1)	(2)	(4)	(5)	(6)	(7)
591	Disinfectants,insecticides,fungicides,etc Put In Forms	561 153	3 169 822	20 925	9 590
592	Starches,inulin And Wheat Gluten Albuminoidal Substances;glues	59 009	14 364	349 067	504 358
597	Additive For Mineral Oils	5 819	1 885	6 412 505	2 786 454
598	Miscellaneous Chemical Products,n.e.s	86 666	455 232	656 652	763 355
611	Leather	7 692	274 076	-	-
612	Manufactures Of Leather Or Composition Leather N.e.s	3 226	3 633	161	2 494
621	Materials Of Rubber	851 672	1 026 712	323 767	211 692
625	Rubber Tyre,tyre Cases,tyre Treads,inner Tubes And Tyre Flaps	513 002	645 056	296 567	151 687
629	Articles Of Rubber,n.e.s	228 845	307 752	981 850	295 402
634	Veneers,plywood,improved Or Reconstituted Wood,worked,n.e.s	1 701 329	659 869	59 800	30 605
635	Wood Manufactures,n.e.s	6 451 571	3 477 930	71 599	47 713
641	Paper And Paperboard	2 872 157	2 068 906	136 659	132 021
642	Paper And Paperboard Cut To Size Or Shape And Articles Of Paper	10 584 608	2 846 940	237 078	415 954
651	Tetile Yarn	37 517	286 348	20 890	75 005
652	Cotton Fabrics,woven	152 496	1 285 630	-	-
653	Fabrics,woven,of Man-made Fibres	929 599	1 497 440	-	-
654	Textile Fabrics,woven,other Than Of Cotton Or Man-made Fibres	18 210	49 034	-	-
655	Knitted Or Crocheted Fabrics	240	1 646	-	-
656	Tulle,lace,embroidery,ribbons,trimmings And Other Small Wares	175 449	110 611	-	-
657	Special Yarns,textile Fabrics	57 211	111 610	216 972	699 458
658	Made-up Articles,wholly Or Chiefly Of Textile Materials N.e.s	244 052	142 696	81 689	30 281
661	Lime,cement And Fabricated Construction Materials	-	-	474 386	37 782
662	Clay Construction Materials And Refractory Construction Materials	1 061	1 254	247 194	80 778
663	Mineral Manufactures,n.e.s	1 562 974	306 937	1 109 755	632 462
664	Glass	5 751 948	1 338 068	57 398	15 364
665	Glassware	2 273 018	803 228	100 798	103 541
666	Pottery	17 390	11 902	-	-
672	Ingots And Other Primary Forms,of Iron Or Steel	101 440	14 916	-	-
673	Flat Rolled Products Not Clad	-	-	3 009 453	614 986
674	Flat Rolled Product,clad,plated	-	-	175	14 483
675	Flat Rolled Product,alloy Steel	-	-	141 607	92 043
676	Iron And Steel Bar,rods,angels,shaped And Sections	7 624 225	1 631 912	1 527 355	392 781
678	Wire Of Iron Or Steel	20 275	9 685	79 001	15 738
679	Tubes,pipes,hollow Profile,pipe Fitting Of Iron Or Steel	-	-	2 212 369	1 139 129
682	Copper	32	50	50 671	13 836
684	Aluminium	998 144	1 128 030	591 727	882 240
685	Lead	93 878	268 946	-	-
689	Miscellaneous Non-ferrous Base Metals Employed In Metallurgy	1 318	1 053	-	-
691	Structures And Parts Of Iron,steel Or Aluminium	1 188 987	2 698 285	6 056	4 136
692	Metal Containers For Storage And Transport	1 150 591	363 017	219 918	321 309
693	Wire Product And Fencing Grills	-	-	128 866	69 315
694	Nails,screws,nuts,bolts,rivets In The Like Of Iron,steel/copper	1 765 042	451 714	224 142	85 492

Tabel 22. Lanjutan  
Table Continued

Negara/Country		Ekspor/Export		Import/Import	
SITC	Komoditi/Commodity	Berat Bersih Net Weight (Kg)	Nilai FOB FOB Value (US\$)	Berat Bersih Net Weight (Kg)	Nilai CIF CIF Value (US\$)
(1)	(2)	(4)	(5)	(6)	(7)
695	Tools For Use In The Hand Or In Machines	10 803	6 405	1 008 792	428 604
696	Cutlery	133 525	72 617	52 532	20 264
697	Household Equipment Of Base Metal,n.e.s	2 733 076	809 746	44 584	23 841
699	Manufactures Of Base Metal N.e.s	58 122	119 081	1 814 305	702 093
711	Steam And Other Vapour Generating Boilers And Parts	1 882	4 099	81 230	280 149
712	Steam Or Oth Gen.boilers & Parts	-	-	22 142	343 088
713	Internal Combustion Piston Engines And Parts	4 952	61 726	450 465	229 352
714	Engines And Motors,non-electric,parts N.e.s	750	192	8 117	99 102
716	Rotating Electric Plant And Parts Thereof,n.e.s	6 847	234 697	122 715	198 257
718	Other Power Generating Machinery And Parts Thereof,n.e.s	-	-	15 898	252 260
721	Agricultural Machinery And Parts	450	332	144 665	536 066
723	Civil Engineering And Contractor Plant And Equipment And Parts	-	-	55 140	25 528
724	Textile And Leather Machinery,and Parts Thereof.n.e.s	2 484	1 635	76 447	1 331 936
725	Paper Mill And Pulp Mill Machinery,paper Cutting Machine	-	-	358 374	329 580
726	Printing And Bookbinding Machinery And Parts Thereof,n.e.s	1 940	2 620	103 572	69 857
727	Food-processing Machines And Parts Thereof,n.e.s	21 703	12 042	181 083	2 456 562
728	Other Machine And Equipment Specialized For Particular Industry	792 863	455 754	753 260	2 048 748
731	Machine-tools By Removing Metal	205	1 242	29 416	70 637
733	Machine-tool For Working Metal	5 763	37 797	31 686	18 208
735	Part,nes For Machine Tools	336	5 898	-	-
737	Metal Working Machinery And Part	60 654	148 889	26 750	45 557
741	Heating And Cooling Equipment And Parts Thereof,n.e.s	4 352	102 557	945 622	1 423 513
742	Pumps For Liquid And Parts	15 050	62 934	178 726	558 620
743	Pumps And Compressors;fans & Blowers;centrifuges And Parts	3 238	37 887	325 497	1 501 621
744	Mechanical Handling Equipment And Parts Thereof,n.e.s	464	4 400	360 260	351 007
745	Other Non-electical Machinery,tools And Mechanical Apparatus	845	7 512	108 764	289 416
746	Ball Or Roller Bearing	-	-	71 304	36 745
747	Taps,cocks,valves For Pipes	-	-	809 861	744 506
748	Transmission Shafts And Cranks	8 179	2 359	337 842	440 287
749	Non-electric Parts And Accessories Of Machinery,n.e.s	75 248	118 504	39 404	588 165
751	Office Machines	-	-	1 585	20 041
752	Automatic Data Processing Machines And Units Thereof	405	2 054	20 924	49 157
759	Parts,n.e.s Of And Accessories For Machine Heading 751 Or 752	126 315	388 831	13 999	7 537
761	Television Receivers	-	-	531	1 204
762	Radio Broadcast Receivers	285	2 615	-	-
763	Sound Recorders Or Reproducers	-	-	19 867	23 889
764	Telecommunication Equipment N.e.s And Parts	8 911	24 746	446	16 303
771	Electric Power Machinery & Parts	55 152	435 449	67 667	46 832
772	Electrical Apparatus For Making And Breaking Electrical Circuit	7 263	45 297	4 690	96 527
773	Equipment For Distributing Electricity	264	204 990	10 736	21 285
775	Household Type,electrical And Non-electrical Equipment,n.e.s	32 050	112 324	11 935	29 715
776	Thermionic,cold Cathode And Photo-cathode Valves And Tubes	4 935	18 460	210	238
778	Electrical Machinery And Apparatus,n.e.s	167 478	1 074 402	172 746	109 855

Tabel 22. Lanjutan  
Table Continued

Negara/Country		Ekspor/Export		Import/Import	
SITC	Komoditi/Commodity	Berat Bersih Net Weight (Kg)	Nilai FOB FOB Value (US\$)	Berat Bersih Net Weight (Kg)	Nilai CIF CIF Value (US\$)
(1)	(2)	(4)	(5)	(6)	(7)
782	Motor Vehicle For The Transport Of Goods	1 686	7 583	-	-
783	Road Motor Vehicles,n.e.s	-	-	8 185	3 576
784	Parts And Accessories,n.e.s Of The Motor Vehicles	39 122	228 588	46 664	22 074
785	Motorcycles,motor Scooters,and Other Cycles Motorized And Non-mt	26 213	92 456	91 835	44 724
786	Trailer And Other-vehicle,not Motorized	762	2 074	-	-
793	Ships,boats And Floating Structures	17 280	21 350	20 200	51 970
812	Sanitary,plumbing,heating And Lighting Fixtures And Fittings	122 955	200 521	-	-
813	Lighting Fixtures And Fittings	262 596	521 434	11 461	4 049
821	Furniture And Parts Thereof	3 884 729	3 779 574	23 747	5 464
831	Travel Goods	69 390	90 743	3 441	813
841	Men's Coats,jacket,not Knitted	1 404 967	6 281 684	-	-
842	Women's Coats,jacket,not Knitted	257 787	1 136 082	-	-
843	Men's Coats,jacket,knitted	105 762	816 128	18 762	13 978
844	Women's Coats, Jacket, Knitted	108 142	703 586	-	-
845	Articles Of Apparel, Nes	103 853	241 339	110	833
846	Clothing Accessories Of Textiles Fabrics	26 852	173 102	5 830	2 081
848	Articles Of Apparel And Clothing Accessories Of Oth. Than Tex. Fab.	624 169	629 627	26 744	58 229
851	Footwear	942 170	1 090 810	-	-
871	Optical Instrument And Apparatus	1 220	114 444	81	656
872	Medical Instruments And Appliances, Nes	-	-	687 685	291 357
874	Measuring, Checking, Analysing And Controlling Instrument And App.	3 424	144 522	95 810	120 839
882	Photographic And Cinematographic Supplies	-	-	37 019	27 948
884	Optical Goods,n.e.s	17 099	1 302 789	34	1 119
885	Watches And Clocks	5 078	10 134	884	1 250
892	Printed Matter	16 230	8 642	26 222	48 632
893	Article,n.e.s Of Plastics	3 319 243	2 480 798	476 093	393 334
894	Baby Carriages,toys,games And Sporting Goods	14 067	31 953	474 015	285 691
895	Office And Stationery Supplies N.e.s	17 213	24 944	18 313	4 821
896	Works Of Art,collectors Pieces And Antiques	78 639	69 353	21 653	12 564
897	Jewellery,goldsmith And Silversmith Wares And Other Articles	-	-	2 521	23 305
898	Musical Instrument And Parts Andaccessories Thereof	2 506	97 845	221	202
899	Other Miscellaneous Manufactured Articles,n.e.s	451 525	587 755	1 013 893	329 087
921	Export For Pebt	97	33	-	-
	Subtotal	284 429 190	153 424 513	186 015 862	58 550 352
Myanmar (burma)					
022	Milk And Cream And Milk Products Other Than Butter Or Cheese	-	-	80 498	20 225
036	Crustaceans Moluses And Aquatic Invertebrates	5 330	6 725	-	-
042	Rice	-	-	18 650 948	2 974 430
044	Maize,unmilled	-	-	352 000	46 059
054	Vegetables,fresh Chilled,frozen Or Simply Preserved	2 157 685	294 418	13 656 123	3 941 805
057	Fruit And Nut,fresh Or Dried	93 751	15 957	12 198	3 566
075	Spices	-	-	15 933	3 993
081	Feeding Stuff For Animals	124 530	90 182	1 901 002	258 466
091	Margarine And Shortening	1 869 545	583 456	-	-

Tabel 22. Lanjutan  
Table Continued

Negara/Country		Ekspor/Export		Impor/Import	
SITC	Komoditi/Commodity	Berat Bersih Net Weight (Kg)	Nilai FOB FOB Value (US\$)	Berat Bersih Net Weight (Kg)	Nilai CIF CIF Value (US\$)
(1)	(2)	(4)	(5)	(6)	(7)
098	Edible Product And Preparations	6 141	1 866	-	-
222	Oil Seeds Use For Extraction Of Soft Fixed Vegetable Oils	-	-	47 548	11 894
248	Wood, simply Worked And Railway Sleeper Of Wood	24 500	14 673	-	-
292	Crude Vegetable Materials, n.e.s	45 990	16 327	50 280	44 836
422	Fixed Vegetable Fats And Oils Solid, crude, refined/fractioned	8 040 000	1 737 960	-	-
431	Animal And Vegetable Oil And Fat Processed And Wax Of Animal/veg.	337 586	114 916	-	-
635	Wood Manufactures, n.e.s	379 514	257 657	-	-
641	Paper And Paperboard	519 320	310 857	-	-
664	Glass	887 704	265 098	-	-
678	Wire Of Iron Or Steel	678 158	180 675	-	-
694	Nails, screws, nuts, bolts, rivets In The Like Of Iron, steel/copper	258 106	74 368	-	-
728	Other Machine And Equipment Specialized For Particular Industry	2 500	1 385	-	-
731	Machine-tools By Removing Metal	35	54	-	-
	Subtotal	15 430 395	3 966 574	34 766 530	7 305 274
Cambodia					
048	Cereal Preparations And Preparations Of Flours/starch Of Fruit	240 840	65 000	-	-
071	Coffee And Coffee Substitutes	76 683	359 894	-	-
091	Margarine And Shortening	196 443	79 436	-	-
122	Tobacco, manufactured	1 744 938	5 698 656	-	-
248	Wood, simply Worked And Railway Sleeper Of Wood	29 449	10 734	-	-
554	Soap, cleansing And Polishing Preparation	74 327	34 924	-	-
642	Paper And Paperboard Cut To Size Or Shape And Articles Of Paper	122	219	-	-
664	Glass	7 641 321	1 382 964	-	-
831	Travel Goods	94 839	95 030	-	-
841	Men's Coats, jacket, not Knitted	158	241	-	-
845	Articles Of Apparel, Nes	73 544	641 687	-	-
848	Articles Of Apparel And Clothing Accessories Of Oth. Than Tex. Fab.	41 153	22 722	-	-
892	Printed Matter	4 520	14 430	-	-
893	Article, n.e.s Of Plastics	5 653	10 530	-	-
	Subtotal	10 223 990	8 416 467	-	-
Brunei Darussalam					
071	Coffee And Coffee Substitutes	661 742	2 381 318	-	-
098	Edible Product And Preparations	210	1 120	-	-
583	Monofilament, rods, of Plastics	14 750	1 175	-	-
635	Wood Manufactures, n.e.s	1 051 856	463 518	-	-
664	Glass	1 838 626	341 021	-	-
699	Manufactures Of Base Metal N.e.s	62 870	183 684	-	-
743	Pumps And Compressors; fans & Blowers; centrifuges And Parts	670	316	-	-
841	Men's Coats, jacket, not Knitted	77 563	53 358	-	-
	Subtotal	3 708 287	3 425 510	-	-
Nepal					
057	Fruit And Nut, fresh Or Dried	9 040 844	2 919 179	-	-
062	Sugar Confectionery	29 427	30 079	-	-
075	Spices	20 800	23 920	-	-



Tabel 22. Lanjutan  
Table Continued

Negara/Country		Ekspor/Export		Impor/Import	
SITC	Komoditi/Commodity	Berat Bersih Net Weight (Kg)	Nilai FOB FOB Value (US\$)	Berat Bersih Net Weight (Kg)	Nilai CIF CIF Value (US\$)
(1)	(2)	(4)	(5)	(6)	(7)
292	Crude Vegetable Materials,n.e.s	17 000	7 700	-	-
554	Soap,cleansing And Polishing Preparation	96 169	112 443	-	-
	Subtotal	9 204 240	3 093 321	-	-
Vietnam					
001	Live Animals Other Than Fish	917	2 041	-	-
012	Other Meat,other Edible Meat Offal,fresh,chilled Or Frozen	-	-	392	8 382
036	Crustaceans Moluscs And Aquatic Invertebrates	-	-	41 280	41 280
042	Rice	-	-	15 683 949	2 184 949
044	Maize,unmilled	-	-	21 063 577	2 548 835
054	Vegetables,fresh Chilled,frozen Or Simply Preserved	-	-	651 800	174 972
057	Fruit And Nut,fresh Or Dried	-	-	166 641	43 728
061	Sugar,molasses And Honey	13 764	43 650	219 368 362	27 580 012
062	Sugar Confectionery	121 731	169 715	-	-
071	Coffee And Coffee Substitutes	248 829	403 887	211 525	104 151
075	Spices	6 825	4 535	226 593	83 802
081	Feeding Stuff For Animals	-	-	1 790 809	751 934
091	Margarine And Shortening	1 683 580	460 449	-	-
098	Edible Product And Preparations	173	1 058	-	-
122	Tobacco,manufactured	135 856	316 434	-	-
222	Oil Seeds Use For Extraction Of Soft Fixed Vegetable Oils	-	-	409 653	106 175
231	Natural Rubber Latex;natural Rubber And Similar Natural Gums	100 800	51 337	-	-
245	Fuel Wood And Wood Charcoal	17 798	1 980	-	-
248	Wood,Simply Worked And Railway Sleeper Of Wood	61 628	47 372	-	-
269	Old Clothing And Other Old Textile Articles;rags	402	211	-	-
422	Fixed Vegetable Fats And Oils Solid,crude,refined/fractioned	14 507 000	2 646 917	-	-
431	Animal And Vegetable Oil And Fat Processed And Wax Of Animal/veg.	518 082	166 212	-	-
512	Alcohols,phenols,phenol-alcohols And Their Halogenated	123 430	122 484	-	-
513	Carboxylic Acids,and Their Anhydrides,halides,peroxides	725 171	238 716	-	-
553	Perfumery,cosmetics And Toilet Preparations	-	-	10 068	2 565
591	Disinfectants,insecticides,fungicides,etc Put In Forms	316 703	1 749 071	-	-
634	Veneers,plywood,improved Or Reconstituted Wood,worked,n.e.s	3 540 934	395 378	-	-
641	Paper And Paperboard	88 580	161 277	-	-
651	Tetile Yarn	1 302	1 936	-	-
658	Made-up Articles,wholly Or Chiefly Of Textile Materials N.e.s	-	-	567	1 333
664	Glass	860 690	234 248	-	-
665	Glassware	9 568	3 694	52 936	11 665
697	Household Equipment Of Base Metal,n.e.s	1 415 642	433 202	-	-
699	Manufactures Of Base Metal N.e.s	-	-	23 305	9 852
713	Internal Combustion Piston Engines And Parts	-	-	1 021 097	417 072
721	Agricultural Machinery And Parts	983	602	-	-
723	Civil Engineering And Contractor Plant And Equipment And Parts	-	-	882	443
728	Other Machine And Equipment Specialized For Particular Industry	-	-	20	1 429
742	Pumps For Liquid And Parts	-	-	7 950	72 947

Tabel 22. Lanjutan  
Table Continued

Negara/Country		Ekspor/Export		Import/Import	
SITC	Komoditi/Commodity	Berat Bersih Net Weight (Kg)	Nilai FOB FOB Value (US\$)	Berat Bersih Net Weight (Kg)	Nilai CIF CIF Value (US\$)
(1)	(2)	(4)	(5)	(6)	(7)
	743 Pumps And Compressors;fans & Blowers;centrifuges And Parts	-	-	17 237	71 699
	744 Mechanical Handling Equipment And Parts Thereof,n.e.s	286	774	-	-
	748 Transmission Shafts And Cranks	-	-	1 217	460
	778 Electrical Machinery And Apparatus,n.e.s	-	-	5 000	4 707
	784 Parts And Accessories,n.e.s Of The Motor Vehicles	-	-	466	1 089
	785 Motorcycles,motor Scooters,and Other Cycles Motorized And Non-mt	66 577	334 505	-	-
	811 Prefabricated Buildings	-	-	19 453	4 737
	821 Furniture And Parts Thereof	115 073	59 674	-	-
	848 Articles Of Apparel And Clothing Accessories Of Oth. Than Tex. Fab.	55 890	80 500	-	-
	871 Optical Instrument And Apparatus	1 160	89 481	-	-
	884 Optical Goods,n.e.s	5 922	606 173	-	-
	Subtotal	24 745 296	8 827 513	260 774 779	34 228 218
Maldives	635 Wood Manufactures,n.e.s	75 737	28 750	-	-
	Subtotal	75 737	28 750	-	-
India	036 Crustaceans Moluscs And Aquatic Invertebrates	-	-	3 580	441
	042 Rice	-	-	1 743 475	257 855
	044 Maize,unmilled	-	-	19 359 000	2 324 824
	048 Cereal Preparations And Preparations Of Flours/starch Of Fruit	27 900	26 000	-	-
	054 Vegetables,fresh Chilled,frozen Or Simply Preserved	520	639	1 077 292	279 331
	057 Fruit And Nut,fresh Or Dried	12 001 341	3 372 117	95 628	20 656
	061 Sugar,molasses And Honey	-	-	126 886 226	16 945 306
	062 Sugar Confectionery	42 490	64 799	198 000	54 863
	071 Coffee And Coffee Substitutes	811 581	363 290	44 000	5 024
	072 Cocoa	1 489 525	1 062 747	-	-
	074 Tea And Mate	2 903 196	2 266 976	-	-
	075 Spices	576 866	407 426	898 832	315 962
	081 Feeding Stuff For Animals	5 929 211	496 233	31 472 824	7 777 691
	098 Edible Product And Preparations	-	-	35 288	97 395
	112 Alcoholic Beverages	-	-	268	85
	122 Tobacco,manufactured	-	-	163 570	324 647
	222 Oil Seeds Use For Extraction Of Soft Fixed Vegetable Oils	-	-	2 536 481	747 188
	223 Oil Seeds Use For Extraction Of Other Fixed Vegetable Oils	-	-	1 135 071	321 495
	231 Natural Rubber Latex;natural Rubber And Similar Natural Gums	862 288	431 834	-	-
	247 Wood In The Rough Or Roughly Squared	4 977 315	1 135 345	-	-
	264 Jute And Other Textile Bast Fibres, Nes	-	-	18 000	1 547
	269 Old Clothing And Other Old Textile Articles;rags	200	801	-	-
	273 Stone,sand And Gravel	-	-	240 000	50 400
	278 Other Crude Minerals	-	-	58 040 375	13 588 346
	288 Non-ferrous Base Metal Waste And Scrap, N.e.s.	7 000 000	3 903 675	-	-
	292 Crude Vegetable Materials,n.e.s	3 312 022	1 023 893	271 858	78 015
	411 Animal Oils And Fats	21 097	7 343	-	-
	421 Fixed Vegetable Fats And Oils Soft,crude,refined Or Fractioned	1 520 218	464 155	-	-
	422 Fixed Vegetable Fats And Oils Solid,crude,refined/fractioned	328 662 168	74 767 908	-	-

Tabel 22. Lanjutan  
Table Continued

Negara/Country		Ekspor/Export		Import/Import	
SITC	Komoditi/Commodity	Berat Bersih Net Weight (Kg)	Nilai FOB FOB Value (US\$)	Berat Bersih Net Weight (Kg)	Nilai CIF CIF Value (US\$)
(1)	(2)	(4)	(5)	(6)	(7)
431	Animal And Vegetable Oil And Fat Processed And Wax Of Animal/veg.	25 484 537	4 691 462	-	-
512	Alcohols,phenols,phenol-alcohols And Their Halogenated	153 924	106 345	78 790	45 274
513	Carboxylic Acids,and Their Anhydrides,halides,peroxides	839 609	372 496	-	-
514	Nitrogen-function Compounds	-	-	62 500	636 474
515	Organo-inorganic And Heterocyclic Compounds	-	-	336 277	790 639
522	Inorganic Chemical Elements,oxides And Halogen Salts	-	-	1 252 052	390 655
523	Metallic Salts And Peroxysalts	-	-	514 340	134 653
531	Synthetic Org.colouring Matter	10	28	-	-
532	Dyeing And Tanning Extracts,and Synthetic Tanning Materials	5 327 785	675 607	5 500 000	715 000
533	Pigments,paints,varnishes And Related Materials	-	-	300 366	141 715
551	Essential Oils,perfume And Flavour Materials	557 265	7 658 580	1 200	28 679
554	Soap,cleansing And Polishing Preparation	10 800	18 600	-	-
579	Waste And Scrap Of Plastics	1 137 835	405 362	-	-
597	Additive For Mineral Oils	-	-	1 194 237	704 623
598	Miscellaneous Chemical Products,n.e.s	78 000	53 305	243 356	298 124
611	Leather	1 438	60 019	-	-
621	Materials Of Rubber	-	-	1 361	378
625	Rubber Tyre,tyre Cases,tyre Treads,inner Tubes And Tyre Flaps	-	-	176 153	47 842
629	Articles Of Rubber,n.e.s	-	-	74 228	43 399
634	Veneers,plywood,improved Or Reconstituted Wood,worked,n.e.s	1 646 569	586 168	-	-
635	Wood Manufactures,n.e.s	14 900	10 415	-	-
651	Tetile Yarn	78 760	25 783	-	-
654	Textile Fabrics,woven,other Than Of Cotton Or Man-made Fibres	-	-	33 985	28 848
658	Made-up Articles,wholly Or Chiefly Of Textile Materials N.e.s	-	-	222 831	71 373
661	Lime,cement And Fabricated Construction Materials	-	-	2 247	2 489
663	Mineral Manufactures,n.e.s	-	-	38 479	50 540
664	Glass	4 438 599	1 023 860	-	-
665	Glassware	3 261 054	719 822	215 340	78 827
671	Pig Iron,spiegeleisen,sponge Iron,ferro-alloys	-	-	1 161 406	490 855
673	Flat Rolled Products Not Clad	-	-	53 716	43 436
676	Iron And Steel Bar,rods,angels,shaped And Sections	-	-	441 459	128 287
678	Wire Of Iron Or Steel	-	-	86 303	135 040
679	Tubes,pipes,hollow Profile,pipe Fitting Of Iron Or Steel	-	-	1 307	1 764
682	Copper	-	-	10 720	4 522
684	Alumunium	-	-	79 247	47 134
685	Lead	79 500	11 496	-	-
693	Wire Product And Fencing Grills	-	-	12 861	1 776
694	Nails,screws,nuts,bolts,rivets In The Like Of Iron,steel/copper	-	-	52 051	18 966
695	Tools For Use In The Hand Or In Machines	-	-	441 370	159 479
696	Cutlery	-	-	17 542	6 174
697	Household Equipment Of Base Metal,n.e.s	-	-	304 285	52 545
699	Manufactures Of Base Metal N.e.s	-	-	195 628	66 037
713	Internal Combustion Piston Engines And Parts	-	-	114 956	42 097
716	Rotating Electric Plant And Parts Thereof,n.e.s	-	-	3 249	12 238
721	Agricultural Machinery And Parts	-	-	1 414	633

Tabel 22. Lanjutan  
Table Continued

Negara/Country		Ekspor/Export		Import/Import	
SITC	Komoditi/Commodity	Berat Bersih Net Weight (Kg)	Nilai FOB FOB Value (US\$)	Berat Bersih Net Weight (Kg)	Nilai CIF CIF Value (US\$)
(1)	(2)	(4)	(5)	(6)	(7)
722	Tractors	-	-	7 959	4 548
725	Paper Mill And Pulp Mill Machinery,paper Cutting Machine	-	-	41 723	205 618
727	Food-processing Machines And Parts Thereof,n.e.s	-	-	1 219	8 894
728	Other Machine And Equipment Specialized For Particular Industry	-	-	3 597	8 431
731	Machine-tools By Removing Metal	-	-	12 000	56 066
733	Machine-tool For Working Metal	-	-	1 733	1 507
737	Metal Working Machinery And Part	-	-	77	2 036
741	Heating And Cooling Equipment And Parts Thereof,n.e.s	-	-	12 393	8 410
742	Pumps For Liquid And Parts	-	-	16 012	6 111
743	Pumps And Compressors;fans & Blowers;centrifuges And Parts	-	-	16 773	4 080
746	Ball Or Roller Bearing	-	-	7	583
747	Taps,cocks,valves For Pipes	-	-	103 412	706 593
748	Transmission Shafts And Cranks	-	-	44 323	34 264
749	Non-electric Parts And Accessories Of Machinery,n.e.s	-	-	282	371
751	Office Machines	-	-	162 113	352 620
752	Automatic Data Processing Machines And Units Thereof	-	-	122	2 066
778	Electrical Machinery And Apparatus,n.e.s	-	-	8 205	3 412
783	Road Motor Vehicles,n.e.s	-	-	6 442	4 632
784	Parts And Accessories,n.e.s Of The Motor Vehicles	-	-	116 788	140 936
785	Motorcycles,motor Scooters,and Other Cycles Motorized And Non-mt	-	-	917 654	371 635
786	Trailer And Other-vehicle,not Motorized	-	-	79 725	25 465
812	Sanitary,plumbing,heating And Lighting Fixtures And Fittings	-	-	14 124	5 548
821	Furniture And Parts Thereof	12 260	21 415	-	-
831	Travel Goods	-	-	2	26
841	Men's Coats,jacket,not Knitted	-	-	26 158	15 136
871	Optical Instrument And Apparatus	1 033	727 769	-	-
874	Measuring, Checking, Analysing And Controlling Instrument And App.	-	-	34 941	18 971
884	Optical Goods,n.e.s	37 355	2 606 237	-	-
885	Watches And Clocks	-	-	1 506	379
893	Article,n.e.s Of Plastics	5 081	4 906	109 532	41 371
895	Office And Stationery Supplies N.e.s	-	-	213 233	66 430
896	Works Of Art,collectors Pieces And Antiques	51	8	-	-
899	Other Miscellaneous Manufactured Articles,n.e.s	-	-	13 480	5 398
	Subtotal	413 304 303	109 574 864	259 410 559	50 713 123
Pakistan					
057	Fruit And Nut,fresh Or Dried	11 498 640	3 472 490	1 680 316	985 473
058	Fruit,preserved And Fruit Preparations	101 151	10 360	-	-
062	Sugar Confectionery	6 900	9 660	-	-
071	Coffee And Coffee Substitutes	47 742	200 899	-	-
072	Cocoa	2 165 770	1 606 101	-	-
074	Tea And Mate	778 450	715 462	-	-
075	Spices	394 917	65 105	-	-
081	Feeding Stuff For Animals	40 000	2 600	19 640	5 625
091	Margarine And Shortening	160 000	21 920	-	-
231	Natural Rubber Latex;natural Rubber And Similar Natural	423 360	203 974	-	-

Tabel 22. Lanjutan  
Table Continued

Negara/Country		Ekspor/Export		Impor/Import	
SITC	Komoditi/Commodity	Berat Bersih Net Weight (Kg)	Nilai FOB FOB Value (US\$)	Berat Bersih Net Weight (Kg)	Nilai CIF CIF Value (US\$)
(1)	(2)	(4)	(5)	(6)	(7)
	Gums				
248	Wood, simply Worked And Railway Sleeper Of Wood	55 012	44 625	-	-
263	Cotton	91 579	40 045	-	-
288	Non-ferrous Base Metal Waste And Scrap, N.e.s.	80	172	-	-
292	Crude Vegetable Materials, n.e.s.	4 340 850	4 770 717	-	-
422	Fixed Vegetable Fats And Oils Solid, crude, refined/fractioned	133 765 460	32 393 382	-	-
431	Animal And Vegetable Oil And Fat Processed And Wax Of Animal/veg.	3 250 073	747 604	-	-
512	Alcohols, phenols, phenol-alcohols And Their Halogenated	60 000	49 181	-	-
513	Carboxylic Acids, and Their Anhydrides, halides, peroxides	16 500	5 043	-	-
532	Dyeing And Tanning Extracts, and Synthetic Tanning Materials	3 326 827	4 587 053	-	-
541	Medicinal & Pharmaceutical Prod.	19 340	18 723	-	-
551	Essential Oils, perfume And Flavour Materials	500	7 800	-	-
554	Soap, cleansing And Polishing Preparation	55 760	39 553	-	-
591	Disinfectants, insecticides, fungicides, etc Put In Forms	27 289	143 618	-	-
592	Starches, inulin And Wheat Gluten Albuminoidal Substances; glues	-	-	20 700	13 945
598	Miscellaneous Chemical Products, n.e.s.	40 000	17 950	-	-
621	Materials Of Rubber	296 103	429 614	-	-
625	Rubber Tyre, tyre Cases, tyre Treads, inner Tubes And Tyre Flaps	93 945	178 833	-	-
634	Veneers, plywood, improved Or Reconstituted Wood, worked, n.e.s.	735 183	318 595	-	-
635	Wood Manufactures, n.e.s.	54 162	16 249	-	-
663	Mineral Manufactures, n.e.s.	22 295	6 922	-	-
664	Glass	1 637 529	297 473	-	-
665	Glassware	703 762	285 350	-	-
685	Lead	2 500	5 275	-	-
695	Tools For Use In The Hand Or In Machines	3 256	5 771	-	-
728	Other Machine And Equipment Specialized For Particular Industry	4 191	6 106	-	-
745	Other Non-electrical Machinery, tools And Mechanical Apparatus	275	184	-	-
884	Optical Goods, n.e.s.	16 143	1 274 460	-	-
899	Other Miscellaneous Manufactured Articles, n.e.s.	360	1 802	-	-
	Subtotal	164 235 904	52 000 671	1 720 656	1 005 043
Bangladesh					
057	Fruit And Nut, fresh Or Dried	5 069 170	1 309 049	-	-
058	Fruit, preserved And Fruit Preparations	19 418	6 796	-	-
062	Sugar Confectionery	18 336	8 871	-	-
232	Synthetic Rubber Latex; synthetic Rubber And Reclaimed Rubber	120 960	60 661	-	-
264	Jute And Other Textile Bast Fibres, Nes	-	-	45 003	4 114
269	Old Clothing And Other Old Textile Articles; rags	230	928	-	-
292	Crude Vegetable Materials, n.e.s.	1 600 725	964 155	-	-
422	Fixed Vegetable Fats And Oils Solid, crude, refined/fractioned	208 153 037	46 634 984	-	-
512	Alcohols, phenols, phenol-alcohols And Their Halogenated	80 000	88 054	-	-
513	Carboxylic Acids, and Their Anhydrides, halides, peroxides	33 500	10 749	-	-
532	Dyeing And Tanning Extracts, and Synthetic Tanning Materials	509 035	493 041	-	-

Tabel 22. Lanjutan  
Table Continued

Negara/Country		Eksport/Export		Import/Import	
SITC	Komoditi/Commodity	Berat Bersih Net Weight (Kg)	Nilai FOB FOB Value (US\$)	Berat Bersih Net Weight (Kg)	Nilai CIF CIF Value (US\$)
(1)	(2)	(4)	(5)	(6)	(7)
621	Materials Of Rubber	51 992	77 976	-	-
625	Rubber Tyre,tyre Cases,tyre Treads,inner Tubes And Tyre Flaps	178 729	238 101	-	-
658	Made-up Articles,wholly Or Chiefly Of Textile Materials N.e.s	-	-	202 026	155 197
662	Clay Construction Materials And Refactory Construction Materials	-	-	28 443	28 040
664	Glass	5 295 243	991 750	-	-
665	Glassware	2 794 411	1 100 014	-	-
684	Alumunium	475 708	801 561	-	-
884	Optical Goods,n.e.s	1 476	479 874	-	-
899	Other Miscellaneous Manufactured Articles,n.e.s	-	-	400	212
	Subtotal	224 401 970	53 266 564	275 872	187 563
Sri Lanka					
057	Fruit And Nut,fresh Or Dried	69 840	14 158	-	-
081	Feeding Stuff For Animals	366 953	268 277	-	-
091	Margarine And Shortening	290 250	79 063	-	-
231	Natural Rubber Latex;natural Rubber And Similar Natural Gums	619 941	375 679	-	-
269	Old Clothing And Other Old Textile Articles;rags	29	184	-	-
292	Crude Vegetable Materials,n.e.s	328 400	39 435	-	-
422	Fixed Vegetable Fats And Oils Solid,crude,refined/fractioned	7 350 000	1 825 837	-	-
431	Animal And Vegetable Oil And Fat Processed And Wax Of Animal/veg.	36 000	11 928	-	-
512	Alcohols,phenols,phenol-alcohols And Their Halogenated	20 000	14 599	-	-
513	Carboxylic Acids,and Their Anhydrides,halides,peroxides	17 000	5 658	-	-
554	Soap,cleansing And Polishing Preparation	23 040	19 512	-	-
634	Veneers,plywood,improved Or Reconstituted Wood,worked,n.e.s	5 046 634	2 018 943	-	-
641	Paper And Paperboard	497 044	298 574	-	-
651	Tetile Yarn	5 292	14 038	-	-
664	Glass	2 375 131	442 789	-	-
665	Glassware	2 283 976	479 385	-	-
678	Wire Of Iron Or Steel	97 500	22 522	-	-
697	Household Equipment Of Base Metal,n.e.s	16 708	42 646	-	-
841	Men's Coats,jacket,not Knitted	216 097	179 742	-	-
842	Women's Coats,jacket,not Knitted	2 973	16 246	-	-
843	Men's Coats,jacket,knitted	46 151	300 064	-	-
893	Article,n.e.s Of Plastics	-	-	8 183	11 153
	Subtotal	19 708 959	6 469 279	8 183	11 153
Afghanist an					
074	Tea And Mate	431 205	435 463	-	-
231	Natural Rubber Latex;natural Rubber And Similar Natural Gums	100 800	46 871	-	-
635	Wood Manufactures,n.e.s	25 014	8 500	-	-
	Subtotal	557 019	490 834	-	-
Batam					
037	Fish,crustaceans,moluscs And Oth Aquatic Invert,prep Or Preserve	-	-	1 565	773
048	Cereal Preparations And Preparations Of Flours/starch Of Fruit	-	-	31 279	61 624

Tabel 22. Lanjutan  
Table Continued

Negara/Country		Ekspor/Export		Impor/Import	
SITC	Komoditi/Commodity	Berat Bersih Net Weight (Kg)	Nilai FOB FOB Value (US\$)	Berat Bersih Net Weight (Kg)	Nilai CIF CIF Value (US\$)
(1)	(2)	(4)	(5)	(6)	(7)
057	Fruit And Nut, fresh Or Dried	-	-	186 200	54 160
058	Fruit, preserved And Fruit Preparations	-	-	186 921	93 618
061	Sugar, molasses And Honey	-	-	226 999	59 631
074	Tea And Mate	-	-	1 308	2 122
081	Feeding Stuff For Animals	-	-	40 905	53 654
091	Margarine And Shortening	-	-	74	12 290
231	Natural Rubber Latex, natural Rubber And Similar Natural Gums	-	-	61 418	26 798
278	Other Crude Minerals	-	-	7 519 675	351 968
282	Waste And Scrap Metal Of Iron Or Steel	-	-	896 600	49 229
431	Animal And Vegetable Oil And Fat Processed And Wax Of Animal/veg.	-	-	40 734	19 284
512	Alcohols, phenols, phenol-alcohols And Their Halogenated	-	-	4 793 945	757 935
513	Carboxylic Acids, and Their Anhydrides, halides, peroxides	-	-	16 249	16 467
514	Nitrogen-function Compounds	-	-	113 118	67 514
523	Metallic Salts And Peroxysalts	-	-	119 279	12 862
554	Soap, cleansing And Polishing Preparation	-	-	321	2 124
571	Polymers Of Ethylene, primary Forms	-	-	115 374	159 436
597	Additive For Mineral Oils	-	-	3 455	12 886
598	Miscellaneous Chemical Products, n.e.s	-	-	13	106
635	Wood Manufactures, n.e.s	-	-	599	3 890
642	Paper And Paperboard Cut To Size Or Shape And Articles Of Paper	-	-	173	372
652	Cotton Fabrics, woven	-	-	34 315	20 943
658	Made-up Articles, wholly Or Chiefly Of Textile Materials N.e.s	-	-	1 423	853
665	Glassware	-	-	139 866	56 147
676	Iron And Steel Bar, rods, angles, shaped And Sections	-	-	26 691	6 328
679	Tubes, pipes, hollow Profile, pipe Fitting Of Iron Or Steel	-	-	34 077	13 009
692	Metal Containers For Storage And Transport	-	-	960	1 039
697	Household Equipment Of Base Metal, n.e.s	-	-	1 770	5 184
741	Heating And Cooling Equipment And Parts Thereof, n.e.s	-	-	17 105	42 190
751	Office Machines	-	-	16	300
764	Telecommunication Equipment N.e.s And Parts	-	-	21 313	31 912
775	Household Type, electrical And Non-electrical Equipment, n.e.s	-	-	13 233	6 460
821	Furniture And Parts Thereof	-	-	43 510	12 624
842	Women's Coats, jacket, not Knitted	-	-	2 609	1 420
848	Articles Of Apparel And Clothing Accessories Of Oth. Than Tex. Fab.	-	-	100 592	35 608
872	Medical Instruments And Appliances, Nes	-	-	25	746
874	Measuring, Checking, Analysing And Controlling Instrument And App.	-	-	16 245	12 115
892	Printed Matter	-	-	2 328	5 143
893	Article, n.e.s Of Plastics	-	-	6 162	9 990
895	Office And Stationery Supplies N.e.s	-	-	2 197	763
899	Other Miscellaneous Manufactured Articles, n.e.s	-	-	12 200	70 785
	Subtotal	-	-	14 832 841	2 152 302
Iraq					
091	Margarine And Shortening	2 661 405	862 099	-	-

Tabel 22. Lanjutan  
Table Continued

Negara/Country		Ekspor/Export		Impor/Import	
SITC	Komoditi/Commodity	Berat Bersih Net Weight (Kg)	Nilai FOB FOB Value (US\$)	Berat Bersih Net Weight (Kg)	Nilai CIF CIF Value (US\$)
(1)	(2)	(4)	(5)	(6)	(7)
	554 Soap,cleansing And Polishing Preparation	2 172 089	458 312	-	-
	641 Paper And Paperboard	13 341	8 558	-	-
	Subtotal	4 846 835	1 328 969	-	-
Iran					
	057 Fruit And Nut,fresh Or Dried	-	-	3 981	1 688
	074 Tea And Mate	366 040	348 891	-	-
	075 Spices	12 500	3 500	458	223
	091 Margarine And Shortening	8 057 532	2 894 867	-	-
	231 Natural Rubber Latex;natural Rubber And Similar Natural Gums	1 145 280	562 582	-	-
	292 Crude Vegetable Materials,n.e.s	-	-	8 228	4 640
	335 Residual Petroleum Products,nes And Related Materials	-	-	35 840	8 104
	431 Animal And Vegetable Oil And Fat Processed And Wax Of Animal/veg.	565 998	201 624	-	-
	512 Alcohols,phenols,phenol-alcohols And Their Halogenated	140 000	120 064	-	-
	513 Carboxylic Acids,and Their Anhydrides,halides,peroxides	20 113	6 906	-	-
	522 Inorganic Chemical Elements,oxides And Halogen Salts	-	-	233 360	229 490
	625 Rubber Tyre,tyre Cases,tyre Treads,inner Tubes And Tyre Flaps	110 364	187 502	-	-
	634 Veneers,plywood,improved Or Reconstituted Wood,worked,n.e.s	1 175 153	520 103	-	-
	635 Wood Manufactures,n.e.s	29 800	26 607	-	-
	792 Aircraft And Associated Equipment And Parts Thereof n.e.s	-	-	3 401	701
	848 Articles Of Apparel And Clothing Accessories Of Oth. Than Tex. Fab.	126 836	163 276	-	-
	884 Optical Goods,n.e.s	10 695	1 409 536	-	-
	Subtotal	11 760 311	6 445 458	285 268	244 846
Arabia, Saudi					
	046 Meal And Flour Of Wheat And Flour Of Meslin	-	-	1 970 600	411 498
	054 Vegetables,fresh Chilled,frozen Or Simply Preserved	255 213	22 958	-	-
	057 Fruit And Nut,fresh Or Dried	3 268 800	832 029	-	-
	074 Tea And Mate	193 400	164 029	-	-
	075 Spices	254 070	92 906	-	-
	091 Margarine And Shortening	59 420 425	19 424 744	-	-
	231 Natural Rubber Latex;natural Rubber And Similar Natural Gums	715 761	424 079	-	-
	245 Fuel Wood And Wood Charcoal	3 140 631	425 017	-	-
	278 Other Crude Minerals	-	-	1 200 970	292 171
	288 Non-ferrous Base Metal Waste And Scrap, N.e.s.	-	-	512 857	719 810
	292 Crude Vegetable Materials,n.e.s	47	989	-	-
	335 Residual Petroleum Products,nes And Related Materials	-	-	6 547 356	657 397
	422 Fixed Vegetable Fats And Oils Solid,crude,refined/fractioned	7 391 000	1 740 362	-	-
	431 Animal And Vegetable Oil And Fat Processed And Wax Of Animal/veg.	347 998	134 584	-	-
	512 Alcohols,phenols,phenol-alcohols And Their Halogenated	123 020	111 236	761 000	101 991
	513 Carboxylic Acids,and Their Anhydrides,halides,peroxides	16 500	5 430	-	-
	515 Organo-inorganic And Heterocyclic Compounds	-	-	20 500	9 430
	522 Inorganic Chemical Elements,oxides And Halogen Salts	-	-	22 000	39 905
	533 Pigments,paints,varnishes And Related Materials	-	-	122	1 691
	571 Polymers Of Ethylene,primary Forms	-	-	446 368	368 577



Tabel 22. Lanjutan  
Table Continued

Negara/Country		Ekspor/Export		Impor/Import	
SITC	Komoditi/Commodity	Berat Bersih Net Weight (Kg)	Nilai FOB FOB Value (US\$)	Berat Bersih Net Weight (Kg)	Nilai CIF CIF Value (US\$)
(1)	(2)	(4)	(5)	(6)	(7)
625	Rubber Tyre,tyre Cases,tyre Treads,inner Tubes And Tyre Flaps	96 658	38 171	-	-
634	Veneers,plywood,improved Or Reconstituted Wood,worked,n.e.s	2 091 504	781 465	-	-
635	Wood Manufactures,n.e.s	310 935	129 562	-	-
641	Paper And Paperboard	7 620	18 505	-	-
651	Tetile Yarn	39 690	12 960	-	-
656	Tulle,lace,embroidery,ribbons,trimmings And Other Small Wares	15 090	1 974	-	-
661	Lime,cement And Fabricated Construction Materials	-	-	248 305	44 078
664	Glass	455 764	114 374	-	-
665	Glassware	1 053 462	305 773	-	-
697	Household Equipment Of Base Metal,n.e.s	4 400	23 345	-	-
747	Taps,cocks,valves For Pipes	-	-	3 923	2 318
778	Electrical Machinery And Apparatus,n.e.s	371 161	247 414	-	-
813	Lighting Fixtures And Fittings	21 812	17 536	-	-
821	Furniture And Parts Thereof	15 662	51 707	-	-
841	Men's Coats,jacket,not Knitted	504	770	-	-
842	Women's Coats,jacket,not Knitted	2 160	3 947	-	-
848	Articles Of Apparel And Clothing Accessories Of Oth. Than Tex. Fab.	39 246	68 872	-	-
	Subtotal	79 652 533	25 194 738	11 734 001	2 648 866
Kuwait					
091	Margarine And Shortening	5 462 640	1 751 932	-	-
245	Fuel Wood And Wood Charcoal	772 343	91 508	-	-
431	Animal And Vegetable Oil And Fat Processed And Wax Of Animal/veg.	120 000	64 500	-	-
512	Alcohols,phenols,phenol-alcohols And Their Halogenated	40 000	35 600	-	-
523	Metallic Salts And Peroxysalts	-	-	69 600	5 455
554	Soap,cleansing And Polishing Preparation	1 880 376	866 855	-	-
571	Polymers Of Ethylene,primary Forms	-	-	410 550	363 794
634	Veneers,plywood,improved Or Reconstituted Wood,worked,n.e.s	2 052 394	901 754	-	-
635	Wood Manufactures,n.e.s	864 115	370 544	-	-
664	Glass	222 345	90 173	-	-
665	Glassware	223 701	62 771	-	-
697	Household Equipment Of Base Metal,n.e.s	15 531	35 020	-	-
764	Telecommunication Equipment N.e.s And Parts	6	120	-	-
821	Furniture And Parts Thereof	1 263	5 411	-	-
884	Optical Goods,n.e.s	6	368	-	-
893	Article,n.e.s Of Plastics	10 638	19 080	-	-
	Subtotal	11 665 358	4 295 636	480 150	369 249
Jordan					
036	Crustaceans Moluscs And Aquatic Invertebrates	9 233	12 760	-	-
037	Fish,crustaceans,moluscs And Oth Aquatic Invert,prep Or Preserve	164 835	13 185	-	-
062	Sugar Confectionery	3 450	4 370	-	-
071	Coffee And Coffee Substitutes	731 179	344 157	-	-
074	Tea And Mate	293 780	253 502	-	-
091	Margarine And Shortening	4 627 850	1 432 880	-	-

Tabel 22. Lanjutan  
Table Continued

Negara/Country		Ekspor/Export		Impor/Import	
SITC	Komoditi/Commodity	Berat Bersih Net Weight (Kg)	Nilai FOB FOB Value (US\$)	Berat Bersih Net Weight (Kg)	Nilai CIF CIF Value (US\$)
(1)	(2)	(4)	(5)	(6)	(7)
122	Tobacco,manufactured	6 607 998	20 765 910	-	-
245	Fuel Wood And Wood Charcoal	24 737	2 186	-	-
422	Fixed Vegetable Fats And Oils Solid,crude,refined/fractioned	9 512 960	2 681 608	-	-
431	Animal And Vegetable Oil And Fat Processed And Wax Of Animal/veg.	394 920	152 478	-	-
513	Carboxylic Acids,and Their Anhydrides,halides,peroxides	17 000	5 480	-	-
562	Fertilizers,manufactured	-	-	14 195 141	2 059 438
625	Rubber Tyre,tyre Cases,tyre Treads,inner Tubes And Tyre Flaps	70 924	118 078	-	-
634	Veneers,plywood,improved Or Reconstituted Wood,worked,n.e.s	2 749 627	1 297 675	-	-
635	Wood Manufactures,n.e.s	20 000	2 570	-	-
665	Glassware	179 983	67 054	-	-
893	Article,n.e.s Of Plastics	15 487	47 038	-	-
	Subtotal	25 423 963	27 200 931	14 195 141	2 059 438
Lebanon					
034	Fish,fresh,chilled Or Frozen	1 280 720	1 015 347	-	-
036	Crustaceans Moluscs And Aquatic Invertebrates	71 970	64 749	-	-
037	Fish,crustaceans,moluscs And Oth Aquatic Invert,prep Or Preserve	111 209	410 041	-	-
122	Tobacco,manufactured	1 555 164	4 888 248	-	-
292	Crude Vegetable Materials,n.e.s	1 540	351	-	-
513	Carboxylic Acids,and Their Anhydrides,halides,peroxides	48 000	25 607	-	-
553	Perfumery,cosmetics And Toilet Preparations	3 134	2 150	-	-
554	Soap,cleansing And Polishing Preparation	1 014 900	482 077	-	-
634	Veneers,plywood,improved Or Reconstituted Wood,worked,n.e.s	470 440	211 479	-	-
665	Glassware	439 289	148 383	-	-
778	Electrical Machinery And Apparatus,n.e.s	25 586	54 335	-	-
821	Furniture And Parts Thereof	22 313	48 459	-	-
848	Articles Of Apparel And Clothing Accessories Of Oth. Than Tex. Fab.	83 435	114 844	-	-
871	Optical Instrument And Apparatus	420	33 660	-	-
884	Optical Goods,n.e.s	2 082	281 318	-	-
892	Printed Matter	2 483	8 642	-	-
893	Article,n.e.s Of Plastics	404	1 329	-	-
894	Baby Carriages,toys,games And Sporting Goods	7 393	24 067	-	-
	Subtotal	5 140 482	7 815 086	-	-
Palestina					
061	Sugar,molasses And Honey	-	-	100 000	18 050
072	Cocoa	49 000	16 200	-	-
	Subtotal	49 000	16 200	100 000	18 050
Yemen					
062	Sugar Confectionery	13 733	11 937	-	-
422	Fixed Vegetable Fats And Oils Solid,crude,refined/fractioned	23 912 240	5 590 721	-	-
554	Soap,cleansing And Polishing Preparation	256 801	76 595	-	-
635	Wood Manufactures,n.e.s	18 000	2 840	-	-
641	Paper And Paperboard	29 824	8 203	-	-
664	Glass	40 844	7 924	-	-

Tabel 22. Lanjutan  
Table Continued

Negara/Country		Ekspor/Export		Impor/Import	
SITC	Komoditi/Commodity	Berat Bersih Net Weight (Kg)	Nilai FOB FOB Value (US\$)	Berat Bersih Net Weight (Kg)	Nilai CIF CIF Value (US\$)
(1)	(2)	(4)	(5)	(6)	(7)
665	Glassware	483 496	140 684	-	-
812	Sanitary,plumbing,heating And Lighting Fixtures And Fittings	6 400	10 395	-	-
848	Articles Of Apparel And Clothing Accessories Of Oth. Than Tex. Fab.	16 350	20 925	-	-
	Subtotal	24 777 688	5 870 224	-	-
Oman					
048	Cereal Preparations And Preparations Of Flours/starch Of Fruit	7 657	9 063	-	-
091	Margarine And Shortening	148 160	39 816	-	-
245	Fuel Wood And Wood Charcoal	279 357	31 974	-	-
431	Animal And Vegetable Oil And Fat Processed And Wax Of Animal/veg.	80 000	27 600	-	-
635	Wood Manufactures,n.e.s	296 205	74 052	-	-
	Subtotal	811 379	182 505	-	-
Syria					
075	Spices	-	-	42 355	12 798
091	Margarine And Shortening	621 324	209 813	-	-
422	Fixed Vegetable Fats And Oils Solid,crude,refined/fractioned	7 237 392	1 915 234	-	-
431	Animal And Vegetable Oil And Fat Processed And Wax Of Animal/veg.	180 005	64 862	-	-
512	Alcohols,phenols,phenol-alcohols And Their Halogenated	91 907	70 875	-	-
621	Materials Of Rubber	97 540	144 358	-	-
625	Rubber Tyre,tyre Cases,tyre Treads,inner Tubes And Tyre Flaps	50 319	78 090	-	-
634	Veneers,plywood,improved Or Reconstituted Wood,worked,n.e.s	4 595 906	1 627 313	-	-
665	Glassware	1 622	528	-	-
778	Electrical Machinery And Apparatus,n.e.s	3 642	14 114	-	-
884	Optical Goods,n.e.s	7	3 911	-	-
	Subtotal	12 879 664	4 129 098	42 355	12 798
Turkey					
046	Meal And Flour Of Wheat And Flour Of Meslin	-	-	2 769 700	507 357
058	Fruit,preserved And Fruit Preparations	-	-	881	653
074	Tea And Mate	53 000	66 927	-	-
075	Spices	158 807	77 533	-	-
091	Margarine And Shortening	2 247 084	746 293	-	-
122	Tobacco,manufactured	115 355	377 400	-	-
231	Natural Rubber Latex;natural Rubber And Similar Natural Gums	3 240 150	1 601 251	-	-
282	Waste And Scrap Metal Of Iron Or Steel	-	-	2 086 520	202 040
422	Fixed Vegetable Fats And Oils Solid,crude,refined/fractioned	85 127 703	19 467 796	-	-
431	Animal And Vegetable Oil And Fat Processed And Wax Of Animal/veg.	956 834	343 927	-	-
513	Carboxylic Acids,and Their Anhydrides,halides,peroxides	596 000	182 410	-	-
523	Metallic Salts And Peroxysalts	-	-	36 500	18 142
598	Miscellaneous Chemical Products,n.e.s	-	-	45 133	114 533
621	Materials Of Rubber	-	-	14 441	6 242
634	Veneers,plywood,improved Or Reconstituted Wood,worked,n.e.s	594 632	309 606	-	-
635	Wood Manufactures,n.e.s	1 646 052	773 432	-	-
665	Glassware	460 226	204 842	680 993	223 497

Tabel 22. Lanjutan  
Table Continued

Negara/Country		Ekspor/Export		Import/Import	
SITC	Komoditi/Commodity	Berat Bersih Net Weight (Kg)	Nilai FOB FOB Value (US\$)	Berat Bersih Net Weight (Kg)	Nilai CIF CIF Value (US\$)
(1)	(2)	(4)	(5)	(6)	(7)
728	Other Machine And Equipment Specialized For Particular Industry	-	-	31 703	276 416
747	Taps,cocks,valves For Pipes	-	-	8 549	38 619
848	Articles Of Apparel And Clothing Accessories Of Oth. Than Tex. Fab.	59 780	125 150	-	-
884	Optical Goods,n.e.s	762	53 054	-	-
896	Works Of Art,collectors Pieces And Antiques	-	-	34 872	15 217
	Subtotal	95 256 385	24 329 621	5 709 292	1 402 716
Arab Emirates, United					
035	Fish,dried Salted Or In Brine;smoked Fish	8 000 712	10 154 110	-	-
036	Crustaceans Moluscs And Aquatic Invertebrates	105 503	526 969	-	-
046	Meal And Flour Of Wheat And Flour Of Meslin	-	-	6 897 625	1 330 732
047	Other Cereal Meals And Flours	-	-	720 816	161 700
057	Fruit And Nut,fresh Or Dried	-	-	1 269 444	325 424
061	Sugar,molasses And Honey	-	-	14 177 478	2 042 148
071	Coffee And Coffee Substitutes	463 525	1 155 731	-	-
074	Tea And Mate	66 430	76 241	-	-
075	Spices	428 934	147 882	111 653	32 412
081	Feeding Stuff For Animals	-	-	717 748	54 535
098	Edible Product And Preparations	-	-	5 000	12 100
122	Tobacco,manufactured	80 803	261 760	-	-
231	Natural Rubber Latex;natural Rubber And Similar Natural Gums	20 160	10 533	-	-
245	Fuel Wood And Wood Charcoal	2 764 119	336 167	-	-
246	Wood In Chips Or Particles And Waste	26 876	5 368	-	-
248	Wood, simply Worked And Railway Sleeper Of Wood	1 353 946	687 436	-	-
269	Old Clothing And Other Old Textile Articles;rags	1 375	7 905	-	-
273	Stone,sand And Gravel	-	-	4 264 000	85 010
292	Crude Vegetable Materials,n.e.s	1 083 295	219 447	20 149	13 819
431	Animal And Vegetable Oil And Fat Processed And Wax Of Animal/veg.	113 480	39 019	-	-
512	Alcohols,phenols,phenol-alcohols And Their Halogenated	40 000	24 000	-	-
523	Metallic Salts And Peroxysalts	-	-	405 000	12 317
551	Essential Oils,perfume And Flavour Materials	15 723	52 395	-	-
554	Soap,cleansing And Polishing Preparation	4 050 736	1 777 883	-	-
625	Rubber Tyre,tyre Cases,tyre Treads,inner Tubes And Tyre Flaps	65 994	153 361	-	-
634	Veneers,plywood,improved Or Reconstituted Wood,worked,n.e.s	7 084 822	4 475 484	-	-
635	Wood Manufactures,n.e.s	991 399	380 789	-	-
663	Mineral Manufactures,n.e.s	-	-	8 604	31 256
664	Glass	40 095	15 930	-	-
665	Glassware	720 847	233 232	-	-
786	Trailer And Other-vehicle,not Motorized	62 555	184 346	-	-
821	Furniture And Parts Thereof	49 796	46 310	-	-
841	Men's Coats,jacket,not Knitted	44 010	158 416	-	-
842	Women's Coats,jacket,not Knitted	78	1 406	-	-
843	Men's Coats,jacket,knitted	17 193	105 865	-	-
845	Articles Of Apparel, Nes	590	23 296	-	-

Tabel 22. Lanjutan  
Table Continued

Negara/Country		Ekspor/Export		Impor/Import	
SITC	Komoditi/Commodity	Berat Bersih Net Weight (Kg)	Nilai FOB FOB Value (US\$)	Berat Bersih Net Weight (Kg)	Nilai CIF CIF Value (US\$)
(1)	(2)	(4)	(5)	(6)	(7)
	871 Optical Instrument And Apparatus	966	71 808	-	-
	884 Optical Goods,n.e.s	15 503	331 564	-	-
	892 Printed Matter	1 089	3 456	-	-
	893 Article,n.e.s Of Plastics	6 626	12 237	-	-
	Subtotal	27 717 180	21 680 346	28 597 517	4 101 453
Qatar					
	245 Fuel Wood And Wood Charcoal	304 678	25 578	-	-
	269 Old Clothing And Other Old Textile Articles;rags	5 600	33 000	-	-
	523 Metallic Salts And Peroxysalts	-	-	1 508 000	166 873
	571 Polymers Of Ethylene,primary Forms	-	-	354 600	301 297
	634 Veneers,plywood,improved Or Reconstituted Wood,worked,n.e.s	5 602 540	3 578 309	-	-
	635 Wood Manufactures,n.e.s	259 424	149 425	-	-
	Subtotal	6 172 242	3 786 312	1 862 600	468 170
Bahrain					
	245 Fuel Wood And Wood Charcoal	1 287 495	124 196	-	-
	554 Soap,cleansing And Polishing Preparation	1 756 716	740 362	-	-
	634 Veneers,plywood,improved Or Reconstituted Wood,worked,n.e.s	1 464 184	737 293	-	-
	635 Wood Manufactures,n.e.s	532 873	516 429	-	-
	664 Glass	313 867	106 830	-	-
	893 Article,n.e.s Of Plastics	6 104	13 832	-	-
	Subtotal	5 361 239	2 238 942	-	-
Cyprus					
	036 Crustaceans Moluscs And Aquatic Invertebrates	4 010	40 635	-	-
	074 Tea And Mate	19 720	20 421	-	-
	122 Tobacco,manufactured	1 973 300	6 248 532	-	-
	641 Paper And Paperboard	2 560	8 651	-	-
	664 Glass	37 772	12 996	-	-
	665 Glassware	3 511	578	-	-
	892 Printed Matter	72 630	238 816	-	-
	893 Article,n.e.s Of Plastics	155 438	146 771	-	-
	Subtotal	2 268 941	6 717 400	-	-
West Asia, Other					
	721 Agricultural Machinery And Parts	-	-	1 003	1 432
	Subtotal	-	-	1 003	1 432
Egypt					
	056 Vegetables,roots And Tubers,prepared Or Preserved N.e.s	-	-	300 682	90 651
	057 Fruit And Nut,fresh Or Dried	-	-	982 886	325 350
	071 Coffee And Coffee Substitutes	928 512	482 055	-	-
	072 Cocoa	1 444 860	1 225 167	-	-
	074 Tea And Mate	11 400	7 602	-	-
	075 Spices	14 000	4 200	73 972	24 857
	081 Feeding Stuff For Animals	12 500 000	351 250	-	-
	091 Margarine And Shortening	462 000	149 851	-	-
	223 Oil Seeds Use For Extraction Of Other Fixed Vegetable Oils	89 892	29 506	-	-
	422 Fixed Vegetable Fats And Oils Solid,crude,refined/fractioned	57 765 408	13 656 768	-	-

Tabel 22. Lanjutan  
Table Continued

Negara/Country		Ekspor/Export		Impor/Import	
SITC	Komoditi/Commodity	Berat Bersih Net Weight (Kg)	Nilai FOB FOB Value (US\$)	Berat Bersih Net Weight (Kg)	Nilai CIF CIF Value (US\$)
(1)	(2)	(4)	(5)	(6)	(7)
	431 Animal And Vegetable Oil And Fat Processed And Wax Of Animal/veg.	1 046 443	487 598	-	-
	512 Alcohols,phenols,phenol-alcohols And Their Halogenated	180 000	158 174	-	-
	513 Carboxylic Acids,and Their Anhydrides,halides,peroxides	16 500	5 187	-	-
	554 Soap,cleansing And Polishing Preparation	39 000	19 500	-	-
	562 Fertilizers,manufactured	-	-	3 167 500	164 202
	611 Leather	639	1 278	-	-
	634 Veneers,plywood,improved Or Reconstituted Wood,worked,n.e.s	7 238 957	2 582 353	-	-
	635 Wood Manufactures,n.e.s	106 023	96 266	-	-
	664 Glass	373 724	116 103	-	-
	821 Furniture And Parts Thereof	55 508	22 016	-	-
	831 Travel Goods	33	2 400	-	-
	848 Articles Of Apparel And Clothing Accessories Of Oth. Than Tex. Fab.	86 383	177 500	-	-
	884 Optical Goods,n.e.s	1 776	100 977	-	-
	894 Baby Carriages,toys,games And Sporting Goods	1 436	19 380	-	-
	Subtotal	82 362 494	19 695 131	4 525 040	605 060
Libya					
	665 Glassware	65 548	24 225	-	-
	Subtotal	65 548	24 225	-	-
Morocco					
	001 Live Animals Other Than Fish	3 269	4 815	-	-
	037 Fish,crustaceans,moluscs And Oth Aquatic Invert,prep Or Preserve	204 539	260 721	-	-
	057 Fruit And Nut,fresh Or Dried	16 385	5 818	1 920	480
	071 Coffee And Coffee Substitutes	663 101	349 385	-	-
	072 Cocoa	147 000	42 150	-	-
	073 Chocolate And Other Food Preparations Containing Cocoa N.e.s	13 883	30 382	-	-
	075 Spices	56 000	21 630	-	-
	231 Natural Rubber Latex;natural Rubber And Similar Natural Gums	20 160	14 414	-	-
	422 Fixed Vegetable Fats And Oils Solid,crude,refined/fractioned	22 045 000	7 452 200	-	-
	431 Animal And Vegetable Oil And Fat Processed And Wax Of Animal/veg.	1 580 000	622 500	-	-
	513 Carboxylic Acids,and Their Anhydrides,halides,peroxides	33 000	10 770	-	-
	884 Optical Goods,n.e.s	1 748	32 384	-	-
	Subtotal	24 784 085	8 847 169	1 920	480
Tunisia					
	075 Spices	121 335	65 204	-	-
	091 Margarine And Shortening	375 280	124 805	-	-
	222 Oil Seeds Use For Extraction Of Soft Fixed Vegetable Oils	-	-	40 000	27 600
	422 Fixed Vegetable Fats And Oils Solid,crude,refined/fractioned	45 593 178	9 560 052	-	-
	431 Animal And Vegetable Oil And Fat Processed And Wax Of Animal/veg.	3 430 500	147 666	-	-
	513 Carboxylic Acids,and Their Anhydrides,halides,peroxides	21 079	6 538	-	-
	635 Wood Manufactures,n.e.s	293 329	74 586	-	-
	665 Glassware	197 463	65 023	-	-
	848 Articles Of Apparel And Clothing Accessories Of Oth. Than	20 240	34 500	-	-

Tabel 22. Lanjutan  
Table Continued

Negara/Country		Ekspor/Export		Impor/Import	
SITC	Komoditi/Commodity	Berat Bersih Net Weight (Kg)	Nilai FOB FOB Value (US\$)	Berat Bersih Net Weight (Kg)	Nilai CIF CIF Value (US\$)
(1)	(2)	(4)	(5)	(6)	(7)
	Tex. Fab.				
884	Optical Goods,n.e.s	1 292	72 667	-	-
	Subtotal	50 053 696	10 151 041	40 000	27 600
Algeria					
071	Coffee And Coffee Substitutes	54 000	23 190	-	-
072	Cocoa	97 500	29 575	-	-
075	Spices	83 511	52 012	-	-
091	Margarine And Shortening	1 636 227	406 371	-	-
422	Fixed Vegetable Fats And Oils Solid,crude,refined/fractioned	3 540 000	834 300	-	-
431	Animal And Vegetable Oil And Fat Processed And Wax Of Animal/veg.	1 540 000	607 400	-	-
634	Veneers,plywood,improved Or Reconstituted Wood,worked,n.e.s	8 969 269	3 607 981	-	-
	Subtotal	15 920 507	5 560 829	-	-
Sudan					
091	Margarine And Shortening	1 805 680	547 342	-	-
422	Fixed Vegetable Fats And Oils Solid,crude,refined/fractioned	28 023 383	5 741 557	-	-
512	Alcohols,phenols,phenol-alcohols And Their Halogenated	3 272 080	962 191	-	-
554	Soap,cleansing And Polishing Preparation	11 520	10 325	-	-
635	Wood Manufactures,n.e.s	105 472	74 293	-	-
665	Glassware	570 758	201 110	-	-
	Subtotal	33 788 893	7 536 818	-	-
Eritrea					
245	Fuel Wood And Wood Charcoal	45 398	4 544	-	-
513	Carboxylic Acids,and Their Anhydrides,halides,peroxides	16 500	5 397	-	-
	Subtotal	61 898	9 941	-	-
Ethiopia					
091	Margarine And Shortening	420 070	123 769	-	-
512	Alcohols,phenols,phenol-alcohols And Their Halogenated	1 020 000	132 600	-	-
634	Veneers,plywood,improved Or Reconstituted Wood,worked,n.e.s	8 780 835	4 012 612	-	-
678	Wire Of Iron Or Steel	1 517 231	386 955	-	-
694	Nails,screws,nuts,bolts,rivets In The Like Of Iron,steel/copper	738 449	291 393	-	-
	Subtotal	12 476 585	4 947 329	-	-
Tanzania					
231	Natural Rubber Latex;natural Rubber And Similar Natural Gums	826 560	418 845	-	-
422	Fixed Vegetable Fats And Oils Solid,crude,refined/fractioned	39 506 307	8 788 118	-	-
431	Animal And Vegetable Oil And Fat Processed And Wax Of Animal/veg.	500 000	112 500	-	-
841	Men's Coats,jacket,not Knitted	-	-	137	166
	Subtotal	40 832 867	9 319 463	137	166
Madagascar					
554	Soap,cleansing And Polishing Preparation	361 922	153 447	-	-
658	Made-up Articles,wholly Or Chiefly Of Textile Materials N.e.s	149	168	-	-
664	Glass	185 940	57 531	-	-
665	Glassware	1 295 182	237 831	-	-
697	Household Equipment Of Base Metal,n.e.s	9 504	20 304	-	-
	Subtotal	1 852 697	469 281	-	-

Tabel 22. Lanjutan  
Table Continued

Negara/Country		Ekspor/Export		Import/Import	
SITC	Komoditi/Commodity	Berat Bersih Net Weight (Kg)	Nilai FOB FOB Value (US\$)	Berat Bersih Net Weight (Kg)	Nilai CIF CIF Value (US\$)
(1)	(2)	(4)	(5)	(6)	(7)
Somalia					
634	Veneers,plywood,improved Or Reconstituted Wood,worked,n.e.s	133 278	58 624	-	-
884	Optical Goods,n.e.s	708	94 571	-	-
	Subtotal	133 986	153 195	-	-
Kenya					
056	Vegetables,roots And Tubers,prepared Or Preserved N.e.s	400 000	42 200	-	-
058	Fruit,preserved And Fruit Preparations	7 761	8 658	-	-
062	Sugar Confectionery	38 638	36 476	-	-
073	Chocolate And Other Food Preparations Containing Cocoa N.e.s	36 033	19 590	-	-
074	Tea And Mate	51 180	51 392	-	-
231	Natural Rubber Latex;natural Rubber And Similar Natural Gums	584 640	335 302	-	-
292	Crude Vegetable Materials,n.e.s	1 020	2 805	-	-
431	Animal And Vegetable Oil And Fat Processed And Wax Of Animal/veg.	1 500 000	233 775	-	-
513	Carboxylic Acids,and Their Anhydrides,halides,peroxides	40 500	12 345	-	-
514	Nitrogen-function Compounds	10 000	7 212	-	-
634	Veneers,plywood,improved Or Reconstituted Wood,worked,n.e.s	365 407	187 788	-	-
635	Wood Manufactures,n.e.s	25 773	23 586	-	-
664	Glass	1 794 637	360 931	-	-
665	Glassware	56 938	21 383	-	-
848	Articles Of Apparel And Clothing Accessories Of Oth. Than Tex. Fab.	95 670	166 440	-	-
884	Optical Goods,n.e.s	872	77 507	-	-
	Subtotal	5 009 069	1 587 390	-	-
Reunion					
048	Cereal Preparations And Preparations Of Flours/starch Of Fruit	12 726	7 703	-	-
634	Veneers,plywood,improved Or Reconstituted Wood,worked,n.e.s	524 331	293 175	-	-
635	Wood Manufactures,n.e.s	544 571	275 824	-	-
664	Glass	156 239	44 872	-	-
	Subtotal	1 237 867	621 574	-	-
Mozambique					
422	Fixed Vegetable Fats And Oils Solid,crude,refined/fractioned	17 185 000	3 575 225	-	-
431	Animal And Vegetable Oil And Fat Processed And Wax Of Animal/veg.	2 000 000	281 499	-	-
634	Veneers,plywood,improved Or Reconstituted Wood,worked,n.e.s	1 066 693	986 840	-	-
652	Cotton Fabrics,woven	363	586	-	-
664	Glass	60 479	19 068	-	-
694	Nails,screws,nuts,bolts,rivets In The Like Of Iron,steel/copper	59 404	4 529	-	-
844	Women's Coats, Jacket, Knitted	4 785	8 163	-	-
	Subtotal	20 376 724	4 875 910	-	-
Botswana					
848	Articles Of Apparel And Clothing Accessories Of Oth. Than Tex. Fab.	2 241	3 865	-	-
	Subtotal	2 241	3 865	-	-
Togo					



Tabel 22. Lanjutan  
Table Continued

Negara/Country		Eksport/Export		Import/Import	
SITC	Komoditi/Commodity	Berat Bersih Net Weight (Kg)	Nilai FOB FOB Value (US\$)	Berat Bersih Net Weight (Kg)	Nilai CIF CIF Value (US\$)
(1)	(2)	(4)	(5)	(6)	(7)
	422 Fixed Vegetable Fats And Oils Solid,crude,refined/fractioned	9 870 000	1 883 775	-	-
	513 Carboxylic Acids,and Their Anhydrides,halides,peroxides	496 000	143 761	-	-
	Subtotal	10 366 000	2 027 536	-	-
Ghana					
	062 Sugar Confectionery	62 732	92 903	-	-
	513 Carboxylic Acids,and Their Anhydrides,halides,peroxides	566 593	170 575	-	-
	728 Other Machine And Equipment Specialized For Particular Industry	5 520	32 391	-	-
	778 Electrical Machinery And Apparatus,n.e.s	30 000	14 333	-	-
	899 Other Miscellaneous Manufactured Articles,n.e.s	9 136	16 024	-	-
	Subtotal	673 981	326 226	-	-
Liberia					
	422 Fixed Vegetable Fats And Oils Solid,crude,refined/fractioned	19 219 413	3 268 793	-	-
	431 Animal And Vegetable Oil And Fat Processed And Wax Of Animal/veg.	200 000	69 600	-	-
	554 Soap,cleansing And Polishing Preparation	2 526 719	1 085 253	-	-
	Subtotal	21 946 132	4 423 646	-	-
Guinea					
	248 Wood, simply Worked And Railway Sleeper Of Wood	21 000	6 618	-	-
	Subtotal	21 000	6 618	-	-
Angola					
	062 Sugar Confectionery	13 037	10 713	-	-
	554 Soap,cleansing And Polishing Preparation	149 250	60 778	-	-
	634 Veneers,plywood,improved Or Reconstituted Wood,worked,n.e.s	758 770	381 307	-	-
	664 Glass	20 160	6 300	-	-
	665 Glassware	167 426	35 908	-	-
	Subtotal	1 108 643	495 006	-	-
Congo					
	062 Sugar Confectionery	18 399	24 250	-	-
	554 Soap,cleansing And Polishing Preparation	495 193	247 304	-	-
	Subtotal	513 592	271 554	-	-
Cameroon					
	422 Fixed Vegetable Fats And Oils Solid,crude,refined/fractioned	4 000 000	1 135 000	-	-
	512 Alcohols,phenols,phenol-alcohols And Their Halogenated	80 000	48 000	-	-
	813 Lighting Fixtures And Fittings	379	1 470	-	-
	884 Optical Goods,n.e.s	86	11 712	-	-
	Subtotal	4 080 465	1 196 182	-	-
Nigeria					
	048 Cereal Preparations And Preparations Of Flours/starch Of Fruit	50 011	24 575	-	-
	422 Fixed Vegetable Fats And Oils Solid,crude,refined/fractioned	9 731 000	2 486 265	-	-
	431 Animal And Vegetable Oil And Fat Processed And Wax Of Animal/veg.	524 480	191 429	-	-
	512 Alcohols,phenols,phenol-alcohols And Their Halogenated	478 315	421 033	-	-
	513 Carboxylic Acids,and Their Anhydrides,halides,peroxides	16 500	4 950	-	-
	554 Soap,cleansing And Polishing Preparation	533 559	330 787	-	-
	665 Glassware	464 673	100 534	-	-
	673 Flat Rolled Products Not Clad	-	-	321 405	79 812

Tabel 22. Lanjutan  
Table Continued

Negara/Country		Ekspor/Export		Import/Import	
SITC	Komoditi/Commodity	Berat Bersih Net Weight (Kg)	Nilai FOB FOB Value (US\$)	Berat Bersih Net Weight (Kg)	Nilai CIF CIF Value (US\$)
(1)	(2)	(4)	(5)	(6)	(7)
691	Structures And Parts Of Iron,steel Or Aluminium	419 085	541 450	-	-
711	Steam And Other Vapour Generating Boilers And Parts	6 650	19 672	1 858	9 458
821	Furniture And Parts Thereof	2 669	8 380	-	-
884	Optical Goods,n.e.s	207	9 356	-	-
899	Other Miscellaneous Manufactured Articles,n.e.s	98	658	-	-
	Subtotal	12 227 247	4 139 089	323 263	89 270
Sierra Leone					
231	Natural Rubber Latex;natural Rubber And Similar Natural Gums	423 360	206 622	-	-
431	Animal And Vegetable Oil And Fat Processed And Wax Of Animal/veg.	200 000	76 000	-	-
694	Nails,screws,nuts,bolts,rivets In The Like Of Iron,steel/copper	215 836	63 955	-	-
821	Furniture And Parts Thereof	5 890	8 948	-	-
899	Other Miscellaneous Manufactured Articles,n.e.s	9 196	32 303	-	-
	Subtotal	854 282	387 828	-	-
Gabon					
848	Articles Of Apparel And Clothing Accessories Of Oth. Than Tex. Fab.	175 241	31 350	-	-
	Subtotal	175 241	31 350	-	-
Ivory Coast					
091	Margarine And Shortening	180 240	49 567	-	-
422	Fixed Vegetable Fats And Oils Solid,crude,refined/fractioned	4 999 300	1 243 776	-	-
431	Animal And Vegetable Oil And Fat Processed And Wax Of Animal/veg.	147 500	47 172	-	-
513	Carboxylic Acids,and Their Anhydrides,halides,peroxides	115 500	34 361	-	-
665	Glassware	201 195	44 538	-	-
759	Parts,n.e.s Of And Accessories For Machine Heading 751 Or 752	7 588	21 753	-	-
	Subtotal	5 651 323	1 441 167	-	-
Senegal					
422	Fixed Vegetable Fats And Oils Solid,crude,refined/fractioned	23 730 000	5 595 500	-	-
431	Animal And Vegetable Oil And Fat Processed And Wax Of Animal/veg.	49 500	17 303	-	-
513	Carboxylic Acids,and Their Anhydrides,halides,peroxides	82 500	31 020	-	-
	Subtotal	23 862 000	5 643 823	-	-
Mauritania					
062	Sugar Confectionery	63 609	77 809	-	-
073	Chocolate And Other Food Preparations Containing Cocoa N.e.s	36 000	19 420	-	-
641	Paper And Paperboard	1 419	1 724	-	-
884	Optical Goods,n.e.s	42	2 052	-	-
	Subtotal	101 070	101 005	-	-
Mali					
671	Pig Iron,spiegeleisen,sponge Iron,ferro-alloys	-	-	100 000	12 060
	Subtotal	-	-	100 000	12 060
Benin					
422	Fixed Vegetable Fats And Oils Solid,crude,refined/fractioned	1 575 000	315 000	-	-
554	Soap,cleansing And Polishing Preparation	23 040	20 600	-	-

Tabel 22. Lanjutan  
Table Continued

Negara/Country				Eksport/Export		Import/Import	
SITC	Komoditi/Commodity	Berat Bersih Net Weight (Kg)	Nilai FOB FOB Value (US\$)	Berat Bersih Net Weight (Kg)	Nilai CIF CIF Value (US\$)		
(1)	(2)	(3)	(4)	(5)	(6)	(7)	(8)
	Subtotal	1 598 040	335 600	-	-		
Burkina Faso							
562	Fertilizers,manufactured	-	-	5 600 000	249 200		
821	Furniture And Parts Thereof	21 188	31 130	-	-		
	Subtotal	21 188	31 130	5 600 000	249 200		
Gambia							
635	Wood Manufactures,n.e.s	85 808	73 156	-	-		
	Subtotal	85 808	73 156	-	-		
Seychelles							
893	Article,n.e.s Of Plastics	2 580	2 872	-	-		
	Subtotal	2 580	2 872	-	-		
Uganda							
848	Articles Of Apparel And Clothing Accessories Of Oth. Than Tex. Fab.	9 680	16 500	-	-		
	Subtotal	9 680	16 500	-	-		
Niger							
071	Coffee And Coffee Substitutes	60 150	130 283	-	-		
248	Wood, simply Worked And Railway Sleeper Of Wood	33 798	19 611	-	-		
635	Wood Manufactures,n.e.s	55 303	31 676	-	-		
	Subtotal	149 251	181 570	-	-		
Djibouti							
634	Veneers,plywood,improved Or Reconstituted Wood,worked,n.e.s	56 783	34 925	-	-		
665	Glassware	35 050	5 643	-	-		
	Subtotal	91 833	40 568	-	-		
St. Helena							
036	Crustaceans Moluscs And Aquatic Invertebrates	427	1 850	-	-		
634	Veneers,plywood,improved Or Reconstituted Wood,worked,n.e.s	208 240	107 497	-	-		
635	Wood Manufactures,n.e.s	302 262	116 327	-	-		
	Subtotal	510 929	225 674	-	-		
Sao Tome & Principe							
034	Fish,fresh,chilled Or Frozen	858 562	217 671	-	-		
665	Glassware	527	276	-	-		
	Subtotal	859 089	217 947	-	-		
Swaziland							
581	Tubes,pipes And Hoses Of Plastic	-	-	2 201	1 653		
665	Glassware	21 523	8 903	-	-		
725	Paper Mill And Pulp Mill Machinery,paper Cutting Machine	-	-	1 650	7 250		
728	Other Machine And Equipment Specialized For Particular Industry	-	-	49	429		
	Subtotal	21 523	8 903	3 900	9 332		
South Africa							
037	Fish,crustaceans,moluscs And Oth Aquatic Invert,prep Or Preserve	26 079	70 851	-	-		
048	Cereal Preparations And Preparations Of Flours/starch Of Fruit	243 982	68 543	-	-		
057	Fruit And Nut,fresh Or Dried	-	-	464 673	234 017		
061	Sugar,molasses And Honey	-	-	491 500	133 544		

Tabel 22. Lanjutan  
Table Continued

Negara/Country		Ekspor/Export		Impor/Import	
SITC	Komoditi/Commodity	Berat Bersih Net Weight (Kg)	Nilai FOB FOB Value (US\$)	Berat Bersih Net Weight (Kg)	Nilai CIF CIF Value (US\$)
(1)	(2)	(4)	(5)	(6)	(7)
071	Coffee And Coffee Substitutes	386 300	257 040	-	-
072	Cocoa	84 000	25 250	-	-
073	Chocolate And Other Food Preparations Containing Cocoa N.e.s	640	2 025	-	-
075	Spices	128 182	75 976	-	-
081	Feeding Stuff For Animals	1 000 000	81 369	-	-
091	Margarine And Shortening	498 300	158 782	-	-
231	Natural Rubber Latex;natural Rubber And Similar Natural Gums	4 873 859	2 860 682	-	-
248	Wood, simply Worked And Railway Sleeper Of Wood	1 767 300	886 314	-	-
251	Pulp And Waste Paper	-	-	367 547	206 078
278	Other Crude Minerals	-	-	30 836 128	598 176
287	Ores And Concentrates Of Base Metals,n.e.s	-	-	2 507	4 427
431	Animal And Vegetable Oil And Fat Processed And Wax Of Animal/veg.	1 811 427	642 563	-	-
512	Alcohols,phenols,phenol-alcohols And Their Halogenated	20 000	12 000	-	-
513	Carboxylic Acids,and Their Anhydrides,halides,peroxides	642 143	260 829	-	-
523	Metallic Salts And Peroxysalts	-	-	124 350	44 301
531	Synthetic Org.colouring Matter	60 000	55 200	-	-
532	Dyeing And Tanning Extracts,and Synthetic Tanning Materials	-	-	5 751 794	766 578
551	Essential Oils,perfume And Flavour Materials	11 785	236 836	-	-
575	Other Plastics In Primary Forms	-	-	115 000	67 480
591	Disinfectants,insecticides,fungicides,etc Put In Forms	4 938	60 952	-	-
598	Miscellaneous Chemical Products,n.e.s	-	-	62 110	196 906
634	Veneers,plywood,improved Or Reconstituted Wood,worked,n.e.s	3 698 722	1 775 754	-	-
635	Wood Manufactures,n.e.s	973 123	744 596	-	-
664	Glass	2 947 385	621 501	-	-
665	Glassware	1 069 017	308 063	-	-
671	Pig Iron,spiegeleisen,sponge Iron,ferro-alloys	-	-	447 756	217 845
679	Tubes,pipes,hollow Profile,pipe Fitting Of Iron Or Steel	-	-	22 409	6 375
684	Aluminium	-	-	30	4 822
686	Zinc	-	-	401 568	395 762
723	Civil Engineering And Contractor Plant And Equipment And Parts	-	-	5 744	3 329
728	Other Machine And Equipment Specialized For Particular Industry	-	-	4 420	22 020
741	Heating And Cooling Equipment And Parts Thereof,n.e.s	-	-	9	17
748	Transmission Shafts And Cranks	-	-	31	1 140
821	Furniture And Parts Thereof	11 391	18 985	-	-
848	Articles Of Apparel And Clothing Accessories Of Oth. Than Tex. Fab.	133 428	142 575	-	-
884	Optical Goods,n.e.s	2 773	268 295	-	-
896	Works Of Art,collectors Pieces And Antiques	-	-	200	927
	Subtotal	20 394 774	9 634 981	39 097 776	2 903 744
Zimbabwe					
121	Tobacco,unmanufactured;tobacco Refuse	-	-	357 219	234 818
513	Carboxylic Acids,and Their Anhydrides,halides,peroxides	65 713	18 876	-	-
665	Glassware	60 825	20 469	-	-
	Subtotal	126 538	39 345	357 219	234 818

Tabel 22. Lanjutan  
Table Continued

Negara/Country				Eksport/Export		Import/Import	
SITC	Komoditi/Commodity	Berat Bersih Net Weight (Kg)	Nilai FOB FOB Value (US\$)	Berat Bersih Net Weight (Kg)	Nilai CIF CIF Value (US\$)		
(1)	(2)	(3)	(4)	(5)	(6)	(7)	(8)
Zambia							
664	Glass	264 874	79 804	-	-		
	Subtotal	264 874	79 804	-	-		
Malawi							
664	Glass	16 704	5 320	-	-		
848	Articles Of Apparel And Clothing Accessories Of Oth. Than Tex. Fab.	8 234	12 075	-	-		
	Subtotal	24 938	17 395	-	-		
Comoros							
635	Wood Manufactures,n.e.s	86 063	72 910	-	-		
	Subtotal	86 063	72 910	-	-		
Mauritius							
034	Fish,fresh,chilled Or Frozen	922 091	257 575	-	-		
036	Crustaceans Molluscs And Aquatic Invertebrates	52 705	14 270	-	-		
048	Cereal Preparations And Preparations Of Flours/starch Of Fruit	6 384	3 994	-	-		
054	Vegetables,fresh Chilled,frozen Or Simply Preserved	3 665 333	392 854	-	-		
057	Fruit And Nut,fresh Or Dried	152 026	26 467	-	-		
062	Sugar Confectionery	41 847	50 558	-	-		
072	Cocoa	489 490	320 781	-	-		
073	Chocolate And Other Food Preparations Containing Cocoa N.e.s	110 348	75 735	-	-		
075	Spices	232 779	29 963	-	-		
292	Crude Vegetable Materials,n.e.s	2 156	374	-	-		
522	Inorganic Chemical Elements,oxides And Halogen Salts	413 412	24 071	-	-		
554	Soap,cleansing And Polishing Preparation	231 713	74 611	-	-		
598	Miscellaneous Chemical Products,n.e.s	-	-	16 000	6 400		
634	Veneers,plywood,improved Or Reconstituted Wood,worked,n.e.s	3 380 190	1 740 986	-	-		
635	Wood Manufactures,n.e.s	58 702	45 197	-	-		
658	Made-up Articles,wholly Or Chiefly Of Textile Materials N.e.s	440 395	187 495	-	-		
664	Glass	320 232	67 038	-	-		
665	Glassware	966 385	272 657	-	-		
793	Ships,boats And Floating Structures	-	-	22 000 000	8 081 640		
	Subtotal	11 486 188	3 584 626	22 016 000	8 088 040		
Zaire							
635	Wood Manufactures,n.e.s	320 197	207 379	-	-		
	Subtotal	320 197	207 379	-	-		
British Virgin Islands							
231	Natural Rubber Latex;natural Rubber And Similar Natural Gums	100 800	48 888	-	-		
727	Food-processing Machines And Parts Thereof,n.e.s	-	-	5 533	4 629		
	Subtotal	100 800	48 888	5 533	4 629		
Africa, Other							
071	Coffee And Coffee Substitutes	18 000	30 870	-	-		
	Subtotal	18 000	30 870	-	-		
Australia							
001	Live Animals Other Than Fish	-	-	20 000 000	3 716 664		
022	Milk And Cream And Milk Products Other Than Butter Or ...	-	-	43 842	57 563		

Tabel 22. Lanjutan  
Table Continued

Negara/Country		Ekspor/Export		Import/Import	
SITC	Komoditi/Commodity	Berat Bersih Net Weight (Kg)	Nilai FOB FOB Value (US\$)	Berat Bersih Net Weight (Kg)	Nilai CIF CIF Value (US\$)
(1)	(2)	(4)	(5)	(6)	(7)
	Cheese				
034	Fish,fresh,chilled Or Frozen	1 362	7 009	-	-
035	Fish,dried Salted Or In Brine;smoked Fish	1 120	6 300	-	-
036	Crustaceans Molluscs And Aquatic Invertebrates	566 488	968 444	-	-
046	Meal And Flour Of Wheat And Flour Of Meslin	-	-	35 122 494	5 878 582
047	Other Cereal Meals And Flours	-	-	2 020 000	380 757
048	Cereal Preparations And Preparations Of Flours/starch Of Fruit	93 673	106 935	-	-
054	Vegetables,fresh Chilled,frozen Or Simply Preserved	-	-	40 000	12 060
057	Fruit And Nut,fresh Or Dried	15 896 149	23 506 463	2 235 349	1 257 080
061	Sugar,molasses And Honey	-	-	511 950	96 359
062	Sugar Confectionery	22 400	29 499	210 468	78 270
071	Coffee And Coffee Substitutes	445 822	629 090	-	-
073	Chocolate And Other Food Preparations Containing Cocoa N.e.s	-	-	77 041	154 446
074	Tea And Mate	281 650	289 450	-	-
075	Spices	106 580	78 470	-	-
081	Feeding Stuff For Animals	-	-	2 026 654	595 809
091	Margarine And Shortening	80 384	25 722	-	-
098	Edible Product And Preparations	-	-	10 826	4 280
211	Hides And Skins,raw	-	-	1	29
231	Natural Rubber Latex;natural Rubber And Similar Natural Gums	15 372 594	7 097 679	-	-
232	Synthetic Rubber Latex;synthetic Rubber And Reclaimed Rubber	-	-	14 400	24 480
245	Fuel Wood And Wood Charcoal	97 472	30 889	-	-
246	Wood In Chips Or Particles And Waste	150 000	2 250	-	-
248	Wood, simply Worked And Railway Sleeper Of Wood	3 344 010	1 673 080	85 544	81 013
269	Old Clothing And Other Old Textile Articles;rags	3 259	4 168	-	-
272	Fertilizers,crude	-	-	23 779 684	4 743 459
274	Sulphur & Unroasted Iron Pyrites	-	-	10 333 158	288 555
278	Other Crude Minerals	-	-	21 239	3 926
282	Waste And Scrap Metal Of Iron Or Steel	-	-	10 012 820	908 158
285	Aluminium Ores And Concentrates	-	-	62 101 574	12 950 527
288	Non-ferrous Base Metal Waste And Scrap, N.e.s.	-	-	514 927	678 048
292	Crude Vegetable Materials,n.e.s	10 600	129 596	83 842	29 001
334	Petroleum Products,refined	-	-	159 917	166 592
335	Residual Petroleum Products,nes And Related Materials	-	-	145 472	35 312
431	Animal And Vegetable Oil And Fat Processed And Wax Of Animal/veg.	49 500	23 189	-	-
512	Alcohols,phenols,phenol-alcohols And Their Halogenated	672 000	442 646	-	-
513	Carboxylic Acids,and Their Anhydrides,halides,peroxides	338 802	165 747	1	1
522	Inorganic Chemical Elements,oxides And Halogen Salts	-	-	1 147 312	412 409
523	Metallic Salts And Peroxysalts	-	-	442 700	39 163
531	Synthetic Org.colouring Matter	-	-	3	281
533	Pigments,paints,varnishes And Related Materials	-	-	380	5 064
551	Essential Oils,perfume And Flavour Materials	28 704	32 262	-	-
554	Soap,cleansing And Polishing Preparation	-	-	31 722	173 583
562	Fertilizers,manufactured	-	-	5 000 000	630 000
575	Other Plastics In Primary Forms	-	-	79 933	62 632

Tabel 22. Lanjutan  
Table Continued

Negara/Country		Ekspor/Export		Import/Import	
SITC	Komoditi/Commodity	Berat Bersih Net Weight (Kg)	Nilai FOB FOB Value (US\$)	Berat Bersih Net Weight (Kg)	Nilai CIF CIF Value (US\$)
(1)	(2)	(4)	(5)	(6)	(7)
581	Tubes,pipes And Hoses Of Plastic	-	-	1 018	10 922
583	Monofilament,rods,of Plastics	-	-	24 307	28 025
592	Starches,inulin And Wheat Gluten Albuminoidal Substances;glues	-	-	210 084	90 885
597	Additive For Mineral Oils	-	-	15 729	17 644
598	Miscellaneous Chemical Products,n.e.s	449 704	319 226	237 349	160 212
611	Leather	-	-	14	452
621	Materials Of Rubber	-	-	7 569	2 200
625	Rubber Tyre,tyre Cases,tyre Treads,inner Tubes And Tyre Flaps	306 214	538 472	218	86
634	Veneers,plywood,improved Or Reconstituted Wood,worked,n.e.s	1 825 830	966 609	-	-
635	Wood Manufactures,n.e.s	2 083 117	1 532 527	-	-
641	Paper And Paperboard	18 163	18 868	377 859	181 185
642	Paper And Paperboard Cut To Size Or Shape And Articles Of Paper	168 490	105 035	1 243	6 543
653	Fabrics,woven,of Man-made Fibres	19 600	15 908	-	-
657	Special Yarns,textile Fabrics	790	4 200	-	-
658	Made-up Articles,wholly Or Chiefly Of Textile Materials N.e.s	1 000 000	72 000	-	-
662	Clay Construction Materials And Refractory Construction Materials	-	-	373 790	101 112
663	Mineral Manufactures,n.e.s	6 295	47 267	68 343	103 076
664	Glass	168 102	52 706	-	-
665	Glassware	580 465	119 546	-	-
666	Pottery	-	-	39 993	5 419
671	Pig Iron,spiegeleisen,sponge Iron,ferro-alloys	-	-	919 366	411 828
672	Ingots And Other Primary Forms,of Iron Or Steel	-	-	212 525	165 638
673	Flat Rolled Products Not Clad	-	-	130 294	23 645
675	Flat Rolled Product,alloy Steel	-	-	605 220	44 714
676	Iron And Steel Bar,rods,angels,shaped And Sections	-	-	6 147	8 366
679	Tubes,pipes,hollow Profile,pipe Fitting Of Iron Or Steel	-	-	9 796	13 955
683	Nickel	-	-	4 513	1 344
684	Aluminium	290	1 450	397 433	570 017
686	Zinc	-	-	761 611	466 367
691	Structures And Parts Of Iron,steel Or Aluminium	1 544 407	3 580 732	3 677	19 421
694	Nails,screws,nuts,bolts,rivets In The Like Of Iron,steel/copper	-	-	22 998	5 033
695	Tools For Use In The Hand Or In Machines	-	-	4 005	1 860
699	Manufactures Of Base Metal N.e.s	126 015	114 989	18 100	13 686
713	Internal Combustion Piston Engines And Parts	-	-	132	503
716	Rotating Electric Plant And Parts Thereof,n.e.s	-	-	590	199
722	Tractors	2 998	12 615	-	-
723	Civil Engineering And Contractor Plant And Equipment And Parts	-	-	79	2 039
725	Paper Mill And Pulp Mill Machinery,paper Cutting Machine	-	-	20	7 674
726	Printing And Bookbinding Machinery And Parts Thereof,n.e.s	-	-	24 036	11 468
727	Food-processing Machines And Parts Thereof,n.e.s	-	-	360 747	2 291 168
728	Other Machine And Equipment Specialized For Particular Industry	671 115	598 862	59 605	118 250
741	Heating And Cooling Equipment And Parts Thereof,n.e.s	-	-	4 424	40 583
742	Pumps For Liquid And Parts	-	-	52 779	77 547

Tabel 22. Lanjutan  
Table Continued

Negara/Country		Ekspor/Export		Import/Import	
SITC	Komoditi/Commodity	Berat Bersih Net Weight (Kg)	Nilai FOB FOB Value (US\$)	Berat Bersih Net Weight (Kg)	Nilai CIF CIF Value (US\$)
(1)	(2)	(4)	(5)	(6)	(7)
743	Pumps And Compressors;fans & Blowers;centrifuges And Parts	-	-	117 835	98 504
744	Mechanical Handling Equipment And Parts Thereof,n.e.s	-	-	4	153
745	Other Non-electical Machinery,tools And Mechanical Apparatus	-	-	15 188	72 748
746	Ball Or Roller Bearing	-	-	197	305
747	Taps,cocks,valves For Pipes	-	-	60 004	102 148
748	Transmission Shafts And Cranks	-	-	34	1 185
749	Non-electric Parts And Accessories Of Machinery,n.e.s	-	-	41 881	215 487
752	Automatic Data Processing Machines And Units Thereof	1 668	83 076	22	544
763	Sound Recorders Or Reproducers	573	263	-	-
764	Telecommunication Equipment N.e.s And Parts	-	-	3 696	7 961
771	Electric Power Machinery & Parts	-	-	22	430
772	Electrical Apparatus For Making And Breaking Electrical Circuit	-	-	15	1 285
778	Electrical Machinery And Apparatus,n.e.s	-	-	283	416
784	Parts And Accessories,n.e.s Of The Motor Vehicles	355	14 015	11	77
793	Ships,boats And Floating Structures	-	-	37 500	14 387
821	Furniture And Parts Thereof	399 212	397 465	3 130	3 428
841	Men's Coats,jacket,not Knitted	107	53	-	-
845	Articles Of Apparel, Nes	4 687	9 387	-	-
848	Articles Of Apparel And Clothing Accessories Of Oth. Than Tex. Fab.	346 167	513 083	23 873	3 738
851	Footwear	11 240	364 347	-	-
874	Measuring, Checking, Analysing And Controlling Instrument And App.	-	-	27	474
884	Optical Goods,n.e.s	7 222	362 425	4 870	2 880
892	Printed Matter	-	-	6	68
893	Article,n.e.s Of Plastics	6 482	9 966	6 241	204 311
895	Office And Stationery Supplies N.e.s	-	-	78	1 808
899	Other Miscellaneous Manufactured Articles,n.e.s	108 176	124 176	388	93
921	Export For Pebt	13 425	6 175	-	-
	Subtotal	47 433 478	45 234 331	181 524 171	39 199 599
New Zealand					
048	Cereal Preparations And Preparations Of Flours/starch Of Fruit	112 430	57 856	-	-
054	Vegetables,fresh Chilled,frozen Or Simply Preserved	-	-	2 825 841	828 940
057	Fruit And Nut,fresh Or Dried	-	-	173 901	86 631
062	Sugar Confectionery	114 401	114 069	-	-
071	Coffee And Coffee Substitutes	387 854	726 168	-	-
073	Chocolate And Other Food Preparations Containing Cocoa N.e.s	12 453	20 277	-	-
074	Tea And Mate	469 908	430 028	-	-
081	Feeding Stuff For Animals	16 500	1 296	13 075 920	3 091 283
091	Margarine And Shortening	1 264 250	394 480	-	-
231	Natural Rubber Latex;natural Rubber And Similar Natural Gums	10 565 840	5 674 648	-	-
245	Fuel Wood And Wood Charcoal	650 974	78 815	-	-
248	Wood,Simply Worked And Railway Sleeper Of Wood	217 848	145 586	231 158	64 034
269	Old Clothing And Other Old Textile Articles;rags	390	2 135	-	-
288	Non-ferrous Base Metal Waste And Scrap, N.e.s.	-	-	37 760	53 808



Tabel 22. Lanjutan  
Table Continued

Negara/Country		Ekspor/Export		Impor/Import	
SITC	Komoditi/Commodity	Berat Bersih Net Weight (Kg)	Nilai FOB FOB Value (US\$)	Berat Bersih Net Weight (Kg)	Nilai CIF CIF Value (US\$)
(1)	(2)	(4)	(5)	(6)	(7)
422	Fixed Vegetable Fats And Oils Solid,crude,refined/fractioned	7 075 000	1 970 500	-	-
431	Animal And Vegetable Oil And Fat Processed And Wax Of Animal/veg.	275 000	123 750	-	-
513	Carboxylic Acids,and Their Anhydrides,halides,peroxides	33 000	14 090	-	-
592	Starches,inulin And Wheat Gluten Albuminoidal Substances:glues	-	-	308 800	148 608
625	Rubber Tyre,tyre Cases,tyre Treads,inner Tubes And Tyre Flaps	100 460	192 532	-	-
634	Veneers,plywood,improved Or Reconstituted Wood,worked,n.e.s	504 307	446 133	-	-
635	Wood Manufactures,n.e.s	3 711 844	3 169 524	-	-
642	Paper And Paperboard Cut To Size Or Shape And Articles Of Paper	28 371	17 764	-	-
656	Tulle,lace,embroidery,ribbons,trimmings And Other Small Wares	21 644	25 891	-	-
664	Glass	39 960	12 465	-	-
665	Glassware	105 976	33 263	-	-
721	Agricultural Machinery And Parts	16 000	10 000	520	11 240
821	Furniture And Parts Thereof	67 121	113 487	-	-
842	Women's Coats,jacket,not Knitted	1 655	3 368	-	-
848	Articles Of Apparel And Clothing Accessories Of Oth. Than Tex. Fab.	92 299	222 453	-	-
884	Optical Goods,n.e.s	1 736	103 040	-	-
899	Other Miscellaneous Manufactured Articles,n.e.s	340 792	613 209	-	-
	Subtotal	26 228 013	14 716 827	16 653 900	4 284 544
Fd Sts Of Micronesia					
634	Veneers,plywood,improved Or Reconstituted Wood,worked,n.e.s	56 687	27 276	-	-
	Subtotal	56 687	27 276	-	-
Guam					
634	Veneers,plywood,improved Or Reconstituted Wood,worked,n.e.s	277 070	272 172	-	-
	Subtotal	277 070	272 172	-	-
Nauru					
057	Fruit And Nut,fresh Or Dried	1 828 000	664 209	-	-
	Subtotal	1 828 000	664 209	-	-
New Caledonia					
635	Wood Manufactures,n.e.s	50 647	39 726	-	-
691	Structures And Parts Of Iron,steel Or Aluminium	77 093	39 544	-	-
	Subtotal	127 740	79 270	-	-
231	Natural Rubber Latex;natural Rubber And Similar Natural Gums	43 283	38 035	-	-
	Subtotal	43 283	38 035	-	-
American Samoa					
562	Fertilizers,manufactured	-	-	79 800	19 950
714	Engines And Motors,non-electric,parts N.e.s	-	-	969	5 872
	Subtotal	-	-	80 769	25 822
Cook Islands					
075	Spices	1 200	1 020	-	-
231	Natural Rubber Latex;natural Rubber And Similar Natural	282 240	171 556	-	-

Tabel 22. Lanjutan  
Table Continued

Negara/Country		Ekspor/Export		Import/Import		
SITC	Komoditi/Commodity	Berat Bersih Net Weight (Kg)	Nilai FOB FOB Value (US\$)	Berat Bersih Net Weight (Kg)	Nilai CIF CIF Value (US\$)	
(1)	(2)	(4)	(5)	(6)	(7)	
	Gums					
	Subtotal	283 440	172 576	-	-	
Fiji						
048	Cereal Preparations And Preparations Of Flours/starch Of Fruit	45 910	13 951	-	-	
062	Sugar Confectionery	60 001	59 790	-	-	
071	Coffee And Coffee Substitutes	7 817	16 998	-	-	
074	Tea And Mate	41 360	52 224	-	-	
554	Soap,cleansing And Polishing Preparation	205 610	76 611	-	-	
651	Tetile Yarn	134	4 972	-	-	
657	Special Yarns,textile Fabrics	568	530	-	-	
894	Baby Carriages,toys,games And Sporting Goods	-	-	3 635	1 484	
	Subtotal	361 400	225 076	3 635	1 484	
Marshall Islands						
036	Crustaceans Moluscs And Aquatic Invertebrates	24 490	27 902	-	-	
	Subtotal	24 490	27 902	-	-	
Christmas Islands						
272	Fertilizers,crude	-	-	83	260	
	Subtotal	-	-	83	260	
Cocos (killing) IInd						
248	Wood, simply Worked And Railway Sleeper Of Wood	90 327	47 549	-	-	
635	Wood Manufactures,n.e.s	33 650	19 536	-	-	
821	Furniture And Parts Thereof	15 663	15 051	-	-	
	Subtotal	139 640	82 136	-	-	
Tokelau						
231	Natural Rubber Latex;natural Rubber And Similar Natural Gums	20 160	11 995	-	-	
431	Animal And Vegetable Oil And Fat Processed And Wax Of Animal/veg.	100 000	38 700	-	-	
	Subtotal	120 160	50 695	-	-	
	048	Cereal Preparations And Preparations Of Flours/starch Of Fruit	1 598	556	-	-
	771	Electric Power Machinery & Parts	83 436	65 341	-	-
	Subtotal	85 034	65 897	-	-	
United States						
034	Fish,fresh,chilled Or Frozen	359 517	816 107	-	-	
036	Crustaceans Moluscs And Aquatic Invertebrates	1 629 061	3 568 147	-	-	
037	Fish,crustaceans,moluscs And Oth Aquatic Invert,prep Or Preserve	1 048 644	3 305 177	-	-	
046	Meal And Flour Of Wheat And Flour Of Meslin	-	-	1 816 025	362 891	
048	Cereal Preparations And Preparations Of Flours/starch Of Fruit	-	-	41 482	14 884	
054	Vegetables,fresh Chilled,frozen Or Simply Preserved	-	-	1 187 179	343 583	
057	Fruit And Nut,fresh Or Dried	14 879 790	21 899 057	2 649 739	1 391 656	
058	Fruit,preserved And Fruit Preparations	205 230	94 204	32 631	8 841	
071	Coffee And Coffee Substitutes	2 221 660	1 709 614	259 815	42 984	
072	Cocoa	2 635 722	1 881 996	-	-	
074	Tea And Mate	262 544	236 440	-	-	
075	Spices	380 819	290 378	85 282	32 981	
081	Feeding Stuff For Animals	-	-	27 156 722	6 179 985	

Tabel 22. Lanjutan  
Table Continued

Negara/Country		Ekspor/Export		Import/Import	
SITC	Komoditi/Commodity	Berat Bersih Net Weight (Kg)	Nilai FOB FOB Value (US\$)	Berat Bersih Net Weight (Kg)	Nilai CIF CIF Value (US\$)
(1)	(2)	(4)	(5)	(6)	(7)
091	Margarine And Shortening	2 551	945	-	-
098	Edible Product And Preparations	-	-	52 567	89 019
111	Non-alcoholic Beverages,n.e.s	500	2 250	-	-
121	Tobacco,unmanufactured;tobacco Refuse	39 998	28 749	40 653	88 429
122	Tobacco,manufactured	139 143	426 817	290	2 321
222	Oil Seeds Use For Extraction Of Soft Fixed Vegetable Oils	-	-	394 219	88 231
231	Natural Rubber Latex;natural Rubber And Similar Natural Gums	9 563 086	5 313 207	166 416	85 165
232	Synthetic Rubber Latex;synthetic Rubber And Reclaimed Rubber	85 680	53 379	612 104	910 264
245	Fuel Wood And Wood Charcoal	150 000	22 500	-	-
247	Wood In The Rough Or Roughly Squared	-	-	4 600	1 212
248	Wood, simply Worked And Railway Sleeper Of Wood	4 498 635	2 274 858	104 392	41 770
251	Pulp And Waste Paper	-	-	28 700	71 263
269	Old Clothing And Other Old Textile Articles;rags	2 998	3 937	-	-
272	Fertilizers,crude	-	-	24 538 586	1 783 536
273	Stone,sand And Gravel	-	-	151 000	1 499 999
278	Other Crude Minerals	-	-	4 792 022	340 460
291	Crude Animal Materials,n.e.s	-	-	125	237
292	Crude Vegetable Materials,n.e.s	63 461	184 990	60	16 873
334	Petroleum Products,refined	-	-	59 200	63 476
335	Residual Petroleum Products,nes And Related Materials	-	-	10 020 936	2 208 443
411	Animal Oils And Fats	3 850	18 287	-	-
422	Fixed Vegetable Fats And Oils Solid,crude,refined/fractioned	11 569 000	3 000 270	-	-
431	Animal And Vegetable Oil And Fat Processed And Wax Of Animal/veg.	4 178 443	1 073 205	10 252	7 293
511	Hydrocarbon,n.e.s And Their Halogenated,nitrated Derivatives	-	-	101 000	9 630
512	Alcohols,phenols,phenol-alcohols And Their Halogenated	422 401	346 221	119 586	198 867
513	Carboxylic Acids,and Their Anhydrides,halides,peroxides	1 142 793	460 546	48 800	27 806
514	Nitrogen-function Compounds	30 000	22 913	352 270	433 999
515	Organo-inorganic And Heterocyclic Compounds	-	-	551 898	1 881 808
516	Other Organic Chemicals	-	-	22 846	56 964
522	Inorganic Chemical Elements,oxides And Halogen Salts	100 200	12 466	589 230	236 515
523	Metallic Salts And Peroxysalts	-	-	2 042 657	538 000
531	Synthetic Org.colouring Matter	-	-	1 580	10 123
532	Dyeing And Tanning Extracts,and Synthetic Tanning Materials	-	-	15 000	12 600
533	Pigments,paints, varnishes And Related Materials	-	-	9 871	15 501
551	Essential Oils,perfume And Flavour Materials	259 200	1 927 564	4 090	36 929
553	Perfumery,cosmetics And Toilet Preparations	100	8 421	-	-
554	Soap,cleansing And Polishing Preparation	-	-	110 796	126 965
562	Fertilizers,manufactured	-	-	4 152 396	241 753
571	Polymers Of Ethylene,primary Forms	-	-	290 641	195 248
574	Poliacetals,polycarbon,primary	-	-	50 280	23 319
575	Other Plastics In Primary Forms	-	-	559 468	679 039
581	Tubes,pipes And Hoses Of Plastic	-	-	9 237	6 746
582	Plates,sheets,film Of Plastics	-	-	152	140
591	Disinfectants,insecticides,fungicides,etc Put In Forms	-	-	114 124	107 321
592	Starches,inulin And Wheat Gluten Albuminoidal	-	-	399 392	248 800

Tabel 22. Lanjutan  
Table Continued

Negara/Country		Ekspor/Export		Import/Import	
SITC	Komoditi/Commodity	Berat Bersih Net Weight (Kg)	Nilai FOB FOB Value (US\$)	Berat Bersih Net Weight (Kg)	Nilai CIF CIF Value (US\$)
(1)	(2)	(4)	(5)	(6)	(7)
	Substances:glues				
593	Explosives And Pyrotechnic Products	-	-	19 000	16 230
597	Additive For Mineral Oils	-	-	2 641 768	848 024
598	Miscellaneous Chemical Products,n.e.s	566 069	523 638	1 215 036	1 125 219
611	Leather	5 415	378 044	-	-
612	Manufactures Of Leather Or Composition Leather N.e.s	-	-	2 381	58 737
621	Materials Of Rubber	-	-	80 064	48 992
625	Rubber Tyre,tyre Cases,tyre Treads,inner Tubes And Tyre Flaps	447 637	800 747	303 377	127 600
629	Articles Of Rubber,n.e.s	17 985	32 180	409 202	669 763
634	Veneers,plywood,improved Or Reconstituted Wood,worked,n.e.s	1 746 413	617 092	-	-
635	Wood Manufactures,n.e.s	3 437 182	2 230 282	-	-
641	Paper And Paperboard	897	678	504 865	504 633
642	Paper And Paperboard Cut To Size Or Shape And Articles Of Paper	106 475	164 852	45 039	190 078
651	Tetile Yarn	-	-	252 511	637 517
656	Tulle,lace,embroidery,ribbons,trimmings And Other Small Wares	-	-	10 586	9 262
657	Special Yarns,textile Fabrics	5 922	20 613	20 056	24 884
658	Made-up Articles,wholly Or Chiefly Of Textile Materials N.e.s	11	13	19 720	7 267
662	Clay Construction Materials And Refactory Construction Materials	-	-	345 950	251 996
663	Mineral Manufactures,n.e.s	-	-	2 049 218	362 831
664	Glass	742 524	199 579	239 621	44 013
665	Glassware	458 366	206 543	-	-
671	Pig Iron,spiegeleisen,sponge Iron,ferro-alloys	-	-	120 200	61 168
673	Flat Rolled Products Not Clad	-	-	402 488	94 745
676	Iron And Steel Bar,rods,angles,shaped And Sections	-	-	728 242	165 826
679	Tubes,pipes,hollow Profile,pipe Fitting Of Iron Or Steel	9 093 493	2 614 391	268 033	387 220
682	Copper	-	-	4 752	2 472
684	Aluminium	-	-	61 500	21 168
686	Zinc	-	-	923 753	661 264
692	Metal Containers For Storage And Transport	-	-	121 523	41 841
693	Wire Product And Fencing Grills	118 800	9 060	183 365	74 085
694	Nails,screws,nuts,bolts,rivets In The Like Of Iron,steel/copper	484 892	115 856	484 736	152 944
695	Tools For Use In The Hand Or In Machines	-	-	1 148 931	643 089
696	Cutlery	5 403	26 673	-	-
697	Household Equipment Of Base Metal,n.e.s	46 513	95 557	82	53
699	Manufactures Of Base Metal N.e.s	1 612 185	416 663	186 072	83 133
711	Steam And Other Vapour Generating Boilers And Parts	-	-	210 650	530 925
712	Steam Or Oth Gen.boilers & Parts	-	-	12 341	192 883
713	Internal Combustion Piston Engines And Parts	-	-	720 142	361 712
714	Engines And Motors,non-electric,parts N.e.s	-	-	570	18 690
716	Rotating Electric Plant And Parts Thereof,n.e.s	-	-	86 447	63 249
718	Other Power Generating Machinery And Parts Thereof,n.e.s	-	-	197	2 405
721	Agricultural Machinery And Parts	-	-	17 068	94 388
722	Tractors	-	-	329	4 002
723	Civil Engineering And Contractor Plant And Equipment And Parts	-	-	421 413	6 107 484

Tabel 22. Lanjutan  
Table Continued

Negara/Country		Ekspor/Export		Impor/Import	
SITC	Komoditi/Commodity	Berat Bersih Net Weight (Kg)	Nilai FOB FOB Value (US\$)	Berat Bersih Net Weight (Kg)	Nilai CIF CIF Value (US\$)
(1)	(2)	(4)	(5)	(6)	(7)
724	Textile And Leather Machinery,and Parts Thereof,n.e.s	-	-	32 200	3 494
725	Paper Mill And Pulp Mill Machinery,paper Cutting Machine	72 611	101 417	3 033	16 482
727	Food-processing Machines And Parts Thereof,n.e.s	-	-	175 755	408 031
728	Other Machine And Equipment Specialized For Particular Industry	1 004 267	662 530	321 226	1 408 385
731	Machine-tools By Removing Metal	-	-	13 557	6 030
735	Part,nes For Machine Tools	-	-	1 649	17 360
737	Metal Working Machinery And Part	-	-	666 480	1 825 569
741	Heating And Cooling Equipment And Parts Thereof,n.e.s	-	-	174 407	536 356
742	Pumps For Liquid And Parts	-	-	188 312	653 406
743	Pumps And Compressors;fans & Blowers;centrifuges And Parts	-	-	385 601	1 412 396
744	Mechanical Handling Equipment And Parts Thereof,n.e.s	-	-	17 047	219 575
745	Other Non-electical Machinery,tools And Mechanical Apparatus	-	-	306	2 290
746	Ball Or Roller Bearing	-	-	434 272	249 897
747	Taps,cocks,valves For Pipes	-	-	158 651	638 409
748	Transmission Shafts And Cranks	-	-	537 434	691 711
749	Non-electric Parts And Accessories Of Machinery,n.e.s	-	-	33 016	123 339
751	Office Machines	-	-	8	62
752	Automatic Data Processing Machines And Units Thereof	-	-	695	16 724
759	Parts,n.e.s Of And Accessories For Machine Heading 751 Or 752	-	-	1 991	4 894
771	Electric Power Machinery & Parts	168	5 037	2 061	100 196
772	Electrical Apparatus For Making And Breaking Electrical Circuit	-	-	32 487	493 224
773	Equipment For Distributing Electricity	-	-	12 416	24 785
774	Electric Apparatus For Medical Purpose & Radiological Apparatus	-	-	188	1 417
775	Household Type,electrical And Non-electrical Equipment,n.e.s	-	-	66 674	52 687
776	Thermionic,cold Cathode And Photo-cathode Valves And Tubes	-	-	137 525	164 981
778	Electrical Machinery And Apparatus,n.e.s	66 112	110 209	783 692	759 983
782	Motor Vehicle For The Transport Of Goods	-	-	817 906	442 894
784	Parts And Accessories,n.e.s Of The Motor Vehicles	-	-	57 971	39 911
786	Trailer And Other-vehicle,not Motorized	-	-	15 899	26 198
812	Sanitary,plumbing,heating And Lighting Fixtures And Fittings	-	-	21 900	7 000
813	Lighting Fixtures And Fittings	130 672	265 078	-	-
821	Furniture And Parts Thereof	2 180 276	1 618 999	14 372	9 147
841	Men's Coats,jacket,not Knitted	13 480	88 326	-	-
842	Women's Coats,jacket,not Knitted	17 468	101 996	-	-
844	Women's Coats, Jacket, Knitted	17 109	216 994	-	-
845	Articles Of Apparel, Nes	1 976	4 092	-	-
848	Articles Of Apparel And Clothing Accessories Of Oth. Than Tex. Fab.	454 262	801 416	347	284
851	Footwear	22 853	88 660	2 924	48 683
872	Medical Instruments And Appliances, Nes	7 300	18 000	147 019	87 763
873	Meters And Counters, Nes	-	-	602	109 092
874	Measuring, Checking, Analysing And Controlling Instrument And App.	-	-	46 505	350 121
884	Optical Goods,n.e.s	40 122	1 805 304	58	1 092

Tabel 22. Lanjutan  
Table Continued

Negara/Country		Ekspor/Export		Import/Import	
SITC	Komoditi/Commodity	Berat Bersih Net Weight (Kg)	Nilai FOB FOB Value (US\$)	Berat Bersih Net Weight (Kg)	Nilai CIF CIF Value (US\$)
(1)	(2)	(4)	(5)	(6)	(7)
885	Watches And Clocks	-	-	9 625	31 545
892	Printed Matter	-	-	35 955	110 724
893	Article,n.e.s Of Plastics	-	-	11 735	12 136
894	Baby Carriages,toys,games And Sporting Goods	33 987	5 476	-	-
895	Office And Stationery Supplies N.e.s	2 395	2 260	91 851	35 657
896	Works Of Art,collectors Pieces And Antiques	-	-	5 612	10 900
899	Other Miscellaneous Manufactured Articles,n.e.s	164 672	515 098	148 008	61 904
921	Export For Pebt	7 280	14 665	-	-
	Subtotal	79 008 221	63 860 663	103 620 511	46 672 395
Canada					
036	Crustaceans Moluscs And Aquatic Invertebrates	970 616	9 207 900	-	-
037	Fish,crustaceans,moluscs And Oth Aquatic Invert,prep Or Preserve	761 156	2 167 687	-	-
054	Vegetables,fresh Chilled,frozen Or Simply Preserved	36 677	4 450	-	-
056	Vegetables,roots And Tubers,prepared Or Preserved N.e.s	-	-	52 104	17 437
071	Coffee And Coffee Substitutes	12 365 981	20 977 461	-	-
074	Tea And Mate	217 860	188 607	-	-
075	Spices	4 797 031	2 532 057	34 619	14 378
081	Feeding Stuff For Animals	-	-	12 169 248	3 007 565
121	Tobacco,unmanufactured;tobacco Refuse	-	-	6 108	9 822
222	Oil Seeds Use For Extraction Of Soft Fixed Vegetable Oils	-	-	39 800	10 050
231	Natural Rubber Latex;natural Rubber And Similar Natural Gums	104 791 423	57 912 004	-	-
248	Wood,Simply Worked And Railway Sleeper Of Wood	253 171	169 640	-	-
251	Pulp And Waste Paper	-	-	637 655	290 007
269	Old Clothing And Other Old Textile Articles;rags	1 283	2 007	-	-
278	Other Crude Minerals	-	-	1 562 775	800 029
431	Animal And Vegetable Oil And Fat Processed And Wax Of Animal/veg.	225 380	87 506	-	-
512	Alcohols,phenols,phenol-alcohols And Their Halogenated	327 000	284 435	-	-
513	Carboxylic Acids,and Their Anhydrides,halides,peroxides	418 032	174 058	-	-
514	Nitrogen-function Compounds	-	-	24 000	16 800
515	Organo-inorganic And Heterocyclic Compounds	-	-	858	2 050
516	Other Organic Chemicals	750	2 337	-	-
522	Inorganic Chemical Elements,oxides And Halogen Salts	-	-	137 878	15 094
562	Fertilizers,manufactured	-	-	6 051 628	804 848
621	Materials Of Rubber	-	-	20	178
625	Rubber Tyre,tyre Cases,tyre Treads,inner Tubes And Tyre Flaps	-	-	23	2 091
629	Articles Of Rubber,n.e.s	-	-	79	107
634	Veneers,plywood,improved Or Reconstituted Wood,worked,n.e.s	2 857 914	1 275 907	-	-
635	Wood Manufactures,n.e.s	4 887 066	4 022 469	-	-
651	Tetile Yarn	-	-	206 777	735 340
653	Fabrics,woven,of Man-made Fibres	12 429	7 656	-	-
657	Special Yarns,textile Fabrics	151 631	242 530	-	-
658	Made-up Articles,wholly Or Chiefly Of Textile Materials N.e.s	504	655	-	-
663	Mineral Manufactures,n.e.s	-	-	64	356
665	Glassware	1 627 028	720 403	-	-

Tabel 22. Lanjutan  
Table Continued

Negara/Country		Ekspor/Export		Import/Import	
SITC	Komoditi/Commodity	Berat Bersih Net Weight (Kg)	Nilai FOB FOB Value (US\$)	Berat Bersih Net Weight (Kg)	Nilai CIF CIF Value (US\$)
(1)	(2)	(4)	(5)	(6)	(7)
685	Lead	-	-	5 267	5 182
686	Zinc	-	-	1 919 991	1 471 880
694	Nails,screws,nuts,bolts,rivets In The Like Of Iron,steel/copper	-	-	57	1 320
695	Tools For Use In The Hand Or In Machines	26 000	10 660	26	726
697	Household Equipment Of Base Metal,n.e.s	987 646	440 192	-	-
711	Steam And Other Vapour Generating Boilers And Parts	-	-	19 992	5 980
718	Other Power Generating Machinery And Parts Thereof,n.e.s	-	-	1 298	16 962
723	Civil Engineering And Contractor Plant And Equipment And Parts	-	-	1 159	29 074
727	Food-processing Machines And Parts Thereof,n.e.s	-	-	400	3 662
728	Other Machine And Equipment Specialized For Particular Industry	-	-	440	603
741	Heating And Cooling Equipment And Parts Thereof,n.e.s	-	-	640	3 037
743	Pumps And Compressors;fans & Blowers;centrifuges And Parts	-	-	75 517	20 831
745	Other Non-electical Machinery,tools And Mechanical Apparatus	19 893	40 260	-	-
748	Transmission Shafts And Cranks	-	-	84	3 386
749	Non-electric Parts And Accessories Of Machinery,n.e.s	-	-	211	7 124
764	Telecommunication Equipment N.e.s And Parts	-	-	4 820	20 701
771	Electric Power Machinery & Parts	-	-	48 228	24 854
772	Electrical Apparatus For Making And Breaking Electrical Circuit	-	-	64	3 140
821	Furniture And Parts Thereof	2 635 642	4 391 892	-	-
841	Men's Coats,jacket,not Knitted	6 113	75 292	-	-
848	Articles Of Apparel And Clothing Accessories Of Oth. Than Tex. Fab.	7 809 887	17 893 490	-	-
874	Measuring, Checking, Analysing And Controlling Instrument And App.	-	-	1	41
884	Optical Goods,n.e.s	1 990	220 752	-	-
896	Works Of Art,collectors Pieces And Antiques	-	-	28 452	55 272
899	Other Miscellaneous Manufactured Articles,n.e.s	123 165	401 556	-	-
	Subtotal	146 313 268	123 453 863	23 030 283	7 399 927
Mexico					
034	Fish,fresh,chilled Or Frozen	669 972	180 513	-	-
037	Fish,crustaceans,moluscs And Oth Aquatic Invert,prep Or Preserve	141 158	717 052	-	-
054	Vegetables,fresh Chilled,frozen Or Simply Preserved	5 647 045	517 897	-	-
057	Fruit And Nut,fresh Or Dried	27 405	2 670	-	-
075	Spices	356 890	107 923	-	-
231	Natural Rubber Latex;natural Rubber And Similar Natural Gums	31 747 559	16 467 958	-	-
422	Fixed Vegetable Fats And Oils Solid,crude,refined/fractioned	116 044 363	25 278 979	-	-
431	Animal And Vegetable Oil And Fat Processed And Wax Of Animal/veg.	89 592	36 545	-	-
513	Carboxylic Acids,and Their Anhydrides,halides,peroxides	362 851	121 648	-	-
514	Nitrogen-function Compounds	-	-	21 614	12 895
522	Inorganic Chemical Elements,oxides And Halogen Salts	33 000	11 979	15 500	9 865
532	Dyeing And Tanning Extracts,and Synthetic Tanning Materials	-	-	15 000	11 700
554	Soap,cleansing And Polishing Preparation	-	-	5 000	26 000
562	Fertilizers,manufactured	-	-	5	2 115

Tabel 22. Lanjutan  
Table Continued

Negara/Country		Ekspor/Export		Import/Import	
SITC	Komoditi/Commodity	Berat Bersih Net Weight (Kg)	Nilai FOB FOB Value (US\$)	Berat Bersih Net Weight (Kg)	Nilai CIF CIF Value (US\$)
(1)	(2)	(4)	(5)	(6)	(7)
611	Leather	299	23 186	-	-
625	Rubber Tyre,tyre Cases,tyre Treads,inner Tubes And Tyre Flaps	2 862 630	4 806 993	-	-
634	Veneers,plywood,improved Or Reconstituted Wood,worked,n.e.s	3 955 330	1 770 000	-	-
635	Wood Manufactures,n.e.s	223 740	202 736	-	-
664	Glass	796 693	225 631	-	-
665	Glassware	555 154	360 126	-	-
684	Alumunium	648 466	1 124 893	-	-
693	Wire Product And Fencing Grills	-	-	1	38
694	Nails,screws,nuts,bolts,rivets In The Like Of Iron,steel/copper	-	-	1	40
697	Household Equipment Of Base Metal,n.e.s	31 608	91 189	-	-
699	Manufactures Of Base Metal N.e.s	-	-	44	482
749	Non-electric Parts And Accessories Of Machinery,n.e.s	-	-	1	118
773	Equipment For Distributing Electricity	-	-	1	7
786	Trailer And Other-vehicle,not Motorized	32 232	23 491	-	-
813	Lighting Fixtures And Fittings	306 136	1 016 372	-	-
821	Furniture And Parts Thereof	530 589	766 275	-	-
841	Men's Coats,jacket,not Knitted	2 624	18 483	-	-
845	Articles Of Apparel, Nes	33	126	-	-
848	Articles Of Apparel And Clothing Accessories Of Oth. Than Tex. Fab.	4 496 625	9 569 609	-	-
851	Footwear	12 263	57 585	-	-
884	Optical Goods,n.e.s	33 263	4 350 479	-	-
893	Article,n.e.s Of Plastics	-	-	2 457	5 230
	Subtotal	169 657 520	67 850 338	59 624	68 490
Guatemala					
075	Spices	-	-	119 987	37 218
269	Old Clothing And Other Old Textile Articles;rags	585	8 994	-	-
431	Animal And Vegetable Oil And Fat Processed And Wax Of Animal/veg.	155 999	63 836	-	-
664	Glass	254 968	72 451	-	-
665	Glassware	217 405	105 786	-	-
813	Lighting Fixtures And Fittings	29 990	81 858	-	-
	Subtotal	658 947	332 925	119 987	37 218
Nicaragua					
422	Fixed Vegetable Fats And Oils Solid,crude,refined/fractioned	9 249 057	1 975 800	-	-
523	Metallic Salts And Peroxysalts	-	-	107 500	34 937
714	Engines And Motors,non-electric,parts N.e.s	-	-	9	394
723	Civil Engineering And Contractor Plant And Equipment And Parts	-	-	277	10 888
743	Pumps And Compressors;fans & Blowers;centrifuges And Parts	-	-	53	1 230
	Subtotal	9 249 057	1 975 800	107 839	47 449
Panama					
231	Natural Rubber Latex,natural Rubber And Similar Natural Gums	1 330 560	737 713	-	-
431	Animal And Vegetable Oil And Fat Processed And Wax Of Animal/veg.	9 501	3 584	-	-
665	Glassware	282 533	169 752	-	-



Tabel 22. Lanjutan  
Table Continued

Negara/Country		Eksport/Export		Import/Import	
SITC	Komoditi/Commodity	Berat Bersih Net Weight (Kg)	Nilai FOB FOB Value (US\$)	Berat Bersih Net Weight (Kg)	Nilai CIF CIF Value (US\$)
(1)	(2)	(4)	(5)	(6)	(7)
	697 Household Equipment Of Base Metal,n.e.s	169 442	445 886	-	-
	793 Ships,boats And Floating Structures	-	-	2 524	177
	848 Articles Of Apparel And Clothing Accessories Of Oth. Than Tex. Fab.	8 371	11 059	-	-
	Subtotal	1 800 407	1 367 994	2 524	177
Cuba					
	292 Crude Vegetable Materials,n.e.s	79 351	53 487	-	-
	Subtotal	79 351	53 487	-	-
Suriname					
	231 Natural Rubber Latex;natural Rubber And Similar Natural Gums	20 160	11 750	-	-
	625 Rubber Tyre,tyre Cases,tyre Treads,inner Tubes And Tyre Flaps	38 529	42 238	-	-
	821 Furniture And Parts Thereof	9 671	18 477	-	-
	Subtotal	68 360	72 465	-	-
Chile					
	057 Fruit And Nut,fresh Or Dried	-	-	99 071	56 527
	072 Cocoa	10 355	3 251	-	-
	073 Chocolate And Other Food Preparations Containing Cocoa N.e.s	12 247	2 649	-	-
	074 Tea And Mate	29 120	28 506	-	-
	081 Feeding Stuff For Animals	-	-	174 882	107 455
	091 Margarine And Shortening	943 365	289 575	-	-
	231 Natural Rubber Latex;natural Rubber And Similar Natural Gums	25 611 250	15 886 205	-	-
	245 Fuel Wood And Wood Charcoal	89 850	9 000	-	-
	431 Animal And Vegetable Oil And Fat Processed And Wax Of Animal/veg.	447 048	173 489	-	-
	512 Alcohols,phenols,phenol-alcohols And Their Halogenated	205 570	188 553	-	-
	513 Carboxylic Acids,and Their Anhydrides,halides,peroxides	16 500	5 406	-	-
	625 Rubber Tyre,tyre Cases,tyre Treads,inner Tubes And Tyre Flaps	67 464	115 910	-	-
	635 Wood Manufactures,n.e.s	317 207	310 640	-	-
	665 Glassware	420 141	217 087	-	-
	697 Household Equipment Of Base Metal,n.e.s	61 539	153 040	-	-
	848 Articles Of Apparel And Clothing Accessories Of Oth. Than Tex. Fab.	1 354 150	3 241 095	-	-
	Subtotal	29 585 806	20 624 406	273 953	163 982
Venezuela					
	075 Spices	2 139 762	1 195 169	-	-
	231 Natural Rubber Latex;natural Rubber And Similar Natural Gums	7 189 440	3 899 408	-	-
	431 Animal And Vegetable Oil And Fat Processed And Wax Of Animal/veg.	58 222	24 095	-	-
	512 Alcohols,phenols,phenol-alcohols And Their Halogenated	14 201	10 799	-	-
	664 Glass	64 180	19 425	-	-
	Subtotal	9 465 805	5 148 896	-	-
Argentina					
	231 Natural Rubber Latex;natural Rubber And Similar Natural Gums	5 187 336	2 944 284	-	-
	512 Alcohols,phenols,phenol-alcohols And Their Halogenated	60 000	53 777	-	-
	514 Nitrogen-function Compounds	39 860	41 805	-	-

Tabel 22. Lanjutan  
Table Continued

Negara/Country		Ekspor/Export		Import/Import	
SITC	Komoditi/Commodity	Berat Bersih Net Weight (Kg)	Nilai FOB FOB Value (US\$)	Berat Bersih Net Weight (Kg)	Nilai CIF CIF Value (US\$)
(1)	(2)	(4)	(5)	(6)	(7)
	598 Miscellaneous Chemical Products,n.e.s	80 025	62 783	-	-
	625 Rubber Tyre,tyre Cases,tyre Treads,inner Tubes And Tyre Flaps	749 407	1 126 009	-	-
	635 Wood Manufactures,n.e.s	1 022 043	1 001 092	-	-
	665 Glassware	28 636	9 944	-	-
	764 Telecommunication Equipment N.e.s And Parts	-	-	905	1 911
	821 Furniture And Parts Thereof	112 199	230 425	-	-
	848 Articles Of Apparel And Clothing Accessories Of Oth. Than Tex. Fab.	762 919	1 770 597	-	-
	Subtotal	8 042 425	7 240 716	905	1 911
Brazil					
	044 Maize,unmilled	-	-	726 000	94 997
	048 Cereal Preparations And Preparations Of Flours/starch Of Fruit	18 000	2 160	-	-
	057 Fruit And Nut,fresh Or Dried	-	-	189 715	110 094
	061 Sugar,molasses And Honey	-	-	27 061 735	3 847 379
	072 Cocoa	36 747	11 161	-	-
	075 Spices	203 499	75 019	-	-
	081 Feeding Stuff For Animals	-	-	1 122 722	240 589
	098 Edible Product And Preparations	-	-	110 653	315 218
	121 Tobacco,unmanufactured;tobacco Refuse	-	-	636 768	1 402 861
	231 Natural Rubber Latex;natural Rubber And Similar Natural Gums	11 684 945	6 763 900	-	-
	251 Pulp And Waste Paper	-	-	329 324	141 944
	422 Fixed Vegetable Fats And Oils Solid,crude,refined/fractioned	50 000	12 250	-	-
	512 Alcohols,phenols,phenol-alcohols And Their Halogenated	90 715	62 102	-	-
	513 Carboxylic Acids,and Their Anhydrides,halides,peroxides	53 272	25 705	-	-
	551 Essential Oils,perfume And Flavour Materials	16 666	301 879	-	-
	591 Disinfectants,insecticides,fungicides,etc Put In Forms	1 003	17 020	-	-
	625 Rubber Tyre,tyre Cases,tyre Treads,inner Tubes And Tyre Flaps	80 687	119 915	-	-
	651 Tetile Yarn	556	589	-	-
	664 Glass	2 510 458	428 480	6 859	20 140
	665 Glassware	90 492	50 618	-	-
	694 Nails,screws,nuts,bolts,rivets In The Like Of Iron,steel/copper	-	-	34 556	13 879
	713 Internal Combustion Piston Engines And Parts	-	-	299	10 434
	716 Rotating Electric Plant And Parts Thereof,n.e.s	-	-	9	103
	723 Civil Engineering And Contractor Plant And Equipment And Parts	-	-	7 973	79 853
	728 Other Machine And Equipment Specialized For Particular Industry	-	-	28 227	47 216
	742 Pumps For Liquid And Parts	-	-	7	249
	746 Ball Or Roller Bearing	-	-	27	978
	747 Taps,cocks,valves For Pipes	-	-	14	819
	748 Transmission Shafts And Cranks	-	-	37	1 829
	749 Non-electric Parts And Accessories Of Machinery,n.e.s	-	-	235	6 730
	772 Electrical Apparatus For Making And Breaking Electrical Circuit	-	-	7	243
	773 Equipment For Distributing Electricity	-	-	4	228
	778 Electrical Machinery And Apparatus,n.e.s	-	-	16	508
	784 Parts And Accessories,n.e.s Of The Motor Vehicles	-	-	263	1 917

Tabel 22. Lanjutan  
Table Continued

Negara/Country		Ekspor/Export		Import/Import		
SITC	Komoditi/Commodity	Berat Bersih Net Weight (Kg)	Nilai FOB FOB Value (US\$)	Berat Bersih Net Weight (Kg)	Nilai CIF CIF Value (US\$)	
(1)	(2)	(4)	(5)	(6)	(7)	
	848	Articles Of Apparel And Clothing Accessories Of Oth. Than Tex. Fab.	670 275	1 307 390	-	-
	884	Optical Goods,n.e.s	18 475	2 192 170	-	-
		Subtotal	15 525 790	11 370 358	30 255 450	6 338 208
Colombia						
	231	Natural Rubber Latex;natural Rubber And Similar Natural Gums	16 830 445	8 802 581	-	-
	292	Crude Vegetable Materials,n.e.s	6 288	9 165	-	-
	431	Animal And Vegetable Oil And Fat Processed And Wax Of Animal/veg.	16 500	5 610	-	-
	513	Carboxylic Acids,and Their Anhydrides,halides,peroxides	115 500	40 987	-	-
	625	Rubber Tyre,tyre Cases,tyre Treads,inner Tubes And Tyre Flaps	27 714	40 210	-	-
	664	Glass	78 400	24 284	-	-
	665	Glassware	115 532	63 587	-	-
	785	Motorcycles,motor Scooters,and Other Cycles Motorized And Non-mt	195	22 441	-	-
	813	Lighting Fixtures And Fittings	78 086	268 321	-	-
	848	Articles Of Apparel And Clothing Accessories Of Oth. Than Tex. Fab.	328 795	653 869	-	-
		Subtotal	17 597 455	9 931 055	-	-
Uruguay						
	072	Cocoa	97 000	33 950	-	-
	231	Natural Rubber Latex;natural Rubber And Similar Natural Gums	403 200	200 953	-	-
	512	Alcohols,phenols,phenol-alcohols And Their Halogenated	136 000	107 611	-	-
	625	Rubber Tyre,tyre Cases,tyre Treads,inner Tubes And Tyre Flaps	181 355	303 834	-	-
	664	Glass	119 610	38 577	-	-
	665	Glassware	67 994	36 452	-	-
	848	Articles Of Apparel And Clothing Accessories Of Oth. Than Tex. Fab.	254 884	490 495	-	-
	899	Other Miscellaneous Manufactured Articles,n.e.s	2 560	8 130	-	-
		Subtotal	1 262 603	1 220 002	-	-
Paraguay						
	848	Articles Of Apparel And Clothing Accessories Of Oth. Than Tex. Fab.	8 520	13 340	-	-
		Subtotal	8 520	13 340	-	-
Ecuador						
	081	Feeding Stuff For Animals	-	-	273 000	155 610
	098	Edible Product And Preparations	4 422	5 896	-	-
	411	Animal Oils And Fats	-	-	15 200	11 856
	422	Fixed Vegetable Fats And Oils Solid,crude,refined/fractioned	2 210 000	453 645	-	-
	431	Animal And Vegetable Oil And Fat Processed And Wax Of Animal/veg.	148 500	60 812	-	-
	512	Alcohols,phenols,phenol-alcohols And Their Halogenated	40 000	34 200	-	-
	513	Carboxylic Acids,and Their Anhydrides,halides,peroxides	147 736	54 312	-	-
	664	Glass	19 845	6 480	-	-
	665	Glassware	158 487	58 208	-	-
	848	Articles Of Apparel And Clothing Accessories Of Oth. Than Tex. Fab.	51 603	92 100	-	-
		Subtotal	2 780 593	765 653	288 200	167 466

Tabel 22. Lanjutan  
Table Continued

Negara/Country		Ekspor/Export		Import/Import	
SITC	Komoditi/Commodity	Berat Bersih Net Weight (Kg)	Nilai FOB FOB Value (US\$)	Berat Bersih Net Weight (Kg)	Nilai CIF CIF Value (US\$)
(1)	(2)	(4)	(5)	(6)	(7)
Peru					
036	Crustaceans Moluscs And Aquatic Invertebrates	42 110	47 822	-	-
081	Feeding Stuff For Animals	-	-	3 495 137	1 139 984
231	Natural Rubber Latex;natural Rubber And Similar Natural Gums	6 867 939	3 581 513	-	-
411	Animal Oils And Fats	-	-	191 642	107 157
431	Animal And Vegetable Oil And Fat Processed And Wax Of Animal/veg.	41 263	14 690	-	-
621	Materials Of Rubber	57 465	89 589	-	-
665	Glassware	40 288	13 481	-	-
697	Household Equipment Of Base Metal,n.e.s	58 603	112 993	-	-
848	Articles Of Apparel And Clothing Accessories Of Oth. Than Tex. Fab.	50 740	88 705	-	-
884	Optical Goods,n.e.s	21 219	2 077 808	-	-
	Subtotal	7 179 627	6 026 601	3 686 779	1 247 141
Guyana					
664	Glass	59 535	18 954	-	-
665	Glassware	66 778	28 603	-	-
	Subtotal	126 313	47 557	-	-
Trinidad And Tobago					
664	Glass	169 557	49 372	-	-
	Subtotal	169 557	49 372	-	-
Jamaica					
664	Glass	19 440	5 670	-	-
775	Household Type,electrical And Non-electrical Equipment,n.e.s	3 615	10 400	-	-
848	Articles Of Apparel And Clothing Accessories Of Oth. Than Tex. Fab.	24 785	50 031	-	-
893	Article,n.e.s Of Plastics	624 575	241 982	-	-
	Subtotal	672 415	308 083	-	-
Puerto Rico					
231	Natural Rubber Latex;natural Rubber And Similar Natural Gums	362 880	207 375	-	-
664	Glass	57 616	18 848	-	-
821	Furniture And Parts Thereof	406 050	589 044	-	-
	Subtotal	826 546	815 267	-	-
Dominican Republic					
075	Spices	1 138 402	460 059	-	-
512	Alcohols,phenols,phenol-alcohols And Their Halogenated	20 000	21 024	-	-
513	Carboxylic Acids,and Their Anhydrides,halides,peroxides	33 000	11 677	-	-
634	Veneers,plywood,improved Or Reconstituted Wood,worked,n.e.s	2 922 279	1 354 450	-	-
848	Articles Of Apparel And Clothing Accessories Of Oth. Than Tex. Fab.	16 118	28 600	-	-
884	Optical Goods,n.e.s	20 561	1 784 878	-	-
	Subtotal	4 150 360	3 660 688	-	-
El Salvador					
054	Vegetables,fresh Chilled,frozen Or Simply Preserved	1 019 077	141 475	-	-
848	Articles Of Apparel And Clothing Accessories Of Oth. Than	133 749	239 975	-	-

Tabel 22. Lanjutan  
Table Continued

Negara/Country				Ekspor/Export		Impor/Import	
SITC	Komoditi/Commodity	Berat Bersih Net Weight (Kg)	Nilai FOB FOB Value (US\$)	Berat Bersih Net Weight (Kg)	Nilai CIF CIF Value (US\$)		
(1)	(2)	(3)	(4)	(5)	(6)	(7)	(8)
	Tex. Fab.						
	Subtotal		1 152 826	381 450	-	-	
Costa Rica							
	075 Spices		168 500	51 366	-	-	
	231 Natural Rubber Latex;natural Rubber And Similar Natural Gums		826 560	408 073	-	-	
	422 Fixed Vegetable Fats And Oils Solid,crude,refined/fractioned		898 000	341 240	-	-	
	532 Dyeing And Tanning Extracts,and Synthetic Tanning Materials		485 829	646 348	-	-	
	551 Essential Oils,perfume And Flavour Materials		7 449	216 286	-	-	
	665 Glassware		255 105	109 666	-	-	
	821 Furniture And Parts Thereof		10 713	27 142	-	-	
	848 Articles Of Apparel And Clothing Accessories Of Oth. Than Tex. Fab.		16 200	25 760	-	-	
	Subtotal		2 668 356	1 825 881	-	-	
Haiti							
	665 Glassware		40 061	18 623	-	-	
	Subtotal		40 061	18 623	-	-	
Barbados							
	075 Spices		67 000	25 957	-	-	
	634 Veneers,plywood,improved Or Reconstituted Wood,worked,n.e.s		3 285 199	1 339 720	-	-	
	Subtotal		3 352 199	1 365 677	-	-	
Antigua And Barbuda							
	054 Vegetables,fresh Chilled,frozen Or Simply Preserved		924 378	105 806	-	-	
	075 Spices		31 000	8 420	-	-	
	Subtotal		955 378	114 226	-	-	
Anguilla							
	695 Tools For Use In The Hand Or In Machines		-	-	39 993	9 624	
	Subtotal		-	-	39 993	9 624	
Cape Verde							
	634 Veneers,plywood,improved Or Reconstituted Wood,worked,n.e.s		15 513	4 994	-	-	
	695 Tools For Use In The Hand Or In Machines		-	-	93 643	50 677	
	Subtotal		15 513	4 994	93 643	50 677	
Cayman Islands							
	054 Vegetables,fresh Chilled,frozen Or Simply Preserved		36 839	3 770	-	-	
	848 Articles Of Apparel And Clothing Accessories Of Oth. Than Tex. Fab.		10 500	10 500	-	-	
	Subtotal		47 339	14 270	-	-	
Dominica							
	634 Veneers,plywood,improved Or Reconstituted Wood,worked,n.e.s		68 143	41 244	-	-	
	635 Wood Manufactures,n.e.s		9 418	3 227	-	-	
	Subtotal		77 561	44 471	-	-	
Falkland Islands							
	057 Fruit And Nut,fresh Or Dried		2 563 161	834 750	15 434	9 098	
	634 Veneers,plywood,improved Or Reconstituted Wood,worked,n.e.s		18 863	13 118	-	-	
	Subtotal		2 582 024	847 868	15 434	9 098	

Tabel 22. Lanjutan  
Table Continued

Negara/Country				Ekspor/Export		Import/Import	
SITC	Komoditi/Commodity	Berat Bersih Net Weight (Kg)	Nilai FOB FOB Value (US\$)	Berat Bersih Net Weight (Kg)	Nilai CIF CIF Value (US\$)		
(1)	(2)	(3)	(4)	(5)	(6)	(7)	(8)
French Guiana							
635	Wood Manufactures,n.e.s	213 478	170 088	-	-		
	Subtotal	213 478	170 088	-	-		
French Polynesia							
635	Wood Manufactures,n.e.s	20 000	6 756	-	-		
	Subtotal	20 000	6 756	-	-		
Netherlands Antilles							
511	Hydrocarbon,n.e.s And Their Halogenated,nitrated Derivatives	-	-	731 000	107 732		
592	Starches,inulin And Wheat Gluten Albuminoidal Substances;glues	-	-	25 000	109 950		
598	Miscellaneous Chemical Products,n.e.s	-	-	13 853	9 900		
728	Other Machine And Equipment Specialized For Particular Industry	-	-	25 143	25 682		
772	Electrical Apparatus For Making And Breaking Electrical Circuit	-	-	19 981	48 158		
821	Furniture And Parts Thereof	-	-	491	502		
	Subtotal	-	-	815 468	301 924		
Norfolk Island							
231	Natural Rubber Latex;natural Rubber And Similar Natural Gums	302 400	140 616	-	-		
821	Furniture And Parts Thereof	24 225	30 708	-	-		
	Subtotal	326 625	171 324	-	-		
Turks And Caicos Islands							
054	Vegetables,fresh Chilled,frozen Or Simply Preserved	25 000	1 843	-	-		
	Subtotal	25 000	1 843	-	-		
United Kingdom							
034	Fish,fresh,chilled Or Frozen	107 358	405 750	-	-		
036	Crustaceans Molluscs And Aquatic Invertebrates	2 035 084	20 270 273	-	-		
037	Fish,crustaceans,molluscs And Oth Aquatic Invert,prep Or Preserve	386 072	1 941 017	-	-		
048	Cereal Preparations And Preparations Of Flours/starch Of Fruit	36 665	18 000	-	-		
057	Fruit And Nut,fresh Or Dried	11 232 806	11 932 942	-	-		
058	Fruit,preserved And Fruit Preparations	57 681	25 778	-	-		
059	Fruit Juices And Vegetable Juice	-	-	44 842	34 920		
061	Sugar,molasses And Honey	-	-	24 392 227	3 992 268		
071	Coffee And Coffee Substitutes	2 839 485	5 275 002	-	-		
074	Tea And Mate	632 546	600 971	-	-		
075	Spices	264 204	101 427	-	-		
081	Feeding Stuff For Animals	-	-	319 500	70 462		
091	Margarine And Shortening	18 900	6 237	-	-		
121	Tobacco,unmanufactured;tobacco Refuse	-	-	9 600	28 461		
231	Natural Rubber Latex;natural Rubber And Similar Natural Gums	10 917 596	6 602 252	-	-		
232	Synthetic Rubber Latex;synthetic Rubber And Reclaimed Rubber	-	-	819 110	834 077		
245	Fuel Wood And Wood Charcoal	818 427	101 184	-	-		
248	Wood,Simply Worked And Railway Sleeper Of Wood	1 207 144	712 505	-	-		
266	Synthetic Fibres Suitable For Spinning	-	-	25	485		
269	Old Clothing And Other Old Textile Articles;rags	3 822	5 526	-	-		

Tabel 22. Lanjutan  
Table Continued

Negara/Country		Ekspor/Export		Import/Import	
SITC	Komoditi/Commodity	Berat Bersih Net Weight (Kg)	Nilai FOB FOB Value (US\$)	Berat Bersih Net Weight (Kg)	Nilai CIF CIF Value (US\$)
(1)	(2)	(4)	(5)	(6)	(7)
278	Other Crude Minerals	-	-	12 791 375	1 401 015
282	Waste And Scrap Metal Of Iron Or Steel	-	-	118 380	16 416
292	Crude Vegetable Materials,n.e.s	210 547	258 257	70	121
321	Coal,pulverized Or Not	28 868	3 244	-	-
422	Fixed Vegetable Fats And Oils Solid,crude,refined/fractioned	2 570 000	579 150	-	-
431	Animal And Vegetable Oil And Fat Processed And Wax Of Animal/veg.	312 388	139 228	-	-
511	Hydrocarbon,n.e.s And Their Halogenated,nitrated Derivatives	-	-	175 114	60 813
512	Alcohols,phenols,phenol-alcohols And Their Halogenated	75 000	70 509	-	-
513	Carboxylic Acids,and Their Anhydrides,halides,peroxides	279 744	164 966	61 944	14 148
514	Nitrogen-function Compounds	-	-	338 709	264 965
515	Organo-inorganic And Heterocyclic Compounds	-	-	596 890	3 673 200
516	Other Organic Chemicals	-	-	9 360	36 608
522	Inorganic Chemical Elements,oxides And Halogen Salts	-	-	209 907	80 788
533	Pigments,paints,varnishes And Related Materials	-	-	39 663	114 629
551	Essential Oils,perfume And Flavour Materials	375 050	6 535 685	37	2 047
572	Polimers Of Styrene,primary Form	-	-	2 898	543
574	Poliacetals,polycarbon,primary	-	-	50 400	13 113
575	Other Plastics In Primary Forms	1 000 000	147 500	89 297	184 932
591	Disinfectants,insecticides,fungicides,etc Put In Forms	13 349	50 370	33 947	77 374
592	Starches,inulin And Wheat Gluten Albuminoidal Substances;glues	-	-	17 073	12 961
597	Additive For Mineral Oils	-	-	1 843 009	2 211 206
598	Miscellaneous Chemical Products,n.e.s	54 000	39 450	478 388	626 009
621	Materials Of Rubber	-	-	16 784	16 710
625	Rubber Tyre,tyre Cases,tyre Treads,inner Tubes And Tyre Flaps	2 753 864	4 668 628	15 984	11 387
629	Articles Of Rubber,n.e.s	358 386	27 342	82 676	51 311
634	Veneers,plywood,improved Or Reconstituted Wood,worked,n.e.s	17 467 157	6 092 369	-	-
635	Wood Manufactures,n.e.s	5 788 859	5 062 996	1	125
641	Paper And Paperboard	3 850	1 742	184	2 775
642	Paper And Paperboard Cut To Size Or Shape And Articles Of Paper	2 212 047	977 210	3 509	510
651	Tetile Yarn	-	-	21 000	4 642
654	Textile Fabrics,woven,other Than Of Cotton Or Man-made Fibres	-	-	1 208	5 846
657	Special Yarns,textile Fabrics	-	-	83 714	95 999
662	Clay Construction Materials And Refractory Construction Materials	-	-	332 639	121 304
663	Mineral Manufactures,n.e.s	-	-	119 880	39 753
664	Glass	-	-	102 759	16 769
665	Glassware	419	209	38 448	22 410
671	Pig Iron,spiegeleisen,sponge Iron,ferro-alloys	-	-	333 332	228 112
673	Flat Rolled Products Not Clad	-	-	82	35
674	Flat Rolled Product,clad,plated	-	-	89 650	100 013
676	Iron And Steel Bar,rods,angels,shaped And Sections	-	-	443 922	137 162
677	Rail And Railway Tract Construction Material Of Iron Or Steel	-	-	6 144	2 500
679	Tubes,pipes,hollow Profile,pipe Fitting Of Iron Or Steel	-	-	222 752	97 734
683	Nickel	-	-	17 621	33 864

Tabel 22. Lanjutan  
Table Continued

Negara/Country		Ekspor/Export		Import/Import	
SITC	Komoditi/Commodity	Berat Bersih Net Weight (Kg)	Nilai FOB FOB Value (US\$)	Berat Bersih Net Weight (Kg)	Nilai CIF CIF Value (US\$)
(1)	(2)	(4)	(5)	(6)	(7)
684	Aluminium	-	-	34 129	53 228
687	Tin	-	-	689	146
692	Metal Containers For Storage And Transport	-	-	31 644	74 399
694	Nails,screws,nuts,bolts,rivets In The Like Of Iron,steel/copper	-	-	415	13 555
695	Tools For Use In The Hand Or In Machines	-	-	10 314	5 797
699	Manufactures Of Base Metal N.e.s	-	-	200 233	97 500
713	Internal Combustion Piston Engines And Parts	-	-	3 168	27 494
714	Engines And Motors,non-electric,parts N.e.s	-	-	25	568
716	Rotating Electric Plant And Parts Thereof,n.e.s	-	-	97 083	125 081
722	Tractors	-	-	1 500	7 808
723	Civil Engineering And Contractor Plant And Equipment And Parts	-	-	60 976	273 978
725	Paper Mill And Pulp Mill Machinery,paper Cutting Machine	-	-	590	59 834
727	Food-processing Machines And Parts Thereof,n.e.s	-	-	230 101	1 644 906
728	Other Machine And Equipment Specialized For Particular Industry	-	-	31 761	46 942
731	Machine-tools By Removing Metal	-	-	17 632	10 896
733	Machine-tool For Working Metal	-	-	8 050	4 998
741	Heating And Cooling Equipment And Parts Thereof,n.e.s	-	-	37 130	60 308
742	Pumps For Liquid And Parts	-	-	48 524	39 425
743	Pumps And Compressors;fans & Blowers;centrifuges And Parts	-	-	5 560	24 843
744	Mechanical Handling Equipment And Parts Thereof,n.e.s	-	-	243 477	79 036
745	Other Non-electical Machinery,tools And Mechanical Apparatus	-	-	14 717	19 329
746	Ball Or Roller Bearing	-	-	1 669	8 067
747	Taps,cocks,valves For Pipes	-	-	176 278	139 487
748	Transmission Shafts And Cranks	-	-	61 492	222 617
749	Non-electric Parts And Accessories Of Machinery,n.e.s	-	-	2 972	34 415
752	Automatic Data Processing Machines And Units Thereof	-	-	17	134
759	Parts,n.e.s Of And Accessories For Machine Heading 751 Or 752	-	-	25 051	33 894
771	Electric Power Machinery & Parts	-	-	1 411	30 818
772	Electrical Apparatus For Making And Breaking Electrical Circuit	-	-	894	12 954
774	Electric Apparatus For Medical Purpose & Radiological Apparatus	-	-	30	145
776	Thermionic,cold Cathode And Photo-cathode Valves And Tubes	-	-	52 800	34 017
778	Electrical Machinery And Apparatus,n.e.s	-	-	3 238	15 050
785	Motorcycles,motor Scooters,and Other Cycles Motorized And Non-mt	52 518	16 000	-	-
813	Lighting Fixtures And Fittings	102 710	319 509	-	-
821	Furniture And Parts Thereof	3 217 924	4 036 016	-	-
844	Women's Coats, Jacket, Knitted	9 933	7 314	-	-
845	Articles Of Apparel, Nes	46	308	-	-
848	Articles Of Apparel And Clothing Accessories Of Oth. Than Tex. Fab.	1 269 286	2 351 537	13	6
871	Optical Instrument And Apparatus	1 020	67 320	-	-
873	Meters And Counters, Nes	-	-	109	3 584
874	Measuring, Checking, Analysing And Controlling Instrument And App.	-	-	10 117	80 626



Tabel 22. Lanjutan  
Table Continued

Negara/Country		Ekspor/Export		Impor/Import	
SITC	Komoditi/Commodity	Berat Bersih Net Weight (Kg)	Nilai FOB FOB Value (US\$)	Berat Bersih Net Weight (Kg)	Nilai CIF CIF Value (US\$)
(1)	(2)	(4)	(5)	(6)	(7)
884	Optical Goods,n.e.s	31 235	2 916 009	-	-
885	Watches And Clocks	-	-	5 629	6 499
893	Article,n.e.s Of Plastics	1 873	2 700	251	1 859
895	Office And Stationery Supplies N.e.s	1 019	1 396	-	-
898	Musical Instrument And Parts Andaccessories Thereof	435	21 924	-	-
899	Other Miscellaneous Manufactured Articles,n.e.s	154 178	525 308	-	-
921	Export For Pebt	140	24	-	-
	Subtotal	68 903 635	83 083 084	45 793 743	18 034 765
Netherlands					
012	Other Meat,other Edible Meat Offal,fresh,chilled Or Frozen	97 891	458 370	-	-
034	Fish,fresh,chilled Or Frozen	44 041	158 544	-	-
036	Crustaceans Molluscs And Aquatic Invertebrates	478 221	3 225 338	48 774	9 310
037	Fish,crustaceans,molluscs And Oth Aquatic Invert,prep Or Preserve	308 435	24 177	-	-
054	Vegetables,fresh Chilled,frozen Or Simply Preserved	-	-	45 560	36 570
057	Fruit And Nut,fresh Or Dried	50 164 562	36 532 060	-	-
059	Fruit Juices And Vegetable Juice	146 849	70 862	-	-
071	Coffee And Coffee Substitutes	769 491	1 293 065	-	-
072	Cocoa	995 192	1 063 628	-	-
074	Tea And Mate	1 667 554	1 495 346	-	-
075	Spices	367 823	148 938	-	-
081	Feeding Stuff For Animals	63 741 125	3 614 506	2 675 597	1 044 074
098	Edible Product And Preparations	63 301	135 842	1 902 648	2 729 964
231	Natural Rubber Latex;natural Rubber And Similar Natural Gums	9 955 926	5 725 305	-	-
232	Synthetic Rubber Latex;synthetic Rubber And Reclaimed Rubber	-	-	36	462
245	Fuel Wood And Wood Charcoal	48 600	9 664	-	-
248	Wood,Simply Worked And Railway Sleeper Of Wood	2 821 358	2 148 061	-	-
269	Old Clothing And Other Old Textile Articles;rags	8 031	7 000	27 584	20 335
287	Ores And Concentrates Of Base Metals,n.e.s	-	-	419 966	263 318
291	Crude Animal Materials,n.e.s	789	23 670	-	-
292	Crude Vegetable Materials,n.e.s	1 541 759	502 768	110 193	23 054
422	Fixed Vegetable Fats And Oils Solid,crude,refined/fractioned	153 062 936	36 599 920	-	-
431	Animal And Vegetable Oil And Fat Processed And Wax Of Animal/veg.	7 500 358	1 717 452	-	-
512	Alcohols,phenols,phenol-alcohols And Their Halogenated	-	-	89 502	66 984
513	Carboxylic Acids,and Their Anhydrides,halides,peroxides	324 174	140 037	-	-
514	Nitrogen-function Compounds	14 000	8 970	26 062	31 841
515	Organo-inorganic And Heterocyclic Compounds	-	-	50 259	177 360
516	Other Organic Chemicals	-	-	60	10 200
522	Inorganic Chemical Elements,oxides And Halogen Salts	-	-	60 800	12 836
533	Pigments,paints,varnishes And Related Materials	-	-	37 788	33 802
551	Essential Oils,perfume And Flavour Materials	76 816	1 071 966	-	-
562	Fertilizers,manufactured	-	-	18 309 320	2 397 659
575	Other Plastics In Primary Forms	-	-	190	5
582	Plates,sheets,film Of Plastics	-	-	2 257	1 102
591	Disinfectants,insecticides,fungicides,etc Put In Forms	70	5 937	-	-

Tabel 22. Lanjutan  
Table Continued

Negara/Country		Ekspor/Export		Import/Import	
SITC	Komoditi/Commodity	Berat Bersih Net Weight (Kg)	Nilai FOB FOB Value (US\$)	Berat Bersih Net Weight (Kg)	Nilai CIF CIF Value (US\$)
(1)	(2)	(4)	(5)	(6)	(7)
592	Starches,inulin And Wheat Gluten Albuminoidal Substances;glues	-	-	125 953	79 474
597	Additive For Mineral Oils	-	-	45	134
598	Miscellaneous Chemical Products,n.e.s	355 553	349 444	48 650	29 014
625	Rubber Tyre,tyre Cases,tyre Treads,inner Tubes And Tyre Flaps	467 868	853 114	-	-
629	Articles Of Rubber,n.e.s	-	-	4 475	16 786
634	Veneers,plywood,improved Or Reconstituted Wood,worked,n.e.s	40 616 971	17 589 939	-	-
635	Wood Manufactures,n.e.s	9 335 585	8 755 450	-	-
642	Paper And Paperboard Cut To Size Or Shape And Articles Of Paper	3 810	9 653	-	-
657	Special Yarns,textile Fabrics	8 474	15 444	-	-
658	Made-up Articles,wholly Or Chiefly Of Textile Materials N.e.s	148	177	-	-
665	Glassware	53 154	44 591	-	-
673	Flat Rolled Products Not Clad	-	-	94 403	33 427
679	Tubes,pipes,hollow Profile,pipe Fitting Of Iron Or Steel	1 507	145	2	22
684	Alumunium	-	-	682	10 571
686	Zinc	77 034	89 535	-	-
694	Nails,screws,nuts,bolts,rivets In The Like Of Iron,steel/copper	-	-	4 024	4 987
695	Tools For Use In The Hand Or In Machines	-	-	130	290
699	Manufactures Of Base Metal N.e.s	-	-	2 285	1 092
713	Internal Combustion Piston Engines And Parts	-	-	390	290
721	Agricultural Machinery And Parts	-	-	16 232	256 138
724	Textile And Leather Machinery,and Parts Thereof,n.e.s	-	-	45 837	33 432
726	Printing And Bookbinding Machinery And Parts Thereof,n.e.s	40 000	51 114	10 480	18 500
727	Food-processing Machines And Parts Thereof,n.e.s	-	-	38 159	372 677
728	Other Machine And Equipment Specialized For Particular Industry	227 046	585 445	7 031	33 485
741	Heating And Cooling Equipment And Parts Thereof,n.e.s	-	-	2 015	44 841
743	Pumps And Compressors;fans & Blowers;centrifuges And Parts	-	-	13 074	94 904
744	Mechanical Handling Equipment And Parts Thereof,n.e.s	-	-	493	2 703
745	Other Non-electical Machinery,tools And Mechanical Apparatus	-	-	7 965	11 102
747	Taps,cocks,valves For Pipes	-	-	6 529	13 813
749	Non-electric Parts And Accessories Of Machinery,n.e.s	-	-	664	8 754
764	Telecommunication Equipment N.e.s And Parts	-	-	53	329
772	Electrical Apparatus For Making And Breaking Electrical Circuit	34 336	196 131	1 294	16 244
773	Equipment For Distributing Electricity	-	-	9 194	7 015
778	Electrical Machinery And Apparatus,n.e.s	27 014	220 396	27 224	34 437
786	Trailer And Other-vehicle,not Motorized	-	-	11 771	2 772
813	Lighting Fixtures And Fittings	-	-	14 577	3 647
821	Furniture And Parts Thereof	1 387 435	2 725 984	-	-
841	Men's Coats,jacket,not Knitted	11 151	37 158	-	-
845	Articles Of Apparel, Nes	5 970	19 264	-	-
848	Articles Of Apparel And Clothing Accessories Of Oth. Than Tex. Fab.	2 136 749	2 534 618	-	-
874	Measuring, Checking, Analysing And Controlling Instrument And App.	-	-	641	8 843

Tabel 22. Lanjutan  
Table Continued

Negara/Country		Ekspor/Export		Impor/Import	
SITC	Komoditi/Commodity	Berat Bersih Net Weight (Kg)	Nilai FOB FOB Value (US\$)	Berat Bersih Net Weight (Kg)	Nilai CIF CIF Value (US\$)
(1)	(2)	(4)	(5)	(6)	(7)
885	Watches And Clocks	-	-	7	1 035
892	Printed Matter	-	-	273	401
893	Article,n.e.s Of Plastics	-	-	26 680	30 368
895	Office And Stationery Supplies N.e.s	166 148	31 602	-	-
899	Other Miscellaneous Manufactured Articles,n.e.s	87 300	215 421	-	-
921	Export For Pebt	34	1 700	-	-
	Subtotal	349 242 589	150 507 751	24 327 828	8 030 403
France					
012	Other Meat,other Edible Meat Offal,fresh,chilled Or Frozen	197 332	689 098	-	-
034	Fish,fresh,chilled Or Frozen	150 792	532 435	-	-
036	Crustaceans Molluscs And Aquatic Invertebrates	1 354 385	7 732 808	-	-
054	Vegetables,fresh Chilled,frozen Or Simply Preserved	-	-	1 551 017	391 286
057	Fruit And Nut,fresh Or Dried	-	-	1 529 192	904 198
071	Coffee And Coffee Substitutes	7 500	9 375	-	-
072	Cocoa	80 000	131 680	-	-
074	Tea And Mate	352 480	296 533	-	-
075	Spices	3 335 131	1 519 881	-	-
098	Edible Product And Preparations	-	-	161 607	308 822
231	Natural Rubber Latex;natural Rubber And Similar Natural Gums	12 704 681	6 954 004	-	-
248	Wood,Simply Worked And Railway Sleeper Of Wood	179 284	224 808	-	-
273	Stone,sand And Gravel	-	-	57 083	14 606
292	Crude Vegetable Materials,n.e.s	551 983	305 746	-	-
334	Petroleum Products,refined	-	-	36 886	34 024
422	Fixed Vegetable Fats And Oils Solid,crude,refined/fractioned	35 987 575	7 580 420	-	-
431	Animal And Vegetable Oil And Fat Processed And Wax Of Animal/veg.	668 512	223 479	-	-
511	Hydrocarbon,n.e.s And Their Halogenated,nitrated Derivatives	-	-	18 707	18 095
512	Alcohols,phenols,phenol-alcohols And Their Halogenated	-	-	6 924	31 975
513	Carboxylic Acids,and Their Anhydrides,halides,peroxides	153 390	121 408	4	85
514	Nitrogen-function Compounds	-	-	23 197	55 925
515	Organo-inorganic And Heterocyclic Compounds	-	-	121 560	489 546
522	Inorganic Chemical Elements,oxides And Halogen Salts	-	-	1 255 200	143 630
523	Metallic Salts And Peroxysalts	-	-	36 000	12 960
531	Synthetic Org.colouring Matter	-	-	15	227
551	Essential Oils,perfume And Flavour Materials	226 019	3 701 618	-	-
562	Fertilizers,manufactured	-	-	900	952
574	Poliacetals,polycarbon,primary	-	-	614	821
575	Other Plastics In Primary Forms	-	-	3 058	13 592
592	Starches,inulin And Wheat Gluten Albuminoidal Substances;glues	-	-	165 060	123 291
593	Explosives And Pyrotechnic Products	-	-	1 175	24 708
598	Miscellaneous Chemical Products,n.e.s	874 000	883 451	1 345 914	2 123 806
611	Leather	1 339	34 156	-	-
625	Rubber Tyre,tyre Cases,tyre Treads,inner Tubes And Tyre Flaps	970 810	1 621 564	63 524	20 743
629	Articles Of Rubber,n.e.s	-	-	26	40
634	Veneers,plywood,improved Or Reconstituted Wood,worked,n.e.s	13 555 227	9 483 454	-	-

Tabel 22. Lanjutan  
Table Continued

Negara/Country		Ekspor/Export		Import/Import	
SITC	Komoditi/Commodity	Berat Bersih Net Weight (Kg)	Nilai FOB FOB Value (US\$)	Berat Bersih Net Weight (Kg)	Nilai CIF CIF Value (US\$)
(1)	(2)	(4)	(5)	(6)	(7)
635	Wood Manufactures,n.e.s	8 167 888	4 472 087	-	-
657	Special Yarns,textile Fabrics	-	-	5 147	23 236
662	Clay Construction Materials And Refractory Construction Materials	-	-	190 627	79 800
664	Glass	-	-	7 202	52 352
665	Glassware	19 735	11 648	796 378	379 902
666	Pottery	-	-	2 334	341
671	Pig Iron,spiegeleisen,sponge Iron,ferro-alloys	-	-	180 559	22 972
694	Nails,screws,nuts,bolts,rivets In The Like Of Iron,steel/copper	-	-	3 118	2 688
697	Household Equipment Of Base Metal,n.e.s	-	-	1 302	918
716	Rotating Electric Plant And Parts Thereof,n.e.s	-	-	1 650	9 221
718	Other Power Generating Machinery And Parts Thereof,n.e.s	-	-	167 765	2 325 088
723	Civil Engineering And Contractor Plant And Equipment And Parts	-	-	80	1 978
725	Paper Mill And Pulp Mill Machinery,paper Cutting Machine	1 384	3 044	19 690	190 719
726	Printing And Bookbinding Machinery And Parts Thereof,n.e.s	-	-	1 044	735
727	Food-processing Machines And Parts Thereof,n.e.s	-	-	16 797	67 275
728	Other Machine And Equipment Specialized For Particular Industry	-	-	42 082	21 340
737	Metal Working Machinery And Part	-	-	100	1 911
741	Heating And Cooling Equipment And Parts Thereof,n.e.s	-	-	16	780
742	Pumps For Liquid And Parts	-	-	21 811	88 738
743	Pumps And Compressors;fans & Blowers;centrifuges And Parts	-	-	80 881	700 206
745	Other Non-electical Machinery,tools And Mechanical Apparatus	-	-	20 109	70 007
746	Ball Or Roller Bearing	-	-	31	748
747	Taps,cocks,valves For Pipes	-	-	3 757	9 477
748	Transmission Shafts And Cranks	-	-	9 239	54 445
749	Non-electric Parts And Accessories Of Machinery,n.e.s	-	-	105	962
764	Telecommunication Equipment N.e.s And Parts	-	-	12 847	22 819
771	Electric Power Machinery & Parts	-	-	1 800	923
772	Electrical Apparatus For Making And Breaking Electrical Circuit	-	-	975	14 961
773	Equipment For Distributing Electricity	-	-	1 983	1 008
778	Electrical Machinery And Apparatus,n.e.s	-	-	237	12 232
821	Furniture And Parts Thereof	822 956	928 149	-	-
844	Women's Coats, Jacket, Knitted	896	1 658	-	-
845	Articles Of Apparel, Nes	1 201	1 741	-	-
846	Clothing Accessories Of Textiles Fabrics	392	544	-	-
848	Articles Of Apparel And Clothing Accessories Of Oth. Than Tex. Fab.	564 508	1 203 051	-	-
872	Medical Instruments And Appliances, Nes	-	-	50	15 689
874	Measuring, Checking, Analysing And Controlling Instrument And App.	-	-	3 485	57 525
884	Optical Goods,n.e.s	19 446	630 601	-	-
893	Article,n.e.s Of Plastics	298	435	31	87
895	Office And Stationery Supplies N.e.s	822	1 158	-	-
899	Other Miscellaneous Manufactured Articles,n.e.s	34 752	70 428	-	-
	Subtotal	80 984 718	49 370 462	7 970 895	8 944 415

Tabel 22. Lanjutan  
Table Continued

Negara/Country		Ekspor/Export		Import/Import	
SITC	Komoditi/Commodity	Berat Bersih Net Weight (Kg)	Nilai FOB FOB Value (US\$)	Berat Bersih Net Weight (Kg)	Nilai CIF CIF Value (US\$)
(1)	(2)	(4)	(5)	(6)	(7)
Germany					
034	Fish,fresh,chilled Or Frozen	382 329	219 704	-	-
036	Crustaceans Molluscs And Aquatic Invertebrates	754 736	5 043 545	-	-
037	Fish,crustaceans,molluscs And Oth Aquatic Invert,prep Or Preserve	306 670	36 497	-	-
046	Meal And Flour Of Wheat And Flour Of Meslin	-	-	9 063 080	2 026 020
057	Fruit And Nut,fresh Or Dried	2 053 304	587 683	-	-
059	Fruit Juices And Vegetable Juice	271 205	168 489	-	-
071	Coffee And Coffee Substitutes	1 903 604	2 373 277	-	-
072	Cocoa	192 555	79 829	-	-
073	Chocolate And Other Food Preparations Containing Cocoa N.e.s	36 000	17 920	-	-
074	Tea And Mate	1 410 722	1 464 492	-	-
075	Spices	823 692	479 896	-	-
081	Feeding Stuff For Animals	95 924 320	2 651 467	1 958 040	927 081
091	Margarine And Shortening	-	-	2 615 210	56 920
098	Edible Product And Preparations	-	-	757	7 722
121	Tobacco,unmanufactured;tobacco Refuse	579 394	649 501	-	-
231	Natural Rubber Latex;natural Rubber And Similar Natural Gums	8 049 100	4 292 307	-	-
232	Synthetic Rubber Latex;synthetic Rubber And Reclaimed Rubber	-	-	88 684	76 817
248	Wood,Simply Worked And Railway Sleeper Of Wood	1 880 901	1 452 801	430 982	289 474
251	Pulp And Waste Paper	-	-	152 815	91 729
269	Old Clothing And Other Old Textile Articles;rags	4 955	4 027	-	-
274	Sulphur & Unroasted Iron Pyrites	-	-	80 000	24 600
278	Other Crude Minerals	-	-	11 694 025	635 815
284	Nickel Ores And Concentrates	-	-	48 222	46 211
292	Crude Vegetable Materials,n.e.s	489 307	672 162	-	-
334	Petroleum Products,refined	-	-	13 935	6 677
421	Fixed Vegetable Fats And Oils Soft,crude,refined Or Fractioned	1 222 376	213 364	-	-
422	Fixed Vegetable Fats And Oils Solid,crude,refined/fractioned	309 485 697	69 588 064	18 620	5 586
431	Animal And Vegetable Oil And Fat Processed And Wax Of Animal/veg.	5 382 421	1 319 783	-	-
511	Hydrocarbon,n.e.s And Their Halogenated,nitrated Derivatives	-	-	241 000	30 672
512	Alcohols,phenols,phenol-alcohols And Their Halogenated	198 150	222 793	45 195	101 097
513	Carboxylic Acids,and Their Anhydrides,halides,peroxides	368 648	252 142	29 464	13 142
514	Nitrogen-function Compounds	-	-	81 413	131 591
515	Organo-inorganic And Heterocyclic Compounds	-	-	196 105	392 758
516	Other Organic Chemicals	-	-	8 782	1 447
522	Inorganic Chemical Elements,oxides And Halogen Salts	-	-	158 104	246 381
523	Metallic Salts And Peroxysalts	-	-	1 194 710	218 640
524	Other Inorganic Chemicals;chemical Compound Of Precious Metals	-	-	252 000	92 484
531	Synthetic Org.colouring Matter	-	-	14 632	63 190
533	Pigments,paints,varnishes And Related Materials	-	-	87 783	105 128
542	Medicaments Incl.veterinari Med.	-	-	5 445	9 645
551	Essential Oils,perfume And Flavour Materials	163 038	3 143 198	36 400	226 545
554	Soap,cleansing And Polishing Preparation	-	-	4 041	18 237

Tabel 22. Lanjutan  
Table Continued

Negara/Country		Ekspor/Export		Import/Import	
SITC	Komoditi/Commodity	Berat Bersih Net Weight (Kg)	Nilai FOB FOB Value (US\$)	Berat Bersih Net Weight (Kg)	Nilai CIF CIF Value (US\$)
(1)	(2)	(4)	(5)	(6)	(7)
562	Fertilizers,manufactured	-	-	79 382 361	9 378 291
575	Other Plastics In Primary Forms	-	-	78 276	42 858
582	Plates,sheets,film Of Plastics	-	-	1 121	8 911
592	Starches,inulin And Wheat Gluten Albuminoidal Substances;glues	-	-	122 951	60 832
597	Additive For Mineral Oils	-	-	378 365	649 843
598	Miscellaneous Chemical Products,n.e.s	490 796	333 543	320 133	581 724
621	Materials Of Rubber	-	-	29 113	21 105
625	Rubber Tyre,tyre Cases,tyre Treads,inner Tubes And Tyre Flaps	424 666	683 171	15 051	4 248
629	Articles Of Rubber,n.e.s	-	-	29 462	34 215
634	Veneers,plywood,improved Or Reconstituted Wood,worked,n.e.s	9 437 848	6 054 750	19 682	20 858
635	Wood Manufactures,n.e.s	8 271 947	6 147 675	19 328	17 420
641	Paper And Paperboard	9 389	19 171	149 497	188 027
653	Fabrics,woven,of Man-made Fibres	329	2 357	-	-
657	Special Yarns,textile Fabrics	1 677	356	29 905	134 899
661	Lime,cement And Fabricated Construction Materials	-	-	63 000	10 271
662	Clay Construction Materials And Refractory Construction Materials	-	-	316 358	174 796
663	Mineral Manufactures,n.e.s	-	-	82 204	89 187
664	Glass	-	-	49	74
665	Glassware	87 359	18 456	398 061	116 624
673	Flat Rolled Products Not Clad	-	-	1 062 491	263 853
675	Flat Rolled Product,alloy Steel	-	-	27 482	19 187
676	Iron And Steel Bar,rods,angles,shaped And Sections	-	-	222 278	75 198
679	Tubes,pipes,hollow Profile,pipe Fiting Of Iron Or Steel	-	-	157 583	362 252
682	Copper	-	-	33 994	8 739
684	Aluminium	-	-	4 500	4 844
689	Miscellaneous Non-ferrous Base Metals Employed In Metallurgy	-	-	910 794	476 620
691	Structures And Parts Of Iron,steel Or Aluminium	143 557	391 735	-	-
692	Metal Containers For Storage And Transport	-	-	21 903	10 693
693	Wire Product And Fencing Grills	-	-	17 484	3 833
694	Nails,screws,nuts,bolts,rivets In The Like Of Iron,steel/copper	-	-	5 093	17 286
695	Tools For Use In The Hand Or In Machines	-	-	100 038	32 383
696	Cutlery	-	-	44 858	12 800
697	Household Equipment Of Base Metal,n.e.s	21 623	81 295	-	-
699	Manufactures Of Base Metal N.e.s	-	-	12 320	13 236
711	Steam And Other Vapour Generating Boilers And Parts	-	-	19 446	63 183
712	Steam Or Oth Gen.boilers & Parts	-	-	16 389	130 463
713	Internal Combustion Piston Engines And Parts	-	-	507 744	249 596
716	Rotating Electric Plant And Parts Thereof,n.e.s	-	-	193 954	521 795
718	Other Power Generating Machinery And Parts Thereof,n.e.s	-	-	9 008	101 993
721	Agricultural Machinery And Parts	-	-	19 449	210 902
723	Civil Engineering And Contractor Plant And Equipment And Parts	-	-	51 587	22 205
724	Textile And Leather Machinery,and Parts Thereof,n.e.s	-	-	2 650	19 478
725	Paper Mill And Pulp Mill Machinery,paper Cutting Machine	-	-	2 899	30 386

Tabel 22. Lanjutan  
Table Continued

Negara/Country		Ekspor/Export		Import/Import	
SITC	Komoditi/Commodity	Berat Bersih Net Weight (Kg)	Nilai FOB FOB Value (US\$)	Berat Bersih Net Weight (Kg)	Nilai CIF CIF Value (US\$)
(1)	(2)	(4)	(5)	(6)	(7)
726	Printing And Bookbinding Machinery And Parts Thereof,n.e.s	-	-	54 491	1 144 704
727	Food-processing Machines And Parts Thereof,n.e.s	-	-	125 092	608 658
728	Other Machine And Equipment Specialized For Particular Industry	-	-	400 854	1 680 569
731	Machine-tools By Removing Metal	-	-	5 051	4 931
735	Part,nes For Machine Tools	-	-	568	1 704
737	Metal Working Machinery And Part	-	-	53 226	338 446
741	Heating And Cooling Equipment And Parts Thereof,n.e.s	-	-	192 445	737 631
742	Pumps For Liquid And Parts	-	-	12 111	29 677
743	Pumps And Compressors;fans & Blowers;centrifuges And Parts	-	-	88 772	1 222 017
744	Mechanical Handling Equipment And Parts Thereof,n.e.s	-	-	53 470	139 560
745	Other Non-electical Machinery,tools And Mechanical Apparatus	-	-	13 110	420 813
746	Ball Or Roller Bearing	-	-	31 368	28 006
747	Taps,cocks,valves For Pipes	-	-	115 902	174 129
748	Transmission Shafts And Cranks	-	-	53 125	76 393
749	Non-electric Parts And Accessories Of Machinery,n.e.s	-	-	22 497	87 403
751	Office Machines	-	-	5 000	1 485
771	Electric Power Machinery & Parts	-	-	3 467	31 068
772	Electrical Apparatus For Making And Breaking Electrical Circuit	-	-	4 016	56 620
773	Equipment For Distributing Electricity	-	-	36 281	50 663
776	Thermionic,cold Cathode And Photo-cathode Valves And Tubes	-	-	252	283
778	Electrical Machinery And Apparatus,n.e.s	-	-	464 706	414 201
781	Passenger Motor Cars	-	-	249 354	485 995
784	Parts And Accessories,n.e.s Of The Motor Vehicles	-	-	72 139	280 613
812	Sanitary,plumbing,heating And Lighting Fixtures And Fittings	-	-	30 000	100 701
813	Lighting Fixtures And Fittings	39 914	125 986	-	-
821	Furniture And Parts Thereof	196 754	381 118	-	-
845	Articles Of Apparel, Nes	1 430	3 581	-	-
848	Articles Of Apparel And Clothing Accessories Of Oth. Than Tex. Fab.	1 075 838	1 946 134	-	-
873	Meters And Counters, Nes	-	-	1 243	15 439
874	Measuring, Checking, Analysing And Controlling Instrument And App.	-	-	48 585	107 006
884	Optical Goods,n.e.s	357	24 187	-	-
885	Watches And Clocks	-	-	18	193
892	Printed Matter	-	-	213	2 066
893	Article,n.e.s Of Plastics	-	-	546	2 718
895	Office And Stationery Supplies N.e.s	-	-	72	406
898	Musical Instrument And Parts Andaccessories Thereof	-	-	510	1 281
899	Other Miscellaneous Manufactured Articles,n.e.s	8 962	22 170	-	-
921	Export For Pebt	1 275	630	-	-
	Subtotal	452 096 845	111 169 256	115 536 789	28 276 096
Austria					
054	Vegetables,fresh Chilled,frozen Or Simply Preserved	-	-	355 050	89 190
513	Carboxylic Acids,and Their Anhydrides,halides,peroxides	-	-	1 125	1 802
522	Inorganic Chemical Elements,oxides And Halogen Salts	-	-	42 000	9 240

Tabel 22. Lanjutan  
Table Continued

Negara/Country		Ekspor/Export		Import/Import	
SITC	Komoditi/Commodity	Berat Bersih Net Weight (Kg)	Nilai FOB FOB Value (US\$)	Berat Bersih Net Weight (Kg)	Nilai CIF CIF Value (US\$)
(1)	(2)	(4)	(5)	(6)	(7)
523	Metallic Salts And Peroxysalts	-	-	20 000	5 245
635	Wood Manufactures,n.e.s	194 873	142 923	-	-
642	Paper And Paperboard Cut To Size Or Shape And Articles Of Paper	-	-	100 924	182 397
657	Special Yarns,textile Fabrics	-	-	39	25
663	Mineral Manufactures,n.e.s	-	-	33 849	55 354
664	Glass	-	-	376	230
673	Flat Rolled Products Not Clad	-	-	1 728 250	460 325
694	Nails,screws,nuts,bolts,rivets In The Like Of Iron,steel/copper	-	-	278	3 090
699	Manufactures Of Base Metal N.e.s	-	-	347	2 339
725	Paper Mill And Pulp Mill Machinery,paper Cutting Machine	-	-	1 104	26 075
728	Other Machine And Equipment Specialized For Particular Industry	-	-	4 320	25 869
741	Heating And Cooling Equipment And Parts Thereof,n.e.s	-	-	46	1 860
745	Other Non-electical Machinery,tools And Mechanical Apparatus	242 327	348 705	84	5 324
746	Ball Or Roller Bearing	-	-	2 523	1 704
752	Automatic Data Processing Machines And Units Thereof	-	-	9 775	7 048
771	Electric Power Machinery & Parts	-	-	8 750	3 608
821	Furniture And Parts Thereof	36 646	81 620	-	-
899	Other Miscellaneous Manufactured Articles,n.e.s	383	1 199	-	-
	Subtotal	474 229	574 447	2 308 840	880 725
Belgium					
012	Other Meat,other Edible Meat Offal,fresh,chilled Or Frozen	240 292	780 506	-	-
036	Crustaceans Molluscs And Aquatic Invertebrates	261 810	1 783 381	-	-
046	Meal And Flour Of Wheat And Flour Of Meslin	-	-	4 183 000	858 594
057	Fruit And Nut,fresh Or Dried	4 403 809	1 068 174	-	-
071	Coffee And Coffee Substitutes	3 243 344	4 052 579	-	-
072	Cocoa	122 900	77 085	-	-
075	Spices	367 158	189 933	-	-
081	Feeding Stuff For Animals	-	-	619 674	227 254
098	Edible Product And Preparations	-	-	1 096	453
231	Natural Rubber Latex;natural Rubber And Similar Natural Gums	9 877 643	5 359 637	-	-
232	Synthetic Rubber Latex;synthetic Rubber And Reclaimed Rubber	-	-	235 536	165 751
248	Wood,Simply Worked And Railway Sleeper Of Wood	1 993 986	1 502 793	-	-
272	Fertilizers,crude	-	-	5 377 193	632 213
335	Residual Petroleum Products,nes And Related Materials	-	-	19 500	9 789
422	Fixed Vegetable Fats And Oils Solid,crude,refined/fractioned	3 475 000	940 625	-	-
431	Animal And Vegetable Oil And Fat Processed And Wax Of Animal/veg.	281 000	94 039	-	-
511	Hydrocarbon,n.e.s And Their Halogenated,nitrated Derivatives	-	-	12 173	6 850
512	Alcohols,phenols,phenol-alcohols And Their Halogenated	20 000	20 673	3 000	48 000
513	Carboxylic Acids,and Their Anhydrides,halides,peroxides	291 958	109 391	-	-
514	Nitrogen-function Compounds	-	-	222 080	287 730
515	Organo-inorganic And Heterocyclic Compounds	-	-	511 769	915 676
522	Inorganic Chemical Elements,oxides And Halogen Salts	-	-	72 088	22 495
523	Metallic Salts And Peroxysalts	-	-	84 000	24 360



Tabel 22. Lanjutan  
Table Continued

Negara/Country		Ekspor/Export		Import/Import	
SITC	Komoditi/Commodity	Berat Bersih Net Weight (Kg)	Nilai FOB FOB Value (US\$)	Berat Bersih Net Weight (Kg)	Nilai CIF CIF Value (US\$)
(1)	(2)	(4)	(5)	(6)	(7)
533	Pigments,paints,varnishes And Related Materials	-	-	37 794	19 812
554	Soap,cleansing And Polishing Preparation	-	-	27 349	55 796
562	Fertilizers,manufactured	-	-	4 130 433	590 786
575	Other Plastics In Primary Forms	-	-	47 000	27 940
592	Starches,inulin And Wheat Gluten Albuminoidal Substances;glues	-	-	65 022	51 606
598	Miscellaneous Chemical Products,n.e.s	72 000	37 319	60 261	204 542
625	Rubber Tyre,tyre Cases,tyre Treads,inner Tubes And Tyre Flaps	210 569	351 831	-	-
634	Veneers,plywood,improved Or Reconstituted Wood,worked,n.e.s	27 716 371	16 786 026	-	-
635	Wood Manufactures,n.e.s	2 548 826	1 865 625	-	-
642	Paper And Paperboard Cut To Size Or Shape And Articles Of Paper	13	14	-	-
651	Tetile Yarn	2 923	4 608	-	-
658	Made-up Articles,wholly Or Chiefly Of Textile Materials N.e.s	-	-	40 093	15 062
662	Clay Construction Materials And Refractory Construction Materials	-	-	284 651	180 618
664	Glass	2 200	4 024	-	-
665	Glassware	18 470	5 046	-	-
666	Pottery	1 020	7 240	-	-
671	Pig Iron,spiegeleisen,sponge Iron,ferro-alloys	-	-	387 841	189 153
673	Flat Rolled Products Not Clad	-	-	150 960	42 458
677	Rail And Railway Tract Construction Material Of Iron Or Steel	-	-	123 201	50 086
678	Wire Of Iron Or Steel	-	-	37 366	28 532
679	Tubes,pipes,hollow Profile,pipe Fitting Of Iron Or Steel	-	-	48	1 456
694	Nails,screws,nuts,bolts,rivets In The Like Of Iron,steel/copper	-	-	59	1 234
697	Household Equipment Of Base Metal,n.e.s	26 907	148 399	-	-
711	Steam And Other Vapour Generating Boilers And Parts	-	-	198 035	91 803
713	Internal Combustion Piston Engines And Parts	-	-	2 544	21 665
716	Rotating Electric Plant And Parts Thereof,n.e.s	-	-	202	741
721	Agricultural Machinery And Parts	-	-	500	2 237
723	Civil Engineering And Contractor Plant And Equipment And Parts	-	-	94	3 483
728	Other Machine And Equipment Specialized For Particular Industry	-	-	926	2 600
741	Heating And Cooling Equipment And Parts Thereof,n.e.s	1 450	7 189	-	-
742	Pumps For Liquid And Parts	-	-	9	11
745	Other Non-electical Machinery,tools And Mechanical Apparatus	-	-	980	18 265
747	Taps,cocks,valves For Pipes	-	-	32	1 161
748	Transmission Shafts And Cranks	-	-	3 854	4 582
749	Non-electric Parts And Accessories Of Machinery,n.e.s	-	-	3	112
772	Electrical Apparatus For Making And Breaking Electrical Circuit	-	-	3	171
776	Thermionic,cold Cathode And Photo-cathode Valves And Tubes	-	-	17	441
778	Electrical Machinery And Apparatus,n.e.s	50 908	138 536	2 255	2 057
821	Furniture And Parts Thereof	908 992	913 713	-	-
848	Articles Of Apparel And Clothing Accessories Of Oth. Than Tex. Fab.	1 039 345	2 398 845	-	-
871	Optical Instrument And Apparatus	120	8 976	-	-

Tabel 22. Lanjutan  
Table Continued

Negara/Country		Ekspor/Export		Import/Import	
SITC	Komoditi/Commodity	Berat Bersih Net Weight (Kg)	Nilai FOB FOB Value (US\$)	Berat Bersih Net Weight (Kg)	Nilai CIF CIF Value (US\$)
(1)	(2)	(4)	(5)	(6)	(7)
	874 Measuring, Checking, Analysing And Controlling Instrument And App.	-	-	180	11 453
	893 Article,n.e.s Of Plastics	-	-	21 622	4 304
	899 Other Miscellaneous Manufactured Articles,n.e.s	34 824	96 399	-	-
	Subtotal	57 213 838	38 752 606	16 964 443	4 823 332
Switzerland					
	034 Fish,fresh,chilled Or Frozen	36 022	136 090	-	-
	071 Coffee And Coffee Substitutes	427 600	387 877	-	-
	074 Tea And Mate	707 100	720 013	-	-
	231 Natural Rubber Latex;natural Rubber And Similar Natural Gums	132 424	84 830	-	-
	248 Wood, simply Worked And Railway Sleeper Of Wood	745 730	61 500	-	-
	278 Other Crude Minerals	-	-	21 000	3 798
	431 Animal And Vegetable Oil And Fat Processed And Wax Of Animal/veg.	-	-	820	3 644
	512 Alcohols,phenols,phenol-alcohols And Their Halogenated	60 000	55 374	2 728 895	559 371
	513 Carboxylic Acids,and Their Anhydrides,halides,peroxides	16 500	6 044	-	-
	514 Nitrogen-function Compounds	27 500	17 375	-	-
	523 Metallic Salts And Peroxysalts	-	-	124 758	20 485
	551 Essential Oils,perfume And Flavour Materials	66 351	1 175 134	730	3 291
	598 Miscellaneous Chemical Products,n.e.s	-	-	19 162	81 551
	611 Leather	4 124	111 667	-	-
	629 Articles Of Rubber,n.e.s	-	-	30 783	5 022
	634 Veneers,plywood,improved Or Reconstituted Wood,worked,n.e.s	74 928	55 335	-	-
	635 Wood Manufactures,n.e.s	4 474 469	3 053 225	-	-
	641 Paper And Paperboard	17 675	40 476	27 029	214 905
	642 Paper And Paperboard Cut To Size Or Shape And Articles Of Paper	-	-	3 241	120 363
	662 Clay Construction Materials And Refractory Construction Materials	-	-	9 111	7 290
	663 Mineral Manufactures,n.e.s	-	-	29 177	36 113
	672 Ingots And Other Primary Forms,of Iron Or Steel	-	-	2 900 940	158 420
	682 Copper	-	-	8 038	2 742
	693 Wire Product And Fencing Grills	-	-	209 939	89 223
	699 Manufactures Of Base Metal N.e.s	-	-	452	2 491
	721 Agricultural Machinery And Parts	-	-	768	1 087
	725 Paper Mill And Pulp Mill Machinery,paper Cutting Machine	-	-	10 820	25 465
	728 Other Machine And Equipment Specialized For Particular Industry	180 626	191 314	-	-
	742 Pumps For Liquid And Parts	-	-	650	4 221
	743 Pumps And Compressors;fans & Blowers;centrifuges And Parts	-	-	610	5 428
	745 Other Non-electical Machinery,tools And Mechanical Apparatus	-	-	775	21 131
	746 Ball Or Roller Bearing	-	-	12	72
	747 Taps,cocks,valves For Pipes	-	-	76 993	73 399
	748 Transmission Shafts And Cranks	-	-	31 515	42 551
	752 Automatic Data Processing Machines And Units Thereof	-	-	48	373
	772 Electrical Apparatus For Making And Breaking Electrical	-	-	458	3 110

Tabel 22. Lanjutan  
Table Continued

Negara/Country		Eksport/Export		Import/Import	
SITC	Komoditi/Commodity	Berat Bersih Net Weight (Kg)	Nilai FOB FOB Value (US\$)	Berat Bersih Net Weight (Kg)	Nilai CIF CIF Value (US\$)
(1)	(2)	(4)	(5)	(6)	(7)
	Circuit				
778	Electrical Machinery And Apparatus,n.e.s	14 630	19 932	67	1 496
821	Furniture And Parts Thereof	35 338	62 923	-	-
831	Travel Goods	179	19 128	-	-
848	Articles Of Apparel And Clothing Accessories Of Oth. Than Tex. Fab.	443 482	1 088 995	-	-
872	Medical Instruments And Appliances, Nes	-	-	1	977
874	Measuring, Checking, Analysing And Controlling Instrument And App.	-	-	570	21 409
	Subtotal	7 464 678	7 287 232	6 237 362	1 509 428
Luxembourg					
231	Natural Rubber Latex;natural Rubber And Similar Natural Gums	7 334 646	4 008 184	-	-
676	Iron And Steel Bar,rods,angels,shaped And Sections	-	-	61 657	15 686
	Subtotal	7 334 646	4 008 184	61 657	15 686
Monaco					
001	Live Animals Other Than Fish	4 483	6 651	-	-
292	Crude Vegetable Materials,n.e.s	9 849	9 082	-	-
	Subtotal	14 332	15 733	-	-
Denmark					
057	Fruit And Nut,fresh Or Dried	35 000	10 950	-	-
058	Fruit,preserved And Fruit Preparations	394 625	190 755	-	-
071	Coffee And Coffee Substitutes	988 311	1 413 729	-	-
075	Spices	88 041	33 731	-	-
081	Feeding Stuff For Animals	-	-	4 574 196	2 474 638
248	Wood,Simply Worked And Railway Sleeper Of Wood	108 555	69 212	-	-
335	Residual Petroleum Products,nes And Related Materials	-	-	80 000	37 864
562	Fertilizers,manufactured	-	-	2 346 039	388 775
592	Starches,inulin And Wheat Gluten Albuminoidal Substances;glues	-	-	91	403
598	Miscellaneous Chemical Products,n.e.s	-	-	125 694	243 197
621	Materials Of Rubber	-	-	11 598	18 376
625	Rubber Tyre,tyre Cases,tyre Treads,inner Tubes And Tyre Flaps	645 677	1 034 489	-	-
629	Articles Of Rubber,n.e.s	-	-	325	5 010
634	Veneers,plywood,improved Or Reconstituted Wood,worked,n.e.s	18 759 223	10 468 184	-	-
635	Wood Manufactures,n.e.s	2 537 970	1 837 190	-	-
642	Paper And Paperboard Cut To Size Or Shape And Articles Of Paper	31 903	24 306	-	-
662	Clay Construction Materials And Refractory Construction Materials	-	-	244 640	226 088
673	Flat Rolled Products Not Clad	-	-	105 360	14 023
679	Tubes,pipes,hollow Profile,pipe Fitting Of Iron Or Steel	-	-	17	274
694	Nails,screws,nuts,bolts,rivets In The Like Of Iron,steel/copper	-	-	12 401	2 268
699	Manufactures Of Base Metal N.e.s	-	-	66	1 025
713	Internal Combustion Piston Engines And Parts	-	-	39 809	16 093
716	Rotating Electric Plant And Parts Thereof,n.e.s	-	-	11 886	4 093
721	Agricultural Machinery And Parts	-	-	10 678	17 938
724	Textile And Leather Machinery,and Parts Thereof.n.e.s	-	-	254	5 971

Tabel 22. Lanjutan  
Table Continued

Negara/Country		Ekspor/Export		Import/Import	
SITC	Komoditi/Commodity	Berat Bersih Net Weight (Kg)	Nilai FOB FOB Value (US\$)	Berat Bersih Net Weight (Kg)	Nilai CIF CIF Value (US\$)
(1)	(2)	(4)	(5)	(6)	(7)
727	Food-processing Machines And Parts Thereof,n.e.s	-	-	1 113	66 330
728	Other Machine And Equipment Specialized For Particular Industry	126	970	-	-
741	Heating And Cooling Equipment And Parts Thereof,n.e.s	-	-	44 651	108 199
742	Pumps For Liquid And Parts	-	-	32 386	247 812
743	Pumps And Compressors;fans & Blowers;centrifuges And Parts	-	-	27 076	192 368
745	Other Non-electical Machinery,tools And Mechanical Apparatus	-	-	1 450	10 000
746	Ball Or Roller Bearing	-	-	200	2 378
747	Taps,cocks,valves For Pipes	-	-	16 192	52 956
748	Transmission Shafts And Cranks	-	-	282	7 816
749	Non-electric Parts And Accessories Of Machinery,n.e.s	-	-	986	12 942
752	Automatic Data Processing Machines And Units Thereof	-	-	7 341	1 785
772	Electrical Apparatus For Making And Breaking Electrical Circuit	-	-	360	5 772
821	Furniture And Parts Thereof	247 737	304 840	-	-
848	Articles Of Apparel And Clothing Accessories Of Oth. Than Tex. Fab.	567 539	1 264 563	-	-
873	Meters And Counters, Nes	-	-	278	37 688
874	Measuring, Checking, Analysing And Controlling Instrument And App.	-	-	480	7 154
892	Printed Matter	3 556	11 162	-	-
	Subtotal	24 408 263	16 664 081	7 695 849	4 209 236
Norway					
057	Fruit And Nut,fresh Or Dried	17 460	4 949	-	-
071	Coffee And Coffee Substitutes	35 100	41 647	-	-
081	Feeding Stuff For Animals	-	-	433 687	139 895
091	Margarine And Shortening	40 000	10 600	-	-
231	Natural Rubber Latex,natural Rubber And Similar Natural Gums	1 733 760	1 012 338	-	-
248	Wood,Simply Worked And Railway Sleeper Of Wood	72 569	46 266	-	-
513	Carboxylic Acids,and Their Anhydrides,halides,peroxides	760 123	359 473	-	-
515	Organo-inorganic And Heterocyclic Compounds	-	-	13 931	39 040
523	Metallic Salts And Peroxysalts	-	-	95 670	24 024
562	Fertilizers,manufactured	-	-	1 306 200	180 508
592	Starches,inulin And Wheat Gluten Albuminoidal Substances;glues	-	-	41	514
598	Miscellaneous Chemical Products,n.e.s	-	-	35 750	134 518
634	Veneers,plywood,improved Or Reconstituted Wood,worked,n.e.s	813 854	406 991	-	-
635	Wood Manufactures,n.e.s	1 128 635	1 540 983	-	-
641	Paper And Paperboard	3 300	2 247	-	-
821	Furniture And Parts Thereof	151 553	386 680	-	-
845	Articles Of Apparel, Nes	3 133	3 947	-	-
848	Articles Of Apparel And Clothing Accessories Of Oth. Than Tex. Fab.	151 179	361 125	-	-
899	Other Miscellaneous Manufactured Articles,n.e.s	38 768	95 366	-	-
	Subtotal	4 949 434	4 272 612	1 885 279	518 499
Sweden					
071	Coffee And Coffee Substitutes	242 500	322 147	-	-

Tabel 22. Lanjutan  
Table Continued

Negara/Country		Ekspor/Export		Import/Import	
SITC	Komoditi/Commodity	Berat Bersih Net Weight (Kg)	Nilai FOB FOB Value (US\$)	Berat Bersih Net Weight (Kg)	Nilai CIF CIF Value (US\$)
(1)	(2)	(4)	(5)	(6)	(7)
075	Spices	158 462	60 499	-	-
231	Natural Rubber Latex;natural Rubber And Similar Natural Gums	100 800	50 000	-	-
251	Pulp And Waste Paper	-	-	261 810	108 154
421	Fixed Vegetable Fats And Oils Soft,crude,refined Or Fractioned	500 000	80 000	-	-
554	Soap,cleansing And Polishing Preparation	-	-	1 392	688
575	Other Plastics In Primary Forms	-	-	110 040	177 137
592	Starches,inulin And Wheat Gluten Albuminoidal Substances;glues	-	-	22 784	55 947
598	Miscellaneous Chemical Products,n.e.s	-	-	11 846	19 192
629	Articles Of Rubber,n.e.s	-	-	722	39 992
634	Veneers,plywood,improved Or Reconstituted Wood,worked,n.e.s	-	-	24 000	25 725
635	Wood Manufactures,n.e.s	270 226	220 131	-	-
641	Paper And Paperboard	-	-	4 969 381	3 331 798
661	Lime,cement And Fabricated Construction Materials	-	-	35 840	4 020
664	Glass	203 346	29 078	-	-
665	Glassware	11 130	8 298	-	-
673	Flat Rolled Products Not Clad	-	-	230	45
675	Flat Rolled Product,alloy Steel	-	-	244 350	32 393
694	Nails,screws,nuts,bolts,rivets In The Like Of Iron,steel/copper	-	-	82 905	25 217
695	Tools For Use In The Hand Or In Machines	-	-	58 030	13 646
697	Household Equipment Of Base Metal,n.e.s	4 497	20 247	-	-
699	Manufactures Of Base Metal N.e.s	-	-	5 360	2 012
713	Internal Combustion Piston Engines And Parts	-	-	1 403	16 357
723	Civil Engineering And Contractor Plant And Equipment And Parts	-	-	31 533	43 483
727	Food-processing Machines And Parts Thereof,n.e.s	-	-	93 034	374 075
731	Machine-tools By Removing Metal	-	-	5 440	8 442
741	Heating And Cooling Equipment And Parts Thereof,n.e.s	-	-	27 679	139 802
742	Pumps For Liquid And Parts	-	-	11 277	10 385
743	Pumps And Compressors;fans & Blowers;centrifuges And Parts	-	-	5 029	126 539
745	Other Non-electical Machinery,tools And Mechanical Apparatus	-	-	1 720	97 727
746	Ball Or Roller Bearing	-	-	479	2 368
747	Taps,cocks,valves For Pipes	-	-	1	165
748	Transmission Shafts And Cranks	-	-	5 637	11 459
749	Non-electric Parts And Accessories Of Machinery,n.e.s	-	-	234	1 406
773	Equipment For Distributing Electricity	-	-	37 203	37 319
782	Motor Vehicle For The Transport Of Goods	-	-	49 039	18 227
786	Trailer And Other-vehicle,not Motorized	-	-	20 255	17 254
821	Furniture And Parts Thereof	65 610	163 461	3	110
848	Articles Of Apparel And Clothing Accessories Of Oth. Than Tex. Fab.	129 394	310 006	-	-
899	Other Miscellaneous Manufactured Articles,n.e.s	10 734	34 371	-	-
	Subtotal	1 696 699	1 298 238	6 118 656	4 741 084
Finland					
047	Other Cereal Meals And Flours	-	-	20	608
075	Spices	37 998	16 120	-	-

Tabel 22. Lanjutan  
Table Continued

Negara/Country		Ekspor/Export		Import/Import	
SITC	Komoditi/Commodity	Berat Bersih Net Weight (Kg)	Nilai FOB FOB Value (US\$)	Berat Bersih Net Weight (Kg)	Nilai CIF CIF Value (US\$)
(1)	(2)	(4)	(5)	(6)	(7)
551	Essential Oils,perfume And Flavour Materials	11 158	166 425	-	-
629	Articles Of Rubber,n.e.s	-	-	389	1 385
634	Veneers,plywood,improved Or Reconstituted Wood,worked,n.e.s	3 015 451	2 784 477	-	-
635	Wood Manufactures,n.e.s	64 833	64 636	-	-
641	Paper And Paperboard	-	-	410 972	246 583
657	Special Yarns,textile Fabrics	-	-	10	200
662	Clay Construction Materials And Refactory Construction Materials	-	-	3 552	10 624
694	Nails,screws,nuts,bolts,rivets In The Like Of Iron,steel/copper	-	-	65	1 345
699	Manufactures Of Base Metal N.e.s	-	-	1 322	2 839
728	Other Machine And Equipment Specialized For Particular Industry	-	-	42	61
735	Part,nes For Machine Tools	-	-	9	51
742	Pumps For Liquid And Parts	-	-	86	1 129
743	Pumps And Compressors;fans & Blowers;centrifuges And Parts	-	-	4 077	38 326
747	Taps,cocks,valves For Pipes	-	-	14 161	11 730
778	Electrical Machinery And Apparatus,n.e.s	-	-	1	2
793	Ships,boats And Floating Structures	-	-	3 738 000	28 000 000
821	Furniture And Parts Thereof	121	394	-	-
898	Musical Instrument And Parts Andaccessories Thereof	4	7	-	-
899	Other Miscellaneous Manufactured Articles,n.e.s	31 416	96 491	-	-
	Subtotal	3 160 981	3 128 550	4 172 706	28 314 883
Ireland					
036	Crustaceans Molluscs And Aquatic Invertebrates	318 717	2 185 555	-	-
058	Fruit,preserved And Fruit Preparations	159 720	64 362	-	-
071	Coffee And Coffee Substitutes	508 000	521 822	-	-
074	Tea And Mate	194 680	202 460	-	-
231	Natural Rubber Latex;natural Rubber And Similar Natural Gums	3 024 000	1 415 227	-	-
245	Fuel Wood And Wood Charcoal	172 480	25 479	-	-
634	Veneers,plywood,improved Or Reconstituted Wood,worked,n.e.s	2 716 638	1 252 341	7 780	1 340
635	Wood Manufactures,n.e.s	925 803	885 226	-	-
699	Manufactures Of Base Metal N.e.s	-	-	2 464	1 507
772	Electrical Apparatus For Making And Breaking Electrical Circuit	-	-	87	1 563
821	Furniture And Parts Thereof	190 853	222 020	-	-
848	Articles Of Apparel And Clothing Accessories Of Oth. Than Tex. Fab.	75 625	91 300	-	-
884	Optical Goods,n.e.s	9 270	43 040	-	-
	Subtotal	8 295 786	6 908 832	10 331	4 410
Italy					
036	Crustaceans Molluscs And Aquatic Invertebrates	363 346	1 082 590	-	-
057	Fruit And Nut,fresh Or Dried	-	-	12 369	7 323
071	Coffee And Coffee Substitutes	1 048 300	703 671	-	-
072	Cocoa	462 400	325 236	-	-
075	Spices	203 542	101 885	-	-
081	Feeding Stuff For Animals	-	-	1 689 492	471 642

Tabel 22. Lanjutan  
Table Continued

Negara/Country		Ekspor/Export		Impor/Import	
SITC	Komoditi/Commodity	Berat Bersih Net Weight (Kg)	Nilai FOB FOB Value (US\$)	Berat Bersih Net Weight (Kg)	Nilai CIF CIF Value (US\$)
(1)	(2)	(4)	(5)	(6)	(7)
222	Oil Seeds Use For Extraction Of Soft Fixed Vegetable Oils	51 600	14 229	-	-
231	Natural Rubber Latex;natural Rubber And Similar Natural Gums	24 859 088	13 352 488	40 310	17 494
245	Fuel Wood And Wood Charcoal	19 500 063	1 047 005	-	-
248	Wood, simply Worked And Railway Sleeper Of Wood	886 414	830 984	-	-
266	Synthetic Fibres Suitable For Spinning	-	-	15 442	7 616
273	Stone, sand And Gravel	-	-	1 609 944	113 853
292	Crude Vegetable Materials, n.e.s	101 622	233 761	2 679	8 628
321	Coal, pulverized Or Not	19 778	2 076	-	-
422	Fixed Vegetable Fats And Oils Solid, crude, refined/fractioned	173 989 300	40 848 222	-	-
513	Carboxylic Acids, and Their Anhydrides, halides, peroxides	154 153	77 279	6 000	35 190
514	Nitrogen-function Compounds	-	-	74 802	194 450
515	Organo-inorganic And Heterocyclic Compounds	-	-	63 033	178 310
522	Inorganic Chemical Elements, oxides And Halogen Salts	-	-	199 639	47 293
551	Essential Oils, perfume And Flavour Materials	42 775	1 086 884	-	-
581	Tubes, pipes And Hoses Of Plastic	-	-	17 198	13 006
597	Additive For Mineral Oils	-	-	222 210	318 660
598	Miscellaneous Chemical Products, n.e.s	292 378	140 081	67 894	156 285
611	Leather	318	26 512	-	-
621	Materials Of Rubber	-	-	12 195	4 717
625	Rubber Tyre, tyre Cases, tyre Treads, inner Tubes And Tyre Flaps	1 252 946	2 209 584	9 326	4 397
629	Articles Of Rubber, n.e.s	5 688	25 217	2 516	39 783
634	Veneers, plywood, improved Or Reconstituted Wood, worked, n.e.s	3 736 908	2 859 653	-	-
635	Wood Manufactures, n.e.s	668 646	566 119	-	-
641	Paper And Paperboard	4 200	1 901	-	-
657	Special Yarns, textile Fabrics	-	-	4 739	9 628
662	Clay Construction Materials And Refractory Construction Materials	-	-	109 910	58 563
673	Flat Rolled Products Not Clad	-	-	255 953	113 146
676	Iron And Steel Bar, rods, angles, shaped And Sections	-	-	50 213	50 068
679	Tubes, pipes, hollow Profile, pipe Fitting Of Iron Or Steel	-	-	192 241	141 527
682	Copper	-	-	1 500	3 675
694	Nails, screws, nuts, bolts, rivets In The Like Of Iron, steel/copper	-	-	1 145	11 353
695	Tools For Use In The Hand Or In Machines	-	-	2 310	748
697	Household Equipment Of Base Metal, n.e.s	3 784	30 560	47 892	26 323
699	Manufactures Of Base Metal N.e.s	-	-	48 083	25 096
713	Internal Combustion Piston Engines And Parts	-	-	232	2 190
722	Tractors	-	-	11 952	86 000
723	Civil Engineering And Contractor Plant And Equipment And Parts	-	-	6 390	13 147
724	Textile And Leather Machinery, and Parts Thereof, n.e.s	-	-	109	3 564
727	Food-processing Machines And Parts Thereof, n.e.s	-	-	315	6 845
728	Other Machine And Equipment Specialized For Particular Industry	-	-	208 378	734 724
731	Machine-tools By Removing Metal	-	-	27 235	20 330
733	Machine-tool For Working Metal	-	-	38 205	12 725
737	Metal Working Machinery And Part	-	-	31	1 080

Tabel 22. Lanjutan  
Table Continued

Negara/Country		Ekspor/Export		Import/Import	
SITC	Komoditi/Commodity	Berat Bersih Net Weight (Kg)	Nilai FOB FOB Value (US\$)	Berat Bersih Net Weight (Kg)	Nilai CIF CIF Value (US\$)
(1)	(2)	(4)	(5)	(6)	(7)
741	Heating And Cooling Equipment And Parts Thereof,n.e.s	-	-	4 609	16 537
742	Pumps For Liquid And Parts	-	-	20 737	21 480
743	Pumps And Compressors;fans & Blowers;centrifuges And Parts	-	-	88 420	2 482 579
744	Mechanical Handling Equipment And Parts Thereof,n.e.s	-	-	53 548	41 302
745	Other Non-electical Machinery,tools And Mechanical Apparatus	-	-	175 950	2 157 888
746	Ball Or Roller Bearing	-	-	356	5 405
747	Taps,cocks,valves For Pipes	-	-	2 375	29 156
748	Transmission Shafts And Cranks	-	-	39 648	299 630
749	Non-electric Parts And Accessories Of Machinery,n.e.s	-	-	3 180	28 510
759	Parts,n.e.s Of And Accessories For Machine Heading 751 Or 752	199	1 285	-	-
772	Electrical Apparatus For Making And Breaking Electrical Circuit	-	-	897	3 115
778	Electrical Machinery And Apparatus,n.e.s	-	-	6 175	14 399
783	Road Motor Vehicles,n.e.s	-	-	230	105
784	Parts And Accessories,n.e.s Of The Motor Vehicles	-	-	991	316
821	Furniture And Parts Thereof	59 119	111 851	-	-
848	Articles Of Apparel And Clothing Accessories Of Oth. Than Tex. Fab.	483 682	1 090 589	-	-
872	Medical Instruments And Appliances, Nes	-	-	76 920	29 073
874	Measuring, Checking, Analysing And Controlling Instrument And App.	-	-	45 185	16 959
884	Optical Goods,n.e.s	12 526	667 767	-	-
885	Watches And Clocks	-	-	3	22
893	Article,n.e.s Of Plastics	2 420	1 248	28 591	14 897
894	Baby Carriages,toys,games And Sporting Goods	-	-	1 965	686
899	Other Miscellaneous Manufactured Articles,n.e.s	25 673	51 008	-	-
921	Export For Pebt	2 350	9 280	-	-
	Subtotal	228 233 218	67 498 965	5 601 662	8 101 438
Spain					
034	Fish,fresh,chilled Or Frozen	92 131	194 051	-	-
036	Crustaceans Moluscs And Aquatic Invertebrates	156 314	287 511	-	-
037	Fish,crustaceans,moluscs And Oth Aquatic Invert,prep Or Preserve	179 977	525 826	-	-
054	Vegetables,fresh Chilled,frozen Or Simply Preserved	2 251 177	204 765	-	-
057	Fruit And Nut,fresh Or Dried	-	-	635	367
058	Fruit,preserved And Fruit Preparations	-	-	44 530	7 940
071	Coffee And Coffee Substitutes	397 700	282 442	-	-
072	Cocoa	980 600	567 473	-	-
075	Spices	45 000	26 155	-	-
091	Margarine And Shortening	2 040 000	257 200	-	-
231	Natural Rubber Latex;natural Rubber And Similar Natural Gums	9 573 011	5 742 969	-	-
267	Other Man-made Fibres Suitable For Spinning And Waste Of N-n-f	19 635	32 397	-	-
278	Other Crude Minerals	228	69	-	-
288	Non-ferrous Base Metal Waste And Scrap, N.e.s.	-	-	17 900	23 091
292	Crude Vegetable Materials,n.e.s	-	-	32 000	9 600



Tabel 22. Lanjutan  
Table Continued

Negara/Country		Ekspor/Export		Impor/Import	
SITC	Komoditi/Commodity	Berat Bersih Net Weight (Kg)	Nilai FOB FOB Value (US\$)	Berat Bersih Net Weight (Kg)	Nilai CIF CIF Value (US\$)
(1)	(2)	(4)	(5)	(6)	(7)
421	Fixed Vegetable Fats And Oils Soft,crude,refined Or Fractioned	3 009 494	486 653	-	-
422	Fixed Vegetable Fats And Oils Solid,crude,refined/fractioned	106 166 996	22 497 039	-	-
431	Animal And Vegetable Oil And Fat Processed And Wax Of Animal/veg.	13 289 987	2 693 090	-	-
512	Alcohols,phenols,phenol-alcohols And Their Halogenated	475 690	431 249	-	-
513	Carboxylic Acids,and Their Anhydrides,halides,peroxides	462 678	166 868	-	-
514	Nitrogen-function Compounds	-	-	40 000	32 400
522	Inorganic Chemical Elements,oxides And Halogen Salts	-	-	714	2 332
531	Synthetic Org.colouring Matter	-	-	4 358	3 077
533	Pigments,paints,varnishes And Related Materials	-	-	11	173
551	Essential Oils,perfume And Flavour Materials	73 624	1 553 876	6 000	21 550
598	Miscellaneous Chemical Products,n.e.s	-	-	367 223	556 772
611	Leather	2 338	129 492	-	-
625	Rubber Tyre,tyre Cases,tyre Treads,inner Tubes And Tyre Flaps	257 913	522 811	-	-
634	Veneers,plywood,improved Or Reconstituted Wood,worked,n.e.s	384 878	275 660	-	-
635	Wood Manufactures,n.e.s	328 385	287 007	-	-
641	Paper And Paperboard	-	-	1 168	452
642	Paper And Paperboard Cut To Size Or Shape And Articles Of Paper	-	-	4 594	28 536
652	Cotton Fabrics,woven	105	2 700	-	-
655	Knitted Or Crocheted Fabrics	-	-	880	6 257
662	Clay Construction Materials And Refractory Construction Materials	-	-	466 097	75 912
664	Glass	684 222	112 274	-	-
665	Glassware	218 958	104 710	52 919	19 307
672	Ingots And Other Primary Forms,of Iron Or Steel	-	-	25 648	22 891
675	Flat Rolled Product,alloy Steel	-	-	468 615	471 956
676	Iron And Steel Bar,rods,angels,shaped And Sections	-	-	216 056	213 943
679	Tubes,pipes,hollow Profile,pipe Fitting Of Iron Or Steel	-	-	11 752	10 608
684	Aluminium	-	-	307	451
692	Metal Containers For Storage And Transport	-	-	345 372	25 938
723	Civil Engineering And Contractor Plant And Equipment And Parts	-	-	259	7 453
724	Textile And Leather Machinery,and Parts Thereof,n.e.s	-	-	492	455
728	Other Machine And Equipment Specialized For Particular Industry	-	-	12 157	26 595
741	Heating And Cooling Equipment And Parts Thereof,n.e.s	-	-	110	2 105
742	Pumps For Liquid And Parts	-	-	3 264	3 869
743	Pumps And Compressors;fans & Blowers;centrifuges And Parts	-	-	811	17 311
746	Ball Or Roller Bearing	-	-	102	10 844
747	Taps,cocks,valves For Pipes	-	-	327	421
748	Transmission Shafts And Cranks	-	-	42	1 690
772	Electrical Apparatus For Making And Breaking Electrical Circuit	-	-	937	11 324
778	Electrical Machinery And Apparatus,n.e.s	-	-	1 329	1 779
784	Parts And Accessories,n.e.s Of The Motor Vehicles	-	-	12 667	29 304
812	Sanitary,plumbing,heating And Lighting Fixtures And Fittings	-	-	37 808	6 590
821	Furniture And Parts Thereof	406 480	660 170	-	-

Tabel 22. Lanjutan  
Table Continued

Negara/Country		Ekspor/Export		Impor/Import	
SITC	Komoditi/Commodity	Berat Bersih Net Weight (Kg)	Nilai FOB FOB Value (US\$)	Berat Bersih Net Weight (Kg)	Nilai CIF CIF Value (US\$)
(1)	(2)	(4)	(5)	(6)	(7)
	848 Articles Of Apparel And Clothing Accessories Of Oth. Than Tex. Fab.	2 639 263	4 625 470	-	-
	851 Footwear	37 524	171 573	-	-
	884 Optical Goods,n.e.s	451	37 805	-	-
	895 Office And Stationery Supplies N.e.s	3 066	8 681	-	-
	899 Other Miscellaneous Manufactured Articles,n.e.s	2 000	3 578	-	-
	Subtotal	144 179 825	42 891 564	2 177 084	1 653 293
Portugal					
	036 Crustaceans Molluscs And Aquatic Invertebrates	37 500	73 337	-	-
	057 Fruit And Nut,fresh Or Dried	2 366	4 565	-	-
	071 Coffee And Coffee Substitutes	72 000	40 480	-	-
	075 Spices	158 416	78 357	-	-
	091 Margarine And Shortening	72 000	19 620	-	-
	231 Natural Rubber Latex;natural Rubber And Similar Natural Gums	604 800	373 660	-	-
	421 Fixed Vegetable Fats And Oils Soft,crude,refined Or Fractioned	3 000 000	410 000	-	-
	422 Fixed Vegetable Fats And Oils Solid,crude,refined/fractioned	39 377 009	8 721 962	-	-
	431 Animal And Vegetable Oil And Fat Processed And Wax Of Animal/veg.	1 011 436	375 497	-	-
	533 Pigments,paints,varnishes And Related Materials	-	-	42 746	35 727
	633 Cork Manufactures	-	-	4 885	5 085
	635 Wood Manufactures,n.e.s	74 492	77 877	-	-
	651 Tetile Yarn	26 707	25 015	-	-
	665 Glassware	28 336	13 678	-	-
	848 Articles Of Apparel And Clothing Accessories Of Oth. Than Tex. Fab.	609 211	1 036 923	-	-
	874 Measuring, Checking, Analysing And Controlling Instrument And App.	-	-	601	6 436
	893 Article,n.e.s Of Plastics	8 660	11 331	-	-
	Subtotal	45 082 933	11 262 302	48 232	47 248
Iceland					
	893 Article,n.e.s Of Plastics	-	-	399	1 836
	899 Other Miscellaneous Manufactured Articles,n.e.s	4 000	3 564	-	-
	Subtotal	4 000	3 564	399	1 836
Greece					
	034 Fish,fresh,chilled Or Frozen	513	3 000	-	-
	036 Crustaceans Molluscs And Aquatic Invertebrates	19 200	57 500	-	-
	071 Coffee And Coffee Substitutes	26 750	41 315	-	-
	073 Chocolate And Other Food Preparations Containing Cocoa N.e.s	15 000	13 500	-	-
	075 Spices	160 729	94 422	-	-
	121 Tobacco,unmanufactured;tobacco Refuse	23 512	152 714	107 400	316 640
	231 Natural Rubber Latex;natural Rubber And Similar Natural Gums	3 849 646	1 931 668	-	-
	248 Wood,Simply Worked And Railway Sleeper Of Wood	103 630	95 843	-	-
	422 Fixed Vegetable Fats And Oils Solid,crude,refined/fractioned	50 197 792	10 445 567	-	-
	431 Animal And Vegetable Oil And Fat Processed And Wax Of Animal/veg.	1 200 000	407 770	-	-
	551 Essential Oils,perfume And Flavour Materials	5 000	74 600	-	-
	598 Miscellaneous Chemical Products,n.e.s	84 000	64 330	-	-

Tabel 22. Lanjutan  
Table Continued

Negara/Country		Ekspor/Export		Impor/Import	
SITC	Komoditi/Commodity	Berat Bersih Net Weight (Kg)	Nilai FOB FOB Value (US\$)	Berat Bersih Net Weight (Kg)	Nilai CIF CIF Value (US\$)
(1)	(2)	(4)	(5)	(6)	(7)
621	Materials Of Rubber	136 981	206 673	-	-
634	Veneers,plywood,improved Or Reconstituted Wood,worked,n.e.s	1 564 196	1 555 134	-	-
635	Wood Manufactures,n.e.s	138 488	153 289	-	-
664	Glass	291 261	88 912	-	-
665	Glassware	358 007	253 593	-	-
673	Flat Rolled Products Not Clad	-	-	18 000	3 256
821	Furniture And Parts Thereof	199 290	563 837	-	-
848	Articles Of Apparel And Clothing Accessories Of Oth. Than Tex. Fab.	470 091	774 535	-	-
851	Footwear	13 929	74 393	-	-
893	Article,n.e.s Of Plastics	7 971	9 236	-	-
	Subtotal	58 865 986	17 061 831	125 400	319 896
Hungary					
057	Fruit And Nut,fresh Or Dried	28 706	3 246	-	-
072	Cocoa	485 000	897 844	-	-
074	Tea And Mate	300 680	305 128	-	-
231	Natural Rubber Latex;natural Rubber And Similar Natural Gums	826 560	420 281	-	-
746	Ball Or Roller Bearing	-	-	188	2 050
778	Electrical Machinery And Apparatus,n.e.s	-	-	20 470	40 411
821	Furniture And Parts Thereof	114 340	279 867	-	-
874	Measuring, Checking, Analysing And Controlling Instrument And App.	-	-	12	930
884	Optical Goods,n.e.s	7 536	1 141 339	-	-
899	Other Miscellaneous Manufactured Articles,n.e.s	12	60	-	-
921	Export For Pebt	9 300	15 328	-	-
	Subtotal	1 772 134	3 063 093	20 670	43 391
Poland					
057	Fruit And Nut,fresh Or Dried	905 812	277 447	-	-
071	Coffee And Coffee Substitutes	325 442	570 988	-	-
072	Cocoa	120 900	42 315	-	-
074	Tea And Mate	336 360	332 112	-	-
075	Spices	115 597	33 477	-	-
231	Natural Rubber Latex;natural Rubber And Similar Natural Gums	5 606 472	3 055 991	-	-
246	Wood In Chips Or Particles And Waste	16 309	6 677	-	-
248	Wood, simply Worked And Railway Sleeper Of Wood	846 924	584 327	224 055	230 953
422	Fixed Vegetable Fats And Oils Solid,crude,refined/fractioned	26 070 000	5 565 469	-	-
582	Plates,sheets, film Of Plastics	3	21	-	-
598	Miscellaneous Chemical Products,n.e.s	-	-	5 000	4 656
634	Veneers,plywood,improved Or Reconstituted Wood,worked,n.e.s	1 899 000	1 693 456	-	-
635	Wood Manufactures,n.e.s	149 431	142 805	-	-
665	Glassware	82 767	42 190	-	-
716	Rotating Electric Plant And Parts Thereof,n.e.s	-	-	1 053	14 744
731	Machine-tools By Removing Metal	-	-	735	52 918
733	Machine-tool For Working Metal	-	-	8 057	16 300
737	Metal Working Machinery And Part	-	-	4	3

Tabel 22. Lanjutan  
Table Continued

Negara/Country		Ekspor/Export		Import/Import	
SITC	Komoditi/Commodity	Berat Bersih Net Weight (Kg)	Nilai FOB FOB Value (US\$)	Berat Bersih Net Weight (Kg)	Nilai CIF CIF Value (US\$)
(1)	(2)	(4)	(5)	(6)	(7)
747	Taps,cocks,valves For Pipes	-	-	9 421	35 236
748	Transmission Shafts And Cranks	-	-	1 363	20 093
749	Non-electric Parts And Accessories Of Machinery,n.e.s	-	-	207	3 000
772	Electrical Apparatus For Making And Breaking Electrical Circuit	-	-	18	226
821	Furniture And Parts Thereof	11 340	35 354	-	-
	Subtotal	36 486 357	12 382 629	249 913	378 129
Romania					
071	Coffee And Coffee Substitutes	601 200	226 400	-	-
074	Tea And Mate	265 868	274 944	-	-
075	Spices	19 000	6 741	-	-
091	Margarine And Shortening	1 564 180	535 156	-	-
231	Natural Rubber Latex;natural Rubber And Similar Natural Gums	5 315 230	2 641 917	-	-
421	Fixed Vegetable Fats And Oils Soft,crude,refined Or Fractioned	23 574	10 839	-	-
431	Animal And Vegetable Oil And Fat Processed And Wax Of Animal/veg.	930 019	232 875	-	-
514	Nitrogen-function Compounds	-	-	16 000	9 120
673	Flat Rolled Products Not Clad	-	-	7 270	1 719
676	Iron And Steel Bar,rods,angles,shaped And Sections	-	-	2 376 698	202 748
679	Tubes,pipes,hollow Profile,pipe Fitting Of Iron Or Steel	-	-	183 305	36 621
747	Taps,cocks,valves For Pipes	-	-	752	442
778	Electrical Machinery And Apparatus,n.e.s	-	-	36	321
	Subtotal	8 719 071	3 928 872	2 584 061	250 971
Bulgaria					
012	Other Meat,other Edible Meat Offal,fresh,chilled Or Frozen	84 379	327 677	-	-
047	Other Cereal Meals And Flours	-	-	1 608 500	346 973
071	Coffee And Coffee Substitutes	504 000	211 554	-	-
074	Tea And Mate	9 740	8 168	-	-
075	Spices	22 000	8 479	274 745	111 713
091	Margarine And Shortening	960 480	284 799	-	-
245	Fuel Wood And Wood Charcoal	95 665	15 783	-	-
422	Fixed Vegetable Fats And Oils Solid,crude,refined/fractioned	8 499 000	2 294 342	-	-
431	Animal And Vegetable Oil And Fat Processed And Wax Of Animal/veg.	236 793	88 775	-	-
512	Alcohols,phenols,phenol-alcohols And Their Halogenated	20 000	15 650	-	-
513	Carboxylic Acids,and Their Anhydrides,halides,peroxides	232 917	75 034	-	-
523	Metallic Salts And Peroxysalts	-	-	2 123 000	289 694
541	Medicinal & Pharmaceutical Prod.	-	-	51	1 412
634	Veneers,plywood,improved Or Reconstituted Wood,worked,n.e.s	64 457	50 296	-	-
635	Wood Manufactures,n.e.s	99 217	72 224	-	-
642	Paper And Paperboard Cut To Size Or Shape And Articles Of Paper	-	-	320	2 541
658	Made-up Articles,wholly Or Chiefly Of Textile Materials N.e.s	-	-	16 400	7 746
665	Glassware	33 412	9 804	-	-
743	Pumps And Compressors;fans & Blowers;centrifuges And Parts	280	1 000	-	-
848	Articles Of Apparel And Clothing Accessories Of Oth. Than Tex. Fab.	42 946	95 757	-	-

Tabel 22. Lanjutan  
Table Continued

Negara/Country			Ekspor/Export		Import/Import	
SITC	Komoditi/Commodity	Berat Bersih Net Weight (Kg)	Nilai FOB FOB Value (US\$)	Berat Bersih Net Weight (Kg)	Nilai CIF CIF Value (US\$)	
(1)	(2)	(4)	(5)	(6)	(7)	
892	Printed Matter	-	-	6 349	3 517	
	Subtotal	10 905 286	3 559 342	4 029 365	763 596	
Yugoslavia, Former						
071	Coffee And Coffee Substitutes	17 100	24 882	-	-	
	Subtotal	17 100	24 882	-	-	
Armenia						
071	Coffee And Coffee Substitutes	18 000	9 720	-	-	
	Subtotal	18 000	9 720	-	-	
Belarus						
653	Fabrics,woven,of Man-made Fibres	18 757	147 482	-	-	
	Subtotal	18 757	147 482	-	-	
Kazakhstan						
074	Tea And Mate	62 320	49 952	-	-	
091	Margarine And Shortening	260 640	88 230	-	-	
	Subtotal	322 960	138 182	-	-	
Kyrgyzstan						
091	Margarine And Shortening	703 586	247 605	-	-	
273	Stone,sand And Gravel	64 173	205 404	-	-	
431	Animal And Vegetable Oil And Fat Processed And Wax Of Animal/veg.	220 000	105 915	-	-	
	Subtotal	987 759	558 924	-	-	
Ukraine						
074	Tea And Mate	389 060	391 953	-	-	
091	Margarine And Shortening	380 240	127 276	-	-	
231	Natural Rubber Latex;natural Rubber And Similar Natural Gums	2 016 000	1 134 385	-	-	
245	Fuel Wood And Wood Charcoal	278 000	46 284	-	-	
422	Fixed Vegetable Fats And Oils Solid,crude,refined/fractioned	3 300 000	806 700	-	-	
431	Animal And Vegetable Oil And Fat Processed And Wax Of Animal/veg.	476 294	173 960	-	-	
562	Fertilizers,manufactured	-	-	119 921	16 069	
672	Ingots And Other Primary Forms,of Iron Or Steel	-	-	7 070 660	379 483	
673	Flat Rolled Products Not Clad	-	-	591 347	139 627	
675	Flat Rolled Product,alloy Steel	-	-	4 826	1 618	
676	Iron And Steel Bar,rods,angles,shaped And Sections	-	-	47 093	18 932	
679	Tubes,pipes,hollow Profile,pipe Fitting Of Iron Or Steel	-	-	854	286	
727	Food-processing Machines And Parts Thereof,n.e.s	-	-	931	3 770	
821	Furniture And Parts Thereof	27 975	52 881	-	-	
848	Articles Of Apparel And Clothing Accessories Of Oth. Than Tex. Fab.	76 320	121 832	-	-	
	Subtotal	6 943 889	2 855 271	7 835 632	559 785	
Uzbekistan						
091	Margarine And Shortening	401 987	125 700	-	-	
431	Animal And Vegetable Oil And Fat Processed And Wax Of Animal/veg.	80 000	32 900	-	-	
	Subtotal	481 987	158 600	-	-	

Tabel 22. Lanjutan  
Table Continued

Negara/Country		Ekspor/Export		Impor/Import	
SITC	Komoditi/Commodity	Berat Bersih Net Weight (Kg)	Nilai FOB FOB Value (US\$)	Berat Bersih Net Weight (Kg)	Nilai CIF CIF Value (US\$)
(1)	(2)	(4)	(5)	(6)	(7)
Lithuania					
231	Natural Rubber Latex;natural Rubber And Similar Natural Gums	60 480	30 240	-	-
562	Fertilizers,manufactured	-	-	130 000	34 450
884	Optical Goods,n.e.s	357	40 720	-	-
	Subtotal	60 837	70 960	130 000	34 450
Latvia					
422	Fixed Vegetable Fats And Oils Solid,crude,refined/fractioned	6 634 979	2 107 799	-	-
542	Medicaments Incl.veterinari Med.	164	352	-	-
821	Furniture And Parts Thereof	775	2 205	-	-
884	Optical Goods,n.e.s	433	40 638	-	-
	Subtotal	6 636 351	2 150 994	-	-
Estonia					
081	Feeding Stuff For Animals	62 812 660	1 520 364	-	-
	Subtotal	62 812 660	1 520 364	-	-
Georgia					
071	Coffee And Coffee Substitutes	53 100	46 260	-	-
073	Chocolate And Other Food Preparations Containing Cocoa N.e.s	1 200	3 600	-	-
635	Wood Manufactures,n.e.s	55 294	54 464	-	-
	Subtotal	109 594	104 324	-	-
Malta					
034	Fish,fresh,chilled Or Frozen	794 630	211 193	-	-
036	Crustaceans Molluscs And Aquatic Invertebrates	42 805	9 153	-	-
054	Vegetables,fresh Chilled,frozen Or Simply Preserved	162 483	16 584	-	-
057	Fruit And Nut,fresh Or Dried	62 219	11 783	-	-
075	Spices	179 377	20 443	-	-
223	Oil Seeds Use For Extraction Of Other Fixed Vegetable Oils	17 239	3 454	-	-
231	Natural Rubber Latex;natural Rubber And Similar Natural Gums	403 200	201 297	-	-
	Subtotal	1 661 953	473 907	-	-
Slovakia					
673	Flat Rolled Products Not Clad	-	-	61 894	24 412
687	Tin	-	-	83 400	91 537
821	Furniture And Parts Thereof	4 575	6 367	-	-
	Subtotal	4 575	6 367	145 294	115 949
Slovenia					
054	Vegetables,fresh Chilled,frozen Or Simply Preserved	469	621	-	-
071	Coffee And Coffee Substitutes	18 000	6 300	-	-
231	Natural Rubber Latex;natural Rubber And Similar Natural Gums	1 451 596	820 948	-	-
248	Wood,Simply Worked And Railway Sleeper Of Wood	-	-	574 419	615 211
431	Animal And Vegetable Oil And Fat Processed And Wax Of Animal/veg.	160 000	44 053	-	-
641	Paper And Paperboard	-	-	277 595	175 385
694	Nails,screws,nuts,bolts,rivets In The Like Of Iron,steel/copper	-	-	2	5
699	Manufactures Of Base Metal N.e.s	-	-	97 562	40 078
711	Steam And Other Vapour Generating Boilers And Parts	-	-	1 324	566
	Subtotal	1 630 065	871 922	950 902	831 245

Tabel 22. Lanjutan  
Table Continued

Negara/Country		Ekspor/Export		Impor/Import	
SITC	Komoditi/Commodity	Berat Bersih Net Weight (Kg)	Nilai FOB FOB Value (US\$)	Berat Bersih Net Weight (Kg)	Nilai CIF CIF Value (US\$)
(1)	(2)	(4)	(5)	(6)	(7)
Czech Republic					
231	Natural Rubber Latex;natural Rubber And Similar Natural Gums	806 400	453 576	-	-
514	Nitrogen-function Compounds	-	-	31 376	40 985
727	Food-processing Machines And Parts Thereof,n.e.s	-	-	6 925	164 261
731	Machine-tools By Removing Metal	-	-	11 835	5 427
785	Motorcycles,motor Scooters,and Other Cycles Motorized And Non-mt	-	-	15 225	4 146
	Subtotal	806 400	453 576	65 361	214 819
South Georgia And The South Sa					
422	Fixed Vegetable Fats And Oils Solid,crude,refined/fractioned	550 000	112 750	-	-
	Subtotal	550 000	112 750	-	-
Faeroe Islands					
034	Fish,fresh,chilled Or Frozen	1 027 682	733 976	-	-
036	Crustaceans Moluscs And Aquatic Invertebrates	22 784	15 233	-	-
	Subtotal	1 050 466	749 209	-	-
Russian Federation					
062	Sugar Confectionery	8 660	9 720	-	-
074	Tea And Mate	779 704	731 694	-	-
091	Margarine And Shortening	745 223	267 053	-	-
231	Natural Rubber Latex;natural Rubber And Similar Natural Gums	1 606 578	809 962	-	-
232	Synthetic Rubber Latex;synthetic Rubber And Reclaimed Rubber	20 160	13 073	340 860	263 456
422	Fixed Vegetable Fats And Oils Solid,crude,refined/fractioned	13 482 482	2 860 349	-	-
431	Animal And Vegetable Oil And Fat Processed And Wax Of Animal/veg.	240 000	88 115	-	-
512	Alcohols,phenols,phenol-alcohols And Their Halogenated	40 000	33 156	-	-
513	Carboxylic Acids,and Their Anhydrides,halides,peroxides	113 244	35 506	-	-
542	Medicaments Incl.veterinari Med.	284	551	-	-
562	Fertilizers,manufactured	-	-	92 495 567	11 340 360
634	Veneers,plywood,improved Or Reconstituted Wood,worked,n.e.s	21 205	3 004	-	-
635	Wood Manufactures,n.e.s	25 000	25 163	-	-
665	Glassware	42 795	19 119	-	-
671	Pig Iron,spiegeleisen,sponge Iron,ferro-alloys	-	-	21 000	17 086
673	Flat Rolled Products Not Clad	-	-	427 704	107 420
728	Other Machine And Equipment Specialized For Particular Industry	101 203	54 357	-	-
821	Furniture And Parts Thereof	6 236	19 890	-	-
841	Men's Coats,jacket,not Knitted	702	3 476	-	-
848	Articles Of Apparel And Clothing Accessories Of Oth. Than Tex. Fab.	108 764	184 100	-	-
871	Optical Instrument And Apparatus	291	45 036	-	-
884	Optical Goods,n.e.s	327	65 925	-	-
	Subtotal	17 342 858	5 269 249	93 285 131	11 728 322
<b>Total</b>		<b>5 492 339 837</b>	<b>2 294 795 522</b>	<b>2 830 242 996</b>	<b>860 758 107</b>

Statistik Perdagangan Luar Negeri Sumatera Utara dikompilasi oleh Bidang Statistik Distribusi Propinsi Sumatera Utara.

Publikasi ini memuat tentang:

- Ekspor dan Impor Sumatera Utara Menurut kode HS dan SITC.
- Ekspor dan Impor Sumatera Utara menurut negara tujuan dan asal.
- Ekspor dan Impor Sumatera Utara menurut pelabuhan ekspor dan impor.

Data yang di sajikan di sini meruoakan data hasil pengolahan dokumen PEB (Pemberitahuan Ekspor Barang) dan PIB (Pemberitahuan Impor Barang) yang diberitahukan oleh kantor Bea dan Cukai.

*Foreign Trade Statistics of Sumatera Utara are compiled by the Division of Distribution Statistics, BPS Statistics of Sumatera Utara Province.*

*This publication contains information of:*

- *Exports and Imports of Sumatera Utara by HS and SITC codes.*
- *Exports and Imports of Sumatera Utara by country of destination and origin.*
- *Exports and Imports of Sumatera Utara by port of exportation and importation.*

*Data presented here were processed based on Exports and Imports decleration documents, which were issued by the customs and Excises Officers.*



Badan Pusat Statistik Propinsi Sumatera Utara  
Jalan Asrama Nomor 179 Medan 20123  
Telepon (061) 8452343, 8459966; Faksimili (061) 8452773  
E-mail bps 1200@medan .wasantara.net.id.Homepage www.bps.go.id