

Katalog/Catalog : 8202010.13

Statistik Ekspor Impor Provinsi Sumatera Barat

Export Import Statistics of Sumatera Barat Province

2018



**BADAN PUSAT STATISTIK
PROVINSI SUMATERA BARAT**
BPS-Statistics of Sumatera Barat Province

Statistik Ekspor Impor Provinsi Sumatera Barat

Export Import Statistics of Sumatera Barat Province

2018



STATISTIK EKSPOR IMPOR PROVINSI SUMATERA BARAT 2018

EXPORT IMPORT STATISTICS OF SUMATERA BARAT PROVINCE 2018

ISSN : 2447-0809

ISSN Number

No. Publikasi : 13540.1905

Publication Number

Katalog : 8202010.13

Catalogue

Ukuran Buku : 21 cm X 29,5 cm

Book Size

Jumlah Halaman : x + 74 halaman

Number of Pages *pages*

Naskah : Bidang Statistik Distribusi BPS Provinsi Sumatera Barat

Manuscript *Statistics of Distribution BPS – Statistics Sumatera Barat Province*

Penyunting : Bidang Statistik Distribusi BPS Provinsi Sumatera Barat

Editor *Statistics of Distribution BPS – Statistics Sumatera Barat Province*

Gambar Kulit : Bidang Statistik Distribusi BPS Provinsi Sumatera Barat

Cover Design *Statistics of Distribution BPS – Statistics Sumatera Barat Province*

Ilustrasi Cover : Globe

Cover Illustration *Globe*

Diterbitkan oleh : ©BPS Provinsi Sumatera Barat

Published by *©BPS – Statistics of Sumatera Barat Province*

Dicetak oleh : CV. Graphic Dwipa (Cetakan/edition 1)

Printed by

Dilarang mengumumkan, mendistribusikan, mengomunikasikan, dan/atau menggandakan sebagian atau seluruh isi buku ini untuk tujuan komersil tanpa izin tertulis dari Badan Pusat Statistik Provinsi Sumatera Barat (UU No.28 Tahun 2014 tentang Hak Cipta pasal 43 huruf b)

Prohibited to announce, distribute, communicate, and/or copy part or all of this book for commercial purposes without permission from BPS-Statistics of Sumatera Barat Province (Law No 28 Year 2014 about Copyright Article 43 letter b)

STATISTIK EKSPOR IMPOR PROVINSI SUMATERA BARAT 2018
EXPORT IMPORT STATISTICS OF SUMATERA BARAT PROVINCE 2018

Anggota Tim Penyusun/*Drafting Team Members:*

Pengarah/*Director* : Dr. Sukardi.

Editor/*Editors* : Teguh Sugiyarto, Ph.D
Ihsan, SST
Ir. Reniwati
Mila Artati, SST, M.Stat.
Ihsan Pratama, SST

Penulis/*Writers* : Dewi Astuti, SST, M.Stat

Pengolah data/*Data Processing* : Dewi Astuti, SST, M.Stat

<https://sumbar.bps.go.id/>

KATA PENGANTAR

Publikasi Statistik Ekspor Impor Provinsi Sumatera Barat 2018 merupakan kelanjutan dari publikasi sebelumnya yang diterbitkan secara tahunan oleh Badan Pusat Statistik Provinsi Sumatera Barat. Publikasi ini berisi data hasil pengolahan dokumen-dokumen tahun 2018 yang diterima sejak awal Januari sampai dengan Desember 2018.

Data yang disajikan menurut jenis barang, negara tujuan dan pelabuhan. Dalam publikasi ini jenis barang dikelompokkan berdasarkan *Harmonized System* (HS) yang terdiri dari HS 8 digit, HS 2 digit, dan juga menggunakan *Standard International Trade Classification* (SITC).

Terima kasih kami sampaikan kepada semua pihak yang telah banyak membantu terbitnya publikasi ini. Akhirnya, kami berharap semoga publikasi ini dapat bermanfaat bagi pengguna data.

Padang, Mei 2019
Kepala Badan Pusat Statistik
Provinsi Sumatera Barat



Dr. Ir. Sukardi, M.Si

P R E F A C E

Export Import Statistics of Sumatera Barat Province 2018 is a publication which is published annually by Statistics of Sumatera Barat Province. This publication contains data from the processed documents which are collected from January to December 2018.

The data, which are presented in the publication, based on commodities, country of destination, and port of loading. In this publication, the commodities are grouped by Harmonized System (HS) containing HS 8 digit, HS 2 digit and Standard International Trade Classification (SITC).

We presented high gratitude and appreciation to all parties who give assistances to issue this publication. Finally, we hope this publication is usefull to all data user .

Padang, May 2019
Chief Statician of
Sumatera Barat Province



Dr. Ir. Sukardi, M.Si

<https://sumbar.bps.go.id>

DAFTAR ISI
Contents

| | Halaman <i>Page</i> |
|---------------------------------------------------------------|------------------------|
| Kata Pengantar/ <i>Foreword</i> | v |
| Daftar Isi/ <i>Contents</i> | vii |
| Daftar Tabel/ <i>List of Tables</i> | viii |
| Daftar Grafik/ <i>List of Figures</i> | ix |
| Daftar Lampiran Tabel/ <i>List of Tables Attachment</i> | x |
| Penjelasan/ <i>Explanatory Note</i> | 1 |
| Ringkasan/ <i>Summary</i> | 5 |
| Lampiran Tabel/ <i>Attachment</i> | 11 |

DAFTAR TABEL

List of Tabels

| Tabel <i>Table</i> | Halaman <i>Page</i> |
|---------------------------------------------------------------------------------------------------------------------------------------------------|------------------------|
| 1. Neraca Perdagangan Provinsi Sumatera Barat, 2009-2018 <i>The Sumatera Barat Province's Balance of Trade, 2009-2018</i> | 5 |
| 2. Negara Mitra Dagang Utama Provinsi Sumatera Barat, 2017-2018 <i>Major Partner Country Trade of Sumatera Barat Province, 2017-2018</i> | 7 |

<https://sumbar.bps.go.id>

DAFTAR GRAFIK
List of Figures

| Grafik <i>Figure</i> | Halaman <i>Page</i> |
|--------------------------------------------------------------------------------------------------------------------------------------------------------|------------------------|
| 1. Perkembangan Ekspor Impor Provinsi Sumatera Barat, 2009-2018 <i>Export Import of Sumatera Barat Province, 2009-2018</i> | 6 |
| 2. Persentase Negara Tujuan Ekspor Provinsi Sumatera Barat, 2018 <i>Percentage of Destination Country of Sumatera Barat Province's Export, 2018</i> | 7 |

<https://sumbar.bps.go.id>



DAFTAR LAMPIRAN

List of Appendix

| Lampiran <i>Appendix</i> | Halaman <i>Page</i> |
|-----------------------------------------------------------------------------------------------------------------------------|------------------------|
| 1. Ekspor menurut Golongan SITC, 2017-2018 <i>Export by SITC Groups, 2017-2018</i> | 13 |
| 2. Ekspor menurut Kode HS 2 digit, 2017-2018 <i>Export by 2 digits of HS Code, 2017-2018</i> | 14 |
| 3. Ekspor menurut Komoditi, 2017-2018 <i>Export by Commodity (HS), 2017-2018</i> | 16 |
| 4. Ekspor menurut Pelabuhan Muat, 2017-2018 <i>Export by Port of Loading, 2017-2018</i> | 20 |
| 5. Ekspor menurut Negara Tujuan, 2017-2018 <i>Export by Country of Destination, 2017-2018</i> | 21 |
| 6. Ekspor menurut Bulan, 2017-2018 <i>Export by Month, 2017-2018</i> | 25 |
| 7. Ekspor menurut Bulan dan Pelabuhan Muat, 2017-2018 <i>Export by Month and Port of Exportation, 2017-2018</i> | 26 |
| 8. Ekspor menurut Bulan dan Negara Tujuan, 2017-2018 <i>Export by Month and Country of Destination, 2017-2018</i> | 28 |
| 9. Impor menurut Golongan SITC, 2017-2018 <i>Import by SITC Groups, 2017-2018</i> | 37 |
| 10. Impor menurut Kode HS 2 digit, 2017-2018 <i>Import by 2 digits of HS Code, 2017-2018</i> | 38 |
| 11. Impor menurut Komoditi, 2017-2018 <i>Import by Commodity (HS), 2017-2018</i> | 41 |
| 12. Impor menurut Pelabuhan Bongkar, 2017-2018 <i>Import by Port of Importation, 2017-2018</i> | 62 |
| 13. Impor menurut Negara Asal, 2017-2018 <i>Import by Country of Origin, 2017-2018</i> | 63 |
| 14. Impor menurut Bulan, 2017-2018 <i>Import by Month, 2017-2018</i> | 65 |
| 15. Impor menurut Bulan dan Pelabuhan Bongkar, 2017-2018 <i>Import by Month and Port of Importation, 2017-2018</i> | 66 |
| 16. Impor menurut Bulan dan Negara Asal, 2017-2018 <i>Import by Month and Country of Origin, 2017-2018</i> | 68 |

1. Sumber Data

Data Ekspor dan Impor dikumpulkan berdasarkan dokumen Pemberitahuan Ekspor Barang (PEB) dan dokumen Pemberitahuan Impor Barang (PIB) yang diisi oleh Ekspertir/importir dan telah diberikan ijin muat/bongkar oleh Kantor Pelayanan Bea dan Cukai, dan selanjutnya melalui Bank Indonesia dikirim ke Badan Pusat Statistik (BPS). Pencatatan data statistik dalam publikasi ini meliputi pelabuhan muat di Sumatera Barat

2. Sistem Perdagangan

Pencatatan Statistik Perdagangan Luar Negeri menggunakan sistem perdagangan umum atau dengan sistem perdagangan khusus. Pencatatan Statistik Ekspor menggunakan sistem perdagangan umum sedangkan untuk Statistik Impor dengan menggunakan sistem perdagangan khusus. Pencatatan dilakukan dari dokumen PEB dan PIB yang dimuat/dibongkar dari pelabuhan di seluruh wilayah Indonesia.

3. Ruang Lingkup

Pencatatan Statistik Ekspor meliputi seluruh barang yang ke luar dari pelabuhan di wilayah Sumatera Barat, baik yang bersifat komersial maupun bukan komersial seperti bantuan barang kredit lunak, hadiah dan sebagainya. Begitu juga dengan pencatatan Statistik Impor yaitu meliputi seluruh barang yang masuk ke wilayah Sumatera Barat.

4. Ekspor kapal laut dan pesawat udara termasuk dalam statistik ekspor sedangkan ekspor bunker oil untuk kapal tidak tercatat dalam publikasi ini. Sebagian impor kapal laut dan pesawat beserta suku cadangnya termasuk dalam Statistik Impor.

5. Barang-barang yang diolah di luar negeri tetap dicatat sebagai Ekspor, meskipun hasil olahan barang tersebut akan

1. Source of Document

The export and import statistics are compiled based on documents of Export Declaration (PEB) and Import Notice Declaration (PIB), filled out by the exporters/importers approved by the Customs & Excises Regional Offices and then send through Bank of Indonesia to Statistics Indonesia (BPS). The statistical recording in this publication includes loading port in Sumatera Barat.

2. Trade System

Recording of Foreign Trade Statistics using the General Trade System or Special Trade System. Recording of Export Statistics using the General Trading, while for recording of Import Statistics using the Special Trade System. PEB and PIB documents recorded from the entire ports of Indonesia.

3. Coverage

The recording of export Statistics cover all goods leaving the loading ports of the territory of Sumatera Barat, both the commercial as well as non commercial goods, such as goods with soft loans, grants/gifts, etc. Also the recording of import Statistics covers all goods entering into the territory of Sumatera Barat.

4. Exports of ships and airplanes are included in the exports statistics, while the export of bunker oil for ships is not presented in this publication. Some of the imported ship, aircraft and their spare part were included in the Statistics of Import.

5. Goods processed abroad are still recorded as exports although the results of this

kembali masuk ke wilayah Indonesia. Barang – barang luar negeri yang diolah atau diperbaiki di dalam negeri tetap dicatat sebagai barang impor, meskipun setelah barang tersebut selesai diproses akan kembali ke luar negeri (re-Import).

6. Barang-barang di bawah tidak termasuk dalam statistik Ekspor/Impor:

- a. Pakaian dan barang-barang perhiasan penumpang
- b. Barang-barang penumpang untuk dipakai sendiri, kecuali lemari es, pesawat TV dan sebagainya
- c. Barang-barang yang dikirim untuk perwakilan (kedutaan) suatu negara
- d. Barang-barang untuk ekspedisi dan ekshibisi/pameran
- e. Sebagian barang-barang yang langsung diimpor oleh angkatan bersenjata
- f. Pembungkus/peti kemas untuk diisi di luar negeri
- g. Uang dan surat-surat berharga
- h. Barang-barang contoh
- i. Barang-barang yang dikirim ke luar negeri untuk diperbaiki.

7. Sistem Pengolahan

Data dalam publikasi ini mencakup dokumen-dokumen ekspor dan impor tahun 2018 yang diterima Badan Pusat Statistik sejak awal Januari sampai 31 Desember 2018. Sistem pengolahan menggunakan sistem “carry over”. Dengan metode ini dokumen-dokumen dari daerah ditunggu selama satu bulan setelah bulan berjalan. Dokumen yang datang terlambat akan dimasukkan dalam pengolahan bulan berikutnya. Metode “carry over” ini sangat membantu mempercepat pengolahan data, disamping itu telah diteliti bahwa metode ini tidak begitu berpengaruh terhadap ekspor dan impor yang disebabkan “carry over” berikutnya.

processing will return to, and enter the territory of the Republic of Indonesia. Goods from overseas which are processed or repaired in Indonesia still recorded as imports, even though after the goods have been processed will be returned to foreign (re-Import).

6. *The following goods are not included in the statistic:*

- a. Clothes and jewelry of passenger*
- b. The goods for private use of passenger, except the refrigerator, TV, etc.*
- c. Goods exported for the Indonesian representative abroad*
- d. Goods for expedition and exhibitions/shows*
- e. Some imported goods by Armed Force*
- f. Packing/containers to be filled abroad*
- g. Banknotes and securities*
- h. Sample goods*
- i. Repaired goods*

7. *Processing System*

The data in this publication cover export and import documents year 2018 received by the BPS since the beginning of January to December 31, 2018. The carry over system is applied in this processing. The deadline of the acceptance of the documents of a certain month is one month after the reference period, which means the end of the following month. The documents accepted after the deadline is considered as documents of the following month. The method of carry over was very helpful to speed up data processing, beside that it was researched that the method was not significantly affected by the carry over data.

8. Klasifikasi Jenis Barang

Penggolongan barang di dalam publikasi ini menggunakan Klasifikasi Tarif Indonesia 1989 yang didasarkan atas HS (*Harmonized System*) yang sudah diperbaharui tahun 1991, 1993, 1996, 2007, 2012 dan yang terakhir tahun 2018. Versi yang terakhir mengalami perubahan yang relatif besar dibanding sistem pengkodean tahun sebelumnya. Disamping menggunakan HS sebagai klasifikasi jenis barang, juga digunakan SITC (*Standard International Trade Classification*) Revisi-3 yang dipergunakan secara meluas oleh banyak negara di dunia.

9. Periode Referensi

Periode penentuan ekspor adalah tanggal diberikannya izin muat barang tersebut oleh pejabat Kantor Pelayanan Bea dan Cukai setelah diadakan pemeriksaan seperlunya. Periode penentuan impor adalah tanggal penyelesaian dokumen oleh pejabat-pejabat Bea dan Cukai yang terdapat dalam dokumen impor.

10. Nilai Barang

Nilai barang yang dicatat untuk Statistik Ekspor adalah FOB (US\$) dan untuk Statistik Impor adalah CIF (US\$).

11. Satuan Barang

Satuan berat barang ekspor dan impor disajikan dalam berat bersih (Kg).

12. Negara Tujuan

Negara tujuan adalah negara yang akan mengkonsumsi dan memperdagangkan barang-barang tersebut.

13. Negara Asal

Negara asal adalah negara barang-barang dihasilkan setelah diperiksa oleh pejabat Bea dan Cukai sesuai dengan peraturan yang berlaku.

8. Commodity Classification

The classification of goods in the publication applies the 1989 Indonesia Tariff Classification, which is based on the HS (Harmonized System) which was updated in 1991, 1993, 1996, 2007, 2012 and last version in 2018. The latter one contains a significant change as compared to the previous version, and this is what it is applied in this publication. Besides applying the HS, the SITC (Standard International Trade Classification) third revision is also applied which has been used by many countries worldwide.

9. Reference Period

The period for export is the date of issuance of the Goods Loading Permit by the Customs & Excises Officer, after the necessary examination has been conducted. The period for import is the date issuance of the Goods Loading Permit by the Customs & Excises Officer that has been included in the import document.

10. Commodity Valuation

The goods value recorded for the export statistics is the FOB value (US\$) and for import statistics is the CIF value (US\$).

11. Unit of Commodity


The unit of export and import commodity presented in net weight (Kg).

12. Country of Destination

Country of destination is the country known at the time of dispatch to be the final country where goods are to be delivered.

13. Country of Origin

Country of origin is the country known where the goods produced after the necessary examination by the Customs and Excises Officer with appropriate regulations.



14. Deskripsi yang lazim disingkat antara lain :

nec : Not elsewhere classified

nes : Not elsewhere stated

ncak : Not classified according to a kind

14. Description that usually abbreviated such as :

nec : Not elsewhere classified

nes : Not elsewhere stated

ncak : Not classified according to a kind

<https://sumbar.bps.go.id>

1. Neraca Perdagangan Sumatera Barat Periode Tahun 2009-2018

Dalam kurun waktu sepuluh tahun terakhir perkembangan neraca perdagangan Sumatera Barat cukup berfluktuasi dari tahun ke tahun. Nilai ekspor setiap tahunnya mendominasi perdagangan luar negeri Sumatera Barat sehingga selalu menghasilkan surplus neraca perdagangan. Kondisi pada tahun 2018 surplus neraca perdagangan sebesar US\$1.052,27 juta atau mengalami penurunan 34,23 persen dibanding neraca perdagangan tahun sebelumnya (Tabel 1).

1. The Balance of Trade of Sumatera Barat Year 2009-2018

For the last ten years, the growth of Sumatera Barat's balance of trade has fluctuated from year to year. Export value dominated the foreign trade of Sumatera Barat which generate surplus in balance of trade. In 2018 the surplus of balance of trade is recorded at U.S.\$1,052.27 million or decrease 34.23 percent compared to previous year (Table 1).

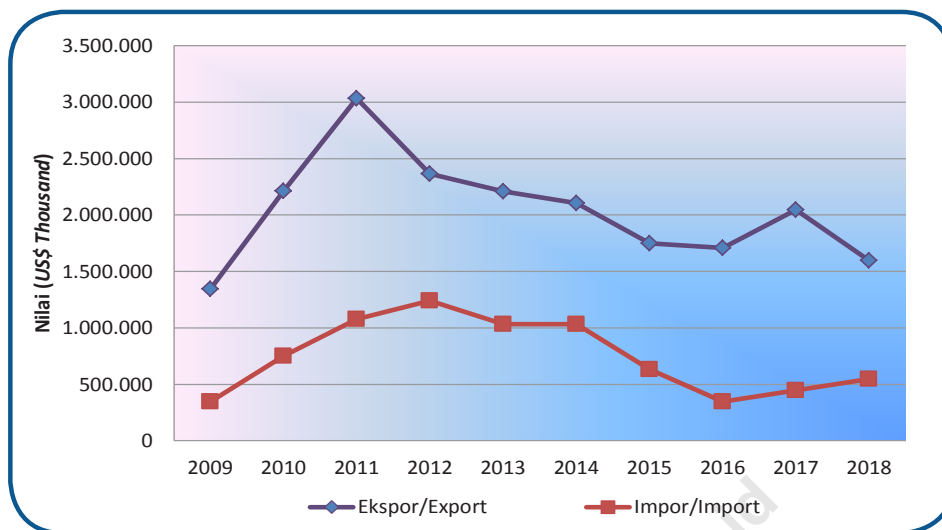
Tabel 1. Neraca Perdagangan Provinsi Sumatera Barat 2009-2018 (Juta US\$)
Table 1. Sumatera Barat Province's Balance of Trade 2009-2018 (US\$ Million)

| Tahun Year | Ekspor Export | Impor Import | Neraca Perdagangan Balance Trade |
|---------------|------------------|-----------------|-------------------------------------|
| (1) | (2) | (3) | (4) |
| 2009 | 1 344,26 | 346,25 | 998,01 |
| 2010 | 2 214,77 | 751,38 | 1 463,40 |
| 2011 | 3 031,82 | 1 076,74 | 1 955,08 |
| 2012 | 2 363,58 | 1 242,93 | 1 120,66 |
| 2013 | 2 209,01 | 1 035,00 | 1 174,01 |
| 2014 | 2 105,61 | 1 034,61 | 1 071,01 |
| 2015 | 1 748,01 | 632,80 | 1 115,21 |
| 2016 | 1 708,28 | 345,25 | 1 363,03 |
| 2017 | 2 046,27 | 446,26 | 1 600,01 |
| 2018 | 1 598,61 | 546,34 | 1 052,27 |

Pada tahun 2018, nilai ekspor Sumatera Barat yang seluruhnya komoditi non migas mencapai US\$1.598,61 juta atau turun 21,88 persen dibanding tahun sebelumnya yang tercatat sebesar US\$2.046,27 juta. Sementara itu, nilai impor mengalami peningkatan 22,43 persen dibanding tahun sebelumnya, yaitu US\$446,26 juta pada 2017 menjadi US\$546,34 juta pada tahun 2018 (Grafik 1).

In 2018, export value of Sumatera Barat which was non oil commodity recorded at U.S.\$1,598.61 million or decreased 21.88 percent compared to previous year which is recorded U.S.\$2,046.27 million. Meanwhile, the import value increased 22.43 percent which were U.S.\$446.26 million in 2017 became U.S.\$546.34 million in 2018 (Figure 1).

Grafik 1. Perkembangan Ekspor Impor Provinsi Sumatera Barat, 2009-2018 (Juta US\$)
Figure 1. Export Import of Sumatera Barat Province, 2009-2018 (US\$ Million)



2. Ekspor Sumatera Barat ke Beberapa Negara Tujuan Tahun 2017-2018

Negara tujuan utama ekspor Sumatera Barat tahun 2018 adalah India, Amerika Serikat, Bangladesh, dan Singapura. Perdagangan dengan empat negara tujuan utama tersebut mencapai US\$1.088,75 juta atau sekitar 68,11 persen dari seluruh nilai ekspor luar negeri Sumatera Barat yang tercatat sebesar US\$1.598,61 juta. Nilai ekspor ke empat negara tujuan utama tersebut dibandingkan dengan tahun 2017 mengalami penurunan 27,43 persen.

India merupakan negara tujuan ekspor utama Sumatera Barat untuk kelompok negara-negara Asia. Ekspor ke Negara India tercatat sebesar US\$442,45 juta atau sekitar 27,68 persen dari nilai keseluruhan ekspor Sumatera Barat. Selanjutnya untuk kelompok negara-negara Amerika, Amerika Serikat merupakan negara tujuan ekspor utama dengan nilai sebesar US\$393,07 juta (24,59%). Untuk kelompok negara-negara Eropa, negara Spanyol merupakan negara tujuan utama dengan nilai sebesar US\$78,33 juta atau 4,90 persen.

2. Export of Sumatera Barat to Several Countries in 2017-2018

The largest major trading partner countries of Sumatera Barat in year 2018 were India, United States, Bangladesh and Singapore. The result of trading with the four major countries reached U.S.\$1,088.75 million, or approximately 68.11 percent of export value of Sumatera Barat which is accounted as U.S.\$1,598.61 million. The export value to the four main countries decreased 27,43 percent compared to that in 2017.

India was the main destination countries in the group of Asia countries. Export to India was recorded U.S.\$442.45 million or approximately 27.68 percent of the overall value of export in Sumatera Barat. Then, among the group of American countries, United States was the main destination countries which value reached U.S.\$393.07 million (24.59%). As for the group of European countries, Spain was the main destination countries whose value reached U.S.\$78.33 million or 4.90 percent.

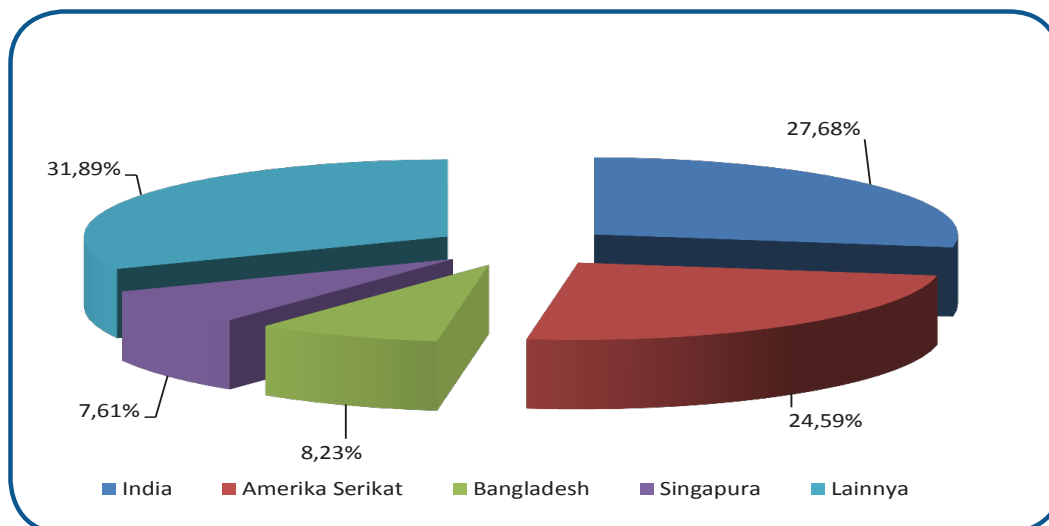
Tabel 2. Negara Mitra Dagang Utama Sumatera Barat, 2017-2018 (Juta US\$)
Table 2. Major Partner Country Trade, 2017-2018 (US\$ Million)

| Negara Tujuan/ Negara Asal <i>Destination/ Origin Country</i> | 2017 | | 2018 | | Perubahan Change (%) | |
|-------------------------------------------------------------------------|-------------------------|------------------------|-------------------------|------------------------|-------------------------|------------------------|
| | Ekspor <i>Export</i> | Impor <i>Import</i> | Ekspor <i>Export</i> | Impor <i>Import</i> | Ekspor <i>Export</i> | Impor <i>Import</i> |
| (1) | (2) | (3) | (4) | (5) | (6) | (7) |
| ASIA | | | | | | |
| India | 758,02 | 2,68 | 442,45 | 0,98 | -41,63 | -63,55 |
| Bangladesh | 62,48 | - | 131,56 | 0,02 | 110,56 | - |
| Singapura | 219,27 | 312,84 | 121,67 | 376,66 | -44,51 | 20,40 |
| Malaysia | 40,92 | 66,84 | 55,35 | 31,82 | 35,28 | -52,39 |
| Pakistan | 16,09 | - | 49,69 | - | 208,75 | - |
| Cina | 101,04 | 14,22 | 46,06 | 13,15 | -54,41 | -7,53 |
| Myanmar | 69,60 | - | 44,12 | - | -36,60 | - |
| AMERIKA | | | | | | |
| Amerika Serikat | 460,48 | 0,82 | 393,07 | 0,56 | -14,64 | -31,76 |
| EROPA | | | | | | |
| Spanyol | 77,26 | 0,39 | 78,33 | 0,32 | 1,38 | -18,95 |
| Belanda | 49,17 | - | 55,49 | - | 12,87 | - |

Nilai impor Sumatera Barat dari empat negara mitra dagang utama tersebut mencapai US\$378,21 juta atau mencapai 69,23 persen dari total impor Sumatera Barat. Negara Singapura merupakan negara pengimpor terbesar mencapai US\$376,66 juta atau 68,94 persen dari total impor Sumatera Barat.

The import value of Sumatera Barat with the four largest major trading partner countries reached U.S.\$378.21 million or 69.23 percent of total imports. Singapore was the largest importer country whose import value reached U.S.\$376.66 million or 68.94 percent of total imports.

Grafik 2. Persentase Ekspor Provinsi Sumatera Barat menurut Negara Tujuan, 2018
Figure 2. Percentage of Sumatera Barat Province's Export by Destination Country, 2018



STATISTIK EKSPOR IMPOR PROVINSI SUMATERA BARAT

2018

Ekspor 2018

US\$1.598,61 Juta

Bila dibandingkan dengan 2017  21,88%



Impor 2018

US\$546,34 Juta

Bila dibandingkan dengan 2017  22,43%



Neraca Perdagangan 2018



SURPLUS
US\$1.052,27 juta

EKSPOR

US\$1598,61
Juta

IMPOR

US\$546,34
Juta

**LAMPIRAN/
APPENDIX**

<https://suraarjams.go.id>

Lampiran 1. Ekspor menurut Golongan SITC, 2017-2018
Appendix 1. Export by SITC Groups, 2017-2018

| Code | Komoditi/Commodity | 2017 | | 2018 | |
|-----------------------------------|---------------------------------------------------------------------------------|------------------------------|---------------------------|------------------------------|---------------------------|
| | | Berat/ Net Weight (Kg) | Nilai/ Value (US\$) | Berat/ Net Weight (Kg) | Nilai/ Value (US\$) |
| (1) | (2) | (3) | (4) | (5) | (6) |
| 0 | Bahan Makanan dan Binatang Hidup <i>Food and Live Animals</i> | 218 393 649 | 39 460 319 | 226 510 509 | 26 713 896 |
| 1 | Minuman dan Tembakau <i>Beverages and Tabacco</i> | 284 000 | 178 774 | . | . |
| 2 | Bahan Mentah <i>Crude materials; inedible</i> | 567 579 767 | 467 512 682 | 532 586 643 | 314 234 243 |
| 3 | Bahan Bakar, Bahan Penyemir,dsb <i>Mineral fuels, lubricants,etc</i> | 711 944 054 | 29 366 545 | 426 932 667 | 22 919 393 |
| 4 | Minyak/Lemak Nabati dan Hewan <i>Animal and vegetable's oil</i> | 2 067 272 882 | 1 416 438 851 | 1 918 125 834 | 1 139 828 361 |
| 5 | Bahan Kimia dan produknya <i>Chemical and it's products</i> | 60 561 444 | 51 371 698 | 56 739 925 | 29 898 761 |
| 6 | Barang-barang buatan pabrik <i>Manufactured goods</i> | 1 097 966 471 | 41 434 142 | 1 752 944 039 | 65 014 937 |
| 7 | Mesin dan Alat Pengangkutan <i>Mechinery & transportation equipments</i> | . | . | . | . |
| 8&9 | Lainnya <i>Others</i> | 280 | 505 878 | 952 | 1 762 |
| JUMLAH EKSPOR/TOTAL EXPORT | | 4 724 002 547 | 2 046 268 890 | 4 913 840 569 | 1 598 611 353 |

Lampiran 2. Ekspor menurut Kode HS 2 digit, 2017-2018
Appendix 2. Export by 2 digits of HS Code, 2017-2018

| Code | Komoditi/Commodity | 2017 | | 2018 | |
|------|------------------------------------------------------------------------------|------------------------------|---------------------------|------------------------------|---------------------------|
| | | Berat/ Net Weight (Kg) | Nilai/ Value (US\$) | Berat/ Net Weight (Kg) | Nilai/ Value (US\$) |
| (1) | (2) | (3) | (4) | (5) | (6) |
| 03 | Ikan dan udang <i>Fish, Crustaceans, Molluscs, Oth. Invert</i> | 61 935 | 254 472 | 82 270 | 259 592 |
| 08 | Buah-buahan dan Kacang-kacangan <i>Edible Fruits and Nuts</i> | 1 923 004 | 3 112 728 | 55 863 | 142 180 |
| 09 | Kopi, Teh, Rempah-rempah <i>Coffee, Tea, Mate and Spices</i> | 4 851 070 | 12 324 473 | 20 | 40 |
| 13 | Lak, Getah, dan Damar <i>Lac, Gums, Resin, Oth. Vegt Saps</i> | 34 790 | 33 741 | 23 264 | 157 516 |
| 14 | Bahan-bahan nabati <i>Veg. Plaiting mat, Veg. Products. Nes</i> | 312 813 297 | 23 997 380 | 324 715 039 | 23 643 474 |
| 15 | Lemak & minyak hewan/nabati <i>Animal or Vegt. Fats and Oils</i> | 2 067 272 882 | 1 416 438 851 | 1 918 125 834 | 1 139 828 361 |
| 16 | Daging dan Ikan olahan <i>Meat and Preparations of Fish</i> | 24 299 | 105 822 | 52 356 | 162 456 |
| 21 | Berbagai Makanan Olahan <i>Miscell. Edible Preparation</i> | 1 686 381 | 3 022 241 | . | . |
| 22 | Minuman <i>Beverages, Spirit and Vinegear</i> | 284 000 | 178 774 | . | . |
| 23 | Ampas/Sisa Industri Makanan <i>Res. and Waste from Food Industries</i> | 209 846 960 | 20 640 584 | 226 320 000 | 26 149 628 |
| 25 | Garam, Belerang, Kapur <i>Salt, Sulphur, Earth and Stone</i> | 1 097 862 906 | 41 264 841 | 1 752 944 001 | 65 014 652 |
| 27 | Bahan bakar mineral <i>Mineral Fuels, Mineral Oil Product</i> | 711 944 054 | 29 366 545 | 426 932 667 | 22 919 393 |
| 32 | Sari bahan samak & celup <i>Tanning and Dyeing Extracts</i> | 1 242 075 | 7 538 990 | 50 | 100 |
| 33 | Minyak atsiri, Kosmetik wangi-wangian <i>Essential Oils and Resinoids</i> | 111 400 | 5 777 175 | . | . |
| 38 | Berbagai produk kimia <i>Miscellaneous Chemical Products</i> | 59 207 969 | 38 055 533 | 56 739 875 | 29 898 661 |
| 40 | Karet dan Barang dari Karet <i>Rubber and Articles Thereof</i> | 254 731 680 | 443 481 562 | 207 848 340 | 290 433 253 |
| 44 | Kayu, Barang dari Kayu <i>Wood and Articles of Wood</i> | 103 565 | 169 301 | . | . |
| 63 | Kain perca <i>Other Made Up Textile Articles</i> | . | . | 38 | 285 |

Lanjutan Lampiran 2.
Continued Appendix

| Code | Komoditi/Commodity | 2017 | | 2018 | |
|-----------------------------------|---------------------------------------------------|----------------------|----------------------|----------------------|----------------------|
| | | Berat/ Net Weight | Nilai/ Value | Berat/ Net Weight | Nilai/ Value |
| | | (Kg) | (US\$) | (Kg) | (US\$) |
| (1) | (2) | (3) | (4) | (5) | (6) |
| 92 | Perangkat musik <i>Musical Instruments</i> | 65 | 505 448 | 295 | 738 |
| 95 | Mainan <i>Toys, games and sport requisites</i> | 215 | 430 | 657 | 1 025 |
| JUMLAH EKSPOR/TOTAL EXPORT | | 4 724 002 547 | 2 046 268 890 | 4 913 840 569 | 1 598 611 353 |

Lampiran 3. Ekspor menurut Komoditi, 2017-2018
 Appendix 3. Export by Commodity (HS), 2017-2018

| Code | Komoditi/Commodity | 2017 | | 2018 | |
|----------|---------------------------------------------------------------------------------------------------------------------------|------------------------------|---------------------------|------------------------------|---------------------------|
| | | Berat/ Net Weight (Kg) | Nilai/ Value (US\$) | Berat/ Net Weight (Kg) | Nilai/ Value (US\$) |
| (1) | (2) | (3) | (4) | (5) | (6) |
| 03011119 | Oth live freshwater ornamental fish, fry | 150 | 150 | . | . |
| 03011193 | Siamese fighting fish (Beta splendens) | . | . | 66 | 132 |
| 03011999 | Live marine ornamental fish, other than fry | . | . | 20 544 | 41 088 |
| 03019390 | Live carp, other than breeding | 286 | 572 | . | . |
| 03019919 | Live Milkfish and Grouper, other than breeding | 659 | 330 | 1 060 | 530 |
| 03019949 | Other freshwater fish | 760 | 689 | 2 801 | 2 382 |
| 03019952 | Grouper | 15 000 | 105 000 | 20 000 | 140 000 |
| 03019959 | Other live marine fish | 20 160 | 39 710 | 33 439 | 66 806 |
| 03021900 | Oth Salmonidae, fresh/chilled, excl edible fish offal of subheadings 030291 to 030299 , | 122 | 244 | 1 472 | 2 944 |
| 03022900 | Oth flat fish, fresh/chilled,excl edible fish offal of subhead 030291-030299,excl fillets & oth fish meat of head 0304 | 3 352 | 6 704 | . | . |
| 03023900 | Oth Tunas (of the genus Thunnus), excl edible fish offal of subhead 030291 to 030299 fresh/chilled, excl fish fillets | 19 778 | 95 281 | . | . |
| 03027100 | Tilapias (Oreochromis spp), fresh/chilled, excl fish fillets | 129 | 1 935 | . | . |
| 03048900 | Frozen fillets of other fish | . | . | 44 | 22 |
| 03063300 | Crabs, live, fresh or chilled | 1 461 | 2 922 | 2 790 | 5 580 |
| 03069330 | Crabs in not airtight containers for retail sale | 78 | 936 | . | . |
| 03081920 | Sea cucumbers (stichopus japonicus, holothuroidea), dried, salted or in brine | . | . | 54 | 108 |
| 08011100 | Coconuts, desiccated and dried | 963 900 | 1 574 917 | . | . |

Lanjutan Lampiran
Continued Appendix 3.

| Code | Komoditi/Commodity | 2017 | | 2018 | |
|----------|-----------------------------------------------------------------------------------------------------|----------------------|-----------------|----------------------|-----------------|
| | | Berat/ Net Weight | Nilai/ Value | Berat/ Net Weight | Nilai/ Value |
| | | (Kg) | (US\$) | (Kg) | (US\$) |
| (1) | (2) | (3) | (4) | (5) | (6) |
| 08028000 | Areca nuts | 959 104 | 1 537 810 | 736 | 1 147 |
| 08045030 | Mangosteens, fresh or dried | . | . | 55 127 | 141 033 |
| 09011110 | Coffee Arabica WIB or Robusta OIB, not roasted, not decaffeinated | 195 600 | 472 250 | . | . |
| 09021010 | Leaves, oth green tea (not fermented), in immediate packings of = 3 kg, whether or not flavoured | . | . | 20 | 40 |
| 09041110 | White pepper, neither crushed nor ground | 3 000 | 17 867 | . | . |
| 09061100 | Cinnamon (Cinnamomum zeylanicum Blume), neither crushed nor ground | 695 808 | 2 364 267 | . | . |
| 09062000 | Cinnamon and Cinnamon-tree flowers, crushed or ground | 3 953 662 | 9 446 942 | . | . |
| 09071000 | Cloves (whole fruit, cloves and stems), neither crushed nor ground | 3 000 | 23 147 | . | . |
| 13012000 | Gum Arabic | 90 | 2 700 | . | . |
| 13019090 | Natural gums, resins, gum-resins and oleoresins, oth than gum arabic, cannabis resins, lac | 34 700 | 31 041 | 3 264 | 63 516 |
| 13023100 | Mucilages and thickeners, whether or not modified, of Agar-agar | . | . | 20 000 | 94 000 |
| 14049091 | Palm kernel shells | 312 813 297 | 23 997 380 | 324 715 039 | 23 643 474 |
| 15111000 | Crude palm oil | 1 069 138 860 | 707 824 080 | 843 756 247 | 463 535 574 |
| 15119020 | Refined palm oil | 99 088 512 | 65 891 673 | 226 080 108 | 138 210 417 |
| 15119031 | Solid fractions of refined palm oil, with iodine value 30 or more, but less than 40 | 198 598 804 | 131 066 447 | 183 078 329 | 108 333 555 |
| 15119036 | Liquid fractions of refined palm oil, in packing of a net weight not exceeding 25 kg | . | . | 21 499 530 | 11 270 001 |
| 15119037 | Liquid fractions of refined palm oil, with iodine value 55 or more but less than 60 | 490 861 779 | 332 618 875 | 560 554 482 | 349 980 178 |

Lanjutan Lampiran 3.
Continued Appendix

| Code | Komoditi/Commodity | 2017 | | 2018 | |
|----------|---------------------------------------------------------------------------------------------------------------------|----------------------|-----------------|----------------------|-----------------|
| | | Berat/ Net Weight | Nilai/ Value | Berat/ Net Weight | Nilai/ Value |
| | | (Kg) | (US\$) | (Kg) | (US\$) |
| (1) | (2) | (3) | (4) | (5) | (6) |
| 15119039 | Liquid fractions of refined palm oil, in packing of a net weight exceeding 25 kg, with iodine value more than 60 | 160 882 749 | 113 064 523 | . | . |
| 15119041 | Solid fractions of unrefined palm oil | . | . | 2 699 838 | 1 551 906 |
| 15119049 | Solid fractions of unrefined palm oil, with packing of a net weight >25 kg | . | . | 11 999 991 | 6 839 995 |
| 15132110 | Crude oil of palm kernel | 26 697 715 | 34 046 451 | 38 708 335 | 32 668 243 |
| 15132995 | Palm kernel oil, RBD | 22 004 463 | 31 926 802 | 29 748 870 | 27 438 440 |
| 15180014 | Groundnut/soyabean/palm/coconut oil, boiled/oxidised/dehydrated/sulphurised/blown/ polymerised /chemically modified | . | . | 104 | 52 |
| 16010090 | Sausages & similar products of meat/meat offal/blood, food preparation base on it, oth than 16010010 | 35 | 70 | . | . |
| 16041411 | Tunas, whole or in pieces, but not minced, in airtight containers for retail sale | 23 413 | 104 306 | 33 770 | 152 121 |
| 16052100 | Shrimps and prawns, prepared or preserved, not in airtight container | 96 | 192 | . | . |
| 16053000 | Lobster, prepared or preserved | 755 | 1 254 | 18 509 | 10 182 |
| 16056100 | Sea cucumbers, prepared and preserved | . | . | 77 | 154 |
| 21069099 | Other Food preparations not elsewhere specified or included, oth than HS 21069091 - 21069098 | 1 686 381 | 3 022 241 | . | . |
| 22021090 | oth than sparkling mineral waters or aerated waters, flavoured | 284 000 | 178 774 | . | . |
| 23066010 | Palm nuts or kernels, ground or in the form of pellets | 121 244 970 | 12 501 785 | 153 720 000 | 18 185 278 |
| 23066090 | Palm nuts or kernels, oth than ground or in the form of pellets | 87 996 010 | 7 850 212 | 72 600 000 | 7 964 350 |
| 23069090 | oth than maize (corn) germ | 605 980 | 288 587 | . | . |
| 25231090 | Other cement clinkers | 299 599 849 | 8 321 957 | 817 715 352 | 25 946 068 |

Lanjutan Lampiran
Continued Appendix 3.

| Code | Komoditi/Commodity | 2017 | | 2018 | |
|-----------------------------------|---------------------------------------------------------------------------------------------------------------|----------------------|----------------------|----------------------|----------------------|
| | | Berat/ Net Weight | Nilai/ Value | Berat/ Net Weight | Nilai/ Value |
| | | (Kg) | (US\$) | (Kg) | (US\$) |
| (1) | (2) | (3) | (4) | (5) | (6) |
| 25232990 | Other Portland white cement | 798 263 057 | 32 942 884 | 935 228 649 | 39 068 584 |
| 27011900 | Coal, whether or not pulverised, but not agglomerated ,other coal | 711 944 054 | 29 366 545 | 426 932 667 | 22 919 393 |
| 32019000 | Tanning extracts of vegetable origin,tannins&their salts, ethers, ester&other derivatives, exc quebracho | 1 242 075 | 7 538 990 | 50 | 100 |
| 33012910 | Essential oils of lemon grass, citronella, nutmeg, cinnamon, ginger, cardamom, fennel or palmrose | 79 000 | 4 561 275 | . | . |
| 33012990 | Oth essential oil of lemon grass, citronella, nutmeg, cinnamon, ginger, ca | 32 400 | 1 215 900 | . | . |
| 38231920 | Industrial monocarboxylic fatty acids, acid oils from refining , other , Palm fatty acid distillate | 46 198 955 | 29 338 995 | 56 739 875 | 29 898 661 |
| 38231930 | Industrial monocarboxylic fatty acids, acid oils from refining other Palm kernel fatty acid distillate | 321 430 | 336 859 | . | . |
| 38231990 | Other industrial monocarboxylic fatty acids, acid oils from refining | 12 687 584 | 8 379 680 | . | . |
| 40012210 | TSNR 10 | 8 142 120 | 14 178 863 | 11 283 300 | 15 658 559 |
| 40012220 | TSNR 20 | 238 041 720 | 414 141 605 | 185 160 780 | 258 598 622 |
| 40012240 | TSNR CV | 8 547 840 | 15 161 094 | 11 404 260 | 16 176 072 |
| 44129400 | Oth plywood,consis solely of sheets of wood (oth thn bamboo),each ply >6 mm thickness, Blockboard, laminboard | 103 565 | 169 301 | . | . |
| 63079080 | Laces for shoes,boots,corsets & the like | . | . | 38 | 285 |
| 92060000 | Percussion musical instruments (exp, drm, xylophones,cymbals, castanets) | 65 | 505 448 | 295 | 738 |
| 95030022 | Garments & garments accessories; footwear & headgear of dolls | 215 | 430 | 657 | 1 025 |
| JUMLAH EKSPOR/TOTAL EXPORT | | 4 724 002 547 | 2 046 268 890 | 4 913 840 569 | 1 598 611 353 |

Lampiran 4. Ekspor menurut Pelabuhan Muat, 2017-2018
 Appendix 4. *Export by Port of Loading, 2017-2018*

| Code | Pelabuhan Muat/ Port of Loading | 2017 | | 2018 | |
|-----------------------------------|----------------------------------------------------|------------------------------|---------------------------|------------------------------|---------------------------|
| | | Berat/ Net Weight (Kg) | Nilai/ Value (US\$) | Berat/ Net Weight (Kg) | Nilai/ Value (US\$) |
| (1) | (2) | (3) | (4) | (5) | (6) |
| 191 | Padang/ Teluk Bayur | 4 723 929 664 | 2 045 489 667 | 4 913 665 652 | 1 598 121 370 |
| 192 | Padang/ Bandara Internasional Minangkabau (BIM) | 72 883 | 779 223 | 174 917 | 489 983 |
| JUMLAH EKSPOR/TOTAL EXPORT | | 4 724 002 547 | 2 046 268 890 | 4 913 840 569 | 1 598 611 353 |

Lampiran 5. Ekspor menurut Negara Tujuan, 2017-2018
Appendix 5. Export by Country of Destination, 2017-2018

| Code | Negara Tujuan / Country of Destination | 2017 | | 2018 | |
|------|-------------------------------------------|------------------------------|---------------------------|------------------------------|---------------------------|
| | | Berat/ Net Weight (Kg) | Nilai/ Value (US\$) | Berat/ Net Weight (Kg) | Nilai/ Value (US\$) |
| (1) | (2) | (3) | (4) | (5) | (6) |
| 111 | Jepang | 285 170 242 | 30 041 912 | 196 280 573 | 14 579 713 |
| 112 | Hongkong | 119 207 | 158 772 | 31 114 | 159 588 |
| 114 | Korea Selatan | 34 477 124 | 4 107 417 | 145 169 595 | 12 023 582 |
| 115 | Taiwan | 374 291 | 699 190 | 20 088 | 40 176 |
| 116 | Cina | 194 528 034 | 101 044 274 | 224 713 784 | 46 064 759 |
| 118 | Macau | 40 | 20 | . | . |
| 121 | Thailand | 618 007 | 1 042 399 | . | . |
| 122 | Singapura | 321 989 153 | 219 265 923 | 214 582 622 | 121 670 564 |
| 123 | Philipina | . | . | 104 657 242 | 3 453 345 |
| 124 | Malaysia | 78 015 200 | 40 916 932 | 83 083 498 | 55 351 835 |
| 125 | Myanmar | 109 203 760 | 69 596 211 | 67 398 961 | 44 122 822 |
| 126 | Kamboja | . | . | 50 | 100 |
| 127 | Brunei Darussalam | 215 | 430 | 445 | 623 |
| 129 | Nepal | 52 200 | 111 762 | . | . |
| 131 | Viet Nam | 13 500 866 | 6 722 492 | 10 509 283 | 4 425 746 |
| 132 | Maladewa | 108 806 105 | 4 758 597 | 105 374 732 | 4 656 801 |
| 133 | India | 1 668 591 025 | 758 015 250 | 1 044 508 628 | 442 454 049 |
| 134 | Pakistan | 23 100 623 | 16 094 320 | 82 299 822 | 49 691 141 |

Lanjutan Lampiran 5.
Continued Appendix

| Code | Negara Tujuan/ Country of Destination | 2017 | | 2018 | |
|------|------------------------------------------|------------------------------|---------------------------|------------------------------|---------------------------|
| | | Berat/ Net Weight (Kg) | Nilai/ Value (US\$) | Berat/ Net Weight (Kg) | Nilai/ Value (US\$) |
| (1) | (2) | (3) | (4) | (5) | (6) |
| 135 | Bangladesh | 294 208 233 | 62 483 849 | 743 234 353 | 131 564 450 |
| 136 | Srilanka | 750 553 325 | 29 454 216 | 919 525 502 | 37 191 601 |
| 142 | Iran | 201 600 | 443 520 | . | . |
| 143 | Saudi Arabia | 24 500 000 | 2 044 850 | 57 992 000 | 6 494 116 |
| 152 | Oman | 9 999 961 | 6 353 225 | . | . |
| 154 | Turki | 13 525 012 | 1 015 250 | . | . |
| 155 | Uni Emirat Arab | 2 989 842 | 1 933 398 | . | . |
| 213 | Maroko | 3 997 962 | 3 191 028 | . | . |
| 215 | Aljazair | 10 099 934 | 6 500 124 | . | . |
| 222 | Tanzania | . | . | 17 204 811 | 10 679 875 |
| 225 | Kenya | . | . | 84 747 568 | 43 631 063 |
| 227 | Mozambique | . | . | 35 305 015 | 1 085 629 |
| 237 | Nigeria | 55 500 | 33 300 | . | . |
| 261 | Afrika Selatan | 37 500 | 63 750 | . | . |
| 311 | Australia | 20 186 520 | 1 041 407 | . | . |
| 312 | Selandia Baru | 164 879 000 | 16 472 400 | 142 478 000 | 16 714 562 |
| 411 | Amerika Serikat | 331 075 098 | 460 476 020 | 379 935 136 | 393 065 765 |
| 412 | Kanada | 2 766 440 | 5 515 648 | . | . |

Lanjutan Lampiran 5.
Continued Appendix

| Code | Negara Tujuan/ Country of Destination | 2017 | | 2018 | |
|------|------------------------------------------|------------------------------|---------------------------|------------------------------|---------------------------|
| | | Berat/ Net Weight (Kg) | Nilai/ Value (US\$) | Berat/ Net Weight (Kg) | Nilai/ Value (US\$) |
| (1) | (2) | (3) | (4) | (5) | (6) |
| 421 | Meksiko | 529 200 | 991 236 | . | . |
| 431 | Chili | 12 500 | 21 250 | . | . |
| 433 | Argentina | 97 525 | 126 382 | . | . |
| 434 | Brazil | 24 253 456 | 26 276 895 | 36 090 104 | 25 661 335 |
| 441 | Ekuador | 141 120 | 201 257 | . | . |
| 449 | Rep Dominica | 18 000 | 47 040 | . | . |
| 511 | Inggris | 33 890 916 | 26 198 498 | . | . |
| 512 | Belanda | 68 331 524 | 49 167 331 | 91 799 175 | 55 493 761 |
| 513 | Perancis | 341 800 | 846 892 | . | . |
| 514 | Jerman | 4 805 465 | 3 643 430 | . | . |
| 516 | Belgia | 393 305 | 721 390 | . | . |
| 522 | Norwegia | 19 000 | 28 365 | . | . |
| 526 | Italia | 40 320 | 89 163 | . | . |
| 527 | Spanyol | 114 656 378 | 77 264 506 | 126 898 468 | 78 334 350 |
| 531 | Yunani | 4 958 364 | 4 378 444 | . | . |
| 543 | Polandia | 104 135 | 173 813 | . | . |
| 559 | Lithuania | 483 840 | 902 765 | . | . |
| 560 | Latvia | 3 278 680 | 5 558 697 | . | . |

Lanjutan Lampiran 5.
Continued Appendix

| Code | Negara Tujuan/ Country of Destination | 2017 | | 2018 | |
|-----------------------------------|------------------------------------------|------------------------------|---------------------------|------------------------------|---------------------------|
| | | Berat/ Net Weight (Kg) | Nilai/ Value (US\$) | Berat/ Net Weight (Kg) | Nilai/ Value (US\$) |
| (1) | (2) | (3) | (4) | (5) | (6) |
| 572 | Fed Russia | 25 000 | 33 650 | . | . |
| JUMLAH EKSPOR/TOTAL EXPORT | | 4 724 002 547 | 2 046 268 890 | 4 913 840 569 | 1 598 611 353 |

Lampiran **6.** Ekspor menurut Bulan, 2017-2018
Appendix *Export by Month, 2017-2018*

| Bulan/Month | 2017 | | 2018 | |
|-----------------------------------|----------------------|----------------------|----------------------|----------------------|
| | Berat/ Net Weight | Nilai/ Value | Berat/ Net Weight | Nilai/ Value |
| | (Kg) | (US\$) | (Kg) | (US\$) |
| (1) | (2) | (3) | (4) | (5) |
| Januari / January | 292 260 289 | 201 413 042 | 327 857 462 | 140 360 114 |
| Februari / February | 464 677 395 | 223 447 713 | 447 943 753 | 144 919 525 |
| Maret / March | 319 654 361 | 179 898 844 | 379 567 926 | 126 332 573 |
| April / April | 426 262 618 | 221 883 271 | 413 402 941 | 131 015 086 |
| Mei / May | 482 744 576 | 183 102 044 | 437 117 552 | 122 223 192 |
| Juni / June | 465 769 042 | 158 634 756 | 454 364 423 | 108 193 519 |
| Juli / July | 367 332 448 | 107 795 179 | 449 006 588 | 153 461 071 |
| Agustus / August | 473 933 428 | 184 246 363 | 463 850 420 | 150 369 877 |
| September / September | 357 074 936 | 125 809 126 | 411 236 420 | 141 898 911 |
| Oktober / October | 374 174 488 | 162 109 956 | 369 464 298 | 135 966 403 |
| November / November | 359 779 855 | 165 266 743 | 419 243 211 | 130 509 318 |
| Desember / December | 340 339 111 | 132 661 853 | 340 785 575 | 113 361 764 |
| JUMLAH EKSPOR/TOTAL EXPORT | 4 724 002 547 | 2 046 268 890 | 4 913 840 569 | 1 598 611 353 |

7. Ekspor menurut Bulan dan Pelabuhan Muat, 2017-2018
Export by Month and Port of Exportation, 2017-2018

| Bulan/Month | Pelabuhan Muat/Port of Exportation | 2017 | | 2018 | |
|---------------------|---------------------------------------|----------------------|-----------------|----------------------|-----------------|
| | | Berat/ Net Weight | Nilai/ Value | Berat/ Net Weight | Nilai/ Value |
| | | (Kg) | (US\$) | (Kg) | (US\$) |
| (1) | (2) | (3) | (4) | (5) | (6) |
| Januari/January | | 292 260 289 | 201 413 042 | 327 857 462 | 140 360 114 |
| | 191 Pelabuhan Teluk Bayur | 292 260 289 | 201 413 042 | 327 848 228 | 140 335 333 |
| | 192 Bandara Internasional Minangkabau | . | . | 9 234 | 24 781 |
| Februari/February | | 464 677 395 | 223 447 713 | 447 943 753 | 144 919 525 |
| | 191 Pelabuhan Teluk Bayur | 464 652 241 | 223 332 526 | 447 929 473 | 144 866 414 |
| | 192 Bandara Internasional Minangkabau | 25 154 | 115 187 | 14 280 | 53 111 |
| Maret/March | | 319 654 361 | 179 898 844 | 379 567 926 | 126 332 573 |
| | 191 Pelabuhan Teluk Bayur | 319 654 361 | 179 898 844 | 379 554 565 | 126 302 674 |
| | 192 Bandara Internasional Minangkabau | . | . | 13 361 | 29 900 |
| April/April | | 426 262 618 | 221 883 271 | 413 402 941 | 131 015 086 |
| | 191 Pelabuhan Teluk Bayur | 426 262 618 | 221 883 271 | 413 387 655 | 130 985 658 |
| | 192 Bandara Internasional Minangkabau | - | - | 15 286 | 29 428 |
| Mei/May | | 482 744 576 | 183 102 044 | 437 117 552 | 122 223 192 |
| | 191 Pelabuhan Teluk Bayur | 482 744 576 | 183 102 044 | 437 109 654 | 122 207 780 |
| | 192 Bandara Internasional Minangkabau | - | - | 7 898 | 15 411 |
| Juni/June | | 465 769 042 | 158 634 756 | 454 364 423 | 108 193 519 |
| | 191 Pelabuhan Teluk Bayur | 465 769 042 | 158 634 756 | 454 355 289 | 108 174 799 |
| | 192 Bandara Internasional Minangkabau | - | - | 9 134 | 18 720 |
| Juli/July | | 367 332 448 | 107 795 179 | 449 006 588 | 153 461 071 |
| | 191 Pelabuhan Teluk Bayur | 367 332 448 | 107 795 179 | 448 994 145 | 153 430 086 |
| | 192 Bandara Internasional Minangkabau | - | - | 12 443 | 30 984 |
| Agustus/August | | 473 933 428 | 184 246 363 | 463 850 420 | 150 369 877 |
| | 191 Pelabuhan Teluk Bayur | 473 931 389 | 184 238 581 | 463 841 544 | 150 345 666 |
| | 192 Bandara Internasional Minangkabau | 2 039 | 7 782 | 8 876 | 24 211 |
| September/September | | 357 074 936 | 125 809 126 | 411 236 420 | 141 898 911 |
| | 191 Pelabuhan Teluk Bayur | 357 064 882 | 125 272 779 | 411 214 521 | 141 837 601 |
| | 192 Bandara Internasional Minangkabau | 10 054 | 536 347 | 21 899 | 61 310 |

Lanjutan Lampiran 7.
Continued Appendix

| Bulan/Month (1) | Pelabuhan Muat/Port of Exportation (2) | 2017 | | 2018 | |
|-----------------------------------|----------------------------------------------|-------------------------------------|----------------------------------|-------------------------------------|----------------------------------|
| | | Berat/ Net Weight (Kg) (3) | Nilai/ Value (US\$) (4) | Berat/ Net Weight (Kg) (5) | Nilai/ Value (US\$) (6) |
| | | | | | |
| Oktober/October | | 374 174 488 | 162 109 956 | 369 464 298 | 135 966 403 |
| 191 | Pelabuhan Teluk Bayur | 374 165 130 | 162 079 795 | 369 446 414 | 135 908 961 |
| 192 | Bandara Internasional Minangkabau | 9 358 | 30 160 | 17 884 | 57 442 |
| November/November | | 359 779 855 | 165 266 743 | 419 243 211 | 130 509 318 |
| 191 | Pelabuhan Teluk Bayur | 359 765 529 | 165 214 769 | 419 212 918 | 130 414 273 |
| 192 | Bandara Internasional Minangkabau | 14 326 | 51 974 | 30 293 | 95 044 |
| Desember/December | | 340 339 111 | 132 661 853 | 340 785 575 | 113 361 764 |
| 191 | Pelabuhan Teluk Bayur | 340 327 159 | 132 624 081 | 340 771 246 | 113 312 123 |
| 192 | Bandara Internasional Minangkabau | 11 952 | 37 772 | 14 329 | 49 641 |
| JUMLAH EKSPOR/TOTAL EXPORT | | 4 724 002 547 | 2 046 268 890 | 4 913 840 569 | 1 598 611 353 |

8. Ekspor menurut Bulan dan Negara Tujuan, 2017-2018
Export by Month and Country of Destination, 2017-2018

| Bulan/Month | Negara Tujuan/Country of Destination | 2017 | | 2018 | |
|-------------------|--------------------------------------|------------------------------|---------------------------|------------------------------|---------------------------|
| | | Berat/ Net Weight (Kg) | Nilai/ Value (US\$) | Berat/ Net Weight (Kg) | Nilai/ Value (US\$) |
| (1) | (2) | (3) | (4) | (5) | (6) |
| Januari/January | | 292 260 289 | 201 413 042 | 327 857 462 | 140 360 114 |
| | Amerika Serikat | 16 747 120 | 28 815 918 | 60 397 535 | 60 023 143 |
| | Australia | 141 120 | 197 630 | . | . |
| | Bangladesh | 16 499 871 | 11 169 910 | 5 499 919 | 3 753 695 |
| | Belanda | 248 425 | 574 582 | . | . |
| | Belgia | 144 000 | 272 400 | . | . |
| | Brazil | 16 154 236 | 17 711 772 | . | . |
| | Cina | 7 088 000 | 12 075 529 | 1 676 | 3 352 |
| | Ekuador | 100 800 | 142 027 | . | . |
| | Fed Russia | 25 000 | 33 650 | . | . |
| | Hongkong | . | . | 721 | 1 442 |
| | India | 117 771 947 | 89 755 374 | 100 314 054 | 46 057 489 |
| | Inggris | 5 069 851 | 3 771 237 | . | . |
| | Jepang | 21 755 597 | 2 664 098 | 3 256 | 14 167 |
| | Jerman | 25 000 | 35 000 | . | . |
| | Kanada | 715 680 | 1 215 320 | . | . |
| | Latvia | 423 360 | 645 624 | . | . |
| | Maladewa | 7 050 300 | 282 012 | . | . |
| | Malaysia | 2 068 520 | 3 687 257 | 5 001 888 | 3 352 464 |
| | Meksiko | 187 740 | 339 291 | . | . |
| | Mozambique | . | . | 35 305 015 | 1 085 629 |
| | Myanmar | 9 299 888 | 6 094 927 | 5 799 910 | 4 030 937 |
| | Pakistan | 581 650 | 165 054 | . | . |
| | Perancis | 87 200 | 155 742 | . | . |
| | Polandia | 41 935 | 70 709 | . | . |
| | Selandia Baru | 19 000 | 37 620 | 25 254 000 | 2 859 710 |
| | Singapura | 24 759 357 | 18 879 757 | 27 149 586 | 16 582 294 |
| | Srilanka | 44 800 012 | 1 820 750 | 63 128 342 | 2 592 671 |
| | Taiwan | 221 760 | 375 782 | 1 560 | 3 120 |
| | Thailand | 147 000 | 256 537 | . | . |
| | Viet Nam | 65 920 | 133 194 | . | . |
| | Yunani | 20 000 | 34 339 | . | . |
| Februari/February | | 464 677 395 | 223 447 713 | 447 943 753 | 144 919 525 |
| | Amerika Serikat | 35 412 040 | 50 378 152 | 16 422 840 | 24 408 915 |
| | Argentina | 47 525 | 58 432 | . | . |

Lanjutan Lampiran
Continued Appendix 8.

| Bulan/Month | Negara Tujuan/Country of Destination | 2017 | | 2018 | |
|-------------|--------------------------------------|----------------------|-----------------|----------------------|-----------------|
| | | Berat/ Net Weight | Nilai/ Value | Berat/ Net Weight | Nilai/ Value |
| | | (Kg) | (US\$) | (Kg) | (US\$) |
| (1) | (2) | (3) | (4) | (5) | (6) |
| | Australia | 22 000 | 2 794 | . | . |
| | Bangladesh | 16 419 838 | 11 332 688 | 23 999 781 | 16 109 355 |
| | Belanda | 8 452 509 | 7 304 817 | . | . |
| | Belgia | 18 000 | 34 500 | . | . |
| | Cina | 16 350 936 | 17 986 000 | 59 250 458 | 13 939 873 |
| | Ekuador | 40 320 | 59 230 | . | . |
| | Hongkong | 2 287 | 4 586 | 177 | 354 |
| | India | 229 161 061 | 56 442 011 | 159 829 100 | 44 137 703 |
| | Inggris | 5 312 844 | 4 568 620 | . | . |
| | Jepang | 11 301 031 | 2 261 878 | 10 851 231 | 782 606 |
| | Kanada | 448 200 | 893 635 | . | . |
| | Korea Selatan | 367 | 734 | 32 750 136 | 2 423 510 |
| | Latvia | 705 600 | 1 208 995 | . | . |
| | Lithuania | 241 920 | 395 842 | . | . |
| | Maladewa | 14 350 000 | 665 000 | 7 100 000 | 294 650 |
| | Malaysia | 64 369 | 176 371 | 4 001 717 | 4 858 063 |
| | Meksiko | 107 100 | 234 442 | . | . |
| | Myanmar | 17 199 885 | 11 986 169 | . | . |
| | Pakistan | 428 540 | 172 686 | 25 550 082 | 16 024 178 |
| | Perancis | 80 000 | 102 320 | . | . |
| | Polandia | 20 520 | 33 914 | . | . |
| | Selandia Baru | 14 000 000 | 1 372 000 | 16 250 000 | 1 767 250 |
| | Singapura | 31 169 985 | 23 790 813 | 27 200 277 | 17 188 480 |
| | Spanyol | 28 499 629 | 20 431 315 | . | . |
| | Srilanka | 21 175 022 | 847 001 | 60 728 490 | 2 520 232 |
| | Taiwan | 4 468 | 8 936 | . | . |
| | Thailand | 127 589 | 188 988 | . | . |
| | Viet Nam | 8 519 946 | 6 127 439 | 4 009 464 | 464 356 |
| | Yunani | 4 938 364 | 4 344 104 | . | . |
| Maret/March | | 319 654 361 | 179 898 844 | 379 567 926 | 126 332 573 |
| | Afrika Selatan | 25 000 | 42 500 | . | . |
| | Amerika Serikat | 30 491 198 | 43 820 224 | 35 235 064 | 37 874 777 |
| | Bangladesh | 8 235 926 | 5 817 130 | 126 548 196 | 16 052 640 |
| | Belanda | 259 448 | 794 257 | 21 999 849 | 14 184 155 |
| | Belgia | 126 000 | 234 073 | . | . |

Lanjutan Lampiran
Continued Appendix

8.

| Bulan/Month | Negara Tujuan/Country of Destination | 2017 | | 2018 | |
|-------------|--------------------------------------|----------------------|-----------------|----------------------|-----------------|
| | | Berat/ Net Weight | Nilai/ Value | Berat/ Net Weight | Nilai/ Value |
| | | (Kg) | (US\$) | (Kg) | (US\$) |
| (1) | (2) | (3) | (4) | (5) | (6) |
| | Cina | 18 286 606 | 20 891 682 | 1 547 | 3 094 |
| | Hongkong | . | . | 955 | 1 910 |
| | India | 76 276 039 | 56 540 400 | 56 699 004 | 35 436 498 |
| | Inggris | 138 800 | 272 212 | . | . |
| | Iran | 201 600 | 443 520 | . | . |
| | Jepang | 11 776 598 | 4 603 291 | 2 257 | 10 570 |
| | Jerman | 108 500 | 184 461 | . | . |
| | Kanada | 977 760 | 2 070 487 | . | . |
| | Latvia | 302 400 | 595 980 | . | . |
| | Lithuania | 120 960 | 243 533 | . | . |
| | Maladewa | . | . | 6 400 000 | 345 600 |
| | Malaysia | 12 067 437 | 8 567 260 | 5 003 807 | 3 365 005 |
| | Maroko | 9 000 | 37 700 | . | . |
| | Meksiko | 107 100 | 211 362 | . | . |
| | Myanmar | 8 699 869 | 6 058 659 | 4 299 952 | 2 999 217 |
| | Pakistan | 201 600 | 411 264 | . | . |
| | Perancis | 103 200 | 180 730 | . | . |
| | Polandia | 41 680 | 69 191 | . | . |
| | Rep Dominica | 18 000 | 47 040 | . | . |
| | Saudi Arabia | . | . | 19 342 000 | 2 361 566 |
| | Selandia Baru | 40 160 000 | 4 142 830 | . | . |
| | Singapura | 26 340 320 | 19 452 883 | 1 708 | 5 684 |
| | Spanyol | 70 000 | 70 403 | 15 299 874 | 10 097 917 |
| | Srilanka | 82 094 960 | 3 283 798 | 88 730 654 | 3 587 822 |
| | Taiwan | 100 800 | 218 736 | 3 059 | 6 118 |
| | Thailand | 273 560 | 421 877 | . | . |
| | Viet Nam | 2 040 000 | 171 360 | . | . |
| April/April | | 426 262 618 | 221 883 271 | 413 402 941 | 131 015 086 |
| | Afrika Selatan | 12 500 | 21 250 | . | . |
| | Amerika Serikat | 27 630 340 | 58 753 999 | 38 716 657 | 43 823 539 |
| | Argentina | 50 000 | 67 950 | . | . |
| | Bangladesh | 42 575 010 | 1 213 388 | 75 146 434 | 12 589 691 |
| | Belanda | 726 086 | 1 630 261 | . | . |
| | Belgia | 105 305 | 180 416 | . | . |
| | Brazil | 50 000 | 74 942 | . | . |

Lanjutan Lampiran
Continued Appendix 8.

| Bulan/Month | Negara Tujuan/Country of Destination | 2017 | | 2018 | |
|-------------|--------------------------------------|----------------------|-----------------|----------------------|-----------------|
| | | Berat/ Net Weight | Nilai/ Value | Berat/ Net Weight | Nilai/ Value |
| | | (Kg) | (US\$) | (Kg) | (US\$) |
| (1) | (2) | (3) | (4) | (5) | (6) |
| | Chili | 12 500 | 21 250 | . | . |
| | Cina | 14 375 188 | 15 077 330 | 49 319 331 | 12 590 021 |
| | Hongkong | 100 100 | 45 546 | 307 | 614 |
| | India | 176 265 553 | 88 260 973 | 80 399 763 | 15 854 582 |
| | Inggris | 8 870 350 | 6 664 590 | . | . |
| | Italia | 40 320 | 89 163 | . | . |
| | Jepang | 22 489 374 | 4 044 888 | 31 611 277 | 2 650 562 |
| | Jerman | 172 000 | 318 993 | . | . |
| | Kanada | 624 800 | 1 336 206 | . | . |
| | Korea Selatan | . | . | 1 999 942 | 1 154 967 |
| | Latvia | 806 400 | 1 612 296 | . | . |
| | Lithuania | 120 960 | 263 390 | . | . |
| | Maladewa | 11 000 000 | 492 000 | 8 000 000 | 332 000 |
| | Malaysia | 37 770 413 | 11 088 893 | 3 911 | 3 387 |
| | Meksiko | 127 260 | 206 142 | . | . |
| | Myanmar | 21 004 652 | 9 617 322 | 13 599 799 | 9 313 863 |
| | Nepal | 52 200 | 111 762 | . | . |
| | Norwegia | 19 000 | 28 365 | . | . |
| | Pakistan | 138 940 | 84 938 | . | . |
| | Perancis | 71 400 | 408 100 | . | . |
| | Saudi Arabia | . | . | 18 750 000 | 2 039 400 |
| | Singapura | 27 598 310 | 18 420 074 | 28 183 506 | 17 901 658 |
| | Spanyol | 73 000 | 88 449 | 16 499 674 | 10 727 437 |
| | Srilanka | 33 220 605 | 1 328 824 | 51 170 724 | 2 030 133 |
| | Taiwan | 40 320 | 81 850 | 1 616 | 3 232 |
| | Thailand | 69 720 | 174 721 | . | . |
| | Turki | 25 012 | 12 500 | . | . |
| | Viet Nam | 25 000 | 62 500 | . | . |
| Mei/May | | 482 744 576 | 183 102 044 | 437 117 552 | 122 223 192 |
| | Amerika Serikat | 32 842 930 | 46 700 210 | 9 835 400 | 13 850 310 |
| | Bangladesh | 63 383 187 | 1 806 421 | 140 566 476 | 19 475 050 |
| | Belanda | 7 290 774 | 4 826 492 | 13 999 919 | 9 311 196 |
| | Brazil | . | . | 7 099 784 | 5 997 101 |
| | Brunei Darussalam | . | . | 345 | 483 |
| | Cina | . | . | 34 801 525 | 2 265 050 |

Lanjutan Lampiran
Continued Appendix 8.

| Bulan/Month | Negara Tujuan/Country of Destination | 2017 | | 2018 | |
|-------------|--------------------------------------|----------------------|-----------------|----------------------|-----------------|
| | | Berat/ Net Weight | Nilai/ Value | Berat/ Net Weight | Nilai/ Value |
| | | (Kg) | (US\$) | (Kg) | (US\$) |
| (1) | (2) | (3) | (4) | (5) | (6) |
| | Hongkong | 15 000 | 105 000 | 531 | 1 062 |
| | India | 241 820 799 | 92 726 537 | 39 799 186 | 24 284 092 |
| | Inggris | 4 499 874 | 3 198 156 | . | . |
| | Jepang | 20 178 144 | 1 411 539 | 10 176 808 | 722 893 |
| | Maladewa | 7 000 000 | 280 000 | . | . |
| | Malaysia | 7 999 880 | 5 677 415 | 252 740 | 102 063 |
| | Myanmar | 4 299 897 | 3 106 676 | 13 599 851 | 9 020 402 |
| | Selandia Baru | 15 500 000 | 1 284 500 | . | . |
| | Singapura | 31 249 238 | 20 277 128 | 24 499 279 | 14 671 872 |
| | Spanyol | . | . | 28 299 847 | 17 874 154 |
| | Srilanka | 43 814 853 | 1 473 969 | 114 184 504 | 4 644 749 |
| | Taiwan | . | . | 1 357 | 2 714 |
| | Viet Nam | 2 850 000 | 228 000 | . | . |
| Juni/June | | 465 769 042 | 158 634 756 | 454 364 423 | 108 193 519 |
| | Amerika Serikat | 41 122 114 | 49 237 912 | 16 343 460 | 23 046 703 |
| | Bangladesh | 32 551 010 | 895 153 | 35 200 000 | 1 091 200 |
| | Belanda | . | . | 12 799 986 | 8 411 304 |
| | Cina | 44 000 000 | 1 437 480 | 58 701 442 | 8 450 535 |
| | Hongkong | . | . | 463 | 926 |
| | India | 128 348 363 | 56 200 008 | 166 764 139 | 40 871 012 |
| | Inggris | 4 749 664 | 3 375 266 | . | . |
| | Jepang | 20 089 367 | 1 516 723 | 10 086 086 | 650 243 |
| | Korea Selatan | . | . | 31 619 351 | 2 276 593 |
| | Maladewa | 7 100 000 | 284 000 | 6 001 816 | 249 075 |
| | Malaysia | 36 984 | 73 689 | 2 258 | 2 095 |
| | Maroko | 3 988 962 | 3 153 328 | . | . |
| | Myanmar | . | . | 4 299 904 | 2 848 686 |
| | Pakistan | . | . | 13 999 820 | 9 169 883 |
| | Selandia Baru | 25 450 000 | 2 201 300 | 25 170 000 | 2 970 060 |
| | Singapura | 26 999 399 | 18 025 211 | 2 606 | 5 698 |
| | Spanyol | 28 799 468 | 18 221 316 | 8 999 742 | 5 570 341 |
| | Srilanka | 102 533 711 | 4 013 370 | 64 372 233 | 2 576 930 |
| | Taiwan | . | . | 1 117 | 2 234 |
| Juli/July | | 367 332 448 | 107 795 179 | 449 006 588 | 153 461 071 |

Lanjutan Lampiran
Continued Appendix 8.

| Bulan/Month | Negara Tujuan/Country of Destination | 2017 | | 2018 | |
|----------------|--------------------------------------|----------------------|-----------------|----------------------|-----------------|
| | | Berat/ Net Weight | Nilai/ Value | Berat/ Net Weight | Nilai/ Value |
| | | (Kg) | (US\$) | (Kg) | (US\$) |
| (1) | (2) | (3) | (4) | (5) | (6) |
| | Amerika Serikat | 14 108 220 | 21 274 845 | 26 645 351 | 26 602 590 |
| | Bangladesh | 37 200 249 | 1 023 007 | 112 551 151 | 9 774 512 |
| | Belanda | 9 999 607 | 6 617 244 | . | . |
| | Brazil | . | . | 6 679 680 | 5 031 531 |
| | Cina | 44 901 000 | 1 611 048 | 678 | 1 356 |
| | Hongkong | . | . | 21 837 | 141 034 |
| | India | 69 298 429 | 43 710 008 | 70 148 186 | 38 596 000 |
| | Inggris | 1 749 828 | 1 329 853 | . | . |
| | Jepang | 31 900 622 | 2 447 279 | 10 925 301 | 795 755 |
| | Korea Selatan | . | . | 31 600 267 | 2 243 619 |
| | Maladewa | 11 400 000 | 524 900 | 12 820 205 | 610 789 |
| | Malaysia | 7 999 844 | 4 939 904 | 8 301 561 | 5 081 651 |
| | Myanmar | 8 599 953 | 5 396 471 | 8 599 839 | 5 815 641 |
| | Singapura | 22 149 620 | 14 423 006 | 52 500 915 | 30 476 940 |
| | Spanyol | . | . | 25 499 884 | 14 981 182 |
| | Srilanka | 94 525 076 | 3 494 866 | 65 505 088 | 2 624 927 |
| | Taiwan | . | . | 1 834 | 3 668 |
| | Tanzania | . | . | 17 204 811 | 10 679 875 |
| | Turki | 13 500 000 | 1 002 750 | . | . |
| Agustus/August | | 473 933 428 | 184 246 363 | 463 850 420 | 150 369 877 |
| | Aljazair | 5 099 776 | 3 075 766 | . | . |
| | Amerika Serikat | 21 137 760 | 31 799 312 | 40 378 027 | 40 655 095 |
| | Australia | 20 023 400 | 840 983 | . | . |
| | Bangladesh | 53 343 504 | 13 285 397 | 80 450 989 | 8 637 105 |
| | Belanda | 8 660 161 | 5 475 394 | 15 999 921 | 8 953 207 |
| | Cina | 15 499 924 | 9 240 079 | 770 | 1 540 |
| | Hongkong | 161 | 322 | 725 | 1 450 |
| | India | 169 208 867 | 75 936 023 | 99 590 691 | 56 040 100 |
| | Jepang | 31 542 953 | 2 413 797 | 2 253 | 9 972 |
| | Kenya | . | . | 28 499 187 | 15 121 335 |
| | Maladewa | . | . | 15 007 343 | 622 805 |
| | Malaysia | 5 000 124 | 3 050 487 | 9 003 143 | 6 602 911 |
| | Philipina | . | . | 35 000 388 | 1 085 012 |
| | Myanmar | 13 599 903 | 8 972 436 | . | . |
| | Saudi Arabia | . | . | 19 900 000 | 2 093 150 |

Lanjutan Lampiran
Continued Appendix 8.

| Bulan/Month | Negara Tujuan/Country of Destination | 2017 | | 2018 | |
|---------------------|--------------------------------------|----------------------|-----------------|----------------------|-----------------|
| | | Berat/ Net Weight | Nilai/ Value | Berat/ Net Weight | Nilai/ Value |
| | | (Kg) | (US\$) | (Kg) | (US\$) |
| (1) | (2) | (3) | (4) | (5) | (6) |
| | Selandia Baru | 27 500 000 | 2 695 000 | 27 135 000 | 3 086 255 |
| | Singapura | 24 799 667 | 15 429 815 | 610 | 5 720 |
| | Spanyol | 15 099 776 | 9 571 265 | . | . |
| | Srilanka | 63 417 452 | 2 460 286 | 86 380 278 | 3 490 279 |
| | Taiwan | . | . | 1 276 | 2 552 |
| | Viet Nam | . | . | 6 499 819 | 3 961 390 |
| September/September | | 357 074 936 | 125 809 126 | 411 236 420 | 141 898 911 |
| | Amerika Serikat | 20 032 740 | 29 493 987 | 36 337 192 | 34 224 164 |
| | Bangladesh | . | . | 55 501 113 | 12 516 487 |
| | Belanda | 10 194 647 | 6 506 750 | . | . |
| | Brazil | . | . | 10 901 456 | 6 808 506 |
| | Brunei Darussalam | 215 | 430 | 100 | 140 |
| | Cina | 7 400 876 | 4 701 942 | 7 452 | 20 744 |
| | Hongkong | 419 | 838 | 801 | 1 602 |
| | India | 109 549 133 | 37 821 125 | 89 802 360 | 50 254 213 |
| | Inggris | 499 904 | 589 887 | . | . |
| | Jepang | 43 464 133 | 3 133 648 | 39 423 437 | 2 849 980 |
| | Kamboja | . | . | 50 | 100 |
| | Kenya | . | . | 28 848 955 | 14 784 415 |
| | Maladewa | 6 500 000 | 344 500 | 21 542 719 | 1 019 023 |
| | Malaysia | 5 001 555 | 3 645 404 | 16 003 826 | 11 113 131 |
| | Myanmar | . | . | 4 299 921 | 2 515 454 |
| | Oman | 9 999 961 | 6 353 225 | . | . |
| | Saudi Arabia | 24 500 000 | 2 044 850 | . | . |
| | Selandia Baru | . | . | 16 943 000 | 2 073 419 |
| | Singapura | 25 949 899 | 16 557 855 | 1 079 | 4 318 |
| | Spanyol | 14 999 939 | 9 599 961 | 91 620 079 | 3 707 454 |
| | Srilanka | 75 989 803 | 3 077 587 | 2 880 | 5 760 |
| | Taiwan | 1 732 | 3 464 | . | . |
| | Thailand | 138 | 276 | . | . |
| | Uni Emirat Arab | 2 989 842 | 1 933 398 | . | . |
| Oktober/October | | 374 174 488 | 162 109 956 | 369 464 298 | 135 966 403 |
| | Amerika Serikat | 62 046 476 | 56 532 342 | 32 826 588 | 30 544 529 |
| | Bangladesh | 11 999 828 | 7 984 881 | 40 000 555 | 6 033 011 |

Lanjutan Lampiran
Continued Appendix 8.

| Bulan/Month | Negara Tujuan/Country of Destination | 2017 | | 2018 | |
|-------------------|--------------------------------------|----------------------|-----------------|----------------------|-----------------|
| | | Berat/ Net Weight | Nilai/ Value | Berat/ Net Weight | Nilai/ Value |
| | | (Kg) | (US\$) | (Kg) | (US\$) |
| (1) | (2) | (3) | (4) | (5) | (6) |
| | Belanda | 14 099 923 | 9 700 447 | 18 499 531 | 10 940 162 |
| | Brazil | . | . | 11 409 184 | 7 824 197 |
| | Cina | 10 000 829 | 6 371 973 | 6 091 | 18 003 |
| | Hongkong | 175 | 350 | 854 | 1 708 |
| | India | 122 248 848 | 46 551 218 | 72 698 579 | 37 736 489 |
| | Inggris | 1 249 898 | 843 564 | . | . |
| | Jepang | 20 504 960 | 1 590 275 | 22 006 186 | 1 785 378 |
| | Kenya | . | . | 27 399 426 | 13 725 313 |
| | Korea Selatan | 2 749 948 | 1 663 719 | 7 700 000 | 900 900 |
| | Maladewa | 20 853 540 | 844 568 | 6 502 649 | 269 860 |
| | Malaysia | 1 623 | 2 634 | 3 976 | 3 583 |
| | Myanmar | 12 899 843 | 8 771 892 | 8 599 805 | 5 170 633 |
| | Pakistan | . | . | 17 749 967 | 10 147 481 |
| | Selandia Baru | 14 000 000 | 1 570 400 | 14 226 000 | 1 805 368 |
| | Singapura | 26 049 807 | 17 431 803 | 1 293 | 11 991 |
| | Spanyol | . | . | 8 999 726 | 5 878 978 |
| | Srilanka | 55 467 053 | 2 246 416 | 80 832 668 | 3 166 381 |
| | Taiwan | 1 737 | 3 474 | 1 220 | 2 440 |
| | | | | 0 | 0 |
| November/November | | 359 779 855 | 165 266 743 | 419 243 211 | 130 509 318 |
| | Amerika Serikat | 15 321 600 | 22 881 593 | 33 959 417 | 30 480 671 |
| | Bangladesh | 11 999 810 | 7 955 874 | . | . |
| | Belanda | 4 399 964 | 2 937 101 | . | . |
| | Brazil | 8 049 220 | 8 490 181 | . | . |
| | Cina | 16 301 144 | 11 310 150 | 22 618 923 | 8 760 437 |
| | Hongkong | 675 | 1 350 | 1 057 | 2 114 |
| | India | 91 448 427 | 60 248 499 | 88 583 446 | 44 146 186 |
| | Inggris | 1 749 903 | 1 585 111 | . | . |
| | Jepang | 18 905 353 | 1 464 209 | 40 503 785 | 2 866 140 |
| | Korea Selatan | 31 726 809 | 2 442 964 | 39 499 899 | 3 023 993 |
| | Maladewa | 7 050 000 | 285 525 | 8 000 000 | 332 000 |
| | Malaysia | 1 577 | 2 778 | 17 503 043 | 12 740 960 |
| | Myanmar | 8 599 938 | 6 116 706 | . | . |
| | Pakistan | 21 749 893 | 15 260 379 | . | . |
| | Philipina | . | . | 34 457 254 | 1 171 547 |
| | Selandia Baru | 28 250 000 | 3 168 750 | 17 500 000 | 2 152 500 |

Lanjutan Lampiran
Continued Appendix 8.

| Bulan/Month | Negara Tujuan/Country of Destination | 2017 | | 2018 | |
|-------------------|--------------------------------------|----------------------|----------------------|----------------------|----------------------|
| | | Berat/ Net Weight | Nilai/ Value | Berat/ Net Weight | Nilai/ Value |
| | | (Kg) | (US\$) | (Kg) | (US\$) |
| (1) | (2) | (3) | (4) | (5) | (6) |
| | Singapura | 27 223 979 | 18 397 180 | 27 449 987 | 13 213 111 |
| | Spanyol | . | . | 15 299 911 | 8 644 450 |
| | Srilanka | 66 999 098 | 2 713 463 | 73 864 481 | 2 971 194 |
| | Taiwan | 2 465 | 4 930 | 2 008 | 4 016 |
| | | | | 0 | 0 |
| Desember/December | | 340 339 111 | 132 661 853 | 340 785 575 | 113 361 764 |
| | Aljazair | 5 000 158 | 3 424 358 | . | . |
| | Amerika Serikat | 14 182 560 | 20 787 527 | 32 837 605 | 27 531 327 |
| | Bangladesh | . | . | 47 769 739 | 25 531 703 |
| | Belanda | 3 999 980 | 2 799 986 | 8 499 969 | 3 693 737 |
| | Cina | 323 531 | 341 061 | 3 891 | 10 754 |
| | Hongkong | 390 | 780 | 2 686 | 5 372 |
| | India | 137 193 559 | 53 823 074 | 19 880 120 | 9 039 684 |
| | Jepang | 31 262 110 | 2 490 287 | 20 688 696 | 1 441 446 |
| | Jerman | 4 499 965 | 3 104 976 | . | . |
| | Latvia | 1 040 920 | 1 495 802 | . | . |
| | Macau | 40 | 20 | . | . |
| | Maladewa | 16 502 265 | 756 092 | 14 000 000 | 581 000 |
| | Malaysia | 2 874 | 4 841 | 18 001 628 | 8 126 525 |
| | Myanmar | 4 999 932 | 3 474 953 | 4 299 980 | 2 407 989 |
| | Pakistan | . | . | 24 999 953 | 14 349 599 |
| | Philipina | . | . | 35 199 600 | 1 196 786 |
| | Singapura | 27 699 572 | 18 180 398 | 27 591 776 | 11 602 798 |
| | Spanyol | 27 114 566 | 19 281 797 | 7 999 810 | 4 559 892 |
| | Srilanka | 66 515 680 | 2 693 885 | 79 007 961 | 3 278 830 |
| | Taiwan | 1 009 | 2 018 | 2 161 | 4 322 |
| | | | | | |
| | JUMLAH EKSPOR/TOTAL EXPORT | 4 724 002 547 | 2 046 268 890 | 4 913 840 569 | 1 598 611 353 |

Lampiran 9. Impor menurut Golongan SITC, 2017-2018
Appendix 9. Import by SITC Groups, 2017-2018

| Code | Komoditi/Commodity | 2017 | | 2018 | |
|----------------------------------|-----------------------------------------------------------------------------|------------------------------|---------------------------|------------------------------|---------------------------|
| | | Berat/ Net Weight (Kg) | Nilai/ Value (US\$) | Berat/ Net Weight (Kg) | Nilai/ Value (US\$) |
| (1) | (2) | (3) | (4) | (5) | (6) |
| 0 | Makanan dan binatang hidup <i>Food and Live Animals</i> | 46 163 730 | 17 799 362 | 70 177 312 | 31 319 932 |
| 2 | Bahan baku dan hasil tambang <i>Crude materials; inedible</i> | 209 478 293 | 6 623 665 | 238 997 065 | 9 396 657 |
| 3 | Bahan bakar, bahan penyemir dsb <i>Mineral fuels, lubricants, etc</i> | 663 627 701 | 369 610 709 | 609 409 568 | 404 760 946 |
| 5 | Bahan kimia dan produknya <i>Chemical and it's products</i> | 86 679 354 | 20 515 136 | 205 241 411 | 51 323 521 |
| 6 | Hasil Industri Pabrik <i>Manufactured goods</i> | 14 720 652 | 13 929 819 | 12 326 890 | 12 188 538 |
| 7 | Mesin dan alat angkutan <i>Mechinery & transportation equipments</i> | 3 062 257 | 15 283 871 | 1 361 521 | 36 769 833 |
| 8&9 | Barang lainnya <i>Others</i> | 890 606 | 2 500 806 | 44 821 | 579 280 |
| JUMLAH IMPOR/TOTAL IMPORT | | 1 024 622 593 | 446 263 368 | 1 137 558 588 | 546 338 707 |

Lampiran 10. Impor menurut Kode HS 2 digit, 2017-2018
Appendix 10. Import by 2 digits of HS Code, 2017-2018

| Code | Komoditi/Commodity | 2017 | | 2018 | |
|------|--------------------------------------------------------------------------------------------------------|----------------------|-----------------|----------------------|-----------------|
| | | Berat/ Net Weight | Nilai/ Value | Berat/ Net Weight | Nilai/ Value |
| | | (Kg) | (US\$) | (Kg) | (US\$) |
| (1) | (2) | (3) | (4) | (5) | (6) |
| 09 | Kopi, Teh, Rempah-rempah | . | . | 8 996 | 47 190 |
| 10 | Gandum-gandum <i>Cereals</i> | . | . | 7 500 000 | 3 494 250 |
| 23 | Ampas/Sisa Industri Makanan <i>Res. and Waste from Food Industries</i> | 46 163 730 | 17 799 362 | 62 668 316 | 27 778 492 |
| 25 | Garam, Belerang, Kapur <i>Salt, Sulphur, Earth and Stone</i> | 209 478 293 | 6 623 665 | 238 886 430 | 9 230 612 |
| 27 | Bahan bakar mineral <i>Mineral Fuels, Mineral Oil Product</i> | 663 627 701 | 369 610 709 | 609 409 568 | 404 760 946 |
| 28 | Bahan kimia anorganik <i>Inorganic chemicals</i> | 100 184 | 132 461 | 299 000 | 246 534 |
| 29 | Bahan kimia organik <i>Organic chemicals</i> | 460 000 | 1 225 400 | 640 000 | 1 722 000 |
| 31 | Pupuk <i>Fertilizers</i> | 86 049 680 | 19 028 352 | 203 803 340 | 48 847 852 |
| 33 | Minyak atsiri, Kosmetik wangi-wangian | . | . | 1 | 100 |
| 34 | Sabun dan Preparat Pembersih <i>Soap, org surf-act. agents, washing, & lubricating prep</i> | 5 | 493 | 2 | 124 |
| 35 | Perekat, Enzim <i>Alb substances; modified starches; glues; enzymes</i> | 1 | 1 | . | . |
| 37 | Barang-barang Fotografi/Sinematografi <i>Photographic and cinematographic goods</i> | 60 | 1 040 | 15 | 1 518 |
| 38 | Berbagai produk kimia <i>Miscellaneous Chemical Products</i> | 76 493 | 45 645 | 337 386 | 185 647 |
| 39 | Plastik dan Barang dari Plastik <i>Plastics and articles thereof</i> | 35 532 | 142 190 | 190 777 | 387 061 |
| 40 | Karet dan Barang dari Karet <i>Rubber and Articles Thereof</i> | 10 402 | 86 107 | 113 114 | 178 118 |
| 42 | Barang-barang dari kulit <i>Art of leathr; saddlery & harness; trvel goods & similar co</i> | 10 176 | 280 322 | 2 678 | 173 010 |
| 43 | Kulit Berbulu <i>Furskins and artificial fur; manufactures thereof</i> | 42 | 1 318 | . | . |
| 44 | Kayu, Barang dari Kayu <i>Wood and Articles of Wood</i> | 96 | 4 160 | . | . |

Lanjutan Lampiran
Continued Appendix 10.

| Code | Komoditi/Commodity | 2017 | | 2018 | |
|------|------------------------------------------------------------------------------------------------|----------------------|-----------------|----------------------|-----------------|
| | | Berat/ Net Weight | Nilai/ Value | Berat/ Net Weight | Nilai/ Value |
| | | (Kg) | (US\$) | (Kg) | (US\$) |
| (1) | (2) | (3) | (4) | (5) | (6) |
| 48 | Kertas/Karton <i>Paper and paperboard</i> | 7 701 277 | 6 741 342 | 8 957 969 | 9 243 180 |
| 49 | Buku dan Barang Cetak <i>Printed books, newspapers, pictures, & other</i> | 50 | 1 939 | . | . |
| 59 | Kain ditenun berlapis <i>Impregnated, coated, covered or laminated textile</i> | 503 | 26 374 | 529 | 1 048 |
| 61 | Barang-barang rajutan <i>Articles of apparel and clothing accessories,</i> | 3 | 113 | 880 | 41 279 |
| 62 | Pakaian jadi bukan rajutan <i>Articles of apparel and clothing accessories, not</i> | 71 | 3 427 | 28 | 1 826 |
| 63 | Kain perca | . | . | 18 161 | 19 474 |
| 64 | Alas kaki <i>Footwear, gaiters and the like; parts of such articles</i> | 669 | 44 158 | 47 | 5 651 |
| 65 | Tutup kepala <i>Headgear and Parts Thereof</i> | 143 | 13 736 | 5 | 306 |
| 67 | Bulu unggas <i>Prepared feathers and articles; artificial flowers;</i> | 17 | 756 | 124 | 973 |
| 68 | Benda-benda dari Batu, Gips, dan Semen <i>Articles of stone, plaster, cement, asbestos,</i> | 1 058 | 2 118 | 278 | 1 634 |
| 69 | Produk keramik <i>Ceramic products</i> | 6 291 730 | 6 315 567 | 2 086 162 | 2 126 795 |
| 70 | Kaca & Barang dari Kaca <i>Glass and glassware</i> | 355 914 | 112 742 | 899 711 | 302 151 |
| 71 | Perhiasan/Permata <i>Natural and cultured pearls, precious/semi</i> | 2 559 | 122 014 | 1 240 | 78 584 |
| 73 | Benda-benda dari Besi dan Baja <i>Articles of iron and steel</i> | 341 306 | 482 345 | 395 762 | 549 470 |
| 74 | Tembaga <i>Copper and articles thereof</i> | 18 | 326 | 2 | 100 |
| 76 | Aluminium <i>Aluminium and articles thereof</i> | 48 | 6 057 | 19 | 567 |
| 79 | Seng <i>Zinc and articles thereof</i> | 1 780 | 50 313 | . | . |

Lanjutan Lampiran
Continued Appendix 10.

| Code | Komoditi/Commodity | 2017 | | 2018 | |
|----------------------------------|--------------------------------------------------------------------------------------|----------------------|--------------------|----------------------|--------------------|
| | | Berat/ Net Weight | Nilai/ Value | Berat/ Net Weight | Nilai/ Value |
| | | (Kg) | (US\$) | (Kg) | (US\$) |
| (1) | (2) | (3) | (4) | (5) | (6) |
| 82 | Perkakas, Perangkat Potong <i>Tools, implements, cutlery, spoon and forks,</i> | 3 249 | 94 107 | 126 | 4 764 |
| 83 | Berbagai barang logam dasar <i>Miscellaneous articles of base metal</i> | 1 148 | 48 541 | 69 | 8 466 |
| 84 | Mesin-mesin/Peralatan Mekanik <i>Nuclear React., Boilers, Mech. Appli</i> | 3 011 850 | 14 946 555 | 1 135 986 | 28 489 571 |
| 85 | Mesin/peralatan listrik <i>Elect. Machinery, Sound Rec., TV, etc</i> | 30 277 | 236 935 | 180 541 | 8 118 811 |
| 87 | Kendaraan dan Bagiannya <i>Vehicles other than railway/tramway, and parts</i> | 1 443 | 10 893 | 398 | 25 618 |
| 89 | Kapal laut <i>Ships, boat, and floating structures</i> | 2 427 | 33 658 | 8 844 | 54 264 |
| 90 | Perangkat optik <i>Optical, photographic, cinematographic,</i> | 3 782 | 101 631 | 11 191 | 179 509 |
| 91 | Lonceng, Arloji dan Bagiannya <i>Clocks and watches and parts thereof</i> | 288 | 11 817 | 7 | 545 |
| 92 | Perangkat musik | . | . | 92 | 8 321 |
| 94 | Perabot, penerangan rumah <i>Furnitures, bedding, mattress supports, cushions</i> | 856 961 | 1 828 188 | 437 | 10 091 |
| 95 | Mainan <i>Toys, games and sport requisites</i> | 1 627 | 46 491 | 295 | 10 722 |
| 96 | Berbagai barang buatan pabrik | . | . | 58 | 1 393 |
| 97 | Hasil karya seni | . | . | 4 | 140 |
| JUMLAH IMPOR/TOTAL IMPORT | | 1 024 622 593 | 446 263 368 | 1 137 558 588 | 546 338 707 |

Lampiran 11. Impor menurut Komoditi, 2017-2018
 Appendix Import by Commodity (HS), 2017-2018

| Code | Komoditi/Commodity | 2017 | | 2018 | |
|----------|---------------------------------------------------------------------------------------------------|----------------------|-----------------|----------------------|-----------------|
| | | Berat/ Net Weight | Nilai/ Value | Berat/ Net Weight | Nilai/ Value |
| | | (Kg) | (US\$) | (Kg) | (US\$) |
| (1) | (2) | (3) | (4) | (5) | (6) |
| 09061900 | oth cinnamon and cinnamon-tree flowers,oth than Cinnamomum zeylanicum Blume, neither | . | . | 7 006 | 28 029 |
| 09071000 | Cloves (whole fruit, cloves and stems), neither crushed nor ground | . | . | 1 990 | 19 161 |
| 10063099 | Semi-milled/ wholly milled rice,whether or not polished or glazed, oth than glutinous rice,Hom | . | . | 7 500 000 | 3 494 250 |
| 23011000 | Flours, meals and pellets, of meat or meat offal, greaves | . | . | 105 316 | 66 981 |
| 23040090 | Oth than defatted soya-bean flour, fit for human consumption | 46 163 730 | 17 799 362 | 62 563 000 | 27 711 511 |
| 25084090 | Other clays than fuller's earth | 1 292 800 | 87 774 | 6 001 300 | 542 000 |
| 25199010 | Fused magnesia, dead-burned (sintered) magnesia | 840 000 | 250 303 | 4 368 000 | 1 385 398 |
| 25201000 | Gypsum, anhydrite | 200 175 977 | 4 866 337 | 222 908 000 | 5 791 737 |
| 25280000 | Natural borates&concentrate,not incl borate separated fromNatural brine,natural boric aci | 160 000 | 72 528 | 1 000 200 | 550 803 |
| 25302010 | Kieserite, epsomite (natural magnesium sulphates) , Kieserite | 7 009 516 | 1 346 723 | 4 608 930 | 960 674 |
| 27101224 | Motor spirit of RON 90 & above but below RON 97 unblended | 68 072 308 | 39 781 348 | 66 686 862 | 43 430 539 |
| 27101227 | Of other RON unblended | 565 973 286 | 321 098 376 | 521 210 724 | 352 981 635 |
| 27132000 | Petroleum bitumen | 29 582 107 | 8 730 985 | 21 511 982 | 8 348 772 |
| 28332500 | Other sulphates of cooper | 45 000 | 69 764 | 45 000 | 87 762 |
| 28332930 | Other sulphates of chromium | 54 000 | 60 652 | 54 000 | 60 587 |
| 28391910 | Sodium silicates | 1 184 | 2 045 | . | . |
| 28401900 | Other disodium tetraborate (refined borax) | . | . | 200 000 | 98 185 |
| 29304000 | Methionine | 460 000 | 1 225 400 | 640 000 | 1 722 000 |

Lanjutan Lampiran 11.
Continued Appendix

| Code | Komoditi/Commodity | 2017 | | 2018 | |
|----------|------------------------------------------------------------------------------------------------------------|----------------------|-----------------|----------------------|-----------------|
| | | Berat/ Net Weight | Nilai/ Value | Berat/ Net Weight | Nilai/ Value |
| | | (Kg) | (US\$) | (Kg) | (US\$) |
| (1) | (2) | (3) | (4) | (5) | (6) |
| 31022100 | Ammonium sulphate | 618 680 | 85 027 | 526 340 | 68 424 |
| 31031190 | Superphosphates containing by weight 35 % or more of diphosphorus pentaoxide (P2O5), other than feed gr | 39 896 000 | 8 687 568 | 65 055 000 | 16 555 074 |
| 31039090 | Mineral or chemical fertilisers, phosphatic, other than superphosphate & calcined phosphatic fertilisers | 5 000 000 | 566 400 | 32 300 000 | 3 913 476 |
| 31042000 | Potassium chloride | 39 000 000 | 9 180 000 | 102 354 000 | 27 027 558 |
| 31054000 | Ammonium dihydrogenorthophosphate & mixture thereof with diammonium hydrogenrthophosphate | 1 060 000 | 366 857 | 1 700 000 | 706 503 |
| 31055900 | Oth mineral/chemical fertilisers contain fertilising elements nitrogen&phosphorus, exc containing | 475 000 | 142 500 | 1 368 000 | 456 912 |
| 31059000 | Min or chem fert cont 2 or 3 of the fert ele, ot fert, in tablets or sim forms of a GW=10 kg,oth than HS | . | . | 500 000 | 119 905 |
| 33079040 | Other perfumery or cosmetics, including depilatories | . | . | 1 | 100 |
| 34021110 | Sulphated fatty alcohols, whether or not put up for retail sale | 5 | 493 | 2 | 124 |
| 35069900 | Other than adhesives based on polymers of headings 39.01 to 39.13 or on rubber | 1 | 1 | . | . |
| 37061040 | Cinematograph film,expos &develop,of width >= 35 mm, only of sound track | 60 | 1 040 | 15 | 1 518 |
| 38160010 | Refractory cements | 8 493 | 6 738 | 1 386 | 1 364 |
| 38160090 | Other than refractory cements | 20 000 | 11 982 | . | . |
| 38249999 | OthAcetone oil,ChemicalPreparations contai MSG, Othchemical preparat,kind used in manufac Of | 48 000 | 26 925 | 336 000 | 184 283 |
| 39171090 | Artificial guts (sausage casings) of hardened protein or of cellulosic materials other of hardened prteins | 60 | 241 | . | . |
| 39172100 | Tubes, pipes & hoses, rigid,of polymers of ethylene | 356 | 1 196 | 88 632 | 236 387 |
| 39172929 | Tube,pipe/hose,rigid,oth plastic,unfurther worked thn merely surface work oth th HS 3917.29.21-25 | 11 748 | 25 103 | 64 275 | 70 182 |
| 39173919 | Other tube,pipe&hose,Further worked than merely surface worked oth th 1917.39.11-13 | 3 | 175 | . | . |

Lanjutan Lampiran 11.
Continued Appendix

| Code | Komoditi/Commodity | 2017 | | 2018 | |
|----------|-----------------------------------------------------------------------------------------------------------------|----------------------|-----------------|----------------------|-----------------|
| | | Berat/ Net Weight | Nilai/ Value | Berat/ Net Weight | Nilai/ Value |
| | | (Kg) | (US\$) | (Kg) | (US\$) |
| (1) | (2) | (3) | (4) | (5) | (6) |
| 39174000 | Fittings | 7 186 | 11 640 | 10 096 | 14 657 |
| 39191099 | Self-adhesive plates,sheets,film,foil,tape,strip &oth flat shaps,of oth plastic in rolls a 20cm | 287 | 4 771 | . | . |
| 39199099 | Self-adhesive plates, sheets, film, foil, tape, strip and ot flat shapes, not in rolls, exc HS 3919.90-92 | 1 844 | 58 378 | 65 | 1 402 |
| 39231090 | Boxes, crates and similar articles, of plastics | 13 572 | 18 477 | 27 214 | 36 954 |
| 39261000 | Office or school supplies, of plastics | 258 | 13 606 | . | . |
| 39264000 | Statuettes and other ornamental articles | 2 | 143 | . | . |
| 39269010 | Floats for fishing nets | 71 | 2 671 | . | . |
| 39269049 | Other safety and protective devices | 71 | 2 836 | . | . |
| 39269060 | Point of poultry feeders | 74 | 2 953 | . | . |
| 39269099 | Oth articles of plastics & oth materials of headings 39.01 to 39.14. oth than 3926.10.00-3926.90.92 | . | . | 495 | 27 479 |
| 40012220 | TSNR 20 | . | . | 63 035 | 88 708 |
| 40021990 | Styrene-butadiene rubber,Carboxilated styrene-butadiene rubber,in other form | . | . | 47 600 | 77 337 |
| 40091290 | Tubes,pipes&hoses,vulcanised rubber o.t hard rubb, unreinforcd/combined w/oth materials,w/their fitting, | 11 | 1 184 | 1 | 194 |
| 40092190 | Tubes,pipes & hoses,vulcanised rubber o.t hard rubber, reinforced/combined w/metal,wo/ their fittings,oth | 81 | 328 | . | . |
| 40092290 | Tubes,pipes & hoses,vulcanised rubber o.t hard rubber, reinforced/combined w/metal,w/their fittings, oth thn | 639 | 4 851 | . | . |
| 40101900 | Conveyor belts or belting, of vulcanised rubber, other than 4010.11.00-4010.12.00 | 8 826 | 56 286 | 2 236 | 8 442 |
| 40111000 | New pneumatic tyres, of rubber, of a kind used on motor cars (including station wagons | . | . | 4 | 287 |
| 40159020 | Divers' suits (wet suits), of vulcanised rubber other than hard rubber | 80 | 2 891 | . | . |

Lanjutan Lampiran **11.**
Continued Appendix

| Code | Komoditi/Commodity | 2017 | | 2018 | |
|----------|---------------------------------------------------------------------------------------------------------------------------------------------|------------------------------|---------------------------|------------------------------|---------------------------|
| | | Berat/ Net Weight (Kg) | Nilai/ Value (US\$) | Berat/ Net Weight (Kg) | Nilai/ Value (US\$) |
| (1) | (2) | (3) | (4) | (5) | (6) |
| 40169390 | Gaskets, washers & other seals of vulcanised rubber other than hard rubber, other than 4016.93.10-20 | 165 | 6 230 | . | . |
| 40169918 | Other bicycle accessories of vulcanised rubber other than hard rubber | 284 | 13 027 | 61 | 2 359 |
| 40169959 | Other articles a kind used in machinery/mechanical/electric appliances, or for other technical uses, other than hard rubber, n.e.c. in 4016 | 316 | 1 310 | 176 | 474 |
| 40169999 | Other articles of vulcanised rubber other than hard rubber, n.e.c. in 4016 | . | . | 1 | 317 |
| 42010000 | Saddlery & harness for any animal (traces, leads, knee pads, muzzles, saddle cloths) of any material. | 7 | 801 | . | . |
| 42021110 | Cases & containers, suit-case/brief-case with outer surface of leather/composition leather, maximum | . | . | 1 | 103 |
| 42021190 | Cases & containers, suit-case/brief-case with outer surface of leather/composition leather, dimension | 1 682 | 43 287 | 1 253 | 87 614 |
| 42021299 | Other School satchels, with outer surface other than vulcanised fibre | . | . | 3 | 445 |
| 42022100 | Handbags, whether/ not with shoulder strap, include those without handle, outer surface of leather/ | . | . | 321 | 37 668 |
| 42022200 | Handbags, with/ without shoulder strap, include those with handle with outer surface of sheeting of plastics/ | . | . | 60 | 9 450 |
| 42022900 | Handbags, whether or not with shoulder strap, include those with handle, other than sub heading 4202.21 - 22 | . | . | 2 | 339 |
| 42023100 | Articles of a kind normally carried in the pocket/ in the handbag, with outer surface of leather or | . | . | 14 | 1 982 |
| 42023200 | Articles of a kind normally carried in pocket/in the handbag, with outer surface of sheeting plastics or | 7 323 | 163 083 | 859 | 21 651 |
| 42023900 | Articles of a kind normally carried in pocket/in the handbag, other than sub heading 4202.31 - 4202.32 | . | . | 2 | 193 |
| 42029190 | Cases and containers, other sports bag, with outer surface of leather or of composition leather | . | . | 37 | 4 662 |
| 42029290 | Cases and containers, other than toiletry bags and bowling bags, of sheeting of plastics | . | . | 15 | 1 990 |
| 42029990 | Cases and containers, other article, with outer surface other than vulcanised fibre/paperboard & other than copper | 638 | 47 403 | . | . |
| 42031000 | Apparel, articles of apparel, of leather or of composition leather | 35 | 1 058 | 2 | 122 |

Lanjutan Lampiran
Continued Appendix 11.

| Code | Komoditi/Commodity | 2017 | | 2018 | |
|----------|---------------------------------------------------------------------------------------------------------|----------------------|-----------------|----------------------|-----------------|
| | | Berat/ Net Weight | Nilai/ Value | Berat/ Net Weight | Nilai/ Value |
| | | (Kg) | (US\$) | (Kg) | (US\$) |
| (1) | (2) | (3) | (4) | (5) | (6) |
| 42032990 | Clothing accessories, oth thn protective work gloves, of leather or composition leather | 491 | 24 690 | . | . |
| 42033000 | Clothing accessories, belts and bandoliers, of leather or of composition leather | . | . | 2 | 216 |
| 42034000 | Other clothing accessories, of leather or of composition leather | . | . | 107 | 6 575 |
| 43031000 | Articles of apparel and clothing accessories | 42 | 1 318 | . | . |
| 44140000 | Wooden frames for paintings, photographs, mirrors or similar objects. | 96 | 4 160 | . | . |
| 48042110 | Sack kraft paper unbleached of a kind used for making cement bags | 7 701 274 | 6 740 973 | 8 957 947 | 9 242 170 |
| 48173000 | Boxes,pouches,wallets&writing compndiums, of paper/paperboard,containing an assrtment | 3 | 369 | . | . |
| 48182000 | Handkerchiefs, cleansing or facial tissues and towels | . | . | 12 | 300 |
| 48194000 | Other sacks and bags, including cones | . | . | 9 | 632 |
| 48211090 | Labels excfor jewellery, incl obj ofpersonal adrnmt personal use in the pocket,in the handbag/on the | . | . | 1 | 78 |
| 49030000 | Children's picture, drawing or colouring books. | 50 | 1 939 | . | . |
| 59119090 | Textile product & articles for technical used oth thn sub heading 5911.10 - 5911.40,oth thn gaskets | 503 | 26 374 | 529 | 1 048 |
| 61022000 | Women/girl over/car-coat,cape,wind-cheater/jacket &similar,knitted/crocheted,oth heading 61.04,ofcotton | . | . | 2 | 122 |
| 61041990 | Women's or girls' suits,knitted/crocheted,of other textilematerials | 3 | 113 | . | . |
| 61069000 | Women's or girls' blouses, shirts & shirt-blouses, knitted/crocheted, of other textile materials | . | . | 868 | 40 707 |
| 61152990 | Other panty hose and tights,knitted/crocheted, of othertextile material (excl. cotton) | . | . | 2 | 77 |
| 61171090 | Shawls,scarves,mufflers,mantillas,veils & the like,knitted/crocheted, of other textile materials | . | . | 8 | 373 |
| 62019300 | Men/boys' anorak (incl ski-jacket),wind-cheater, wind-jacket& similar articles,oth head 62.03, of | . | . | 1 | 162 |

Lanjutan Lampiran **11.**
Continued Appendix

| Code | Komoditi/Commodity | 2017 | | 2018 | |
|----------|----------------------------------------------------------------------------------------------------------|----------------------|-----------------|----------------------|-----------------|
| | | Berat/ Net Weight | Nilai/ Value | Berat/ Net Weight | Nilai/ Value |
| | | (Kg) | (US\$) | (Kg) | (US\$) |
| (1) | (2) | (3) | (4) | (5) | (6) |
| 62041300 | Women's or girls' suits, of synthetic fibres | . | . | 5 | 369 |
| 62044300 | Women's or girls' dresses, of synthetic fibres | . | . | 5 | 541 |
| 62046900 | Women's/girls' trouser,bib & brace overall,breeche & short,(oth swimwear), of other textile materials | . | . | 9 | 325 |
| 62069000 | Women's or girls' blouses,shirts & shirt- blouses,of othertextile materials | . | . | 3 | 220 |
| 62071900 | Men's or boys' underpants and briefs, of other textile materials | 71 | 3 427 | . | . |
| 62082190 | Women's or girls' nightdresses & pyjamas,of cotton, notprinted by traditional batik process | . | . | 1 | 83 |
| 62159090 | Ties,bow ties and cravats,of other textile materials, notprinted by the traditional batik process | . | . | 4 | 126 |
| 63051011 | Sacks and bags, of a kind used for the packing of goods,new, of jute | . | . | 18 160 | 19 274 |
| 63079090 | Oth made up artcils excl umbrella covers/surgical masks/safety harnesses/fans&handscreens/laces | . | . | 1 | 200 |
| 64034000 | Oth footwear incorp protect metal toe cap with upper ofleathers | . | . | 4 | 636 |
| 64035990 | Oth footwear with outer sole of leather not covering theankle | . | . | 15 | 1 779 |
| 64039110 | Footwear madeon a base/platform ofwood,nt havinginner sole or protective metal toe cap, | . | . | 2 | 319 |
| 64039910 | Footwear made on a base/platform of wood not having innersole/protective metal toe | . | . | 2 | 216 |
| 64041190 | Sports footwear not fitted with spikes/ wrstling/weightlifting/the like oth | 669 | 44 158 | . | . |
| 64041900 | Oth sports footwear for oth purposed w/ outer soles ofrubber/plastics | . | . | 24 | 2 701 |
| 65040000 | Hats&oth headgear/plaited by assembling strips of any materials, whether or not lined | 82 | 11 026 | . | . |
| 65050090 | Oth hats&oth headgear,not for hair-nets/ religious purposes,knitted/crochet | 61 | 2 710 | 1 | 76 |
| 65061090 | Oth safety headgear, not for motocyclist/ industrial/firefighters/steel helmets/water po | . | . | 4 | 230 |

Lanjutan Lampiran 11.
Continued Appendix

| Code | Komoditi/Commodity | 2017 | | 2018 | |
|----------|-------------------------------------------------------------------------------------------|----------------------|-----------------|----------------------|-----------------|
| | | Berat/ Net Weight | Nilai/ Value | Berat/ Net Weight | Nilai/ Value |
| | | (Kg) | (US\$) | (Kg) | (US\$) |
| (1) | (2) | (3) | (4) | (5) | (6) |
| 67021000 | Artificial flower,foliage,fruit & parts thereof of plastics | 17 | 756 | 118 | 676 |
| 67049000 | Wigs, false beards, eyebrows,eyelashes,of oth materials | . | . | 6 | 297 |
| 68043000 | Hand sharpening/polishing stones | . | . | 14 | 1 220 |
| 68080030 | Panels, boards, blocks and similar articles | 1 054 | 1 662 | 264 | 414 |
| 68128020 | Clothing of crocidolite fibres | 4 | 456 | . | . |
| 69021000 | Goods of siliceous cont by weight,singly/ together Mg,Ca,Cr>50% | 5 049 623 | 5 815 707 | 1 583 865 | 1 986 924 |
| 69022000 | Goods of siliceous cont by weight,singly/ together alumina,silika,or mixture >50% | 347 846 | 330 449 | 22 168 | 34 735 |
| 69072191 | Paving,wall tiles,unglaze ,large surface area capablesquare side>7 cm water absorption | 894 261 | 169 411 | 455 497 | 99 764 |
| 69072193 | Paving,wall tiles,glaze ,large surface area capablesquare side>7cm water absorption | . | . | 24 614 | 5 068 |
| 69111000 | Tablewre&kitchenware of porcelain/china | . | . | 18 | 304 |
| 70052990 | Oth non-wired glass,not colored,optically worked | 355 860 | 108 914 | 899 300 | 282 981 |
| 70071990 | Toughened(tempered)safety glass suitable for oth machinery | . | . | 409 | 18 959 |
| 70091000 | Rear-view mirrors for vehicles | . | . | 1 | 126 |
| 70159010 | Clock or watch glasses | 54 | 3 828 | . | . |
| 70159090 | Glasses for non-corrective spectacles; hollow glass spheres&their segments | . | . | 1 | 85 |
| 71171910 | Imitation jewellery of base metal, whether or not platedwith precious metal, bangles | . | . | 25 | 2 059 |
| 71171920 | Other imitation jewellery of base metal, whether or not plated with precious metal | . | . | 15 | 1 716 |
| 71179029 | Other imitation jewellery of other material | 2 559 | 122 014 | 1 200 | 74 809 |

Lanjutan Lampiran 11.
Continued Appendix

| Code | Komoditi/Commodity | 2017 | | 2018 | |
|----------|--------------------------------------------------------------------------------------------------|------------------------------|---------------------------|------------------------------|---------------------------|
| | | Berat/ Net Weight (Kg) | Nilai/ Value (US\$) | Berat/ Net Weight (Kg) | Nilai/ Value (US\$) |
| (1) | (2) | (3) | (4) | (5) | (6) |
| 73151199 | Other roller chain, transmission type of a pitch length > 32 mm | 16 297 | 56 910 | 35 132 | 81 021 |
| 73151990 | Other part of bicycles of motorcycle chain | . | . | 630 | 1 449 |
| 73182910 | Other non articles, having a shank of an external diameter not exceeding 16 mm | 9 | 1 960 | . | . |
| 73259100 | Grinding balls and similar articles for mills not of non-malleable cast iron | 325 000 | 423 475 | 360 000 | 467 000 |
| 74151010 | Nails and tacks, similar articles of cooper | 18 | 326 | . | . |
| 74182000 | Sanitary ware and parts thereof | . | . | 2 | 100 |
| 76141019 | Cables of aluminium, not electrically insulated, with steel core, a diameter > 28.28 mm | 48 | 6 057 | 19 | 567 |
| 79070092 | Other household articles of zinc | 1 780 | 50 313 | . | . |
| 82055100 | Other hand tools 4 household tools (excl glaziers diamonds), other than parts of machine | 2 864 | 86 891 | . | . |
| 82060000 | Tools of two/ more of the headings 82.02 to 82.05 put up in sets for retail sale | . | . | 54 | 2 580 |
| 82071900 | Rock drilling/earth boring tools, working part of cermets, interchangeable tools 4 hand | . | . | 38 | 1 529 |
| 82075000 | Tools for drilling, other than for rock drilling, interchangeable tools for hand tools | 213 | 863 | . | . |
| 82079000 | Screw driving, interchangeable tools | . | . | 20 | 108 |
| 82149000 | Other articles of cutlery (example, hair clippers, butchers' or kitchen cleavers, choppers and m | 172 | 6 353 | 14 | 547 |
| 83011000 | Padlocks (key, combination/ electrically operated), of base metal | 170 | 4 222 | . | . |
| 83014090 | Other padlocks and locks of base metal | . | . | 38 | 7 970 |
| 83022090 | Castors with mounting of base metal, a diameter < 100 mm (including tyres) | . | . | 17 | 104 |
| 83025000 | Hat-racks, hat-pegs, brackets and similar fixtures of base metal | 111 | 3 827 | . | . |

Lanjutan Lampiran
Continued Appendix 11.

| Code | Komoditi/Commodity | 2017 | | 2018 | |
|----------|-------------------------------------------------------------------------------------------|----------------------|-----------------|----------------------|-----------------|
| | | Berat/ Net Weight | Nilai/ Value | Berat/ Net Weight | Nilai/ Value |
| | | (Kg) | (US\$) | (Kg) | (US\$) |
| (1) | (2) | (3) | (4) | (5) | (6) |
| 83089010 | Beads including parts of base metal | 453 | 21 687 | . | . |
| 83089090 | Clasps, frames with clasps, buckles, buckle-clasps of base metal | 411 | 18 697 | 14 | 392 |
| 83111090 | Coated electrodes of base metal, for electric arc-welding in a forms oth than rolls | 3 | 108 | . | . |
| 84021211 | Watertube boilers, with a 15 ton/hour<steam production<= 45ton/hour, electric operated, | 804 933 | 2 101 265 | . | . |
| 84029010 | Boiler bodies, shells or casings, parts for Steam or other vapour generating boilers | 61 980 | 227 878 | 45 230 | 147 671 |
| 84029090 | Parts 4 Steam/oth vapour generating boilers, oth than boiler bodies, shells or casings | . | . | 1 280 | 7 577 |
| 84041019 | Economisers,super-heaters,gas recoverers (Auxiliary plant)for use with boilers of 84.02 | 72 000 | 9 459 | . | . |
| 84068100 | Steam turbines and other vapour turbines., output > 40 MW oth thn 4 marine propulsion | . | . | 313 623 | 20 907 323 |
| 84109000 | Parts of hydraulic turbines, water wheels, and regulators | . | . | 299 | 4 637 |
| 84121000 | Reaction engines other than turbo-jets | . | . | 14 216 | 210 655 |
| 84122900 | Hydraulic power engine&motor with non-linear acting(not cylinder) | 157 353 | 425 710 | 73 | 7 921 |
| 84123100 | Pneumatic power engine&motor with linear acting (cylinder) | 3 | 335 | 21 | 10 047 |
| 84137019 | Single stage water pump 4 belt drive/direct coupling withinlet diameter > 200 mm, cent | 12 519 | 71 781 | . | . |
| 84138115 | Water pumps with 8,000 m3/h < flow rate <= 13,000 m3/h | . | . | 100 564 | 2 415 565 |
| 84138119 | Water pumps with flow rate > 13,000 m3/h, whethe/notelectrically operated | 1 133 | 35 850 | . | . |
| 84142090 | Hand or foot operated air pumps other than bicycle pumps | 18 | 672 | 37 | 606 |
| 84145999 | Fans excl: table/floor/wall/similar; blower, w/ capacity> 125 kW & un-protective screen | 161 | 654 | 850 | 3 590 |
| 84148049 | Compressor excl for refrigerating equip, air, gas in oil-drill operation, automotive AC & | 3 449 | 14 000 | 5 624 | 54 880 |

Lanjutan Lampiran 11.
Continued Appendix

| Code | Komoditi/Commodity | 2017 | | 2018 | |
|----------|-----------------------------------------------------------------------------------------------------|------------------------------|---------------------------|------------------------------|---------------------------|
| | | Berat/ Net Weight (Kg) | Nilai/ Value (US\$) | Berat/ Net Weight (Kg) | Nilai/ Value (US\$) |
| (1) | (2) | (3) | (4) | (5) | (6) |
| 84149029 | Parts of table, floor, wall, window, ceiling/ roof fans & explosion-proof air fans | . | . | 1 800 | 11 303 |
| 84149091 | Part of free piston generator, oil drilling gas/ automotive AC/sealed unit AC compressor for | 2 780 | 97 415 | . | . |
| 84169000 | Part of furnace burner for liquid fuel/ pulverised fuel/gas, mechanic stoker incl | 840 | 6 454 | . | . |
| 84179000 | Part of industrial or laboratory furnace and oven, include incinerator, non-electric | 82 751 | 567 889 | 19 040 | 107 558 |
| 84193919 | Dryer, oth thn for agricultural product, wood, paper pulp, paper/paperboard, electrically | 512 | 13 860 | . | . |
| 84195010 | Cooling towers | 8 850 | 824 430 | . | . |
| 84198913 | Machinery for processing material by heating, for the manufacture of PCB/PWB/ | 328 | 11 223 | . | . |
| 84198919 | Machinery, plant & equipment, oth than for making hot drink/cooking/heating food, | 680 850 | 3 204 700 | . | . |
| 84201020 | Ironing machines or wringers for domestic use | 2 305 | 71 585 | . | . |
| 84212950 | Oil filter oth thn 4 medical/surgical/labraty use, sugar manufacture & oil drilling operations | . | . | 4 | 250 |
| 84212990 | Filtering/purifying mach & aparatus, oth thn 4 medical/surgical/laboratory, sugar manufacture | 11 277 | 305 203 | 11 868 | 95 378 |
| 84213990 | Filtering/purifying mach & aparatus for gases | 1 937 | 14 712 | . | . |
| 84219998 | Part of oil filter oth than for medical/surgical/ laboratory sugar manufacture & oil drilling & | 8 991 | 135 085 | . | . |
| 84219999 | Part of filtering/purifying mach & aparatus for liquid/gas of 8421.21.19-90, 8421.29.10, | 12 446 | 45 221 | 6 279 | 160 266 |
| 84223000 | Mach 4 filling, closing, sealing/labelling bottle/ can/box/oth; capsuling bottle/jars/tube/simlr | 825 | 43 120 | 2 422 | 80 737 |
| 84229090 | Parts of machine of heading 84.22, oth than of dish washing machines for household type | 1 461 | 142 207 | 14 | 6 835 |
| 84239021 | Part of weighing machinery, elctricly optred, oth than of weighing machine weight | . | . | 22 | 10 374 |
| 84239029 | Part of weighing machinery, not electrically operated, oth thn of weighing machine weight | 231 840 | 608 000 | . | . |

Lanjutan Lampiran
Continued Appendix 11.

| Code | Komoditi/Commodity | 2017 | | 2018 | |
|----------|-----------------------------------------------------------------------------------------------|----------------------|-----------------|----------------------|-----------------|
| | | Berat/ Net Weight | Nilai/ Value | Berat/ Net Weight | Nilai/ Value |
| | | (Kg) | (US\$) | (Kg) | (US\$) |
| (1) | (2) | (3) | (4) | (5) | (6) |
| 84281031 | Lifts for passengers | . | . | 26 770 | 393 514 |
| 84282090 | Pneumatic elevator & conveyor used oth than for agriculture | . | . | 2 029 | 20 700 |
| 84283990 | Continuous-action elevator&conveyor, oththn bucket&belttype, oth thn used for agriculture | . | . | 2 034 | 17 080 |
| 84289020 | Automated machinery for the transport, handling & storageof PCB, PWB or PCA | . | . | 5 744 | 58 600 |
| 84289090 | Lifting/handling/loading/unloading mach oth than escalator,lift,conveyor,teleferic,auto | 244 435 | 2 080 326 | 105 591 | 1 034 987 |
| 84295100 | Front-end shovel loaders | 4 714 | 19 134 | . | . |
| 84295900 | Mechanic shovels,excavtors & shove loaders, excl front-end shovel, mach 360 revolving | . | . | 19 | 1 665 |
| 84303900 | Coal/rock cutters and tunneling machine, not self-propelled | 350 | 1 422 | . | . |
| 84313990 | Parts suitable for oth machinery 84.28, oth than lift,skip hoist/escalators | 6 214 | 267 836 | 3 311 | 58 435 |
| 84314300 | Parts of boring/sinking machinery of oth boring/sinkingmachinery | 2 880 | 9 588 | . | . |
| 84329090 | Parts of oth agricultural, holticultural/forestry mach for soil preparation/cultivation | . | . | 171 | 1 440 |
| 84331100 | Mowers for lawns,parks/sports-grounds, powered, with cutting device rotating on | 7 013 | 15 393 | . | . |
| 84362110 | Poultry incubators & brooders, electrically operated | . | . | 37 606 | 440 597 |
| 84388092 | Other machine for the industrial preparation/ manufacture,not electrically operated | . | . | 123 047 | 211 800 |
| 84389029 | Parts of goods of oth non elect mach for industrialprep/manufact of food/drink, oth | . | . | 41 009 | 104 998 |
| 84411020 | Cutting paper pulp, paper/paperboard machines,not electrically operated | . | . | 12 | 202 |
| 84433221 | Printer ink-jet printers, colour, capable of a connect to anauto data processing mach/to | . | . | 1 | 228 |
| 84433229 | Printer ink-jet printers, non colour, capable of connect toan auto data processing mach/to | . | . | 46 | 1 765 |

Lanjutan Lampiran 11.
Continued Appendix

| Code | Komoditi/Commodity | 2017 | | 2018 | |
|----------|-------------------------------------------------------------------------------------------------|------------------------------|---------------------------|------------------------------|---------------------------|
| | | Berat/ Net Weight (Kg) | Nilai/ Value (US\$) | Berat/ Net Weight (Kg) | Nilai/ Value (US\$) |
| (1) | (2) | (3) | (4) | (5) | (6) |
| 84439990 | Parts and accessories of other printing machinery | . | . | 2 | 179 |
| 84521000 | Sewing machines of the household type | 1 692 | 42 654 | . | . |
| 84622910 | Bending, folding, straightening/flattering mach (incl presses), not numerically controlled, | 42 050 | 167 545 | . | . |
| 84623100 | Shearing mach (incl presses), oth thn combin d punching&shearing mach, numerically cntrlld | 25 400 | 81 544 | 9 000 | 29 046 |
| 84624100 | Punching/notching machines (incl presses), incl combined punching&shearing mach, | 38 270 | 349 900 | . | . |
| 84639020 | Other mach-tools 4 working metals/cermets, w/o removing material, not electrically | 529 | 26 985 | 231 | 24 628 |
| 84669390 | Oth parts & accessories for machines of head 8456 to 8461 oth than subhead 84564010, | . | . | 14 | 1 695 |
| 84671900 | Tools for working in the hand pneumatic oth rotary tipe (incl combined rotary-percussion) | 47 | 2 353 | 189 | 7 341 |
| 84672900 | Other drills or saws with self-contained electrical motor | 21 | 889 | . | . |
| 84679910 | Other parts of tools of goods of drills, saws & all kinds non-electric motor | . | . | 2 | 342 |
| 84688000 | Other machinery and apparatus for soldering, brazing and suface tempering machines | . | . | 2 562 | 5 196 |
| 84714990 | Oth personal computers in the form of systms excl portable computers (laptop/notebook) | 2 | 184 | 8 | 547 |
| 84716030 | Computer keyboards | . | . | 4 | 198 |
| 84718070 | Sound cards or video cards | . | . | 4 | 191 |
| 84718090 | Other control units | 195 | 11 098 | . | . |
| 84719090 | Other units of automatic data processing machines : | . | . | 165 | 9 796 |
| 84732900 | Parts of the electronic calculating machines oth than subheading 84701000, 84702100 or 84702900 | 4 | 412 | 4 | 226 |
| 84733010 | Parts and accessories assembled printed circuit boards of the machines of heading 8471 | . | . | 33 | 3 104 |

Lanjutan Lampiran
Continued Appendix 11.

| Code | Komoditi/Commodity | 2017 | | 2018 | |
|----------|---------------------------------------------------------------------------------------------------------------------|----------------------|-----------------|----------------------|-----------------|
| | | Berat/ Net Weight | Nilai/ Value | Berat/ Net Weight | Nilai/ Value |
| | | (Kg) | (US\$) | (Kg) | (US\$) |
| (1) | (2) | (3) | (4) | (5) | (6) |
| 84733090 | Parts and accessories assembled other than printed circuit boards of the machines of heading 8471 | . | . | 23 | 2 558 |
| 84735090 | Parts and accessories suitable for use with the machines of heading 8470 and 8472 | . | . | 109 | 5 579 |
| 84742011 | Crushing or grinding machines stone electrically operated for stone | 132 070 | 365 930 | . | . |
| 84743910 | Other machines for mixing mineral substances with bitumen electrically operated | 120 530 | 779 911 | . | . |
| 84749010 | Other machinery for agglomerating, shaping/ moulding, for forming foundry moulds of sand | 109 156 | 948 992 | 42 453 | 262 359 |
| 84771010 | Injection machines for moulding rubber | 19 360 | 128 160 | . | . |
| 84778010 | Other machine for working rubber/products from rubber, electrically operated | . | . | 75 205 | 560 296 |
| 84792010 | Machines for the extraction/preparation of animal/fixed vegetable fats/oils, electrically operated | 33 750 | 238 842 | 87 818 | 472 654 |
| 84792020 | Machines for the extraction/preparation of animal/fixed vegetable fats or oils, not electrically operated | . | . | 4 320 | 44 726 |
| 84798120 | Machines for treating metal, including electric wire coilwinders, not electrically operated | . | . | 2 | 394 |
| 84798210 | Mixing, kneading, crushing, grinding, screening, sifting, homogenising, emulsifying/stirring machines, electrically | . | . | 12 947 | 103 072 |
| 84799030 | Parts of machines of machine subheading 8479.89.20, electrically operated | . | . | 1 043 | 7 062 |
| 84799040 | Parts of machines of machine subheading 8479.89.20, not electrically operated | . | . | 295 | 19 390 |
| 84812090 | Other sluice/gate valves for oleohydraulic or pneumatic | 17 | 126 | 4 | 1 701 |
| 84813010 | Swing check-valves, of cast iron, with 4 cm <=an inlet of internal diameter =60 cm | 755 | 4 846 | . | . |
| 84813090 | Other swing check-valves, of cast iron, with 4 cm <=an inlet of internal diameter =60 cm | 995 | 8 355 | . | . |
| 84814090 | Other safety or relief valves | 1 338 | 10 156 | . | . |
| 84818012 | Valves for inner tubes of other materials | . | . | 40 | 3 578 |

Lanjutan Lampiran 11.
Continued Appendix

| Code | Komoditi/Commodity | 2017 | | 2018 | |
|----------|--------------------------------------------------------------------------------------------------|----------------------|-----------------|----------------------|-----------------|
| | | Berat/ Net Weight | Nilai/ Value | Berat/ Net Weight | Nilai/ Value |
| | | (Kg) | (US\$) | (Kg) | (US\$) |
| (1) | (2) | (3) | (4) | (5) | (6) |
| 84818050 | Mixing taps and valves | . | . | 10 | 4 686 |
| 84818062 | Other manually operated gate valves of cast iron | 1 131 | 11 283 | 1 595 | 3 112 |
| 84818063 | Other gate valves and butterfly valves of cast iron | 385 | 3 966 | 1 405 | 6 291 |
| 84818072 | Other ball valves of plastics | 5 763 | 51 838 | 5 801 | 9 102 |
| 84818073 | Gate valves, manually operated, of iron or steel w 5 cm<=an internal diameter<=40cm | 5 257 | 9 696 | . | . |
| 84818082 | Other pneumatically controlled valves of plastics | 1 458 | 15 926 | . | . |
| 84818099 | Other fuel cut-off valves for vehicles of copper/alloy | 445 | 2 332 | 1 937 | 91 065 |
| 84819021 | Bodies, for water taps with internal diameter = 25 mm | 100 | 3 519 | . | . |
| 84828000 | Other, including combined ball/roller bearings | 424 | 23 804 | 707 | 40 242 |
| 84831039 | Cam shafts and crank shafts for marine propulsion engines of an output>22.38 kW | . | . | 1 126 | 9 545 |
| 84832090 | Other bearing housings, incorporating ball/roller bearings | 1 576 | 78 896 | 781 | 51 289 |
| 84834090 | Other gears and gearing, transmission elements presented separately incl torque converters : | 8 116 | 51 370 | 9 026 | 65 090 |
| 84835000 | Flywheels and pulleys, including pulley blocks | 1 054 | 1 956 | . | . |
| 84836000 | Clutches and shaft couplings (including universal joints) | 9 901 | 30 186 | 925 | 8 448 |
| 84839099 | Other toothed wheels, chain sprockets & other transmission elements presented separately | 19 379 | 54 349 | 5 186 | 34 722 |
| 84849000 | Other gaskets & similar joints of metal sheeting combined with other material/of two/more layers | 131 | 59 054 | 20 | 8 809 |
| 84861030 | Spin dryers for semiconductor wafer processing | . | . | 6 | 102 |
| 84879000 | Propellers & blades not for ships or boats | 3 401 | 7 091 | 328 | 2 026 |

Lanjutan Lampiran
Continued Appendix 11.

| Code | Komoditi/Commodity | 2017 | | 2018 | |
|----------|----------------------------------------------------------------------------------------------------------|----------------------|-----------------|----------------------|-----------------|
| | | Berat/ Net Weight | Nilai/ Value | Berat/ Net Weight | Nilai/ Value |
| | | (Kg) | (US\$) | (Kg) | (US\$) |
| (1) | (2) | (3) | (4) | (5) | (6) |
| 85012019 | Universal AC/DC motor oth than for AC, refrigerator,washing mach, electr. Dom. appl., | . | . | 6 | 495 |
| 85012029 | Universal AC/DC motor oth than for AC,refrigerator, washing mach, electr. Dom. appl.,storage wtr heat | 300 | 1 266 | . | . |
| 85015219 | Oth mtr AC multi-phase w/ output <=1kW, usd oth th forrefrigerator, AC, wash mach, elect domestic | . | . | 1 206 | 9 453 |
| 85015229 | Oth mtr AC multi-phase w/ 1kW<output<=37,5kW, used oth thanfor refrigeratr,AC,wash mach,elect | 1 388 | 4 018 | 15 423 | 83 336 |
| 85015239 | Oth mtr AC multi-phase w/ 37,5kW<output <=75kW, used oth thnfor refrigeratr,AC,wash mac | 2 209 | 4 100 | . | . |
| 85023932 | Other generating sets other-powered of an output >= 12.5000 kVA | . | . | 153 112 | 7 430 280 |
| 85042119 | Oth instrument transformers with a power handling 1 kVA < capacity<=10 kVA and | 72 | 2 844 | 964 | 13 510 |
| 85042199 | Oth Instrument transformers with a power handling capacity = 650 kVA | . | . | 3 456 | 55 000 |
| 85043220 | Transformers of a kind used with toys, scale models or siml recreational models, 1.000kVA | 28 | 140 | . | . |
| 85044020 | Battery chargers having a rating exceeding 100 kVA | 71 | 1 951 | 2 | 178 |
| 85044040 | Inverters | . | . | 26 | 206 |
| 85059000 | Oth than permanent magnets,elctromagnetic couplings,clutches and brakes, including parts | 603 | 1 120 | 1 058 | 1 862 |
| 85098090 | Elect.mech.domestic oth than vacuum cleaner, floor polisher,grinder,mixer,juice extractor, | 3 | 225 | . | . |
| 85115099 | Other generators | 556 | 2 255 | . | . |
| 85158090 | Oth electric mach & app for hot spraying of metals/sintered metal carbides | 897 | 2 776 | 335 | 4 705 |
| 85159090 | Oth electric machines & apparatus | 75 | 233 | . | . |
| 85165000 | Microwave ovens | 5 | 244 | . | . |
| 85176210 | Radio transmitters and radio receivers of a kind used for | . | . | 29 | 1 314 |

Lanjutan Lampiran 11.
Continued Appendix

| Code | Komoditi/Commodity | 2017 | | 2018 | |
|----------|-------------------------------------------------------------------------------------------------|------------------------------|---------------------------|------------------------------|---------------------------|
| | | Berat/ Net Weight (Kg) | Nilai/ Value (US\$) | Berat/ Net Weight (Kg) | Nilai/ Value (US\$) |
| (1) | (2) | (3) | (4) | (5) | (6) |
| 85176253 | Other transmission apparatus for radio- telephony or | . | . | 7 | 891 |
| 85176900 | Other machines for the reception, conversion & transmission | . | . | 148 | 8 976 |
| 85177010 | Part of control and adaptor units including gateways, | 88 | 2 624 | 26 | 1 234 |
| 85177039 | Part of other printed circuit boards, assembled | . | . | 3 | 426 |
| 85177092 | Part of other apparatus for transmission/ reception of voice | . | . | 212 | 19 723 |
| 85181011 | Microphones frequency range of 300 Hz- 3,400 Hz,diameter | 10 | 718 | 963 | 84 164 |
| 85181090 | other microphones and stands therefor | 102 | 5 034 | 9 | 432 |
| 85183010 | Headphone | 2 | 166 | . | . |
| 85183020 | Earphone | . | . | 2 | 327 |
| 85183059 | Other combined microphone/speaker sets | . | . | 8 | 270 |
| 85184030 | Audio-frequency electric amplifiers used as repeaters | 66 | 387 | 16 | 1 144 |
| 85232981 | Magnetic disc for reproducing phenomenonot sound/image for computer;recorded | 37 | 1 080 | 10 | 902 |
| 85258010 | Web cameras | . | . | 6 | 339 |
| 85258039 | Video camera recorders,used inother purposes | . | . | 2 | 236 |
| 85284200 | Cathode-ray tube monitors,capable of dirctly connencting&dessign. use automatic data | . | . | 179 | 10 767 |
| 85285910 | Oth color monitors,capable of directly conctg &designeduse automatic data processing | 1 | 119 | 11 | 962 |
| 85286990 | Oth projector,having the capability of projctg ontoa screen diagonally measuring less 300 in | . | . | 150 | 7 291 |
| 85287111 | Reception appratus for television,set top box which havea communication function,mains | . | . | 18 | 2 119 |

Lanjutan Lampiran
Continued Appendix 11.

| Code | Komoditi/Commodity | 2017 | | 2018 | |
|----------|------------------------------------------------------------------------------------------|----------------------|-----------------|----------------------|-----------------|
| | | Berat/ Net Weight | Nilai/ Value | Berat/ Net Weight | Nilai/ Value |
| | | (Kg) | (US\$) | (Kg) | (US\$) |
| (1) | (2) | (3) | (4) | (5) | (6) |
| 85287119 | Reception apparatus for television, set top box which have a communication function, not | . | . | 1 | 158 |
| 85287292 | LCD, LED and other flat panel display type | . | . | 119 | 4 367 |
| 85291021 | Parabolic aerial reflector dishes for TV reception | 6 | 280 | . | . |
| 85299040 | Part of digital cameras/video camera recorders for use with transmission apparatus | 15 | 826 | 332 | 8 672 |
| 85299094 | Other printed circuit board; not assembled, for flat panel display | . | . | 4 | 150 |
| 85318090 | Other electric sound/visual signalling apparatus | 1 080 | 95 270 | . | . |
| 85359020 | Change-over switches of a kind used for starting electric motors | 26 | 823 | . | . |
| 85365020 | Over-current and residual-current, automatic switches | 5 | 1 138 | 5 | 2 541 |
| 85365051 | Electronic AC switch, voltage ≤ 1000V, for a current < 16A | . | . | 9 | 1 658 |
| 85365099 | Other make & break switch, > 500V | 7 | 1 829 | 12 | 4 988 |
| 85367090 | Other connector for optical fibres, optical fibres bundles or cables | . | . | 90 | 10 445 |
| 85369019 | Connection & contact elements for wires & cables; wafer probes; current ≥ 16A | . | . | 26 | 1 321 |
| 85371011 | Control panel use in distributed control system; voltage < 1000V | . | . | 11 | 159 |
| 85371099 | Switchboard & control panels: use for other purposes | 21 725 | 59 004 | 302 | 95 380 |
| 85391010 | Sealed beam lamp units for motor vehicles | . | . | 4 | 285 |
| 85391090 | Sealed beam lamp units for others | 12 | 653 | . | . |
| 85392233 | Other reflector lamp bulbs, for domestic lighting, power ≤ 200W & voltage > 100V | . | . | 3 | 311 |
| 85392239 | Other reflector lamp bulbs, power ≤ 200W & voltage > 100V | . | . | 40 | 3 864 |

Lanjutan Lampiran **11.**
Continued Appendix

| Code | Komoditi/Commodity | 2017 | | 2018 | |
|----------|------------------------------------------------------------------------------------------------|------------------------------|---------------------------|------------------------------|---------------------------|
| | | Berat/ Net Weight (Kg) | Nilai/ Value (US\$) | Berat/ Net Weight (Kg) | Nilai/ Value (US\$) |
| (1) | (2) | (3) | (4) | (5) | (6) |
| 85393910 | Tubes for compact fluorescent lamps,cold cathode types, excl UV lamps | . | . | 12 | 340 |
| 85395000 | Light-emitting diode (LED) lamps | . | . | 99 | 1 836 |
| 85423100 | Processor & controller of electronics integrated circuits | 9 | 2 349 | 3 | 1 348 |
| 85423900 | Other electronic integrated circuits | . | . | 14 | 6 423 |
| 85429000 | Parts of electronic integrated circuits | 1 | 1 690 | . | . |
| 85437040 | Equipment/machine for removal dust particle &curingmaterial by UV light for mfg of printd | 3 | 190 | 4 | 115 |
| 85437090 | Oth equipment/machine for remvl dust prtcle &curingmaterial by UV light for mfg of prnted | . | . | 1 906 | 211 064 |
| 85439090 | Parts of oth electrical machines and appartus, having individual fuctions | 718 | 38 098 | 129 | 21 290 |
| 85442011 | Co-axial cable&oth co-axial electric cnductor, fitted w connector;<=66kV;insulated w rubbr | . | . | 9 | 496 |
| 85442031 | Co-axial cable&oth co-axial electric cnductor, fitted w connector;>66kV;insulated w rubber/ | 133 | 2 730 | . | . |
| 85444298 | Flat data cables having two lines or more | 8 | 540 | 5 | 328 |
| 85447010 | Optical fibre cable of telephone, telegraph, radio relay cables,submarine | 16 | 215 | . | . |
| 85447090 | Other optical fibre cables | . | . | 15 | 730 |
| 87042119 | Motor vehicles for transport of good, diesel, g.v.w <= 5 tother refrigerated lorries (trucks), | 1 342 | 5 446 | . | . |
| 87081090 | Bumper/parts and acc motor vhcl of heading 8701 to 8705for other vehicles of heading | 28 | 1 405 | 27 | 807 |
| 87082993 | Interior trim fittings, mudguardsfor vehicles of heading 8703 | . | . | 2 | 246 |
| 87082994 | Hood rods for vehicles of heading 8703 | . | . | 6 | 257 |
| 87082995 | Other interior trim fittings, mudguardsfor vehicles of heading 8703 | 4 | 627 | 2 | 126 |

Lanjutan Lampiran
Continued Appendix 11.

| Code | Komoditi/Commodity | 2017 | | 2018 | |
|----------|---------------------------------------------------------------------------------------------|----------------------|-----------------|----------------------|-----------------|
| | | Berat/ Net Weight | Nilai/ Value | Berat/ Net Weight | Nilai/ Value |
| | | (Kg) | (US\$) | (Kg) | (US\$) |
| (1) | (2) | (3) | (4) | (5) | (6) |
| 87082998 | Other interior trim fittings, mudguardsfor vehicles of heading 8702 or 8704 | . | . | 9 | 1 487 |
| 87085029 | Drive axl with differential, w/ or w/o transmission compother ansambled | 69 | 3 415 | . | . |
| 87141090 | Other of motorcycles (including mopeds) | . | . | 6 | 291 |
| 87149290 | Oth. wheel rims and spokes for bicycle of heading 8712.00.20 | . | . | 346 | 22 404 |
| 89039900 | Other vessels for pleasure/sports;canoes, not inflatable | . | . | 3 345 | 3 362 |
| 89069090 | Lifeboats oth than rowing boats,oth vessels of displacement> 300 t | 2 427 | 33 658 | 5 499 | 50 902 |
| 90014000 | Spectacle lenses of glass | 82 | 4 019 | . | . |
| 90041000 | Sunglasses | 3 016 | 88 642 | 54 | 5 147 |
| 90049090 | Spectacles & the like excl corrective, protective goggles | 98 | 4 834 | 18 | 2 554 |
| 90058090 | Monoculars & oth optical telescopes excl instrument forradioastronomy | . | . | 1 | 118 |
| 90069190 | Other parts and accessories for cameras | . | . | 2 | 1 063 |
| 90079200 | Parts and accessories for projectors | . | . | 6 | 369 |
| 90158010 | Radio sonde and radio wind apparatus | . | . | 32 | 2 155 |
| 90230000 | Instruments apparatus&model,for dmnrtrionl purposes (in education/exhibitions) | . | . | 316 | 10 550 |
| 90258030 | Oth instruments of oth than thermometers& pyrometers, not electrically operated | 226 | 1 713 | . | . |
| 90262040 | Oth measuring/checking pressure instrmnts, not electrically operated | 350 | 2 347 | 127 | 340 |
| 90268010 | Oth instruments/apparatus for measuring/ checking the flow,level,pressure,electrically | . | . | 50 | 3 563 |
| 90268020 | Oth instruments/apparatus for measuring/ checking the flow,level,pressure, not elctrclly | 10 | 76 | 297 | 799 |

Lanjutan Lampiran **11.**
Continued Appendix

| Code | Komoditi/Commodity | 2017 | | 2018 | |
|----------|--------------------------------------------------------------------------------------------------|------------------------------|---------------------------|------------------------------|---------------------------|
| | | Berat/ Net Weight (Kg) | Nilai/ Value (US\$) | Berat/ Net Weight (Kg) | Nilai/ Value (US\$) |
| (1) | (2) | (3) | (4) | (5) | (6) |
| 90303310 | Instrument&app for measuring/checking voltage, current,resist/power on PCB/PWB/PCA Other, w/o | . | . | 8 | 289 |
| 90304000 | Other instruments and apparatus,designed for telecommunications | . | . | 1 | 117 |
| 90318090 | Oth instruments,appliances and machines, other cable tester | . | . | 1 | 141 |
| 90329090 | Oth part & accessories automatic, regulating/ cntrllig instruments&apparatus,nt elect oprtd | . | . | 10 278 | 152 304 |
| 91022900 | Oth wrist-watches, whether/nt incorporating a stop-watch facility oth th automatic winding | 135 | 7 648 | . | . |
| 91051900 | Alarm clocks,not electrically operated | 153 | 4 169 | . | . |
| 91139000 | Oth watch straps,bands&bracelets and parts thereof | . | . | 7 | 545 |
| 92029000 | Oth string musical instruments(guitars) not played with a bow | . | . | 10 | 520 |
| 92079000 | Oth musical instruments,the sound is produced must be amplified, electrically | . | . | 82 | 7 801 |
| 94018000 | Oth seats(oth than those of head 9402) | . | . | 24 | 101 |
| 94032010 | Oth metal furniture, fume cupboards | 24 | 280 | 142 | 4 120 |
| 94037090 | Furniture of plastics oth than for baby walker,fumecupboard | . | . | 46 | 706 |
| 94039090 | Parts of metal, wood, plastics and bamboo furnitureother than baby walker | 384 | 17 873 | . | . |
| 94051091 | Spotlights for ceiling or wall | 29 | 2 194 | 149 | 4 319 |
| 94051099 | Oth fluorescent lamps and lighting fittingsoth than for operating rooms | . | . | 52 | 542 |
| 94052090 | lamps of electric table,desk, bedside/ floor- standing lamps | 1 606 | 39 992 | . | . |
| 94054040 | Oth. electr lamps of spotlights | 121 | 3 761 | . | . |
| 94059120 | Parts of glass for spotlights | . | . | 24 | 303 |

Lanjutan Lampiran 11.
Continued Appendix

| Code | Komoditi/Commodity | 2017 | | 2018 | |
|----------------------------------|-------------------------------------------------------------------------------------------|----------------------|--------------------|----------------------|--------------------|
| | | Berat/ Net Weight | Nilai/ Value | Berat/ Net Weight | Nilai/ Value |
| | | (Kg) | (US\$) | (Kg) | (US\$) |
| (1) | (2) | (3) | (4) | (5) | (6) |
| 94059940 | Parts for searchlights or spotlightsoth than of glass & plastics | 852 | 10 088 | . | . |
| 94069030 | Prefabricated buildings of non-wood, fitted w mechanical/thermal equipment of iron/ steel | 853 945 | 1 754 000 | . | . |
| 95030021 | Dolls, whether/not dressed | . | . | 23 | 994 |
| 95030060 | Stuffed toys representing animals or non-human creatures | . | . | 4 | 259 |
| 95030099 | Other toys or parts | 384 | 13 931 | 121 | 4 577 |
| 95042090 | Oth articles & accessories for billiards of all kinds | 2 | 300 | 140 | 4 260 |
| 95045090 | Video game consoles & machines, oth thn those of subheading 9504.30, that used wo a | . | . | 3 | 430 |
| 95062900 | Oth water-skis, surf-boards, sailboards & oth water-sport equipment | 1 087 | 27 666 | . | . |
| 95069100 | Artic & equip for general physics exercise, gymnastics or athletics | 151 | 4 481 | . | . |
| 95071000 | Fishing rods | 3 | 113 | 4 | 202 |
| 96063090 | Button moulds & other parts of buttons; button blanks, of other material | . | . | 12 | 187 |
| 96161010 | Scent sprays and similar toilet sprays | . | . | 36 | 720 |
| 96162000 | Powder-puffs & pads for the applicationof cosmetics or toilet preparations | . | . | 10 | 486 |
| 97030000 | Original sculptures and statuary, in any material. | . | . | 4 | 140 |
| JUMLAH IMPOR/TOTAL IMPORT | | 1 024 622 593 | 446 263 368 | 1 137 558 588 | 546 338 707 |

Lampiran 12. Impor menurut Pelabuhan Bongkar, 2017-2018
 Appendix 12. *Import by Port of Importation, 2017-2018*

| Code | Pelabuhan Bongkar/ Port of Importation | 2017 | | 2018 | |
|----------------------------------|----------------------------------------------------|------------------------------|---------------------------|------------------------------|---------------------------|
| | | Berat/ Net Weight (Kg) | Nilai/ Value (US\$) | Berat/ Net Weight (Kg) | Nilai/ Value (US\$) |
| (1) | (2) | (3) | (4) | (5) | (6) |
| 191 | Padang/ Teluk Bayur | 1 023 729 615 | 443 069 160 | 1 137 443 546 | 542 901 485 |
| 192 | Padang/ Bandara Internasional Minangkabau (BIM) | 892 978 | 3 194 208 | 115 042 | 3 437 222 |
| JUMLAH IMPOR/TOTAL IMPORT | | 1 024 622 593 | 446 263 368 | 1 137 558 588 | 546 338 707 |

Lampiran 13. **Impor menurut Negara Asal, 2017-2018**
 Appendix **Import by Country of Origin, 2017-2018**

| Code | Negara Asal/ Country of Origin | 2017 | | 2018 | |
|------|-----------------------------------|------------------------------|---------------------------|------------------------------|---------------------------|
| | | Berat/ Net Weight (Kg) | Nilai/ Value (US\$) | Berat/ Net Weight (Kg) | Nilai/ Value (US\$) |
| (1) | (2) | (3) | (4) | (5) | (6) |
| 111 | Jepang | 2 780 | 97 415 | 567 331 | 30 755 322 |
| 112 | Hongkong | 856 | 46 937 | . | . |
| 114 | Korea Selatan | 853 945 | 1 754 000 | . | . |
| 115 | Taiwan | 45 000 | 69 764 | 45 000 | 87 762 |
| 116 | Cina | 45 214 716 | 14 222 716 | 46 212 033 | 13 151 864 |
| 121 | Thailand | 34 480 333 | 952 252 | 3 480 532 | 1 373 985 |
| 122 | Singapura | 554 718 105 | 312 842 704 | 556 073 615 | 376 656 613 |
| 124 | Malaysia | 113 360 657 | 66 842 736 | 57 909 479 | 31 822 662 |
| 131 | Viet Nam | 132 867 | 728 114 | 7 500 000 | 3 494 250 |
| 133 | India | 5 535 439 | 2 677 007 | 540 332 | 975 820 |
| 135 | Bangladesh | . | . | 18 160 | 19 274 |
| 138 | Indonesia | . | . | 72 031 | 135 898 |
| 152 | Oman | 108 410 000 | 2 747 051 | 222 908 000 | 5 791 737 |
| 154 | Turki | 77 797 | 362 078 | 9 001 | 29 363 |
| 155 | Uni Emirat Arab | 57 365 977 | 1 293 686 | . | . |
| 211 | Mesir | . | . | 22 000 000 | 5 729 460 |
| 223 | Madagaskar | 618 680 | 85 027 | 526 340 | 68 424 |
| 311 | Australia | 840 000 | 250 303 | 4 368 000 | 1 385 398 |
| 340 | CHRISTMAS ISLANDS | 5 000 000 | 566 400 | 32 300 000 | 3 913 476 |

Lanjutan Lampiran 13.
Continued Appendix

| Code | Negara Asal/ Country of Origin | 2017 | | 2018 | |
|------------------------------------|-----------------------------------|----------------------|--------------------|----------------------|--------------------|
| | | Berat/ Net Weight | Nilai/ Value | Berat/ Net Weight | Nilai/ Value |
| | | (Kg) | (US\$) | (Kg) | (US\$) |
| (1) | (2) | (3) | (4) | (5) | (6) |
| 411 | Amerika Serikat | 8 850 | 824 430 | 146 378 | 562 578 |
| 412 | Kanada | 39 000 000 | 9 180 000 | 43 100 000 | 11 900 000 |
| 433 | Argentina | 41 213 730 | 15 808 701 | 48 047 000 | 21 296 898 |
| 434 | Brazil | . | . | 14 516 000 | 6 414 613 |
| 436 | Bolivia | 160 000 | 72 528 | 1 200 200 | 648 988 |
| 513 | Perancis | 42 804 | 548 841 | . | . |
| 514 | Jerman | 7 044 878 | 1 874 389 | 4 659 832 | 1 596 622 |
| 515 | Austria | 2 578 983 | 3 640 936 | 1 585 560 | 1 997 513 |
| 521 | Denmark | 2 385 | 42 374 | 2 710 | 150 807 |
| 523 | Swedia | 3 853 604 | 3 435 971 | 5 562 794 | 5 796 727 |
| 526 | Italia | 143 888 | 1 500 010 | 116 197 | 1 095 920 |
| 527 | Spanyol | 64 776 | 392 599 | 42 145 | 318 231 |
| 543 | Polandia | 1 093 | 57 815 | 5 479 | 97 274 |
| 545 | Bulgaria | 249 | 5 619 | . | . |
| 568 | Cheska | 3 | 335 | 3 346 | 3 489 |
| 572 | Fed Russia | 3 850 198 | 3 340 630 | 64 041 093 | 19 067 738 |
| JUMLAH IMPOR / TOTAL IMPORT | | 1 024 622 593 | 446 263 368 | 1 137 558 588 | 546 338 707 |

Lampiran 14. Impor menurut Bulan, 2017-2018
Appendix 14. Import by Month, 2017-2018

| Bulan/Month | 2017 | | 2018 | |
|----------------------------------|----------------------|--------------------|----------------------|--------------------|
| | Berat/ Net Weight | Nilai/ Value | Berat/ Net Weight | Nilai/ Value |
| | (Kg) | (US\$) | (Kg) | (US\$) |
| (1) | (2) | (3) | (4) | (5) |
| Januari/January | 79 547 442 | 44 851 331 | 147 994 657 | 62 828 123 |
| Februari/February | 107 326 784 | 44 199 527 | 100 605 619 | 33 344 516 |
| Maret/March | 39 300 905 | 22 634 498 | 83 725 622 | 29 139 730 |
| April/April | 43 473 711 | 18 054 260 | 83 071 801 | 37 800 301 |
| Mei/May | 133 711 644 | 35 789 896 | 92 471 313 | 36 341 184 |
| Juni/June | 83 002 166 | 38 231 378 | 88 020 968 | 49 702 817 |
| Juli/July | 107 360 832 | 38 267 806 | 74 178 774 | 47 360 947 |
| Agustus/August | 86 537 191 | 43 885 341 | 150 812 532 | 60 726 354 |
| September/September | 78 824 946 | 39 004 824 | 41 824 298 | 29 508 454 |
| Oktober/October | 49 114 676 | 30 711 604 | 112 316 140 | 94 050 875 |
| November/November | 117 702 799 | 46 003 968 | 50 780 298 | 30 110 998 |
| Desember/December | 98 719 497 | 44 628 935 | 111 756 566 | 35 424 408 |
| JUMLAH IMPOR/TOTAL IMPORT | 1 024 622 593 | 446 263 368 | 1 137 558 588 | 546 338 707 |

Lampiran
Appendix

15. Impor menurut Bulan dan Pelabuhan Bongkar, 2017-2018
Import by Month and Port of Importation, 2017-2018

| Bulan/Month | Pelabuhan Impor/ Port of Importation | 2017 | | 2018 | |
|---------------------|---------------------------------------|----------------------|-----------------|----------------------|-----------------|
| | | Berat/ Net Weight | Nilai/ Value | Berat/ Net Weight | Nilai/ Value |
| | | (Kg) | (US\$) | (Kg) | (US\$) |
| (1) | (2) | (3) | (4) | (5) | (6) |
| Januari/January | | 79 547 442 | 44 851 331 | 147 994 657 | 62 828 123 |
| | 191 Pelabuhan Teluk Bayur | 79 547 411 | 44 843 134 | 147 993 481 | 62 766 143 |
| | 192 Bandara Internasional Minangkabau | 31 | 8 197 | 1 176 | 61 980 |
| Februari/February | | 107 326 784 | 44 199 527 | 100 605 619 | 33 344 516 |
| | 191 Pelabuhan Teluk Bayur | 106 472 776 | 42 430 254 | 100 604 876 | 33 306 196 |
| | 192 Bandara Internasional Minangkabau | 854 008 | 1 769 273 | 743 | 38 320 |
| Maret/March | | 39 300 905 | 22 634 498 | 83 725 622 | 29 139 730 |
| | 191 Pelabuhan Teluk Bayur | 39 300 863 | 22 627 108 | 83 723 619 | 28 998 218 |
| | 192 Bandara Internasional Minangkabau | 42 | 7 390 | 2 003 | 141 512 |
| April/April | | 43 473 711 | 18 054 260 | 83 071 801 | 37 800 301 |
| | 191 Pelabuhan Teluk Bayur | 43 473 700 | 18 050 234 | 83 070 635 | 37 693 126 |
| | 192 Bandara Internasional Minangkabau | 11 | 4 026 | 1 166 | 107 175 |
| Mei/May | | 133 711 644 | 35 789 896 | 92 471 313 | 36 341 184 |
| | 191 Pelabuhan Teluk Bayur | 133 711 561 | 35 736 868 | 92 469 975 | 36 234 817 |
| | 192 Bandara Internasional Minangkabau | 83 | 53 028 | 1 338 | 106 367 |
| Juni/June | | 83 002 166 | 38 231 378 | 88 020 968 | 49 702 817 |
| | 191 Pelabuhan Teluk Bayur | 82 983 917 | 37 717 120 | 88 020 340 | 49 663 857 |
| | 192 Bandara Internasional Minangkabau | 18 249 | 514 258 | 628 | 38 960 |
| Juli/July | | 107 360 832 | 38 267 806 | 74 178 774 | 47 360 947 |
| | 191 Pelabuhan Teluk Bayur | 107 346 973 | 37 665 303 | 74 178 398 | 47 342 913 |
| | 192 Bandara Internasional Minangkabau | 13 859 | 602 503 | 376 | 18 034 |
| Agustus/August | | 86 537 191 | 43 885 341 | 150 812 532 | 60 726 354 |
| | 191 Pelabuhan Teluk Bayur | 86 532 533 | 43 772 282 | 150 811 178 | 60 631 932 |
| | 192 Bandara Internasional Minangkabau | 4 658 | 113 059 | 1 354 | 94 422 |
| September/September | | 78 824 946 | 39 004 824 | 41 824 298 | 29 508 454 |
| | 191 Pelabuhan Teluk Bayur | 78 824 946 | 39 004 824 | 41 820 206 | 29 218 370 |
| | 192 Bandara Internasional Minangkabau | . | . | 4 092 | 290 084 |
| Oktober/October | | 49 114 676 | 30 711 604 | 112 316 140 | 94 050 875 |
| | 191 Pelabuhan Teluk Bayur | 49 114 266 | 30 677 862 | 112 214 861 | 91 589 085 |

Lanjutan Lampiran 15.
Continued Appendix

| Bulan/Month | Pelabuhan Impor/ Port of Importation | 2017 | | 2018 | |
|-----------------------------------|---------------------------------------|----------------------|--------------------|----------------------|--------------------|
| | | Berat/ Net Weight | Nilai/ Value | Berat/ Net Weight | Nilai/ Value |
| | | (Kg) | (US\$) | (Kg) | (US\$) |
| (1) | (2) | (3) | (4) | (5) | (6) |
| | 192 Bandara Internasional Minangkabau | 410 | 33 742 | 101 279 | 2 461 790 |
| November/November | | 117 702 799 | 46 003 968 | 50 780 298 | 30 110 998 |
| | 191 Pelabuhan Teluk Bayur | 117 701 940 | 45 951 047 | 50 779 721 | 30 070 022 |
| | 192 Bandara Internasional Minangkabau | 859 | 52 921 | 577 | 40 976 |
| Desember/December | | 98 719 497 | 44 628 935 | 111 756 566 | 35 424 408 |
| | 191 Pelabuhan Teluk Bayur | 98 718 729 | 44 593 124 | 111 756 256 | 35 386 806 |
| | 192 Bandara Internasional Minangkabau | 768 | 35 811 | 310 | 37 602 |
| JUMLAH IMPOR/ TOTAL IMPORT | | 1 024 622 593 | 446 263 368 | 1 137 558 588 | 546 338 707 |

Lampiran
Appendix

16. Impor menurut Bulan dan Negara Asal, 2017-2018
Import by Month and Country of Origin, 2017-2018

| Bulan/Month | Negara Asal / Country of Origin | 2017 | | 2018 | |
|-------------------|---------------------------------|----------------------|-----------------|----------------------|-----------------|
| | | Berat/ Net Weight | Nilai/ Value | Berat/ Net Weight | Nilai/ Value |
| | | (Kg) | (US\$) | (Kg) | (US\$) |
| (1) | (2) | (3) | (4) | (5) | (6) |
| Januari/January | | 79 547 442 | 44 851 331 | 147 994 657 | 62 828 123 |
| | Amerika Serikat | . | . | 9 506 | 115 266 |
| | Argentina | 7 000 000 | 2 685 684 | 9 000 000 | 3 403 242 |
| | Australia | . | . | 168 000 | 49 987 |
| | Austria | 7 | 1 829 | 10 | 4 588 |
| | Cheska | . | . | 1 | 127 |
| | Cina | 515 186 | 423 211 | 48 790 | 61 373 |
| | Denmark | 2 195 | 29 354 | 73 | 7 921 |
| | Fed Russia | 1 026 000 | 851 150 | 12 482 812 | 3 412 308 |
| | India | 4 284 | 72 126 | | |
| | Jerman | 2 021 358 | 642 076 | 16 854 | 124 194 |
| | Kanada | . | . | 13 100 000 | 3 275 000 |
| | Malaysia | . | . | 1 521 836 | 816 509 |
| | Oman | . | . | 36 000 000 | 954 000 |
| | Perancis | 8 827 | 56 287 | | |
| | Singapura | 68 966 113 | 40 048 249 | 74 247 913 | 49 256 315 |
| | Spanyol | 960 | 7 760 | | |
| | Swedia | 2 512 | 33 605 | 1 367 430 | 1 283 098 |
| | Thailand | . | . | 22 432 | 35 149 |
| | Turki | . | . | 9 000 | 29 046 |
| Februari/February | | 107 326 784 | 44 199 527 | 100 605 619 | 33 344 516 |
| | Australia | . | . | 168 000 | 53 127 |
| | Austria | 197 713 | 287 016 | 1 289 033 | 1 502 638 |
| | Bolivia | . | . | 100 000 | 48 100 |
| | Cina | . | . | 22 109 489 | 5 400 383 |
| | Denmark | 25 | 6 790 | . | . |
| | Fed Russia | . | . | 126 538 | 121 897 |
| | India | 93 160 | 104 545 | . | . |
| | Jerman | . | . | 1 512 240 | 312 352 |
| | Korea Selatan | 853 945 | 1 754 000 | . | . |
| | Malaysia | 21 918 000 | 13 060 941 | 183 780 | 57 562 |
| | Oman | 35 310 000 | 882 750 | 36 000 000 | 891 000 |
| | Perancis | 22 | 6 460 | . | . |

Lanjutan Lampiran 16.
Continued Appendix

| Bulan/Month | Negara Asal / Country of Origin | 2017 | | 2018 | |
|-------------|---------------------------------|----------------------|-----------------|----------------------|-----------------|
| | | Berat/ Net Weight | Nilai/ Value | Berat/ Net Weight | Nilai/ Value |
| | | (Kg) | (US\$) | (Kg) | (US\$) |
| (1) | (2) | (3) | (4) | (5) | (6) |
| | Singapura | 48 212 980 | 27 487 275 | 38 996 547 | 24 843 348 |
| | Swedia | 740 939 | 609 750 | 119 992 | 114 109 |
| Maret/March | | 39 300 905 | 22 634 498 | 83 725 622 | 29 139 730 |
| | Argentina | 7 000 000 | 2 940 000 | 8 597 000 | 3 295 282 |
| | Australia | . | . | 168 000 | 53 021 |
| | Austria | . | . | 296 218 | 485 650 |
| | Bolivia | . | . | 100 000 | 50 085 |
| | Brazil | . | . | 2 403 000 | 913 140 |
| | Cina | 135 000 | 23 445 | 9 572 | 201 816 |
| | Fed Russia | 384 592 | 320 359 | 885 010 | 851 866 |
| | India | 1 728 | 12 227 | 2 422 | 80 737 |
| | Indonesia | . | . | 8 996 | 47 190 |
| | Italia | 111 568 | 1 352 212 | | |
| | Malaysia | 1 460 928 | 499 783 | 1 353 495 | 400 360 |
| | Oman | . | . | 36 250 000 | 960 625 |
| | Polandia | 42 | 7 390 | | |
| | Singapura | 29 819 619 | 16 541 642 | 33 144 335 | 21 232 904 |
| | Spainyol | . | . | 10 742 | 94 960 |
| | Swedia | 254 561 | 209 326 | 496 832 | 472 094 |
| | Viet Nam | 132 867 | 728 114 | | |
| April/April | | 43 473 711 | 18 054 260 | 83 071 801 | 37 800 301 |
| | Amerika Serikat | . | . | 18 145 | 216 888 |
| | Australia | . | . | 528 000 | 166 978 |
| | Bolivia | . | . | 200 000 | 91 454 |
| | CHRISTMAS ISLANDS | . | . | 11 500 000 | 1 384 400 |
| | Cina | 9 723 | 24 427 | 244 391 | 260 463 |
| | Fed Russia | 657 289 | 549 086 | 10 000 000 | 2 512 805 |
| | India | 4 950 000 | 1 990 661 | . | . |
| | Italia | 32 320 | 147 798 | 29 118 | 270 466 |
| | Jerman | 1 488 311 | 286 803 | 1 512 400 | 310 042 |
| | Kanada | 15 000 000 | 3 300 000 | 15 000 000 | 4 125 000 |
| | Madagaskar | 300 920 | 42 129 | . | . |

Lanjutan Lampiran 16.
Continued Appendix

| Bulan/Month | Negara Asal / Country of Origin | 2017 | | 2018 | |
|-------------|---------------------------------|----------------------|-----------------|----------------------|-----------------|
| | | Berat/ Net Weight | Nilai/ Value | Berat/ Net Weight | Nilai/ Value |
| | | (Kg) | (US\$) | (Kg) | (US\$) |
| (1) | (2) | (3) | (4) | (5) | (6) |
| | Malaysia | . | . | 2 889 281 | 666 365 |
| | Singapura | 20 967 170 | 11 455 807 | 41 141 699 | 27 735 402 |
| | Spanyol | . | . | 8 767 | 60 038 |
| | Turki | 67 978 | 257 549 | . | . |
| Mei/May | | 133 711 644 | 35 789 896 | 92 471 313 | 36 341 184 |
| | Amerika Serikat | . | . | 9 955 | 108 443 |
| | Argentina | 3 500 000 | 1 351 000 | 9 500 000 | 4 413 083 |
| | Australia | . | . | 792 000 | 250 130 |
| | Austria | . | . | 299 | 4 637 |
| | Cina | 649 910 | 938 573 | 7 508 | 145 694 |
| | Denmark | 165 | 6 230 | . | . |
| | India | . | . | 123 200 | 172 342 |
| | Italia | . | . | 78 709 | 772 963 |
| | Jerman | 1 008 248 | 244 579 | . | . |
| | Malaysia | 15 120 682 | 8 058 898 | 1 367 559 | 313 930 |
| | Oman | 36 675 000 | 971 888 | 37 824 000 | 936 144 |
| | Perancis | 33 955 | 486 094 | . | . |
| | Polandia | 252 | 12 456 | 4 631 | 62 062 |
| | Singapura | 41 122 188 | 22 831 712 | 40 760 508 | 28 386 731 |
| | Spanyol | 942 | 45 128 | 2 944 | 50 525 |
| | Thailand | . | . | 2 000 000 | 724 500 |
| | Turki | 352 | 6 739 | . | . |
| | Uni Emirat Arab | 35 599 950 | 836 599 | . | . |
| Juni/June | | 83 002 166 | 38 231 378 | 88 020 968 | 49 702 817 |
| | Bolivia | . | . | 200 000 | 91 454 |
| | CHRISTMAS ISLANDS | . | . | 6 200 000 | 702 336 |
| | Cina | 19 372 363 | 5 487 281 | 100 083 | 72 925 |
| | Fed Russia | 259 971 | 227 289 | 16 100 000 | 4 108 881 |
| | Hongkong | 97 | 10 254 | . | . |
| | India | 216 720 | 151 067 | . | . |
| | Malaysia | 23 997 801 | 12 617 917 | 26 634 758 | 18 096 787 |
| | Singapura | 39 094 943 | 19 572 531 | 37 328 027 | 26 016 098 |

Lanjutan Lampiran 16.
Continued Appendix

| Bulan/Month | Negara Asal / Country of Origin | 2017 | | 2018 | |
|----------------|---------------------------------|----------------------|-----------------|----------------------|-----------------|
| | | Berat/ Net Weight | Nilai/ Value | Berat/ Net Weight | Nilai/ Value |
| | | (Kg) | (US\$) | (Kg) | (US\$) |
| (1) | (2) | (3) | (4) | (5) | (6) |
| | Spanyol | 20 106 | 101 713 | . | . |
| | Thailand | 40 165 | 63 326 | 1 458 100 | 614 336 |
| Juli/July | | 107 360 832 | 38 267 806 | 74 178 774 | 47 360 947 |
| | Argentina | 5 760 000 | 2 165 305 | 10 500 000 | 5 230 050 |
| | Australia | . | . | 264 000 | 84 000 |
| | Austria | 1 180 579 | 1 632 923 | . | . |
| | Bangladesh | . | . | 18 160 | 19 274 |
| | Bolivia | . | . | 200 000 | 91 454 |
| | Bulgaria | 249 | 5 619 | . | . |
| | Cina | 27 097 | 619 362 | 684 255 | 279 506 |
| | Fed Russia | 259 799 | 233 364 | 1 645 457 | 769 664 |
| | Hongkong | 663 | 36 097 | . | . |
| | India | 105 000 | 138 175 | 294 590 | 515 433 |
| | Jepang | . | . | 32 | 2 155 |
| | Jerman | 1 | 652 | 1 584 384 | 342 213 |
| | Madagaskar | 317 760 | 42 898 | 526 340 | 68 424 |
| | Malaysia | 7 832 484 | 4 261 938 | 1 631 001 | 401 974 |
| | Oman | 36 425 000 | 892 413 | . | . |
| | Polandia | 536 | 17 665 | . | . |
| | Singapura | 54 652 575 | 27 223 345 | 56 309 873 | 38 978 759 |
| | Spanyol | 42 768 | 237 998 | . | . |
| | Swedia | 746 854 | 662 262 | 520 682 | 578 041 |
| | Turki | 9 467 | 97 790 | . | . |
| Agustus/August | | 86 537 191 | 43 885 341 | 150 812 532 | 60 726 354 |
| | Amerika Serikat | 8 850 | 824 430 | . | . |
| | Argentina | . | . | 10 450 000 | 4 955 241 |
| | Australia | . | . | 432 000 | 132 894 |
| | Cheska | 3 | 335 | . | . |
| | Cina | 222 126 | 152 288 | 22 352 326 | 6 114 585 |
| | Fed Russia | 377 452 | 347 867 | 11 557 056 | 3 243 789 |
| | Hongkong | 96 | 586 | . | . |
| | India | . | . | 13 754 | 34 510 |

Lanjutan Lampiran 16.
Continued Appendix

| Bulan/Month | Negara Asal / Country of Origin | 2017 | | 2018 | |
|---------------------|---------------------------------|----------------------|-----------------|----------------------|-----------------|
| | | Berat/ Net Weight | Nilai/ Value | Berat/ Net Weight | Nilai/ Value |
| | | (Kg) | (US\$) | (Kg) | (US\$) |
| (1) | (2) | (3) | (4) | (5) | (6) |
| | Indonesia | . | . | 63 035 | 88 708 |
| | Jerman | 20 070 | 19 415 | 27 | 13 240 |
| | Kanada | 12 000 000 | 3 000 000 | . | . |
| | Malaysia | 22 230 669 | 12 121 007 | 2 763 729 | 1 472 068 |
| | Oman | . | . | 39 250 000 | 1 012 650 |
| | Singapura | 50 805 558 | 26 625 730 | 55 404 231 | 39 034 883 |
| | Swedia | 872 367 | 793 683 | 1 026 373 | 1 129 219 |
| | Turki | . | . | 1 | 317 |
| | Viet Nam | . | . | 7 500 000 | 3 494 250 |
| September/September | | 78 824 946 | 39 004 824 | 41 824 298 | 29 508 454 |
| | Amerika Serikat | . | . | 3 456 | 55 000 |
| | Argentina | 8 856 250 | 3 375 983 | . | . |
| | Australia | . | . | 792 000 | 248 151 |
| | Bolivia | 20 000 | 9 458 | . | . |
| | CHRISTMAS ISLANDS | . | . | 4 200 000 | 550 852 |
| | Cina | 22 004 013 | 4 818 878 | 52 069 | 304 761 |
| | Denmark | . | . | 1 446 | 99 884 |
| | Fed Russia | . | . | 486 614 | 525 314 |
| | India | 150 000 | 196 650 | . | . |
| | Jerman | 1 752 840 | 340 482 | 23 | 11 019 |
| | Malaysia | 1 044 991 | 4 666 087 | . | . |
| | Singapura | 44 506 190 | 25 147 128 | 35 819 429 | 27 100 450 |
| | Spanyol | . | . | 19 692 | 112 708 |
| | Swedia | 490 662 | 450 158 | 449 569 | 500 315 |
| Oktober/October | | 49 114 676 | 30 711 604 | 112 316 140 | 94 050 875 |
| | Australia | 336 000 | 100 311 | 264 000 | 82 639 |
| | Austria | 1 139 990 | 1 654 488 | . | . |
| | Bolivia | . | . | 400 000 | 179 841 |
| | Brazil | . | . | 12 113 000 | 5 501 473 |
| | CHRISTMAS ISLANDS | . | . | 6 200 000 | 692 346 |
| | Cina | 1 953 259 | 1 552 322 | 687 | 33 283 |
| | Denmark | . | . | 1 191 | 43 002 |

Lanjutan Lampiran 16.
Continued Appendix

| Bulan/Month | Negara Asal / Country of Origin | 2017 | | 2018 | |
|-------------------|---------------------------------|----------------------|-----------------|----------------------|-----------------|
| | | Berat/ Net Weight | Nilai/ Value | Berat/ Net Weight | Nilai/ Value |
| | | (Kg) | (US\$) | (Kg) | (US\$) |
| (1) | (2) | (3) | (4) | (5) | (6) |
| | Fed Russia | 254 274 | 233 258 | 10 254 814 | 2 993 592 |
| | India | 14 547 | 11 556 | 41 009 | 104 998 |
| | Italia | . | . | 8 370 | 52 491 |
| | Jepang | 2 780 | 97 415 | 564 582 | 29 853 168 |
| | Jerman | . | . | 1 048 | 55 254 |
| | Kanada | . | . | 15 000 000 | 4 500 000 |
| | Malaysia | 9 499 201 | 5 595 533 | 5 117 156 | 1 868 603 |
| | Polandia | . | . | 848 | 35 212 |
| | Singapura | 35 504 549 | 21 068 412 | 61 831 834 | 47 487 703 |
| | Swedia | 369 908 | 334 983 | 517 601 | 567 270 |
| | Thailand | 40 168 | 63 326 | . | . |
| November/November | | 117 702 799 | 46 003 968 | 50 780 298 | 30 110 998 |
| | Australia | 336 000 | 100 002 | 264 000 | 86 568 |
| | Austria | 60 694 | 64 680 | . | . |
| | Cheska | . | . | 3 345 | 3 362 |
| | CHRISTMAS ISLANDS | . | . | 4 200 000 | 583 542 |
| | Cina | 324 651 | 134 598 | 577 | 40 976 |
| | Fed Russia | 504 100 | 461 367 | 251 886 | 264 119 |
| | Jepang | . | . | 2 717 | 900 000 |
| | Jerman | 754 050 | 340 382 | . | . |
| | Kanada | 12 000 000 | 2 880 000 | . | . |
| | Malaysia | 3 281 963 | 1 568 343 | 2 064 759 | 1 305 259 |
| | Singapura | 65 996 341 | 39 559 232 | 43 993 014 | 26 927 172 |
| | Taiwan | 45 000 | 69 764 | . | . |
| | Thailand | 34 400 000 | 825 600 | . | . |
| Desember/December | | 98 719 497 | 44 628 935 | 111 756 566 | 35 424 408 |
| | Amerika Serikat | . | . | 105 316 | 66 981 |
| | Argentina | 9 097 480 | 3 290 729 | . | . |
| | Australia | 168 000 | 49 990 | 528 000 | 177 903 |
| | Bolivia | 140 000 | 63 070 | 200 | 96 600 |
| | CHRISTMAS ISLANDS | 5 000 000 | 566 400 | . | . |
| | Cina | 1 388 | 48 331 | 602 286 | 236 099 |

Lanjutan Lampiran 16.
Continued Appendix

| Bulan/Month | Negara Asal / Country of Origin | 2017 | | 2018 | |
|----------------------------------|---------------------------------|------------------------------|---------------------------|------------------------------|---------------------------|
| | | Berat/ Net Weight (Kg) | Nilai/ Value (US\$) | Berat/ Net Weight (Kg) | Nilai/ Value (US\$) |
| (1) | (2) | (3) | (4) | (5) | (6) |
| | Fed Russia | 126 721 | 116 890 | 250 906 | 263 503 |
| | India | . | . | 65 357 | 67 800 |
| | Jerman | . | . | 32 856 | 428 308 |
| | Malaysia | 6 973 938 | 4 392 289 | 12 382 125 | 6 423 245 |
| | Mesir | . | . | 22 000 000 | 5 729 460 |
| | Oman | . | . | 37 584 000 | 1 037 318 |
| | Polandia | 263 | 20 304 | . | . |
| | Singapura | 55 069 879 | 35 281 641 | 37 096 205 | 19 656 848 |
| | Swedia | 375 801 | 342 204 | 1 064 315 | 1 152 581 |
| | Taiwan | . | . | 45 000 | 87 762 |
| | Uni Emirat Arab | 21 766 027 | 457 087 | . | . |
| JUMLAH IMPOR/TOTAL IMPORT | | 1 024 622 593 | 446 263 368 | 1 137 558 588 | 546 338 707 |



Sensus
Penduduk
2020

DATA

MENCERDASKAN BANGSA

— *Enlighten The Nation* —



**BADAN PUSAT STATISTIK
PROVINSI SUMATERA BARAT**

Jl. Khatib Sulaiman No. 48 Padang, 25135
Telp. 442159, 442160
E-mail: bps1300@bps.go.id
Homepage: <http://sumbar.bps.go.id>

ISSN 2477-0809



9 772477 080007