

Buletin Statistik Perdagangan Luar Negeri
Foreign Trade Statistical Bulletin

EKSPOR /EXPORTS

ISSN : 0216 - 5775

No. Publikasi / *Publication Number* : 06110.0808

Katalog BPS / *BPS Catalogue*: 8202002

Ukuran Buku / *Book Size* : 21 Cm X 29 Cm

Jumlah Halaman / *Total Pages* : 131 Halaman / *Pages*

Naskah / *Manuscript* :

Bagian Statistik Ekspor

Export Statistics Division

Gambar Kulit / *Cover Design* :

Bagian Statistik Ekspor

Export Statistics Division

Diterbitkan oleh / *Published by* :

Badan Pusat Statistik, Jakarta - Indonesia

CBS, Indonesia

Dicetak oleh / *Printed by* :

CV Rioma

Boleh dikutip dengan menyebut sumbernya

May be cited with reference to the source

<https://www.bps.go.id>

KATA PENGANTAR

Buletin Statistik Perdagangan Luar Negeri Ekspor yang diterbitkan secara bulanan memuat data ekspor menurut sektor, Perkembangan ekspor komoditi pertanian, Perkembangan ekspor komoditi industri, Perkembangan ekspor komoditi pertambangan dan Perkembangan ekspor Indonesia menurut komoditi dan negara tujuan secara kumulatif dari Januari sampai bulan berjalan.

Buletin ini juga menyajikan ulasan singkat tentang perbandingan, pertumbuhan dan peranan serta data pokok yang cukup menonjol atau yang mengalami perubahan yang signifikan. Diharapkan dengan adanya informasi semacam ini, para pengguna data ekspor dapat melihat dan mengikuti perkembangan ekspor secara garis besar.

Kepada para pengguna data, saran dan kritik yang bersifat konstruktif demi penyempurnaan publikasi ini, sangat diharapkan. Dengan demikian usaha BPS untuk meningkatkan pelayanan dan pemasyarakatan statistik (khususnya data Statistik Ekspor) dapat dilaksanakan secara baik dan berkesinambungan.

Jakarta, Juli 2008

BADAN PUSAT STATISTIK
KEPALA,

DR. Rusman Heriawan

NIP. 340003999

ISI / CONTENT

Halaman / Page

Kata Pengantar / <i>Preface</i>	iii
Isi / <i>Content</i>	iv
Ringkasan / <i>Highlight</i>	v - xiv

Jilid / Volume

Tabel 1. Ringkasan Perkembangan Ekspor Indonesia	1
Tabel 2. Perkembangan Ekspor Komoditi Pertanian	1
Tabel 3. Perkembangan Ekspor Komoditi Industri	2
Tabel 4. Perkembangan Ekspor Komoditi Pertambangan	4
Tabel 5. Perkembangan Ekspor Indonesia Menurut Komoditi dan Negara Tujuan	5

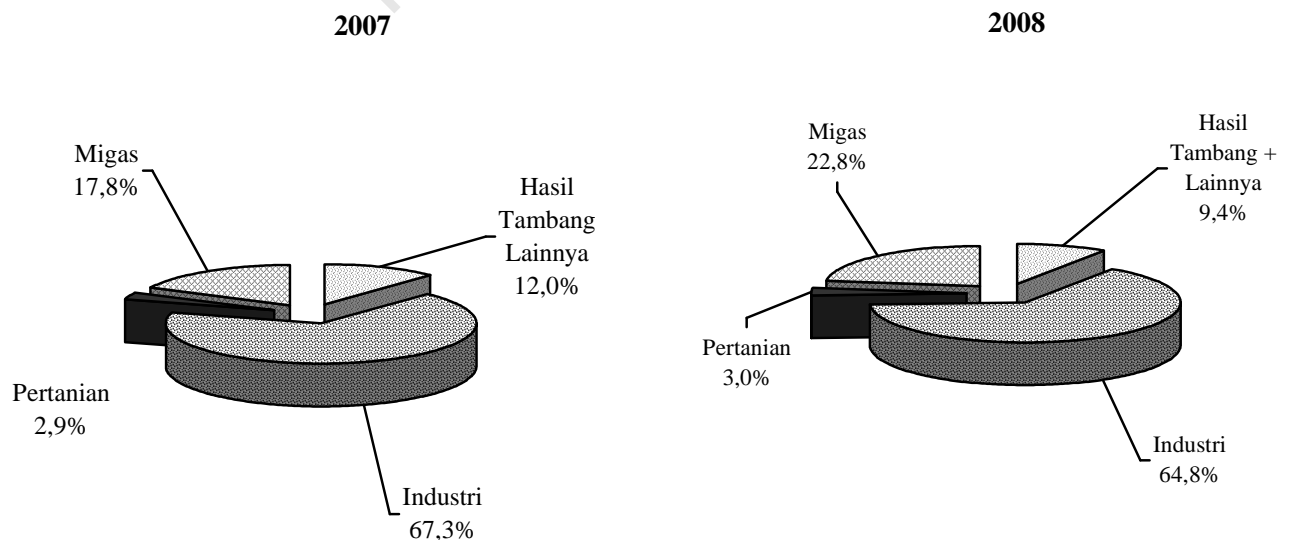
RINGKASAN

Ekspor Indonesia pada periode Januari - Mei 2008 mencapai nilai US\$ 57 577,9 juta dengan volume 155 779,9 ribu ton, yang terdiri dari US\$ 13 098,8 juta hasil ekspor minyak dan gas bumi dan US\$ 44 479,1 juta hasil ekspor komoditi non migas.

Dibandingkan periode yang sama tahun 2007, nilai ekspor naik US\$ 13 275,2 juta, karena adanya kenaikan ekspor non migas senilai US\$ 8 069,2 juta, dan dari kelompok migas juga mengalami kenaikan sebesar US\$ 5 205,9 juta atau naik 65,96

persen dibanding periode yang sama tahun sebelumnya. Dengan demikian, diperlihatkan bahwa penerimaan dari sektor migas masih bisa diharapkan, karena perkembangan harga di pasaran internasional menunjukkan perkembangan yang fluktuatif. Bulan Mei 2008 harga minyak mentah Indonesia US\$ 124,67 per barelnya, naik sebesar US\$ 56,07 per barel dibandingkan bulan Mei 2007.

Grafik 1 : PERBANDINGAN NILAI EKSPOR INDONESIA PADA JANUARI-MEI 2007 & 2008

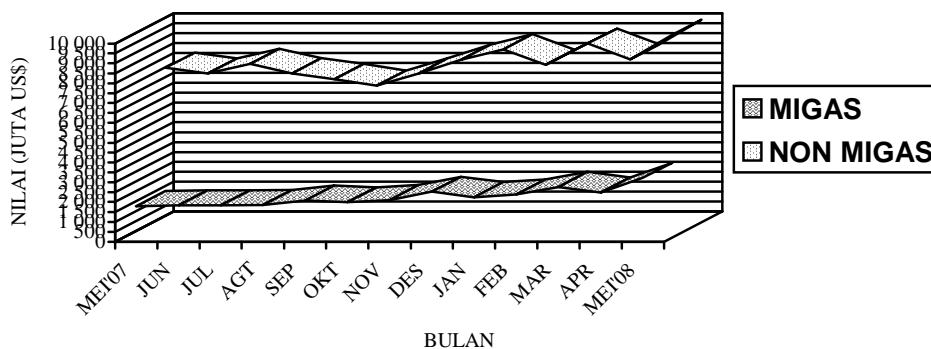


Pada Grafik 1 ditampilkan perbandingan nilai ekspor selama Periode Januari - Mei 2007 dan 2008. Sedangkan trend perkembangannya dari bulan Mei 2007 sampai dengan Mei 2008 disajikan pada Grafik 2, 3, dan 4. Nilai ekspor kelompok migas pada Januari - Mei 2007 senilai US\$ 7 892,9 juta yang terdiri dari minyak mentah, hasil minyak dan gas masing-masing senilai US\$ 3 278,3 juta, US\$ 1 012,4 juta, dan US\$ 3 602,2 juta. Sedangkan pada Januari - Mei 2008 nilai untuk kelompok migas masing-masing

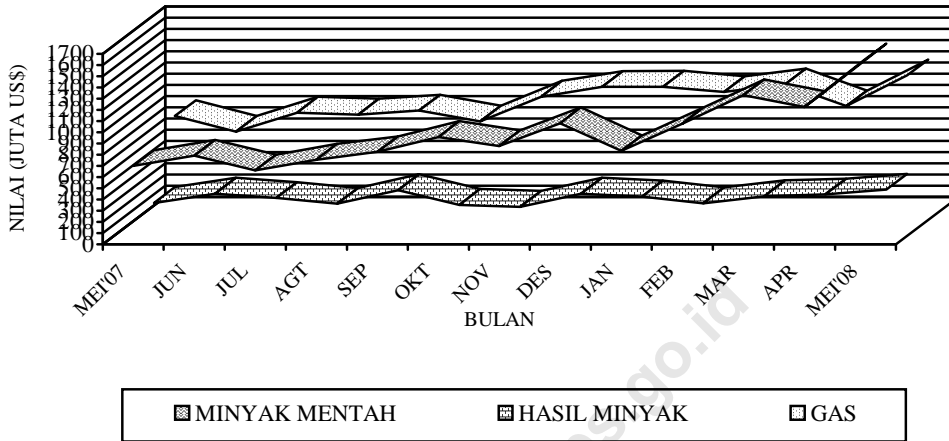
sebesar US\$ 6 120,8 juta, US\$ 1 452,3 juta dan US\$ 5 525,7 juta.

Nilai ekspor untuk kelompok non migas yang terdiri dari hasil pertanian, industri serta hasil tambang dan lainnya pada bulan Januari - Mei 2007 masing-masing US\$ 1 270,0 juta, US\$ 29 818,5 juta, dan US\$ 5 321,4 juta. Sementara itu pada periode Januari - Mei 2008 masing-masing mencapai US\$ 1 740,0 juta, US\$ 37 313,3 juta, dan US\$ 5 425,9 juta.

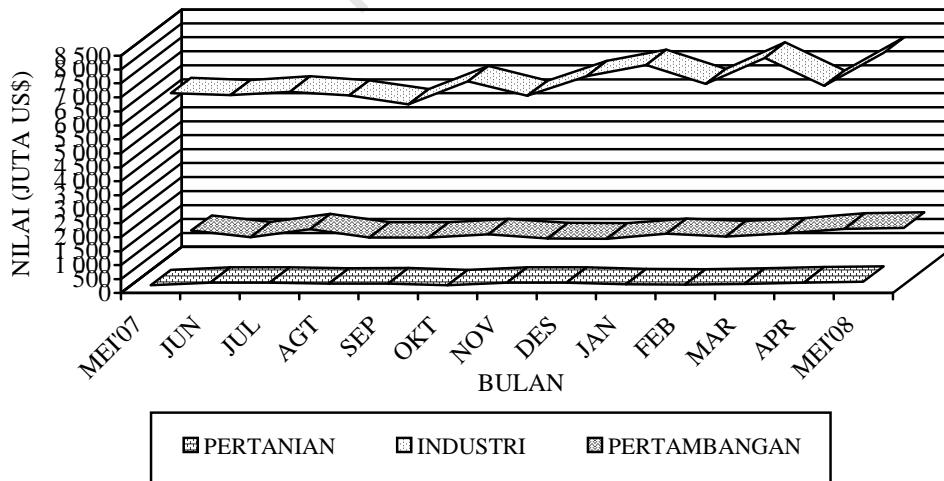
Grafik 2 : PERKEMBANGAN NILAI EKSPOR MIGAS DAN NON MIGAS SELAMA MEI 2007 SAMPAI DENGAN MEI 2008



**Grafik 3 : PERKEMBANGAN NILAI EKSPOR KOMODITI MIGAS
SELAMA MEI 2007 SAMPAI DENGAN MEI 2008**



**Grafik 4 : PERKEMBANGAN NILAI EKSPOR KOMODITI NON MIGAS
SELAMA MEI 2007 SAMPAI DENGAN MEI 2008**



**Tabel A. RINGKASAN EKSPOR NON MIGAS INDONESIA
(JUTA US\$)**

Tahun dan Bulan	Hasil sektor pertanian	Hasil sektor industri	Hasil sektor tambang	Total
[1]	[2]	[3]	[4]	[6]
2006				
April	212,5	5 085,0	651,8	5 949,3
Mei	274,9	5 363,9	941,6	6 580,4
Juni	316,1	5 512,1	843,0	6 671,2
Juli	344,1	5 679,8	757,9	6 781,8
Agustus	338,3	5 773,3	947,2	7 058,8
September	290,6	5 881,5	1 070,8	7 242,8
Oktober	263,0	5 699,5	1 157,1	7 119,6
November	280,9	5 589,6	1 297,2	7 167,7
Desember	288,4	6 069,5	1 366,1	7 715,0
2007				
Januari	235,8	5 370,6	1 194,9	6 801,3
Pebruari	247,7	5 631,7	846,7	6 726,1
Maret	256,7	6 138,0	1 095,5	7 490,2
April	246,9	6 075,8	1 053,8	7 376,5
Mei	282,9	6 602,4	1 130,5	8 015,8
Juni	309,1	6 526,6	894,6	7 730,4
Juli	368,1	6 655,7	1 189,6	8 213,3
Agustus	336,4	6 516,0	887,9	7 740,3
September	344,9	6 202,8	889,8	7 437,5
Oktober	285,3	7 030,7	1 003,0	8 318,9
November	371,5	6 504,8	860,7	7 737,0
Desember	372,5	7 205,7	846,7	8 425,0
2008				
Januari	318,8	7 609,5	1 019,5	8 947,7
Pebruari	306,5	6 930,2	927,6	8 164,5
Maret	334,0	7 870,6	1 037,1	9 241,7
April	376,5	6 861,3	1 202,8	8 440,5
Mei	404,2	8 041,7	1 238,9	9 684,7

Dipandang dari negara tujuan ekspor (Tabel B), pada bulan Mei 2008 kelompok migas yang ditujukan ke kawasan Asia Timur dan Asia Selatan & Tenggara, sebesar masing-masing US\$ 2 287,0 juta dan US\$ 520,6 juta memperlihatkan peningkatan dibanding tahun 2007. Negara yang memperlihatkan peningkatan ekspor kelompok migas lainnya, adalah Jepang dengan persentase peningkatan sebesar 66,48 persen, Muangthai dengan persentase peningkatan

sebesar 378,91 persen, Malaysia dengan persentase peningkatan sebesar 55,74 persen dan Singapura dengan persentase peningkatan sebesar 111,00 persen, sedangkan China memperlihatkan penurunan dibanding tahun 2007, dengan persentase penurunan sebesar 21,68 persen. Dari Tabel B juga terlihat bahwa ekspor komoditi migas pada bulan Mei 2008 menunjukkan peningkatan menjadi US\$ 3 225,5 juta.

Tabel B : Perkembangan Ekspor Migas & Non Migas Indonesia Menurut Negara Tujuan, Mei 2007 & Mei 2008 (Juta US\$)

Kawasan Negara Ekspor	Migas			Non Migas		
	Mei 2007	Mei 2008	Perubahan (%)	Mei 2007	Mei 2008	Perubahan (%)
• Asia Timur	1 409,3	2 287,0	62,28	2 587,8	2 538,6	-1,90
- Jepang	912,4	1 519,1	66,48	1 542,2	1 078,2	-30,09
- China	258,5	202,5	-21,68	461,1	715,3	55,14
• Asia Selatan & Tenggara	226,6	520,6	129,77	2 323,6	3 037,3	30,71
- Muangthai	20,5	98,2	378,91	204,0	261,3	28,08
- Singapura	179,3	378,3	111,00	853,3	928,3	8,79
- Philipina	0,0	0,2	-	131,4	167,7	27,63
- Malaysia	26,5	41,3	55,74	371,9	512,8	37,87
• Asia Barat	0,0	0,0	-	347,5	576,6	65,92
• Afrika	0,0	0,0	-	206,1	340,6	65,21
• Australia & Oseania	136,5	358,6	162,79	154,0	164,0	6,54
• Amerika Utara	19,6	59,1	202,29	1 031,2	1 165,5	13,02
- Amerika Serikat	19,6	59,1	202,29	981,3	1 110,6	13,18
• Amerika Tengah & Selatan	0,0	0,0	-	176,8	188,0	6,37
• Eropa Barat	0,0	0,1	-	1 062,8	1 463,1	37,66
• Eropa Timur	0,0	0,1	-	126,0	211,0	67,44
Total Ekspor	1 792,0	3 225,5	80,00	8 015,8	9 684,7	20,82

Pada kelompok non migas nilai ekspor mengalami peningkatan hingga mencapai US\$ 9 684,7 juta, kecuali Jepang yang mengalami penurunan nilai ekspor sebesar 30,09 persen.

Pada tabel 1 disajikan ekspor menurut sektor. Disini terlihat bahwa perolehan devisa terbesar pada periode Januari - Mei 2008 berasal dari sektor industri dengan nilai US\$ 37 313,3 juta atau sekitar 64,80 persen dari total ekspor, sedangkan pada periode Januari - Mei 2007 juga berasal dari sektor industri dengan nilai US\$ 29 818,5 juta atau sekitar 67,31 persen dari total ekspor. Dibandingkan periode yang sama tahun sebelumnya, sektor industri mengalami peningkatan 25,13 persen.

Pada tabel 2 disajikan perkembangan ekspor komoditi hasil pertanian, selama periode Januari - Mei 2008, komoditi andalan sektor pertanian antara lain udang segar/beku dengan nilai US\$ 415,3 juta (23,87 persen); kopi dengan nilai US\$ 333,8 juta (19,18 persen); biji coklat dengan nilai US\$ 277,1 juta (15,93 persen); ikan dan lain-lain dengan nilai US\$ 268,3 juta (15,42 persen); rempah-rempah dengan nilai US\$ 150,7 juta (8,66 persen); hasil pertanian lainnya dengan nilai US\$ 72,1 juta (4,14 persen); buah-buahan dengan nilai US\$ 54,8 juta (3,15 persen); teh dengan nilai US\$

50,9 juta (2,93 persen); tembakau dengan nilai US\$ 29,9 juta (1,72 persen); bahan nabati lainnya dengan nilai US\$ 28,4 juta (1,63 persen).

Pada tabel 3 disajikan perkembangan ekspor komoditi hasil industri, selama periode Januari - Mei 2008, komoditi andalan sektor industri antara lain minyak nabati dengan nilai US\$ 6 703,6 juta (17,97 persen); barang dari logam tidak mulia dengan nilai US\$ 4 454,8 juta (11,94 persen); tekstil dengan nilai US\$ 4 260,1 juta (11,42 persen); alat listrik, ukur, fotografi, dll dengan nilai US\$ 3 386,5 juta (9,08 persen); karet alam olahan dengan nilai US\$ 3 187,3 juta (8,54 persen); kertas dan barang dari kertas dengan nilai US\$ 1 606,9 juta (4,31 persen); bahan kimia dengan nilai US\$ 1 297,1 juta (3,48 persen); kayu olahan dengan nilai US\$ 1 219,9 juta (3,27 persen); makanan olahan dengan nilai US\$ 1 152,2 juta (3,09 persen); meubel dan bagian-bagiannya dengan nilai US\$ 894,8 juta (2,40 persen).

Pada tabel 4 disajikan perkembangan ekspor komoditi hasil pertambangan, selama periode Januari - Mei 2008, komoditi andalan sektor pertambangan antara lain batu bara dengan nilai US\$ 3 606,0 juta (66,46 persen) dan biji tembaga dengan nilai US\$ 1 239,3 juta (22,84 persen). Ekspor

batu bara mengalami peningkatan 39,29 persen dibanding periode yang sama tahun sebelumnya, sedangkan biji tembaga mengalami penurunan 46,42 persen dibanding periode yang sama tahun sebelumnya.

Perkembangan ekspor Indonesia menurut komoditi dan negara tujuan yang disajikan pada Tabel 5, memperlihatkan bahwa ekspor selama ini lebih banyak bertumpu pada 15 komoditi utama, (ringkasan disajikan pada Tabel C yang diurut menurut nilai ekspor). Lima belas komoditi tersebut pada periode Januari - Mei 2008 menyumbang sekitar 63,96 persen dari ekspor non migas.

Minyak kelapa sawit mempunyai nilai US\$ 5 581,6 juta, naik US\$ 3 139,8 juta dari tahun lalu, komoditi ini menyumbang sekitar 12,55 persen ekspor non migas nasional pada periode Januari - Mei 2008.

Nilai ekspor batu bara selama periode Januari - Mei 2008 naik US\$ 1 017,1 juta menjadi US\$ 3 606,0 juta.

Pada periode Januari - Mei 2008 nilai ekspor pakaian jadi US\$ 2 449,2 juta, yang naik dibanding tahun lalu sebesar US\$ 97,3 juta atau naik sekitar 4,14 persen.

Komoditi Crumb rubber diekspor dengan nilai US\$ 2 327,4 juta atau 5,23 persen, industri lainnya diekspor dengan

nilai US\$ 2 248,0 juta atau sekitar 5,05 persen dari perolehan devisa non migas.

Selama periode Januari - Mei 2008, alat listrik nilai ekspornya mencapai US\$ 2 116,1 juta, sedangkan tahun sebelumnya senilai US\$ 1 934,7 juta, atau terjadi peningkatan sekitar US\$ 181,4 juta (9,38 persen). Kertas dan barang dari kertas nilai ekspornya naik US\$ 301,6 juta (23,10 persen) menjadi US\$ 1 606,9 juta.

Perolehan devisa dari besi/baja pada periode Januari - Mei 2008 diekspor dengan nilai US\$ 1 316,3 juta atau sekitar 2,96 persen dari kelompok non migas. Biji tembaga pada periode Januari - Mei 2008 diekspor dengan nilai US\$ 1 239,3 juta, sedangkan tahun sebelumnya US\$ 2 313,3 juta.

Textil lainnya nilai ekspornya naik US\$ 40,1 juta menjadi US\$ 1 187,4 juta. Sedangkan nilai ekspor audio visual dalam periode Januari - Mei 2008 turun 6,97 persen menjadi US\$ 1 042,2 juta. Timah nilai ekspornya naik US\$ 628,0 juta menjadi US\$ 1 032,1 juta. Tembaga nilai ekspornya turun US\$ 132,8 juta menjadi US\$ 931,0 juta. Damar tiruan, bahan plastik nilai ekspornya naik US\$ 137,9 juta menjadi US\$ 882,6 juta. Bahan kimia organik nilai ekspornya turun US\$ 86,8 juta menjadi US\$ 882,5 juta.

**Tabel C : Ekspor Utama Barang Bukan Migas
Periode Januari - Mei, 2007 dan 2008**

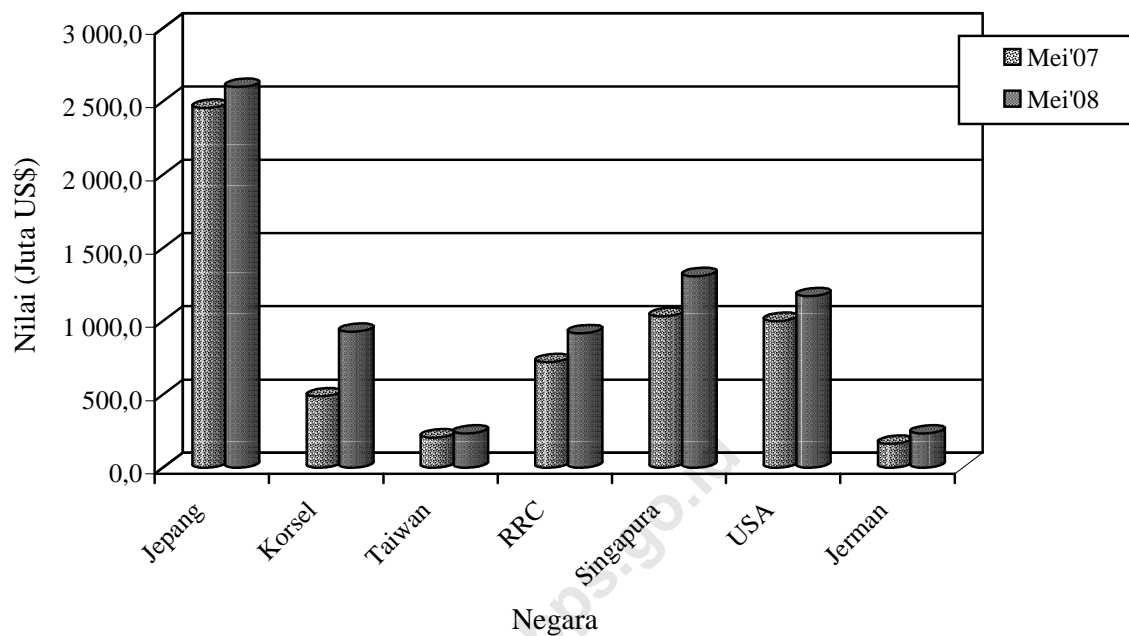
HS	Nilai FOB (Juta US\$)		Perubahan		% Peran 2008 (Terhadap Non Migas)
	2007	2008	Absolut	Persen	
Minyak kelapa sawit	2 441,8	5 581,6	3 139,8	128,58	12,55
Batu bara	2 588,9	3 606,0	1 017,1	39,29	8,11
Pakaian jadi	2 351,9	2 449,2	97,3	4,14	5,51
Crumb rubber	1 590,1	2 327,4	737,3	46,37	5,23
Industri lainnya	1 760,0	2 248,0	488,1	27,73	5,05
Alat listrik	1 934,7	2 116,1	181,4	9,38	4,76
Kertas dan barang dari kertas	1 305,4	1 606,9	301,6	23,10	3,61
Besi/baja	901,7	1 316,3	414,7	45,99	2,96
Biji tembaga	2 313,3	1 239,3	-1 073,9	-46,42	2,79
Textil lainnya	1 147,3	1 187,4	40,1	3,49	2,67
Audio visual	1 120,2	1 042,2	-78,0	-6,97	2,34
Timah	404,1	1 032,1	628,0	155,39	2,32
Tembaga	1 063,8	931,0	-132,8	-12,49	2,09
Damar tiruan, bahan plastik	744,6	882,6	137,9	18,53	1,98
Bahan kimia organik	969,3	882,5	-86,8	-8,95	1,98
Total Komoditi Utama	22 637,0	28 448,6	5 811,6	25,67	63,96

Nilai ekspor periode Januari - Mei 2008, menurut negara kelompok ekonomi, ke kelompok negara APEC adalah yang terbesar yaitu mencapai 73,37 persen dari total ekspor yaitu US\$ 42 245,2 juta, diantaranya US\$ 11 561,6 juta ke ASEAN dan US\$ 5 693,4 juta ke NAFTA. Sementara nilai ekspor ke Uni Eropa sebesar 10,88 persen (US\$ 6 262,9 juta) dan ke Timur Tengah sebesar 4,03 persen (US\$ 2 320,5 juta). Ditinjau dari perkembangannya, nilai ekspor ke negara-negara APEC naik 29,25 persen dibanding keadaan tahun 2007 yang terdiri dari peningkatan ekspor menuju Jepang sebesar 24,59 persen, menuju ASEAN sebesar 38,10 persen, menuju NAFTA sebesar 14,51 persen dan ke Korea Selatan naik sebesar 50,04 persen

Nilai ekspor periode Januari - Mei 2008, menuju tujuh negara tujuan utama yaitu Jepang, Korea Selatan, Taiwan, RR China, Singapura, Amerika dan Jerman mencapai sebesar US\$ 34 040,5 juta atau sekitar 59,12 persen dari total ekspor. Dibandingkan periode tahun sebelumnya nilai ini naik US\$ 7 400,0 juta atau sekitar 27,78 persen.

Selain tujuh negara tujuan utama di atas, negara tujuan yang membeli produk nasional di atas US\$ 100 juta pada bulan Mei 2008 antara lain Hongkong, Malaysia dan Australia masing-masing dengan nilai US\$ 149,3 juta, US\$ 554,0 juta dan US\$ 448,2 juta. Sedangkan dari kawasan Eropa antara lain ke Belanda dan Inggris masing-masing dengan nilai US\$ 332,3 juta dan US\$ 126,0 juta.

Grafik 5: EKSPOR INDONESIA MENURUT NEGARA TUJUAN UTAMA BULAN MEI 2007 & 2008



Perbandingan nilai ekspor bulan Mei 2007 dan 2008 ke beberapa negara tertentu disajikan pada Grafik 5.

TABEL 1. RINGKASAN PERKEMBANGAN EKSPOR INDONESIA

JENIS BARANG	BERAT BERSIH (RIBU TON)		PERUB	NILAI FOB (JUTA US \$)		PERUB
	JAN-MEI 2007	JAN-MEI 2008	%	JAN-MEI 2007	JAN-MEI 2008	%
	(1)	(2)	(3)	(4)	(5)	(6)
Total Ekspor	136.102,5	155.779,9	14,46	44.302,7	57.577,9	29,96
MIGAS	18.905,2	19.759,1	4,52	7.892,9	13.098,8	65,96
MINYAK MENTAH	7.576,8	8.155,6	7,64	3.278,3	6.120,8	86,71
HASIL MINYAK	2.551,0	2.800,1	9,76	1.012,4	1.452,3	43,46
GAS ALAM	8.777,4	8.803,4	0,30	3.602,2	5.525,7	53,40
NON MIGAS	117.197,3	136.020,8	16,06	36.409,9	44.479,1	22,16
HASIL PERTANIAN	870,2	964,7	10,87	1.270,0	1.740,0	37,01
HASIL INDUSTRI	25.115,7	27.298,5	8,69	29.818,5	37.313,3	25,13
HASIL TAMBANG	91.209,9	107.756,3	18,14	5.317,5	5.421,5	1,95
LAINNYA	1,4	1,2	-18,54	3,9	4,4	13,58

TABEL 2. PERKEMBANGAN EKSPOR KOMODITI HASIL PERTANIAN

JENIS BARANG	BERAT BERSIH (TON)		PERUB	NILAI FOB (RIBU US \$)		PERUB
	JAN-MEI 2007	JAN-MEI 2008	%	JAN-MEI 2007	JAN-MEI 2008	%
	(1)	(2)	(3)	(4)	(5)	(6)
TOTAL PERTANIAN	870.200	964.750	10,87	1.269.954	1.739.976	37,01
KARET ALAM	4.857	4.907	1,02	6.643	8.182	23,17
KOPI	76.391	151.853	98,78	157.868	333.787	111,43
KAYU BULAT	42	0	-98,89	36	1	-96,67
UDANG SEGAR/BEKU	53.715	61.309	14,14	366.617	415.348	13,29
TEH	16.087	36.248	125,33	21.796	50.930	133,67
REMPAH-REMPAH	34.792	58.101	314,03	76.018	150.731	98,28
-LADA HITAM	5.084	21.048	314,03	12.956	60.637	368,03
-LADA PUTIH	5.660	8.753	54,64	22.692	43.133	90,08
-KAYU MANIS DAN BUNGANYA	10.814	13.835	27,93	7.988	11.840	48,23
-BIJI PALA & BUNGANYA DAN KAPULAGA	8.142	7.628	-6,31	23.569	25.594	8,59
-PANILI	61	72	17,96	784	836	6,68
-LAINNYA	5.031	6.765	34,46	8.030	8.691	8,24
TEBAKAU	11.266	10.487	-6,92	25.350	29.887	17,89
BIJI COKLAT	136.621	139.941	2,43	191.150	277.106	44,97
IKAN DAN LAIN-LAIN	150.995	137.417	18,62	232.105	268.291	15,59
-IKAN TONGKOL/TUNA	22.677	26.899	18,62	54.535	61.946	13,59
-UBUR-UBUR	2.200	4.531	105,99	4.198	8.191	95,11
-KEPITING KERANG-KERANGAN	27.351	24.134	-11,76	69.639	76.249	9,49
-BEKICOT	1.508	1.451	-3,75	2.057	3.865	87,84
-IKAN LAINNYA	97.261	80.402	-17,33	101.676	118.040	16,09
BIJI-BIJIAN	47.296	28.217	50,41	15.572	9.287	-40,36
-BIJI BUNGA	24	36	50,41	808	1.230	52,29
-BIJI KAPAS	14.918	632	-95,77	3.792	165	-95,66
-BIJI LAINNYA	32.354	27.550	-14,85	10.972	7.892	-28,07
BULU BEBEK	161	22	-86,34	149	25	-83,46
DAMAR DAN GETAH DAMAR	19.375	13.762	-28,97	14.228	10.290	-27,68
KOPAL DAN LAIN-LAIN	13.180	12.907	-2,07	9.656	10.771	11,55
SAYUR-SAYURAN	21.595	34.581	60,13	9.506	15.233	60,24
BUAH-BUAHAN	86.772	96.165	10,82	48.359	54.819	13,36
KULIT KERANG DAN LAIN-LAIN	3.259	2.969	-8,89	1.144	1.065	-6,90
TANAMAN OBAT	4.911	3.465	-29,46	4.085	3.728	-8,72

TABEL 2. PERKEMBANGAN EKSOR KOMODITI HASIL PERTANIAN

JENIS BARANG	BERAT BERSIH (TON)		PERUB	NILAI FOB (RIBU US \$)		PERUB
	JAN-MEI 2007	JAN-MEI 2008	%	JAN-MEI 2007	JAN-MEI 2008	%
	(1)	(2)	(3)	(4)	(5)	(6)
BAHAN NABATI LAINNYA	36.807	51.441	4,39	20.693	28.379	37,14
-GANGGANG LAUT	35.009	36.544	4,39	19.224	27.338	42,21
-LAINNYA	1.798	14.897	728,38	1.469	1.041	-29,18
HASIL PERTANIAN LAINNYA	152.075	120.958	-13,29	68.977	72.116	4,55
-MUTIARA	1	1	-13,29	5.499	5.970	8,58
-LAINNYA	152.075	120.958	-20,46	63.479	66.146	4,20

TABEL 3. PERKEMBANGAN EKSPOR KOMODITI HASIL INDUSTRI

JENIS BARANG	BERAT BERSIH (TON)		PERUB	NILAI FOB (RIBU US \$)		PERUB
	JAN-MEI 2007	JAN-MEI 2008	%	JAN-MEI 2007	JAN-MEI 2008	%
	(1)	(2)	(3)	(4)	(5)	(6)
TOTAL INDUSTRI	25.115.736	27.298.537	8,69	29.818.517	37.313.292	25,13
KAYU OLAHAN	1.558.914	1.230.332	-21,08	1.355.738	1.219.856	-10,02
-KAYU LAPIS	710.378	742.909	4,58	639.416	642.892	0,54
-KAYU GERGAJIAN	111.786	24.278	-78,28	107.914	26.501	-75,44
-KAYU OLAHAN LAIN	736.751	463.145	-37,14	608.408	550.464	-9,52
BARANG DARI LOGAM TIDAK MULIA	1.475.036	1.477.026	0,13	3.816.828	4.454.800	16,71
-TIMAH	32.490	61.704	89,92	404.114	1.032.072	155,39
-ALUMINIUM	121.712	121.228	-0,40	368.234	378.000	2,65
-NIKEL	52.012	43.816	-15,76	987.211	687.709	-30,34
-BESI/BAJA	890.586	968.027	8,70	901.651	1.316.307	45,99
-TEMBAGA	142.092	113.580	-20,07	1.063.848	931.003	-12,49
-SENG	2.326	1.616	-30,53	4.545	4.430	-2,52
-LOGAM TIDAK MULIA LAIN	233.819	167.056	-28,55	87.225	105.279	20,70
TEKSTIL	784.352	758.848	-3,25	4.067.379	4.260.136	4,74
-PAKAIAN JADI	160.713	166.769	3,77	2.351.857	2.449.198	4,14
-KAIN TENUN	115.334	116.901	1,36	568.238	623.588	9,74
-TEKSTIL LAINNYA	508.304	475.178	-6,52	1.147.283	1.187.350	3,49
KARET ALAM OLAHAN	1.172.382	1.212.376	3,41	2.387.940	3.187.285	33,47
-BARANG DARI KARET	193.937	192.671	-0,65	537.980	614.093	14,15
-SHEET	127.085	84.506	-33,50	243.372	215.361	-11,51
-CRUMB RUBBER	842.569	922.962	9,54	1.590.115	2.327.427	46,37
-CREPE	8.791	12.237	39,20	16.473	30.405	84,57
MAKANAN TERNAK	989.358	1.387.436	40,24	97.904	198.541	102,79
-BUNGKIL KELAPA	76.998	108.106	40,40	8.809	13.923	58,06
-DEDAK/BEKATUL	166.142	175.560	5,67	23.763	27.725	16,67
-LAINNYA	746.217	1.103.770	47,92	65.333	156.893	140,14
MINYAK ATSIRI DAN LAINNYA	24.645	28.620	16,13	107.249	158.630	47,91
-MINYAK ATSIRI LAINNYA	1.949	1.785	-8,40	32.292	63.040	95,22
-WANGI-WANGIAN DARI MINYAK ATSIRI	22696	26835	18,24	74.956	95.589	27,53
ROTAN OLAHAN	12.268	12.875	4,95	11.667	12.150	4,14
MINYAK NABATI	5.339.559	6.759.148	26,59	2.945.671	6.703.613	127,58
-MINYAK KELAPA SAWIT	4.509.770	5.753.374	27,58	2.441.824	5.581.580	128,58
-MINYAK BIJI KELAPA SAWIT	497.124	519.093	4,42	294.683	589.281	99,97
-MINYAK NABATI LAIN	332.665	486.681	46,30	209.164	532.753	154,71
ASAM BERLEMAK	263.575	357.292	35,56	149.709	309.420	106,68
-STEARIN	54.044	55.682	3,03	36.831	59.664	61,99
-ASAM BERLEMAK LAIN	209.531	301.610	43,95	112.878	249.757	121,26

TABEL 3. PERKEMBANGAN EKSPOR KOMODITI HASIL INDUSTRI

JENIS BARANG	BERAT BERSIH (TON)		PERUB	NILAI FOB (RIBU US \$)		PERUB
	JAN-MEI 2007	JAN-MEI 2008	%	JAN-MEI 2007	JAN-MEI 2008	%
	(1)	(2)	(3)	(4)	(5)	(6)
ALAT LISTRIK UKUR FOGRAFI DLL	274.926	275.695	0,28	3.234.591	3.386.487	4,70
-ALAT LISTRIK	223.341	230.205	3,07	1.934.746	2.116.142	9,38
-DIODE TRANSISTOR	422	334	-20,95	50.192	63.531	26,58
-AUDIO VISUAL	46.330	39.782	-14,13	1.120.188	1.042.161	-6,97
-FOTOGRAFI DAN OPTIK	2.128	1.461	-31,36	85.900	90.882	5,80
-ALAT UKUR	387	377	-2,68	6.928	6.224	-10,15
-LONCENG ARLOJI DAN BAGIANNYA	2.317	3.536	52,58	36.638	67.546	84,36
MAKANAN OLAHAN	607.886	868.141	42,81	866.592	1.152.237	32,96
-COKLAT OLAHAN	52.827	59.631	12,88	113.150	163.215	44,25
-GULA TETES	98.067	286.213	191,85	6.734	17.584	161,14
-KERUPUK UDANG	2.741	3.409	24,40	4.732	5.564	17,58
-BUAH/SAYURAN OLAHAN	167.695	209.017	24,64	103.467	164.813	59,29
-MINUMAN OLAHAN	29.502	37.038	25,54	16.188	26.412	63,16
-ROKOK DAN TEMBAKAU OLAHAN	32.446	35.773	10,25	158.497	175.655	10,83
-DAGING TERNAK	1.529	1.925	25,88	5.837	7.995	36,96
-DAGING UNGGAS	0	80	285.614,29	16	86	421,34
-IKAN OLAHAN	70.125	78.370	11,76	229.532	301.742	31,46
-BERAS GILING	108	199	83,90	50	158	214,57
-KOPI OLAHAN	18	40	121,54	32	123	286,58
-TEH OLAHAN	17.025	5.852	-65,63	30.518	13.999	-54,13
-GULA PASIR	117	202	72,04	150	260	73,58
-GULA LAINNYA	3.113	4.865	56,31	1.979	3.200	61,73
-MAKANAN OLAHAN LAINNYA	132.573	145.527	9,77	195.708	271.432	38,69
SEMEN	2.876.520	1.905.764	-33,75	85.958	66.067	-23,14
BARANG ANYAMAN	17.534	9.977	-43,10	33.955	26.302	-22,54
-DARI ROTAN	6.725	3.238	-51,85	15.777	8.017	-49,18
-DARI BAHAN LAINNYA	10.809	6.739	-37,66	18.178	18.285	0,59
MEUBEL DAN BAGIAN-BAGIANNYA	396.999	374.266	-5,73	889.212	894.840	0,63
-DARI ROTAN	53.920	65.236	20,99	148.970	146.208	-1,85
-DARI BAHAN LAINNYA	343.079	309.030	-9,92	740.242	748.632	1,13
BAHAN KIMIA	2.775.720	3.867.936	39,35	1.402.843	1.297.094	-7,54
-AN ORGANIK	714.169	2.612.098	265,75	201.008	335.635	66,98
-ORGANIK	1.491.331	1.158.579	-22,31	969.290	882.509	-8,95
-LAINNYA	570.220	97.258	-82,94	232.544	78.950	-66,05
PUPUK	129.937	61.381	-52,76	37.756	18.900	-49,94
PRODUK PHARMASI	4.511	4.715	4,53	60.386	72.528	20,11
KULIT DAN BARANG DARI KULIT	5.174	5.175	0,02	92.539	103.442	11,78
KACA DAN BARANG DARI KACA	317.050	341.182	7,61	181.503	189.900	4,63
KERTAS DAN BARANG DARI KERTAS	1.652.741	1.756.571	6,28	1.305.361	1.606.940	23,10
INDUSTRI LAINNYA	4.436.650	4.603.782	3,77	6.687.737	7.994.125	19,53
-GLISEROL DAN LARUTAN ALKALI	6.917	24.789	258,40	1.523	11.886	680,49
-MARGARIN DAN LEMAK LAINNYA	140.136	201.955	44,11	85.204	217.350	155,09
-SABUN MANDI DAN CUCI	208.808	220.495	5,60	163.564	227.821	39,29
-BAHAN CELUP ORGANIK SINTETIK	15.199	14.826	-2,46	54.196	64.235	18,52
-PREPARAT PEMBASMI KUMAN DLL	88.650	24.117	-72,80	57.479	63.651	10,74
-DAMAR TIRUAN BAHAN PLASTIK	484.050	519.645	7,35	744.637	882.584	18,53
-BAHAN KERTAS	1.073.687	1.009.217	-6,00	430.100	553.069	28,59
-ALAS KAKI (KULIT KARET DAN KANVAS)	49.023	54.431	11,03	683.745	763.237	11,63
-PRODUK KERAMIK	209.527	202.344	-3,43	117.290	128.829	9,84
-EMAS BATANGAN	14	12	-18,55	302.302	347.844	15,06
-PESAWAT UDARA DAN BAGIANNYA	964	1.671	73,42	50.460	33.674	-33,27
-KAPAL LAUT DAN SEJENISNYA	146.413	160.562	9,66	368.422	265.531	-27,93
-PERLENGKAPAN OLAHRAGA DAN MAINAN	10.691	10.807	1,08	83.613	101.377	21,25

TABEL 3. PERKEMBANGAN EKSPOR KOMODITI HASIL INDUSTRI

JENIS BARANG	BERAT BERSIH (TON)		PERUB	NILAI FOB (RIBU US \$)		PERUB
	JAN-MEI 2007	JAN-MEI 2008	%	JAN-MEI 2007	JAN-MEI 2008	%
(1)	(2)	(3)	(4)	(5)	(6)	(7)
-PENA DAN PENSIL	5.483	4.457	-18,72	35.134	31.805	-9,47
-BATU SEMI PERMATA	45	22	-50,55	599	67	-88,86
-KOPER TAS DOMPET PLASTIK/TEKSTIL	3.695	3.054	-17,36	20.704	21.524	3,96
-BARANG DARI LOGAM MULIA	141	131	-7,22	56.452	66.990	18,67
-PETI KEMAS	20.179	12.510	-38,00	22.101	14.373	-34,97
-KOMPUTER DAN BAGIANNYA	19.626	13.897	-29,19	499.401	309.703	-37,99
-KENDARAAN BERMOTOR RODA 2 DAN 3	1.540	3.446	123,72	11.536	28.778	149,47
-KENDARAAN BERMOTOR RODA 4 DAN L	50.304	86.840	72,63	300.578	606.807	101,88
-SUKU CADANG MESIN	46.572	54.429	16,87	379.841	434.858	14,48
-SUKU CADANG KENDARAAN	64.833	82.180	26,76	454.262	562.445	23,82
-UBI KAYU OLAHAN	41.503	43.778	5,48	4.635	7.643	64,91
-INDUSTRI LAINNYA	1.748.648	1.854.166	6,03	1.759.958	2.248.042	27,73

TABEL 4. PERKEMBANGAN EKSPOR KOMODITI HASIL PERTAMBANGAN

JENIS BARANG	BERAT BERSIH (TON)		PERUB	NILAI FOB (RIBU US \$)		PERUB
	JAN-MEI 2007	JAN-MEI 2008	%	JAN-MEI 2007	JAN-MEI 2008	%
(1)	(2)	(3)	(4)	(5)	(6)	(7)
TOTAL PERTAMBANGAN	91.209.895	107.756.300	18,14	5.317.540	5.421.465	1,95
BIJI TEMBAGA	905.776	558.434	-38,35	2.313.276	1.239.344	-46,42
BIJI NIKEL	4.103.500	7.182.841	75,04	285.316	357.271	25,22
BAUKSIT	3.950.293	5.451.719	38,01	36.946	52.592	42,35
BIJI TIMAH/TIN	193	552	186,57	28	1	-97,89
BATU BARA	78.160.639	86.670.388	10,89	2.588.878	3.605.954	39,29
GRANIT	1.053.317	2.255.804	114,16	5.403	20.782	284,62
PASIR ALAM	401.112	14	-100,00	4.679	55	-98,83
HASIL TAMBANG LAIN	2.635.066	5.636.547	113,91	83.014	145.466	75,23

TABEL 5. PERKEMBANGAN EKSPOR INDONESIA MENURUT KOMODITI DAN NEGARA TUJUAN

JENIS BARANG	BERAT BERSIH (KG)		PERUB	NILAI FOB (US \$)		PERUB
	JAN-MEI 2007	JAN-MEI 2008	%	JAN-MEI 2007	JAN-MEI 2008	%
	(1)	(2)	(3)	(4)	(5)	(6)
MINYAK MENTAH	7.576.818.008	8.155.584.001	7,64	3.278.251.526	6.120.758.812	86,71
JAPAN	2.338.979.005	2.904.265.000	24,17	1.022.565.088	2.169.360.344	112,15
KOREA, REPUBLIC OF	1.285.627.000	1.406.821.000	9,43	503.983.795	958.551.901	90,19
TAIWAN	248.361.002	59.483.000	-76,05	103.365.766	42.603.740	-58,78
CHINA	1.137.676.000	741.593.000	-34,82	491.999.834	545.738.157	10,92
THAILAND	305.488.000	211.182.000	-30,87	133.576.396	179.737.816	34,56
SINGAPORE	436.038.001	953.790.001	118,74	207.032.792	731.073.786	253,12
MALAYSIA	213.593.000	269.348.000	26,10	82.384.678	193.929.284	135,39
AUSTRALIA	1.333.550.000	1.232.719.000	-7,56	618.975.634	1.010.629.383	63,27
NEW ZEALAND	40.109.000	112.404.000	180,25	19.975.302	93.103.200	366,09
UNITED STATES	237.387.000	217.273.000	-8,47	94.392.221	159.598.104	69,08
CANADA	10.000	0	-100,00	20	0	-100,00
ITALY	0	46.706.000	--	0	36.433.097	--
HASIL MINYAK	2.550.994.692	2.800.072.019	9,76	1.012.401.011	1.452.347.405	43,46
JAPAN	1.095.164.902	1.304.271.927	19,09	391.757.618	655.170.638	67,24
HONG KONG	2.045	3.740	82,89	2.530	5.442	115,10
KOREA, REPUBLIC OF	251.929.156	307.994.852	22,25	98.267.653	155.302.063	58,04
TAIWAN	83.823.195	39.636.293	-52,71	36.730.082	17.468.726	-52,44
CHINA	313.797.327	200.803.886	-36,01	113.235.966	87.841.066	-22,43
PAPUA NEW GUINEA	28.866	0	-100,00	36.480	0	-100,00
THAILAND	51.964.187	25.576.020	-50,78	34.515.450	22.629.296	-34,44
SINGAPORE	666.872.241	767.772.172	15,13	310.524.976	456.876.891	47,13
PHILIPPINES	778.141	674.314	-13,34	756.123	704.825	-6,78
MALAYSIA	59.691.124	60.946.256	2,10	22.670.967	29.046.373	28,12
MYANMAR (FORM. BURMA)	29.682	0	-100,00	36.104	0	-100,00
VIET NAM	93.587	53.301	-43,05	109.323	73.160	-33,08
MALDIVES	1.539	3.842	149,64	426	4.981	1.069,25
INDIA	24.540.536	89.518.801	264,78	2.404.978	24.178.785	905,36
PAKISTAN	21.080	907.084	4.203,06	25.126	1.202.519	4.685,95
BANGLADESH	363.057	0	-100,00	266.413	0	-100,00
IRAN (ISLAMIC REPUBLIC OF)	0	179.950	--	0	63.000	--
SYRIA ARAB REPUBLIC	16.660	0	-100,00	17.826	0	-100,00
SOUTH AFRICA	3	13.260	441.900,00	10	16.708	166.980,00
AUSTRALIA	6	79.333	1.322.116,67	6	113.665	1.894.316,67
NEW ZEALAND	90.979	134.810	48,18	115.190	177.650	54,22
FIJI	0	12.720	--	0	21.380	--
EAST TIMOR	1.287.481	890.820	-30,81	517.912	687.400	32,73
UNITED STATES	192.010	0	-100,00	47.282	0	-100,00
UNITED KINGDOM	2.000	356	-82,20	1	207	20.600,00
NETHERLANDS	0	250	--	0	16	--
GERMANY, FED. REP. OF	8	0	-100,00	5	0	-100,00
FINLAND	4.760	251.198	5.177,27	5.250	318.886	5.974,02
UKRAINE	33.320	16.660	-50,00	39.180	18.243	-53,44
RUSSIA FEDERATION	266.800	330.174	23,75	318.134	425.485	33,74
GAS ALAM	8.777.420.368	8.803.442.371	0,30	3.602.205.178	5.525.719.660	53,40
JAPAN	5.867.977.179	5.879.401.562	0,19	2.180.365.567	3.217.570.600	47,57
KOREA, REPUBLIC OF	1.642.717.803	1.766.119.421	7,51	798.287.013	1.394.567.036	74,69
CHINA	1.248.471.731	1.129.206.889	-9,55	611.650.466	885.175.520	44,72
THAILAND	18.253.655	28.710.000	57,28	11.902.132	28.401.953	138,63
SINGAPORE	0	399	--	0	80	--
MALAYSIA	0	4.100	--	0	4.471	--
KARET ALAM	4.857.298	4.907.052	1,02	6.643.059	8.182.186	23,17
JAPAN	104.338	105.802	1,40	465.978	501.187	7,56
HONG KONG	374.379	841.880	124,87	558.240	1.319.207	136,32
KOREA, REPUBLIC OF	48.007	360.468	650,87	27.932	876.452	3.037,81
CHINA	1.405.080	2.385.728	69,79	1.876.239	3.806.430	102,88
SINGAPORE	376.211	366.853	-2,49	183.548	189.535	3,26
MALAYSIA	27	25.000	92.492,59	315	33.726	10.606,67
TURKEY	294.780	599.990	103,54	380.635	1.020.233	168,03
NEW ZEALAND	0	9.750	--	0	13.503	--
UNITED STATES	1.550.323	108	-99,99	1.989.957	17.010	-99,15
BRAZIL	100.324	0	-100,00	128.560	0	-100,00
MARTINIQUE	92	0	-100,00	157	0	-100,00
UNITED KINGDOM	40.320	0	-100,00	60.682	0	-100,00
NETHERLANDS	106.114	0	-100,00	283.626	0	-100,00
FRANCE	23	0	-100,00	44	0	-100,00
GERMANY, FED. REP. OF	182.150	211.410	16,06	274.226	394.103	43,71
DENMARK	0	63	--	0	10.800	--
FINLAND	600	0	-100,00	594	0	-100,00
ITALY	274.530	0	-100,00	412.326	0	-100,00
KOPI	76.390.592	151.852.598	98,78	157.868.156	333.786.754	111,43
JAPAN	16.523.454	22.018.879	33,26	31.247.621	52.014.078	66,46
HONG KONG	424.154	406.073	-4,26	799.330	928.225	16,13
KOREA, REPUBLIC OF	18.005	137.087	661,38	28.264	367.896	1.201,64

TABEL 5. PERKEMBANGAN EKSPOR INDONESIA MENURUT KOMODITI DAN NEGARA TUJUAN

JENIS BARANG	BERAT BERSIH (KG)		PERUB	NILAI FOB (US \$)		PERUB
	JAN-MEI 2007	JAN-MEI 2008	%	JAN-MEI 2007	JAN-MEI 2008	%
	(1)	(2)	(3)	(4)	(5)	(6)
TAIWAN	1.279.197	1.228.925	-3,93	3.072.322	3.494.530	13,74
CHINA	158.558	331.200	108,88	299.020	668.408	123,53
PAPUA NEW GUINEA	0	1.124	--	0	1.541	--
SINGAPORE	6.607.461	2.719.983	-58,83	14.783.513	6.141.095	-58,46
PHILIPPINES	18.000	3.741.399	20.685,55	42.275	6.952.900	16.346,84
MALAYSIA	3.909.586	4.952.942	26,69	5.516.476	9.316.035	68,88
INDIA	686.000	5.364.239	681,96	819.830	9.342.966	1.039,62
PAKISTAN	0	99	--	0	57	--
IRAN (ISLAMIC REPUBLIC OF)	527.400	150.600	-71,44	933.534	341.256	-63,44
SAUDI ARABIA	0	21.000	--	0	56.700	--
ISRAEL	0	17.760	--	0	36.497	--
LEBANON	3.776	0	-100,00	7.800	0	-100,00
UNITED ARAB EMIRATES	233.101	311.100	33,46	407.470	670.989	64,67
EGYPT	1.289.520	3.314.400	157,03	2.279.548	6.708.754	194,30
MOROCCO	1.021.200	2.457.000	140,60	1.460.561	4.726.930	223,64
ALGERIA	574.200	6.774.000	1.079,73	794.078	14.059.755	1.670,58
BURKINA FASO	0	17.999	--	0	54.600	--
SOUTH AFRICA	1.923.000	3.561.496	85,21	2.608.299	7.742.649	196,85
AUSTRALIA	703.199	3.656.399	419,97	1.722.411	7.898.661	358,58
NEW ZEALAND	129.180	214.632	66,15	375.843	747.526	98,89
AMERICAN SAMOA	13.451	0	-100,00	4.917	0	-100,00
FIJI	157	0	-100,00	664	0	-100,00
SOLOMON ISLANDS	0	686	--	0	1.614	--
TUVALU	0	7.604	--	0	12.413	--
UNITED STATES	14.165.515	25.719.439	81,56	44.257.268	71.205.021	60,89
CANADA	857.100	1.201.920	40,23	2.427.323	4.173.689	71,95
MEXICO	190.500	2.130.000	1.018,11	575.642	4.762.386	727,32
ARGENTINA	57.600	0	-100,00	68.544	0	-100,00
ECUADOR	307.200	1.166.400	279,69	476.160	2.174.802	356,74
UNITED KINGDOM	1.007.638	4.343.398	331,05	2.335.560	7.644.075	227,29
NETHERLANDS	138.180	319.100	130,93	365.588	1.057.149	189,16
FRANCE	126.080	1.043.400	727,57	131.045	1.964.603	1.399,18
GERMANY, FED. REP. OF	9.341.653	31.520.018	237,41	17.429.506	61.554.106	253,16
AUSTRIA	0	105.252	--	0	166.868	--
BELGIUM	1.413.600	2.758.095	95,11	2.530.212	6.398.330	152,88
SWITZERLAND	304.200	456.300	50,00	485.581	961.119	97,93
DENMARK	335.540	219.000	-34,73	687.660	501.549	-27,06
NORWAY	54.000	72.000	33,33	131.240	226.770	72,79
SWEDEN	277.807	356.100	28,18	632.963	982.109	55,16
IRELAND	270.000	110.400	-59,11	699.675	370.650	-47,03
ITALY	2.896.000	8.297.750	186,52	4.677.001	16.350.050	249,58
SPAIN	270.600	350.400	29,49	413.900	715.366	72,84
PORTUGAL	808.800	533.900	-33,99	1.315.893	1.179.521	-10,36
GREECE	366.600	597.000	62,85	625.984	1.263.374	101,82
POLAND	1.351.740	828.000	-38,75	1.751.029	1.576.907	-9,94
ROMANIA	1.669.200	1.348.800	-19,19	2.143.840	2.450.617	14,31
BULGARIA	1.352.400	2.146.800	58,74	1.939.326	4.512.852	132,70
ARMENIA	285.000	137.700	-51,68	496.575	362.528	-26,99
UKRAINE	0	18.000	--	0	33.003	--
LATVIA	0	162.000	--	0	270.648	--
ESTONIA	18.000	666.000	3.600,00	57.600	1.133.064	1.867,13
GEORGIA	2.177.040	2.797.800	28,51	3.272.525	5.280.977	61,37
CZECH REPUBLIC	0	273.000	--	0	450.870	--
RUSSIA FEDERATION	306.000	768.000	150,98	736.740	1.777.676	141,29
KAYU BULAT	41.838	466	-98,89	36.133	1.205	-96,67
JAPAN	20.060	465	-97,68	10.483	1.200	-88,55
KOREA, REPUBLIC OF	12	0	-100,00	19	0	-100,00
THAILAND	3	0	-100,00	61	0	-100,00
SINGAPORE	1.101	1	-99,91	9.967	5	-99,95
PHILIPPINES	10	0	-100,00	80	0	-100,00
VIET NAM	9	0	-100,00	61	0	-100,00
UNITED ARAB EMIRATES	20.493	0	-100,00	10.001	0	-100,00
UNITED STATES	2	0	-100,00	35	0	-100,00
UNITED KINGDOM	148	0	-100,00	5.426	0	-100,00
UDANG SEGAR/BEKU	53.715.383	61.309.423	14,14	366.617.109	415.348.404	13,29
JAPAN	16.386.100	15.421.953	-5,88	137.451.192	129.009.896	-6,14
HONG KONG	2.709.704	1.686.522	-37,76	13.702.956	8.203.568	-40,13
KOREA, REPUBLIC OF	243.952	214.344	-12,14	1.590.865	1.608.904	1,13
TAIWAN	920.946	1.132.502	22,97	1.480.858	3.511.603	137,13
CHINA	995.666	3.456.076	247,11	4.156.545	9.055.467	117,86
MACAU	539	7.441	1.280,52	2.875	7.437	158,68
THAILAND	26.571	108.091	306,80	265.263	594.758	124,21
SINGAPORE	1.189.784	746.867	-37,23	2.415.045	2.407.341	-0,32
PHILIPPINES	27.226	8.564	-68,54	135.893	72.936	-46,33
MALAYSIA	2.290.821	2.165.243	-5,48	3.375.082	2.821.500	-16,40
CAMBODIA	0	150	--	0	10	--

TABEL 5. PERKEMBANGAN EKSPOR INDONESIA MENURUT KOMODITI DAN NEGARA TUJUAN

JENIS BARANG	BERAT BERSIH (KG)		PERUB	NILAI FOB (US \$)		PERUB
	JAN-MEI 2007	JAN-MEI 2008	%	JAN-MEI 2007	JAN-MEI 2008	%
	(1)	(2)	(3)	(4)	(5)	(6)
BRUNEI DARUSSALAM	0	5.486	--	0	68.225	--
VIET NAM	218.340	278.128	27,38	1.875.810	2.633.068	40,37
INDIA	10.798	0	-100,00	69.985	0	-100,00
PAKISTAN	0	25	--	0	32	--
SRI LANKA	13.168	0	-100,00	9.869	0	-100,00
KUWAIT	240	0	-100,00	4.944	0	-100,00
TURKEY	51.302	37.232	-27,43	74.049	48.401	-34,64
UNITED ARAB EMIRATES	11.949	131.219	998,16	91.028	633.661	596,12
CYPRUS	22.222	27.489	23,70	188.019	213.491	13,55
EGYPT	210.321	273.748	30,16	1.240.575	1.709.228	37,78
REUNION	94.854	161.308	70,06	738.462	1.415.954	91,74
SOUTH AFRICA	12.621	531	-95,79	53.323	1.495	-97,20
MAURITIUS	59.390	34.184	-42,44	385.185	239.287	-37,88
AUSTRALIA	326.063	253.843	-22,15	2.483.368	1.355.473	-45,42
NEW ZEALAND	38.979	17.078	-56,19	196.469	95.930	-51,17
GUAM	0	660	--	0	21.545	--
AMERICAN SAMOA	0	5	--	0	5	--
UNITED STATES	17.775.369	26.360.154	48,30	133.863.129	192.126.285	43,52
CANADA	216.848	230.712	6,39	1.317.020	1.310.105	-0,53
PERU	16.634	0	-100,00	88.716	0	-100,00
TRINIDAD AND TOBAGO	0	16.798	--	0	112.030	--
PUERTO RICO	370.439	460.251	24,24	2.019.282	2.961.472	46,66
NETHERLANDS ANTILLES	17.990	0	-100,00	137.851	0	-100,00
UNITED KINGDOM	3.137.301	2.514.400	-19,85	19.327.657	17.141.116	-11,31
NETHERLANDS	162.809	442.325	171,68	1.072.869	2.736.008	155,02
FRANCE	176.736	135.984	-23,06	961.886	1.044.446	8,58
GERMANY, FED. REP. OF	560.133	881.347	57,35	3.556.908	6.247.765	75,65
BELGIUM	4.275.589	3.219.938	-24,69	25.861.795	21.180.516	-18,10
SWITZERLAND	74.175	58.324	-21,37	555.392	381.361	-31,33
DENMARK	127.011	95.335	-24,94	895.164	728.898	-18,57
SWEDEN	116.881	43.448	-62,83	939.682	415.124	-55,82
IRELAND	0	15.375	--	0	244.715	--
ITALY	529.532	521.441	-1,53	2.010.784	1.969.717	-2,04
SPAIN	86.743	18.178	-79,04	642.154	99.692	-84,48
PORTUGAL	20.000	26.655	33,28	58.650	82.239	40,22
GREECE	7.200	10.875	51,04	73.678	65.284	-11,39
UKRAINE	0	14.710	--	0	92.172	--
LITHUANIA	13.880	0	-100,00	115.701	0	-100,00
LATVIA	69.605	0	-100,00	421.468	0	-100,00
GEORGIA	74.736	0	-100,00	452.307	0	-100,00
RUSSIA FEDERATION	24.216	74.484	207,58	257.356	680.244	164,32
TEH	16.086.675	36.247.599	125,33	21.796.106	50.929.969	133,67
JAPAN	11.000	507.891	4.517,19	41.378	770.375	1.761,80
HONG KONG	2.572	18.097	603,62	7.722	10.932	41,57
KOREA, REPUBLIC OF	36	1.299	3.508,33	240	803	234,58
TAIWAN	66.904	404.810	505,06	120.774	458.994	280,04
CHINA	36.010	165.160	358,65	26.158	156.894	499,79
THAILAND	96	0	-100,00	695	0	-100,00
SINGAPORE	153.732	262.960	71,05	206.513	358.520	73,61
PHILIPPINES	74	0	-100,00	560	0	-100,00
MALAYSIA	2.356.569	3.226.035	36,90	2.670.341	4.697.073	75,90
BRUNEI DARUSSALAM	0	3.893	--	0	4.645	--
MALDIVES	0	154	--	0	409	--
INDIA	308.040	1.665.750	440,76	397.724	1.947.416	389,64
PAKISTAN	2.533.864	5.074.085	100,25	4.485.528	8.576.880	91,21
SRI LANKA	27.792	191.540	589,19	42.305	308.530	629,30
AFGHANISTAN	202.879	292.185	44,02	262.113	403.511	53,95
IRAN (ISLAMIC REPUBLIC OF)	37.400	0	-100,00	53.432	0	-100,00
SAUDI ARABIA	75.141	159.301	112,00	87.701	219.908	150,75
ISRAEL	0	118.600	--	0	144.813	--
JORDAN	0	10.600	--	0	13.752	--
SYRIA ARAB REPUBLIC	0	8.000	--	0	15.040	--
TURKEY	0	204.520	--	0	342.147	--
UNITED ARAB EMIRATES	804.791	2.353.034	192,38	776.045	2.983.189	284,41
EGYPT	13.200	610.780	4.527,12	17.420	968.131	5.457,58
KENYA	60.250	162.000	168,88	36.749	97.200	164,50
NIGERIA	24.200	0	-100,00	36.640	0	-100,00
UGANDA	45	0	-100,00	422	0	-100,00
DJIBOUTI	39.300	145.694	270,72	23.580	97.558	313,73
SOUTH AFRICA	144.000	202.680	40,75	265.376	436.396	64,44
AUSTRALIA	56.022	242.949	333,67	81.817	349.807	327,55
NEW ZEALAND	241.507	231.285	-4,23	254.245	271.690	6,86
VANUATU	0	113	--	0	171	--
FIJI	0	64.560	--	0	88.849	--
SAMOA	0	1.850	--	0	2.800	--
EAST TIMOR	20.400	0	-100,00	22.542	0	-100,00
UNITED STATES	1.357.170	2.517.646	85,51	2.095.977	3.305.527	57,71

TABEL 5. PERKEMBANGAN EKSPOR INDONESIA MENURUT KOMODITI DAN NEGARA TUJUAN

JENIS BARANG	BERAT BERSIH (KG)		PERUB	NILAI FOB (US \$)		PERUB
	JAN-MEI 2007	JAN-MEI 2008	%	JAN-MEI 2007	JAN-MEI 2008	%
	(1)	(2)	(3)	(4)	(5)	(6)
CANADA	189.668	347.514	83,22	255.328	474.974	86,03
GUATEMALA	10.600	0	-100,00	13.886	0	-100,00
SURINAME	180	0	-100,00	88	0	-100,00
CHILE	40.000	283.460	608,65	51.500	457.108	787,59
UNITED KINGDOM	1.122.459	4.064.893	262,14	1.498.086	5.780.256	285,84
NETHERLANDS	687.876	1.469.746	113,66	834.949	2.113.365	153,11
FRANCE	0	15.106	--	0	43.303	--
GERMANY, FED. REP. OF	1.835.883	3.068.282	67,13	2.071.527	3.609.093	74,22
SWITZERLAND	0	48	--	0	120	--
DENMARK	0	28.200	--	0	49.200	--
SWEDEN	0	10.400	--	0	10.483	--
FINLAND	71.000	0	-100,00	89.740	0	-100,00
IRELAND	24.800	0	-100,00	35.224	0	-100,00
ITALY	11.000	15.569	41,54	12.320	34.559	180,51
SPAIN	7.003	0	-100,00	12.706	0	-100,00
POLAND	385.323	1.302.206	237,95	394.852	2.025.399	412,95
KAZAKHSTAN	0	48.000	--	0	60.116	--
KYRGYZSTAN	0	34.995	--	0	47.312	--
UKRAINE	240.406	281.973	17,29	352.577	369.083	4,68
LATVIA	30.318	84.347	178,21	49.255	141.748	187,78
CZECH REPUBLIC	0	1.921	--	0	17.981	--
RUSSIA FEDERATION	2.857.165	6.343.468	122,02	4.110.071	8.663.909	110,80
-LADA HITAM	5.083.733	21.048.236	314,03	12.955.742	60.637.113	368,03
JAPAN	122.114	176.554	44,58	288.269	688.076	138,69
HONG KONG	31.000	31.478	1,54	84.560	109.591	29,60
KOREA, REPUBLIC OF	90.077	118.000	31,00	290.235	434.545	49,72
TAIWAN	75.450	61.500	-18,49	197.950	99.900	-49,53
CHINA	0	30.000	--	0	108.995	--
SINGAPORE	418.143	818.365	95,71	650.160	1.814.692	179,11
PHILIPPINES	659	136.341	20.589,07	1.038	25.897	2.394,89
MALAYSIA	72.387	26.731	-63,07	153.486	87.283	-43,13
NEPAL	0	140.400	--	0	481.409	--
VIET NAM	97.498	1.533.330	1.472,68	202.218	4.942.300	2.344,05
INDIA	255.533	2.804.800	997,63	566.325	9.265.646	1.536,10
PAKISTAN	29.881	45.000	50,60	74.261	143.400	93,10
EGYPT	8.095	0	-100,00	4.000	0	-100,00
BENIN	0	19.050	--	0	55.245	--
NIGER	20.000	0	-100,00	42.000	0	-100,00
SOUTH AFRICA	35.938	28.657	-20,26	52.850	13.378	-74,69
AUSTRALIA	26.460	209.791	692,86	118.384	811.282	585,30
UNITED STATES	3.504.000	13.192.755	276,51	9.304.777	35.998.804	286,89
CANADA	113.058	50.035	-55,74	358.750	168.492	-53,03
DOMINICAN REPUBLIC	0	4.685	--	0	15.750	--
NETHERLANDS	70.705	727.000	928,22	256.464	2.556.466	896,81
FRANCE	38.000	240.716	533,46	101.275	828.205	717,78
GERMANY, FED. REP. OF	60.000	102.375	70,63	153.000	326.387	113,32
BELGIUM	0	3.054	--	0	7.375	--
ITALY	0	61.000	--	0	226.804	--
PORTUGAL	0	2.518	--	0	5.263	--
BULGARIA	0	34.949	--	0	82.163	--
UKRAINE	0	13.000	--	0	48.750	--
RUSSIA FEDERATION	14.735	436.152	2.859,97	55.740	1.291.015	2.216,14
-LADA PUTIH	5.660.253	8.752.948	54,64	22.691.851	43.132.909	90,08
JAPAN	450.647	825.090	83,09	1.806.972	4.032.617	123,17
HONG KONG	31.192	15.999	-48,71	109.475	88.450	-19,21
KOREA, REPUBLIC OF	45.288	16.765	-62,98	191.110	66.175	-65,37
TAIWAN	88.000	121.000	37,50	327.447	490.195	49,70
CHINA	0	34.000	--	0	177.750	--
SINGAPORE	1.367.060	1.809.197	32,34	5.435.850	8.839.531	62,62
PHILIPPINES	2.704	2.794	3,33	4.889	7.098	45,18
MALAYSIA	175.671	210.531	19,84	680.265	1.028.705	51,22
VIET NAM	218.316	623.000	185,37	987.133	3.024.566	206,40
INDIA	155.254	372.600	139,99	622.861	1.748.690	180,75
PAKISTAN	0	3.688	--	0	9.029	--
SAUDI ARABIA	17.000	0	-100,00	84.150	0	-100,00
NIGERIA	0	100	--	0	700	--
SOUTH AFRICA	15.000	17.000	13,33	53.250	95.200	78,78
AUSTRALIA	30.000	102.000	240,00	142.150	518.715	264,91
EAST TIMOR	4	0	-100,00	8	0	-100,00
UNITED STATES	1.015.000	1.970.000	94,09	4.139.106	10.266.425	148,03
CANADA	0	58.101	--	0	303.136	--
DOMINICAN REPUBLIC	10.042	19.511	94,29	27.800	68.370	145,94
UNITED KINGDOM	15.000	31.000	106,67	68.825	160.700	133,49
NETHERLANDS	1.020.071	1.278.000	25,29	3.983.296	6.163.181	54,73
FRANCE	0	32.000	--	0	147.760	--
GERMANY, FED. REP. OF	904.000	856.002	-5,31	3.654.589	4.276.750	17,02

TABEL 5. PERKEMBANGAN EKSPOR INDONESIA MENURUT KOMODITI DAN NEGARA TUJUAN

JENIS BARANG	BERAT BERSIH (KG)		PERUB	NILAI FOB (US \$)		PERUB
	JAN-MEI 2007	JAN-MEI 2008	%	JAN-MEI 2007	JAN-MEI 2008	%
	(1)	(2)	(3)	(4)	(5)	(6)
BELGIUM	68.000	204.000	200,00	243.150	987.086	305,96
ITALY	0	66.000	--	0	228.837	--
SPAIN	0	49.000	--	0	256.330	--
PORTUGAL	7.004	20.570	193,69	10.500	83.288	693,22
POLAND	25.000	0	-100,00	119.025	0	-100,00
BULGARIA	0	15.000	--	0	63.625	--
-KAYU MANIS DAN BUNGANYA	10.814.349	13.835.015	27,93	7.987.592	11.839.852	48,23
JAPAN	10.325	0	-100,00	12.978	0	-100,00
KOREA, REPUBLIC OF	37.540	90.422	140,87	37.389	64.293	71,96
TAIWAN	11.602	260	-97,76	9.318	100	-98,93
CHINA	31.350	0	-100,00	24.060	0	-100,00
THAILAND	961.128	1.057.356	10,01	663.786	1.017.687	53,32
SINGAPORE	381.019	277.327	-27,21	225.407	225.423	0,01
PHILIPPINES	441	385	-12,70	795	952	19,75
MALAYSIA	437.371	620.416	41,85	263.597	646.712	145,34
VIET NAM	17.999	0	-100,00	9.238	0	-100,00
MALDIVES	0	291	--	0	515	--
INDIA	285.724	293.446	2,70	237.995	255.151	7,21
PAKISTAN	17.000	0	-100,00	11.050	0	-100,00
IRAN (ISLAMIC REPUBLIC OF)	64.000	0	-100,00	49.600	0	-100,00
SAUDI ARABIA	10.000	10.000	0,00	2.500	9.690	287,60
ISRAEL	0	69.000	--	0	44.896	--
JORDAN	48.000	12.968	-72,98	14.400	10.653	-26,02
SYRIA ARAB REPUBLIC	75.000	114.550	52,73	41.360	76.985	86,13
TURKEY	150.000	102.000	-32,00	80.661	39.372	-51,19
UNITED ARAB EMIRATES	325.850	267.017	-18,06	127.301	155.540	22,18
EGYPT	85.410	35.090	-58,92	54.593	29.713	-45,57
LIBYAN ARAB JAMAHIRIYA	22.000	0	-100,00	11.550	0	-100,00
MOROCCO	36.000	234.500	551,39	9.600	136.742	1.324,40
TUNISIA	48.950	40.000	-18,28	42.064	41.979	-0,20
ALGERIA	209.401	55.870	-73,32	122.157	65.046	-46,75
REUNION	10.385	270	-97,40	5.816	129	-97,78
SOUTH AFRICA	37.999	46.529	22,45	26.755	49.155	83,72
MAURITIUS	5.999	6.009	0,17	5.488	4.815	-12,26
AUSTRALIA	243	12.761	5.151,44	269	19.885	7.292,19
NEW ZEALAND	76	0	-100,00	844	0	-100,00
EAST TIMOR	10.000	0	-100,00	5.505	0	-100,00
UNITED STATES	4.581.969	5.944.201	29,73	3.875.589	5.164.948	33,27
CANADA	196.999	233.596	18,58	144.065	208.135	44,47
MEXICO	17.000	18.000	5,88	12.425	14.400	15,90
PANAMA	0	10.000	--	0	17.350	--
SURINAME	0	207	--	0	810	--
VENEZUELA	17.000	206.161	1.112,71	12.495	169.170	1.253,90
BRAZIL	458.057	505.503	10,36	278.856	411.390	47,53
COLOMBIA	0	46.000	--	0	28.830	--
PUERTO RICO	9.500	0	-100,00	8.865	0	-100,00
DOMINICAN REPUBLIC	378.336	609.408	61,08	207.836	423.319	103,68
DOMINICA	36.000	54.000	50,00	6.480	13.140	102,78
UNITED KINGDOM	13.100	23.000	75,57	16.915	18.490	9,31
NETHERLANDS	445.591	1.003.560	125,22	329.249	760.164	130,88
FRANCE	237.000	409.223	72,67	206.051	368.225	78,71
GERMANY, FED. REP. OF	296.730	462.367	55,82	253.820	449.568	77,12
AUSTRIA	0	46	--	0	144	--
BELGIUM	66.105	269.000	306,93	35.237	248.625	605,58
DENMARK	18.000	0	-100,00	9.700	0	-100,00
NORWAY	18.000	0	-100,00	17.097	0	-100,00
SWEDEN	1	13.714	1.371.300,00	4	19.623	490.475,00
FINLAND	19.999	0	-100,00	12.353	0	-100,00
ITALY	74.788	57.670	-22,89	77.663	63.409	-18,35
SPAIN	78.800	69.000	-12,44	44.433	39.630	-10,81
PORTUGAL	117.520	136.000	15,72	80.373	154.462	92,18
GREECE	201.997	246.191	21,88	146.698	239.333	63,15
POLAND	119.300	99.681	-16,45	78.193	71.971	-7,96
ROMANIA	26.726	0	-100,00	9.219	0	-100,00
RUSSIA FEDERATION	55.019	72.020	30,90	27.900	59.283	112,48
-BIJI PALA & BUNGANYA DAN KAPI	8.142.312	7.628.302	-6,31	23.569.413	25.593.630	8,59
JAPAN	217.539	270.064	24,15	1.641.257	1.966.161	19,80
HONG KONG	19.508	9	-99,95	33.313	41	-99,88
KOREA, REPUBLIC OF	163.932	163.345	-0,36	235.598	232.326	-1,39
TAIWAN	4.662	598	-87,17	5.345	1.503	-71,88
CHINA	28.018	17.427	-37,80	10.372	8.749	-15,65
THAILAND	68.495	87.092	27,15	278.034	391.326	40,75
SINGAPORE	433.485	539.459	24,45	1.959.981	2.893.560	47,63
PHILIPPINES	20.742	16.687	-19,55	43.683	42.126	-3,56
MALAYSIA	419.815	391.086	-6,84	944.411	1.345.728	42,49
MYANMAR (FORM. BURMA)	19.990	6.247	-68,75	51.073	21.106	-58,67

TABEL 5. PERKEMBANGAN EKSPOR INDONESIA MENURUT KOMODITI DAN NEGARA TUJUAN

JENIS BARANG	BERAT BERSIH (KG)		PERUB	NILAI FOB (US \$)		PERUB
	JAN-MEI 2007	JAN-MEI 2008	%	JAN-MEI 2007	JAN-MEI 2008	%
	(1)	(2)	(3)	(4)	(5)	(6)
VIET NAM	3.175.954	2.549.529	-19,72	3.840.972	4.241.295	10,42
MALDIVES	0	121	--	0	163	--
INDIA	503.206	417.392	-17,05	1.471.083	1.405.752	-4,44
PAKISTAN	50.174	68.999	37,52	264.649	420.552	58,91
BANGLADESH	64.162	51.198	-20,21	332.055	270.648	-18,49
AFGHANISTAN	0	8.000	--	0	64.000	--
SAUDI ARABIA	46.813	0	-100,00	27.291	0	-100,00
KUWAIT	799	0	-100,00	2.231	0	-100,00
LEBANON	14.999	0	-100,00	61.000	0	-100,00
YEMEN	0	3.146	--	0	9.778	--
UNITED ARAB EMIRATES	28.157	124.911	343,62	42.932	319.245	643,61
QATAR	585	0	-100,00	654	0	-100,00
EGYPT	0	2.807	--	0	6.953	--
MOROCCO	58.328	57.801	-0,90	182.906	206.410	12,85
GHANA	30.000	15.000	-50,00	152.500	78.750	-48,36
NIGERIA	15.000	28.738	91,59	99.000	86.800	-12,32
BENIN	36.746	39.851	8,45	10.775	11.238	4,30
SOUTH AFRICA	39.000	0	-100,00	174.200	0	-100,00
AUSTRALIA	42.655	45.151	5,85	124.023	184.419	48,70
UNITED STATES	358.659	554.409	54,58	1.380.972	1.999.428	44,78
CANADA	11.499	27.950	143,06	52.650	88.139	67,41
MEXICO	0	11.821	--	0	8.827	--
CHILE	0	14.168	--	0	67.315	--
ARGENTINA	40.558	188.966	365,92	120.578	276.352	129,19
BRAZIL	14.000	14.040	0,29	39.200	88.374	125,44
DOMINICAN REPUBLIC	12.620	20.355	61,29	34.040	72.125	111,88
UNITED KINGDOM	0	1.250	--	0	3.035	--
NETHERLANDS	1.029.593	888.841	-13,67	4.505.323	3.647.695	-19,04
FRANCE	24.499	22.999	-6,12	142.525	177.680	24,67
GERMANY, FED. REP. OF	372.997	238.197	-36,14	1.711.893	1.295.370	-24,33
AUSTRIA	0	16	--	0	53	--
BELGIUM	450.797	366.304	-18,74	2.342.658	1.997.408	-14,74
ITALY	190.901	195.681	2,50	856.762	966.420	12,80
SPAIN	54.009	83.998	55,53	186.489	418.670	124,50
UKRAINE	13.500	13.500	0,00	40.712	41.145	1,06
RUSSIA FEDERATION	65.916	81.149	23,11	166.273	236.965	42,52
-PANILI	60.863	71.792	17,96	783.863	836.261	6,68
JAPAN	370	281	-24,05	11.683	4.770	-59,17
HONG KONG	40	155	287,50	1.124	1.580	40,57
TAIWAN	320	0	-100,00	5.490	0	-100,00
CHINA	0	950	--	0	22.704	--
SINGAPORE	60	471	685,00	1.733	2.190	26,37
MALAYSIA	480	3.458	620,42	3.850	9.804	154,65
AUSTRALIA	100	352	252,00	2.245	7.326	226,33
UNITED STATES	49.316	49.401	0,17	626.848	454.980	-27,42
CANADA	4.473	0	-100,00	20.000	0	-100,00
BRAZIL	398	0	-100,00	9.020	0	-100,00
DOMINICA	370	120	-67,57	13.087	3.600	-72,49
UNITED KINGDOM	1.672	2.057	23,03	46.272	47.741	3,17
NETHERLANDS	117	10.000	8.447,01	1.042	205.000	19.573,70
GERMANY, FED. REP. OF	2.755	4.547	65,05	35.647	76.566	114,79
SWITZERLAND	392	0	-100,00	5.822	0	-100,00
-LAINNYA	5.030.960	6.764.574	34,46	8.029.757	8.691.456	8,24
JAPAN	151.097	222.935	47,54	197.194	260.440	32,07
HONG KONG	16.724	17.723	5,97	82.001	114.484	39,61
KOREA, REPUBLIC OF	61.522	18.068	-70,63	68.441	29.593	-56,76
TAIWAN	70.309	37.345	-46,88	146.008	82.989	-43,16
CHINA	62.777	118.638	88,98	101.182	21.530	-78,72
THAILAND	32.950	20.936	-36,46	135.092	65.880	-51,23
SINGAPORE	679.322	589.003	-13,30	604.636	900.748	48,97
PHILIPPINES	0	27.329	--	0	16.902	--
MALAYSIA	344.687	1.371.327	297,85	404.602	932.189	130,40
MYANMAR (FORM. BURMA)	7.490	6.738	-10,04	1.397	22.763	1.529,42
BRUNEI DARUSSALAM	1.543	10.407	574,47	211.847	26.818	-87,34
NEPAL	40.500	12.042	-70,27	64.448	12.100	-81,23
VIET NAM	954.082	918.860	-3,69	982.907	1.044.806	6,30
MALDIVES	0	21	--	0	86	--
INDIA	976.784	1.056.765	8,19	1.206.767	1.827.112	51,41
PAKISTAN	71.119	368.734	418,47	101.943	210.392	106,38
BANGLADESH	5.209	151.557	2.809,52	18.304	98.769	439,60
SAUDI ARABIA	708.495	371.508	-47,56	1.732.591	629.973	-63,64
ISRAEL	0	10.000	--	0	2.300	--
KUWAIT	5.704	0	-100,00	15.912	0	-100,00
JORDAN	10.000	31.851	218,51	2.200	19.664	793,82
LEBANON	8.500	0	-100,00	2.508	0	-100,00
YEMEN	12.048	18.114	50,35	35.715	53.325	49,31

TABEL 5. PERKEMBANGAN EKSPOR INDONESIA MENURUT KOMODITI DAN NEGARA TUJUAN

JENIS BARANG	BERAT BERSIH (KG)		PERUB	NILAI FOB (US \$)		PERUB
	JAN-MEI 2007	JAN-MEI 2008	%	JAN-MEI 2007	JAN-MEI 2008	%
	(1)	(2)	(3)	(4)	(5)	(6)
SYRIA ARAB REPUBLIC	57.899	147.050	153,98	32.285	37.460	16,03
UNITED ARAB EMIRATES	135.018	322.362	138,75	54.674	226.793	314,81
QATAR	2.872	0	-100,00	2.732	0	-100,00
BAHRAIN	1.260	8.000	534,92	393	1.200	205,34
EGYPT	111.673	229.520	105,53	45.547	144.576	217,42
TOGO	0	143	--	0	1.351	--
NIGERIA	13.950	0	-100,00	21.330	0	-100,00
BENIN	12.000	0	-100,00	8.400	0	-100,00
SOUTH AFRICA	0	48.520	--	0	15.158	--
AUSTRALIA	88.382	31.888	-63,92	297.507	112.401	-62,22
NEW ZEALAND	4.020	2.010	-50,00	23.445	17.206	-26,61
MICRONESIA, FEDERATED STATES	0	94	--	0	154	--
UNITED STATES	151.618	260.416	71,76	657.472	1.196.284	81,95
CANADA	98	9.385	9.476,53	389	5.717	1.369,67
MEXICO	0	4.178	--	0	3.120	--
BRAZIL	22.021	13.265	-39,76	137.576	68.081	-50,51
UNITED KINGDOM	0	15.631	--	0	27.150	--
NETHERLANDS	96.907	206.628	113,22	312.010	212.107	-32,02
FRANCE	25.292	26.265	3,85	164.889	195.497	18,56
GERMANY, FED. REP. OF	43.645	14.502	-66,77	135.551	15.604	-88,49
AUSTRIA	0	143	--	0	453	--
BELGIUM	30.200	25.013	-17,18	8.200	20.262	147,10
SWITZERLAND	0	800	--	0	2.800	--
SWEDEN	2	0	-100,00	7	0	-100,00
ITALY	108	201	86,11	315	632	100,63
SPAIN	7.000	1.000	-85,71	2.965	3.900	31,53
PORTUGAL	0	1.441	--	0	3.013	--
GREECE	0	3	--	0	9	--
POLAND	0	11.533	--	0	5.353	--
UKRAINE	6.000	0	-100,00	8.086	0	-100,00
LATVIA	0	4.674	--	0	2.283	--
CROATIA	0	8	--	0	29	--
RUSSIA FEDERATION	133	0	-100,00	289	0	-100,00
TEBAKAU	11.265.986	10.486.629	-6,92	25.350.279	29.886.547	17,89
JAPAN	1.667	0	-100,00	8.844	0	-100,00
CHINA	23.760	153.760	547,14	28.512	1.077.983	3.680,80
SINGAPORE	76.322	1	-100,00	85.859	2	-100,00
PHILIPPINES	735.226	1.090.996	48,39	833.025	2.511.375	201,48
MALAYSIA	651.533	901.065	38,30	571.160	2.600.032	355,22
VIET NAM	257.400	399.968	55,39	167.310	353.620	111,36
PAKISTAN	403	0	-100,00	705	0	-100,00
SRI LANKA	125.255	187.888	50,00	1.822.020	3.058.725	67,88
YEMEN	0	9	--	0	60	--
UNITED ARAB EMIRATES	0	128.400	--	0	308.160	--
EGYPT	352.711	93.600	-73,46	376.468	160.002	-57,50
SOUTH AFRICA	20.000	98.700	393,50	16.000	182.372	1.039,83
AUSTRALIA	0	76.800	--	0	449.280	--
UNITED STATES	927.491	1.293.676	39,48	954.355	1.627.787	70,56
HONDURAS	5.704	77.610	1.260,62	135.137	301.729	123,28
NICARAGUA	0	144.821	--	0	492.591	--
ARGENTINA	200	0	-100,00	1.817	0	-100,00
BRAZIL	0	5	--	0	7	--
PARAGUAY	120.000	0	-100,00	96.000	0	-100,00
PUERTO RICO	234.024	216.135	-7,64	504.902	415.672	-17,67
DOMINICAN REPUBLIC	14.340	231.834	1.516,69	158.654	2.293.146	1.345,38
UNITED KINGDOM	240.840	231.660	-3,81	136.350	393.822	188,83
NETHERLANDS	660.621	467.708	-29,20	1.661.835	1.286.242	-22,60
FRANCE	612.123	174.916	-71,42	922.123	472.164	-48,80
GERMANY, FED. REP. OF	1.683.002	390.129	-76,82	7.623.214	3.392.041	-55,50
BELGIUM	1.867.136	1.383.217	-25,92	6.370.334	6.009.104	-5,67
SWITZERLAND	733	62.940	8.486,63	29.881	242.796	712,54
DENMARK	84.218	0	-100,00	447.232	0	-100,00
NORWAY	59.539	0	-100,00	179.213	0	-100,00
IRELAND	136.620	0	-100,00	328.284	0	-100,00
ITALY	164.685	72.377	-56,05	339.877	166.218	-51,09
SPAIN	45.535	135.534	197,65	304.727	346.865	13,83
PORTUGAL	500	0	-100,00	4.180	0	-100,00
POLAND	37.272	0	-100,00	55.216	0	-100,00
UKRAINE	238.363	133.920	-43,82	153.085	171.416	11,97
LATVIA	166.075	60.000	-63,87	24.911	43.200	73,42
RUSSIA FEDERATION	1.722.688	2.278.960	32,29	1.009.049	1.530.136	51,64
BIJI COKLAT	136.620.884	139.940.897	2,43	191.150.239	277.105.937	44,97
JAPAN	0	38.475	--	0	117.429	--
KOREA, REPUBLIC OF	0	3	--	0	17	--
TAIWAN	0	1.258	--	0	2.387	--
CHINA	6.568.485	8.978.535	36,69	9.314.376	18.111.898	94,45

TABEL 5. PERKEMBANGAN EKSPOR INDONESIA MENURUT KOMODITI DAN NEGARA TUJUAN

JENIS BARANG	BERAT BERSIH (KG)		PERUB	NILAI FOB (US \$)		PERUB
	JAN-MEI 2007	JAN-MEI 2008	%	JAN-MEI 2007	JAN-MEI 2008	%
	(1)	(2)	(3)	(4)	(5)	(6)
THAILAND	2.646.000	3.203.983	21,09	1.930.764	5.693.967	194,91
SINGAPORE	13.689.457	16.582.594	21,13	21.051.261	35.725.409	69,71
PHILIPPINES	32.000	0	-100,00	1.608	0	-100,00
MALAYSIA	77.353.244	96.379.518	24,60	109.858.433	188.864.667	71,92
INDIA	29.000	150.000	417,24	16.030	244.975	1.428,23
SRI LANKA	0	15.000	--	0	43.725	--
SAUDI ARABIA	28.000	0	-100,00	25.050	0	-100,00
UNITED ARAB EMIRATES	0	1	--	0	1	--
EGYPT	60.000	0	-100,00	27.000	0	-100,00
UNITED STATES	26.902.929	6.049.627	-77,51	36.391.849	13.134.788	-63,91
CANADA	0	5.500.000	--	0	9.679.530	--
BRAZIL	0	2.717.590	--	0	4.887.160	--
COLOMBIA	6.950.000	0	-100,00	8.745.200	0	-100,00
COSTA RICA	0	16.000	--	0	11.840	--
NETHERLANDS	258.813	50.069	-80,65	411.131	111.154	-72,96
FRANCE	8	61.706	771.225,00	15	101.882	679.113,33
GERMANY, FED. REP. OF	302.990	137.502	-54,62	418.087	326.077	-22,01
BELGIUM	1.407.500	0	-100,00	2.413.655	0	-100,00
DENMARK	0	4	--	0	11	--
SWEDEN	9	0	-100,00	221	0	-100,00
ITALY	12.449	32	-99,74	18.997	112	-99,41
SPAIN	180.000	59.000	-67,22	192.062	48.908	-74,54
POLAND	200.000	0	-100,00	334.500	0	-100,00
-IKAN TONGKOL/TUNA	22.676.952	26.899.075	18,62	54.534.610	61.945.983	13,59
JAPAN	7.037.834	7.331.856	4,18	28.002.618	29.769.645	6,31
HONG KONG	994.789	1.040.433	4,59	1.126.256	1.398.906	24,21
KOREA, REPUBLIC OF	499.322	976.662	95,60	1.628.598	1.834.950	12,67
TAIWAN	1.235.196	1.069.835	-13,39	1.039.860	1.829.802	75,97
CHINA	1.643.992	1.830.679	11,36	831.469	945.557	13,72
THAILAND	3.327.682	6.231.112	87,25	3.586.802	6.870.492	91,55
SINGAPORE	1.554.118	554.742	-64,31	3.325.266	1.245.510	-62,54
PHILIPPINES	1.214.555	315.296	-74,04	366.886	210.502	-42,62
MALAYSIA	210.989	440.497	108,78	281.121	892.649	217,53
VIET NAM	679.065	3.213.937	373,29	1.116.796	3.220.204	188,34
SRI LANKA	0	70.304	--	0	104.684	--
SAUDI ARABIA	500	0	-100,00	6.475	0	-100,00
ISRAEL	0	141.724	--	0	214.031	--
KUWAIT	55.996	950	-98,30	55.996	9.720	-82,64
JORDAN	500	513	2,60	5.717	5.850	2,33
LEBANON	500	7.256	1.351,20	2.000	22.926	1.046,30
OMAN	0	52.000	--	0	57.450	--
UNITED ARAB EMIRATES	6.267	27.041	331,48	32.232	74.001	129,59
EGYPT	25.321	273.349	979,53	91.148	235.802	158,70
MOROCCO	201	0	-100,00	201	0	-100,00
KENYA	108	0	-100,00	129.600	0	-100,00
REUNION	0	12.000	--	0	54.960	--
SENEGAL	135.000	0	-100,00	127.690	0	-100,00
BENIN	26.530	0	-100,00	248.880	0	-100,00
SOUTH AFRICA	25.997	208.000	700,09	22.098	300.040	1.257,77
MAURITIUS	0	68.256	--	0	184.787	--
AUSTRALIA	23.915	70.011	192,75	138.851	218.249	57,18
NEW ZEALAND	0	27.000	--	0	97.000	--
EAST TIMOR	29.010	0	-100,00	29.010	0	-100,00
UNITED STATES	2.238.989	2.059.794	-8,00	8.854.102	9.367.823	5,80
CANADA	17.801	66.949	276,10	190.597	536.288	181,37
MEXICO	141.506	106.338	-24,85	1.132.149	757.088	-33,13
PANAMA	378.000	0	-100,00	333.610	0	-100,00
URUGUAY	54.592	0	-100,00	9.281	0	-100,00
TRINIDAD AND TOBAGO	612.000	0	-100,00	565.490	0	-100,00
UNITED KINGDOM	42.244	12.377	-70,70	138.238	43.273	-68,70
NETHERLANDS	202.332	214.675	6,10	101.200	140.718	39,05
FRANCE	0	8.971	--	0	26.131	--
GERMANY, FED. REP. OF	17.050	34.859	104,45	141.552	263.065	85,84
AUSTRIA	11.000	11.691	6,28	11.000	11.691	6,28
BELGIUM	95.798	93.887	-1,99	357.735	257.964	-27,89
MONACO	17.195	0	-100,00	70.752	0	-100,00
DENMARK	20.013	0	-100,00	25.463	0	-100,00
FINLAND	0	16.080	--	0	207.774	--
ITALY	0	197.530	--	0	338.038	--
GREECE	0	21.960	--	0	42.608	--
POLAND	48.000	0	-100,00	339.950	0	-100,00
UKRAINE	0	5.199	--	0	12.340	--
RUSSIA FEDERATION	53.045	85.312	60,83	67.921	143.465	111,22
-UBUR-UBUR	2.199.632	4.531.106	105,99	4.198.460	8.191.421	95,11
JAPAN	361.596	1.103.998	205,31	1.243.427	2.826.705	127,33
HONG KONG	90.636	96.810	6,81	245.445	279.747	13,98

TABEL 5. PERKEMBANGAN EKSPOR INDONESIA MENURUT KOMODITI DAN NEGARA TUJUAN

JENIS BARANG	BERAT BERSIH (KG)		PERUB	NILAI FOB (US \$)		PERUB
	JAN-MEI 2007	JAN-MEI 2008	%	JAN-MEI 2007	JAN-MEI 2008	%
(1)	(2)	(3)	(4)	(5)	(6)	(7)
KOREA, REPUBLIC OF	234.890	382.870	63,00	388.053	739.637	90,60
TAIWAN	55.940	264.288	372,45	88.853	433.525	387,91
CHINA	427.275	118.013	-72,38	233.772	37.311	-84,04
MACAU	35	322	820,00	771	895	16,08
THAILAND	1.969	44.928	2.181,77	5.234	34.671	562,42
SINGAPORE	17.324	73.897	326,56	41.230	55.585	34,82
PHILIPPINES	165	0	-100,00	835	0	-100,00
MALAYSIA	13.393	151.016	1.027,57	35.943	113.962	217,06
VIET NAM	7.000	663.113	9.373,04	18.033	420.924	2.234,19
IRAN (ISLAMIC REPUBLIC OF)	1.210	369	-69,50	5.135	1.292	-74,84
SAUDI ARABIA	710	0	-100,00	6.604	0	-100,00
ISRAEL	0	6.559	--	0	24.325	--
KUWAIT	1.992	1.376	-30,92	4.481	1.713	-61,77
JORDAN	474	1.324	179,32	912	2.929	221,16
LEBANON	0	133	--	0	659	--
SYRIA ARAB REPUBLIC	0	182	--	0	1.014	--
TURKEY	1.087	2.935	170,01	4.155	4.502	8,35
UNITED ARAB EMIRATES	538	1.285	138,85	1.340	1.260	-5,97
CYPRUS	0	38	--	0	378	--
EGYPT	18	0	-100,00	151	0	-100,00
SOUTH AFRICA	46.634	52.483	12,54	129.111	150.748	16,76
MAURITIUS	0	129	--	0	775	--
AUSTRALIA	480	5.049	951,88	1.819	18.726	929,47
NEW ZEALAND	828	189	-77,17	1.659	464	-72,03
EAST TIMOR	1.190	0	-100,00	3.345	0	-100,00
UNITED STATES	408.740	845.839	106,94	744.176	1.856.714	149,50
CANADA	207.316	157.428	-24,06	434.552	345.552	-20,48
VENEZUELA	0	115	--	0	134	--
ARGENTINA	0	665	--	0	1.600	--
BRAZIL	0	2.528	--	0	1.539	--
PERU	0	314	--	0	722	--
DOMINICA	0	68	--	0	879	--
UNITED KINGDOM	47.251	84.999	79,89	65.653	113.882	73,46
NETHERLANDS	47.397	55.062	16,17	164.831	101.579	-38,37
FRANCE	51.515	179.147	247,76	70.269	283.710	303,75
GERMANY, FED. REP. OF	80.979	88.549	9,35	107.971	104.747	-2,99
AUSTRIA	2.758	4.243	53,84	8.596	9.684	12,66
BELGIUM	14.524	33.368	129,74	43.808	76.050	73,60
SWITZERLAND	7.027	2.106	-70,03	10.540	2.667	-74,70
DENMARK	3.228	6.607	104,68	2.722	4.047	48,68
NORWAY	143	781	446,15	566	1.132	100,00
SWEDEN	1.876	5.170	175,59	2.913	6.466	121,97
FINLAND	300	0	-100,00	479	0	-100,00
ITALY	35.588	52.353	47,11	44.611	77.179	73,00
SPAIN	4.799	5.790	20,65	4.760	4.945	3,89
PORTUGAL	1.460	2.927	100,48	2.086	3.036	45,54
GREECE	1.539	2.576	67,38	3.529	5.744	62,77
HUNGARY	1.793	3.498	95,09	2.098	5.892	180,84
POLAND	1.551	2.452	58,09	3.142	3.056	-2,74
ROMANIA	374	410	9,63	958	856	-10,65
UKRAINE	433	734	69,52	688	967	40,55
LITHUANIA	1.758	2.046	16,38	3.318	2.858	-13,86
ESTONIA	285	619	117,19	563	768	36,41
CROATIA	843	108	-87,19	977	1.335	36,64
MALTA	0	27	--	0	194	--
CZECH REPUBLIC	1.545	2.197	42,20	4.259	5.476	28,57
RUSSIA FEDERATION	9.226	17.074	85,06	10.087	16.264	61,24
-KEPITING, KERANG-KERANGAN	27.350.769	24.133.824	-11,76	69.638.991	76.248.724	9,49
JAPAN	537.264	581.706	8,27	1.704.795	1.907.463	11,89
HONG KONG	2.839.431	1.935.294	-31,84	5.079.888	5.667.923	11,58
KOREA, REPUBLIC OF	1.113.913	1.527.316	37,11	1.564.212	3.584.414	129,15
TAIWAN	440.050	964.231	119,12	483.078	1.151.750	138,42
CHINA	5.752.901	1.256.754	-78,15	3.067.440	1.472.071	-52,01
MACAU	0	4.123	--	0	4.121	--
THAILAND	3.195.192	356.861	-88,83	3.306.206	655.798	-80,16
SINGAPORE	2.522.991	1.273.649	-49,52	3.203.007	3.012.427	-5,95
PHILIPPINES	1.161	1.102	-5,08	22.370	31.737	41,87
MALAYSIA	1.235.148	2.159.024	74,80	1.546.419	4.666.664	201,77
VIET NAM	461.238	5.623.965	1.119,32	710.322	4.100.073	477,21
INDIA	329.740	511.187	55,03	796.682	1.020.805	28,13
TURKEY	23.113	19.980	-13,56	82.494	29.970	-63,67
UNITED ARAB EMIRATES	0	12	--	0	10	--
QATAR	1.000	0	-100,00	8.551	0	-100,00
CYPRUS	31.046	35.244	13,52	86.972	71.654	-17,61
EGYPT	44.434	51.179	15,18	46.596	51.573	10,68
SUDAN	440	0	-100,00	880	0	-100,00
SENEGAL	78.543	0	-100,00	214.610	0	-100,00

TABEL 5. PERKEMBANGAN EKSPOR INDONESIA MENURUT KOMODITI DAN NEGARA TUJUAN

JENIS BARANG	BERAT BERSIH (KG)		PERUB	NILAI FOB (US \$)		PERUB
	JAN-MEI 2007	JAN-MEI 2008	%	JAN-MEI 2007	JAN-MEI 2008	%
	(1)	(2)	(3)	(4)	(5)	(6)
GAMBIA	0	31.680	--	0	30.096	--
SOUTH AFRICA	0	7.105	--	0	19.600	--
MAURITIUS	0	38.109	--	0	96.534	--
AUSTRALIA	292.926	102.546	-64,99	762.162	727.193	-4,59
NEW ZEALAND	0	45	--	0	222	--
UNITED STATES	4.622.113	3.222.022	-30,29	36.914.071	35.570.740	-3,64
CANADA	189.443	159.448	-15,83	595.489	960.345	61,27
MEXICO	74.264	144.042	93,96	209.356	321.250	53,45
PANAMA	59.533	40.011	-32,79	181.293	114.135	-37,04
VENEZUELA	196	0	-100,00	72	0	-100,00
PUERTO RICO	296.451	93.977	-68,30	1.023.222	316.282	-69,09
DOMINICAN REPUBLIC	0	7.715	--	0	47.978	--
MARTINIQUE	13.074	10.431	-20,22	54.978	24.248	-55,90
UNITED KINGDOM	5.053	22.291	341,14	4.670	242.553	5.093,85
NETHERLANDS	129.529	128.678	-0,66	976.564	824.854	-15,54
FRANCE	102.215	48.434	-52,62	297.276	69.384	-76,66
GERMANY, FED. REP. OF	10.302	18.011	74,83	28.434	47.151	65,83
AUSTRIA	0	175	--	0	300	--
BELGIUM	60.437	27.397	-54,67	169.960	87.406	-48,57
SWITZERLAND	0	935	--	0	895	--
DENMARK	7.794	15	-99,81	26.986	15	-99,94
NORWAY	699	0	-100,00	339	0	-100,00
SWEDEN	814	43	-94,72	1.628	250	-84,64
ITALY	2.333.272	2.884.119	23,61	5.277.796	7.018.924	32,99
SPAIN	192.254	322.353	67,67	293.124	883.707	201,48
PORTUGAL	195.651	250.145	27,85	554.546	705.516	27,22
GREECE	24.000	226.704	844,60	69.600	585.551	741,31
UKRAINE	24.960	0	-100,00	9.984	0	-100,00
LATVIA	3.701	0	-100,00	15.600	0	-100,00
CROATIA	60.044	18.278	-69,56	182.092	53.491	-70,62
MALTA	18.167	9.602	-47,15	51.754	23.775	-54,06
RUSSIA FEDERATION	26.272	17.886	-31,92	13.473	47.876	255,35
-BEKICOT	1.507.506	1.450.902	-3,75	2.057.387	3.864.694	87,84
JAPAN	10.680	0	-100,00	33.100	0	-100,00
HONG KONG	65.520	345.035	426,61	67.280	1.834.272	2.626,33
KOREA, REPUBLIC OF	41.902	8.699	-79,24	104.202	23.523	-77,43
TAIWAN	524.469	644.120	22,81	618.178	814.878	31,82
CHINA	27.235	1.530	-94,38	73.105	6.120	-91,63
MACAU	0	3.160	--	0	3.160	--
SINGAPORE	412.764	33.486	-91,89	322.013	88.614	-72,48
MALAYSIA	44.349	13.979	-68,48	26.083	7.372	-71,74
SOUTH AFRICA	41.524	110.033	164,99	90.101	296.928	229,55
UNITED STATES	54.284	19.268	-64,51	64.713	56.381	-12,88
CANADA	122.175	167.031	36,71	289.188	368.192	27,32
MEXICO	0	9.569	--	0	24.700	--
FRANCE	70.994	70.994	0,00	224.231	253.854	13,21
GERMANY, FED. REP. OF	13.213	0	-100,00	38.293	0	-100,00
BELGIUM	59.997	23.998	-60,00	94.900	86.700	-8,64
DENMARK	18.400	0	-100,00	12.000	0	-100,00
-IKAN LAINNYA	97.260.508	80.401.928	-17,33	101.675.833	118.040.399	16,09
JAPAN	4.027.952	6.156.594	52,85	15.824.334	18.706.517	18,21
HONG KONG	7.078.503	5.182.486	-26,79	16.481.176	15.631.897	-5,15
KOREA, REPUBLIC OF	3.419.909	3.115.120	-8,91	4.581.023	4.629.162	1,05
TAIWAN	3.550.708	5.470.121	54,06	4.575.002	4.413.684	-3,53
CHINA	8.060.679	6.615.959	-17,92	4.623.202	6.091.349	31,76
MACAU	349	2.740	685,10	3.600	7.904	119,56
PAPUA NEW GUINEA	20.000	0	-100,00	5.000	0	-100,00
THAILAND	31.697.816	9.296.460	-70,67	10.006.713	9.463.435	-5,43
SINGAPORE	17.619.209	12.720.293	-27,80	16.074.705	16.552.415	2,97
PHILIPPINES	768.076	1.912.161	148,95	802.147	934.172	16,46
MALAYSIA	13.101.657	14.152.819	8,02	9.892.090	12.856.042	29,96
BRUNEI DARUSSALAM	2.677	135	-94,96	5.280	6.330	19,89
VIET NAM	1.437.762	6.721.837	367,52	2.068.189	5.728.500	176,98
INDIA	54.010	28.117	-47,94	35.307	45.233	28,11
PAKISTAN	0	8	--	0	15	--
SRI LANKA	111.240	127.300	14,44	117.946	194.821	65,18
IRAN (ISLAMIC REPUBLIC OF)	0	2.729	--	0	135.811	--
SAUDI ARABIA	5.115	228.532	4.367,88	20.885	407.792	1.852,56
ISRAEL	0	276.635	--	0	662.834	--
KUWAIT	1.915	1.429	-25,38	3.767	4.553	20,87
JORDAN	12.436	1.989	-84,01	19.731	6.814	-65,47
LEBANON	118.109	92.733	-21,49	110.759	85.277	-23,01
OMAN	78.000	0	-100,00	53.750	0	-100,00
SYRIA ARAB REPUBLIC	5.786	5.349	-7,55	8.408	8.895	5,79
TURKEY	506	29	-94,27	1.475	400	-72,88
UNITED ARAB EMIRATES	207.300	265.702	28,17	303.060	495.402	63,47

TABEL 5. PERKEMBANGAN EKSPOR INDONESIA MENURUT KOMODITI DAN NEGARA TUJUAN

JENIS BARANG	BERAT BERSIH (KG)		PERUB	NILAI FOB (US \$)		PERUB
	JAN-MEI 2007	JAN-MEI 2008	%	JAN-MEI 2007	JAN-MEI 2008	%
	(1)	(2)	(3)	(4)	(5)	(6)
QATAR	250	1.510	504,00	3.000	21.322	610,73
BAHRAIN	25.702	193	-99,25	65.449	835	-98,72
CYPRUS	842	842	0,00	5.252	6.093	16,01
EGYPT	168.809	271.042	60,56	135.804	215.694	58,83
MOROCCO	0	108	--	0	445	--
ALGERIA	25.389	51.270	101,94	41.723	86.481	107,27
REUNION	48.072	24.000	-50,07	240.000	118.200	-50,75
MOZAMBIQUE	88.048	243.058	176,05	109.980	303.833	176,26
TOGO	0	31.310	--	0	36.764	--
GHANA	210.000	982.000	367,62	169.000	870.064	414,83
CONGO	16.188	0	-100,00	18.175	0	-100,00
BENIN	0	15.500	--	0	18.200	--
SOUTH AFRICA	187.992	24.392	-87,02	209.180	41.168	-80,32
MAURITIUS	196.067	219.180	11,79	250.168	273.254	9,23
AUSTRALIA	1.122.375	655.718	-41,58	2.167.200	1.885.277	-13,01
NEW ZEALAND	1.326	37.472	2.725,94	5.118	47.944	836,77
GUAM	24.999	0	-100,00	36.250	0	-100,00
NEW CALEDONIA	0	14.290	--	0	15.147	--
AMERICAN SAMOA	0	37.290	--	0	41.565	--
FIJI	14.000	35.034	150,24	12.600	37.345	196,39
SAMOA	145.258	334.743	130,45	149.986	358.823	139,24
TONGA	0	37.190	--	0	40.652	--
EAST TIMOR	124	0	-100,00	780	0	-100,00
UNITED STATES	1.866.791	2.392.067	28,14	6.744.169	8.920.430	32,27
CANADA	31.822	37.728	18,56	97.456	190.728	95,71
MEXICO	39.597	270.644	583,50	60.741	1.120.722	1.745,08
PANAMA	167.180	115.843	-30,71	233.372	157.826	-32,37
VENEZUELA	309	424	37,22	175	2.232	1.175,43
ARGENTINA	37.916	381	-99,00	213.373	5.120	-97,60
BRAZIL	2.700	2.569	-4,85	1.222	2.150	75,94
URUGUAY	75.920	0	-100,00	62.720	0	-100,00
PARAGUAY	0	300	--	0	2.233	--
PERU	523	289	-44,74	2.792	1.023	-63,36
PUERTO RICO	226.004	230.284	1,89	1.045.800	1.185.738	13,38
DOMINICAN REPUBLIC	73.956	112.341	51,90	293.572	459.781	56,62
FRENCH POLYNESIA	0	87.607	--	0	73.343	--
MARTINIQUE	21.969	8.838	-59,77	64.487	20.546	-68,14
GUADELOUPE	0	17.999	--	0	50.000	--
UNITED KINGDOM	173.577	186.769	7,60	486.228	441.509	-9,20
NETHERLANDS	97.044	185.445	91,09	175.703	285.835	62,68
FRANCE	141.173	177.339	25,62	386.808	375.003	-3,05
GERMANY, FED. REP. OF	42.796	58.113	35,79	194.699	286.259	47,03
AUSTRIA	3.833	2.355	-38,56	19.527	12.200	-37,52
BELGIUM	66.680	254.494	281,66	270.630	914.528	237,93
SWITZERLAND	3.356	3.397	1,22	10.582	21.376	102,00
DENMARK	8.801	30.976	251,96	27.403	41.442	51,23
NORWAY	756	2.593	242,99	2.620	5.292	101,98
SWEDEN	4.391	6.565	49,51	43.495	65.847	51,39
FINLAND	168	0	-100,00	353	0	-100,00
IRELAND	0	561	--	0	1.804	--
ITALY	189.094	170.496	-9,84	681.786	578.649	-15,13
SPAIN	32.767	88.165	169,07	539.028	218.722	-59,42
PORTUGAL	16.890	4.975	-70,54	49.359	16.343	-66,89
GREECE	4.014	35.783	791,45	13.624	91.365	570,62
DEMOCRATIC REPUBLIC OF THE CC	0	284.723	--	0	305.144	--
HUNGARY	3.858	4.439	15,06	11.122	8.303	-25,35
POLAND	10.880	15.473	42,22	58.494	88.360	51,06
ROMANIA	790	0	-100,00	461	0	-100,00
UKRAINE	24.773	1.532	-93,82	34.835	1.818	-94,78
LITHUANIA	21.473	259	-98,79	270.119	893	-99,67
ESTONIA	72.793	36.966	-49,22	84.678	194.713	129,95
GEORGIA	0	387	--	0	339	--
CROATIA	172	79	-54,07	214	1.451	578,04
MALTA	400	20.801	5.100,25	2.912	50.528	1.635,16
SLOVENIA	40	250	525,00	393	3.345	751,15
CZECH REPUBLIC	7.555	8.039	6,41	45.664	63.858	39,84
RUSSIA FEDERATION	132.592	150.221	13,30	208.003	285.241	37,13
-BIJI BUNGA	23.659	35.586	50,41	807.701	1.230.038	52,29
SINGAPORE	98	183	86,73	207.311	365.058	76,09
MALAYSIA	579	0	-100,00	1.716	0	-100,00
VIET NAM	1.206	0	-100,00	1.606	0	-100,00
INDIA	21.284	34.840	63,69	17.877	27.872	55,91
AUSTRALIA	245	0	-100,00	582	0	-100,00
UNITED KINGDOM	14	64	357,14	26.671	164.759	517,75
NETHERLANDS	187	235	25,67	489.306	594.476	21,49
FRANCE	36	252	600,00	18.869	16.804	-10,94
DENMARK	10	12	20,00	43.763	61.069	39,54

TABEL 5. PERKEMBANGAN EKSPOR INDONESIA MENURUT KOMODITI DAN NEGARA TUJUAN

JENIS BARANG	BERAT BERSIH (KG)		PERUB	NILAI FOB (US \$)		PERUB
	JAN-MEI 2007	JAN-MEI 2008	%	JAN-MEI 2007	JAN-MEI 2008	%
(1)	(2)	(3)	(4)	(5)	(6)	(7)
-BIJI KAPAS	14.918.378	631.780	-95,77	3.792.101	164.707	-95,66
JAPAN	385.000	385.000	0,00	59.295	92.875	56,63
TAIWAN	202.180	246.780	22,06	33.908	71.832	111,84
MALAYSIA	14.331.169	0	-100,00	3.698.868	0	-100,00
GERMANY, FED. REP. OF	29	0	-100,00	30	0	-100,00
-BIJI LAINNYA	32.354.448	27.549.679	-14,85	10.972.409	7.892.312	-28,07
JAPAN	597.511	15.074.603	2.422,90	806.449	1.620.654	100,96
HONG KONG	269.470	871.957	223,58	351.733	1.035.928	194,52
KOREA, REPUBLIC OF	44.397	363.334	718,38	32.336	208.747	545,56
TAIWAN	357.965	166.199	-53,57	149.563	178.539	19,37
CHINA	479.935	857.013	78,57	627.668	1.165.151	85,63
THAILAND	27.992	829.224	2.862,36	250.216	712.104	184,60
SINGAPORE	457.006	293.722	-35,73	392.962	267.495	-31,93
PHILIPPINES	130.200	187.771	44,22	57.132	231.392	305,01
MALAYSIA	9.107.554	1.310.514	-85,61	2.789.313	1.381.591	-50,47
BRUNEI DARUSSALAM	4.786	9.071	89,53	7.977	15.906	99,40
VIET NAM	809.999	174.068	-78,51	577.438	266.916	-53,78
INDIA	438.849	255.925	-41,68	365.252	225.413	-38,29
PAKISTAN	970	21.362	2.102,27	2.720	28.042	930,96
JORDAN	590	125	-78,81	5.832	2.855	-51,05
UNITED ARAB EMIRATES	150	6.057	3.938,00	1.300	32.465	2.397,31
CAMEROON	0	208	--	0	66.825	--
MAURITIUS	25.045	0	-100,00	2.352	0	-100,00
AUSTRALIA	14.300	21.252	48,62	30.605	50.042	63,51
UNITED STATES	19.568	52.124	166,37	105.926	83.229	-21,43
UNITED KINGDOM	17	0	-100,00	17	0	-100,00
NETHERLANDS	1.505.100	27.828	-98,15	724.982	59.515	-91,79
GERMANY, FED. REP. OF	3.847.050	0	-100,00	3.312.336	0	-100,00
BELGIUM	30	0	-100,00	900	0	-100,00
ITALY	14.215.964	7.027.322	-50,57	377.400	259.503	-31,24
BULU BEBEK	161.444	22.050	-86,34	149.254	24.691	-83,46
KOREA, REPUBLIC OF	487	550	12,94	12.270	5.665	-53,83
TAIWAN	159.689	21.500	-86,54	121.351	19.026	-84,32
VIET NAM	422	0	-100,00	10.921	0	-100,00
NEW ZEALAND	1	0	-100,00	22	0	-100,00
SPAIN	845	0	-100,00	4.690	0	-100,00
DAMAR DAN GETAH DAMAR	19.375.473	13.761.733	-28,97	14.228.288	10.290.237	-27,68
JAPAN	393.867	372.240	-5,49	295.311	274.320	-7,11
KOREA, REPUBLIC OF	494.400	1.113.599	125,24	367.248	818.916	122,99
TAIWAN	691.200	1.324.894	91,68	501.696	987.360	96,80
CHINA	57.600	96.000	66,67	41.568	71.040	70,90
THAILAND	599.210	211.200	-64,75	472.836	157.440	-66,70
SINGAPORE	0	22.000	--	0	16.610	--
PHILIPPINES	153.600	38.400	-75,00	110.592	26.976	-75,61
MALAYSIA	115.200	76.800	-33,33	83.232	59.520	-28,49
INDIA	5.523.197	3.125.396	-43,41	4.010.429	2.282.865	-43,08
PAKISTAN	2.227.199	1.228.800	-44,83	1.604.160	915.225	-42,95
BANGLADESH	556.800	153.600	-72,41	407.808	114.432	-71,94
JORDAN	0	19.200	--	0	14.400	--
SYRIA ARAB REPUBLIC	0	48.000	--	0	45.125	--
TURKEY	268.800	115.200	-57,14	199.776	86.976	-56,46
UNITED ARAB EMIRATES	0	19.218	--	0	14.798	--
MOROCCO	0	40.363	--	0	34.511	--
NIGERIA	0	19.200	--	0	13.440	--
SOUTH AFRICA	0	57.600	--	0	44.928	--
AUSTRALIA	0	16.000	--	0	23.179	--
NEW ZEALAND	0	19.200	--	0	14.400	--
UNITED STATES	0	24.000	--	0	28.200	--
COLOMBIA	230.400	115.200	-50,00	170.496	83.520	-51,01
ECUADOR	0	38.400	--	0	29.376	--
NETHERLANDS	2.169.600	1.190.400	-45,13	1.584.864	890.400	-43,82
FRANCE	960.000	499.199	-48,00	692.160	363.360	-47,50
GERMANY, FED. REP. OF	2.035.200	1.742.399	-14,39	1.505.280	1.376.712	-8,54
BELGIUM	1.056.000	192.000	-81,82	810.240	134.400	-83,41
FINLAND	0	288.000	--	0	211.200	--
ITALY	1.094.400	230.400	-78,95	822.336	172.800	-78,99
SPAIN	460.800	76.825	-83,33	334.560	54.720	-83,64
PORTUGAL	19.200	979.200	5.000,00	13.824	727.968	5.165,97
POLAND	0	192.000	--	0	141.696	--
ROMANIA	19.200	19.200	0,00	13.824	14.976	8,33
UKRAINE	38.400	0	-100,00	32.448	0	-100,00
LATVIA	0	19.200	--	0	13.536	--
RUSSIA FEDERATION	211.200	38.400	-81,82	153.600	30.912	-79,88

TABEL 5. PERKEMBANGAN EKSPOR INDONESIA MENURUT KOMODITI DAN NEGARA TUJUAN

JENIS BARANG	BERAT BERSIH (KG)		PERUB	NILAI FOB (US \$)		PERUB
	JAN-MEI 2007	JAN-MEI 2008	%	JAN-MEI 2007	JAN-MEI 2008	%
(1)	(2)	(3)	(4)	(5)	(6)	(7)
KOPAL DAN LAIN-LAIN	13.179.866	12.907.478	-2,07	9.655.628	10.770.785	11,55
JAPAN	90.000	200.597	122,89	103.630	326.561	215,12
HONG KONG	41.572	480	-98,85	89.800	480	-99,47
KOREA, REPUBLIC OF	45.000	42.628	-5,27	55.210	104.119	88,59
TAIWAN	146.050	81.307	-44,33	138.365	145.974	5,50
CHINA	203.509	245.200	20,49	187.865	420.195	123,67
THAILAND	70.385	60.271	-14,37	71.359	148.388	107,95
SINGAPORE	1.088.099	996.413	-8,43	1.330.417	1.618.842	21,68
PHILIPPINES	34.000	15.000	-55,88	21.111	30.250	43,29
MALAYSIA	268.455	191.530	-28,65	242.781	309.060	27,30
VIET NAM	18.358	93.006	406,62	21.630	208.361	863,30
INDIA	6.618.968	5.906.633	-10,76	4.098.774	3.184.236	-22,31
PAKISTAN	521.595	528.351	1,30	362.805	357.047	-1,59
BANGLADESH	1.283.849	1.518.384	18,27	472.405	454.106	-3,87
SRI LANKA	249.940	226.808	-9,26	105.153	73.602	-30,00
IRAN (ISLAMIC REPUBLIC OF)	19.200	0	-100,00	14.976	0	-100,00
SAUDI ARABIA	158.463	272.277	71,82	76.177	176.991	132,34
JORDAN	0	2.264	--	0	2.479	--
YEMEN	20.040	43.691	118,02	8.319	39.700	377,22
OMAN	0	2.243	--	0	1.740	--
SYRIA ARAB REPUBLIC	16.000	32.000	100,00	9.440	19.520	106,78
TURKEY	37.350	19.200	-48,59	30.613	14.400	-52,96
UNITED ARAB EMIRATES	264.600	652.982	146,78	123.718	451.002	264,54
EGYPT	0	253.201	--	0	523.588	--
LIBYAN ARAB JAMAHIRIYA	0	73.959	--	0	106.619	--
TUNISIA	60.540	35.340	-41,63	24.857	25.456	2,41
SUDAN	0	29.000	--	0	23.200	--
SOMALIA	0	18.990	--	0	9.495	--
NIGER	0	21.000	--	0	14.910	--
SOUTH AFRICA	38.400	0	-100,00	28.800	0	-100,00
AUSTRALIA	9	169	1.777,78	20	57	185,00
NEW ZEALAND	0	563	--	0	2.809	--
FIJI	6	0	-100,00	168	0	-100,00
UNITED STATES	34.913	60.058	72,02	33.929	111.988	230,07
CANADA	68	0	-100,00	1.385	0	-100,00
MEXICO	60.000	1.043	-98,26	46.800	3.609	-92,29
SURINAME	0	1.662	--	0	6.500	--
ARGENTINA	0	29	--	0	171	--
COLOMBIA	57.600	0	-100,00	44.928	0	-100,00
ECUADOR	19.200	0	-100,00	14.400	0	-100,00
UNITED KINGDOM	53.999	16.004	-70,36	138.761	39.027	-71,87
NETHERLANDS	15.000	60	-99,60	14.475	296	-97,96
FRANCE	95.829	52.702	-45,00	159.196	207.441	30,31
GERMANY, FED. REP. OF	781.335	971.459	24,33	540.840	775.905	43,46
AUSTRIA	3	0	-100,00	29	0	-100,00
BELGIUM	0	61.200	--	0	181.577	--
SWITZERLAND	13	0	-100,00	120	0	-100,00
IRELAND	10	0	-100,00	42	0	-100,00
ITALY	547.402	122.288	-77,66	876.337	605.984	-30,85
SPAIN	0	1.815	--	0	3.088	--
GREECE	51	0	-100,00	682	0	-100,00
POLAND	200.855	15.716	-92,18	150.911	10.266	-93,20
BULGARIA	0	1.555	--	0	1.986	--
RUSSIA FEDERATION	19.200	38.400	100,00	14.400	29.760	106,67
SAYUR-SAYURAN	21.594.809	34.580.648	60,13	9.506.269	15.232.866	60,24
JAPAN	1.752.144	1.188.794	-32,15	1.708.459	1.289.956	-24,50
HONG KONG	255.051	256.145	0,43	101.782	83.879	-17,59
KOREA, REPUBLIC OF	27.666	30.728	11,07	93.526	77.328	-17,32
TAIWAN	1.211.183	491.070	-59,46	450.298	242.027	-46,25
CHINA	0	764.716	--	0	158.587	--
THAILAND	126.115	575.868	356,62	99.069	448.737	352,95
SINGAPORE	6.598.996	8.877.585	34,53	2.279.562	3.596.118	57,75
PHILIPPINES	3.329.245	8.621.721	158,97	1.473.449	2.653.784	80,11
MALAYSIA	7.316.747	9.771.929	33,56	2.201.824	3.525.832	60,13
BRUNEI DARUSSALAM	28.304	22.880	-19,16	59.072	56.155	-4,94
VIET NAM	5.317	2.792.230	52.415,14	6.150	1.727.172	27.984,10
INDIA	475.811	296.460	-37,69	240.590	204.760	-14,89
PAKISTAN	0	20.000	--	0	6.290	--
SRI LANKA	296	0	-100,00	1.273	0	-100,00
SAUDI ARABIA	93.532	97.221	3,94	92.406	93.393	1,07
KUWAIT	10	14.232	142.220,00	10	21.155	211.450,00
LEBANON	95	0	-100,00	200	0	-100,00
OMAN	0	750	--	0	450	--
UNITED ARAB EMIRATES	54.005	38.313	-29,06	69.818	48.836	-30,05
QATAR	27.230	15.889	-41,65	39.335	25.486	-35,21
BAHRAIN	0	602	--	0	362	--
NIGERIA	0	821	--	0	156	--

TABEL 5. PERKEMBANGAN EKSPOR INDONESIA MENURUT KOMODITI DAN NEGARA TUJUAN

JENIS BARANG	BERAT BERSIH (KG)		PERUB	NILAI FOB (US \$)		PERUB
	JAN-MEI 2007	JAN-MEI 2008	%	JAN-MEI 2007	JAN-MEI 2008	%
	(1)	(2)	(3)	(4)	(5)	(6)
BENIN	3.284	0	-100,00	1.000	0	-100,00
AUSTRALIA	18.374	20.565	11,92	23.553	18.108	-23,12
EAST TIMOR	0	96.315	--	0	96.445	--
UNITED STATES	167.233	515.665	208,35	203.591	784.166	285,17
CANADA	14.656	20.011	36,54	16.628	25.089	50,88
UNITED KINGDOM	0	108	--	0	45	--
NETHERLANDS	16.953	15.232	-10,15	35.200	25.420	-27,78
FRANCE	1.737	0	-100,00	1.683	0	-100,00
BELGIUM	64.770	0	-100,00	303.136	0	-100,00
DENMARK	50	0	-100,00	50	0	-100,00
SWEDEN	0	34.798	--	0	23.130	--
SLOVENIA	6.005	0	-100,00	4.605	0	-100,00
BUAH-BUAHAN	86.772.454	96.165.212	10,82	48.358.578	54.818.781	13,36
JAPAN	347.766	100.075	-71,22	221.106	131.075	-40,72
HONG KONG	2.977.137	1.461.629	-50,90	1.559.137	865.551	-44,49
KOREA, REPUBLIC OF	274.908	85.751	-68,81	234.721	135.654	-42,21
TAIWAN	67.385	110.516	64,01	19.753	126.442	540,12
CHINA	3.812.237	3.482.923	-8,64	1.941.659	1.789.804	-7,82
PAPUA NEW GUINEA	0	57	--	0	190	--
SINGAPORE	2.503.789	6.732.051	168,87	1.580.679	3.715.937	135,08
PHILIPPINES	34.000	0	-100,00	9.084	0	-100,00
MALAYSIA	3.344.216	2.683.809	-19,75	1.356.401	911.220	-32,82
BRUNEI DARUSSALAM	8.773	16.917	92,83	21.830	46.078	111,08
NEPAL	7.497.169	7.031.007	-6,22	3.018.185	3.365.162	11,50
VIET NAM	383.799	366.416	-4,53	246.840	280.700	13,72
MALDIVES	0	27.600	--	0	34.622	--
INDIA	36.976.901	35.734.726	-3,36	18.988.033	19.543.948	2,93
PAKISTAN	24.939.370	29.458.559	18,12	16.997.248	18.963.485	11,57
BANGLADESH	1.259.403	6.670.599	429,66	564.016	3.631.366	543,84
IRAN (ISLAMIC REPUBLIC OF)	985.270	673.474	-31,65	341.055	312.736	-8,30
SAUDI ARABIA	317.915	384.247	20,86	151.589	229.591	51,46
KUWAIT	97.955	29.593	-69,79	41.342	20.178	-51,19
OMAN	0	15.393	--	0	9.236	--
UNITED ARAB EMIRATES	776.608	899.981	15,89	472.885	458.131	-3,12
QATAR	2.707	34.930	1.190,36	2.884	24.822	760,68
BAHRAIN	4.693	31.511	571,45	3.311	18.540	459,95
SOUTH AFRICA	16.422	0	-100,00	17.078	0	-100,00
AUSTRALIA	422	1.617	283,18	1.194	3.600	201,51
EAST TIMOR	0	12.212	--	0	13.369	--
UNITED STATES	33.481	27.766	-17,07	379.697	22.164	-94,16
SURINAME	65	0	-100,00	591	0	-100,00
NETHERLANDS	67.911	28.221	-58,44	138.992	65.208	-53,09
FRANCE	30.659	32.677	6,58	43.297	65.252	50,71
GERMANY, FED. REP. OF	11.032	0	-100,00	5.516	0	-100,00
BELGIUM	440	0	-100,00	440	0	-100,00
SWITZERLAND	21	9.630	45.757,14	15	3.370	22.366,67
ITALY	0	900	--	0	450	--
RUSSIA FEDERATION	0	20.425	--	0	30.900	--
KULIT KERANG DAN LAIN-LAIN	3.258.629	2.968.919	-8,89	1.144.115	1.065.220	-6,90
JAPAN	171.965	269.047	56,45	111.068	108.760	-2,08
HONG KONG	109.857	42.671	-61,16	32.067	16.235	-49,37
KOREA, REPUBLIC OF	99.790	25.644	-74,30	72.287	43.687	-39,56
TAIWAN	0	449	--	0	102	--
CHINA	2.509.983	2.325.005	-7,37	596.308	603.748	1,25
THAILAND	16.765	36.296	116,50	32.263	52.441	62,54
SINGAPORE	11.265	2.515	-77,67	100.246	24.456	-75,60
PHILIPPINES	10.395	0	-100,00	1.039	0	-100,00
MALAYSIA	16.915	0	-100,00	23.131	0	-100,00
VIET NAM	216.709	184.167	-15,02	106.469	100.443	-5,66
INDIA	4.905	16.346	233,25	2.462	2.492	1,22
AUSTRALIA	1.121	13.140	1.072,17	680	5.898	767,35
UNITED STATES	12.789	23	-99,82	14.834	137	-99,08
CANADA	0	950	--	0	220	--
MEXICO	0	126	--	0	390	--
UNITED KINGDOM	7.161	0	-100,00	7.801	0	-100,00
NETHERLANDS	311	25.000	7.938,59	132	8.500	6.339,39
GERMANY, FED. REP. OF	9.422	8.500	-9,79	5.250	4.250	-19,05
ITALY	58.913	18.678	-68,30	37.575	91.921	144,63
SPAIN	363	362	-0,28	503	1.540	206,16
TANAMAN OBAT	4.911.448	3.464.670	-29,46	4.084.503	3.728.372	-8,72
JAPAN	32.505	31.797	-2,18	163.391	124.291	-23,93
HONG KONG	448.642	130.033	-71,02	64.226	118.583	84,63
KOREA, REPUBLIC OF	28.540	16.982	-40,50	49.135	53.171	8,21
TAIWAN	805.528	943.026	17,07	666.767	335.509	-49,68
CHINA	64.562	215.056	233,10	66.682	80.371	20,53

TABEL 5. PERKEMBANGAN EKSPOR INDONESIA MENURUT KOMODITI DAN NEGARA TUJUAN

JENIS BARANG	BERAT BERSIH (KG)		PERUB	NILAI FOB (US \$)		PERUB
	JAN-MEI 2007	JAN-MEI 2008	%	JAN-MEI 2007	JAN-MEI 2008	%
	(1)	(2)	(3)	(4)	(5)	(6)
SINGAPORE	1.386.285	940.574	-32,15	1.182.874	920.551	-22,18
MALAYSIA	51.536	253.706	392,29	29.801	126.586	324,77
VIET NAM	23.668	74.915	216,52	14.811	41.045	177,13
MALDIVES	0	200	--	0	5.000	--
INDIA	135.580	169.455	24,99	283.538	188.665	-33,46
PAKISTAN	26.000	0	-100,00	10.400	0	-100,00
SAUDI ARABIA	656.096	243.198	-62,93	702.687	504.228	-28,24
KUWAIT	0	697	--	0	15.110	--
JORDAN	0	894	--	0	979	--
OMAN	0	13.421	--	0	10.410	--
TURKEY	0	1.105	--	0	3.166	--
UNITED ARAB EMIRATES	746.310	122.118	-83,64	197.964	109.290	-44,79
QATAR	0	4.321	--	0	6.120	--
EGYPT	38.649	0	-100,00	29.084	0	-100,00
LIBYAN ARAB JAMAHIRIYA	0	61.700	--	0	32.270	--
MOROCCO	4.980	4.072	-18,23	11.965	12.773	6,75
SUDAN	34.000	118.050	247,21	7.513	35.976	378,85
GHANA	16.240	0	-100,00	16.240	0	-100,00
CAMEROON	126.000	0	-100,00	131.700	0	-100,00
BENIN	34.000	0	-100,00	6.800	0	-100,00
NIGER	72.000	0	-100,00	14.400	0	-100,00
CHAD	72.000	0	-100,00	18.100	0	-100,00
AUSTRALIA	0	33	--	0	168	--
UNITED STATES	675	1.941	187,56	1.350	5.204	285,48
CANADA	320	1.670	421,88	1.360	3.340	145,59
SURINAME	374	0	-100,00	7.749	0	-100,00
COLOMBIA	0	66	--	0	780	--
DOMINICAN REPUBLIC	0	140	--	0	98	--
UNITED KINGDOM	781	2.230	185,53	4.419	7.558	71,03
FRANCE	3.280	12.565	283,08	114.712	663.883	478,74
GERMANY, FED. REP. OF	36.189	59.407	64,16	75.560	121.302	60,54
BELGIUM	0	60	--	0	277	--
SWITZERLAND	0	100	--	0	350	--
ITALY	21.125	0	-100,00	31.263	0	-100,00
SPAIN	7.000	0	-100,00	15.629	0	-100,00
GREECE	59	0	-100,00	1.169	0	-100,00
YUGOSLAVIA	0	36	--	0	298	--
LATVIA	6.803	126	-98,15	11.246	5.256	-53,26
RUSSIA FEDERATION	31.721	40.976	29,18	151.968	195.764	28,82
-GANGGANG LAUT	35.008.987	36.544.409	4,39	19.223.621	27.338.324	42,21
JAPAN	251.279	180.898	-28,01	1.587.808	1.027.146	-35,31
HONG KONG	5.332.190	3.207.709	-39,84	1.183.110	1.124.355	-4,97
KOREA, REPUBLIC OF	2.258.114	2.044.517	-9,46	1.393.639	1.717.890	23,27
TAIWAN	188.578	166.436	-11,74	71.505	37.804	-47,13
CHINA	10.974.870	15.463.116	40,90	4.973.171	9.390.487	88,82
THAILAND	199.694	132.111	-33,84	165.589	158.397	-4,34
SINGAPORE	47.436	27.242	-42,57	395.378	1.248.278	215,72
PHILIPPINES	3.983.004	4.550.741	14,25	2.406.509	4.162.827	72,98
MALAYSIA	307.269	590.827	92,28	534.282	621.170	16,26
VIET NAM	3.072.813	3.843.916	25,09	1.026.339	1.185.112	15,47
MOROCCO	154.000	0	-100,00	54.950	0	-100,00
TUNISIA	249.998	40.000	-84,00	107.000	37.000	-65,42
AUSTRALIA	124.000	77.747	-37,30	252.680	198.425	-21,47
UNITED STATES	1.783.365	963.217	-45,99	1.428.795	810.105	-43,30
CANADA	0	72.000	--	0	28.800	--
MEXICO	40.000	60.000	50,00	20.000	30.000	50,00
PANAMA	14.000	0	-100,00	7.000	0	-100,00
CHILE	930.288	359.977	-61,30	387.319	798.380	106,13
ARGENTINA	191.000	239.500	25,39	114.280	133.575	16,88
BRAZIL	780.000	600.000	-23,08	390.000	350.000	-10,26
DOMINICAN REPUBLIC	20.000	20.000	0,00	10.000	10.000	0,00
UNITED KINGDOM	283.500	374.600	32,13	753.054	1.459.524	93,81
NETHERLANDS	0	221	--	0	700	--
FRANCE	946.000	1.398.400	47,82	434.300	1.084.925	149,81
GERMANY, FED. REP. OF	126.000	157.005	24,61	193.200	227.090	17,54
BELGIUM	84.000	181.000	115,48	172.410	318.350	84,65
DENMARK	1.467.809	911.780	-37,88	629.802	335.568	-46,72
ITALY	0	28.000	--	0	106.718	--
SPAIN	1.136.620	790.254	-30,47	429.150	413.402	-3,67
POLAND	0	21.000	--	0	126.000	--
LITHUANIA	42.000	21.000	-50,00	25.200	102.900	308,33
RUSSIA FEDERATION	21.160	21.195	0,17	77.151	93.396	21,06
-LAINNYA	1.798.339	14.897.060	728,38	1.469.303	1.040.528	-29,18
JAPAN	10.248	1.763	-82,80	43.134	9.901	-77,05
HONG KONG	679	59.490	8.661,41	1.938	25.320	1.206,50
KOREA, REPUBLIC OF	24.617	30.474	23,79	3.746	8.021	114,12

TABEL 5. PERKEMBANGAN EKSPOR INDONESIA MENURUT KOMODITI DAN NEGARA TUJUAN

JENIS BARANG	BERAT BERSIH (KG)		PERUB	NILAI FOB (US \$)		PERUB
	JAN-MEI 2007	JAN-MEI 2008	%	JAN-MEI 2007	JAN-MEI 2008	%
	(1)	(2)	(3)	(4)	(5)	(6)
TAIWAN	731.826	1.159.421	58,43	316.694	491.936	55,33
CHINA	479.653	212.547	-55,69	36.135	32.981	-8,73
THAILAND	0	13.145.636	--	0	263.937	--
SINGAPORE	344.660	10.753	-96,88	700.490	25.417	-96,37
MALAYSIA	52.732	184.936	250,71	19.074	72.106	278,03
INDIA	12.500	0	-100,00	600	0	-100,00
SAUDI ARABIA	0	14.106	--	0	8.804	--
KUWAIT	49	66	34,69	84	15	-82,14
UNITED ARAB EMIRATES	0	150	--	0	5.850	--
QATAR	0	1.400	--	0	1.200	--
CYPRUS	0	135	--	0	496	--
EGYPT	0	177	--	0	1.576	--
REUNION	0	2.902	--	0	3.105	--
SEYCHELLES	0	338	--	0	300	--
SOUTH AFRICA	0	65	--	0	27	--
MAURITIUS	0	274	--	0	387	--
AUSTRALIA	40.022	87	-99,78	59.670	80	-99,87
UNITED STATES	40.100	25.965	-35,25	127.442	45.982	-63,92
CANADA	2.976	202	-93,21	9.467	333	-96,48
CHILE	0	1	--	0	1	--
VENEZUELA	699	0	-100,00	7.566	0	-100,00
ARGENTINA	19	0	-100,00	24	0	-100,00
UNITED KINGDOM	10.394	117	-98,87	37.995	468	-98,77
NETHERLANDS	28.465	1.871	-93,43	59.301	9.942	-83,23
FRANCE	254	6.665	2.524,02	919	7.082	670,62
GERMANY, FED. REP. OF	7.123	7.840	10,07	9.006	3.509	-61,04
BELGIUM	0	351	--	0	730	--
SWITZERLAND	22	0	-100,00	56	0	-100,00
DENMARK	0	27	--	0	21	--
ITALY	1.702	5.677	233,55	13.204	7.704	-41,65
SPAIN	4.146	608	-85,34	16.837	768	-95,44
GREECE	0	9.033	--	0	5.040	--
ANDORRA	0	69	--	0	32	--
HUNGARY	4.800	6.300	31,25	4.580	5.100	11,35
ROMANIA	653	0	-100,00	1.341	0	-100,00
CROATIA	0	7.614	--	0	2.357	--
-MUTIARA	662	574	-13,29	5.498.500	5.970.076	8,58
JAPAN	442	287	-35,07	4.284.561	3.063.050	-28,51
HONG KONG	12	26	116,67	121.484	310.332	155,45
THAILAND	9	3	-66,67	13.034	50	-99,62
SINGAPORE	32	0	-100,00	163.198	0	-100,00
MALAYSIA	0	2	--	0	63.319	--
INDIA	0	1	--	0	2.000	--
AUSTRALIA	167	255	52,69	916.223	2.531.325	176,28
-LAINNYA	152.074.514	120.957.518	-20,46	63.478.797	66.145.735	4,20
JAPAN	4.292.086	5.554.401	29,41	4.323.327	4.896.719	13,26
HONG KONG	1.279.781	322.452	-74,80	956.181	311.522	-67,42
KOREA, REPUBLIC OF	1.507.793	15.062.792	899,00	993.438	5.580.073	461,69
TAIWAN	2.085.072	2.262.315	8,50	1.149.501	1.030.312	-10,37
CHINA	22.679.179	15.213.599	-32,92	2.692.443	2.257.666	-16,15
THAILAND	11.966.927	8.598.917	-28,14	503.843	1.182.059	134,61
SINGAPORE	16.598.362	13.770.434	-17,04	18.414.521	18.801.985	2,10
PHILIPPINES	11.697.393	7.077.999	-39,49	2.600.827	2.788.537	7,22
MALAYSIA	53.309.625	25.583.935	-52,01	14.816.096	13.208.795	-10,85
MYANMAR (FORM. BURMA)	36.000	180.000	400,00	22.398	181.378	709,80
BRUNEI DARUSSALAM	331	2.156	551,36	1.270	13.108	932,13
LAO PEOPLE'S DEMOCRATIC REPU	0	20	--	0	100	--
VIET NAM	3.905.806	12.500.920	220,06	904.380	4.032.837	345,92
MALDIVES	10.178	0	-100,00	5.475	0	-100,00
INDIA	2.399.178	478.987	-80,04	3.277.664	742.088	-77,36
PAKISTAN	11.277.721	8.797.901	-21,99	1.661.210	1.194.622	-28,09
BANGLADESH	198.500	0	-100,00	158.385	0	-100,00
SRI LANKA	260.830	26.399	-89,88	396.843	39.965	-89,93
IRAQ	110.880	0	-100,00	38.376	0	-100,00
SAUDI ARABIA	40.171	18.949	-52,83	31.724	70.812	123,21
ISRAEL	0	225	--	0	3.509	--
KUWAIT	46.859	51.573	10,06	17.818	12.587	-29,36
JORDAN	0	20	--	0	10	--
LEBANON	13.957	145	-98,96	19.172	938	-95,11
YEMEN	32	0	-100,00	1.597	0	-100,00
OMAN	10.000	6.716	-32,84	5.350	6.683	24,92
TURKEY	2.150	175	-91,86	26.852	50	-99,81
UNITED ARAB EMIRATES	3.142	105.219	3.248,79	11.179	309.560	2.669,12
BAHRAIN	0	11	--	0	5	--
CYPRUS	0	13	--	0	72	--
EGYPT	149.032	1.979	-98,67	94.340	18.914	-79,95

TABEL 5. PERKEMBANGAN EKSPOR INDONESIA MENURUT KOMODITI DAN NEGARA TUJUAN

JENIS BARANG	BERAT BERSIH (KG)		PERUB	NILAI FOB (US \$)		PERUB
	JAN-MEI 2007	JAN-MEI 2008	%	JAN-MEI 2007	JAN-MEI 2008	%
	(1)	(2)	(3)	(4)	(5)	(6)
MOROCCO	0	31.429	--	0	44.403	--
TUNISIA	0	51.000	--	0	68.154	--
TANZANIA, UNITED REPUBLIC OF	72.000	0	-100,00	47.304	0	-100,00
REUNION	206	26	-87,38	333	30	-90,99
MOZAMBIQUE	36.000	0	-100,00	21.240	0	-100,00
GHANA	38.000	0	-100,00	22.040	0	-100,00
LIBERIA	162.000	0	-100,00	99.992	0	-100,00
GUINEA	315.000	0	-100,00	192.150	0	-100,00
NIGERIA	26.424	20.322	-23,09	75.675	36.000	-52,43
SENEGAL	13	0	-100,00	442	0	-100,00
GAMBIA	9.101	0	-100,00	26.892	0	-100,00
SOUTH AFRICA	248.564	63	-99,97	144.589	9	-99,99
MAURITIUS	19	0	-100,00	85	0	-100,00
AUSTRALIA	54.141	46.258	-14,56	218.683	367.647	68,12
NEW ZEALAND	17.137	0	-100,00	10.990	0	-100,00
PALAU	0	207	--	0	595	--
NEW CALEDONIA	152	77	-49,34	1.577	370	-76,54
SAMOA	105	0	-100,00	320	0	-100,00
TONGA	0	37	--	0	28	--
EAST TIMOR	81.805	9	-99,99	54.142	31	-99,94
UNITED STATES	3.812.676	1.691.617	-55,63	3.438.750	2.708.122	-21,25
CANADA	15.541	21.117	35,88	181.226	74.006	-59,16
MEXICO	2.577	169	-93,44	3.081	1.177	-61,80
SURINAME	58	0	-100,00	524	0	-100,00
VENEZUELA	19.000	234.000	1.131,58	13.017	266.436	1.946,83
ARGENTINA	2.110	2.544	20,57	3.035	4.295	41,52
BRAZIL	0	21.001	--	0	134.041	--
COLOMBIA	4.000	2.000	-50,00	20.000	11.380	-43,10
PERU	31	0	-100,00	168	0	-100,00
PUERTO RICO	0	38	--	0	129	--
DOMINICAN REPUBLIC	0	43.000	--	0	47.630	--
COSTA RICA	36.014	0	-100,00	26.402	0	-100,00
FRENCH POLYNESIA	0	49	--	0	119	--
GRENADA	1.000	0	-100,00	150	0	-100,00
MARTINIQUE	17.998	0	-100,00	12.438	0	-100,00
NETHERLANDS ANTILLES	0	2.550	--	0	9.494	--
UNITED KINGDOM	81.763	4.445	-94,56	273.720	21.150	-92,27
NETHERLANDS	466.019	571.824	22,70	995.722	1.094.011	9,87
FRANCE	70.554	72.066	2,14	57.421	153.764	167,78
GERMANY, FED. REP. OF	201.037	121.860	-39,38	300.540	183.224	-39,04
AUSTRIA	374	176	-52,94	1.901	530	-72,12
BELGIUM	4.160	18.352	341,15	20.433	19.183	-6,12
SWITZERLAND	406	95	-76,60	2.190	2.984	36,26
DENMARK	361.949	195.513	-45,98	1.932.319	1.431.924	-25,90
SWEDEN	1.149	167	-85,47	2.534	175	-93,09
FINLAND	2.000	0	-100,00	28.309	0	-100,00
IRELAND	0	30	--	0	1.532	--
ITALY	142.205	83.906	-41,00	411.536	523.941	27,31
SPAIN	137.984	36.625	-73,46	598.397	234.444	-60,82
PORTUGAL	20.376	15.161	-25,59	13.757	19.848	44,28
GREECE	3.330	0	-100,00	13.433	0	-100,00
HUNGARY	30	16.085	53.516,67	1.073	23.211	2.063,19
POLAND	367	36.514	9.849,32	363	51.513	14.090,91
BULGARIA	31.233	25.360	-18,80	17.817	23.547	32,16
UKRAINE	0	10.000	--	0	18.500	--
LITHUANIA	292	0	-100,00	170	0	-100,00
LATVIA	28.821	15.999	-44,49	21.183	18.100	-14,55
ESTONIA	1.626.240	1.947.000	19,72	1.014.203	1.851.451	82,55
SLOVENIA	37.499	0	-100,00	25.364	0	-100,00
CZECH REPUBLIC	1.512	290	-80,82	5.513	12.764	131,53
RUSSIA FEDERATION	2.557	285	-88,85	1.444	937	-35,11
-KAYU LAPIS	710.377.503	742.909.317	4,58	639.416.142	642.891.504	0,54
JAPAN	319.493.297	229.149.832	-28,28	311.483.335	198.373.336	-36,31
HONG KONG	5.993.332	7.001.734	16,83	4.694.256	5.251.558	11,87
KOREA, REPUBLIC OF	44.141.704	48.553.281	9,99	34.286.146	37.571.362	9,58
TAIWAN	62.469.601	74.887.481	19,88	37.781.853	46.155.543	22,16
CHINA	46.008.835	56.136.007	22,01	27.256.926	34.802.030	27,68
THAILAND	2.867.365	4.134.447	44,19	1.778.250	2.983.404	67,77
SINGAPORE	6.109.811	13.149.530	115,22	4.566.515	10.013.242	119,28
PHILIPPINES	210.120	189.152	-9,98	156.344	195.943	25,33
MALAYSIA	8.368.247	10.746.348	28,42	6.789.029	7.013.515	3,31
VIET NAM	698.177	1.238.358	77,37	418.642	788.512	88,35
MALDIVES	22.326	112.540	404,08	27.500	94.500	243,64
INDIA	0	2.040.133	--	0	2.447.972	--
PAKISTAN	0	482	--	0	601	--
BANGLADESH	0	75.000	--	0	30.700	--
SRI LANKA	0	35.594	--	0	10.902	--

TABEL 5. PERKEMBANGAN EKSPOR INDONESIA MENURUT KOMODITI DAN NEGARA TUJUAN

JENIS BARANG	BERAT BERSIH (KG)		PERUB	NILAI FOB (US \$)		PERUB
	JAN-MEI 2007	JAN-MEI 2008	%	JAN-MEI 2007	JAN-MEI 2008	%
	(1)	(2)	(3)	(4)	(5)	(6)
IRAQ	0	73.440	--	0	66.478	--
IRAN (ISLAMIC REPUBLIC OF)	50.490	0	-100,00	59.047	0	-100,00
SAUDI ARABIA	24.134.672	48.769.618	102,07	20.319.406	41.859.286	106,01
KUWAIT	4.197.660	8.028.611	91,26	4.237.149	8.055.210	90,11
JORDAN	6.826.962	15.280.938	123,83	5.346.090	13.638.506	155,11
LEBANON	1.578.621	1.588.583	0,63	1.302.263	1.347.940	3,51
YEMEN	606.600	0	-100,00	424.628	0	-100,00
OMAN	722.285	6.871.999	851,42	692.194	6.653.101	861,16
SYRIA ARAB REPUBLIC	531.659	954.411	79,52	368.163	927.693	151,98
TURKEY	5.214.099	12.568.161	141,04	3.832.309	12.574.232	228,11
UNITED ARAB EMIRATES	36.182.569	51.823.381	43,23	31.272.302	45.132.429	44,32
QATAR	8.140.219	4.728.581	-41,91	7.242.793	4.760.267	-34,28
BAHRAIN	1.713.818	1.252.791	-26,90	1.386.279	1.102.331	-20,48
EGYPT	5.583.182	8.184.883	46,60	4.076.014	5.993.915	47,05
LIBYAN ARAB JAMAHIRIYA	44.000	2.315.724	5.163,01	30.542	1.837.476	5.916,23
MOROCCO	334.418	0	-100,00	298.836	0	-100,00
ALGERIA	9.825.185	4.798.211	-51,16	7.892.572	3.631.326	-53,99
REUNION	9.537	41.489	335,03	12.501	46.110	268,85
ANGOLA	184.157	0	-100,00	132.810	0	-100,00
SOUTH AFRICA	203.546	493.126	142,27	211.243	498.121	135,80
MAURITIUS	0	21.219	--	0	17.461	--
AUSTRALIA	8.233.361	9.347.490	13,53	10.495.192	12.324.628	17,43
NEW ZEALAND	253.782	239.018	-5,82	278.188	235.391	-15,38
NEW CALEDONIA	15.962	0	-100,00	12.358	0	-100,00
UNITED STATES	46.382.067	44.916.393	-3,16	46.073.472	41.712.506	-9,47
CANADA	2.428.695	1.547.366	-36,29	2.568.482	1.790.161	-30,30
MEXICO	1.910.990	3.772.979	97,44	1.803.818	3.362.467	86,41
NICARAGUA	66.707	34.410	-48,42	88.917	50.497	-43,21
TRINIDAD AND TOBAGO	0	25.184	--	0	25.355	--
JAMAICA	49.878	24.939	-50,00	50.100	25.052	-50,00
PUERTO RICO	149.740	122.906	-17,92	174.067	138.902	-20,20
BELIZE	0	14.694	--	0	14.576	--
COSTA RICA	22.693	0	-100,00	67.179	0	-100,00
FRENCH POLYNESIA	0	27.903	--	0	21.352	--
MARTINIQUE	0	119	--	0	379	--
NETHERLANDS ANTILLES	0	18.959	--	0	18.312	--
SAINT KITTS AND NEVIS	0	859	--	0	1.278	--
UNITED KINGDOM	6.762.999	9.842.102	45,53	7.620.505	11.102.476	45,69
NETHERLANDS	7.072.743	8.474.852	19,82	10.121.374	12.447.493	22,98
FRANCE	1.885.957	1.397.328	-25,91	2.125.643	1.813.419	-14,69
GERMANY, FED. REP. OF	16.291.549	19.467.472	19,49	21.024.114	30.339.088	44,31
BELGIUM	11.019.857	18.669.745	69,42	10.948.513	18.585.093	69,75
LUXEMBOURG	10.368	0	-100,00	17.280	0	-100,00
GIBRALTAR	0	15.178	--	0	47.433	--
DENMARK	358.583	584.482	63,00	473.419	905.573	91,28
NORWAY	170.282	256.601	50,69	227.210	315.046	38,66
SWEDEN	256.257	465.166	81,52	262.120	478.818	82,67
FINLAND	29.642	19.789	-33,24	48.863	47.343	-3,11
IRELAND	69.384	69.651	0,38	88.309	111.623	26,40
ITALY	2.796.961	4.009.008	43,33	4.111.111	5.858.862	42,51
SPAIN	285.633	86.061	-69,87	302.912	142.215	-53,05
GREECE	110.055	615.738	459,48	170.287	1.164.097	583,61
POLAND	1.104.017	3.150.864	185,40	1.573.306	5.389.091	242,53
ROMANIA	103.070	85.642	-16,91	205.310	166.639	-18,84
BULGARIA	18.000	22.976	27,64	25.891	41.150	58,94
TURKMENISTAN	0	114.240	--	0	51.630	--
UKRAINE	49.425	76.260	54,29	78.508	97.697	24,44
ESTONIA	0	33.570	--	0	30.638	--
GEORGIA	0	21.000	--	0	43.774	--
CROATIA	0	3.620	--	0	5.812	--
MALTA	0	9.645	--	0	12.661	--
CZECH REPUBLIC	0	21.000	--	0	39.712	--
RUSSIA FEDERATION	2.352	59.023	2.409,48	3.757	58.263	1.450,79
-KAYU GERGAJIAN	111.785.559	24.277.936	-78,28	107.914.257	26.500.958	-75,44
JAPAN	27.800.991	5.397.156	-80,59	31.704.428	6.772.820	-78,64
HONG KONG	922.726	625.341	-32,23	402.563	457.219	13,58
KOREA, REPUBLIC OF	11.865.640	3.666.901	-69,10	9.617.032	2.650.149	-72,44
TAIWAN	17.764.579	357.248	-97,99	10.227.235	256.682	-97,49
CHINA	11.598.937	2.415.373	-79,18	5.716.984	1.702.265	-70,22
THAILAND	53.925	0	-100,00	56.877	0	-100,00
SINGAPORE	1.716.453	960.778	-44,03	1.307.595	622.944	-52,36
MALAYSIA	2.524.407	3.255.476	28,96	1.732.349	2.066.551	19,29
BRUNEI DARUSSALAM	0	2.186	--	0	2.889	--
VIET NAM	4.186.284	968.822	-76,86	1.957.514	521.085	-73,38
INDIA	8.680	0	-100,00	15.592	0	-100,00
SRI LANKA	23.320	82.684	254,56	20.045	73.797	268,16
SAUDI ARABIA	2.094.788	0	-100,00	1.907.208	0	-100,00

TABEL 5. PERKEMBANGAN EKSPOR INDONESIA MENURUT KOMODITI DAN NEGARA TUJUAN

JENIS BARANG	BERAT BERSIH (KG)		PERUB	NILAI FOB (US \$)		PERUB
	JAN-MEI 2007	JAN-MEI 2008	%	JAN-MEI 2007	JAN-MEI 2008	%
	(1)	(2)	(3)	(4)	(5)	(6)
KUWAIT	726.042	0	-100,00	642.179	0	-100,00
JORDAN	686.201	0	-100,00	675.810	0	-100,00
TURKEY	23.383	15.572	-33,40	50.286	17.750	-64,70
UNITED ARAB EMIRATES	81.448	57.879	-28,94	82.181	29.542	-64,05
QATAR	62.370	0	-100,00	51.648	0	-100,00
EGYPT	808.606	0	-100,00	733.879	0	-100,00
ALGERIA	152.531	0	-100,00	148.530	0	-100,00
REUNION	9.537	0	-100,00	13.003	0	-100,00
SEYCHELLES	0	20.492	--	0	42.404	--
SOUTH AFRICA	977.472	142.036	-85,47	1.037.867	187.071	-81,98
MAURITIUS	17.564	15.633	-10,99	9.267	31.426	239,12
AUSTRALIA	1.392.764	780.806	-43,94	1.568.460	1.299.605	-17,14
NEW ZEALAND	148.862	105.569	-29,08	81.444	45.836	-43,72
NEW CALEDONIA	9.194	745	-91,90	14.212	1.449	-89,80
UNITED STATES	4.020.837	1.353.081	-66,35	2.605.646	555.303	-78,69
CANADA	95.531	1.388	-98,55	101.716	1.691	-98,34
MEXICO	896	0	-100,00	861	0	-100,00
TRINIDAD AND TOBAGO	307.014	0	-100,00	131.172	0	-100,00
COSTA RICA	23.163	0	-100,00	64.221	0	-100,00
FRENCH POLYNESIA	1.475	0	-100,00	2.823	0	-100,00
MARTINIQUE	0	3.098	--	0	3.100	--
NETHERLANDS ANTILLES	6.251	0	-100,00	10.197	0	-100,00
TURKS AND CAICOS ISLANDS	19.646	0	-100,00	13.576	0	-100,00
UNITED KINGDOM	870.284	374.322	-56,99	1.918.900	796.133	-58,51
NETHERLANDS	6.997.320	2.739.931	-60,84	10.416.543	6.953.709	-33,24
FRANCE	794.202	75.840	-90,45	1.208.001	98.477	-91,85
GERMANY, FED. REP. OF	7.920.113	145.750	-98,16	13.535.005	219.295	-98,38
BELGIUM	802.661	81.456	-89,85	1.206.806	135.216	-88,80
SWITZERLAND	0	774	--	0	1.350	--
DENMARK	202.415	458	-99,77	338.406	1.069	-99,68
NORWAY	15.439	11.867	-23,14	28.559	13.275	-53,52
SWEDEN	66.340	0	-100,00	95.200	0	-100,00
FINLAND	85.598	119.631	39,76	97.693	119.542	22,36
IRELAND	946	2.874	203,81	400	10.000	2.400,00
ITALY	2.424.034	103.648	-95,72	4.133.450	259.291	-93,73
SPAIN	118.768	36.679	-69,12	166.727	42.990	-74,22
PORTUGAL	0	29.194	--	0	20.197	--
GREECE	151.373	0	-100,00	273.951	0	-100,00
POLAND	1.114.481	282.335	-74,67	1.655.666	440.152	-73,42
ROMANIA	32.824	0	-100,00	53.851	0	-100,00
AZERBAIJAN	2.190	0	-100,00	3.113	0	-100,00
UKRAINE	20.000	0	-100,00	38.997	0	-100,00
LITHUANIA	0	12.500	--	0	21.532	--
SLOVENIA	19.000	29.147	53,41	28.584	25.899	-9,39
RUSSIA FEDERATION	16.054	3.266	-79,66	10.005	1.253	-87,48
-KAYU OLAHAN LAIN	736.751.282	463.144.506	-37,14	608.407.584	550.463.819	-9,52
JAPAN	67.610.884	46.623.732	-31,04	64.351.162	64.172.334	-0,28
HONG KONG	9.368.032	9.110.296	-2,75	7.371.657	9.152.162	24,15
KOREA, DEMOCRATIC PEOPLE'S RE	0	269	--	0	961	--
KOREA, REPUBLIC OF	47.839.384	33.282.934	-30,43	29.465.558	29.596.576	0,44
TAIWAN	32.116.614	25.450.354	-20,76	13.540.769	10.644.387	-21,39
CHINA	233.589.142	74.695.748	-68,02	42.033.499	38.267.289	-8,96
MACAU	37.338	703	-98,12	52.022	1.082	-97,92
PAPUA NEW GUINEA	1.547	1.065	-31,16	5.333	986	-81,51
THAILAND	1.224.739	478.385	-60,94	807.405	693.510	-14,11
SINGAPORE	11.067.692	8.183.525	-26,06	8.701.451	8.534.387	-1,92
PHILIPPINES	3.339.002	2.434.017	-27,10	677.331	818.994	20,91
MALAYSIA	13.068.187	6.668.428	-48,97	7.516.400	4.246.913	-43,50
CAMBODIA	330	2.328	605,45	4.400	5.253	19,39
BRUNEI DARUSSALAM	160.566	232.350	44,71	145.761	289.356	98,51
VIET NAM	11.075.238	10.435.075	-5,78	3.805.982	4.322.890	13,58
MALDIVES	173.837	517.493	197,69	857.835	989.053	15,30
INDIA	2.061.016	3.364.254	63,23	1.536.201	2.690.240	75,12
PAKISTAN	629.135	273.361	-56,55	439.492	270.385	-38,48
BANGLADESH	26.330	353.405	1.242,21	22.518	87.391	288,09
SRI LANKA	91.196	93.342	2,35	75.444	124.867	65,51
IRAQ	30.720	120.137	291,07	11.184	51.696	362,23
IRAN (ISLAMIC REPUBLIC OF)	332.249	433.986	30,62	331.078	369.034	11,46
SAUDI ARABIA	8.094.532	6.009.479	-25,76	2.702.924	2.142.731	-20,73
ISRAEL	0	188.811	--	0	394.738	--
KUWAIT	1.767.966	463.802	-73,77	920.965	343.292	-62,72
JORDAN	319.877	314.046	-1,82	201.896	229.650	13,75
LEBANON	105.304	122.472	16,30	112.085	178.659	59,40
YEMEN	534.398	1.451.627	171,64	262.604	482.408	83,70
OMAN	30.726	64.217	109,00	14.962	46.982	214,01
SYRIA ARAB REPUBLIC	3.647.247	6.789.091	86,14	591.662	1.217.325	105,75
TURKEY	2.902.885	2.278.951	-21,49	3.461.393	3.167.072	-8,50

TABEL 5. PERKEMBANGAN EKSPOR INDONESIA MENURUT KOMODITI DAN NEGARA TUJUAN

JENIS BARANG	BERAT BERSIH (KG)		PERUB	NILAI FOB (US \$)		PERUB
	JAN-MEI 2007	JAN-MEI 2008	%	JAN-MEI 2007	JAN-MEI 2008	%
	(1)	(2)	(3)	(4)	(5)	(6)
UNITED ARAB EMIRATES	8.696.695	3.788.232	-56,44	4.381.456	2.858.206	-34,77
QATAR	1.185.264	424.876	-64,15	422.204	496.089	17,50
BAHRAIN	614.811	206.838	-66,36	302.709	176.214	-41,79
CYPRUS	103.857	107.711	3,71	197.863	185.812	-6,09
EGYPT	5.547.568	7.665.443	38,18	1.557.383	1.904.691	22,30
LIBYAN ARAB JAMAHIRIYA	85.713	125.797	46,77	106.925	183.630	71,74
MOROCCO	66.029	54.601	-17,31	105.726	80.204	-24,14
TUNISIA	719.198	291.355	-59,49	649.905	125.448	-80,70
ALGERIA	515	498.702	96.735,34	988	437.875	44.219,33
SUDAN	0	17.993	--	0	60.762	--
ERITREA	374	0	-100,00	1.786	0	-100,00
NAMIBIA	248	918	270,16	744	1.398	87,90
ETHIOPIA	10.478	18.301	74,66	35.071	14.926	-57,44
TANZANIA, UNITED REPUBLIC OF	14.379	6.921	-51,87	28.273	27.206	-3,77
MADAGASCAR	7.412	8.677	17,07	6.988	18.136	159,53
SOMALIA	0	36.356	--	0	68.673	--
KENYA	7.320	990	-86,48	27.624	557	-97,98
REUNION	279.168	409.758	46,78	399.047	666.442	67,01
MOZAMBIQUE	15.402	16.653	8,12	7.642	9.084	18,87
TOGO	9.240	0	-100,00	17.160	0	-100,00
GHANA	961	486	-49,43	2.288	1.367	-40,25
ANGOLA	0	3.408	--	0	3.952	--
CAMEROON	0	49	--	0	464	--
NIGERIA	0	10	--	0	225	--
GABON	3.895	2.498	-35,87	7.220	10.224	41,61
COTE D'IVOIRE	16.612	3.266	-80,34	23.939	5.665	-76,34
SENEGAL	8.961	20.610	130,00	10.578	21.375	102,07
MALI	560	0	-100,00	1.116	0	-100,00
BENIN	1.114	0	-100,00	2.288	0	-100,00
BURKINA FASO	1.114	0	-100,00	2.288	0	-100,00
GAMBIA	1.114	0	-100,00	2.288	0	-100,00
U.S. VIRGIN ISLANDS	2.272	1.266	-44,28	4.251	2.082	-51,02
SEYCHELLES	39.939	92.303	131,11	146.580	193.097	31,73
SOUTH AFRICA	4.780.889	6.597.741	38,00	5.015.657	9.286.034	85,14
MAURITIUS	84.704	142.016	67,66	127.479	319.049	150,28
VIRGIN ISLANDS (BRITISH)	2.462	4.181	69,82	13.713	14.223	3,72
AUSTRALIA	54.820.018	35.863.607	-34,58	62.945.542	45.539.642	-27,65
NEW ZEALAND	6.534.435	2.657.041	-59,34	6.832.015	2.779.804	-59,31
GUAM	62.141	26.752	-56,95	96.861	54.901	-43,32
PALAU	205	3.370	1.543,90	1.824	7.312	300,88
NEW CALEDONIA	356.604	492.561	38,13	538.049	780.686	45,10
NORTHERN MARIANA ISLANDS	3.995	2.000	-49,94	16.617	5.232	-68,51
SAINT VINCENT AND THE GRENADII	25.440	1.563	-93,86	16.284	3.048	-81,28
VANUATU	11.059	21.638	95,66	8.386	36.641	336,93
WALLIS AND FUTUNA ISLANDS	6.745	10.724	58,99	10.688	20.522	92,01
COOK ISLANDS	25.227	28.018	11,06	63.054	33.348	-47,11
FIJI	102.314	39.014	-61,87	98.648	184.477	87,01
MARSHALL ISLANDS	2	0	-100,00	76	0	-100,00
SAMOA	0	828	--	0	1.656	--
SOLOMON ISLANDS	0	6.290	--	0	16.722	--
TONGA	371	517	39,35	458	840	83,41
EAST TIMOR	43.330	52.536	21,25	74.556	86.364	15,84
UNITED STATES	45.293.239	31.646.905	-30,13	98.337.702	74.016.225	-24,73
CANADA	3.079.474	2.581.476	-16,17	5.766.833	5.596.184	-2,96
MEXICO	867.750	603.879	-30,41	2.354.824	1.332.965	-43,39
GUATEMALA	0	4.514	--	0	24.841	--
HONDURAS	29.838	3.967	-86,70	22.799	2.247	-90,14
NICARAGUA	1.403	2.003	42,77	1.052	2.428	130,80
PANAMA	22.498	17.287	-23,16	49.568	41.854	-15,56
CHILE	172.583	216.283	25,32	314.141	496.299	57,99
VENEZUELA	42.734	16.699	-60,92	148.690	21.864	-85,30
ARGENTINA	100.839	299.509	197,02	154.350	580.236	275,92
BRAZIL	171.346	177.816	3,78	383.791	511.759	33,34
COLOMBIA	162.124	57.213	-64,71	292.116	77.586	-73,44
BOLIVIA	192	0	-100,00	314	0	-100,00
URUGUAY	1.198	11.511	860,85	1.986	17.412	776,74
ECUADOR	1.660	298	-82,05	1.900	692	-63,58
PERU	570	3.298	478,60	295	5.545	1.779,66
TRINIDAD AND TOBAGO	433	10.540	2.334,18	895	34.835	3.792,18
BAHAMAS	15.452	30.819	99,45	23.210	111.436	380,12
JAMAICA	61.823	39.708	-35,77	133.591	117.134	-12,32
PUERTO RICO	17.779	73.855	315,41	37.803	195.849	418,08
BELIZE	9	0	-100,00	9	0	-100,00
DOMINICAN REPUBLIC	49.922	63.618	27,43	106.123	118.674	11,83
EL SALVADOR	2.792	0	-100,00	5.559	0	-100,00
COSTA RICA	86.527	47.972	-44,56	101.482	104.615	3,09
BARBADOS	3.524	3.775	7,12	3.952	6.750	70,80
ANTIGUA AND BARBUDA	1.947	2.171	11,50	8.840	8.961	1,37

TABEL 5. PERKEMBANGAN EKSPOR INDONESIA MENURUT KOMODITI DAN NEGARA TUJUAN

JENIS BARANG	BERAT BERSIH (KG)		PERUB	NILAI FOB (US \$)		PERUB
	JAN-MEI 2007	JAN-MEI 2008	%	JAN-MEI 2007	JAN-MEI 2008	%
	(1)	(2)	(3)	(4)	(5)	(6)
ANGUILLA	13.523	0	-100,00	44.223	0	-100,00
ARUBA	31.033	33.232	7,09	49.061	50.263	2,45
BERMUDA	13.802	17.500	26,79	36.155	59.928	65,75
CAYMAN ISLANDS	903	881	-2,44	393	529	34,61
DOMINICA	1.053	389	-63,06	2.036	1.973	-3,09
FALKLAND ISLANDS (MALVINAS)	3.572	0	-100,00	4.662	0	-100,00
FRENCH GUIANA	12.243	11.143	-8,98	16.496	30.532	85,09
FRENCH POLYNESIA	142.361	271.344	90,60	199.268	527.523	164,73
GRENADA	95	5.956	6.169,47	152	27.405	17.929,61
MARTINIQUE	21.887	46.576	112,80	45.558	116.902	156,60
NETHERLANDS ANTILLES	113.253	203.824	79,97	341.882	760.510	122,45
NORFOLK ISLANDS	0	2.081	--	0	4.992	--
SAINT LUCIA	2.817	30.276	974,76	2.891	104.842	3.526,50
TURKS AND CAICOS ISLANDS	333.862	185.020	-44,58	256.420	486.319	89,66
GUADELOUPE	31.946	40.021	25,28	198.130	111.259	-43,85
SAINT KITTS AND NEVIS	0	6.008	--	0	8.942	--
UNITED KINGDOM	18.732.029	17.206.455	-8,14	34.458.228	33.029.392	-4,15
NETHERLANDS	42.957.942	31.913.851	-25,71	55.237.460	43.372.513	-21,48
FRANCE	10.697.687	11.264.712	5,30	16.991.805	20.314.943	19,56
GERMANY, FED. REP. OF	24.981.995	20.285.299	-18,80	36.660.449	33.800.892	-7,80
AUSTRIA	125.400	97.440	-22,30	367.810	340.066	-7,54
BELGIUM	16.666.721	10.574.034	-36,56	19.108.491	14.815.245	-22,47
SWITZERLAND	215.064	71.284	-66,85	492.092	317.443	-35,49
LUXEMBOURG	45	90.255	200.466,67	101	71.391	70.584,16
MONACO	0	238	--	0	849	--
DENMARK	3.462.163	3.084.832	-10,90	5.220.489	5.835.039	11,77
NORWAY	2.472.415	2.413.911	-2,37	5.181.136	5.462.528	5,43
SWEDEN	1.112.787	1.238.549	11,30	2.084.869	3.261.129	56,42
FINLAND	1.422.801	1.145.354	-19,50	2.204.493	2.338.960	6,10
IRELAND	1.465.626	1.419.600	-3,14	3.142.185	3.025.376	-3,72
ITALY	8.614.021	8.708.296	1,09	16.007.103	19.336.793	20,80
SPAIN	5.025.583	4.761.782	-5,25	9.302.591	9.743.065	4,73
PORTUGAL	1.563.010	1.115.260	-28,65	3.120.486	2.437.496	-21,89
ICELAND	26.199	23.940	-8,62	54.605	48.152	-11,82
GREECE	1.590.714	968.794	-39,10	2.170.793	1.838.816	-15,29
VATICAN CITY STATE (HOLY SEE)	1.461	0	-100,00	1.250	0	-100,00
ANDORRA	0	3.655	--	0	1.679	--
HUNGARY	139.424	130.377	-6,49	397.682	262.365	-34,03
POLAND	5.884.179	5.399.462	-8,24	6.880.120	7.260.675	5,53
ROMANIA	43.998	187.589	326,36	61.732	277.866	350,12
BULGARIA	244.825	289.252	18,15	452.228	440.655	-2,56
YUGOSLAVIA	20.430	102.040	399,46	28.104	141.924	405,00
ALBANIA	2.264	1.103	-51,28	1.289	5.689	341,35
AZERBAIJAN	33.751	44.865	32,93	29.253	71.419	144,14
BELARUS	4.786	0	-100,00	15.369	0	-100,00
KAZAKHSTAN	171.956	244.656	42,28	261.329	489.313	87,24
MOLDOVA, REPUBLIC OF	0	15.592	--	0	15.763	--
UKRAINE	390.402	806.510	106,58	607.022	1.254.087	106,60
UZBEKISTAN	0	13.272	--	0	20.800	--
LITHUANIA	55.967	76.292	36,32	150.299	154.968	3,11
LATVIA	375.992	291.986	-22,34	489.935	380.567	-22,32
ESTONIA	201.007	378.987	88,54	264.370	515.416	94,96
GEORGIA	19.979	72.225	261,50	28.331	123.723	336,71
CROATIA	277.255	363.868	31,24	580.687	726.221	25,06
BOSNIA AND HERZEGOVINA	806	1.169	45,04	2.037	5.382	164,21
MALTA	57.480	13.709	-76,15	88.834	41.800	-52,95
SLOVAKIA	12.358	60.944	393,15	33.285	63.355	90,34
SLOVENIA	56.707	198.121	249,38	124.592	352.084	182,59
CZECH REPUBLIC	212.034	262.792	23,94	788.001	726.154	-7,85
REP. OF MACEDONIA	0	8.915	--	0	12.942	--
RUSSIA FEDERATION	955.746	831.774	-12,97	1.534.287	1.753.666	14,30
-TIMAH	32.489.550	61.704.192	89,92	404.114.347	1.032.071.593	155,39
JAPAN	340.932	2.483.597	628,47	1.884.785	39.899.969	2.016,95
HONG KONG	77.101	627.873	714,35	668.569	9.490.496	1.319,52
KOREA, REPUBLIC OF	262.485	927.211	253,24	3.200.089	15.733.353	391,65
TAIWAN	70.057	873.460	1.146,78	888.134	14.955.068	1.583,88
CHINA	110.589	309.612	179,97	459.762	4.088.776	789,32
THAILAND	0	19.733	--	0	266.395	--
SINGAPORE	31.321.400	49.856.258	59,18	395.038.437	839.702.576	112,56
PHILIPPINES	0	42.733	--	0	926.856	--
MALAYSIA	111.158	5.717.644	5.043,71	1.616.648	95.707.872	5.820,14
VIET NAM	1.392	329.909	23.600,36	3.375	5.043.403	149.334,16
INDIA	0	452.077	--	0	6.005.589	--
BANGLADESH	67.550	966	-98,57	10.470	16.830	60,74
AUSTRALIA	34.255	56.534	65,04	106.987	174.062	62,69
EAST TIMOR	0	4.064	--	0	4.620	--
UNITED STATES	49.926	2.521	-94,95	121.880	55.728	-54,28

TABEL 5. PERKEMBANGAN EKSPOR INDONESIA MENURUT KOMODITI DAN NEGARA TUJUAN

JENIS BARANG	BERAT BERSIH (KG)		PERUB	NILAI FOB (US \$)		PERUB
	JAN-MEI 2007	JAN-MEI 2008	%	JAN-MEI 2007	JAN-MEI 2008	%
	(1)	(2)	(3)	(4)	(5)	(6)
FRANCE	413	0	-100,00	270	0	-100,00
GERMANY, FED. REP. OF	42.232	0	-100,00	108.191	0	-100,00
NORWAY	60	0	-100,00	6.750	0	-100,00
-ALUMINIUM	121.711.625	121.228.112	-0,40	368.234.031	378.000.162	2,65
JAPAN	71.671.196	71.940.375	0,38	197.592.749	195.910.362	-0,85
HONG KONG	454.800	712.075	56,57	1.665.353	2.428.211	45,81
KOREA, REPUBLIC OF	2.472.622	4.119.181	66,59	3.576.633	8.515.510	138,09
TAIWAN	1.022.295	1.721.767	68,42	3.724.002	6.520.545	75,10
CHINA	1.086.277	1.040.041	-4,26	4.204.165	3.862.247	-8,13
PAPUA NEW GUINEA	370.019	382.808	3,46	1.312.592	1.431.171	9,03
THAILAND	2.999.420	3.107.102	3,59	10.814.046	12.485.635	15,46
SINGAPORE	6.265.011	4.638.386	-25,96	21.318.953	16.947.828	-20,50
PHILIPPINES	4.146.737	4.329.705	4,41	13.465.256	14.929.836	10,88
MALAYSIA	5.333.242	5.085.115	-4,65	18.022.310	17.871.173	-0,84
MYANMAR (FORM. BURMA)	119.771	33.463	-72,06	380.405	136.254	-64,18
BRUNEI DARUSSALAM	96.990	97.645	0,68	389.566	479.960	23,20
NEPAL	0	176.659	--	0	651.890	--
VIET NAM	783.129	617.982	-21,09	3.131.212	3.102.974	-0,90
MALDIVES	2.873	4.140	44,10	3.106	11.192	260,33
INDIA	498.137	682.830	37,08	1.958.501	2.745.125	40,16
PAKISTAN	25.620	142.934	457,90	105.801	530.141	401,07
BANGLADESH	109.200	172.971	58,40	363.342	749.329	106,23
SRI LANKA	30.276	56.783	87,55	142.299	230.884	62,25
IRAQ	7.975	0	-100,00	47.909	0	-100,00
IRAN (ISLAMIC REPUBLIC OF)	0	8.832	--	0	20.369	--
SAUDI ARABIA	186.444	1.702.700	813,25	623.958	11.481.189	1.740,06
KUWAIT	0	5.190	--	0	3.600	--
YEMEN	0	1.515	--	0	5.923	--
OMAN	0	369.167	--	0	2.297.047	--
TURKEY	77.404	65.600	-15,25	319.359	277.556	-13,09
UNITED ARAB EMIRATES	73.196	279.861	282,34	428.592	1.424.370	232,34
QATAR	177	0	-100,00	753	0	-100,00
BAHRAIN	0	157	--	0	6.215	--
CYPRUS	0	819	--	0	9.324	--
EGYPT	1.019.829	0	-100,00	3.571.828	0	-100,00
MOROCCO	0	905	--	0	4.853	--
SUDAN	22.813	0	-100,00	114.323	0	-100,00
ETHIOPIA	0	585.672	--	0	1.987.528	--
MADAGASCAR	46.270	38.640	-16,49	143.025	133.234	-6,85
KENYA	0	7	--	0	248	--
REUNION	16.377	16.663	1,75	52.871	56.483	6,83
MOZAMBIQUE	3.056	90.653	2.866,39	19.082	417.965	2.090,36
GHANA	10.395	0	-100,00	55.347	0	-100,00
NIGERIA	987.573	210.184	-78,72	1.428.589	759.213	-46,86
COTE D'IVOIRE	0	83.520	--	0	413.280	--
SENEGAL	4.461	1.891	-57,61	19.579	11.468	-41,43
BENIN	0	125	--	0	68	--
U.S. VIRGIN ISLANDS	20	0	-100,00	34	0	-100,00
UGANDA	149.100	0	-100,00	546.000	0	-100,00
SOUTH AFRICA	156.167	84.605	-45,82	648.562	629.808	-2,89
ZAMBIA	0	1.056	--	0	12.342	--
MALAWI	22.324	0	-100,00	125.456	0	-100,00
MAURITIUS	264.567	240.819	-8,98	851.422	838.081	-1,57
AUSTRALIA	2.495.008	3.875.673	55,34	9.255.196	13.939.976	50,62
NEW ZEALAND	385.349	937.735	143,35	1.375.569	3.135.041	127,91
GUAM	0	243	--	0	1.620	--
NEW CALEDONIA	128.597	174.677	35,83	431.893	611.023	41,48
VANUATU	2.785	988	-64,52	18.612	2.011	-89,20
COOK ISLANDS	0	65	--	0	188	--
FIJI	65.370	41.187	-36,99	215.618	114.156	-47,06
KIRIBATI	0	148	--	0	1.608	--
EAST TIMOR	15	107.869	719.026,67	42	91.431	217.592,86
UNITED STATES	15.635.028	9.973.792	-36,21	54.511.817	36.151.550	-33,68
CANADA	1.278.103	735.032	-42,49	5.095.123	2.810.714	-44,84
MEXICO	0	20.856	--	0	82.157	--
PANAMA	913	0	-100,00	9.716	0	-100,00
CHILE	22.537	13.914	-38,26	141.758	102.731	-27,53
VENEZUELA	0	421	--	0	128	--
ARGENTINA	71	150	111,27	70	195	178,57
BRAZIL	2.310	70.831	2.966,28	8.218	377.568	4.494,40
ECUADOR	56	0	-100,00	148	0	-100,00
TRINIDAD AND TOBAGO	0	10	--	0	150	--
JAMAICA	1.357	0	-100,00	112	0	-100,00
PUERTO RICO	19.862	35.736	79,92	65.871	107.946	63,87
DOMINICAN REPUBLIC	3.245	1.043	-67,86	32.812	12.931	-60,59
HAITI	0	136.852	--	0	670.022	--
FRENCH POLYNESIA	1.256	128	-89,81	1.491	1.532	2,75

TABEL 5. PERKEMBANGAN EKSPOR INDONESIA MENURUT KOMODITI DAN NEGARA TUJUAN

JENIS BARANG	BERAT BERSIH (KG)		PERUB	NILAI FOB (US \$)		PERUB	
	JAN-MEI 2007	JAN-MEI 2008	%	JAN-MEI 2007	JAN-MEI 2008	%	
	(1)	(2)	(3)	(4)	(5)	(6)	(7)
NETHERLANDS ANTILLES		3	939	31.200,00	125	516	312,80
GUADELOUPE		84	0	-100,00	58	0	-100,00
UNITED KINGDOM	450.053	459.148	2,02	2.234.345	2.526.645	13,08	13,08
NETHERLANDS	73.715	67.261	-8,76	462.956	555.319	19,95	19,95
FRANCE	176.341	136.667	-22,50	1.007.414	1.041.894	3,42	3,42
GERMANY, FED. REP. OF	43.525	552.288	1.168,90	265.708	1.272.570	378,94	378,94
AUSTRIA	5.354	1.210	-77,40	28.502	7.801	-72,63	-72,63
BELGIUM	84.587	75.314	-10,96	532.291	634.312	19,17	19,17
SWITZERLAND	473	662	39,96	949	5.442	473,45	473,45
DENMARK	17.999	127.823	610,17	67.620	419.920	521,00	521,00
NORWAY	2.443	71.531	2.828,00	15.659	229.188	1.363,62	1.363,62
SWEDEN	22.530	18.806	-16,53	82.809	94.007	13,52	13,52
IRELAND	104	0	-100,00	63	0	-100,00	-100,00
ITALY	110.471	85.176	-22,90	581.814	440.858	-24,23	-24,23
SPAIN	76.693	58.365	-23,90	311.537	248.834	-20,13	-20,13
PORTUGAL	1.653	47	-97,16	9.580	161	-98,32	-98,32
GREECE	131	11.766	8.881,68	225	82.921	36.753,78	36.753,78
DEMOCRATIC REPUBLIC OF THE CC	14.359	9.343	-34,93	55.351	35.527	-35,82	-35,82
HUNGARY	3.360	0	-100,00	22.591	0	-100,00	-100,00
POLAND	0	11.195	--	0	68.350	--	--
ROMANIA	276	2.293	730,80	487	15.442	3.070,84	3.070,84
BULGARIA	4	2.106	52.550,00	2	12.217	610.750,00	610.750,00
YUGOSLAVIA	3.196	0	-100,00	49.333	0	-100,00	-100,00
UKRAINE	0	19.732	--	0	64.594	--	--
CROATIA	4.052	253	-93,76	24.692	2.668	-89,19	-89,19
SLOVAKIA	3	0	-100,00	435	0	-100,00	-100,00
SLOVENIA	0	8.812	--	0	45.241	--	--
CZECH REPUBLIC	39.574	529.482	1.237,95	130.845	1.650.626	1.161,51	1.161,51
RUSSIA FEDERATION	3.017	0	-100,00	17.594	0	-100,00	-100,00
-NIKEL	52.012.043	43.815.701	-15,76	987.211.226	687.709.090	-30,34	-30,34
JAPAN	35.680.451	36.470.642	2,21	823.660.803	639.207.176	-22,39	-22,39
HONG KONG	23.230	0	-100,00	89.209	0	-100,00	-100,00
KOREA, REPUBLIC OF	4.958.276	22.029	-99,56	45.623.612	63.702	-99,86	-99,86
TAIWAN	2.970.197	0	-100,00	29.077.039	0	-100,00	-100,00
CHINA	7.178	8.688	21,04	36.433	51.715	41,95	41,95
THAILAND	1	43	4.200,00	1.280	432	-66,25	-66,25
SINGAPORE	126.120	18.174	-85,59	3.022.167	29.311	-99,03	-99,03
PHILIPPINES	971	0	-100,00	13.960	0	-100,00	-100,00
MALAYSIA	180	692	284,44	9.300	36.460	292,04	292,04
VIET NAM	205	0	-100,00	1.250	0	-100,00	-100,00
PAKISTAN	958	0	-100,00	56.640	0	-100,00	-100,00
BANGLADESH	92	0	-100,00	5.520	0	-100,00	-100,00
UNITED KINGDOM	2.263	1.274	-43,70	21.681	16.066	-25,90	-25,90
NETHERLANDS	8.197.068	0	-100,00	85.277.511	0	-100,00	-100,00
GERMANY, FED. REP. OF	22	0	-100,00	357	0	-100,00	-100,00
AUSTRIA	0	59	--	0	68	--	--
BELGIUM	34.361	0	-100,00	117.000	0	-100,00	-100,00
SWITZERLAND	61	7.294.100	11.957.440,98	99	48.304.160	48.791.980,81	48.791.980,81
SWEDEN	10.409	0	-100,00	197.365	0	-100,00	-100,00
-BESI/BAJA	890.585.854	968.026.700	8,70	901.651.339	1.316.307.142	45,99	45,99
JAPAN	42.539.442	50.510.531	18,74	77.550.396	86.596.456	11,66	11,66
HONG KONG	8.464.132	715.267	-91,55	16.945.181	2.315.941	-86,33	-86,33
KOREA, DEMOCRATIC PEOPLE'S RE	4.145	0	-100,00	32.625	0	-100,00	-100,00
KOREA, REPUBLIC OF	14.964.728	20.563.231	37,41	47.471.454	100.963.136	112,68	112,68
TAIWAN	4.492.418	10.746.897	139,22	15.762.557	29.214.360	85,34	85,34
CHINA	83.947.351	66.585.439	-20,68	25.899.628	26.564.612	2,57	2,57
MACAU	48	3.225	6.618,75	820	17.786	2.069,02	2.069,02
PAPUA NEW GUINEA	6.564.318	828.380	-87,38	6.985.162	700.506	-89,97	-89,97
THAILAND	8.573.872	30.379.913	254,33	17.105.109	47.369.958	176,93	176,93
SINGAPORE	191.204.200	252.202.971	31,90	194.300.639	260.493.262	34,07	34,07
PHILIPPINES	5.361.828	13.356.512	149,10	8.435.551	15.707.586	86,21	86,21
MALAYSIA	103.579.865	84.714.776	-18,21	78.469.590	79.179.686	0,90	0,90
MYANMAR (FORM. BURMA)	1.833.237	430.390	-76,52	1.488.138	791.885	-46,79	-46,79
CAMBODIA	103	604	486,41	1.156	22.661	1.860,29	1.860,29
BRUNEI DARUSSALAM	746.075	180.279	-75,84	375.823	467.558	24,41	24,41
LAO PEOPLE'S DEMOCRATIC REPU	29.795	0	-100,00	253.503	0	-100,00	-100,00
NEPAL	0	57	--	0	315	--	--
VIET NAM	47.432.959	71.852.091	51,48	51.839.442	66.626.753	28,53	28,53
MALDIVES	36.934	65.182	76,48	51.775	169.396	227,18	227,18
INDIA	58.785.078	23.602.504	-59,85	51.334.476	20.931.904	-59,22	-59,22
PAKISTAN	4.018.564	2.783.094	-30,74	3.902.852	2.723.724	-30,21	-30,21
BANGLADESH	2.799.800	2.165.220	-22,67	2.007.716	2.523.349	25,68	25,68
SRI LANKA	3.436.587	6.113.019	77,88	2.491.358	5.644.724	126,57	126,57
IRAN (ISLAMIC REPUBLIC OF)	25.294.906	30.745.515	21,55	13.224.887	34.177.923	158,44	158,44
SAUDI ARABIA	14.383.134	4.119.144	-71,36	11.936.821	6.585.476	-44,83	-44,83
ISRAEL	0	3.258	--	0	12.294	--	--

TABEL 5. PERKEMBANGAN EKSPOR INDONESIA MENURUT KOMODITI DAN NEGARA TUJUAN

JENIS BARANG	BERAT BERSIH (KG)		PERUB	NILAI FOB (US \$)		PERUB
	JAN-MEI 2007	JAN-MEI 2008	%	JAN-MEI 2007	JAN-MEI 2008	%
	(1)	(2)	(3)	(4)	(5)	(6)
KUWAIT	2.528.443	3.652.414	44,45	4.531.407	7.020.542	54,93
JORDAN	287	27.277	9.404,18	682	63.984	9.281,82
LEBANON	22.738	22.485	-1,11	63.625	76.650	20,47
YEMEN	6.016.329	1.843.968	-69,35	7.780.875	3.976.512	-48,89
OMAN	108.375	397.723	266,99	364.023	489.682	34,52
SYRIA ARAB REPUBLIC	1.471.462	1.135.086	-22,86	3.241.236	2.423.232	-25,24
TURKEY	924.334	1.097.278	18,71	1.092.760	1.891.850	73,13
UNITED ARAB EMIRATES	33.255.036	52.088.899	56,63	27.238.144	48.098.032	76,58
QATAR	8.039.369	2.034.762	-74,69	23.378.026	7.939.684	-66,04
BAHRAIN	246	2.118.577	861.110,16	847	4.341.579	512.483,12
CYPRUS	13.923	2.148	-84,57	46.872	3.739	-92,02
EGYPT	4.545.900	945.717	-79,20	8.134.958	618.801	-92,39
LIBYAN ARAB JAMAHIRIYA	84.586	0	-100,00	135.022	0	-100,00
MOROCCO	1.934	0	-100,00	3.351	0	-100,00
TUNISIA	1.353	2.040.887	150.741,61	5.044	2.880.212	57.001,74
ALGERIA	2.229.795	2.414.621	8,29	2.649.749	11.403.223	330,35
SUDAN	473.973	43.725	-90,77	301.849	497.787	64,91
ETHIOPIA	0	230.750	--	0	302.283	--
TANZANIA, UNITED REPUBLIC OF	821	801	-2,44	3.710	1.829	-50,70
MADAGASCAR	1.163.313	970.962	-16,53	992.162	1.088.124	9,67
KENYA	47.824	44.907	-6,10	43.678	106.427	143,66
REUNION	22.730	15.317	-32,61	29.305	35.454	20,98
TOGO	1	0	-100,00	2	0	-100,00
GHANA	487.232	19.365	-96,03	1.018.629	90.258	-91,14
ANGOLA	366.633	676.218	84,44	607.740	1.378.362	126,80
CONGO	797.402	0	-100,00	1.605.799	0	-100,00
CAMEROON	21.142	16.827	-20,41	153.120	33.571	-78,08
NIGERIA	3.697.863	164.813	-95,54	1.792.348	338.850	-81,09
GABON	0	656	--	0	6.177	--
COTE D'IVOIRE	17.736	31.715	78,82	14.685	37.169	153,11
SENEGAL	384	281	-26,82	153	353	130,72
MAURITANIA	0	194.066	--	0	539.666	--
BENIN	20.831	62.891	201,91	24.645	94.253	282,44
GAMBIA	1.184	0	-100,00	7.125	0	-100,00
SEYCHELLES	237	415.339	175.148,52	278	380.910	136.917,99
NIGER	0	88	--	0	250	--
DJIBOUTI	0	844.054	--	0	987.554	--
SAINT HELENA	86	0	-100,00	548	0	-100,00
SOUTH AFRICA	776.761	2.057.403	164,87	744.077	3.080.021	313,94
ZIMBABWE	0	5.074	--	0	10.258	--
ZAMBIA	0	139.326	--	0	299.140	--
COMOROS	2.186	0	-100,00	385	0	-100,00
MAURITIUS	1.991.717	2.095.454	5,21	2.623.392	3.326.886	26,82
VIRGIN ISLANDS (BRITISH)	0	85	--	0	521	--
AUSTRALIA	38.534.515	55.632.670	44,37	28.633.842	50.596.065	76,70
NEW ZEALAND	2.608.604	1.834.361	-29,68	2.015.164	2.226.463	10,49
GUAM	32.402	16.206	-49,98	13.264	9.393	-29,18
PALAU	0	915	--	0	1.547	--
NEW CALEDONIA	9.935	18.629	87,51	12.448	38.678	210,72
NORTHERN MARIANA ISLANDS	19	0	-100,00	71	0	-100,00
SAINT VINCENT AND THE GRENADII	253	43	-83,00	399	43	-89,22
VANUATU	1.543	44.201	2.764,61	1.967	79.496	3.941,48
WALLIS AND FUTUNA ISLANDS	1.280	840	-34,38	2.318	1.824	-21,31
COOK ISLANDS	2.367	3.335	40,90	4.344	22.279	412,87
FIJI	317.289	40.615	-87,20	432.506	56.466	-86,94
SAMOA	1.501	0	-100,00	4.551	0	-100,00
SOLOMON ISLANDS	24.069	4.943	-79,46	39.278	13.714	-65,08
TONGA	0	1.088	--	0	1.471	--
EAST TIMOR	9.339	2.566.737	27.384,07	10.193	2.512.099	24.545,34
UNITED STATES	16.616.976	29.532.122	77,72	33.160.354	71.943.010	116,95
CANADA	557.977	674.229	20,83	2.005.227	3.333.916	66,26
MEXICO	158.412	488.815	208,57	422.285	1.254.240	197,01
GUATEMALA	36.304	102.225	181,58	59.861	253.068	322,76
HONDURAS	0	102	--	0	65	--
NICARAGUA	51	794	1.456,86	39	962	2.366,67
PANAMA	6.402	350	-94,53	7.671	602	-92,15
SURINAME	0	16.874	--	0	37.286	--
CHILE	5.857	282.102	4.716,49	5.987	432.679	7.126,98
VENEZUELA	53.504	1.848	-96,55	123.241	93.826	-23,87
ARGENTINA	173.929	74.719	-57,04	815.972	498.752	-38,88
BRAZIL	319.366	798.470	150,02	1.212.519	2.495.423	105,80
COLOMBIA	21.980	23.693	7,79	49.740	81.505	63,86
BOLIVIA	2.500	0	-100,00	30.788	0	-100,00
URUGUAY	42.499	0	-100,00	183.466	0	-100,00
ECUADOR	22.280	459.761	1.963,56	71.196	853.219	1.098,41
PERU	212.906	371.246	74,37	368.559	730.031	98,08
TRINIDAD AND TOBAGO	0	95.964	--	0	101.279	--
JAMAICA	181	409	125,97	95	137	44,21

TABEL 5. PERKEMBANGAN EKSPOR INDONESIA MENURUT KOMODITI DAN NEGARA TUJUAN

JENIS BARANG	BERAT BERSIH (KG)		PERUB	NILAI FOB (US \$)		PERUB
	JAN-MEI 2007	JAN-MEI 2008	%	JAN-MEI 2007	JAN-MEI 2008	%
	(1)	(2)	(3)	(4)	(5)	(6)
PUERTO RICO	19	297	1.463,16	60	794	1.223,33
DOMINICAN REPUBLIC	0	1.072	--	0	1.458	--
COSTA RICA	4.623	2.883	-37,64	4.111	3.553	-13,57
BARBADOS	0	50.950	--	0	61.340	--
ANGUILLA	5.714	0	-100,00	17.282	0	-100,00
ARUBA	0	362	--	0	4.477	--
BERMUDA	1	2	100,00	2	60	2.900,00
FRENCH GUIANA	759	2.101	176,81	1.447	6.300	335,38
FRENCH POLYNESIA	10.411	1.829.070	17.468,63	17.843	1.516.034	8.396,52
MARTINIQUE	524	1.113	112,40	1.846	3.050	65,22
NETHERLANDS ANTILLES	139	2.002	1.340,29	734	5.773	686,51
TURKS AND CAICOS ISLANDS	0	128	--	0	212	--
GUADELOUPE	751	2.407	220,51	2.332	4.648	99,31
SAINT KITTS AND NEVIS	0	779	--	0	1.161	--
UNITED KINGDOM	24.061.367	11.344.931	-52,85	14.472.782	8.645.123	-40,27
NETHERLANDS	40.408.653	31.798.180	-21,31	31.504.880	28.315.089	-10,12
FRANCE	1.403.503	232.068	-83,47	4.041.077	1.272.388	-68,51
GERMANY, FED. REP. OF	21.056.751	33.239.597	57,86	15.925.109	27.972.491	75,65
AUSTRIA	449	716	59,47	6.256	1.850	-70,43
BELGIUM	23.517.379	2.196.858	-90,66	18.238.245	11.449.191	-37,22
SWITZERLAND	73.528	29.539.992	40.075,16	178.890	185.217.667	103.437,18
DENMARK	11.019.644	9.725.015	-11,75	6.718.591	7.240.006	7,76
NORWAY	5.047	7.002	38,74	60.158	18.276	-69,62
SWEDEN	27.300	105.008	284,64	120.084	324.960	170,61
FINLAND	45.435	12.985	-71,42	213.116	127.802	-40,03
IRELAND	18.904	2.275	-87,97	27.582	4.101	-85,13
ITALY	4.899.223	2.007.259	-59,03	16.122.610	6.582.028	-59,18
SPAIN	762.758	156.407	-79,49	2.046.916	663.761	-67,57
PORTUGAL	73.198	103.908	41,95	354.202	104.982	-70,36
ICELAND	0	119.937	--	0	258.000	--
GREECE	83.669	30.158	-63,96	379.067	56.430	-85,11
VATICAN CITY STATE (HOLY SEE)	152	0	-100,00	130	0	-100,00
ANDORRA	146.863	0	-100,00	522.340	0	-100,00
DEMOCRATIC REPUBLIC OF THE CC	1.888	955	-49,42	8.183	3.636	-55,57
HUNGARY	1.774	1.290	-27,28	4.156	2.025	-51,28
POLAND	38.429	67.893	76,67	191.869	193.956	1,09
ROMANIA	506	714	41,11	486	2.266	366,26
BULGARIA	2.740	9.846	259,34	9.173	26.904	193,30
YUGOSLAVIA	334	381	14,07	517	386	-25,34
AZERBAIJAN	820.790	0	-100,00	1.363.757	0	-100,00
UKRAINE	221	17.059	7.619,00	271	31.355	11.470,11
LITHUANIA	395	163.185	41.212,66	2.504	370.835	14.709,70
ESTONIA	38.687	314.974	714,16	147.744	698.727	372,93
CROATIA	1.955	10.487	436,42	3.501	31.966	813,05
BOSNIA AND HERZEGOVINA	0	170	--	0	798	--
MALTA	4.554.858	1.709	-99,96	2.475.869	4.633	-99,81
SLOVAKIA	142	377	165,49	3.874	2.438	-37,07
SLOVENIA	6.824	5.534	-18,90	19.750	20.884	5,74
CZECH REPUBLIC	7.503	2.985	-60,22	43.222	6.431	-85,12
RUSSIA FEDERATION	80.119	1.305.915	1.529,97	214.516	3.712.283	1.630,54
-TEMBAGA	142.091.706	113.579.563	-20,07	1.063.847.559	931.002.690	-12,49
JAPAN	21.355.284	1.666.960	-92,19	308.318.950	61.972.950	-79,90
HONG KONG	5.346.749	5.260.686	-1,61	31.044.441	36.348.773	17,09
KOREA, REPUBLIC OF	2.199.770	2.778.580	26,31	47.493.688	94.994.019	100,01
TAIWAN	13.600.339	7.871.753	-42,12	86.252.819	52.935.023	-38,63
CHINA	28.165.531	26.063.565	-7,46	127.063.654	132.620.035	4,37
THAILAND	20.211.649	23.254.548	15,06	130.788.763	178.980.186	36,85
SINGAPORE	7.482.911	8.712.868	16,44	44.470.249	98.040.455	120,46
PHILIPPINES	6.798.918	5.780.496	-14,98	46.920.974	46.025.035	-1,91
MALAYSIA	32.158.466	25.254.727	-21,47	211.603.743	192.610.385	-8,98
MYANMAR (FORM. BURMA)	1.794	0	-100,00	14.062	0	-100,00
CAMBODIA	30	0	-100,00	550	0	-100,00
BRUNEI DARUSSALAM	3.155	0	-100,00	1.524	0	-100,00
LAO PEOPLE'S DEMOCRATIC REPU	1.440	0	-100,00	89.700	0	-100,00
VIET NAM	3.241.288	3.144.356	-2,99	21.821.717	25.473.928	16,74
MALDIVES	1.220	77	-93,69	15.411	657	-95,74
INDIA	202.028	385.883	91,00	1.537.957	3.200.816	108,12
PAKISTAN	33	96.587	292.587,88	400	654.500	163.525,00
BANGLADESH	120.009	0	-100,00	920.014	0	-100,00
SRI LANKA	36	0	-100,00	200	0	-100,00
IRAN (ISLAMIC REPUBLIC OF)	1.524	0	-100,00	21.810	0	-100,00
LEBANON	713	0	-100,00	1.109	0	-100,00
TURKEY	432	0	-100,00	345	0	-100,00
UNITED ARAB EMIRATES	703	200	-71,55	3.138	6.975	122,28
QATAR	0	3.021	--	0	2.275	--
MADAGASCAR	200.000	500.000	150,00	100.000	275.000	175,00
KENYA	0	5.984	--	0	27.882	--

TABEL 5. PERKEMBANGAN EKSPOR INDONESIA MENURUT KOMODITI DAN NEGARA TUJUAN

JENIS BARANG	BERAT BERSIH (KG)		PERUB	NILAI FOB (US \$)		PERUB
	JAN-MEI 2007	JAN-MEI 2008	%	JAN-MEI 2007	JAN-MEI 2008	%
(1)	(2)	(3)	(4)	(5)	(6)	(7)
REUNION	105	0	-100,00	334	0	-100,00
SENEGAL	120	0	-100,00	4.984	0	-100,00
SOUTH AFRICA	744	1.407	89,11	885	2.084	135,48
VIRGIN ISLANDS (BRITISH)	0	959	--	0	2.630	--
AUSTRALIA	85.170	10.105	-88,14	362.028	61.684	-82,96
NEW ZEALAND	428	245.456	57.249,53	606	221.912	36.519,14
NEW CALEDONIA	0	53	--	0	150	--
VANUATU	233	272	16,74	282	512	81,56
FIJI	298	2.372	695,97	1.696	10.921	543,93
TONGA	0	37	--	0	30	--
EAST TIMOR	0	70.769	--	0	43.242	--
UNITED STATES	342.583	2.308.154	573,75	3.502.437	5.516.755	57,51
CANADA	42.076	33.945	-19,32	373.622	314.437	-15,84
MEXICO	302	0	-100,00	2.612	0	-100,00
VENEZUELA	4	21	425,00	119	177	48,74
BRAZIL	29.998	5.023	-83,26	140.379	27.696	-80,27
COLOMBIA	91	0	-100,00	123	0	-100,00
BOLIVIA	44	0	-100,00	497	0	-100,00
ECUADOR	7.148	0	-100,00	17.092	0	-100,00
PERU	0	13	--	0	100	--
BAHAMAS	140	0	-100,00	3.475	0	-100,00
PUERTO RICO	0	1	--	0	3	--
DOMINICAN REPUBLIC	113	0	-100,00	193	0	-100,00
ANTIGUA AND BARBUDA	33	0	-100,00	1.591	0	-100,00
ANGUILLA	78	0	-100,00	236	0	-100,00
NETHERLANDS ANTILLES	0	252	--	0	1.105	--
UNITED KINGDOM	97.473	17.071	-82,49	245.492	78.514	-68,02
NETHERLANDS	57.020	8.108	-85,78	67.535	58.554	-13,30
FRANCE	3.379	3.709	9,77	13.383	13.873	3,66
GERMANY, FED. REP. OF	29.426	3.511	-88,07	136.346	21.170	-84,47
AUSTRIA	0	710	--	0	9.084	--
BELGIUM	22.617	71.997	218,33	151.078	408.645	170,49
SWITZERLAND	225	101	-55,11	231	827	258,01
DENMARK	2.021	1.582	-21,72	8.925	1.174	-86,85
SWEDEN	19.345	4.528	-76,59	169.666	5.443	-96,79
FINLAND	10	0	-100,00	8	0	-100,00
ITALY	4.548	2.397	-47,30	4.349	6.119	40,70
SPAIN	4.070	3.649	-10,34	14.481	6.544	-54,81
PORTUGAL	760	0	-100,00	1.713	0	-100,00
GREECE	1.099	2.036	85,26	3.568	6.412	79,71
DEMOCRATIC REPUBLIC OF THE CC	25.173	0	-100,00	97.030	0	-100,00
POLAND	102	0	-100,00	30	0	-100,00
ROMANIA	0	1	--	0	25	--
CROATIA	4	0	-100,00	39	0	-100,00
SLOVAKIA	104	1.033	893,27	6.388	13.974	118,75
CZECH REPUBLIC	220.600	0	-100,00	28.888	0	-100,00
-SENG	2.325.896	1.615.812	-30,53	4.544.556	4.429.996	-2,52
JAPAN	1.057.047	997.202	-5,66	2.202.058	1.799.100	-18,30
TAIWAN	156.638	45.496	-70,95	111.078	10.560	-90,49
CHINA	226.556	75.355	-66,74	202.152	156.354	-22,66
PAPUA NEW GUINEA	0	172	--	0	165	--
THAILAND	120.000	38.031	-68,31	349.855	52.575	-84,97
SINGAPORE	265.674	45.786	-82,77	545.313	82.115	-84,94
PHILIPPINES	56.095	31.032	-44,68	84.077	46.967	-44,14
MALAYSIA	33.663	40.000	18,82	89.984	78.000	-13,32
BRUNEI DARUSSALAM	1.693	0	-100,00	6.112	0	-100,00
VIET NAM	114.668	232	-99,80	406.022	1.494	-99,63
INDIA	210.195	68.075	-67,61	425.772	173.743	-59,19
PAKISTAN	0	54.015	--	0	1.728.480	--
SRI LANKA	53.741	0	-100,00	88.046	0	-100,00
KENYA	0	8.000	--	0	13.216	--
GHANA	0	279	--	0	833	--
NIGERIA	20.000	20.000	0,00	20.000	20.000	0,00
GAMBIA	619	0	-100,00	435	0	-100,00
AUSTRALIA	4.057	0	-100,00	8.304	0	-100,00
AMERICAN SAMOA	2.076	4.154	100,10	2.944	6.955	136,24
SAMOA	0	2.898	--	0	8.126	--
EAST TIMOR	330	181.742	54.973,33	294	245.171	83.291,50
UNITED STATES	0	18	--	0	100	--
JAMAICA	2.677	0	-100,00	220	0	-100,00
UNITED KINGDOM	9	9	0,00	1.400	91	-93,50
NETHERLANDS	0	885	--	0	5.563	--
FRANCE	158	1	-99,37	490	2	-99,59
SWEDEN	0	2.430	--	0	386	--
-LOGAM TIDAK MULIA LAIN	233.818.830	167.056.175	-28,55	87.224.799	105.279.203	20,70
JAPAN	60.178.998	2.958.835	-95,08	15.593.174	12.811.148	-17,84

TABEL 5. PERKEMBANGAN EKSPOR INDONESIA MENURUT KOMODITI DAN NEGARA TUJUAN

JENIS BARANG	BERAT BERSIH (KG)		PERUB	NILAI FOB (US \$)		PERUB
	JAN-MEI 2007	JAN-MEI 2008	%	JAN-MEI 2007	JAN-MEI 2008	%
	(1)	(2)	(3)	(4)	(5)	(6)
HONG KONG	631.430	721.063	14,20	1.952.914	2.155.590	10,38
KOREA, REPUBLIC OF	101.892	66.557.502	65.221,62	268.275	5.702.430	2.025,59
TAIWAN	63.226	117.937	86,53	202.825	301.663	48,73
CHINA	427.924	566.538	32,39	1.168.557	2.009.127	71,93
MACAU	106	5.414	5.007,55	2.664	44	-98,35
PAPUA NEW GUINEA	531.704	207.381	-61,00	1.320.347	620.455	-53,01
THAILAND	1.125.499	1.358.583	20,71	6.697.317	9.404.621	40,42
SINGAPORE	8.867.765	10.439.206	17,72	13.475.240	16.427.803	21,91
PHILIPPINES	71.069.762	1.585.440	-97,77	4.568.748	2.630.166	-42,43
MALAYSIA	1.374.686	2.026.767	47,43	5.223.181	7.882.313	50,91
MYANMAR (FORM. BURMA)	15.178	575	-96,21	37.849	1.244	-96,71
CAMBODIA	24.812	4.658	-81,23	20.479	11.220	-45,21
BRUNEI DARUSSALAM	22.250	25.584	14,98	88.212	60.070	-31,90
LAO PEOPLE'S DEMOCRATIC REPU	0	1.350	--	0	51.478	--
VIET NAM	576.511	1.348.320	133,88	2.592.027	7.417.344	186,16
MALDIVES	25.133	14.815	-41,05	19.921	45.780	129,81
INDIA	353.018	69.932.474	19.709,89	933.904	2.845.254	204,66
PAKISTAN	23.242	88.739	281,80	183.285	368.759	101,19
BANGLADESH	17.811	0	-100,00	70.192	0	-100,00
SRI LANKA	23.448	59.879	155,37	70.986	238.649	236,19
IRAN (ISLAMIC REPUBLIC OF)	37.558	217.118	478,09	85.060	412.694	385,18
SAUDI ARABIA	709.877	90.678	-87,23	750.959	145.872	-80,58
ISRAEL	0	18.531	--	0	35.899	--
KUWAIT	27.463	19.174	-30,18	75.856	84.719	11,68
JORDAN	0	13.206	--	0	38.517	--
LEBANON	1.828	25.943	1.319,20	2.436	322.625	13.144,05
YEMEN	520	323	-37,88	300	1.467	389,00
OMAN	69.142	6.246	-90,97	78.949	23.118	-70,72
SYRIA ARAB REPUBLIC	9.190	84.376	818,13	299.149	86.391	-71,12
TURKEY	1.222	63.969	5.134,78	4.403	420.274	9.445,17
UNITED ARAB EMIRATES	612.685	1.069.262	74,52	759.323	1.892.500	149,24
QATAR	46.065	107.180	132,67	63.494	215.582	239,53
BAHRAIN	383	21.569	5.531,59	1.017	28.641	2.716,22
CYPRUS	89	52.251	58.608,99	206	60.958	29.491,26
EGYPT	64.575	35.816	-44,54	112.971	112.050	-0,82
LIBYAN ARAB JAMAHIRIYA	19.458	19.997	2,77	19.609	26.390	34,58
MOROCCO	27.344	16.431	-39,91	28.266	19.823	-29,87
TUNISIA	1.496	240	-83,96	37.293	302	-99,19
ALGERIA	40.000	288	-99,28	40.040	8.065	-79,86
SUDAN	626	8.056	1.186,90	3.300	111.956	3.292,61
NAMIBIA	0	1.400	--	0	100	--
ETHIOPIA	4.619	60.148	1.202,19	5.320	63.285	1.089,57
TANZANIA, UNITED REPUBLIC OF	28.965	13.889	-52,05	89.086	63.085	-29,19
MADAGASCAR	31.418	13.987	-55,48	24.907	35.075	40,82
KENYA	74.781	83.539	11,71	221.625	303.229	36,82
REUNION	1.748	12.225	599,37	1.082	12.935	1.095,47
MOZAMBIQUE	0	194	--	0	485	--
GHANA	18.200	0	-100,00	24.375	0	-100,00
LIBERIA	798	19.101	2.293,61	11.160	86.611	676,08
ANGOLA	31.068	204	-99,34	35.476	14.111	-60,22
CAMEROON	182	0	-100,00	8.876	0	-100,00
NIGERIA	263.477	471.759	79,05	630.580	1.022.413	62,14
SIERRA LEONE	0	4.129	--	0	21.501	--
SENEGAL	156	0	-100,00	1.123	0	-100,00
BENIN	57.577	57.534	-0,07	38.720	42.080	8,68
BURKINA FASO	0	23	--	0	50	--
U.S. VIRGIN ISLANDS	0	200	--	0	520	--
SEYCHELLES	0	27.055	--	0	46.396	--
UGANDA	10.626	30.360	185,71	29.967	85.620	185,71
SAO TOME AND PRINCIPE	0	7.277	--	0	8.700	--
SOUTH AFRICA	158.865	165.115	3,93	333.547	607.728	82,20
MAURITIUS	6.691	9.424	40,85	30.987	44.463	43,49
AUSTRALIA	1.073.246	946.029	-11,85	4.927.609	5.163.731	4,79
NEW ZEALAND	244.493	70.427	-71,19	278.931	226.786	-18,69
GUAM	711	186	-73,84	2.880	876	-69,58
NEW CALEDONIA	47.973	58.540	22,03	172.490	206.349	19,63
SAINT VINCENT AND THE GRENADII	0	4.662	--	0	44.100	--
VANUATU	1.292	49	-96,21	1.648	28	-98,30
AMERICAN SAMOA	525	0	-100,00	192	0	-100,00
COOK ISLANDS	1.021	0	-100,00	815	0	-100,00
FIJI	11.787	11.768	-0,16	65.373	80.797	23,59
SAMOA	4.293	1.986	-53,74	15.642	9.924	-36,56
TONGA	0	1.444	--	0	1.114	--
EAST TIMOR	3.611	285.708	7.812,16	6.887	217.177	3.053,43
UNITED STATES	847.230	992.738	17,17	6.519.757	7.827.025	20,05
CANADA	150.710	163.836	8,71	1.401.813	1.931.632	37,80
MEXICO	6.035	13.509	123,84	41.682	79.107	89,79
PANAMA	18.783	428	-97,72	70.225	804	-98,86

TABEL 5. PERKEMBANGAN EKSPOR INDONESIA MENURUT KOMODITI DAN NEGARA TUJUAN

JENIS BARANG	BERAT BERSIH (KG)		PERUB	NILAI FOB (US \$)		PERUB
	JAN-MEI 2007	JAN-MEI 2008	%	JAN-MEI 2007	JAN-MEI 2008	%
	(1)	(2)	(3)	(4)	(5)	(6)
SURINAME	4.727	143	-96,97	14.818	1.360	-90,82
CHILE	14.370	8.114	-43,54	110.219	64.751	-41,25
VENEZUELA	17.728	4.599	-74,06	32.457	17.861	-44,97
ARGENTINA	13.081	22.397	71,22	133.497	317.342	137,71
BRAZIL	8.094	69.909	763,71	70.891	657.975	828,15
COLOMBIA	1.440	784	-45,56	8.251	8.762	6,19
BOLIVIA	0	42	--	0	450	--
URUGUAY	0	300	--	0	3.450	--
ECUADOR	941	0	-100,00	4.105	0	-100,00
BAHAMAS	0	712	--	0	1.206	--
JAMAICA	608	688	13,16	559	1.111	98,75
PUERTO RICO	0	1.951	--	0	4.056	--
BELIZE	7	0	-100,00	10	0	-100,00
DOMINICAN REPUBLIC	692	438	-36,71	2.425	1.191	-50,89
EL SALVADOR	1.463	0	-100,00	6.272	0	-100,00
COSTA RICA	2.173	4.005	84,31	1.914	10.473	447,18
ANTIGUA AND BARBUDA	467	273	-41,54	3.786	662	-82,51
ARUBA	0	1.095	--	0	1.819	--
BERMUDA	146	327	123,97	1.078	2.428	125,23
CAYMAN ISLANDS	0	28	--	0	45	--
FRENCH GUIANA	376	229	-39,10	723	793	9,68
FRENCH POLYNESIA	4.170	15.695	276,38	5.509	29.233	430,64
GRENADA	3.042	2.403	-21,01	5.563	5.056	-9,11
MARTINIQUE	54	4.961	9.087,04	76	7.228	9.410,53
NETHERLANDS ANTILLES	1.305	2.678	105,21	22.101	15.139	-31,50
SAINT LUCIA	4.352	733	-83,16	7.436	2.628	-64,66
GUADELOUPE	2.331	177	-92,41	2.058	217	-89,46
SAINT KITTS AND NEVIS	27	0	-100,00	377	0	-100,00
UNITED KINGDOM	80.558.645	816.078	-98,99	5.116.923	2.376.809	-53,55
NETHERLANDS	184.645	203.680	10,31	1.283.804	1.250.200	-2,62
FRANCE	364.275	175.674	-51,77	731.437	528.501	-27,74
GERMANY, FED. REP. OF	272.089	1.151.104	323,06	2.128.371	3.624.137	70,28
AUSTRIA	2.477	11.121	348,97	16.897	126.636	649,46
BELGIUM	113.127	140.254	23,98	243.567	300.822	23,51
SWITZERLAND	6.010	20.976	249,02	54.864	332.191	505,48
LUXEMBOURG	0	2.100	--	0	6.216	--
DENMARK	40.541	5.229	-87,10	109.171	213.295	95,38
NORWAY	24.134	5.325	-77,94	112.265	14.571	-87,02
SWEDEN	74.448	64.704	-13,09	308.140	303.375	-1,55
FINLAND	4.190	3.007	-28,23	33.919	25.642	-24,40
IRELAND	100.196	95.168	-5,02	153.726	178.786	16,30
ITALY	472.060	461.751	-2,18	694.838	673.690	-3,04
SPAIN	1.208.745	259.496	-78,53	3.704.705	586.510	-84,17
PORTUGAL	8.937	20.278	126,90	21.068	18.742	-11,04
GREECE	38.447	33.133	-13,82	44.633	84.076	88,37
HUNGARY	3.402	5.900	73,43	6.950	20.661	197,28
POLAND	63	4.884	7.652,38	10.425	68.405	556,16
ROMANIA	7.288	380	-94,79	27.874	1.302	-95,33
BULGARIA	1.459	1.229	-15,76	4.083	21.080	416,29
KAZAKHSTAN	32	336	950,00	46	19.594	42.495,65
UKRAINE	2.388	472	-80,23	18.173	794	-95,63
LATVIA	0	385	--	0	822	--
ESTONIA	9.037	0	-100,00	22.602	0	-100,00
GEORGIA	8.676	0	-100,00	38.750	0	-100,00
CROATIA	2.058	2.878	39,84	10.861	14.890	37,10
MALTA	1.317	3.473	163,71	2.008	3.363	67,48
SLOVAKIA	432	2	-99,54	3.744	10	-99,73
SLOVENIA	0	570	--	0	609	--
CZECH REPUBLIC	1.737	3.009	73,23	7.376	21.844	196,15
RUSSIA FEDERATION	1.584	311	-80,37	33.951	25.556	-24,73
-PAKAIAN JADI	160.713.406	166.769.411	3,77	2.351.856.927	2.449.197.891	4,14
JAPAN	4.016.066	4.061.850	1,14	53.845.632	52.508.983	-2,48
HONG KONG	236.024	261.085	10,62	3.872.934	4.521.115	16,74
KOREA, DEMOCRATIC PEOPLE'S RE	22	154	600,00	115	3.420	2.873,91
KOREA, REPUBLIC OF	560.338	600.903	7,24	7.736.699	9.095.533	17,56
TAIWAN	228.728	140.718	-38,48	3.202.440	1.842.554	-42,46
CHINA	218.078	345.796	58,57	3.208.603	7.736.458	141,12
MONGOLIA	0	81	--	0	2.573	--
MACAU	123	46	-62,60	6.471	1.147	-82,27
PAPUA NEW GUINEA	192.751	242.689	25,91	885.712	1.107.016	24,99
THAILAND	325.504	527.602	62,09	3.188.993	4.713.822	47,82
SINGAPORE	3.405.460	1.672.415	-50,89	32.928.597	16.107.710	-51,08
PHILIPPINES	122.465	132.938	8,55	1.430.182	1.710.395	19,59
MALAYSIA	4.264.100	4.093.520	-4,00	19.661.119	23.204.639	18,02
MYANMAR (FORM. BURMA)	7.772	14.464	86,10	77.528	214.581	176,78
CAMBODIA	46.858	1.791	-96,18	173.629	12.038	-93,07
BRUNEI DARUSSALAM	93.046	120.870	29,90	521.674	881.875	69,05

TABEL 5. PERKEMBANGAN EKSPOR INDONESIA MENURUT KOMODITI DAN NEGARA TUJUAN

JENIS BARANG	BERAT BERSIH (KG)		PERUB	NILAI FOB (US \$)		PERUB
	JAN-MEI 2007	JAN-MEI 2008	%	JAN-MEI 2007	JAN-MEI 2008	%
	(1)	(2)	(3)	(4)	(5)	(6)
LAO PEOPLE'S DEMOCRATIC REPU	0	53.269	--	0	325.113	--
NEPAL	25.564	33.330	30,38	216.824	332.734	53,46
VIET NAM	65.039	219.616	237,67	635.941	1.439.420	126,34
MALDIVES	32.159	25.881	-19,52	210.880	97.746	-53,65
INDIA	151.127	104.404	-30,92	793.977	1.009.078	27,09
PAKISTAN	214.786	287.996	34,09	1.421.004	2.824.483	98,77
BANGLADESH	4.917	6.989	42,14	18.018	30.803	70,96
SRI LANKA	731.903	709.948	-3,00	4.212.824	3.638.458	-13,63
AFGHANISTAN	17.820	0	-100,00	76.070	0	-100,00
IRAN (ISLAMIC REPUBLIC OF)	27.827	66.044	137,34	339.959	370.315	8,93
SAUDI ARABIA	2.657.430	2.801.032	5,40	22.810.940	26.064.831	14,26
ISRAEL	0	7.669	--	0	226.285	--
KUWAIT	170.579	241.988	41,86	1.825.584	2.235.984	22,48
JORDAN	92	2.320	2.421,74	5.684	34.800	512,24
LEBANON	3.013	9.285	208,16	104.425	214.336	105,25
YEMEN	177.642	237.968	33,96	1.374.470	2.452.972	78,47
OMAN	11.214	13.211	17,81	152.029	123.076	-19,04
SYRIA ARAB REPUBLIC	8.558	0	-100,00	31.553	0	-100,00
TURKEY	159.302	213.848	34,24	2.560.513	4.419.019	72,58
UNITED ARAB EMIRATES	4.514.713	5.317.712	17,79	52.904.731	55.868.609	5,60
QATAR	3.213	12.888	301,12	74.917	230.164	207,23
BAHRAIN	45.727	47.611	4,12	209.401	277.509	32,53
CYPRUS	9.633	6.244	-35,18	101.982	99.108	-2,82
EGYPT	558.822	702.671	25,74	5.837.706	8.850.642	51,61
LIBYAN ARAB JAMAHIRIYA	31.328	109.343	249,03	112.095	415.526	270,69
MOROCCO	4.402	1.408	-68,01	82.523	42.653	-48,31
TUNISIA	31.888	3.339	-89,53	41.291	19.881	-51,85
ALGERIA	104.145	77.911	-25,19	1.203.706	976.713	-18,86
SUDAN	871.961	827.658	-5,08	8.397.120	9.168.132	9,18
ERITREA	1.926	345	-82,09	9.191	21.652	135,58
NAMIBIA	0	10.759	--	0	25.746	--
ETHIOPIA	50.160	95.974	91,34	451.440	1.020.361	126,02
TANZANIA, UNITED REPUBLIC OF	1.019.555	856.175	-16,02	564.325	474.252	-15,96
MADAGASCAR	66.596	71.977	8,08	81.757	52.224	-36,12
SOMALIA	30.516	17.095	-43,98	198.512	110.404	-44,38
KENYA	459.928	353.351	-23,17	1.351.139	645.514	-52,22
REUNION	25.764	20.277	-21,30	87.266	93.874	7,57
MOZAMBIQUE	152.912	132.315	-13,47	210.903	515.512	144,43
EQUATORIAL GUINEA	0	28.471	--	0	52.801	--
TOGO	4.095.790	4.824.856	17,80	6.123.723	7.469.768	21,98
GHANA	276.493	51.936	-81,22	323.128	180.745	-44,06
LIBERIA	66.058	111.173	68,30	76.775	135.171	76,06
GUINEA	640.862	828.752	29,32	706.608	970.905	37,40
ANGOLA	525.302	560.220	6,65	56.193	29.721	-47,11
CONGO	132.000	251.996	90,91	193.600	276.556	42,85
CAMEROON	418.945	264.000	-36,98	592.328	395.680	-33,20
NIGERIA	132.692	142.564	7,44	708.583	306.861	-56,69
SIERRA LEONE	0	104	--	0	87	--
GABON	40.955	70.277	71,60	28.523	457.323	1.503,35
COTE D'IVOIRE	1.768	96.361	5.350,28	2.798	89.548	3.100,43
SENEGAL	1.095.958	1.026.604	-6,33	978.503	923.859	-5,58
MAURITANIA	65.432	67.408	3,02	305.994	244.730	-20,02
BENIN	1.238.292	1.251.335	1,05	5.447.105	6.113.648	12,24
GAMBIA	183.829	141.024	-23,29	207.384	169.400	-18,32
U.S. VIRGIN ISLANDS	2.261	231	-89,78	5.195	2.462	-52,61
SEYCHELLES	4.899	4.751	-3,02	38.866	24.452	-37,09
UGANDA	81.003	42.878	-47,07	270.112	291.993	8,10
NIGER	215.696	45.937	-78,70	1.535.124	48.763	-96,82
DJIBOUTI	58.727	68.037	15,85	510.551	281.858	-44,79
SAO TOME AND PRINCIPE	6.099	0	-100,00	10.800	0	-100,00
SOUTH AFRICA	505.667	382.199	-24,42	3.575.203	5.064.323	41,65
ZIMBABWE	22.052	2.536	-88,50	175.610	10.229	-94,18
MALAWI	21.238	11.959	-43,69	8.990	6.975	-22,41
MAURITIUS	42.035	69.772	65,99	186.389	382.650	105,30
VIRGIN ISLANDS (BRITISH)	5.281	46	-99,13	93.853	195	-99,79
AUSTRALIA	834.739	913.435	9,43	15.647.829	16.880.343	7,88
NEW ZEALAND	97.403	116.362	19,46	1.516.586	1.912.910	26,13
GUAM	3.114	1.893	-39,21	24.647	8.174	-66,84
PALAU	22	127	477,27	286	769	168,88
NEW CALEDONIA	24.924	51.628	107,14	279.770	433.174	54,83
NORTHERN MARIANA ISLANDS	1.192	108	-90,94	6.863	729	-89,38
SAINT VINCENT AND THE GRENADII	99	3	-96,97	197	8	-95,94
VANUATU	11.831	9.673	-18,24	12.964	15.531	19,80
WALLIS AND FUTUNA ISLANDS	6.681	9.938	48,75	12.859	14.821	15,26
AMERICAN SAMOA	0	6.232	--	0	46.408	--
COOK ISLANDS	6.932	2.306	-66,73	13.146	29.599	125,16
FJI	59.967	35.242	-41,23	402.648	317.023	-21,27
SOLOMON ISLANDS	0	3.440	--	0	9.173	--

TABEL 5. PERKEMBANGAN EKSPOR INDONESIA MENURUT KOMODITI DAN NEGARA TUJUAN

JENIS BARANG	BERAT BERSIH (KG)		PERUB	NILAI FOB (US \$)		PERUB
	JAN-MEI 2007	JAN-MEI 2008	%	JAN-MEI 2007	JAN-MEI 2008	%
	(1)	(2)	(3)	(4)	(5)	(6)
TONGA	22.762	0	-100,00	24.240	0	-100,00
TUVALU	0	5.009	--	0	12.602	--
CHRISTMAS ISLANDS	582	0	-100,00	5.964	0	-100,00
EAST TIMOR	661	87.897	13.197,58	17.048	81.020	375,25
UNITED STATES	90.434.069	92.451.170	2,23	1.506.593.623	1.490.334.337	-1,08
CANADA	2.477.437	2.379.000	-3,97	47.135.360	49.966.667	6,01
MEXICO	733.233	1.212.669	65,39	11.963.909	15.728.053	31,46
GUATEMALA	241	18.608	7.621,16	3.739	90.176	2.311,77
NICARAGUA	0	18.140	--	0	38.432	--
PANAMA	833.673	591.522	-29,05	7.200.788	6.376.118	-11,45
CUBA	17	0	-100,00	126	0	-100,00
SURINAME	2.985	15.894	432,46	17.370	56.820	227,12
CHILE	147.247	164.296	11,58	1.929.893	2.123.720	10,04
VENEZUELA	3.946	18.716	374,30	156.111	216.123	38,44
ARGENTINA	98.365	90.357	-8,14	1.991.893	1.686.769	-15,32
BRAZIL	422.618	353.997	-16,24	3.274.461	3.147.508	-3,88
COLOMBIA	3.634	6.823	87,75	98.217	188.382	91,80
BOLIVIA	34	394	1.058,82	1.728	12.025	595,89
URUGUAY	13.482	16.757	24,29	246.996	333.142	34,88
PARAGUAY	20	262	1.210,00	494	5.462	1.005,67
ECUADOR	19.861	10.908	-45,08	213.826	179.111	-16,24
PERU	6.126	8.525	39,16	108.482	188.336	73,61
GUYANA	1.724	2.745	59,22	3.600	2.450	-31,94
TRINIDAD AND TOBAGO	0	10	--	0	26	--
BAHAMAS	2.166	3.893	79,73	2.770	25.523	821,41
JAMAICA	7.302	566	-92,25	29.502	14.796	-49,85
PUERTO RICO	110.999	94.237	-15,10	1.163.511	1.123.819	-3,41
BELIZE	7.845	2.883	-63,25	89.264	16.737	-81,25
DOMINICAN REPUBLIC	6.568	1.787	-72,79	73.173	12.665	-82,69
EL SALVADOR	9	8.474	94.055,56	351	35.473	10.006,27
COSTA RICA	25.243	7.628	-69,78	90.850	53.164	-41,48
BARBADOS	45	121	168,89	3.405	7.803	129,16
ANTIGUA AND BARBUDA	928	169	-81,79	6.872	2.052	-70,14
ARUBA	175	1.309	648,00	2.751	35.858	1.203,45
BERMUDA	16.156	2.686	-83,37	54.769	25.865	-52,77
CAPE VERDE	217	0	-100,00	120	0	-100,00
CAYMAN ISLANDS	10	194	1.840,00	855	170	-80,12
DOMINICA	0	2.581	--	0	13.101	--
FRENCH GUIANA	3.635	3.697	1,71	36.846	23.372	-36,57
FRENCH POLYNESIA	72.871	57.055	-21,70	274.289	206.747	-24,62
GREENLAND	0	46	--	0	1.198	--
MARTINIQUE	8.022	5.268	-34,33	36.982	27.954	-24,41
NETHERLANDS ANTILLES	71.248	74.164	4,09	664.764	718.714	8,12
SAINT LUCIA	129	902	599,22	6.758	4.136	-38,80
TURKS AND CAICOS ISLANDS	0	142	--	0	305	--
GUADELOUPE	12.998	6.432	-50,52	49.979	20.076	-59,83
SAINT KITTS AND NEVIS	342	688	101,17	5.610	5.455	-2,76
UNITED KINGDOM	7.409.225	7.019.538	-5,26	122.169.980	127.208.532	4,12
NETHERLANDS	2.100.388	2.329.109	10,89	41.303.191	46.611.158	12,85
FRANCE	2.654.111	2.445.999	-7,84	41.756.348	43.333.752	3,78
GERMANY, FED. REP. OF	8.357.085	10.145.020	21,39	151.324.773	194.907.953	28,80
AUSTRIA	120.012	172.259	43,53	2.306.265	3.698.566	60,37
BELGIUM	2.416.183	3.368.533	39,42	47.642.642	69.111.603	45,06
SWITZERLAND	264.277	251.264	-4,92	4.666.912	4.556.594	-2,36
LUXEMBOURG	0	1.090	--	0	9.650	--
DENMARK	135.878	141.552	4,18	1.875.618	2.288.826	22,03
NORWAY	98.224	100.002	1,81	1.622.770	1.922.775	18,49
SWEDEN	271.933	317.299	16,68	4.583.960	4.523.507	-1,32
FINLAND	18.979	11.802	-37,82	188.682	175.825	-6,81
IRELAND	251.498	272.303	8,27	4.158.830	4.270.632	2,69
ITALY	1.481.636	1.550.807	4,67	31.879.254	31.792.244	-0,27
SPAIN	1.230.133	2.063.832	67,77	15.456.078	26.091.648	68,81
PORTUGAL	57.603	32.475	-43,62	688.530	351.981	-48,88
ICELAND	0	6	--	0	300	--
MONTSERRAT	172	0	-100,00	3.764	0	-100,00
GREECE	94.642	83.587	-11,68	1.136.958	1.179.942	3,78
DEMOCRATIC REPUBLIC OF THE CC	134.656	127.065	-5,64	211.210	801.547	279,50
HUNGARY	25.605	9.342	-63,51	220.774	208.698	-5,47
POLAND	83.958	134.951	60,74	1.429.379	1.848.063	29,29
ROMANIA	10.708	15.077	40,80	213.202	284.445	33,42
BULGARIA	1.287	2.824	119,43	16.367	31.930	95,09
YUGOSLAVIA	9.605	10.290	7,13	82.577	194.480	135,51
ALBANIA	904	0	-100,00	12.337	0	-100,00
KAZAKHSTAN	287	11.351	3.855,05	7.827	342.357	4.274,05
MOLDOVA, REPUBLIC OF	27	0	-100,00	762	0	-100,00
UKRAINE	247.984	451.020	81,87	3.608.823	6.065.066	68,06
LITHUANIA	20.990	0	-100,00	400.231	0	-100,00
LATVIA	1.017	13.677	1.244,84	8.840	257.806	2.816,36

TABEL 5. PERKEMBANGAN EKSPOR INDONESIA MENURUT KOMODITI DAN NEGARA TUJUAN

JENIS BARANG	BERAT BERSIH (KG)		PERUB	NILAI FOB (US \$)		PERUB
	JAN-MEI 2007	JAN-MEI 2008	%	JAN-MEI 2007	JAN-MEI 2008	%
	(1)	(2)	(3)	(4)	(5)	(6)
ESTONIA	2.760	22.735	723,73	42.759	268.281	527,43
CROATIA	27.741	23.648	-14,75	101.394	108.693	7,20
BOSNIA AND HERZEGOVINA	610	0	-100,00	1.571	0	-100,00
MALTA	94.387	48.056	-49,09	376.441	367.556	-2,36
SLOVAKIA	28.965	25.292	-12,68	535.629	416.884	-22,17
SLOVENIA	1.637	2.719	66,10	22.582	38.981	72,62
CZECH REPUBLIC	60.387	55.094	-8,77	1.372.312	1.452.242	5,82
REP. OF MACEDONIA	984	0	-100,00	4.603	0	-100,00
RUSSIA FEDERATION	341.569	368.585	7,91	7.310.702	9.321.959	27,51
-KAIN TENUN	115.333.982	116.901.098	1,36	568.238.448	623.588.029	9,74
JAPAN	13.761.102	13.485.319	-2,00	56.774.554	59.345.193	4,53
HONG KONG	2.757.202	1.512.341	-45,15	17.287.411	10.866.957	-37,14
KOREA, REPUBLIC OF	1.500.689	2.231.691	48,71	5.273.049	8.507.176	61,33
TAIWAN	2.813.250	2.228.910	-20,77	15.562.063	11.540.459	-25,84
CHINA	2.229.669	4.448.351	99,51	14.934.883	18.021.448	20,67
MACAU	43.555	74.694	71,49	278.728	480.064	72,23
PAPUA NEW GUINEA	88.526	90.901	2,68	466.307	490.219	5,13
THAILAND	3.338.684	3.098.178	-7,20	13.574.426	15.962.900	17,60
SINGAPORE	2.402.274	2.536.180	5,57	12.026.170	26.083.036	116,89
PHILIPPINES	2.116.443	1.464.061	-30,82	19.903.250	9.597.103	-51,78
MALAYSIA	7.706.103	8.814.233	14,38	29.700.314	36.314.585	22,27
MYANMAR (FORM. BURMA)	442.796	350.779	-20,78	2.737.158	2.494.783	-8,85
CAMBODIA	934.019	760.151	-18,62	4.091.804	3.653.803	-10,70
BRUNEI DARUSSALAM	44.842	60.040	33,89	266.292	410.038	53,98
LAO PEOPLE'S DEMOCRATIC REPU	53.520	91.705	71,35	190.931	383.298	100,75
NEPAL	778	979	25,84	4.360	9.791	124,56
VIET NAM	1.594.909	2.179.631	36,66	9.553.579	12.514.039	30,99
MALDIVES	22.052	41.330	87,42	69.965	80.315	14,79
INDIA	1.495.753	1.246.707	-16,65	7.814.446	6.875.785	-12,01
PAKISTAN	307.895	109.683	-64,38	1.060.840	512.575	-51,68
BANGLADESH	3.872.656	2.230.790	-42,40	15.499.817	10.336.745	-33,31
SRI LANKA	1.626.688	1.851.052	13,79	8.920.798	15.285.878	71,35
AFGHANISTAN	48.800	0	-100,00	185.810	0	-100,00
IRAQ	0	6.375	--	0	50.058	--
IRAN (ISLAMIC REPUBLIC OF)	237.461	351.005	47,82	1.049.959	2.277.995	116,96
SAUDI ARABIA	5.025.672	5.059.772	0,68	31.052.407	35.246.056	13,51
ISRAEL	0	16.483	--	0	69.788	--
KUWAIT	636.178	437.777	-31,19	4.902.125	3.466.569	-29,28
JORDAN	396.600	571.708	44,15	2.067.618	3.380.701	63,51
LEBANON	64.544	109.841	70,18	375.588	651.396	73,43
YEMEN	363.910	418.875	15,10	1.805.249	2.326.123	28,85
OMAN	260.039	293.628	12,92	1.412.690	1.730.260	22,48
SYRIA ARAB REPUBLIC	496.997	901.528	81,40	2.752.200	5.541.697	101,36
TURKEY	10.179.504	11.848.202	16,39	43.748.929	58.666.484	34,10
UNITED ARAB EMIRATES	9.098.190	10.392.554	14,23	56.786.037	71.618.544	26,12
QATAR	50.412	47.739	-5,30	358.473	310.082	-13,50
BAHRAIN	43.535	36.499	-16,16	303.583	301.479	-0,69
CYPRUS	26.895	34.660	28,87	202.480	242.402	19,72
EGYPT	496.237	599.911	20,89	2.602.522	3.944.899	51,58
LIBYAN ARAB JAMAHIRIYA	305.418	208.852	-31,62	1.565.144	1.233.715	-21,18
MOROCCO	273.217	372.149	36,21	1.667.213	2.165.157	29,87
TUNISIA	82.686	49.469	-40,17	360.226	239.538	-33,50
ALGERIA	130.661	172.376	31,93	318.237	550.286	72,92
SUDAN	110.207	186.262	69,01	643.726	1.174.789	82,50
LESOTHO	386.293	551.794	42,84	1.152.970	1.648.649	42,99
ETHIOPIA	6.488	58.455	800,97	46.999	293.853	525,23
TANZANIA, UNITED REPUBLIC OF	0	1.841	--	0	870	--
MADAGASCAR	56.072	4.705	-91,61	202.134	15.327	-92,42
SOMALIA	23.336	28.143	20,60	121.072	218.104	80,14
KENYA	618.726	385.733	-37,66	2.646.158	1.891.382	-28,52
REUNION	13	1.219	9.276,92	73	9.086	12.346,58
MOZAMBIQUE	0	11.072	--	0	98.357	--
BOTSWANA	27.576	0	-100,00	150.163	0	-100,00
TOGO	23.477	60.499	157,69	95.700	302.070	215,64
GHANA	106.403	93.644	-11,99	411.056	521.537	26,88
GUINEA	38.203	13.859	-63,72	114.826	22.429	-80,47
ANGOLA	0	5.897	--	0	37.724	--
CAMEROON	15.099	0	-100,00	88.812	0	-100,00
NIGERIA	12.915	50.094	287,87	137.054	427.722	212,08
GABON	1.078	5.561	415,86	900	3.275	263,89
COTE D'IVOIRE	10.249	62.738	512,14	31.502	188.896	499,63
SENEGAL	46.794	2.899	-93,80	103.224	2.700	-97,38
MALI	0	147.451	--	0	764.230	--
BENIN	19.587	0	-100,00	107.874	0	-100,00
GAMBIA	1.512	14.795	878,51	6.503	135.156	1.978,36
SEYCHELLES	0	3.025	--	0	31.443	--
UGANDA	0	24.672	--	0	163.326	--

TABEL 5. PERKEMBANGAN EKSPOR INDONESIA MENURUT KOMODITI DAN NEGARA TUJUAN

JENIS BARANG	BERAT BERSIH (KG)		PERUB	NILAI FOB (US \$)		PERUB
	JAN-MEI 2007	JAN-MEI 2008	%	JAN-MEI 2007	JAN-MEI 2008	%
	(1)	(2)	(3)	(4)	(5)	(6)
NIGER	12.740	54.405	327,04	61.152	223.035	264,72
DJIBOUTI	20.852	28.011	34,33	75.838	201.593	165,82
SOUTH AFRICA	1.968.074	2.100.289	6,72	7.845.340	10.644.739	35,68
ZIMBABWE	331.694	273.863	-17,44	1.259.088	891.276	-29,21
MAURITIUS	147.155	373.549	153,85	722.138	1.418.380	96,41
AUSTRALIA	1.513.957	1.176.803	-22,27	4.688.074	4.671.517	-0,35
NEW ZEALAND	182.680	124.289	-31,96	995.764	888.498	-10,77
GUAM	0	48	--	0	67	--
PALAU	33	1.157	3.406,06	484	1.950	302,89
NEW CALEDONIA	1.035	2.492	140,77	2.788	6.316	126,54
NORTHERN MARIANA ISLANDS	300	0	-100,00	6.200	0	-100,00
VANUATU	828	3.352	304,83	546	2.240	310,26
AMERICAN SAMOA	0	965	--	0	5.402	--
COOK ISLANDS	2	0	-100,00	8	0	-100,00
FIJI	145.965	79.257	-45,70	728.853	491.705	-32,54
EAST TIMOR	1.703	7.533	342,34	46.612	12.072	-74,10
UNITED STATES	5.508.905	4.066.165	-26,19	35.296.538	32.846.427	-6,94
CANADA	499.829	467.477	-6,47	2.938.578	2.925.409	-0,45
MEXICO	1.596.709	1.377.405	-13,73	7.127.254	6.509.308	-8,67
GUATEMALA	55.248	93.745	69,68	350.100	833.408	138,05
HONDURAS	52.749	121.114	129,60	492.631	814.951	65,43
NICARAGUA	181.695	424.572	133,67	590.146	1.605.071	171,98
PANAMA	296.333	406.201	37,08	1.345.216	2.246.721	67,02
SURINAME	3.499	4.173	19,26	13.151	24.031	82,73
CHILE	181.587	86.160	-52,55	822.213	567.887	-30,93
VENEZUELA	126.119	20.570	-83,69	544.862	118.467	-78,26
ARGENTINA	130.887	94.417	-27,86	692.948	595.162	-14,11
BRAZIL	856.616	1.119.101	30,64	5.158.208	7.107.685	37,79
COLOMBIA	323.803	196.452	-39,33	1.585.492	1.173.204	-26,00
BOLIVIA	2.112	0	-100,00	13.155	0	-100,00
URUGUAY	30.092	30.478	1,28	154.877	76.122	-50,85
PARAGUAY	0	18.371	--	0	113.781	--
ECUADOR	16.613	0	-100,00	69.861	0	-100,00
PERU	192.170	348.984	81,60	1.258.626	2.043.738	62,38
JAMAICA	0	18.963	--	0	123.761	--
PUERTO RICO	0	9	--	0	171	--
DOMINICAN REPUBLIC	79.373	64.374	-18,90	459.395	373.416	-18,72
EL SALVADOR	36.777	66.063	79,63	193.451	358.952	85,55
COSTA RICA	24	274	1.041,67	385	1.967	410,91
ANTIGUA AND BARBUDA	543	0	-100,00	4.000	0	-100,00
ARUBA	0	48	--	0	95	--
FRENCH POLYNESIA	7.990	3.864	-51,64	69.619	34.611	-50,29
MARTINIQUE	14	78	457,14	175	737	321,14
NETHERLANDS ANTILLES	8	5	-37,50	427	87	-79,63
TURKS AND CAICOS ISLANDS	0	427	--	0	913	--
GUADELOUPE	0	1.696	--	0	3.638	--
UNITED KINGDOM	2.564.564	3.019.398	17,74	14.851.903	12.677.723	-14,64
NETHERLANDS	2.439.348	2.811.077	15,24	9.923.267	12.008.755	21,02
FRANCE	557.866	444.757	-20,28	5.726.404	3.923.470	-31,48
GERMANY, FED. REP. OF	2.702.976	2.349.198	-13,09	12.723.923	12.305.827	-3,29
AUSTRIA	10.728	7.505	-30,04	108.272	80.669	-25,49
BELGIUM	2.172.501	1.892.407	-12,89	7.342.617	6.377.776	-13,14
SWITZERLAND	4.234	3.125	-26,19	166.496	45.307	-72,79
DENMARK	105.958	79.154	-25,30	725.249	492.646	-32,07
NORWAY	68.492	3.014	-95,60	289.597	17.699	-93,89
SWEDEN	44.844	28.157	-37,21	267.307	150.200	-43,81
FINLAND	336.875	226.424	-32,79	2.207.435	1.495.028	-32,27
IRELAND	38.249	49	-99,87	117.186	231	-99,80
ITALY	6.151.032	6.453.894	4,92	20.275.398	22.671.406	11,82
SPAIN	2.393.997	1.850.679	-22,70	8.613.845	7.561.918	-12,21
PORTUGAL	207.978	227.205	9,24	894.953	1.074.683	20,08
GREECE	299.909	376.480	25,53	1.712.290	2.053.785	19,94
HUNGARY	249.103	145.820	-41,46	1.407.416	1.093.239	-22,32
POLAND	796.466	577.943	-27,44	5.067.409	3.829.917	-24,42
ROMANIA	85.296	42.780	-49,85	430.355	275.549	-35,97
BULGARIA	39.924	10.009	-74,93	236.037	69.518	-70,55
YUGOSLAVIA	0	76	--	0	367	--
BELARUS	51.599	26.241	-49,14	353.170	225.338	-36,20
KAZAKHSTAN	281	245	-12,81	5.768	6.006	4,13
UKRAINE	268.619	195.237	-27,32	1.832.189	1.577.865	-13,88
UZBEKISTAN	78.884	59.253	-24,89	209.788	216.763	3,32
LITHUANIA	0	12.452	--	0	70.513	--
LATVIA	3.989	246	-93,83	15.534	4.802	-69,09
ESTONIA	659	10.272	1.458,73	5.819	48.426	732,20
CROATIA	5.043	15.511	207,57	23.955	128.603	436,85
MALTA	2.110	8	-99,62	8.523	102	-98,80
SLOVAKIA	30.010	5.466	-81,79	161.902	33.853	-79,09
SLOVENIA	7.647	10.732	40,34	86.333	128.228	48,53

TABEL 5. PERKEMBANGAN EKSPOR INDONESIA MENURUT KOMODITI DAN NEGARA TUJUAN

JENIS BARANG	BERAT BERSIH (KG)		PERUB	NILAI FOB (US \$)		PERUB
	JAN-MEI 2007	JAN-MEI 2008	%	JAN-MEI 2007	JAN-MEI 2008	%
	(1)	(2)	(3)	(4)	(5)	(6)
CZECH REPUBLIC	78.479	42.084	-46,38	310.833	283.075	-8,93
RUSSIA FEDERATION	155.220	165.534	6,64	954.701	969.888	1,59
-TEKSTIL LAINNYA	508.304.227	475.177.902	-6,52	1.147.283.475	1.187.349.960	3,49
JAPAN	33.448.145	36.229.896	8,32	99.181.185	113.268.386	14,20
HONG KONG	15.728.889	8.455.396	-46,24	35.405.971	25.022.402	-29,33
KOREA, DEMOCRATIC PEOPLE'S RE	190	690	263,16	300	460	53,33
KOREA, REPUBLIC OF	40.507.183	39.551.985	-2,36	98.735.931	110.789.125	12,21
TAIWAN	13.853.106	13.717.820	-0,98	25.579.160	31.539.521	23,30
CHINA	24.735.726	24.550.871	-0,75	42.406.369	48.700.170	14,84
MACAU	5.162	64.640	1.152,23	86.032	273.436	217,83
PAPUA NEW GUINEA	40.428	73.729	82,37	82.375	164.416	99,59
THAILAND	12.606.899	13.631.391	8,13	31.744.512	36.034.140	13,51
SINGAPORE	7.259.498	4.697.091	-35,30	22.357.669	14.559.587	-34,88
PHILIPPINES	8.400.409	8.986.656	6,98	17.669.342	21.697.003	22,79
MALAYSIA	14.760.181	13.017.430	-11,81	35.652.827	34.312.130	-3,76
MYANMAR (FORM. BURMA)	36.268	267.359	637,18	150.055	961.488	540,76
CAMBODIA	330.986	353.674	6,85	1.657.524	1.598.513	-3,56
BRUNEI DARUSSALAM	102.093	96.305	-5,67	275.971	344.125	24,70
LAO PEOPLE'S DEMOCRATIC REPU	0	201	--	0	2	--
NEPAL	66	76	15,15	650	859	32,15
VIET NAM	13.447.695	16.260.570	20,92	24.094.390	32.191.666	33,61
MALDIVES	37.355	26.875	-28,06	177.917	104.251	-41,40
INDIA	9.242.147	9.137.282	-1,13	16.722.901	26.119.147	56,19
PAKISTAN	5.964.539	11.372.484	90,67	12.015.768	24.485.281	103,78
BANGLADESH	9.811.388	6.176.242	-37,05	24.409.561	17.279.791	-29,21
SRI LANKA	5.231.077	4.237.332	-19,00	14.559.440	12.185.747	-16,30
AFGHANISTAN	1.700	11.874	598,47	5.408	11.057	104,46
IRAQ	0	113	--	0	20	--
IRAN (ISLAMIC REPUBLIC OF)	6.940.624	5.894.925	-15,07	13.178.723	14.393.037	9,21
SAUDI ARABIA	935.993	1.414.233	51,09	4.654.453	6.312.869	35,63
ISRAEL	0	1.913.390	--	0	4.967.592	--
KUWAIT	367.515	46.249	-87,42	1.155.609	315.029	-72,74
JORDAN	395.286	262.439	-33,61	857.788	724.737	-15,51
LEBANON	38.758	73.281	89,07	245.556	198.371	-19,22
YEMEN	348.852	351.017	0,62	1.274.032	1.528.842	20,00
OMAN	8.514	15.634	83,63	37.280	36.393	-2,38
SYRIA ARAB REPUBLIC	2.002.279	2.178.143	8,78	3.658.932	5.062.024	38,35
TURKEY	44.596.519	32.104.550	-28,01	99.901.921	79.676.787	-20,24
UNITED ARAB EMIRATES	3.199.903	3.501.653	9,43	12.557.432	16.818.078	33,93
QATAR	27.067	16.870	-37,67	65.836	32.387	-50,81
BAHRAIN	390	89	-77,18	758	463	-38,92
CYPRUS	4.501	10.080	123,95	5.379	47.304	779,42
EGYPT	15.824.121	17.269.868	9,14	27.196.997	32.384.405	19,07
LIBYAN ARAB JAMAHIRIYA	33.903	127	-99,63	49.293	7.306	-85,18
MOROCCO	2.314.507	1.469.205	-36,52	2.974.253	2.273.806	-23,55
TUNISIA	205.079	225.053	9,74	431.443	592.218	37,26
ALGERIA	1.980.955	1.074.315	-45,77	3.221.837	2.680.934	-16,79
SUDAN	22.823	74.426	226,10	57.404	140.479	144,72
NAMIBIA	0	536	--	0	135	--
ETHIOPIA	0	1.415.105	--	0	4.102.633	--
TANZANIA, UNITED REPUBLIC OF	51.245	85.072	66,01	89.761	163.366	82,00
MADAGASCAR	117.793	112.898	-4,16	326.284	401.960	23,19
SOMALIA	16.644	0	-100,00	123.395	0	-100,00
KENYA	827.873	478.533	-42,20	1.276.121	1.395.080	9,32
REUNION	23.854	26.263	10,10	42.574	45.966	7,97
MOZAMBIQUE	21.672	146	-99,33	36.464	741	-97,97
BOTSWANA	7.535	0	-100,00	21.728	0	-100,00
TOGO	36.140	57.827	60,01	153.000	310.704	103,07
GHANA	385.430	251.676	-34,70	1.393.018	1.013.380	-27,25
GUINEA	0	16.596	--	0	43.527	--
ANGOLA	1.845	0	-100,00	1.250	0	-100,00
CONGO	0	24.100	--	0	38.390	--
CAMEROON	63.466	74.800	17,86	119.202	136.302	14,35
NIGERIA	55.523	69.503	25,18	112.061	306.037	173,10
SIERRA LEONE	8.311	22.431	169,90	27.129	47.133	73,74
GABON	82.390	12.634	-84,67	113.166	8.181	-92,77
COTE D'IVOIRE	87.139	49.618	-43,06	220.341	144.392	-34,47
SENEGAL	57.881	141.679	144,78	196.855	298.362	51,56
MAURITANIA	224.010	161.439	-27,93	719.394	520.425	-27,66
MALI	12.797	100	-99,22	40.388	1.695	-95,80
BENIN	17.275	116.742	575,79	172.132	1.163.298	575,82
GAMBIA	22.843	14.508	-36,49	15.877	37.872	138,53
U.S. VIRGIN ISLANDS	20	546	2.630,00	60	418	596,67
SEYCHELLES	7.269	2.977	-59,05	12.173	11.873	-2,46
UGANDA	1.499	419	-72,05	4.975	8.428	69,41
NIGER	0	16.900	--	0	180.900	--
DJIBOUTI	718.740	9.000	-98,75	1.900.957	1.020	-99,95

TABEL 5. PERKEMBANGAN EKSPOR INDONESIA MENURUT KOMODITI DAN NEGARA TUJUAN

JENIS BARANG	BERAT BERSIH (KG)		PERUB	NILAI FOB (US \$)		PERUB
	JAN-MEI 2007	JAN-MEI 2008	%	JAN-MEI 2007	JAN-MEI 2008	%
	(1)	(2)	(3)	(4)	(5)	(6)
SAO TOME AND PRINCIPE	0	9.828	--	0	9.540	--
SOUTH AFRICA	2.603.283	1.863.688	-28,41	6.113.372	5.336.789	-12,70
ZIMBABWE	272	7.264	2.570,59	1.668	30.289	1.715,89
ZAMBIA	38.689	56.988	47,30	71.438	120.627	68,86
MALAWI	0	37	--	0	233	--
MAURITIUS	645.451	434.718	-32,65	2.127.786	1.302.656	-38,78
VIRGIN ISLANDS (BRITISH)	16	895	5.493,75	210	4.117	1.860,48
AUSTRALIA	7.767.255	7.283.061	-6,23	16.112.541	17.028.220	5,68
NEW ZEALAND	1.227.532	1.238.605	0,90	3.424.032	3.587.389	4,77
GUAM	2.288	6.448	181,82	10.543	11.644	10,44
PALAU	50	489	878,00	478	1.562	226,78
NEW CALEDONIA	28.176	35.785	27,01	137.257	186.666	36,00
NORTHERN MARIANA ISLANDS	217	0	-100,00	1.367	0	-100,00
SAINT VINCENT AND THE GRENADII	1.351	951	-29,61	2.788	1.372	-50,79
VANUATU	7.701	3.098	-59,77	9.264	4.671	-49,58
WALLIS AND FUTUNA ISLANDS	127	1.855	1.360,63	246	2.934	1.092,68
COOK ISLANDS	14.653	3.033	-79,30	32.137	41.401	28,83
FIJI	14.380	18.968	31,91	64.375	66.846	3,84
KIRIBATI	1.667	0	-100,00	2.970	0	-100,00
MARSHALL ISLANDS	5	0	-100,00	200	0	-100,00
SAMOA	0	2.110	--	0	4.251	--
SOLOMON ISLANDS	20.250	1.480	-92,69	1	4.130	412.900,00
TONGA	537	3.529	557,17	2.422	4.122	70,19
TUVALU	0	189	--	0	487	--
CHRISTMAS ISLANDS	322	0	-100,00	3.298	0	-100,00
EAST TIMOR	284.690	169.710	-40,39	506.901	344.649	-32,01
UNITED STATES	37.592.650	38.430.480	2,23	84.935.412	90.603.007	6,67
CANADA	3.934.561	2.883.742	-26,71	8.941.181	6.659.980	-25,51
MEXICO	5.685.275	5.261.784	-7,45	11.924.360	12.297.803	3,13
GUATEMALA	182.013	454.839	149,89	362.497	994.389	174,32
HONDURAS	20.132	506.854	2.417,65	34.630	953.517	2.653,44
NICARAGUA	2.438	71	-97,09	3.704	87	-97,65
PANAMA	24.809	531	-97,86	63.925	6.190	-90,32
CUBA	0	76.028	--	0	133.164	--
SURINAME	94.511	78.237	-17,22	170.946	176.722	3,38
CHILE	1.413.995	1.617.504	14,39	3.287.770	4.328.975	31,67
VENEZUELA	2.341.665	934.423	-60,10	5.201.703	2.427.612	-53,33
ARGENTINA	7.958.757	7.341.508	-7,76	17.639.226	17.941.996	1,72
BRAZIL	48.477.144	42.150.612	-13,05	99.177.662	90.695.313	-8,55
COLOMBIA	3.127.181	2.070.658	-33,79	6.670.893	4.695.799	-29,61
URUGUAY	62.691	209.332	233,91	104.915	622.435	493,28
PARAGUAY	29.260	10.754	-63,25	54.610	32.146	-41,14
ECUADOR	1.078.674	918.382	-14,86	2.352.810	2.433.209	3,42
PERU	1.342.366	682.148	-49,18	2.619.468	2.002.122	-23,57
GUYANA	1.954	7.499	283,78	4.080	13.233	224,34
TRINIDAD AND TOBAGO	0	2.973	--	0	5.330	--
BAHAMAS	3.091	368	-88,09	3.256	2.309	-29,08
JAMAICA	111.293	114.355	2,75	208.439	213.082	2,23
PUERTO RICO	1.380	4.462	223,33	8.992	10.370	15,32
DOMINICAN REPUBLIC	140.075	139.911	-0,12	273.687	519.903	89,96
EL SALVADOR	284.808	236.039	-17,12	550.384	600.258	9,06
COSTA RICA	33.267	24.898	-25,16	107.918	154.403	43,07
HAITI	164	0	-100,00	131	0	-100,00
BARBADOS	247	938	279,76	1.839	2.753	49,70
ANTIGUA AND BARBUDA	185	521	181,62	350	2.420	591,43
ANGUILLA	27	0	-100,00	82	0	-100,00
ARUBA	202	371	83,66	537	2.900	440,04
BERMUDA	69	404	485,51	616	2.286	271,10
CAYMAN ISLANDS	59	1.342	2.174,58	16	265	1.556,25
FALKLAND ISLANDS (MALVINAS)	6	0	-100,00	8	0	-100,00
FRENCH GUIANA	1.103	10.677	868,00	4.573	30.088	557,95
FRENCH POLYNESIA	69.819	82.984	18,86	185.127	188.624	1,89
GRENADA	63	0	-100,00	455	0	-100,00
MARTINIQUE	10.728	6.263	-41,62	41.864	26.589	-36,49
NETHERLANDS ANTILLES	1.008	14.403	1.328,87	7.197	49.113	582,41
SAINT LUCIA	62	1.679	2.608,06	866	5.747	563,63
TURKS AND CAICOS ISLANDS	0	188	--	0	380	--
GUADELOUPE	11.006	7.607	-30,88	37.197	30.922	-16,87
SAINT KITTS AND NEVIS	341	3.121	815,25	5.154	7.534	46,18
UNITED KINGDOM	7.174.510	6.610.936	-7,86	14.708.447	14.466.151	-1,65
NETHERLANDS	2.220.017	3.077.080	38,61	6.733.222	7.702.966	14,40
FRANCE	844.220	779.474	-7,67	4.002.104	3.632.917	-9,22
GERMANY, FED. REP. OF	13.237.374	13.088.236	-1,13	31.883.028	32.353.922	1,48
AUSTRIA	37.789	33.008	-12,65	205.399	85.059	-58,59
BELGIUM	14.322.313	13.171.279	-8,04	29.835.270	28.698.436	-3,81
SWITZERLAND	129.392	92.290	-28,67	394.332	276.692	-29,83
DENMARK	308.944	288.159	-6,73	1.131.368	1.159.785	2,51
NORWAY	220.440	105.048	-52,35	1.441.256	755.479	-47,58

TABEL 5. PERKEMBANGAN EKSPOR INDONESIA MENURUT KOMODITI DAN NEGARA TUJUAN

JENIS BARANG	BERAT BERSIH (KG)		PERUB	NILAI FOB (US \$)		PERUB
	JAN-MEI 2007	JAN-MEI 2008	%	JAN-MEI 2007	JAN-MEI 2008	%
	(1)	(2)	(3)	(4)	(5)	(6)
SWEDEN	1.058.138	1.003.380	-5,17	6.233.216	3.359.430	-46,10
FINLAND	420.606	797.377	89,58	845.950	2.199.544	160,01
IRELAND	50.752	214.231	322,11	96.253	493.335	412,54
ITALY	20.801.044	18.574.906	-10,70	42.644.143	42.682.796	0,09
SPAIN	10.690.255	9.052.929	-15,32	23.284.264	21.708.661	-6,77
PORTUGAL	2.895.729	3.027.680	4,56	6.882.567	8.682.971	26,16
ICELAND	0	6.301	--	0	45.771	--
GREECE	3.669.815	1.776.263	-51,60	9.420.909	4.739.174	-49,70
DEMOCRATIC REPUBLIC OF THE CC	58.397	50.779	-13,05	177.355	110.992	-37,42
HUNGARY	1.163.272	921.003	-20,83	2.044.378	1.829.886	-10,49
POLAND	1.957.403	1.926.673	-1,57	4.066.262	4.368.669	7,44
ROMANIA	285.047	261.192	-8,37	540.506	626.143	15,84
BULGARIA	55.412	138.308	149,60	109.715	268.714	144,92
YUGOSLAVIA	9.602	2.418	-74,82	10.121	2.026	-79,98
AZERBAIJAN	0	4.192	--	0	16.179	--
KAZAKHSTAN	3.600	300	-91,67	1.046	600	-42,64
KYRGYZSTAN	155.696	83.987	-46,06	439.473	256.140	-41,72
MOLDOVA, REPUBLIC OF	0	44	--	0	100	--
UKRAINE	94.070	156.273	66,12	281.865	345.339	22,52
UZBEKISTAN	14.318	930	-93,50	20.005	25	-99,88
LITHUANIA	1.235.993	887.750	-28,18	2.143.104	1.740.685	-18,78
LATVIA	84.002	0	-100,00	196.874	0	-100,00
ESTONIA	55.924	75.925	35,76	147.119	214.014	45,47
GEORGIA	38.546	0	-100,00	68.226	0	-100,00
CROATIA	8.073	6.181	-23,44	123.106	33.487	-72,80
MALTA	4.347	9.275	113,37	20.740	28.038	35,19
SLOVAKIA	204.818	875	-99,57	335.068	13.112	-96,09
SLOVENIA	215.601	194.428	-9,82	388.038	436.265	12,43
CZECH REPUBLIC	126.159	116.277	-7,83	265.777	279.554	5,18
RUSSIA FEDERATION	106.705	1.235.319	1.057,70	934.706	6.551.331	600,90
-BARANG DARI KARET	193.937.170	192.671.048	-0,65	537.979.920	614.092.503	14,15
JAPAN	33.360.033	31.670.814	-5,06	98.175.906	104.810.653	6,76
HONG KONG	1.879.881	1.250.140	-33,50	7.842.787	6.022.350	-23,21
KOREA, REPUBLIC OF	2.111.249	2.288.269	8,38	3.584.016	3.475.431	-3,03
TAIWAN	1.827.735	2.319.664	26,91	5.444.582	7.566.141	38,97
CHINA	5.626.375	2.284.771	-59,39	12.247.048	8.832.663	-27,88
PAPUA NEW GUINEA	596.176	708.399	18,82	1.603.250	2.145.331	33,81
THAILAND	4.493.725	4.261.632	-5,16	14.193.852	15.288.452	7,71
SINGAPORE	2.714.529	2.540.859	-6,40	21.229.146	23.830.736	12,25
PHILIPPINES	5.597.279	5.630.097	0,59	8.682.456	10.385.448	19,61
MALAYSIA	8.831.517	8.453.764	-4,28	14.621.166	21.963.650	50,22
MYANMAR (FORM. BURMA)	237.501	219.645	-7,52	562.363	589.663	4,85
CAMBODIA	205.222	291.770	42,17	573.996	909.740	58,49
BRUNEI DARUSSALAM	174.074	226.903	30,35	416.373	552.273	32,64
LAO PEOPLE'S DEMOCRATIC REPU	9.068	10.980	21,09	25.927	34.046	31,31
NEPAL	27.882	0	-100,00	79.635	0	-100,00
VIET NAM	1.463.737	2.417.803	65,18	4.045.999	9.062.301	123,98
MALDIVES	4.001	1.016	-74,61	1.875	2.088	11,36
INDIA	834.796	699.772	-16,17	1.663.899	1.800.889	8,23
PAKISTAN	1.125.257	1.342.164	19,28	2.435.274	3.262.536	33,97
BANGLADESH	716.452	929.673	29,76	1.518.275	2.007.589	32,23
SRI LANKA	758.048	735.671	-2,95	1.630.131	1.873.516	14,93
AFGHANISTAN	37.194	0	-100,00	89.561	0	-100,00
IRAQ	17.083	0	-100,00	28.877	0	-100,00
IRAN (ISLAMIC REPUBLIC OF)	962.615	870.782	-9,54	2.280.902	2.700.451	18,39
SAUDI ARABIA	10.006.839	7.497.378	-25,08	26.047.340	21.092.890	-19,02
ISRAEL	0	557.485	--	0	1.543.753	--
KUWAIT	112.697	129.596	15,00	305.905	406.942	33,03
JORDAN	835.870	707.980	-15,30	2.150.286	1.653.794	-23,09
LEBANON	633.298	560.620	-11,48	1.709.500	1.699.678	-0,57
YEMEN	2.238.542	1.193.719	-46,67	6.231.316	3.474.389	-44,24
OMAN	531.453	541.356	1,86	1.428.878	1.560.466	9,21
SYRIA ARAB REPUBLIC	767.748	604.845	-21,22	1.625.189	1.547.895	-4,76
TURKEY	1.782.903	2.448.057	37,31	4.662.727	7.039.679	50,98
UNITED ARAB EMIRATES	9.283.450	9.392.898	1,18	23.459.040	27.643.157	17,84
QATAR	278.870	195.297	-29,97	772.529	626.819	-18,86
BAHRAIN	166.061	74.620	-55,06	475.542	238.832	-49,78
CYPRUS	53.189	59.907	12,63	139.911	167.864	19,98
EGYPT	4.413.664	4.789.045	8,50	10.339.962	12.427.123	20,19
LIBYAN ARAB JAMAHIRIYA	745.959	985.753	32,15	1.996.293	2.905.905	45,57
MOROCCO	176.634	204.120	15,56	433.709	645.230	48,77
TUNISIA	26.671	115.642	333,59	76.451	249.795	226,74
ALGERIA	199.535	147.516	-26,07	537.079	482.661	-10,13
SUDAN	149.979	347.942	131,99	399.631	1.057.757	164,68
MADAGASCAR	1.225	454	-62,94	524	250	-52,29
KENYA	59.145	74.132	25,34	151.235	190.313	25,84
REUNION	10.334	10.453	1,15	32.256	38.939	20,72

TABEL 5. PERKEMBANGAN EKSPOR INDONESIA MENURUT KOMODITI DAN NEGARA TUJUAN

JENIS BARANG	BERAT BERSIH (KG)		PERUB	NILAI FOB (US \$)		PERUB
	JAN-MEI 2007	JAN-MEI 2008	%	JAN-MEI 2007	JAN-MEI 2008	%
	(1)	(2)	(3)	(4)	(5)	(6)
BOTSWANA	23.978	0	-100,00	61.851	0	-100,00
TOGO	88	0	-100,00	126	0	-100,00
GHANA	247.591	177.207	-28,43	454.424	395.817	-12,90
LIBERIA	3.981	0	-100,00	10.357	0	-100,00
ANGOLA	49.346	24.809	-49,72	136.058	86.521	-36,41
CAMEROON	23.240	5.195	-77,65	32.900	17.793	-45,92
NIGERIA	675.670	989.573	46,46	1.631.480	3.012.300	84,64
COTE D'IVOIRE	46.025	53.182	15,55	123.240	171.921	39,50
SENEGAL	16.159	9.802	-39,34	43.964	29.466	-32,98
BENIN	18.778	36	-99,81	49.552	352	-99,29
SEYCHELLES	6.321	0	-100,00	15.652	0	-100,00
UGANDA	84.374	65.029	-22,93	195.546	136.011	-30,45
DJIBOUTI	207.798	100.719	-51,53	522.768	316.428	-39,47
SOUTH AFRICA	670.728	2.282.443	240,29	1.963.437	6.580.615	235,16
ZIMBABWE	145.280	115.710	-20,35	408.550	314.650	-22,98
COMOROS	868	0	-100,00	1.253	0	-100,00
MAURITIUS	174.298	232.401	33,34	376.647	650.619	72,74
AUSTRALIA	3.290.074	4.142.598	25,91	9.331.844	13.213.586	41,60
NEW ZEALAND	1.074.439	1.142.009	6,29	2.999.423	3.617.603	20,61
NEW CALEDONIA	8.433	3.894	-53,82	22.925	11.118	-51,50
VANUATU	16.630	14.377	-13,55	46.975	42.760	-8,97
AMERICAN SAMOA	14.238	0	-100,00	44.093	0	-100,00
COOK ISLANDS	33	0	-100,00	564	0	-100,00
FIJI	70.325	89.035	26,61	198.820	267.130	34,36
SAMOA	33.942	32.342	-4,71	181.276	125.072	-31,00
EAST TIMOR	79.072	243.287	207,68	191.140	334.405	74,95
UNITED STATES	40.087.968	41.538.595	3,62	114.085.939	133.401.617	16,93
CANADA	960.872	1.586.648	65,13	2.585.921	4.312.688	66,78
MEXICO	589.068	719.966	22,22	1.411.891	1.840.819	30,38
GUATEMALA	233.237	145.085	-37,80	635.902	399.361	-37,20
HONDURAS	161.568	133.433	-17,41	363.049	346.061	-4,68
NICARAGUA	7.810	0	-100,00	19.913	0	-100,00
PANAMA	88.241	96.393	9,24	280.121	294.285	5,06
SURINAME	6.822	19.936	192,23	17.013	64.980	281,94
CHILE	81.371	50.595	-37,82	199.075	143.178	-28,08
VENEZUELA	129.478	46.823	-63,84	404.920	225.250	-44,37
ARGENTINA	215.343	665.526	209,05	649.749	1.715.799	164,07
BRAZIL	648.169	452.446	-30,20	1.557.385	1.549.481	-0,51
COLOMBIA	598.748	839.302	40,18	1.468.071	2.162.313	47,29
BOLIVIA	0	45.765	--	0	152.880	--
URUGUAY	17.540	34.597	97,25	53.918	130.441	141,92
PARAGUAY	0	82.307	--	0	240.092	--
ECUADOR	8.328	44.390	433,02	18.878	138.436	633,32
PERU	314.044	507.995	61,76	526.525	992.320	88,47
TRINIDAD AND TOBAGO	114.837	47.687	-58,47	363.197	165.682	-54,38
JAMAICA	327.642	217.681	-33,56	827.815	609.598	-26,36
PUERTO RICO	4.281	92.775	2.067,13	13.230	369.675	2.694,22
DOMINICAN REPUBLIC	181.958	140.161	-22,97	506.038	296.410	-41,43
EL SALVADOR	14.254	22.171	55,54	39.126	64.988	66,10
COSTA RICA	185.177	195.267	5,45	496.747	545.649	9,84
BARBADOS	31.309	20.018	-36,06	92.347	67.063	-27,38
ARUBA	0	12.752	--	0	33.601	--
DOMINICA	52.317	55.114	5,35	122.625	144.466	17,81
FRENCH POLYNESIA	99	10.297	10.301,01	198	34.916	17.534,34
NETHERLANDS ANTILLES	0	20.401	--	0	37.772	--
GUADELOUPE	0	95	--	0	245	--
UNITED KINGDOM	8.716.536	6.718.053	-22,93	23.948.905	20.433.198	-14,68
NETHERLANDS	3.209.528	3.969.766	23,69	8.978.746	11.745.659	30,82
FRANCE	1.336.266	1.959.296	46,62	3.827.595	6.100.174	59,37
GERMANY, FED. REP. OF	6.109.140	6.752.246	10,53	22.135.836	30.666.759	38,54
AUSTRIA	1.873	40.134	2.042,77	9.540	172.246	1.705,51
BELGIUM	4.057.738	3.467.301	-14,55	11.031.237	10.997.114	-0,31
SWITZERLAND	44.786	62.817	40,26	90.115	206.801	129,49
LUXEMBOURG	682	1.629	138,86	1.900	4.501	136,89
DENMARK	663.208	937.555	41,37	1.515.817	2.444.426	61,26
NORWAY	139.700	395.591	183,17	401.835	1.176.843	192,87
SWEDEN	302.603	459.987	52,01	886.636	1.573.441	77,46
FINLAND	671.712	999.059	48,73	1.772.962	3.019.372	70,30
IRELAND	277.606	480.464	73,07	799.113	1.308.226	63,71
ITALY	5.308.370	4.989.702	-6,00	15.737.569	15.916.945	1,14
SPAIN	1.817.900	1.130.613	-37,81	5.210.172	4.055.037	-22,17
PORTUGAL	1.237.547	373.841	-69,79	3.801.602	1.423.744	-62,55
ICELAND	22.468	0	-100,00	78.582	0	-100,00
GREECE	500.881	516.611	3,14	1.549.291	1.830.877	18,18
DEMOCRATIC REPUBLIC OF THE CC	0	12.791	--	0	11.078	--
HUNGARY	114.569	93.762	-18,16	511.045	421.450	-17,53
POLAND	299.231	587.495	96,33	1.167.863	2.409.601	106,33
ROMANIA	2.552	43.531	1.605,76	10.103	159.133	1.475,11

TABEL 5. PERKEMBANGAN EKSPOR INDONESIA MENURUT KOMODITI DAN NEGARA TUJUAN

JENIS BARANG	BERAT BERSIH (KG)		PERUB	NILAI FOB (US \$)		PERUB
	JAN-MEI 2007	JAN-MEI 2008	%	JAN-MEI 2007	JAN-MEI 2008	%
	(1)	(2)	(3)	(4)	(5)	(6)
BULGARIA	52.790	12.122	-77,04	134.162	38.114	-71,59
ARMENIA	37.231	84.332	126,51	96.191	281.646	192,80
AZERBAIJAN	4.443	21.330	380,08	12.152	28.680	136,01
KAZAKHSTAN	19.611	9.480	-51,66	53.659	26.899	-49,87
KYRGYZSTAN	9.476	0	-100,00	25.972	0	-100,00
MOLDOVA, REPUBLIC OF	0	11.023	--	0	34.984	--
TURKMENISTAN	0	23.018	--	0	69.215	--
UKRAINE	36.429	113.941	212,78	122.494	313.002	155,52
LITHUANIA	28.707	187.666	553,73	93.447	616.532	559,77
LATVIA	302.530	262.493	-13,23	706.349	740.265	4,80
ESTONIA	56.418	62.253	10,34	191.090	234.095	22,51
GEORGIA	95.329	134.222	40,80	262.748	408.164	55,34
CROATIA	7.800	69.048	785,23	19.800	239.706	1.110,64
MALTA	14.067	11.057	-21,40	48.898	33.352	-31,79
SLOVAKIA	1	97	9.600,00	13	2.807	21.492,31
SLOVENIA	99.901	96.583	-3,32	207.027	268.195	29,55
CZECH REPUBLIC	48.382	68.196	40,95	234.892	385.153	63,97
RUSSIA FEDERATION	161.474	150.671	-6,69	567.505	680.758	19,96
-SHEET	127.084.949	84.506.063	-33,50	243.371.816	215.361.083	-11,51
JAPAN	33.503.330	21.604.045	-35,52	62.943.868	54.875.632	-12,82
HONG KONG	105.350	0	-100,00	158.025	0	-100,00
KOREA, REPUBLIC OF	3.681.819	1.978.057	-46,28	7.195.782	4.963.968	-31,02
TAIWAN	2.351.028	901.638	-61,65	4.681.587	2.296.384	-50,95
CHINA	17.860.788	8.263.988	-53,73	34.076.449	20.477.451	-39,91
SINGAPORE	5.152.490	4.546.838	-11,75	11.029.058	11.840.021	7,35
PHILIPPINES	1.103.230	1.300.883	17,92	2.064.629	3.405.548	64,95
MALAYSIA	32	725.760	2.267.900,00	117	1.887.785	1.613.391,45
VIET NAM	619.398	373.536	-39,69	1.166.165	892.548	-23,46
INDIA	5.384.901	1.220.829	-77,33	9.489.521	2.959.246	-68,82
PAKISTAN	0	13.440	--	0	38.371	--
SRI LANKA	201.600	0	-100,00	421.344	0	-100,00
IRAN (ISLAMIC REPUBLIC OF)	100.800	0	-100,00	205.551	0	-100,00
TURKEY	1.341.120	892.797	-33,43	2.612.879	2.318.222	-11,28
EGYPT	1.693.440	907.200	-46,43	3.451.999	2.315.668	-32,92
ALGERIA	85.680	68.040	-20,59	145.441	178.945	23,04
SOUTH AFRICA	3.961.918	2.800.320	-29,32	7.527.930	7.052.848	-6,31
AUSTRALIA	1.410.353	362.880	-74,27	2.390.249	909.872	-61,93
NEW ZEALAND	181.440	0	-100,00	318.427	0	-100,00
SAINT VINCENT AND THE GRENADII	20.160	0	-100,00	45.713	0	-100,00
UNITED STATES	9.681.081	8.073.983	-16,60	18.951.687	20.676.486	9,10
CANADA	3.772.020	2.802.518	-25,70	7.443.807	7.236.196	-2,79
MEXICO	1.935.360	1.048.320	-45,83	3.629.656	2.727.044	-24,87
CHILE	253.680	261.120	2,93	543.648	688.733	26,69
VENEZUELA	786.240	645.120	-17,95	1.482.923	1.588.607	7,13
ARGENTINA	100.800	383.705	280,66	199.080	1.020.735	412,73
BRAZIL	1.566.546	3.010.385	92,17	3.120.361	7.747.476	148,29
COLOMBIA	166.320	557.760	235,35	345.442	1.435.510	315,56
PERU	0	20.340	--	0	51.867	--
COSTA RICA	302.400	60.480	-80,00	574.358	142.733	-75,15
UNITED KINGDOM	1.639.799	846.721	-48,36	3.156.462	2.091.236	-33,75
NETHERLANDS	3.084.480	3.061.440	-0,75	5.833.338	7.927.660	35,90
FRANCE	811.817	757.860	-6,65	1.529.806	1.962.399	28,28
GERMANY, FED. REP. OF	6.887.103	2.801.056	-59,33	13.347.637	7.205.384	-46,02
BELGIUM	6.267.838	4.910.398	-21,66	11.917.045	12.532.784	5,17
LUXEMBOURG	0	57.599	--	0	161.448	--
ITALY	294.840	656.460	122,65	509.709	1.630.503	219,89
SPAIN	2.520.000	3.160.440	25,41	4.868.456	8.161.918	67,65
GREECE	524.160	0	-100,00	1.005.315	0	-100,00
HUNGARY	128.520	0	-100,00	262.396	0	-100,00
POLAND	3.147.696	2.496.615	-20,68	5.961.862	6.458.565	8,33
ROMANIA	884.520	624.960	-29,34	1.676.240	1.602.619	-4,39
BULGARIA	19.200	136.080	608,75	34.176	361.973	959,14
BELARUS	1.446.168	109.835	-92,41	2.842.446	320.046	-88,74
UKRAINE	188.621	642.562	240,66	390.617	1.571.165	302,23
LITHUANIA	485.225	0	-100,00	1.025.063	0	-100,00
SLOVENIA	531.960	415.134	-21,96	1.049.859	1.074.818	2,38
RUSSIA FEDERATION	899.678	1.004.921	11,70	1.745.693	2.570.669	47,26
-CRUMB RUBBER	842.569.455	922.961.924	9,54	1.590.114.849	2.327.426.664	46,37
JAPAN	120.503.685	144.593.605	19,99	227.413.364	367.196.686	61,47
HONG KONG	121.800	203.490	67,07	225.480	524.160	132,46
KOREA, DEMOCRATIC PEOPLE'S RE	52.920	0	-100,00	109.015	0	-100,00
KOREA, REPUBLIC OF	39.594.240	41.149.204	3,93	75.256.899	105.119.319	39,68
TAIWAN	5.637.138	8.003.511	41,98	10.554.839	20.230.233	91,67
CHINA	109.469.523	130.620.942	19,32	212.741.174	328.479.082	54,40
SINGAPORE	58.064.090	70.084.522	20,70	109.366.444	171.811.595	57,10
PHILIPPINES	806.400	705.600	-12,50	1.675.841	1.757.933	4,90

TABEL 5. PERKEMBANGAN EKSPOR INDONESIA MENURUT KOMODITI DAN NEGARA TUJUAN

JENIS BARANG	BERAT BERSIH (KG)		PERUB	NILAI FOB (US \$)		PERUB
	JAN-MEI 2007	JAN-MEI 2008	%	JAN-MEI 2007	JAN-MEI 2008	%
	(1)	(2)	(3)	(4)	(5)	(6)
MALAYSIA	527.338	907.200	72,03	960.462	2.138.966	122,70
VIET NAM	5.945.343	1.612.797	-72,87	11.104.857	4.142.268	-62,70
INDIA	22.519.023	11.067.437	-50,85	41.841.864	28.196.729	-32,61
PAKISTAN	2.136.955	1.108.796	-48,11	3.952.957	2.814.935	-28,79
SRI LANKA	0	100.799	--	0	266.301	--
IRAN (ISLAMIC REPUBLIC OF)	1.209.600	3.628.795	200,00	2.357.107	8.974.993	280,76
ISRAEL	0	60.480	--	0	163.844	--
YEMEN	100.800	0	-100,00	189.120	0	-100,00
TURKEY	14.726.397	19.065.752	29,47	28.259.458	48.643.344	72,13
EGYPT	40.320	1.028.160	2.450,00	69.754	2.849.863	3.985,59
TUNISIA	100.800	0	-100,00	187.226	0	-100,00
ALGERIA	235.620	110.880	-52,94	441.366	284.509	-35,54
ETHIOPIA	0	181.440	--	0	424.336	--
TANZANIA, UNITED REPUBLIC OF	20.160	0	-100,00	37.195	0	-100,00
KENYA	1.128.960	604.799	-46,43	2.208.041	1.471.660	-33,35
DJIBOUTI	0	443.519	--	0	1.137.395	--
SOUTH AFRICA	10.134.679	10.178.875	0,44	19.004.746	25.888.433	36,22
AUSTRALIA	5.362.559	6.753.591	25,94	9.899.627	16.854.877	70,26
NEW ZEALAND	342.720	705.600	105,88	618.061	1.801.383	191,46
EAST TIMOR	60.480	0	-100,00	103.924	0	-100,00
UNITED STATES	249.271.293	265.251.723	6,41	460.598.137	664.343.786	44,24
CANADA	16.729.489	22.508.424	34,54	31.248.099	56.720.200	81,52
MEXICO	7.076.156	9.293.760	31,34	13.351.231	23.690.393	77,44
CHILE	2.155.438	1.330.557	-38,27	4.007.696	3.400.761	-15,14
VENEZUELA	3.081.120	2.746.800	-10,85	5.930.038	6.972.000	17,57
ARGENTINA	9.300.060	8.423.520	-9,43	17.629.459	21.205.726	20,29
BRAZIL	16.547.094	23.816.973	43,93	31.431.161	60.308.630	91,88
COLOMBIA	6.993.840	5.911.919	-15,47	13.344.222	15.230.617	14,14
ECUADOR	2.399.040	2.358.720	-1,68	4.620.918	5.919.713	28,11
PERU	1.068.480	0	-100,00	1.870.505	0	-100,00
COSTA RICA	766.080	665.279	-13,16	1.423.649	1.569.590	10,25
NORFOLK ISLANDS	453.600	0	-100,00	898.128	0	-100,00
UNITED KINGDOM	6.578.760	5.327.279	-19,02	12.205.842	13.424.647	9,99
NETHERLANDS	6.898.496	11.154.477	61,69	13.174.686	28.666.327	117,59
FRANCE	21.178.368	24.827.255	17,23	40.405.734	63.169.286	56,34
GERMANY, FED. REP. OF	30.243.173	25.720.337	-14,95	59.075.932	67.438.621	14,16
AUSTRIA	0	181.440	--	0	375.780	--
BELGIUM	11.781.116	8.769.160	-25,57	22.241.179	22.443.338	0,91
LUXEMBOURG	0	1.108.800	--	0	2.971.475	--
NORWAY	38.400	96.000	150,00	82.656	250.464	203,02
SWEDEN	604.800	80.840	-86,63	1.164.277	214.259	-81,60
FINLAND	0	60.480	--	0	147.837	--
IRELAND	342.720	280.980	-18,01	669.710	714.212	6,64
ITALY	9.533.158	8.541.539	-10,40	18.441.950	21.822.991	18,33
SPAIN	15.784.014	14.214.407	-9,94	29.781.174	35.936.139	20,67
GREECE	221.760	771.120	247,73	382.986	1.952.499	409,81
HUNGARY	514.080	1.408.678	174,02	1.032.658	3.513.957	240,28
POLAND	9.660.325	11.165.521	15,58	18.356.544	28.095.977	53,06
ROMANIA	6.874.560	6.616.677	-3,75	13.357.740	16.795.346	25,73
YUGOSLAVIA	0	45.360	--	0	123.096	--
UKRAINE	0	2.296.386	--	0	5.762.108	--
LITHUANIA	1.391.040	0	-100,00	2.901.993	0	-100,00
SLOVENIA	5.005.619	4.450.319	-11,09	9.605.466	11.486.797	19,59
CZECH REPUBLIC	524.160	120.960	-76,92	959.895	309.533	-67,75
RUSSIA FEDERATION	711.666	496.440	-30,24	1.342.363	1.277.715	-4,82
-CREPE	8.790.804	12.236.688	39,20	16.473.345	30.404.513	84,57
JAPAN	255.145	465.359	82,39	533.455	1.222.656	129,20
KOREA, REPUBLIC OF	45.360	63.000	38,89	89.724	167.418	86,59
TAIWAN	201.600	0	-100,00	447.552	0	-100,00
CHINA	584.640	1.512.000	158,62	1.211.817	3.504.311	189,18
SINGAPORE	302.400	100.800	-66,67	611.089	224.910	-63,20
MALAYSIA	37.590	364.879	870,68	54.881	907.821	1.554,16
VIET NAM	201.600	539.519	167,62	398.362	1.345.528	237,77
INDIA	181.440	645.120	255,56	328.209	1.606.118	389,36
ISRAEL	0	221.760	--	0	574.761	--
YEMEN	40.320	0	-100,00	76.810	0	-100,00
TURKEY	187.295	40.320	-78,47	324.961	112.493	-65,38
UNITED ARAB EMIRATES	302.400	0	-100,00	640.003	0	-100,00
EGYPT	60.480	0	-100,00	122.774	0	-100,00
SOUTH AFRICA	120.960	60.480	-50,00	200.982	161.481	-19,65
MAURITIUS	0	443	--	0	1.200	--
UNITED STATES	3.706.505	5.180.755	39,77	6.289.897	12.979.612	106,36
CANADA	846.719	1.330.560	57,14	1.788.999	3.341.047	86,76
MEXICO	40.320	100.799	150,00	90.316	268.990	197,83
ARGENTINA	0	80.640	--	0	208.051	--
BRAZIL	0	623.039	--	0	1.582.847	--
PERU	0	20.160	--	0	54.432	--

TABEL 5. PERKEMBANGAN EKSPOR INDONESIA MENURUT KOMODITI DAN NEGARA TUJUAN

JENIS BARANG	BERAT BERSIH (KG)		PERUB	NILAI FOB (US \$)		PERUB
	JAN-MEI 2007	JAN-MEI 2008	%	JAN-MEI 2007	JAN-MEI 2008	%
	(1)	(2)	(3)	(4)	(5)	(6)
UNITED KINGDOM	224.450	20.160	-91,02	413.034	53.424	-87,07
NETHERLANDS	0	20.160	--	0	54.432	--
FRANCE	101.029	60.496	-40,12	171.339	139.632	-18,51
GERMANY, FED. REP. OF	463.480	20.160	-95,65	866.726	54.230	-93,74
BELGIUM	40.320	0	-100,00	68.544	0	-100,00
SWEDEN	40.320	0	-100,00	84.370	0	-100,00
ITALY	181.440	201.600	11,11	411.213	469.455	14,16
SPAIN	40.351	80.639	99,84	90.982	215.732	137,12
PORTUGAL	40.320	80.640	100,00	69.548	205.930	196,10
GREECE	504.000	0	-100,00	1.002.280	0	-100,00
YUGOSLAVIA	40.320	181.440	350,00	85.478	428.702	401,53
UKRAINE	0	221.760	--	0	519.300	--
-BUNGKIL KELAPA	76.998.295	108.106.085	40,40	8.808.802	13.922.839	58,06
JAPAN	0	93.788	--	0	14.161	--
KOREA, REPUBLIC OF	49.825.153	70.954.766	42,41	5.884.459	8.925.978	51,69
TAIWAN	1.535.680	4.685.512	205,11	288.863	383.501	32,76
CHINA	81.000	60.000	-25,93	21.870	9.747	-55,43
SINGAPORE	1	1.837.235	183.723.400,00	1	342.692	34.269.100,00
BRUNEI DARUSSALAM	0	1.209	--	0	3.049	--
VIET NAM	19.604.298	19.402.640	-1,03	2.018.773	2.481.869	22,94
INDIA	0	4.750.930	--	0	623.940	--
PAKISTAN	334.360	0	-100,00	40.123	0	-100,00
AUSTRALIA	98.920	37.600	-61,99	15.208	5.828	-61,68
NETHERLANDS	3.599.083	6.282.405	74,56	380.305	1.132.074	197,68
GERMANY, FED. REP. OF	1.900.000	0	-100,00	139.400	0	-100,00
ITALY	19.800	0	-100,00	19.800	0	-100,00
-DEDAK/BEKATUL	166.142.495	175.559.731	5,67	23.762.531	27.724.603	16,67
JAPAN	10.426.619	32.028.740	207,18	1.199.071	5.287.847	341,00
HONG KONG	0	26	--	0	90	--
KOREA, REPUBLIC OF	131.868.368	114.578.149	-13,11	19.483.551	17.615.393	-9,59
TAIWAN	0	118.760	--	0	15.439	--
THAILAND	486.000	0	-100,00	90.099	0	-100,00
SINGAPORE	1	0	-100,00	1	0	-100,00
MALAYSIA	483	0	-100,00	7.350	0	-100,00
VIET NAM	23.361.024	28.834.053	23,43	2.982.459	4.805.833	61,14
UNITED STATES	0	3	--	0	1	--
-LAINNYA	746.216.779	1.103.769.878	47,92	65.332.665	156.893.081	140,14
JAPAN	5.573.967	10.009.158	79,57	1.366.831	2.836.633	107,53
HONG KONG	906	1	-99,89	21.542	5	-99,98
KOREA, REPUBLIC OF	92.938.370	167.397.186	80,12	7.719.985	23.503.454	204,45
TAIWAN	961.479	1.067.353	11,01	327.695	284.133	-13,29
CHINA	1.655.764	4.076.691	146,21	1.037.996	424.469	-59,11
THAILAND	41.508.610	9.780.308	-76,44	2.830.219	2.217.318	-21,66
SINGAPORE	1.239.425	1.067.236	-13,89	391.903	628.291	60,32
PHILIPPINES	12.284.320	0	-100,00	866.805	0	-100,00
MALAYSIA	1.220.296	3.340.920	173,78	504.501	441.016	-12,58
MYANMAR (FORM. BURMA)	0	34.000	--	0	13.666	--
BRUNEI DARUSSALAM	445	477	7,19	1.052	326	-69,01
VIET NAM	53.206.844	35.233.234	-33,78	4.349.836	4.677.557	7,53
INDIA	1.742.487	838.550	-51,88	824.358	374.142	-54,61
PAKISTAN	0	188.548	--	0	67.110	--
BANGLADESH	2.531.029	121.000	-95,22	910.271	48.281	-94,70
IRAQ	0	125	--	0	1	--
SAUDI ARABIA	0	13.999.998	--	0	2.068.500	--
LEBANON	0	34.500	--	0	38.631	--
TANZANIA, UNITED REPUBLIC OF	72.000	0	-100,00	71.252	0	-100,00
GHANA	80.550	200.360	148,74	46.481	92.962	100,00
NIGERIA	400.000	320.000	-20,00	206.000	169.900	-17,52
SOUTH AFRICA	637.000	155.999	-75,51	600.860	230.530	-61,63
AUSTRALIA	12.389.701	30.870.449	149,16	1.633.753	4.913.006	200,72
NEW ZEALAND	66.910.933	228.742.561	241,86	5.403.336	31.013.271	473,97
UNITED STATES	5.932	2.610	-56,00	105.309	40.919	-61,14
DOMINICAN REPUBLIC	718.960	0	-100,00	139.558	0	-100,00
UNITED KINGDOM	13.000	26.000	100,00	14.895	34.380	130,82
NETHERLANDS	384.909.838	456.013.445	18,47	31.360.568	65.892.860	110,11
GERMANY, FED. REP. OF	65.150.420	111.649.169	71,37	4.530.305	15.470.183	241,48
ITALY	0	27.900.000	--	0	956.162	--
HUNGARY	12.500	0	-100,00	13.125	0	-100,00
POLAND	26.000	0	-100,00	24.245	0	-100,00
UKRAINE	26.000	100.000	284,62	29.900	50.375	68,48
CZECH REPUBLIC	3	0	-100,00	84	0	-100,00
RUSSIA FEDERATION	0	600.000	--	0	405.000	--
-MINYAK ATSIRI LAINNYA	1.948.634	1.784.985	-8,40	32.292.154	63.040.331	95,22
JAPAN	43.080	37.856	-12,13	619.230	785.035	26,78

TABEL 5. PERKEMBANGAN EKSPOR INDONESIA MENURUT KOMODITI DAN NEGARA TUJUAN

JENIS BARANG	BERAT BERSIH (KG)		PERUB	NILAI FOB (US \$)		PERUB
	JAN-MEI 2007	JAN-MEI 2008	%	JAN-MEI 2007	JAN-MEI 2008	%
	(1)	(2)	(3)	(4)	(5)	(6)
HONG KONG	5.878	13.897	136,42	34.082	106.897	213,65
KOREA, REPUBLIC OF	45	25.466	56.491,11	673	35.703	5.205,05
TAIWAN	470	474	0,85	42.635	13.098	-69,28
CHINA	129.406	94.011	-27,35	780.105	1.151.416	47,60
THAILAND	710	11.275	1.488,03	5.690	47.661	737,63
SINGAPORE	650.852	462.254	-28,98	10.175.081	17.610.301	73,07
PHILIPPINES	663	2.285	244,65	13.901	42.682	207,04
MALAYSIA	2.228	3.615	62,25	45.256	26.902	-40,56
BRUNEI DARUSSALAM	3.512	0	-100,00	11.032	0	-100,00
VIET NAM	3.181	0	-100,00	4.237	0	-100,00
MALDIVES	0	229	--	0	729	--
INDIA	194.959	187.541	-3,80	2.251.712	3.840.014	70,54
PAKISTAN	2.109	5.000	137,08	9.300	23.000	147,31
SRI LANKA	150	321	114,00	5.450	5.600	2,75
SAUDI ARABIA	0	250	--	0	5.920	--
TURKEY	10.620	9.180	-13,56	69.428	93.044	34,02
UNITED ARAB EMIRATES	18.491	33.740	82,47	447.840	2.675.816	497,49
EGYPT	616	1.000	62,34	4.272	107.700	2.421,07
GUINEA	0	18	--	0	190	--
COTE D'IVOIRE	822	0	-100,00	4.980	0	-100,00
SENEGAL	858	0	-100,00	6.600	0	-100,00
BENIN	2.254	2.156	-4,35	12.054	14.802	22,80
SOUTH AFRICA	2.222	1.400	-36,99	34.580	10.920	-68,42
AUSTRALIA	942	1.412	49,89	10.647	20.465	92,21
NEW ZEALAND	0	522	--	0	5.816	--
GUAM	2.000	257	-87,15	4.410	4.212	-4,49
UNITED STATES	439.561	471.670	7,30	6.190.688	13.582.043	119,39
CANADA	6.504	2.447	-62,38	56.520	17.872	-68,38
MEXICO	2.525	14.109	458,77	19.800	142.425	619,32
ARGENTINA	314	210	-33,12	3.743	30.820	723,40
BRAZIL	5.062	10.614	109,68	47.557	86.945	82,82
UNITED KINGDOM	42.779	25.012	-41,53	1.224.433	1.766.631	44,28
NETHERLANDS	39.100	48.474	23,97	756.552	2.877.218	280,31
FRANCE	93.068	93.554	0,52	2.268.992	5.040.795	122,16
GERMANY, FED. REP. OF	66.273	72.550	9,47	1.985.141	4.642.516	133,86
BELGIUM	1.100	0	-100,00	299.263	0	-100,00
SWITZERLAND	135.246	86.827	-35,80	4.056.316	7.058.097	74,00
NORWAY	0	78	--	0	3.261	--
SWEDEN	92	0	-100,00	43	0	-100,00
IRELAND	0	49	--	0	525	--
ITALY	8.899	12.300	38,22	101.082	281.511	178,50
SPAIN	25.890	38.532	48,83	674.727	856.849	26,99
GREECE	253	0	-100,00	197	0	-100,00
POLAND	900	0	-100,00	5.905	0	-100,00
ROMANIA	0	14.400	--	0	24.900	--
LATVIA	5.000	0	-100,00	8.000	0	-100,00
-WANGI-WANGIAN DARI MINYAK A1	22.695.950	26.834.819	18,24	74.956.484	95.589.199	27,53
JAPAN	1.977.364	1.143.650	-42,16	6.218.260	4.884.489	-21,45
HONG KONG	525.743	775.430	47,49	3.195.872	7.632.132	138,81
KOREA, REPUBLIC OF	92.010	115.751	25,80	672.073	780.692	16,16
TAIWAN	1.419.664	1.885.429	32,81	2.329.595	2.308.369	-0,91
CHINA	397.693	423.369	6,46	782.224	1.023.051	30,79
MONGOLIA	0	15.481	--	0	37.625	--
MACAU	500	375	-25,00	26.396	5.462	-79,31
PAPUA NEW GUINEA	153.063	167.276	9,29	509.488	384.412	-24,55
THAILAND	2.081.062	2.533.199	21,73	15.729.005	14.173.514	-9,89
SINGAPORE	2.376.657	1.311.811	-44,80	6.266.510	7.340.743	17,14
PHILIPPINES	787.574	1.353.928	71,91	5.575.143	8.417.587	50,98
MALAYSIA	4.296.375	4.391.289	2,21	10.073.957	12.408.276	23,17
MYANMAR (FORM. BURMA)	22.888	62.491	173,03	244.893	550.832	124,93
CAMBODIA	2.266	699	-69,15	2.832	7.320	158,47
BRUNEI DARUSSALAM	137.056	205.400	49,87	498.306	815.844	63,72
NEPAL	0	14.979	--	0	16.000	--
VIET NAM	349.568	491.490	40,60	3.212.833	4.121.629	28,29
MALDIVES	174.101	246.961	41,85	356.070	484.937	36,19
INDIA	565.308	593.707	5,02	1.178.369	1.966.108	66,85
PAKISTAN	204.802	439.321	114,51	620.416	1.185.230	91,04
BANGLADESH	17.385	20.175	16,05	39.097	38.004	-2,80
SRI LANKA	43.885	46.677	6,36	42.736	95.012	122,32
IRAQ	84.086	9.430	-88,79	183.163	21.916	-88,03
IRAN (ISLAMIC REPUBLIC OF)	64.346	108.671	68,89	171.437	287.199	67,52
SAUDI ARABIA	125.721	197.431	57,04	304.465	534.951	75,70
KUWAIT	4.503	500	-88,90	21.383	12.449	-41,78
JORDAN	16.004	20.815	30,06	52.638	65.389	24,22
LEBANON	1.629	12.595	673,17	9.926	44.916	352,51
YEMEN	315.697	324.525	2,80	519.162	732.673	41,13
SYRIA ARAB REPUBLIC	0	5	--	0	16	--

TABEL 5. PERKEMBANGAN EKSPOR INDONESIA MENURUT KOMODITI DAN NEGARA TUJUAN

JENIS BARANG	BERAT BERSIH (KG)		PERUB	NILAI FOB (US \$)		PERUB
	JAN-MEI 2007	JAN-MEI 2008	%	JAN-MEI 2007	JAN-MEI 2008	%
	(1)	(2)	(3)	(4)	(5)	(6)
TURKEY	675	0	-100,00	7.680	0	-100,00
UNITED ARAB EMIRATES	3.234.319	5.066.230	56,64	8.091.800	14.191.094	75,38
QATAR	825	5.125	521,21	1.384	57.927	4.085,48
CYPRUS	7.102	5.242	-26,19	24.410	14.148	-42,04
EGYPT	15.629	14.224	-8,99	77.363	45.812	-40,78
LIBYAN ARAB JAMAHIRIYA	124.493	48.949	-60,68	454.472	168.451	-62,93
MOROCCO	0	825	--	0	14.900	--
SUDAN	6.675	42.740	540,30	41.359	253.975	514,07
NAMIBIA	24.480	61.200	150,00	37.400	102.000	172,73
TANZANIA, UNITED REPUBLIC OF	128.648	280.279	117,87	163.662	448.993	174,34
MADAGASCAR	51.512	43.178	-16,18	37.760	16.303	-56,82
KENYA	700.681	608.714	-13,13	1.274.420	1.124.105	-11,79
REUNION	2.221	3.983	79,33	7.032	10.850	54,29
MOZAMBIQUE	19.274	7	-99,96	29.665	19	-99,94
EQUATORIAL GUINEA	955	6.556	586,49	2.433	12.384	409,00
TOGO	34.432	0	-100,00	35.931	0	-100,00
GHANA	53.882	233.480	333,32	123.143	567.330	360,71
LIBERIA	0	1.642	--	0	1.923	--
GUINEA	0	24.098	--	0	70.447	--
ANGOLA	64.763	110.160	70,10	105.550	183.600	73,95
CAMEROON	3.221	10.924	239,15	3.098	23.202	648,93
NIGERIA	57.811	811.901	1.304,41	257.611	1.423.171	452,45
GABON	14.296	10.053	-29,68	31.766	25.307	-20,33
COTE D'IVOIRE	102.310	7.174	-92,99	128.414	12.990	-89,88
SENEGAL	178.786	234.182	30,98	168.733	227.494	34,82
BENIN	166.473	127.102	-23,65	291.168	269.533	-7,43
BURKINA FASO	0	6.361	--	0	11.435	--
GAMBIA	5.998	3.333	-44,43	20.415	6.315	-69,07
SEYCHELLES	23.676	19.013	-19,70	61.852	36.057	-41,70
UGANDA	48.198	55.642	15,44	61.331	109.622	78,74
CHAD	6.516	0	-100,00	9.234	0	-100,00
DJIBOUTI	61.398	135.692	121,00	95.460	174.572	82,87
SAO TOME AND PRINCIPE	0	26.306	--	0	55.503	--
SWAZILAND	1	0	-100,00	10	0	-100,00
SOUTH AFRICA	3.163	82.176	2.498,04	15.073	275.232	1.725,99
MAURITIUS	66.379	52.759	-20,52	144.200	162.754	12,87
AUSTRALIA	67.995	212.350	212,30	196.100	589.280	200,50
NEW ZEALAND	5.606	4.149	-25,99	19.748	33.428	69,27
MICRONESIA, FEDERATED STATES	1.374	1.481	7,79	3.345	1.250	-62,63
GUAM	21	2.129	10.038,10	269	9.479	3.423,79
PALAU	75	0	-100,00	360	0	-100,00
NEW CALEDONIA	4.397	529	-87,97	6.236	871	-86,03
SAINT VINCENT AND THE GRENADII	4.179	0	-100,00	4.040	0	-100,00
VANUATU	80.114	39.177	-51,10	141.874	48.172	-66,05
WALLIS AND FUTUNA ISLANDS	2.392	2.256	-5,69	5.745	6.180	7,57
AMERICAN SAMOA	2.331	282	-87,90	3.313	1.116	-66,31
COOK ISLANDS	903	0	-100,00	1.123	0	-100,00
FJI	36.756	52.654	43,25	101.118	134.830	33,34
KIRIBATI	3.262	17.994	451,62	4.314	30.128	598,38
SAMOA	10.836	20.248	86,86	20.759	34.971	68,46
SOLOMON ISLANDS	41.818	24.656	-41,04	84.031	57.996	-30,98
TONGA	11.611	18.879	62,60	23.252	37.712	62,19
TUVALU	0	366	--	0	904	--
EAST TIMOR	4	305.169	7.629.125,00	8	318.891	3.986.037,50
UNITED STATES	217.928	117.727	-45,98	960.969	374.866	-60,99
CANADA	32.558	640	-98,03	103.387	1.627	-98,43
MEXICO	3.047	633	-79,23	21.771	4.920	-77,40
NICARAGUA	200	0	-100,00	1.421	0	-100,00
PANAMA	0	23.650	--	0	31.625	--
SURINAME	183	2.873	1.469,95	1.064	16.379	1.439,38
CHILE	2.503	203	-91,89	2.819	352	-87,51
VENEZUELA	94	0	-100,00	152	0	-100,00
ARGENTINA	50	100	100,00	925	1.850	100,00
BRAZIL	503	0	-100,00	6.575	0	-100,00
COLOMBIA	15	400	2.566,67	285	4.520	1.485,96
BOLIVIA	6.356	0	-100,00	6.501	0	-100,00
BAHAMAS	219	91	-58,45	81	983	1.113,58
BELIZE	0	11.045	--	0	41.779	--
COSTA RICA	0	143	--	0	287	--
BARBADOS	16.433	3.609	-78,04	30.080	4.870	-83,81
ARUBA	0	324	--	0	9.271	--
BERMUDA	5	846	16.820,00	52	15.170	29.073,08
CAPE VERDE	11.601	0	-100,00	13.749	0	-100,00
FRENCH POLYNESIA	75	5	-93,33	102	18	-82,35
MARTINIQUE	18	10	-44,44	62	62	0,00
NETHERLANDS ANTILLES	125	0	-100,00	1.680	0	-100,00
GUADELOUPE	168	0	-100,00	484	0	-100,00
UNITED KINGDOM	186.570	338.355	81,36	1.049.793	1.358.357	29,39

TABEL 5. PERKEMBANGAN EKSPOR INDONESIA MENURUT KOMODITI DAN NEGARA TUJUAN

JENIS BARANG	BERAT BERSIH (KG)		PERUB	NILAI FOB (US \$)		PERUB
	JAN-MEI 2007	JAN-MEI 2008	%	JAN-MEI 2007	JAN-MEI 2008	%
	(1)	(2)	(3)	(4)	(5)	(6)
NETHERLANDS	83.072	99.659	19,97	163.488	219.811	34,45
FRANCE	140.613	168.007	19,48	656.100	1.044.891	59,26
GERMANY, FED. REP. OF	14.764	7.248	-50,91	31.158	24.958	-19,90
AUSTRIA	131	95	-27,48	35.507	5.085	-85,68
BELGIUM	17.596	18.097	2,85	43.771	37.875	-13,47
SWITZERLAND	2.140	871	-59,30	26.658	7.297	-72,63
DENMARK	76	56	-26,32	69	44	-36,23
NORWAY	67	165	146,27	920	4.792	420,87
SWEDEN	3	2	-33,33	5	3	-40,00
IRELAND	929	0	-100,00	5.342	0	-100,00
ITALY	139.531	100.702	-27,83	270.940	154.729	-42,89
SPAIN	4.507	11.876	163,50	85.402	87.293	2,21
PORTUGAL	844	34.068	3.936,49	869	36.657	4.118,30
GREECE	49.391	29.112	-41,06	91.171	69.910	-23,32
DEMOCRATIC REPUBLIC OF THE C	14.644	50.542	245,14	24.906	101.551	307,74
HUNGARY	5.044	0	-100,00	9.727	0	-100,00
POLAND	1.083	27	-97,51	7.915	282	-96,44
ROMANIA	573	777	35,60	183	16.393	8.857,92
BULGARIA	0	627	--	0	11.551	--
UKRAINE	0	663	--	0	1.221	--
LITHUANIA	383	359	-6,27	2.674	3.887	45,36
LATVIA	18.853	20.088	6,55	27.235	60.450	121,96
ESTONIA	0	300	--	0	3.094	--
CROATIA	0	20	--	0	71	--
MALTA	2.815	5.215	85,26	3.350	8.422	151,40
CZECH REPUBLIC	0	120	--	0	9.654	--
RUSSIA FEDERATION	824	31.040	3.666,99	11.429	32.909	187,94
ROTAN OLAHAN	12.267.963	12.874.952	4,95	11.666.999	12.150.386	4,14
JAPAN	20.765	9.686	-53,35	190.677	26.244	-86,24
HONG KONG	659.946	541.905	-17,89	614.830	467.500	-23,96
KOREA, REPUBLIC OF	8.296	0	-100,00	8.148	0	-100,00
TAIWAN	201.022	109.897	-45,33	92.033	89.604	-2,64
CHINA	9.367.949	9.861.473	5,27	7.599.127	8.182.268	7,67
THAILAND	150.614	238.043	58,05	144.768	220.449	52,28
SINGAPORE	680.527	1.003.270	47,43	705.892	1.073.948	52,14
MALAYSIA	208.557	331.126	58,77	178.124	264.945	48,74
VIET NAM	82.750	0	-100,00	69.510	0	-100,00
MALDIVES	210	38	-81,90	815	60	-92,64
INDIA	7.400	97.838	1.222,14	6.216	96.158	1.446,94
PAKISTAN	4.950	6.000	21,21	700	4.740	577,14
SRI LANKA	56.976	51.597	-9,44	45.044	67.108	48,98
IRAQ	0	30.160	--	0	12.567	--
IRAN (ISLAMIC REPUBLIC OF)	14.500	0	-100,00	14.700	0	-100,00
SAUDI ARABIA	0	71.186	--	0	78.604	--
KUWAIT	31.392	3.851	-87,73	14.725	2.920	-80,17
JORDAN	6.650	12.375	86,09	5.441	14.819	172,36
SYRIA ARAB REPUBLIC	42.448	0	-100,00	30.896	0	-100,00
TURKEY	8.374	0	-100,00	12.463	0	-100,00
UNITED ARAB EMIRATES	1.198	1.869	56,01	4.982	10.860	117,98
CYPRUS	3.866	7.632	97,41	15.675	25.961	65,62
EGYPT	5.346	0	-100,00	4.931	0	-100,00
KENYA	450	0	-100,00	386	0	-100,00
REUNION	167	562	236,53	269	624	131,97
SOUTH AFRICA	29.350	25.422	-13,38	28.398	30.618	7,82
MAURITIUS	0	14.714	--	0	5.801	--
VIRGIN ISLANDS (BRITISH)	0	445	--	0	2.555	--
AUSTRALIA	54.822	26.484	-51,69	125.590	158.020	25,82
NEW ZEALAND	5.741	7.286	26,91	13.481	16.913	25,46
GUAM	0	275	--	0	500	--
NEW CALEDONIA	169	2.936	1.637,28	544	8.831	1.523,35
SAMOA	1.076	0	-100,00	3.261	0	-100,00
TONGA	0	236	--	0	179	--
EAST TIMOR	0	301	--	0	64	--
UNITED STATES	149.864	102.078	-31,89	509.727	380.168	-25,42
CANADA	1.144	2.757	141,00	4.003	3.388	-15,36
MEXICO	671	0	-100,00	1.027	0	-100,00
ARGENTINA	4.959	1.656	-66,61	10.606	3.170	-70,11
BRAZIL	833	535	-35,77	620	494	-20,32
COLOMBIA	28.468	0	-100,00	26.018	0	-100,00
PUERTO RICO	4.155	0	-100,00	10.006	0	-100,00
COSTA RICA	105	0	-100,00	36	0	-100,00
FRENCH POLYNESIA	0	68	--	0	168	--
UNITED KINGDOM	54.484	17.175	-68,48	312.030	75.903	-75,67
NETHERLANDS	45.921	1.960	-95,73	73.405	3.744	-94,90
FRANCE	32.850	36.498	11,11	100.015	103.320	3,30
GERMANY, FED. REP. OF	135.302	77.068	-43,04	244.375	156.546	-35,94
BELGIUM	54.888	77.430	41,07	182.959	192.047	4,97

TABEL 5. PERKEMBANGAN EKSPOR INDONESIA MENURUT KOMODITI DAN NEGARA TUJUAN

JENIS BARANG	BERAT BERSIH (KG)		PERUB	NILAI FOB (US \$)		PERUB
	JAN-MEI 2007	JAN-MEI 2008	%	JAN-MEI 2007	JAN-MEI 2008	%
	(1)	(2)	(3)	(4)	(5)	(6)
SWITZERLAND	12	481	3.908,33	30	3.674	12.146,67
DENMARK	4	0	-100,00	1	0	-100,00
SWEDEN	546	2.213	305,31	2.935	16.426	459,66
FINLAND	659	0	-100,00	521	0	-100,00
IRELAND	0	74	--	0	187	--
ITALY	34.703	10.142	-70,77	87.139	66.526	-23,66
SPAIN	10.824	25.104	131,93	69.382	91.551	31,95
PORTUGAL	206	604	193,20	285	1.365	378,95
GREECE	3.063	3	-99,90	9.441	20	-99,79
HUNGARY	159	0	-100,00	150	0	-100,00
ROMANIA	16	0	-100,00	33	0	-100,00
UKRAINE	43.736	38.155	-12,76	84.832	124.840	47,16
CROATIA	690	0	-100,00	920	0	-100,00
SLOVAKIA	0	6.000	--	0	8.461	--
CZECH REPUBLIC	4.190	3.930	-6,21	4.877	3.130	-35,82
RUSSIA FEDERATION	0	14.414	--	0	52.398	--
-MINYAK KELAPA SAWIT	4.509.769.854	5.753.374.306	27,58	2.441.823.595	5.581.579.730	128,58
JAPAN	1.795.915	406.627	-77,36	1.532.661	532.782	-65,24
HONG KONG	6.033.448	11.499.000	90,59	3.472.657	10.719.060	208,67
KOREA, REPUBLIC OF	621	9.997.841	1.609.858,29	194	9.609.275	4.953.134,54
TAIWAN	460.740	284.310	-38,29	305.003	358.791	17,64
CHINA	484.757.987	841.679.178	73,63	260.482.877	817.018.642	213,66
MONGOLIA	5.246.000	0	-100,00	3.338.075	0	-100,00
PAPUA NEW GUINEA	1.140.270	1.273.054	11,64	1.003.330	1.702.273	69,66
THAILAND	0	19.193.000	--	0	19.336.795	--
SINGAPORE	261.196.219	245.769.352	-5,91	136.639.282	235.054.392	72,03
PHILIPPINES	14.690.889	8.973.918	-38,92	10.418.132	10.555.402	1,32
MALAYSIA	117.802.795	356.840.226	202,91	63.877.269	348.524.126	445,62
MYANMAR (FORM. BURMA)	138.219.935	61.894.077	-55,22	78.089.748	65.491.254	-16,13
CAMBODIA	322.848	0	-100,00	251.499	0	-100,00
BRUNEI DARUSSALAM	490.879	530.565	8,08	339.037	696.510	105,44
LAO PEOPLE'S DEMOCRATIC REPU	21.006	0	-100,00	11.845	0	-100,00
VIET NAM	73.583.474	108.639.177	47,64	41.454.778	106.914.006	157,91
MALDIVES	395.725	713.430	80,28	315.733	1.082.973	243,00
INDIA	1.212.880.395	1.750.856.616	44,36	641.312.733	1.678.289.756	161,70
PAKISTAN	307.632.246	253.124.894	-17,72	172.570.999	258.267.062	49,66
BANGLADESH	264.182.269	197.113.732	-25,39	152.557.612	206.058.628	35,07
SRI LANKA	118.509.000	32.385.612	-72,67	64.141.952	28.715.561	-55,23
AFGHANISTAN	407.808	0	-100,00	281.591	0	-100,00
IRAQ	0	532.170	--	0	659.382	--
IRAN (ISLAMIC REPUBLIC OF)	7.000.000	123.465.961	1.663,80	3.465.000	122.866.824	3.445,94
SAUDI ARABIA	47.848.037	85.696.254	79,10	25.778.046	82.328.811	219,38
ISRAEL	0	75.204	--	0	100.179	--
JORDAN	0	81.870.479	--	0	84.214.115	--
YEMEN	8.107.753	4.026.732	-50,33	4.530.232	4.872.229	7,55
OMAN	0	2.998.000	--	0	3.072.950	--
SYRIA ARAB REPUBLIC	41.600	4.000.000	9.515,38	29.328	3.675.000	12.430,69
TURKEY	154.838.996	44.191.993	-71,46	86.799.826	43.672.900	-49,69
UNITED ARAB EMIRATES	25.104.532	581.045	-97,69	14.586.294	790.258	-94,58
EGYPT	194.242.547	173.297.781	-10,78	103.875.858	163.906.188	57,79
MOROCCO	1.908.000	0	-100,00	1.221.120	0	-100,00
TUNISIA	28.550.100	25.002.831	-12,42	16.981.270	24.748.328	45,74
ALGERIA	32.978.551	49.199.758	49,19	17.755.455	55.970.778	215,23
SUDAN	21.000.000	56.052	-99,73	12.738.500	56.061	-99,56
NAMIBIA	0	49.627	--	0	83.853	--
TANZANIA, UNITED REPUBLIC OF	29.156.093	1.458.784	-95,00	14.805.587	1.613.796	-89,10
KENYA	0	288.864	--	0	378.758	--
MOZAMBIQUE	5.520.050	3.624.782	-34,33	3.082.424	3.877.395	25,79
EQUATORIAL GUINEA	445.798	74.771	-83,23	377.234	96.441	-74,43
TOGO	5.285.642	5.885.253	11,34	3.191.214	7.103.951	122,61
GHANA	7.593.657	12.614.895	66,12	5.418.403	14.569.130	168,88
LIBERIA	51.179	0	-100,00	43.053	0	-100,00
GUINEA	4.064.530	10.650.000	162,02	2.254.782	11.465.375	408,49
ANGOLA	4.110.399	5.517.661	34,24	3.034.531	5.715.098	88,34
CONGO	2.202.081	1.702.598	-22,68	1.590.961	1.829.383	14,99
CAMEROON	529.686	877.070	65,58	383.176	910.083	137,51
NIGERIA	0	91.082	--	0	150.368	--
SIERRA LEONE	0	251.748	--	0	327.093	--
GABON	0	367.655	--	0	504.856	--
COTE D'IVOIRE	50.976	9.889.864	19.301,02	35.454	10.325.936	29.024,88
SENEGAL	1.812.807	169.920	-90,63	1.213.313	222.799	-81,64
MAURITANIA	2.026.640	468.704	-76,87	1.225.500	619.487	-49,45
MALI	0	16.545	--	0	26.849	--
BENIN	1.300.736	2.344.098	80,21	1.057.980	3.546.687	235,23
GUINEA BISSAU	611.090	2.326.506	280,71	444.320	2.367.062	432,74
GAMBIA	68.583	339.840	395,52	54.459	350.961	544,45
U.S. VIRGIN ISLANDS	1.460.000	0	-100,00	683.360	0	-100,00

TABEL 5. PERKEMBANGAN EKSPOR INDONESIA MENURUT KOMODITI DAN NEGARA TUJUAN

JENIS BARANG	BERAT BERSIH (KG)		PERUB	NILAI FOB (US \$)		PERUB
	JAN-MEI 2007	JAN-MEI 2008	%	JAN-MEI 2007	JAN-MEI 2008	%
	(1)	(2)	(3)	(4)	(5)	(6)
DJIBOUTI	689.016	1.086.790	57,73	479.196	1.230.770	156,84
SAO TOME AND PRINCIPE	76.020	95.025	25,00	60.900	115.500	89,66
SOUTH AFRICA	54.834.706	65.181.725	18,87	27.093.610	62.803.059	131,80
ZAMBIA	101.952	0	-100,00	79.421	0	-100,00
COMOROS	188.323	299.667	59,12	152.610	467.196	206,14
MAURITIUS	39.398	77.570	96,89	29.745	103.608	248,32
AUSTRALIA	211.043	0	-100,00	126.532	0	-100,00
NEW ZEALAND	21.580	0	-100,00	15.196	0	-100,00
MICRONESIA, FEDERATED STATES	17.454	42.003	140,65	17.956	67.097	273,67
NORTHERN MARIANA ISLANDS	47.842	16.201	-66,14	37.950	21.956	-42,14
VANUATU	162.528	206.791	27,23	156.297	314.560	101,26
COOK ISLANDS	34.666	0	-100,00	31.046	0	-100,00
FIJI	91.451	102.395	11,97	64.313	153.054	137,98
KIRIBATI	11.988	57.423	379,00	10.438	83.746	702,32
MARSHALL ISLANDS	25.926	0	-100,00	23.566	0	-100,00
SAMOA	277.675	454.231	63,58	236.590	694.860	193,70
TONGA	84.611	34.511	-59,21	74.358	53.290	-28,33
TUVALU	16.938	26.394	55,83	12.970	44.390	242,25
EAST TIMOR	73	469.939	643.652,05	21	697.782	3.322.671,43
UNITED STATES	19.065.800	34.258.013	79,68	9.749.823	32.112.991	229,37
PANAMA	0	50.333	--	0	78.490	--
CHILE	1.032.000	0	-100,00	558.790	0	-100,00
BRAZIL	16.268.000	49.189.759	202,37	9.312.570	48.067.401	416,16
JAMAICA	59.875	0	-100,00	35.525	0	-100,00
COSTA RICA	3.000.000	0	-100,00	1.515.000	0	-100,00
FRENCH POLYNESIA	16.510	0	-100,00	13.139	0	-100,00
UNITED KINGDOM	7.171.877	733.831	-89,77	3.247.330	724.830	-77,68
NETHERLANDS	241.213.164	451.161.869	87,04	119.587.297	416.677.816	248,43
FRANCE	0	8.744.984	--	0	10.071.512	--
GERMANY, FED. REP. OF	202.427.159	173.783.158	-14,15	108.511.282	155.013.535	42,85
BELGIUM	1.085.152	21.042	-98,06	632.755	22.094	-96,51
SWITZERLAND	124.941	0	-100,00	83.508	0	-100,00
DENMARK	0	8.000.009	--	0	6.668.513	--
SWEDEN	0	32.219	--	0	38.901	--
ITALY	78.384.892	173.946.601	121,91	41.492.451	165.210.512	298,17
SPAIN	54.398.843	24.244.980	-55,43	30.979.640	25.685.559	-17,09
PORTUGAL	15.660.137	14.341.337	-8,42	8.741.011	14.965.017	71,20
GREECE	28.303.467	24.207.028	-14,47	14.756.683	24.605.784	66,74
DEMOCRATIC REPUBLIC OF THE CC	4.048.288	20.120.452	397,01	2.908.057	20.216.371	595,18
POLAND	0	21.000	--	0	20.370	--
BULGARIA	7.241.732	6.991.220	-3,46	4.497.849	6.698.745	48,93
YUGOSLAVIA	500.000	0	-100,00	256.250	0	-100,00
AZERBAIJAN	21.000	0	-100,00	15.124	0	-100,00
KAZAKHSTAN	225.000	0	-100,00	144.000	0	-100,00
KYRGYZSTAN	21.006	0	-100,00	15.019	0	-100,00
TAJIKISTAN	22.500	0	-100,00	14.513	0	-100,00
TURKMENISTAN	63.000	0	-100,00	43.785	0	-100,00
UKRAINE	65.702.491	135.490.650	106,22	33.625.639	127.334.345	278,68
GEORGIA	6.180.000	0	-100,00	3.515.400	0	-100,00
BOSNIA AND HERZEGOVINA	0	3.700.000	--	0	3.441.000	--
RUSSIA FEDERATION	102.919.298	1.006.020	-99,02	59.814.753	1.128.424	-98,11
-MINYAK BIJI KELAPA SAWIT	497.123.534	519.092.661	4,42	294.683.453	589.280.549	99,97
JAPAN	0	6.000.000	--	0	6.273.750	--
KOREA, REPUBLIC OF	1	0	-100,00	3	0	-100,00
CHINA	134.989.057	122.047.272	-9,59	79.954.111	133.002.860	66,35
SINGAPORE	3.126.838	4.650.005	48,71	1.758.171	4.640.254	163,93
PHILIPPINES	3.499.350	0	-100,00	1.677.686	0	-100,00
MALAYSIA	62.101.269	95.510.755	53,80	33.423.715	109.050.568	226,27
INDIA	42.268.666	44.620.179	5,56	26.003.183	47.148.926	81,32
PAKISTAN	2.300.000	2.498.690	8,64	1.428.400	2.614.447	83,03
BANGLADESH	2.982.606	3.015.000	1,09	1.734.129	3.884.270	123,99
SRI LANKA	1.750.000	1.399.523	-20,03	1.108.125	1.927.294	73,92
IRAN (ISLAMIC REPUBLIC OF)	0	1.176.055	--	0	1.258.378	--
SAUDI ARABIA	499.419	900.440	80,30	399.535	890.746	122,95
JORDAN	0	2.800.000	--	0	3.760.500	--
TURKEY	34.172.941	14.884.063	-56,44	21.472.249	16.638.793	-22,51
UNITED ARAB EMIRATES	250.000	0	-100,00	160.000	0	-100,00
EGYPT	5.127.924	6.299.976	22,86	3.384.705	7.844.719	131,77
MOROCCO	0	2.040.000	--	0	2.878.440	--
TUNISIA	2.477.876	999.890	-59,65	1.749.401	1.066.628	-39,03
ALGERIA	2.010.992	200.130	-90,05	1.201.375	280.586	-76,64
SUDAN	522.000	0	-100,00	404.550	0	-100,00
SENEGAL	0	300.000	--	0	317.250	--
MAURITANIA	150.000	0	-100,00	92.250	0	-100,00
SOUTH AFRICA	5.622.960	7.020.221	24,85	3.724.261	8.513.451	128,59
UNITED STATES	10.400.614	12.099.733	16,34	7.315.493	14.121.204	93,03
MEXICO	9.999.726	0	-100,00	6.339.827	0	-100,00

TABEL 5. PERKEMBANGAN EKSPOR INDONESIA MENURUT KOMODITI DAN NEGARA TUJUAN

JENIS BARANG	BERAT BERSIH (KG)		PERUB %	NILAI FOB (US \$)		PERUB %
	JAN-MEI 2007	JAN-MEI 2008		JAN-MEI 2007	JAN-MEI 2008	
	(1)	(2)	(3)	(4)	(5)	(6)
BRAZIL	18.260.000	27.480.377	50,49	12.251.925	30.363.112	147,82
UNITED KINGDOM	695.000	0	-100,00	451.750	0	-100,00
NETHERLANDS	114.559.356	120.355.589	5,06	63.353.137	142.093.642	124,29
FRANCE	2	0	-100,00	5	0	-100,00
GERMANY, FED. REP. OF	6.278.083	6.100.000	-2,84	4.495.205	6.538.500	45,45
IRELAND	14	0	-100,00	85	0	-100,00
ITALY	7.315.268	7.568.765	3,47	4.400.194	9.741.570	121,39
SPAIN	7.282.626	2.853.897	-60,81	4.806.991	3.485.058	-27,50
PORTUGAL	600.000	600.000	0,00	365.000	635.250	74,04
GREECE	7.262.902	4.486.181	-38,23	4.777.422	4.730.503	-0,98
BULGARIA	109.044	0	-100,00	70.333	0	-100,00
UKRAINE	6.015.000	20.464.210	240,22	3.458.903	24.484.623	607,87
GEORGIA	1.539.914	0	-100,00	1.050.991	0	-100,00
RUSSIA FEDERATION	2.954.086	721.710	-75,57	1.870.343	1.095.227	-41,44
-MINYAK NABATI LAIN	332.665.249	486.681.271	46,30	209.164.270	532.752.663	154,71
JAPAN	731.340	285.781	-60,92	644.625	382.271	-40,70
HONG KONG	2.515	100.160	3.882,50	7.939	106.812	1.245,41
KOREA, REPUBLIC OF	290.900	16.465.753	5.560,28	197.415	17.868.036	8.951,00
TAIWAN	368.486	1.026.569	178,59	241.138	1.016.567	321,57
CHINA	154.348.960	138.816.944	-10,06	87.781.747	146.911.742	67,36
PAPUA NEW GUINEA	24.299	35.974	48,05	31.960	68.439	114,14
THAILAND	264.733	607	-99,77	191.507	2.503	-98,69
SINGAPORE	4.604.801	336.507	-92,69	2.351.852	449.300	-80,90
PHILIPPINES	167.100	8.805	-94,73	115.401	1.020	-99,12
MALAYSIA	48.452.774	105.669.119	118,09	32.674.222	120.164.435	267,77
CAMBODIA	11	0	-100,00	20	0	-100,00
VIET NAM	155.500	101.450	-34,76	113.839	194.223	70,61
MALDIVES	15.595	0	-100,00	16.000	0	-100,00
INDIA	5.382.980	18.014.257	234,65	2.815.931	17.118.316	507,91
PAKISTAN	630.400	492.420	-21,89	372.406	508.226	36,47
BANGLADESH	0	85.039.585	--	0	81.354.200	--
SRI LANKA	0	1.125.780	--	0	1.536.728	--
IRAN (ISLAMIC REPUBLIC OF)	1.120.129	84.024	-92,50	818.302	66.294	-91,90
SAUDI ARABIA	2.339.600	425.600	-81,81	1.204.473	566.048	-53,00
JORDAN	0	468.048	--	0	669.041	--
SYRIA ARAB REPUBLIC	441.843	389.760	-11,79	387.023	511.156	32,07
TURKEY	6.349.378	2.597.042	-59,10	4.721.801	2.448.356	-48,15
UNITED ARAB EMIRATES	25	50	100,00	411	974	136,98
EGYPT	2.885.600	2.515.862	-12,81	2.076.346	3.264.966	57,25
MOROCCO	374.600	44.500	-88,12	283.251	68.931	-75,66
TUNISIA	1.195.972	1.105.579	-7,56	841.490	1.467.532	74,40
ALGERIA	7.021.773	322.500	-95,41	4.659.992	530.423	-88,62
SUDAN	1.501.149	0	-100,00	908.230	0	-100,00
TANZANIA, UNITED REPUBLIC OF	105.000	0	-100,00	51.975	0	-100,00
MADAGASCAR	0	181.300	--	0	171.894	--
MOZAMBIQUE	135.750	0	-100,00	85.260	0	-100,00
EQUATORIAL GUINEA	0	123	--	0	823	--
TOGO	23	0	-100,00	22	0	-100,00
CAMEROON	19.500	0	-100,00	11.742	0	-100,00
NIGERIA	220.000	0	-100,00	161.755	0	-100,00
COTE D'IVOIRE	176.000	0	-100,00	118.800	0	-100,00
SENEGAL	66.000	0	-100,00	46.860	0	-100,00
MAURITANIA	181.300	199.810	10,21	94.276	254.748	170,22
BENIN	1.009	0	-100,00	700	0	-100,00
SOUTH AFRICA	4.282.660	618.070	-85,57	2.729.741	599.504	-78,04
AUSTRALIA	993	0	-100,00	10.901	0	-100,00
NEW ZEALAND	236	63.970	27.005,93	1.228	109.224	8.794,46
NORTHERN MARIANA ISLANDS	5.741	0	-100,00	4.040	0	-100,00
UNITED STATES	4.002.983	16.172.346	304,01	2.085.454	18.423.841	783,45
CANADA	4.725	0	-100,00	38.880	0	-100,00
CHILE	80.000	0	-100,00	47.080	0	-100,00
ARGENTINA	0	2.430	--	0	3.818	--
BRAZIL	2.722.500	0	-100,00	1.826.438	0	-100,00
EL SALVADOR	0	19.500	--	0	21.158	--
COSTA RICA	78.000	58.500	-25,00	58.422	61.386	5,07
UNITED KINGDOM	3.935	2.350	-40,28	18.417	12.315	-33,13
NETHERLANDS	36.290.132	65.280.997	79,89	22.837.564	78.208.172	242,45
FRANCE	110.029	0	-100,00	103.906	0	-100,00
GERMANY, FED. REP. OF	2.764.158	0	-100,00	1.923.839	0	-100,00
SWITZERLAND	31	3	-90,32	170	29	-82,94
DENMARK	17.800	0	-100,00	16.821	0	-100,00
NORWAY	1.183	280	-76,33	4.419	2.297	-48,02
SWEDEN	300	154	-48,67	1.128	672	-40,43
IRELAND	0	62.000	--	0	2.480	--
SPAIN	6.528.945	1.780.434	-72,73	4.447.519	2.481.537	-44,20
GREECE	820.209	1.718.755	109,55	535.451	1.827.386	241,28
DEMOCRATIC REPUBLIC OF THE CC	0	1.000.000	--	0	1.147.030	--

TABEL 5. PERKEMBANGAN EKSPOR INDONESIA MENURUT KOMODITI DAN NEGARA TUJUAN

JENIS BARANG	BERAT BERSIH (KG)		PERUB	NILAI FOB (US \$)		PERUB
	JAN-MEI 2007	JAN-MEI 2008	%	JAN-MEI 2007	JAN-MEI 2008	%
	(1)	(2)	(3)	(4)	(5)	(6)
POLAND	0	18.750	--	0	18.563	--
ROMANIA	0	1.067.430	--	0	1.631.584	--
BULGARIA	555.085	275.670	-50,34	462.979	426.566	-7,86
AZERBAIJAN	462.000	0	-100,00	349.965	0	-100,00
KAZAKHSTAN	0	328.050	--	0	424.715	--
TAJKISTAN	21.870	183.870	740,74	17.824	264.364	1.383,19
UKRAINE	6.679.978	4.618.398	-30,86	5.303.265	5.995.944	13,06
UZBEKISTAN	0	633.600	--	0	884.837	--
LITHUANIA	41	70	70,73	266	437	64,29
LATVIA	707.466	71.160	-89,94	617.534	101.885	-83,50
GEORGIA	150.377	131.220	-12,74	136.683	186.375	36,36
BOSNIA AND HERZEGOVINA	0	819	--	0	3.818	--
MALTA	0	66	--	0	770	--
SLOVENIA	15.000	0	-100,00	10.775	0	-100,00
CZECH REPUBLIC	306.500	0	-100,00	153.470	0	-100,00
RUSSIA FEDERATION	26.477.327	16.718.470	-36,86	21.391.380	22.207.952	3,82
-STEARIN	54.044.019	55.682.248	3,03	36.831.460	59.663.925	61,99
JAPAN	1.225.855	1.294.854	5,63	843.462	1.413.607	67,60
HONG KONG	339.000	284.975	-15,94	241.861	333.333	37,82
KOREA, REPUBLIC OF	1.245.600	2.512.450	101,71	843.300	2.619.176	210,59
TAIWAN	7.207.633	5.843.373	-18,93	5.085.014	6.075.655	19,48
CHINA	17.789.648	24.629.248	38,45	12.132.057	26.634.125	119,54
THAILAND	3.089.091	2.666.466	-13,68	2.194.311	3.043.494	38,70
SINGAPORE	225.503	252.000	11,75	170.963	311.534	82,22
PHILIPPINES	926.999	884.498	-4,58	667.357	998.430	49,61
MALAYSIA	2.490.517	300	-99,99	1.505.214	100	-99,99
MYANMAR (FORM. BURMA)	338.000	32.000	-90,53	252.536	34.144	-86,48
VIET NAM	1.539.997	1.716.766	11,48	1.088.762	1.888.176	73,42
INDIA	2.183.528	93.187	-95,73	901.338	105.826	-88,26
PAKISTAN	32.000	84.000	162,50	20.534	95.278	364,00
BANGLADESH	2.274.000	687.000	-69,79	1.464.874	667.991	-54,40
SRI LANKA	62.371	143.676	130,36	43.930	169.814	286,56
IRAN (ISLAMIC REPUBLIC OF)	165.000	233.000	41,21	93.561	258.408	176,19
JORDAN	224.000	0	-100,00	165.407	0	-100,00
LEBANON	0	17.000	--	0	20.740	--
SYRIA ARAB REPUBLIC	0	67.000	--	0	62.170	--
TURKEY	6.061.545	6.997.735	15,44	4.195.819	7.354.023	75,27
UNITED ARAB EMIRATES	0	22.000	--	0	27.333	--
EGYPT	334.951	379.813	13,39	239.366	403.473	68,56
MOROCCO	33.500	16.850	-49,70	25.847	20.557	-20,47
KENYA	34.000	17.000	-50,00	23.858	20.100	-15,75
GHANA	33.500	0	-100,00	25.080	0	-100,00
CAMEROON	0	17.000	--	0	20.400	--
NIGERIA	303.000	103.000	-66,01	231.808	122.255	-47,26
COTE D'IVOIRE	216.000	0	-100,00	177.070	0	-100,00
SOUTH AFRICA	278.349	115.016	-58,68	191.160	117.503	-38,53
AUSTRALIA	51.000	115.766	126,99	44.948	129.192	187,43
UNITED STATES	348.590	263.000	-24,55	265.477	319.157	20,22
CANADA	18.509	24.000	29,67	13.754	28.440	106,78
MEXICO	364.500	0	-100,00	284.489	0	-100,00
GUATEMALA	33.000	0	-100,00	26.120	0	-100,00
CHILE	16.500	23.999	45,45	13.118	29.683	126,28
VENEZUELA	17.000	0	-100,00	12.750	0	-100,00
ECUADOR	0	34.000	--	0	42.500	--
PERU	49.499	17.000	-65,66	41.205	20.400	-50,49
UNITED KINGDOM	349.000	436.500	25,07	216.118	427.704	97,90
NETHERLANDS	1.195.766	3.483.556	191,32	988.337	3.330.759	237,01
FRANCE	72.000	24.835	-65,51	52.629	28.553	-45,75
GERMANY, FED. REP. OF	851.000	344.000	-59,58	569.278	380.121	-33,23
BELGIUM	171.000	0	-100,00	113.068	0	-100,00
SWITZERLAND	14.000	0	-100,00	7.960	0	-100,00
SWEDEN	23.999	14.000	-41,66	16.652	15.839	-4,88
ITALY	58.000	34.000	-41,38	43.440	39.167	-9,84
SPAIN	754.428	190.000	-74,82	540.293	223.885	-58,56
PORTUGAL	429.812	672.000	56,35	345.596	807.215	133,57
GREECE	33.500	32.000	-4,48	25.626	32.480	26,75
HUNGARY	17.000	0	-100,00	14.819	0	-100,00
POLAND	32.000	65.997	106,24	21.440	68.618	220,05
BULGARIA	89.412	99.389	11,16	65.314	114.785	75,74
UKRAINE	187.000	372.999	99,46	136.170	421.000	209,17
LATVIA	37.177	17.000	-54,27	32.595	18.904	-42,00
RUSSIA FEDERATION	176.740	308.000	74,27	115.775	367.878	217,75
-ASAM BERLEMAK LAIN	209.531.278	301.610.125	43,95	112.877.675	249.756.550	121,26
JAPAN	3.848.758	4.772.847	24,01	2.624.408	6.655.134	153,59
HONG KONG	1.440	5.760	300,00	1.470	8.734	494,15
KOREA, REPUBLIC OF	4.791.642	9.516.734	98,61	2.848.544	6.958.426	144,28

TABEL 5. PERKEMBANGAN EKSPOR INDONESIA MENURUT KOMODITI DAN NEGARA TUJUAN

JENIS BARANG	BERAT BERSIH (KG)		PERUB	NILAI FOB (US \$)		PERUB
	JAN-MEI 2007	JAN-MEI 2008	%	JAN-MEI 2007	JAN-MEI 2008	%
	(1)	(2)	(3)	(4)	(5)	(6)
TAIWAN	370.040	209.780	-43,31	289.404	240.300	-16,97
CHINA	14.361.491	12.498.789	-12,97	12.455.842	14.556.635	16,87
THAILAND	461.738	1.071.965	132,16	531.594	1.601.883	201,34
SINGAPORE	12.136.528	11.038.265	-9,05	9.283.309	14.555.281	56,79
PHILIPPINES	159.139	1	-100,00	93.963	14	-99,99
MALAYSIA	5.413.679	11.855.701	119,00	4.303.355	11.866.257	175,74
MYANMAR (FORM. BURMA)	0	1.000.000	--	0	540.000	--
NEPAL	0	36.260	--	0	14.340	--
VIET NAM	477	30	-93,71	1.019	41	-95,98
INDIA	85.235.277	122.861.438	44,14	35.006.709	79.541.454	127,22
PAKISTAN	2.491.780	5.553.900	122,89	655.807	2.419.977	269,01
BANGLADESH	4.320	86.920	1.912,04	3.715	50.114	1.248,96
SRI LANKA	41.800	1.406.520	3.264,88	24.970	1.324.837	5.205,71
IRAN (ISLAMIC REPUBLIC OF)	34.560	17.280	-50,00	29.030	24.814	-14,52
SAUDI ARABIA	115.200	28.800	-75,00	124.969	38.246	-69,40
JORDAN	24.687	17.280	-30,00	19.065	24.952	30,88
SYRIA ARAB REPUBLIC	0	17.280	--	0	19.526	--
TURKEY	2.004.144	807.094	-59,73	1.030.956	1.019.231	-1,14
EGYPT	3.779.080	2.035.512	-46,14	1.629.316	1.443.533	-11,40
TUNISIA	669.948	0	-100,00	261.280	0	-100,00
ETHIOPIA	72.520	36.260	-50,00	36.260	27.558	-24,00
TANZANIA, UNITED REPUBLIC OF	3.900.000	3.050.000	-21,79	1.476.500	1.971.298	33,51
MADAGASCAR	0	37.240	--	0	13.034	--
MOZAMBIQUE	254.400	4.110.937	1.515,93	103.032	2.724.260	2.544,09
TOGO	0	126.910	--	0	105.335	--
GHANA	106.000	0	-100,00	42.930	0	-100,00
CAMEROON	0	878	--	0	225	--
COTE D'IVOIRE	0	6.600.000	--	0	3.950.250	--
SENEGAL	500.000	0	-100,00	207.500	0	-100,00
GAMBIA	1.500.000	0	-100,00	626.250	0	-100,00
DJIBOUTI	93.100	301.920	224,30	56.605	253.968	348,67
SOUTH AFRICA	3.484.000	3.745.152	7,50	1.489.639	2.458.445	65,04
MALAWI	0	126.040	--	0	77.743	--
AUSTRALIA	293.779	286.607	-2,44	330.140	441.886	33,85
NEW ZEALAND	0	3.003	--	0	5.778	--
UNITED STATES	7.315.291	14.158.019	93,54	6.911.695	20.059.278	190,22
CANADA	66.960	43.200	-35,48	56.109	56.160	0,09
MEXICO	128.508	265.939	106,94	109.639	349.416	218,70
ARGENTINA	672.000	232.424	-65,41	672.897	338.889	-49,64
BRAZIL	2.750.400	3.164.040	15,04	2.617.075	4.235.561	61,84
URUGUAY	14.400	14.400	0,00	17.328	23.573	36,04
ECUADOR	0	14.400	--	0	21.600	--
JAMAICA	2.221	2.761	24,31	1.878	4.449	136,90
COSTA RICA	0	84.800	--	0	61.904	--
UNITED KINGDOM	2.226.979	295.855	-86,71	1.018.024	417.322	-59,01
NETHERLANDS	22.667.102	19.963.722	-11,93	13.815.920	27.453.602	98,71
FRANCE	0	141.090	--	0	353.309	--
GERMANY, FED. REP. OF	1.044.753	1.144.782	9,57	1.065.006	2.052.413	92,71
BELGIUM	180.610	71.674	-60,32	156.580	88.080	-43,75
DENMARK	0	5.000.000	--	0	3.362.600	--
ITALY	1.521.271	3.381.250	122,26	1.171.255	2.450.993	109,26
SPAIN	24.781.800	50.325.924	103,08	9.664.601	33.429.429	245,90
GREECE	9.456	35.839	279,01	12.087	52.675	335,80
ROMANIA	0	6.903	--	0	11.788	--
-ALAT LISTRIK	223.341.305	230.205.040	3,07	1.934.745.939	2.116.142.176	9,38
JAPAN	22.522.104	27.895.117	23,86	332.629.806	393.552.912	18,32
HONG KONG	5.979.175	4.700.535	-21,38	75.444.914	77.326.388	2,49
KOREA, DEMOCRATIC PEOPLE'S RE	19	458	2.310,53	466	14.764	3.068,24
KOREA, REPUBLIC OF	2.238.733	2.091.915	-6,56	30.021.572	33.001.288	9,93
TAIWAN	1.916.236	2.213.829	15,53	20.836.707	23.889.953	14,65
CHINA	4.417.542	4.098.264	-7,23	51.246.815	57.908.573	13,00
MONGOLIA	700	5.342	663,14	2.139	31.925	1.392,52
MACAU	0	19.235	--	0	150.700	--
PAPUA NEW GUINEA	3.081.228	2.607.865	-15,36	4.311.068	5.237.353	21,49
THAILAND	11.480.766	13.353.132	16,31	66.785.442	81.437.828	21,94
SINGAPORE	24.679.135	20.852.890	-15,50	606.294.263	594.910.760	-1,88
PHILIPPINES	6.001.457	7.209.308	20,13	26.905.403	38.737.952	43,98
MALAYSIA	17.652.677	13.380.600	-24,20	84.941.367	79.826.391	-6,02
MYANMAR (FORM. BURMA)	130.026	199.365	53,33	608.847	1.240.369	103,72
CAMBODIA	224.739	101.348	-54,90	583.343	402.456	-31,01
BRUNEI DARUSSALAM	376.107	200.562	-46,67	2.065.054	1.301.678	-36,97
NEPAL	19.468	0	-100,00	87.033	0	-100,00
VIET NAM	6.396.518	10.424.804	62,98	31.581.762	47.762.099	51,23
MALDIVES	28.552	86.845	204,16	59.221	153.755	159,63
INDIA	1.219.660	7.422.114	508,54	5.581.096	20.979.603	275,90
PAKISTAN	1.049.668	892.479	-14,98	2.349.887	4.122.198	75,42
BANGLADESH	316.713	61.127	-80,70	908.782	300.493	-66,93

TABEL 5. PERKEMBANGAN EKSPOR INDONESIA MENURUT KOMODITI DAN NEGARA TUJUAN

JENIS BARANG	BERAT BERSIH (KG)		PERUB	NILAI FOB (US \$)		PERUB
	JAN-MEI 2007	JAN-MEI 2008	%	JAN-MEI 2007	JAN-MEI 2008	%
	(1)	(2)	(3)	(4)	(5)	(6)
SRI LANKA	415.746	441.954	6,30	1.492.456	1.813.521	21,51
AFGHANISTAN	121.400	145.251	19,65	231.843	511.245	120,51
IRAQ	0	7.508	--	0	15.785	--
IRAN (ISLAMIC REPUBLIC OF)	932.927	311.299	-66,63	3.225.859	1.171.471	-63,68
SAUDI ARABIA	6.710.964	4.343.186	-35,28	22.780.157	15.781.634	-30,72
ISRAEL	0	99.611	--	0	474.065	--
KUWAIT	720.576	374.962	-47,96	1.557.781	1.329.180	-14,67
JORDAN	365.659	364.254	-0,38	1.108.096	957.461	-13,59
LEBANON	788.579	507.632	-35,63	1.874.906	1.833.715	-2,20
PALESTINA	0	126.160	--	0	534.869	--
YEMEN	557.064	838.232	50,47	1.431.595	2.952.889	106,27
OMAN	742.621	933.005	25,64	4.240.077	4.967.774	17,16
SYRIA ARAB REPUBLIC	35.601	84.550	137,49	79.881	280.672	251,36
TURKEY	6.459.977	2.098.917	-67,51	16.062.414	8.304.915	-48,30
UNITED ARAB EMIRATES	18.467.769	18.574.392	0,58	55.479.054	95.390.207	71,94
QATAR	1.610.009	1.646.861	2,29	6.690.766	8.199.868	22,55
BAHRAIN	15.971	408.679	2.458,88	69.297	3.528.202	4.991,42
CYPRUS	373.393	139.304	-62,69	700.306	497.951	-28,90
EGYPT	2.611.061	2.303.772	-11,77	5.429.326	5.862.453	7,98
LIBYAN ARAB JAMAHIRIYA	80.417	136.855	70,18	298.390	572.821	91,97
MOROCCO	96.027	330.771	244,46	544.168	1.298.372	138,60
TUNISIA	83	33.987	40.848,19	838	868.364	103.523,39
ALGERIA	1.441.090	473.637	-67,13	2.764.645	1.454.667	-47,38
SUDAN	4.747.301	5.561.695	17,15	9.793.200	16.035.238	63,74
ERITREA	23.899	241.988	912,54	44.890	440.323	880,89
ETHIOPIA	108.223	113.534	4,91	270.140	491.072	81,78
TANZANIA, UNITED REPUBLIC OF	548.948	158.369	-71,15	1.452.832	639.791	-55,96
MADAGASCAR	26.555	61.660	132,20	54.755	235.568	330,22
SOMALIA	47.506	0	-100,00	90.229	0	-100,00
KENYA	687.707	637.256	-7,34	2.719.295	2.556.839	-5,97
REUNION	4.552	0	-100,00	51.157	0	-100,00
MOZAMBIQUE	526.273	296.917	-43,58	907.799	974.813	7,38
EQUATORIAL GUINEA	256.783	24.031	-90,64	458.010	48.918	-89,32
TOGO	34.570	95.414	176,00	94.304	408.737	333,42
GHANA	567.242	1.069.475	88,54	1.656.134	4.162.363	151,33
LIBERIA	21.617	21.793	0,81	45.806	71.429	55,94
GUINEA	63.144	124.081	96,50	91.380	213.550	133,69
ANGOLA	183.343	49.882	-72,79	494.384	206.885	-58,15
CONGO	0	425	--	0	1.363	--
CAMEROON	90.909	237.227	160,95	224.152	601.037	168,14
NIGERIA	1.743.490	1.334.496	-23,46	6.585.361	8.122.496	23,34
GABON	0	96.038	--	0	393.327	--
COTE D'IVOIRE	59.080	18.092	-69,38	140.947	75.710	-46,28
SENEGAL	295.296	97.246	-67,07	607.657	353.797	-41,78
MAURITANIA	21.197	0	-100,00	57.651	0	-100,00
MALI	4.220	0	-100,00	88.265	0	-100,00
BENIN	186.272	269.566	44,72	471.857	817.210	73,19
BURKINA FASO	0	18	--	0	487	--
GAMBIA	25.238	16.499	-34,63	54.385	12.625	-76,79
SEYCHELLES	0	8.673	--	0	36.740	--
UGANDA	30.619	75.805	147,58	54.059	235.197	335,07
CENTRAL AFRICAN REPUBLIC	16	30.862	192.787,50	23	71.279	309.808,70
DJIBOUTI	533.737	260.269	-51,24	1.291.742	901.372	-30,22
SAINT HELENA	12	0	-100,00	32	0	-100,00
SWAZILAND	0	120	--	0	6.573	--
SOUTH AFRICA	730.392	1.034.045	41,57	2.305.324	3.502.383	51,93
ZIMBABWE	2	0	-100,00	12	0	-100,00
ZAMBIA	0	32.801	--	0	102.255	--
MALAWI	2.646	0	-100,00	8.617	0	-100,00
COMOROS	9.997	0	-100,00	1.760	0	-100,00
MAURITIUS	64.668	37.609	-41,84	248.805	136.087	-45,30
AUSTRALIA	4.896.591	6.577.615	34,33	39.003.882	51.101.801	31,02
NEW ZEALAND	1.353.961	886.401	-34,53	9.399.287	5.087.350	-45,88
NEW CALEDONIA	4.290	179.034	4.073,29	9.337	2.780.142	29.675,54
VANUATU	101.824	90.027	-11,59	209.057	187.572	-10,28
AMERICAN SAMOA	0	14.370	--	0	42.775	--
COOK ISLANDS	1.655	2.819	70,33	4.278	1.752	-59,05
FIJI	166.203	171.594	3,24	398.852	444.834	11,53
SAMOA	569.092	489.271	-14,03	5.264.716	3.787.449	-28,06
SOLOMON ISLANDS	172.065	214.985	24,94	326.863	442.375	35,34
TONGA	36.450	14.304	-60,76	92.228	37.744	-59,08
EAST TIMOR	15.022	371.037	2.369,96	49.231	572.325	1.062,53
UNITED STATES	17.198.668	15.118.429	-12,10	156.523.778	161.953.653	3,47
CANADA	1.036.722	1.397.214	34,77	4.876.641	6.320.405	29,61
MEXICO	1.540.333	1.814.411	17,79	7.142.741	9.912.569	38,78
GUATEMALA	160.127	679.067	324,08	342.916	1.649.023	380,88
HONDURAS	172	0	-100,00	1.060	0	-100,00
NICARAGUA	19.304	32.644	69,10	44.915	140.648	213,14

TABEL 5. PERKEMBANGAN EKSPOR INDONESIA MENURUT KOMODITI DAN NEGARA TUJUAN

JENIS BARANG	BERAT BERSIH (KG)		PERUB	NILAI FOB (US \$)		PERUB
	JAN-MEI 2007	JAN-MEI 2008	%	JAN-MEI 2007	JAN-MEI 2008	%
	(1)	(2)	(3)	(4)	(5)	(6)
PANAMA	61.604	109.281	77,39	228.506	656.750	187,41
CUBA	0	375	--	0	34.098	--
SURINAME	22.347	80.286	259,27	66.108	334.447	405,91
CHILE	962.233	1.228.726	27,70	2.134.976	3.166.978	48,34
VENEZUELA	2.721.240	368.218	-86,47	20.014.726	2.451.205	-87,75
ARGENTINA	328.142	466.138	42,05	1.631.404	2.300.223	41,00
BRAZIL	1.347.981	2.968.496	120,22	9.215.627	15.020.241	62,99
COLOMBIA	589.197	464.133	-21,23	1.956.136	1.860.610	-4,88
BOLIVIA	0	51.553	--	0	192.476	--
URUGUAY	4	36	800,00	18	267	1.383,33
PARAGUAY	38.053	65.703	72,66	79.125	245.550	210,33
ECUADOR	465.061	387.600	-16,66	850.615	853.332	0,32
PERU	94.772	259.811	174,14	434.242	1.239.861	185,52
TRINIDAD AND TOBAGO	81.158	49.039	-39,58	179.248	185.653	3,57
JAMAICA	151.771	1.287	-99,15	319.800	13.829	-95,68
DOMINICAN REPUBLIC	176.000	107.760	-38,77	401.450	437.592	9,00
EL SALVADOR	172	0	-100,00	1.060	0	-100,00
COSTA RICA	4.011	7.057	75,94	25.700	50.796	97,65
HAITI	193.199	165.353	-14,41	401.452	444.913	10,83
ARUBA	20.867	18.859	-9,62	36.588	52.828	44,39
FRENCH POLYNESIA	22.209	12.791	-42,41	93.283	135.006	44,73
SAN MARINO	0	4.833	--	0	66.564	--
UNITED KINGDOM	4.921.572	9.055.705	84,00	16.739.417	31.681.624	89,26
NETHERLANDS	3.002.081	2.376.915	-20,82	16.828.004	14.205.291	-15,59
FRANCE	2.163.962	1.733.958	-19,87	53.769.122	46.981.080	-12,62
GERMANY, FED. REP. OF	1.123.372	2.151.046	91,48	24.892.140	23.769.769	-4,51
AUSTRIA	11.592	92.369	696,83	355.544	1.567.780	340,95
BELGIUM	993.125	1.926.011	93,93	3.259.548	5.514.280	69,17
SWITZERLAND	1.320.822	76.113	-94,24	5.988.946	1.889.796	-68,45
LUXEMBOURG	0	172	--	0	17.137	--
DENMARK	51.296	17.863	-65,18	2.182.127	429.351	-80,32
NORWAY	34.670	19.097	-44,92	189.134	186.337	-1,48
SWEDEN	169.082	165.693	-2,00	3.560.769	1.664.396	-53,26
FINLAND	35.583	17.383	-51,15	986.067	341.410	-65,38
IRELAND	1.661	2	-99,88	12.542	13	-99,90
ITALY	2.335.175	2.836.721	21,48	17.153.996	9.140.812	-46,71
SPAIN	4.591.305	6.481.524	41,17	13.898.398	23.189.754	66,85
PORTUGAL	7.655	380.827	4.874,88	36.136	712.408	1.871,46
GREECE	1.914.464	1.244.794	-34,98	3.894.024	3.813.199	-2,08
DEMOCRATIC REPUBLIC OF THE CC	308.648	81.973	-73,44	1.042.309	289.665	-72,21
HUNGARY	192.257	578.143	200,71	1.130.267	2.467.526	118,31
POLAND	636.285	134.180	-78,91	2.801.228	1.867.178	-33,34
ROMANIA	166	78.182	46.997,59	13.461	477.166	3.444,80
BULGARIA	8	58	625,00	432	2.996	593,52
ALBANIA	0	2.392	--	0	10.948	--
BELARUS	345.946	76.584	-77,86	606.091	235.008	-61,23
KAZAKHSTAN	98.233	123.822	26,05	314.345	380.342	21,00
UKRAINE	153.444	119.718	-21,98	747.326	423.257	-43,36
UZBEKISTAN	0	10.214	--	0	34.406	--
LITHUANIA	107.316	23.487	-78,11	464.609	94.454	-79,67
LATVIA	2.935	0	-100,00	17.092	0	-100,00
ESTONIA	0	120	--	0	10.300	--
GEORGIA	58.195	82.851	42,37	135.767	229.371	68,94
CROATIA	0	6.017	--	0	91.846	--
MALTA	20.735	52.426	152,84	52.346	216.684	313,95
SLOVAKIA	60.208	61.326	1,86	750.324	504.424	-32,77
SLOVENIA	145	9	-93,79	404	14	-96,53
CZECH REPUBLIC	96.958	393.400	305,74	799.252	4.800.787	500,66
RUSSIA FEDERATION	106.298	385.589	262,74	693.120	1.948.728	181,15
-DIODE TRANSISTOR	422.291	333.837	-20,95	50.191.566	63.531.038	26,58
JAPAN	78.772	56.487	-28,29	18.652.957	31.046.383	66,44
HONG KONG	50.582	25.386	-49,81	11.966.545	13.294.493	11,10
KOREA, REPUBLIC OF	1.580	2.279	44,24	114.281	249.855	118,63
TAIWAN	21.580	4.272	-80,20	1.261.241	746.623	-40,80
CHINA	25.221	8.984	-64,38	5.433.462	2.526.949	-53,49
MONGOLIA	67	0	-100,00	811	0	-100,00
PAPUA NEW GUINEA	172	0	-100,00	672	0	-100,00
THAILAND	863	1.981	129,55	23.674	46.010	94,35
SINGAPORE	223.741	218.922	-2,15	10.615.804	11.583.201	9,11
PHILIPPINES	849	738	-13,07	57.267	13.167	-77,01
MALAYSIA	4.633	4.348	-6,15	486.524	370.306	-23,89
VIET NAM	30	0	-100,00	257	0	-100,00
PAKISTAN	4	51	1.175,00	12	187	1.458,33
BANGLADESH	13	0	-100,00	26	0	-100,00
UNITED ARAB EMIRATES	0	17	--	0	169	--
KENYA	2.619	0	-100,00	39.579	0	-100,00
AUSTRALIA	143	0	-100,00	8.371	0	-100,00

TABEL 5. PERKEMBANGAN EKSPOR INDONESIA MENURUT KOMODITI DAN NEGARA TUJUAN

JENIS BARANG	BERAT BERSIH (KG)		PERUB	NILAI FOB (US \$)		PERUB
	JAN-MEI 2007	JAN-MEI 2008	%	JAN-MEI 2007	JAN-MEI 2008	%
	(1)	(2)	(3)	(4)	(5)	(6)
UNITED STATES	6.793	4.152	-38,88	612.066	998.607	63,15
UNITED KINGDOM	2	1.793	89.550,00	99	181.837	183.573,74
NETHERLANDS	11	0	-100,00	8.800	0	-100,00
GERMANY, FED. REP. OF	4.588	4.142	-9,72	808.730	2.270.222	180,71
AUSTRIA	0	185	--	0	2.583	--
DENMARK	2	0	-100,00	164	0	-100,00
SWEDEN	0	1	--	0	1.260	--
FINLAND	25	94	276,00	100.200	198.580	98,18
ROMANIA	0	4	--	0	186	--
ESTONIA	0	1	--	0	420	--
RUSSIA FEDERATION	1	0	-100,00	24	0	-100,00
-AUDIO VISUAL	46.329.539	39.782.274	-14,13	1.120.187.682	1.042.161.421	-6,97
JAPAN	2.976.755	3.307.649	11,12	90.121.767	97.039.112	7,68
HONG KONG	1.113.920	1.363.982	22,45	74.583.638	103.447.615	38,70
KOREA, REPUBLIC OF	638.679	663.034	3,81	34.878.131	65.542.813	87,92
TAIWAN	87.241	85.998	-1,42	1.854.502	1.826.745	-1,50
CHINA	690.114	1.063.528	54,11	28.505.048	55.388.247	94,31
PAPUA NEW GUINEA	52.199	61.361	17,55	215.454	373.768	73,48
THAILAND	723.244	1.723.933	138,36	10.858.060	12.996.074	19,69
SINGAPORE	8.949.238	5.510.947	-38,42	252.054.590	151.440.414	-39,92
PHILIPPINES	280.325	351.492	25,39	7.156.188	2.459.157	-65,64
MALAYSIA	1.210.507	2.503.660	106,83	20.126.798	39.648.963	97,00
MYANMAR (FORM. BURMA)	105.394	45.097	-57,21	539.883	108.965	-79,82
BRUNEI DARUSSALAM	488	12.583	2.478,48	2.594	36.663	1.313,38
VIET NAM	458.015	512.100	11,81	38.319.044	9.357.520	-75,58
MALDIVES	0	24	--	0	1.375	--
INDIA	342.915	132.377	-61,40	7.618.275	4.035.698	-47,03
PAKISTAN	106.228	146.337	37,76	531.201	631.873	18,95
BANGLADESH	5.048	7.895	56,40	68.975	38.546	-44,12
SRI LANKA	60.623	11.360	-81,26	246.541	97.224	-60,56
IRAQ	0	25.495	--	0	813.068	--
IRAN (ISLAMIC REPUBLIC OF)	69.582	0	-100,00	1.266.299	0	-100,00
SAUDI ARABIA	660.666	633.799	-4,07	5.643.500	6.319.118	11,97
ISRAEL	0	495.085	--	0	14.528.906	--
KUWAIT	255.848	133.899	-47,66	2.964.618	3.669.789	23,79
JORDAN	74.685	26.153	-64,98	544.991	484.292	-11,14
LEBANON	3.991	11.779	195,14	258.580	303.597	17,41
YEMEN	138.186	159.491	15,42	585.493	857.798	46,51
OMAN	70.857	100.130	41,31	731.625	5.884.022	704,24
SYRIA ARAB REPUBLIC	75.292	205.621	173,10	218.967	737.940	237,01
TURKEY	159.836	85.974	-46,21	5.027.652	3.346.295	-33,44
UNITED ARAB EMIRATES	2.267.637	2.109.905	-6,96	30.551.346	34.821.494	13,98
QATAR	57.095	64.647	13,23	506.593	1.228.988	142,60
BAHRAIN	1	5.071	507.000,00	24	122.288	509.433,33
CYPRUS	852	67	-92,14	24.457	10.998	-55,03
EGYPT	109.350	97.674	-10,68	2.599.640	2.147.295	-17,40
LIBYAN ARAB JAMAHIRIYA	14.312	0	-100,00	120.278	0	-100,00
MOROCCO	2.689	6.017	123,76	75.097	166.487	121,70
TUNISIA	3.180	0	-100,00	104.800	0	-100,00
ALGERIA	4.676	0	-100,00	108.315	0	-100,00
SUDAN	31.697	79.988	152,35	86.540	831.651	861,00
ETHIOPIA	38.075	37.995	-0,21	99.304	92.971	-6,38
TANZANIA, UNITED REPUBLIC OF	2.674	679	-74,61	86.377	334	-99,61
MADAGASCAR	73	0	-100,00	90	0	-100,00
KENYA	2.298	17.011	640,25	55.750	48.259	-13,44
GHANA	21.919	30.699	40,06	66.460	125.558	88,92
GUINEA	32.668	0	-100,00	103.030	0	-100,00
ANGOLA	23.805	30.404	27,72	41.395	82.678	99,73
CONGO	14.049	0	-100,00	41.040	0	-100,00
CAMEROON	843	0	-100,00	1.383	0	-100,00
NIGERIA	783.626	719.232	-8,22	1.912.266	2.187.562	14,40
COTE D'IVOIRE	11.560	4.260	-63,15	34.975	75.420	115,64
SENEGAL	2.999	650	-78,33	416.070	61.400	-85,24
MAURITANIA	35.469	0	-100,00	97.951	0	-100,00
BENIN	14.287	12.529	-12,30	6.770	6.038	-10,81
GAMBIA	0	249	--	0	244	--
UGANDA	80	11.532	14.315,00	270	70.663	26.071,48
NIGER	35	0	-100,00	26	0	-100,00
DJIBOUTI	4.875	0	-100,00	131.100	0	-100,00
SOUTH AFRICA	151.515	119.089	-21,40	3.322.332	2.566.300	-22,76
MAURITIUS	94	0	-100,00	402	0	-100,00
AUSTRALIA	1.342.425	567.480	-57,73	14.603.659	14.800.952	1,35
NEW ZEALAND	213.652	242.270	13,39	6.868.049	7.040.489	2,51
NEW CALEDONIA	64	1	-98,44	1.388	50	-96,40
NORTHERN MARIANA ISLANDS	3	0	-100,00	63	0	-100,00
VANUATU	2.275	216	-90,51	19.680	450	-97,71
AMERICAN SAMOA	0	25	--	0	229	--

TABEL 5. PERKEMBANGAN EKSPOR INDONESIA MENURUT KOMODITI DAN NEGARA TUJUAN

JENIS BARANG	BERAT BERSIH (KG)		PERUB	NILAI FOB (US \$)		PERUB
	JAN-MEI 2007	JAN-MEI 2008	%	JAN-MEI 2007	JAN-MEI 2008	%
	(1)	(2)	(3)	(4)	(5)	(6)
FIJI	13	2.611	19.984,62	210	31.845	15.064,29
TONGA	1.152	5	-99,57	1.421	66	-95,36
EAST TIMOR	101.665	538.803	429,98	2.465.035	421.373	-82,91
UNITED STATES	6.201.662	4.820.829	-22,27	171.955.491	140.494.349	-18,30
CANADA	221.621	170.373	-23,12	9.556.435	10.233.513	7,09
MEXICO	249.734	271.063	8,54	13.882.564	9.360.280	-32,58
GUATEMALA	15.348	6.541	-57,38	115.001	52.354	-54,48
HONDURAS	2.452	0	-100,00	17.561	0	-100,00
PANAMA	82.605	127.741	54,64	2.537.769	3.550.696	39,91
CUBA	0	344	--	0	30.400	--
CHILE	41.646	66.461	59,59	937.883	1.125.988	20,06
VENEZUELA	784	2.370	202,30	366.417	279.710	-23,66
ARGENTINA	44.220	3.513	-92,06	1.534.964	430.088	-71,98
BRAZIL	156.788	191.379	22,06	5.005.694	3.574.650	-28,59
COLOMBIA	14.578	1.182	-91,89	735.008	229.771	-68,74
URUGUAY	7.482	154	-97,94	180.845	33.423	-81,52
PARAGUAY	2	4.168	208.300,00	34	118.358	348.011,76
ECUADOR	0	1.318	--	0	9.961	--
PERU	8.401	3.172	-62,24	786.938	741.997	-5,71
PUERTO RICO	2.730	1.725	-36,81	937.903	349.581	-62,73
EL SALVADOR	1	24	2.300,00	285	4.344	1.424,21
COSTA RICA	1	182	18.100,00	285	37.295	12.985,96
FRENCH POLYNESIA	0	74	--	0	10.936	--
MARTINIQUE	398	0	-100,00	3.165	0	-100,00
UNITED KINGDOM	1.725.923	211.220	-87,76	16.636.013	10.567.141	-36,48
NETHERLANDS	1.056.216	842.332	-20,25	25.892.821	44.197.571	70,69
FRANCE	397.284	293.646	-26,09	7.202.647	4.095.361	-43,14
GERMANY, FED. REP. OF	2.599.124	2.300.391	-11,49	39.510.091	25.672.645	-35,02
AUSTRIA	24.501	3.211	-86,89	240.978	537.458	123,03
BELGIUM	3.816.286	3.317.901	-13,06	90.808.310	66.439.516	-26,84
SWITZERLAND	15.225	5.715	-62,46	874.764	814.051	-6,94
LUXEMBOURG	0	2	--	0	9	--
GIBRALTAR	0	42	--	0	6.852	--
DENMARK	45.617	19.731	-56,75	286.715	152.885	-46,68
NORWAY	11.760	4.609	-60,81	18.534	7.271	-60,77
SWEDEN	179.043	71.498	-60,07	2.253.408	1.264.577	-43,88
FINLAND	1.067.362	61.302	-94,26	25.092.382	1.830.661	-92,70
IRELAND	2.130	0	-100,00	32.544	0	-100,00
ITALY	583.653	110.251	-81,11	13.501.806	3.448.791	-74,46
SPAIN	190.187	100.833	-46,98	4.397.456	2.324.972	-47,13
PORTUGAL	11.462	1.061	-90,74	328.505	172.811	-47,39
GREECE	27.902	1.223	-95,62	378.123	85.557	-77,37
DEMOCRATIC REPUBLIC OF THE CC	140	0	-100,00	1.238	0	-100,00
HUNGARY	235.066	126.451	-46,21	1.587.657	2.472.052	55,70
POLAND	104.776	375.709	258,58	5.716.927	14.460.719	152,95
ROMANIA	31.328	0	-100,00	719.600	0	-100,00
BULGARIA	3.076	3.067	-0,29	257.240	259.236	0,78
YUGOSLAVIA	16.447	0	-100,00	364.133	0	-100,00
ALBANIA	1.232	0	-100,00	27.534	0	-100,00
AZERBAIJAN	0	5.266	--	0	174.452	--
KAZAKHSTAN	0	2.930	--	0	614.395	--
UKRAINE	126.186	15.392	-87,80	541.478	3.204.023	491,72
LITHUANIA	5	0	-100,00	572	0	-100,00
ESTONIA	13.508	10.375	-23,19	63.462	55.627	-12,35
GEORGIA	0	2.926	--	0	19.772	--
CROATIA	11.998	0	-100,00	321.067	0	-100,00
SLOVAKIA	62.583	27.149	-56,62	2.241.900	1.253.737	-44,08
SLOVENIA	0	10.954	--	0	66.606	--
CZECH REPUBLIC	453.743	1.086.507	139,45	13.247.676	22.129.770	67,05
REP. OF MACEDONIA	2.957	0	-100,00	66.882	0	-100,00
RUSSIA FEDERATION	1.858.808	1.018.075	-45,23	9.544.977	16.807.530	76,09
-FOTOGRAFI DAN OPTIK	2.128.368	1.460.842	-31,36	85.900.000	90.882.239	5,80
JAPAN	55.763	69.726	25,04	6.021.538	8.509.149	41,31
HONG KONG	30.987	24.979	-19,39	2.322.655	962.578	-58,56
KOREA, REPUBLIC OF	2.970	3.803	28,05	91.210	84.671	-7,17
TAIWAN	2.090	1.676	-19,81	172.908	62.980	-63,58
CHINA	24.290	48.473	99,56	2.251.805	2.290.898	1,74
PAPUA NEW GUINEA	0	157	--	0	1.162	--
THAILAND	3.759	19.133	408,99	279.137	348.272	24,77
SINGAPORE	554.918	558.022	0,56	41.644.272	51.229.008	23,02
PHILIPPINES	5.200	20.733	298,71	1.612.810	695.503	-56,88
MALAYSIA	17.465	88.247	405,28	493.088	5.524.926	1.020,47
MYANMAR (FORM. BURMA)	90	0	-100,00	14.975	0	-100,00
BRUNEI DARUSSALAM	0	28	--	0	500	--
NEPAL	1.243	0	-100,00	25.459	0	-100,00
VIET NAM	2.889	2.639	-8,65	104.916	64.765	-38,27
INDIA	30.341	61.668	103,25	752.971	1.015.647	34,89

TABEL 5. PERKEMBANGAN EKSPOR INDONESIA MENURUT KOMODITI DAN NEGARA TUJUAN

JENIS BARANG	BERAT BERSIH (KG)		PERUB	NILAI FOB (US \$)		PERUB
	JAN-MEI 2007	JAN-MEI 2008	%	JAN-MEI 2007	JAN-MEI 2008	%
	(1)	(2)	(3)	(4)	(5)	(6)
PAKISTAN	2.872	670	-76,67	17.029	14.119	-17,09
BANGLADESH	2.950	1.734	-41,22	13.011	5.390	-58,57
SRI LANKA	1.170	335	-71,37	18.994	5.568	-70,69
IRAN (ISLAMIC REPUBLIC OF)	0	833	--	0	7.618	--
SAUDI ARABIA	2.347	553	-76,44	45.962	4.220	-90,82
JORDAN	0	1	--	0	18	--
LEBANON	13	11	-15,38	3.438	4.785	39,18
OMAN	0	150	--	0	1.200	--
SYRIA ARAB REPUBLIC	1.288	725	-43,71	6.300	3.827	-39,25
TURKEY	327	758	131,80	10.331	44.882	334,44
UNITED ARAB EMIRATES	5.419	5.856	8,06	143.055	129.507	-9,47
CYPRUS	0	14	--	0	1.584	--
EGYPT	2.398	306	-87,24	43.663	25.681	-41,18
MOROCCO	290	0	-100,00	10.529	0	-100,00
TUNISIA	0	6	--	0	1.845	--
ALGERIA	0	36	--	0	793	--
KENYA	0	64	--	0	1.863	--
TOGO	1.911	0	-100,00	51.797	0	-100,00
CAMEROON	0	238	--	0	2.038	--
NIGERIA	387	81	-79,07	3.327	1.068	-67,90
SOUTH AFRICA	682	4	-99,41	18.940	32.595	72,10
MAURITIUS	312	207	-33,65	13.188	9.751	-26,06
AUSTRALIA	1.984	1.509	-23,94	72.669	36.996	-49,09
NEW ZEALAND	111	44	-60,36	1.751	576	-67,10
VANUATU	90	0	-100,00	283	0	-100,00
TONGA	0	151	--	0	120	--
EAST TIMOR	0	14.061	--	0	12.571	--
UNITED STATES	847.619	350.757	-58,62	17.812.165	11.250.781	-36,84
CANADA	408.839	4.790	-98,83	1.603.359	679.485	-57,62
MEXICO	770	4.537	489,22	61.496	75.389	22,59
PANAMA	0	392	--	0	10.849	--
ARGENTINA	685	460	-32,85	9.327	5.506	-40,97
BRAZIL	2.122	5.740	170,50	18.837	98.922	425,15
COLOMBIA	1.676	6.033	259,96	87.662	148.682	69,61
ECUADOR	149	1.782	1.095,97	38.805	137.203	253,57
PUERTO RICO	769	0	-100,00	2.617	0	-100,00
DOMINICAN REPUBLIC	1.280	1.701	32,89	45.285	35.651	-21,27
COSTA RICA	792	491	-38,01	26.684	21.478	-19,51
ARUBA	22	0	-100,00	340	0	-100,00
NETHERLANDS ANTILLES	256	0	-100,00	65.947	0	-100,00
UNITED KINGDOM	25.443	97.148	281,83	566.094	2.719.781	380,45
NETHERLANDS	2.334	7.034	201,37	191.477	549.233	186,84
FRANCE	4.422	13.131	196,95	149.428	861.345	476,43
GERMANY, FED. REP. OF	59.763	27.545	-53,91	7.854.700	1.793.092	-77,17
BELGIUM	186	170	-8,60	7.075	5.157	-27,11
SWITZERLAND	315	157	-50,16	6.340	20.817	228,34
DENMARK	1.678	905	-46,07	171.791	154.127	-10,28
NORWAY	3.280	5.177	57,84	609.630	918.642	50,69
SWEDEN	2	0	-100,00	10	0	-100,00
FINLAND	28	0	-100,00	11.208	0	-100,00
ITALY	1.837	760	-58,63	44.546	15.894	-64,32
SPAIN	2.251	3.272	45,36	153.012	196.739	28,58
PORTUGAL	2.905	0	-100,00	34.858	0	-100,00
GREECE	620	57	-90,81	158	868	449,37
ROMANIA	5	57	1.040,00	1.989	20	-98,99
BULGARIA	118	317	168,64	5.097	12.292	141,16
YUGOSLAVIA	17	26	52,94	5.476	9.515	73,76
SLOVAKIA	418	211	-49,52	8.785	3.740	-57,43
SLOVENIA	45	274	508,89	998	4.370	337,88
CZECH REPUBLIC	1.166	287	-75,39	42.793	13.987	-67,31
-ALAT UKUR	387.066	376.693	-2,68	6.927.665	6.224.375	-10,15
JAPAN	168	574	241,67	23.430	187.041	698,30
HONG KONG	1.420	1	-99,93	165.897	54	-99,97
KOREA, REPUBLIC OF	0	2	--	0	6	--
TAIWAN	41	1.241	2.926,83	140	2.994	2.038,57
CHINA	113.295	1.070	-99,06	438.713	31.258	-92,88
PAPUA NEW GUINEA	1.539	0	-100,00	4.759	0	-100,00
THAILAND	43	694	1.513,95	3.265	51.111	1.465,42
SINGAPORE	181.155	99.257	-45,21	4.721.082	1.372.821	-70,92
MALAYSIA	32.426	70.054	116,04	131.294	559.924	326,47
BRUNEI DARUSSALAM	14	81.798	584.171,43	2.290	1.482.012	64.616,68
VIET NAM	4.000	4.251	6,28	113.762	208.582	83,35
INDIA	0	64.833	--	0	760.067	--
PAKISTAN	0	190	--	0	18.100	--
IRAN (ISLAMIC REPUBLIC OF)	0	8	--	0	1.200	--
SAUDI ARABIA	0	816	--	0	157.972	--
KUWAIT	0	3.626	--	0	31.921	--

TABEL 5. PERKEMBANGAN EKSPOR INDONESIA MENURUT KOMODITI DAN NEGARA TUJUAN

JENIS BARANG	BERAT BERSIH (KG)		PERUB	NILAI FOB (US \$)		PERUB
	JAN-MEI 2007	JAN-MEI 2008	%	JAN-MEI 2007	JAN-MEI 2008	%
	(1)	(2)	(3)	(4)	(5)	(6)
YEMEN	7.399	3.045	-58,85	8.596	27.750	222,82
OMAN	0	90	--	0	7.454	--
SYRIA ARAB REPUBLIC	0	176	--	0	28.430	--
UNITED ARAB EMIRATES	1.711	3.312	93,57	54.309	69.624	28,20
QATAR	1.175	44	-96,26	349.001	3.260	-99,07
EGYPT	90	0	-100,00	28.647	0	-100,00
SUDAN	250	1.420	468,00	1.358	80.299	5.813,03
KENYA	0	59	--	0	2.068	--
CONGO	102	0	-100,00	500	0	-100,00
AUSTRALIA	860	17.428	1.926,51	18.945	478.941	2.428,06
NEW ZEALAND	3	305	10.066,67	401	21.201	5.187,03
UNITED STATES	7.642	5.004	-34,52	156.541	313.024	99,96
CANADA	900	24	-97,33	22.000	20.353	-7,49
VENEZUELA	0	7	--	0	140	--
COLOMBIA	2.999	0	-100,00	6.482	0	-100,00
UNITED KINGDOM	16.353	3.838	-76,53	222.143	138.716	-37,56
NETHERLANDS	4	56	1.300,00	12.071	500	-95,86
FRANCE	69	250	262,32	527	16.311	2.995,07
GERMANY, FED. REP. OF	5.134	4.028	-21,54	45.565	39.035	-14,33
BELGIUM	4.200	284	-93,24	12.084	11.340	-6,16
SWITZERLAND	1.266	8.908	603,63	5.947	100.866	1.596,08
NORWAY	760	0	-100,00	98.667	0	-100,00
DEMOCRATIC REPUBLIC OF THE CC	450	0	-100,00	18.960	0	-100,00
ROMANIA	255	0	-100,00	9.917	0	-100,00
RUSSIA FEDERATION	1.343	0	-100,00	250.372	0	-100,00
-LONCENG, ARLOJI DAN BAGIANNY	2.317.463	3.535.901	52,58	36.637.931	67.545.890	84,36
JAPAN	101.799	106.538	4,66	2.341.132	2.120.491	-9,42
HONG KONG	110.707	220.364	99,05	2.457.223	3.530.812	43,69
KOREA, REPUBLIC OF	12.853	27.124	111,03	107.122	171.555	60,15
TAIWAN	331.397	396.360	19,60	1.417.816	1.738.131	22,59
CHINA	17.655	38.407	117,54	198.224	344.700	73,89
MACAU	6.301	5.709	-9,40	83.499	58.872	-29,49
PAPUA NEW GUINEA	3.761	1.358	-63,89	12.102	18.620	53,86
THAILAND	16.514	74.704	352,37	593.671	1.678.412	182,72
SINGAPORE	186.099	299.236	60,79	8.206.545	7.284.788	-11,23
PHILIPPINES	87.886	97.071	10,45	1.421.702	2.908.150	104,55
MALAYSIA	48.599	89.738	84,65	1.538.682	1.864.931	21,20
MYANMAR (FORM. BURMA)	1.436	1	-99,93	5.962	1	-99,98
VIET NAM	148.502	166.780	12,31	2.565.027	2.795.615	8,99
MALDIVES	0	9.537	--	0	62.520	--
INDIA	379.335	506.284	33,47	3.036.876	4.292.473	41,35
PAKISTAN	1	735	73.400,00	217	9.249	4.162,21
SRI LANKA	4.873	11.234	130,54	62.609	37.644	-39,87
SAUDI ARABIA	222	2.244	910,81	184	40.651	21.992,93
ISRAEL	0	4	--	0	625	--
KUWAIT	192	0	-100,00	5.071	0	-100,00
LEBANON	0	1.621	--	0	25.537	--
YEMEN	525	282	-46,29	3.150	335	-89,37
OMAN	19.596	4.917	-74,91	61.116	71.159	16,43
TURKEY	0	1	--	0	13	--
UNITED ARAB EMIRATES	4.277	3.307	-22,68	254.844	60.484	-76,27
QATAR	0	244	--	0	918	--
BAHRAIN	297	15.030	4.960,61	1.350	37.179	2.654,00
EGYPT	0	59	--	0	3.560	--
MOROCCO	63.486	74.273	16,99	480.698	714.704	48,68
TUNISIA	45	219	386,67	1.242	5.484	341,55
SUDAN	0	6.176	--	0	85.832	--
MADAGASCAR	5	0	-100,00	78	0	-100,00
KENYA	47	0	-100,00	883	0	-100,00
REUNION	416	0	-100,00	497	0	-100,00
MOZAMBIQUE	0	15.023	--	0	132.658	--
GUINEA	8	0	-100,00	50	0	-100,00
ANGOLA	0	32.880	--	0	234.060	--
CONGO	182	28	-84,62	43	92	113,95
CAMEROON	4.350	43.500	900,00	38.318	417.898	990,60
NIGERIA	18.368	3.741	-79,63	128.883	33.104	-74,31
GABON	0	1.370	--	0	14.330	--
COTE D'IVOIRE	33.872	101.705	200,26	357.610	946.930	164,79
SENEGAL	55.162	48.561	-11,97	312.671	353.563	13,08
BENIN	7.250	0	-100,00	63.608	0	-100,00
BURKINA FASO	27.177	0	-100,00	330.117	0	-100,00
SOUTH AFRICA	23.428	25.505	8,87	278.185	237.089	-14,77
ZAMBIA	0	653	--	0	11.725	--
MAURITIUS	4	0	-100,00	19	0	-100,00
AUSTRALIA	126.908	71.104	-43,97	1.703.790	1.254.114	-26,39
NEW ZEALAND	13.810	5.901	-57,27	164.563	149.494	-9,16
FIJI	1	3.190	318.900,00	1	28.694	2.869.300,00

TABEL 5. PERKEMBANGAN EKSPOR INDONESIA MENURUT KOMODITI DAN NEGARA TUJUAN

JENIS BARANG	BERAT BERSIH (KG)		PERUB	NILAI FOB (US \$)		PERUB
	JAN-MEI 2007	JAN-MEI 2008	%	JAN-MEI 2007	JAN-MEI 2008	%
	(1)	(2)	(3)	(4)	(5)	(6)
EAST TIMOR	48	1.677	3.393,75	6.299	1.188	-81,14
UNITED STATES	142.328	145.656	2,34	2.454.136	3.492.560	42,31
CANADA	2.090	2.332	11,58	127.858	115.179	-9,92
MEXICO	6.784	8.036	18,46	161.348	145.016	-10,12
HONDURAS	0	5	--	0	2.594	--
CUBA	59	656	1.011,86	1.530	38.357	2.406,99
CHILE	19.175	12.434	-35,16	361.207	203.182	-43,75
VENEZUELA	20	7	-65,00	428	31	-92,76
ARGENTINA	0	1.950	--	0	44.625	--
BRAZIL	1.146	7.748	576,09	10.171	853.721	8.293,68
COLOMBIA	3.160	392	-87,59	39.837	10.169	-74,47
BOLIVIA	0	100	--	0	412	--
URUGUAY	0	2	--	0	10	--
HAITI	1.035	0	-100,00	13.166	0	-100,00
UNITED KINGDOM	86.029	23.242	-72,98	1.218.072	713.366	-41,43
NETHERLANDS	259	937	261,78	17.147	82.679	382,18
FRANCE	17.330	672.945	3.783,12	679.734	22.110.903	3.152,88
GERMANY, FED. REP. OF	71.816	55.229	-23,10	1.714.141	2.532.903	47,77
AUSTRIA	677	267	-60,56	38.839	14.475	-62,73
BELGIUM	1.265	0	-100,00	133	0	-100,00
SWITZERLAND	284	5.867	1.965,85	23.590	46.257	96,09
DENMARK	8	83	937,50	5.200	4.417	-15,06
NORWAY	0	303	--	0	3.067	--
SWEDEN	622	1.936	211,25	19.328	66.577	244,46
FINLAND	88	0	-100,00	2.747	0	-100,00
IRELAND	0	5.962	--	0	674.686	--
ITALY	536	777	44,96	8.484	7.892	-6,98
SPAIN	2.409	3.972	64,88	41.833	119.728	186,20
PORTUGAL	33.768	59.884	77,34	748.327	1.975.504	163,99
GREECE	0	146	--	0	784	--
DEMOCRATIC REPUBLIC OF THE CC	317	0	-100,00	2.800	0	-100,00
HUNGARY	499	2.795	460,12	11.171	250.279	2.140,44
POLAND	0	18	--	0	502	--
ROMANIA	464	234	-49,57	9.180	6.846	-25,42
MOLDOVA, REPUBLIC OF	30.453	1.520	-95,01	249.030	26.310	-89,44
ESTONIA	0	1	--	0	6	--
GEORGIA	29.725	1	-100,00	348.184	14	-100,00
SLOVAKIA	58	608	948,28	5.024	87.715	1.645,92
CZECH REPUBLIC	7.611	5.460	-28,26	82.563	136.690	65,56
RUSSIA FEDERATION	54	1	-98,15	1.044	50	-95,21
-COKLAT OLAHAN	52.826.773	59.631.257	12,88	113.149.888	163.214.804	44,25
JAPAN	533.143	358.987	-32,67	1.550.530	1.318.250	-14,98
HONG KONG	105.536	75.888	-28,09	214.395	204.211	12,04
KOREA, REPUBLIC OF	541.015	314.074	-41,95	1.084.893	704.858	-35,03
TAIWAN	58.822	72.163	22,68	129.587	146.050	12,70
CHINA	1.380.947	2.281.245	65,19	1.090.682	1.685.937	54,58
MONGOLIA	0	13.999	--	0	18.650	--
PAPUA NEW GUINEA	1.859	4.000	115,17	2.550	6.360	149,41
THAILAND	1.245.552	1.067.711	-14,28	2.006.141	2.128.393	6,09
SINGAPORE	978.124	600.489	-38,61	1.744.993	1.062.036	-39,14
PHILIPPINES	3.645.385	3.492.237	-4,20	2.795.836	3.212.132	14,89
MALAYSIA	5.334.182	3.993.566	-25,13	3.235.083	4.369.065	35,05
MYANMAR (FORM. BURMA)	7.000	5.000	-28,57	7.531	6.390	-15,15
CAMBODIA	48	0	-100,00	295	0	-100,00
BRUNEI DARUSSALAM	63.800	66.431	4,12	147.370	207.143	40,56
VIET NAM	41.507	132.255	218,63	47.427	121.490	156,16
MALDIVES	11.121	14.023	26,09	23.599	41.722	76,80
INDIA	410.343	598.705	45,90	415.665	810.813	95,06
PAKISTAN	320.260	294.543	-8,03	256.357	286.443	11,74
BANGLADESH	27.660	42.111	52,25	60.343	109.901	82,13
SRI LANKA	134.796	112.000	-16,91	123.631	86.574	-29,97
IRAN (ISLAMIC REPUBLIC OF)	32.751	338.999	935,08	42.505	286.525	574,10
SAUDI ARABIA	45.092	86.206	91,18	96.750	157.864	63,17
KUWAIT	75.031	99.362	32,43	116.911	233.224	99,49
JORDAN	186	3.799	1.942,47	577	12.435	2.055,11
YEMEN	42.562	109.703	157,75	61.250	202.769	231,05
OMAN	7.381	25.045	239,32	15.406	50.640	228,70
TURKEY	450.999	242.999	-46,12	333.769	211.260	-36,70
UNITED ARAB EMIRATES	1.162.932	1.411.177	21,35	3.995.283	5.751.634	43,96
QATAR	189	266	40,74	798	1.280	60,40
BAHRAIN	89.312	56.856	-36,34	201.277	143.330	-28,79
EGYPT	161.200	224.599	39,33	528.722	725.003	37,12
SUDAN	194	140	-27,84	896	640	-28,57
NAMIBIA	0	3.823	--	0	8.405	--
MADAGASCAR	51.949	0	-100,00	48.498	0	-100,00
KENYA	142.967	145.064	1,47	334.704	207.394	-38,04
GHANA	22.143	45.630	106,07	14.883	70.980	376,92

TABEL 5. PERKEMBANGAN EKSPOR INDONESIA MENURUT KOMODITI DAN NEGARA TUJUAN

JENIS BARANG	BERAT BERSIH (KG)		PERUB	NILAI FOB (US \$)		PERUB
	JAN-MEI 2007	JAN-MEI 2008	%	JAN-MEI 2007	JAN-MEI 2008	%
	(1)	(2)	(3)	(4)	(5)	(6)
GUINEA	0	24.367	--	0	58.800	--
ANGOLA	0	43.177	--	0	57.199	--
CAMEROON	15.210	20.830	36,95	22.815	35.198	54,28
NIGERIA	0	4.693	--	0	2.894	--
SIERRA LEONE	14.000	2.459	-82,44	10.640	7.700	-27,63
MAURITANIA	15.210	15.210	0,00	22.604	24.083	6,54
MALI	0	13.156	--	0	35.115	--
BENIN	1.044	2.250	115,52	750	1.665	122,00
GAMBIA	354	0	-100,00	663	0	-100,00
SEYCHELLES	3.853	0	-100,00	15.409	0	-100,00
SOUTH AFRICA	1.289.858	704.748	-45,36	2.770.700	868.389	-68,66
MAURITIUS	121.157	124.653	2,89	230.603	271.823	17,87
AUSTRALIA	3.902.904	3.720.918	-4,66	12.724.843	15.949.732	25,34
NEW ZEALAND	440.472	524.997	19,19	987.404	1.444.910	46,33
VANUATU	4.643	448	-90,35	14.119	678	-95,20
AMERICAN SAMOA	0	9.954	--	0	11.777	--
FIJI	20.540	42.111	105,02	54.736	90.421	65,19
KIRIBATI	0	43	--	0	94	--
SAMOA	0	7.265	--	0	14.824	--
SOLOMON ISLANDS	4.097	6.595	60,97	7.717	13.894	80,04
TONGA	4.113	12.376	200,90	9.986	24.101	141,35
EAST TIMOR	0	13.385	--	0	24.510	--
UNITED STATES	9.636.069	11.888.784	23,38	32.931.978	54.881.921	66,65
CANADA	200.000	0	-100,00	800.000	0	-100,00
MEXICO	715.000	677.000	-5,31	457.590	600.899	31,32
CHILE	142.000	325.000	128,87	91.770	251.500	174,05
VENEZUELA	12.800	0	-100,00	7.040	0	-100,00
ARGENTINA	481.039	157.123	-67,34	261.314	126.648	-51,53
BRAZIL	1.750.520	1.510.542	-13,71	975.966	862.117	-11,67
COLOMBIA	100.000	780.000	680,00	50.220	381.400	659,46
URUGUAY	459.999	192.000	-58,26	187.800	121.020	-35,56
ECUADOR	0	140.000	--	0	76.500	--
PERU	80.000	0	-100,00	40.000	0	-100,00
COSTA RICA	0	20.000	--	0	9.000	--
UNITED KINGDOM	417.739	109.397	-73,81	826.784	72.327	-91,25
NETHERLANDS	2.920.305	3.420.360	17,12	11.168.616	15.552.591	39,25
FRANCE	3.650.300	5.630.812	54,26	15.091.072	30.254.097	100,48
GERMANY, FED. REP. OF	1.260.000	1.158.656	-8,04	2.789.070	3.220.610	15,47
BELGIUM	2.691.200	1.400.600	-47,96	7.610.567	3.922.466	-48,46
SWITZERLAND	1.725	23.629	1.269,80	45.663	212.893	366,23
DENMARK	100	0	-100,00	100	0	-100,00
ITALY	95	720	657,89	3	2.736	91.100,00
SPAIN	4.833.390	8.107.549	67,74	1.893.852	4.234.574	123,60
PORTUGAL	2.668	1.866	-30,06	4.000	3.900	-2,50
GREECE	63.000	52.265	-17,04	27.090	38.265	41,25
HUNGARY	42.807	44.500	3,95	47.338	30.560	-35,44
POLAND	17.000	0	-100,00	11.220	0	-100,00
BULGARIA	16.000	0	-100,00	9.600	0	-100,00
ARMENIA	35	0	-100,00	178	0	-100,00
UKRAINE	83.499	33.500	-59,88	50.315	21.726	-56,82
UZBEKISTAN	0	25.000	--	0	21.250	--
LITHUANIA	70.000	225.000	221,43	53.620	194.000	261,81
LATVIA	14.000	0	-100,00	10.780	0	-100,00
ESTONIA	0	1.236.000	--	0	2.537.738	--
GEORGIA	0	1.876	--	0	3.000	--
CROATIA	42.000	67.499	60,71	25.130	57.170	127,50
RUSSIA FEDERATION	160.040	774.849	384,16	79.086	1.960.288	2.378,68
-GULA TETES	98.066.837	286.212.698	191,85	6.733.756	17.584.270	161,14
JAPAN	0	7.048.157	--	0	422.889	--
HONG KONG	28	129.600	462.757,14	252	68.580	27.114,29
KOREA, REPUBLIC OF	59.102.161	36.158.066	-38,82	3.561.503	2.155.482	-39,48
TAIWAN	22.553.376	96.760.033	329,03	1.876.595	5.438.469	189,81
PAPUA NEW GUINEA	3.084	9.989	223,90	7.070	18.486	161,47
SINGAPORE	12.473	9.328	-25,21	14.703	39.311	167,37
MALAYSIA	83.578	36.964	-55,77	22.105	33.531	51,69
BRUNEI DARUSSALAM	241	0	-100,00	1.340	0	-100,00
VIET NAM	13.660.465	109.839.915	704,07	1.061.610	6.873.248	547,44
UNITED ARAB EMIRATES	0	10	--	0	13	--
AUSTRALIA	1.406	0	-100,00	2.398	0	-100,00
VANUATU	0	3.618	--	0	4.565	--
UNITED STATES	25	428	1.612,00	150	1.155	670,00
SPAIN	2.650.000	36.216.590	1.266,66	186.030	2.528.541	1.259,21
-KERUPUK UDANG	2.740.649	3.409.358	24,40	4.731.986	5.563.700	17,58
JAPAN	63.418	94.636	49,23	109.585	160.551	46,51
HONG KONG	75.909	72.184	-4,91	492.228	135.686	-72,43
KOREA, REPUBLIC OF	181.721	391.634	115,51	262.220	581.391	121,72

TABEL 5. PERKEMBANGAN EKSPOR INDONESIA MENURUT KOMODITI DAN NEGARA TUJUAN

JENIS BARANG	BERAT BERSIH (KG)		PERUB	NILAI FOB (US \$)		PERUB
	JAN-MEI 2007	JAN-MEI 2008	%	JAN-MEI 2007	JAN-MEI 2008	%
	(1)	(2)	(3)	(4)	(5)	(6)
TAIWAN	52.298	7.309	-86,02	22.033	7.317	-66,79
CHINA	0	2.400	--	0	2.880	--
SINGAPORE	43.531	87.600	101,24	71.954	140.756	95,62
MALAYSIA	81.270	155.602	91,46	57.289	87.740	53,15
BRUNEI DARUSSALAM	0	70	--	0	53	--
SAUDI ARABIA	73.220	109.760	49,90	86.619	117.490	35,64
UNITED ARAB EMIRATES	24.947	22.725	-8,91	29.517	27.944	-5,33
AUSTRALIA	85.536	57.461	-32,82	161.664	97.466	-39,71
NEW ZEALAND	40.217	572	-98,58	59.649	2.158	-96,38
UNITED STATES	63.228	103.496	63,69	170.784	188.857	10,58
CANADA	1.595	4.000	150,78	4.134	7.720	86,74
UNITED KINGDOM	276.545	398.563	44,12	414.278	537.996	29,86
NETHERLANDS	1.487.173	1.688.685	13,55	2.494.398	3.014.543	20,85
FRANCE	105.856	157.811	49,08	207.305	387.615	86,98
BELGIUM	59.065	42.250	-28,47	52.366	44.947	-14,17
SPAIN	11.520	12.600	9,38	21.311	20.590	-3,38
ROMANIA	13.600	0	-100,00	14.652	0	-100,00
-BUAH/SAYURAN OLAHAN	167.694.872	209.016.660	24,64	103.467.151	164.813.217	59,29
JAPAN	6.177.417	6.984.244	13,06	5.632.116	6.985.249	24,03
HONG KONG	1.338.502	484.124	-63,83	1.613.285	669.213	-58,52
KOREA, REPUBLIC OF	2.940.745	3.266.204	11,07	1.710.508	3.537.144	106,79
TAIWAN	4.574.411	3.262.866	-28,67	1.680.605	1.927.718	14,70
CHINA	4.695.428	2.328.331	-50,41	981.029	800.696	-18,38
THAILAND	31.027	113.964	267,31	37.536	197.891	427,20
SINGAPORE	37.638.367	24.511.034	-34,88	24.209.106	21.243.557	-12,25
PHILIPPINES	6.658.281	119.735	-98,20	2.351.521	225.967	-90,39
MALAYSIA	31.329.649	23.927.574	-23,63	5.117.300	4.303.871	-15,90
CAMBODIA	11	0	-100,00	20	0	-100,00
BRUNEI DARUSSALAM	78.769	120.666	53,19	136.663	155.191	13,56
NEPAL	97.628	0	-100,00	157.183	0	-100,00
VIET NAM	5.379.492	5.660.336	5,22	3.781.459	5.039.883	33,28
MALDIVES	22.931	14.442	-37,02	29.187	24.881	-14,75
INDIA	22.721.945	16.148.959	-28,93	15.104.814	13.257.632	-12,23
PAKISTAN	617.038	1.351.485	119,03	456.830	817.965	79,05
SRI LANKA	73.948	36.199	-51,05	50.862	45.348	-10,84
IRAN (ISLAMIC REPUBLIC OF)	113.726	234.705	106,38	44.422	240.450	441,29
SAUDI ARABIA	257.875	1.056.770	309,80	278.508	1.113.793	299,91
ISRAEL	0	887.663	--	0	971.178	--
KUWAIT	130.620	23.150	-82,28	86.657	30.327	-65,00
JORDAN	171.189	222.026	29,70	247.521	478.256	93,22
LEBANON	195.448	169.548	-13,25	737.795	721.187	-2,25
YEMEN	700	21.499	2.971,29	10.848	22.870	110,82
SYRIA ARAB REPUBLIC	121.634	145.576	19,68	351.105	763.243	117,38
TURKEY	312.725	351.120	12,28	216.766	386.403	78,26
UNITED ARAB EMIRATES	903.463	1.140.542	26,24	699.110	1.427.914	104,25
QATAR	25.158	668	-97,34	14.592	793	-94,57
BAHRAIN	72.660	48.222	-33,63	44.301	66.095	49,20
CYPRUS	12.500	0	-100,00	9.375	0	-100,00
EGYPT	837.982	356.900	-57,41	448.788	245.168	-45,37
LIBYAN ARAB JAMAHIRIYA	0	35.640	--	0	17.742	--
MOROCCO	112.500	0	-100,00	76.063	0	-100,00
TUNISIA	0	26.000	--	0	5.000	--
ALGERIA	82.130	50.000	-39,12	57.040	71.250	24,91
SUDAN	0	37.006	--	0	45.809	--
KENYA	12.500	0	-100,00	2.500	0	-100,00
ANGOLA	0	12.500	--	0	13.125	--
NIGERIA	0	12.500	--	0	13.750	--
UGANDA	0	264	--	0	770	--
SOUTH AFRICA	437.934	1.603.198	266,08	261.051	1.444.667	453,40
MAURITIUS	51.390	50.000	-2,70	40.070	58.750	46,62
AUSTRALIA	463.665	849.296	83,17	373.814	1.373.975	267,56
NEW ZEALAND	186.100	93.483	-49,77	169.387	116.387	-31,29
MICRONESIA, FEDERATED STATES	0	80	--	0	131	--
NEW CALEDONIA	11.488	15.000	30,57	10.160	18.000	77,17
VANUATU	868	1.933	122,70	2.542	2.244	-11,72
AMERICAN SAMOA	0	1.015	--	0	3.016	--
FIJI	1.333	2.089	56,71	2.317	3.221	39,02
KIRIBATI	0	817	--	0	1.760	--
SAMOA	0	2.271	--	0	5.206	--
SOLOMON ISLANDS	0	38.406	--	0	40.715	--
TONGA	0	641	--	0	1.248	--
EAST TIMOR	0	57.024	--	0	32.481	--
UNITED STATES	15.203.550	34.593.578	127,54	19.298.894	35.924.317	86,15
CANADA	158.150	169.218	7,00	524.665	558.634	6,47
MEXICO	143.185	434.801	203,66	162.040	301.915	86,32
PANAMA	0	33.671	--	0	36.883	--
CHILE	607.365	1.713.865	182,18	342.867	1.250.331	264,67

TABEL 5. PERKEMBANGAN EKSPOR INDONESIA MENURUT KOMODITI DAN NEGARA TUJUAN

JENIS BARANG	BERAT BERSIH (KG)		PERUB	NILAI FOB (US \$)		PERUB
	JAN-MEI 2007	JAN-MEI 2008	%	JAN-MEI 2007	JAN-MEI 2008	%
	(1)	(2)	(3)	(4)	(5)	(6)
ARGENTINA	2.119.260	8.000.204	277,50	1.421.217	5.634.209	296,44
BRAZIL	451.500	230.100	-49,04	376.107	239.235	-36,39
URUGUAY	455.000	155.787	-65,76	273.895	135.704	-50,45
PARAGUAY	87.500	100.000	14,29	33.438	114.375	242,05
PERU	179.500	214.448	19,47	54.356	152.150	179,91
JAMAICA	0	72.500	--	0	75.000	--
PUERTO RICO	0	149.328	--	0	137.406	--
COSTA RICA	0	92.540	--	0	96.696	--
FRENCH POLYNESIA	30.000	0	-100,00	25.080	0	-100,00
UNITED KINGDOM	710.643	2.694.803	279,21	618.868	1.887.310	204,96
NETHERLANDS	1.895.339	11.574.914	510,70	1.619.253	6.285.979	288,20
FRANCE	698.517	2.368.723	239,11	580.533	2.047.230	252,65
GERMANY, FED. REP. OF	5.274.691	16.943.453	221,22	3.679.248	9.736.526	164,63
AUSTRIA	525.807	2.320.898	341,40	292.292	1.701.832	482,24
BELGIUM	498.233	3.205.588	543,39	431.663	2.963.548	586,54
SWITZERLAND	0	24.249	--	0	11.598	--
DENMARK	163.602	431.621	163,82	75.072	389.339	418,62
NORWAY	44.970	451.716	904,48	36.570	586.798	1.504,59
SWEDEN	255.328	675.106	164,41	182.937	498.926	172,73
FINLAND	512.291	2.997.253	485,07	249.527	2.405.088	863,86
IRELAND	73.000	12.500	-82,88	30.055	11.875	-60,49
ITALY	677.866	3.470.651	412,00	434.974	2.927.037	572,92
SPAIN	1.864.445	14.456.307	675,37	1.513.900	15.072.753	895,62
PORTUGAL	138.050	354.680	156,92	103.581	488.649	371,76
GREECE	257.120	953.094	270,68	99.333	724.733	629,60
HUNGARY	87.425	0	-100,00	52.079	0	-100,00
POLAND	1.454.750	453.867	-68,80	1.030.563	475.944	-53,82
ROMANIA	0	571.883	--	0	399.469	--
BULGARIA	25.000	0	-100,00	5.000	0	-100,00
YUGOSLAVIA	35.202	130.046	269,43	16.650	79.250	375,98
ARMENIA	12.500	0	-100,00	10.125	0	-100,00
BELARUS	0	92.040	--	0	68.640	--
KAZAKHSTAN	142.000	25.000	-82,39	113.225	28.000	-75,27
UKRAINE	290.029	1.003.521	246,01	154.742	783.825	406,54
UZBEKISTAN	12.500	0	-100,00	7.625	0	-100,00
LITHUANIA	71.876	68.155	-5,18	48.313	70.232	45,37
LATVIA	301.850	0	-100,00	197.383	0	-100,00
ESTONIA	0	128.720	--	0	46.305	--
GEORGIA	13.850	126.000	809,75	3.461	78.750	2.175,35
CROATIA	45.000	21.455	-52,32	31.725	22.934	-27,71
BOSNIA AND HERZEGOVINA	33.000	22.500	-31,82	17.200	24.750	43,90
SLOVAKIA	25.000	0	-100,00	20.000	0	-100,00
SLOVENIA	284.547	162.144	-43,02	190.722	108.160	-43,29
CZECH REPUBLIC	42.622	24.494	-42,53	22.226	35.884	61,45
RUSSIA FEDERATION	2.901.632	1.413.524	-51,29	1.850.991	1.225.868	-33,77
-MINUMAN OLAHAN	29.502.026	37.037.787	25,54	16.188.343	26.412.363	63,16
JAPAN	10.968.690	8.103.097	-26,13	5.208.757	3.807.167	-26,91
HONG KONG	582.482	1.370.163	135,23	880.936	1.433.792	62,76
KOREA, REPUBLIC OF	23.967	25.545	6,58	35.664	39.212	9,95
TAIWAN	489.187	914.387	86,92	361.977	727.335	100,93
CHINA	1.511	56.117	3.613,90	963	44.689	4.540,60
MONGOLIA	16.981	15.866	-6,57	9.774	9.342	-4,42
PAPUA NEW GUINEA	209.166	209.697	0,25	1.598.346	2.259.098	41,34
THAILAND	791.367	1.434.520	81,27	473.099	940.368	98,77
SINGAPORE	9.475.191	11.175.504	17,94	3.282.831	5.095.544	55,22
PHILIPPINES	793.245	1.064.569	34,20	466.509	681.551	46,10
MALAYSIA	910.321	2.259.398	148,20	950.980	3.983.633	318,90
CAMBODIA	0	194.872	--	0	263.795	--
BRUNEI DARUSSALAM	554.242	787.776	42,14	315.714	686.678	117,50
VIET NAM	670.573	1.038.609	54,88	507.794	1.746.622	243,96
MALDIVES	173.442	151.767	-12,50	128.207	131.972	2,94
INDIA	17.932	0	-100,00	11.250	0	-100,00
BANGLADESH	1.801	6.570	264,80	910	3.589	294,40
SRI LANKA	0	37.600	--	0	32.953	--
SAUDI ARABIA	106.631	256.817	140,85	56.527	75.654	33,84
JORDAN	0	22.162	--	0	58.567	--
LEBANON	24.588	0	-100,00	78.790	0	-100,00
YEMEN	0	14.780	--	0	3.695	--
OMAN	420.339	91.378	-78,26	275.140	59.813	-78,26
UNITED ARAB EMIRATES	550.007	2.133.437	287,89	539.358	1.767.850	227,77
QATAR	20.324	28.208	38,79	13.911	136.253	879,46
BAHRAIN	18.276	0	-100,00	11.963	0	-100,00
EGYPT	0	117.085	--	0	53.577	--
LIBYAN ARAB JAMAHIRIYA	2.460	16.735	580,28	42.218	90.448	114,24
TOGO	12	35.864	298.766,67	12	27.000	224.900,00
GHANA	17.664	0	-100,00	13.455	0	-100,00
SIERRA LEONE	17.664	17.664	0,00	13.455	13.800	2,56

TABEL 5. PERKEMBANGAN EKSPOR INDONESIA MENURUT KOMODITI DAN NEGARA TUJUAN

JENIS BARANG	BERAT BERSIH (KG)		PERUB	NILAI FOB (US \$)		PERUB
	JAN-MEI 2007	JAN-MEI 2008	%	JAN-MEI 2007	JAN-MEI 2008	%
	(1)	(2)	(3)	(4)	(5)	(6)
COTE D'IVOIRE	0	5.570	--	0	3.220	--
SENEGAL	14.410	0	-100,00	7.281	0	-100,00
BENIN	51.987	62.907	21,01	35.908	47.330	31,81
GAMBIA	1.611	1.796	11,48	3.014	3.403	12,91
UGANDA	419	68	-83,77	255	215	-15,69
SOUTH AFRICA	17.932	35.866	100,01	9.563	27.004	182,38
COMOROS	4.544	0	-100,00	800	0	-100,00
MAURITIUS	0	110	--	0	709	--
AUSTRALIA	1.801.002	776.636	-56,88	287.684	921.490	220,31
NEW ZEALAND	3.433	2.468	-28,11	12.875	7.071	-45,08
MICRONESIA, FEDERATED STATES	5.127	0	-100,00	10.767	0	-100,00
GUAM	9.692	9.568	-1,28	9.540	10.800	13,21
NORTHERN MARIANA ISLANDS	163	0	-100,00	360	0	-100,00
VANUATU	139.272	95.230	-31,62	46.714	19.083	-59,15
AMERICAN SAMOA	77.723	50.002	-35,67	10.946	17.243	57,53
FIJI	27.146	357	-98,68	8.951	500	-94,41
MARSHALL ISLANDS	0	17.957	--	0	2.085	--
SAMOA	0	3.041	--	0	4.235	--
SOLOMON ISLANDS	251.587	185.922	-26,10	61.696	36.820	-40,32
TONGA	898	82.118	9.044,54	3.802	53.609	1.310,02
EAST TIMOR	6.603	3.685.487	55.715,34	1.860	621.395	33.308,33
UNITED STATES	66.434	74.802	12,60	95.644	26.006	-72,81
CANADA	19.709	3.065	-84,45	37.050	9.695	-73,83
SURINAME	18.127	0	-100,00	8.980	0	-100,00
DOMINICAN REPUBLIC	9.550	0	-100,00	10.200	0	-100,00
CAPE VERDE	15.293	0	-100,00	8.424	0	-100,00
DOMINICA	2.171	0	-100,00	2.194	0	-100,00
UNITED KINGDOM	9.632	9.564	-0,71	9.123	10.020	9,83
NETHERLANDS	62.101	182.421	193,75	70.956	348.151	390,66
GERMANY, FED. REP. OF	512	1.116	117,97	620	34.754	5.505,48
NORWAY	0	11.520	--	0	11.952	--
SWEDEN	0	579	--	0	92	--
IRELAND	93	175	88,17	65	91	40,00
ITALY	26	0	-100,00	5	0	-100,00
SPAIN	20.766	0	-100,00	111.426	0	-100,00
PORTUGAL	0	159.255	--	0	21.393	--
GREECE	6.000	0	-100,00	43.100	0	-100,00
-ROKOK DAN TEMBAKAU OLAHAN	32.446.126	35.773.061	10,25	158.497.290	175.654.651	10,83
JAPAN	146.834	82.008	-44,15	2.090.592	945.310	-54,78
HONG KONG	9.386	6.182	-34,14	132.696	31.959	-75,92
KOREA, DEMOCRATIC PEOPLE'S RE	48	0	-100,00	246	0	-100,00
KOREA, REPUBLIC OF	5.217	1.628	-68,79	28.591	13.421	-53,06
TAIWAN	8.392	5.465	-34,88	48.302	39.001	-19,26
CHINA	1.349	29.348	2.075,54	7.110	226.264	3.082,33
MACAU	37.872	47.000	24,10	165.648	211.910	27,93
THAILAND	2.702.799	3.480.660	28,78	9.863.022	14.239.860	44,38
SINGAPORE	2.324.459	4.604.114	98,07	28.597.757	40.674.289	42,23
PHILIPPINES	839.625	343.902	-59,04	3.380.880	2.169.751	-35,82
MALAYSIA	4.637.922	4.088.155	-11,85	27.915.195	29.553.577	5,87
CAMBODIA	10.220.065	11.768.812	15,15	37.199.700	47.550.180	27,82
BRUNEI DARUSSALAM	14.827	45.392	206,14	114.057	416.515	265,18
LAO PEOPLE'S DEMOCRATIC REPU	77	31	-59,74	290	132	-54,48
VIET NAM	1.291.051	806.197	-37,55	6.881.521	6.053.463	-12,03
INDIA	0	2.730	--	0	2.730	--
PAKISTAN	173.659	715	-99,59	711.719	3.386	-99,52
SRI LANKA	44.038	10	-99,98	735.047	209	-99,97
IRAN (ISLAMIC REPUBLIC OF)	0	11.034	--	0	119.127	--
SAUDI ARABIA	28.442	62.683	120,39	397.997	731.248	83,73
JORDAN	273.796	145	-99,95	1.037.835	1.047	-99,90
LEBANON	38.304	12.601	-67,10	143.640	49.740	-65,37
TURKEY	1.119.901	728.580	-34,94	4.356.940	2.927.100	-32,82
UNITED ARAB EMIRATES	115.103	340.753	196,04	841.325	1.282.602	52,45
QATAR	1.742	2.576	47,88	17.704	24.277	37,13
BAHRAIN	0	946	--	0	18.852	--
CYPRUS	68	2.111	3.004,41	1.540	38.640	2.409,09
EGYPT	127.928	248.000	93,86	186.962	419.300	124,27
TUNISIA	52.115	19.805	-62,00	85.570	41.789	-51,16
NIGERIA	0	11	--	0	60	--
SOUTH AFRICA	40.319	325	-99,19	32.291	3.825	-88,15
AUSTRALIA	1.601.726	456.262	-71,51	5.312.090	1.939.441	-63,49
EAST TIMOR	0	99.716	--	0	1.240.669	--
UNITED STATES	1.593.825	2.755.773	72,90	5.571.245	7.529.389	35,15
CANADA	35.946	635	-98,23	166.950	11.390	-93,18
MEXICO	0	89	--	0	487	--
HONDURAS	18.060	0	-100,00	37.581	0	-100,00
NICARAGUA	72.202	18.021	-75,04	187.066	57.561	-69,23
PANAMA	0	7.175	--	0	24.600	--

TABEL 5. PERKEMBANGAN EKSPOR INDONESIA MENURUT KOMODITI DAN NEGARA TUJUAN

JENIS BARANG	BERAT BERSIH (KG)		PERUB	NILAI FOB (US \$)		PERUB
	JAN-MEI 2007	JAN-MEI 2008	%	JAN-MEI 2007	JAN-MEI 2008	%
	(1)	(2)	(3)	(4)	(5)	(6)
SURINAME	239	0	-100,00	1.008	0	-100,00
BRAZIL	90.667	49.048	-45,90	468.866	294.421	-37,21
COLOMBIA	0	960	--	0	14.573	--
BOLIVIA	5.010	4.513	-9,92	56.400	47.585	-15,63
PARAGUAY	74.094	249.518	236,76	1.080.140	1.414.757	30,98
PERU	0	746	--	0	5.850	--
PUERTO RICO	323.984	180.000	-44,44	464.371	188.136	-59,49
DOMINICAN REPUBLIC	176.008	0	-100,00	2.917.916	0	-100,00
ARUBA	0	143	--	0	605	--
NETHERLANDS ANTILLES	0	96	--	0	403	--
NORFOLK ISLANDS	0	118.800	--	0	5.940	--
UNITED KINGDOM	252	36.219	14.272,62	3.632	103.115	2.739,07
NETHERLANDS	446.779	237.050	-46,94	2.815.359	2.007.358	-28,70
FRANCE	36.143	322.425	792,08	36.655	264.408	621,34
GERMANY, FED. REP. OF	1.147.135	436.013	-61,99	4.851.712	1.618.344	-66,64
AUSTRIA	495	2.612	427,68	7.875	25.090	218,60
BELGIUM	1.029.771	1.682.274	63,36	3.867.075	5.996.410	55,06
SWITZERLAND	31.640	40.693	28,61	53.172	58.868	10,71
DENMARK	65.939	263.561	299,70	1.025.351	1.570.419	53,16
NORWAY	118.928	59	-99,95	350.844	2.267	-99,35
SWEDEN	0	30.095	--	0	131.857	--
ITALY	8.000	731.671	9.045,89	29.200	2.076.414	7.011,01
SPAIN	142.014	37.712	-73,44	2.014.042	243.730	-87,90
PORTUGAL	43.200	0	-100,00	184.086	0	-100,00
HUNGARY	682	924	35,48	10.879	14.924	37,18
POLAND	210.564	20.000	-90,50	1.026.108	16.000	-98,44
ROMANIA	19.800	286	-98,56	98.208	4.680	-95,23
KAZAKHSTAN	19.800	0	-100,00	9.900	0	-100,00
UKRAINE	76.299	53.552	-29,81	62.900	58.371	-7,20
LITHUANIA	75	140.000	186.566,67	1.992	56.000	2.711,24
CZECH REPUBLIC	898	1.456	62,14	14.795	14.439	-2,41
RUSSIA FEDERATION	800.613	1.053.045	31,53	795.695	826.586	3,88
-DAGING TERNAK	1.529.208	1.924.915	25,88	5.837.357	7.994.699	36,96
JAPAN	2.823	32.436	1.048,99	18.049	82.646	357,90
HONG KONG	89.842	96.926	7,88	137.812	253.951	84,27
KOREA, REPUBLIC OF	13.373	20.892	56,23	83.891	115.024	37,11
TAIWAN	0	1.000	--	0	2.000	--
SINGAPORE	15.078	13.570	-10,00	33.093	24.934	-24,65
MALAYSIA	11.118	31.170	180,36	12.359	21.398	73,14
AUSTRALIA	0	10	--	0	14	--
UNITED STATES	5	0	-100,00	11	0	-100,00
CANADA	17.868	21.648	21,16	88.131	109.498	24,24
NETHERLANDS	337.275	396.168	17,46	1.323.435	1.708.838	29,12
FRANCE	308.668	253.291	-17,94	1.344.813	1.118.113	-16,86
BELGIUM	684.337	994.752	45,36	2.587.727	4.280.899	65,43
SWITZERLAND	34.671	23.688	-31,68	141.244	102.081	-27,73
SPAIN	14.150	31.624	123,49	66.792	134.971	102,08
CROATIA	0	7.740	--	0	40.332	--
-DAGING UNGGAS	28	80.000	285.614,29	16.400	85.500	421,34
VIET NAM	0	80.000	--	0	85.500	--
CANADA	28	0	-100,00	16.400	0	-100,00
-IKAN OLAHAN	70.125.089	78.369.893	11,76	229.532.489	301.742.210	31,46
JAPAN	15.578.005	12.559.293	-19,38	45.514.251	47.451.304	4,26
HONG KONG	790.074	790.703	0,08	4.076.664	4.731.984	16,07
KOREA, REPUBLIC OF	1.413.444	3.191.247	125,78	1.709.613	6.668.301	290,05
TAIWAN	1.089.425	1.801.607	65,37	1.378.091	2.772.556	101,19
CHINA	1.472.129	506.563	-65,59	1.231.414	336.891	-72,64
THAILAND	3.191.597	2.510.450	-21,34	1.083.522	1.896.677	75,05
SINGAPORE	3.804.873	3.461.540	-9,02	5.853.253	6.375.218	8,92
PHILIPPINES	37.200	60.599	62,90	68.270	94.766	38,81
MALAYSIA	2.380.464	2.805.577	17,86	2.374.268	5.924.126	149,51
CAMBODIA	12.943	43.898	239,16	4.175	13.086	213,44
BRUNEI DARUSSALAM	2.946	0	-100,00	2.600	0	-100,00
VIET NAM	340.132	537.440	58,01	669.438	1.702.470	154,31
MALDIVES	838	2.189	161,22	1.288	4.570	254,81
BANGLADESH	360.000	0	-100,00	122.670	0	-100,00
SRI LANKA	2.071.270	2.116.365	2,18	1.456.310	1.838.883	26,27
SAUDI ARABIA	1.604.053	1.568.119	-2,24	5.695.675	6.099.163	7,08
ISRAEL	0	129.554	--	0	297.746	--
KUWAIT	22.770	100	-99,56	34.155	1.330	-96,11
JORDAN	1.104.280	548.112	-50,36	3.007.910	1.819.686	-39,50
LEBANON	17.319	52.223	201,54	83.663	231.719	176,97
YEMEN	20.000	254.620	1.173,10	84.200	675.556	702,32
OMAN	42.984	50.000	16,32	52.830	48.000	-9,14
TURKEY	0	6.808	--	0	42.408	--

TABEL 5. PERKEMBANGAN EKSPOR INDONESIA MENURUT KOMODITI DAN NEGARA TUJUAN

JENIS BARANG	BERAT BERSIH (KG)		PERUB	NILAI FOB (US \$)		PERUB
	JAN-MEI 2007	JAN-MEI 2008	%	JAN-MEI 2007	JAN-MEI 2008	%
	(1)	(2)	(3)	(4)	(5)	(6)
UNITED ARAB EMIRATES	35.855	130.482	263,92	197.319	360.672	82,79
QATAR	1.000	0	-100,00	8.546	0	-100,00
CYPRUS	4.006	7.222	80,28	11.000	19.941	81,28
EGYPT	43.194	0	-100,00	95.118	0	-100,00
LIBYAN ARAB JAMAHIRIYA	1.666.954	1.217.550	-26,96	4.247.524	3.868.953	-8,91
MOROCCO	45.583	29.201	-35,94	60.500	49.394	-18,36
TUNISIA	0	59.783	--	0	184.132	--
ALGERIA	24.080	52.000	115,95	31.304	158.150	405,21
SUDAN	0	19.000	--	0	39.786	--
NAMIBIA	44.550	97.677	119,25	140.343	99.473	-29,12
TANZANIA, UNITED REPUBLIC OF	0	33.350	--	0	33.500	--
MADAGASCAR	15.500	31.000	100,00	14.000	49.800	255,71
REUNION	45.446	79.333	74,57	247.396	315.796	27,65
EQUATORIAL GUINEA	31.000	77.500	150,00	30.900	124.500	302,91
TOGO	46.500	124.810	168,41	48.160	190.160	294,85
GHANA	1.770.202	1.112.840	-37,13	1.775.593	1.312.439	-26,08
LIBERIA	46.989	67.000	42,59	42.651	118.400	177,60
ANGOLA	15.499	274.676	1.672,22	14.993	386.918	2.480,66
CONGO	119.940	49.000	-59,15	116.200	92.400	-20,48
CAMEROON	351.292	321.045	-8,61	365.180	491.590	34,62
NIGERIA	15.500	202.998	1.209,66	17.200	358.754	1.985,78
SIERRA LEONE	0	77.500	--	0	114.400	--
GABON	86.681	118.734	36,98	82.084	152.961	86,35
COTE D'IVOIRE	62.000	223.724	260,85	61.462	409.424	566,14
SENEGAL	16.450	15.042	-8,56	16.354	31.130	90,35
MAURITANIA	0	18.000	--	0	40.320	--
BENIN	31.000	434.000	1.300,00	28.000	454.960	1.524,86
SOUTH AFRICA	194.481	249.352	28,21	362.748	496.928	36,99
ZIMBABWE	0	31.000	--	0	49.200	--
COMOROS	0	18.000	--	0	43.200	--
MAURITIUS	120.664	87.700	-27,32	167.798	122.000	-27,29
AUSTRALIA	779.983	829.813	6,39	2.956.030	3.425.793	15,89
NEW ZEALAND	108.285	23.796	-78,02	308.592	95.683	-68,99
GUAM	26.000	0	-100,00	20.800	0	-100,00
FIJI	111.999	0	-100,00	115.191	0	-100,00
SAMOA	0	73.032	--	0	71.600	--
EAST TIMOR	20.000	332.791	1.563,96	71.263	385.650	441,16
UNITED STATES	20.494.628	26.206.075	27,87	114.695.318	154.056.671	34,32
CANADA	1.023.285	724.217	-29,23	3.873.678	3.283.465	-15,24
MEXICO	114.007	238.821	109,48	317.040	650.560	105,20
PANAMA	14.378	0	-100,00	67.375	0	-100,00
CHILE	10.713	0	-100,00	6.113	0	-100,00
BOLIVIA	17.396	0	-100,00	59.857	0	-100,00
PUERTO RICO	203.430	204.028	0,29	922.039	977.955	6,06
DOMINICAN REPUBLIC	5.356	69.198	1.191,97	21.177	150.190	609,21
DOMINICA	3.262	0	-100,00	3.298	0	-100,00
MARTINIQUE	74.975	0	-100,00	233.947	0	-100,00
NETHERLANDS ANTILLES	0	7.982	--	0	33.183	--
UNITED KINGDOM	891.382	1.490.474	67,21	4.559.784	6.757.672	48,20
NETHERLANDS	520.473	2.319.139	345,58	2.113.621	9.693.919	358,64
FRANCE	644.812	648.081	0,51	958.972	1.556.310	62,29
GERMANY, FED. REP. OF	2.027.564	3.256.182	60,60	4.327.277	8.458.219	95,46
AUSTRIA	15.857	16.368	3,22	34.360	27.020	-21,36
BELGIUM	1.492.396	1.482.393	-0,67	7.247.490	7.121.390	-1,74
DENMARK	224.422	39.235	-82,52	1.006.783	182.848	-81,84
SWEDEN	38.674	48.593	25,65	386.290	154.286	-60,06
FINLAND	8.860	0	-100,00	22.728	0	-100,00
IRELAND	0	198.591	--	0	1.510.537	--
ITALY	167.480	263.188	57,15	325.114	599.129	84,28
SPAIN	261.581	149.729	-42,76	1.015.239	613.519	-39,57
PORTUGAL	0	24.622	--	0	9.410	--
GREECE	15.348	29.553	92,55	37.896	127.617	236,76
DEMOCRATIC REPUBLIC OF THE CC	132.579	446.834	237,03	136.934	654.344	377,85
POLAND	0	37.922	--	0	100.129	--
BULGARIA	148.330	192.250	29,61	303.735	507.566	67,11
UKRAINE	29.043	47.922	65,00	62.435	79.866	27,92
LITHUANIA	10.317	0	-100,00	78.535	0	-100,00
CROATIA	20.000	64.450	222,25	62.150	179.286	188,47
SLOVAKIA	0	22.499	--	0	11.725	--
SLOVENIA	16.317	81.840	401,56	22.802	215.170	843,65
RUSSIA FEDERATION	260.845	543.749	108,46	471.993	855.777	81,31
-BERAS GILING	108.326	199.208	83,90	50.382	158.486	214,57
JAPAN	33.844	348	-98,97	9.625	357	-96,29
HONG KONG	117	16.134	13.689,74	198	34.127	17.135,86
TAIWAN	0	43.200	--	0	37.368	--
SINGAPORE	22.500	45.000	100,00	15.638	30.601	95,68
MALAYSIA	51.544	93.796	81,97	24.818	55.319	122,90

TABEL 5. PERKEMBANGAN EKSPOR INDONESIA MENURUT KOMODITI DAN NEGARA TUJUAN

JENIS BARANG	BERAT BERSIH (KG)		PERUB	NILAI FOB (US \$)		PERUB
	JAN-MEI 2007	JAN-MEI 2008	%	JAN-MEI 2007	JAN-MEI 2008	%
	(1)	(2)	(3)	(4)	(5)	(6)
SAUDI ARABIA	0	730	--	0	714	--
SUDAN	312	0	-100,00	98	0	-100,00
FRANCE	9	0	-100,00	5	0	-100,00
-KOPI OLAHAN	17.974	39.820	121,54	31.738	122.692	286,58
JAPAN	34	1	-97,06	173	2	-98,84
HONG KONG	1.425	0	-100,00	1.500	0	-100,00
CHINA	50	0	-100,00	50	0	-100,00
SINGAPORE	15.025	9	-99,94	22.515	80	-99,64
PHILIPPINES	1.440	0	-100,00	7.500	0	-100,00
MALAYSIA	0	15.000	--	0	43.635	--
LEBANON	0	8.310	--	0	22.050	--
BELGIUM	0	16.500	--	0	56.925	--
-TEH OLAHAN	17.024.812	5.851.973	-65,63	30.518.455	13.998.612	-54,13
JAPAN	311.156	81.660	-73,76	606.233	169.526	-72,04
HONG KONG	1.061	770	-27,43	13.308	4.819	-63,79
KOREA, REPUBLIC OF	3.022	3.687	22,01	5.892	9.705	64,71
TAIWAN	248.701	313.488	26,05	584.289	612.327	4,80
CHINA	12.253	84.141	586,70	10.474	85.064	712,14
MONGOLIA	10.558	7.560	-28,40	55.799	40.921	-26,66
THAILAND	15.062	81.291	439,71	79.684	321.589	303,58
SINGAPORE	241.340	153.868	-36,24	659.398	610.805	-7,37
PHILIPPINES	14.943	135.432	806,32	124.826	594.711	376,43
MALAYSIA	1.912.109	778.333	-59,29	3.552.034	1.943.219	-45,29
CAMBODIA	7.347	4.468	-39,19	36.943	21.540	-41,69
BRUNEI DARUSSALAM	116	5.213	4.393,97	653	2.776	325,11
VIET NAM	180.936	188.655	4,27	834.161	812.397	-2,61
INDIA	619.410	128.000	-79,34	946.339	108.400	-88,55
PAKISTAN	1.729.131	425.819	-75,37	2.759.237	714.641	-74,10
SRI LANKA	208.109	97.308	-53,24	346.847	165.794	-52,20
AFGHANISTAN	230.128	172.118	-25,21	287.054	248.251	-13,52
IRAN (ISLAMIC REPUBLIC OF)	32.960	67.540	104,92	54.157	117.048	116,13
SAUDI ARABIA	31.089	86.378	177,84	91.733	235.153	156,35
YEMEN	0	50.400	--	0	62.359	--
TURKEY	54.560	0	-100,00	88.826	0	-100,00
UNITED ARAB EMIRATES	397.261	214.300	-46,06	604.631	259.372	-57,10
EGYPT	48.700	70.660	45,09	66.965	111.824	66,99
KENYA	0	1	--	0	2	--
BENIN	432	0	-100,00	250	0	-100,00
AUSTRALIA	992.448	900.505	-9,26	3.854.907	3.841.089	-0,36
NEW ZEALAND	228.578	218.814	-4,27	739.152	760.393	2,87
FIJI	22.000	0	-100,00	33.110	0	-100,00
SAMOA	0	539	--	0	3.510	--
SOLOMON ISLANDS	2.956	2.428	-17,86	3.177	8.085	154,49
EAST TIMOR	0	9.274	--	0	15.890	--
UNITED STATES	1.727.376	585.197	-66,12	2.394.083	658.617	-72,49
CANADA	210.320	141.600	-32,67	264.280	126.415	-52,17
SURINAME	5.409	423	-92,18	44.031	1.656	-96,24
CHILE	133.360	0	-100,00	221.660	0	-100,00
BRAZIL	0	536	--	0	7.203	--
PUERTO RICO	0	540	--	0	913	--
UNITED KINGDOM	2.709.937	186.493	-93,12	4.030.995	286.716	-92,89
NETHERLANDS	1.399.445	81.570	-94,17	2.146.840	113.755	-94,70
GERMANY, FED. REP. OF	315.179	131.697	-58,22	417.757	149.084	-64,31
FINLAND	761.632	0	-100,00	1.189.963	0	-100,00
ITALY	595	0	-100,00	1.398	0	-100,00
POLAND	451.732	97.347	-78,45	779.334	328.338	-57,87
KYRGYZSTAN	24.480	24.480	0,00	37.050	34.272	-7,50
UKRAINE	169.340	49.000	-71,06	185.731	60.210	-67,58
UZBEKISTAN	54.272	0	-100,00	89.006	0	-100,00
RUSSIA FEDERATION	1.505.369	270.440	-82,03	2.276.248	350.223	-84,61
-GULA PASIR	117.258	201.731	72,04	149.509	259.513	73,58
JAPAN	813	31.746	3.804,80	6.372	41.228	547,02
HONG KONG	7.091	5.710	-19,48	11.668	10.602	-9,14
KOREA, REPUBLIC OF	1.157	0	-100,00	3.704	0	-100,00
TAIWAN	0	16	--	0	46	--
SINGAPORE	11.193	2.053	-81,66	9.528	2.795	-70,67
MALAYSIA	19.466	36.475	87,38	14.364	15.240	6,10
JORDAN	0	1.427	--	0	3.012	--
AUSTRALIA	7.751	14.605	88,43	15.060	84.836	463,32
TONGA	508	45	-91,14	786	36	-95,42
UNITED STATES	7.748	7.157	-7,63	32.718	19.460	-40,52
CANADA	49.291	98.978	100,80	28.381	77.753	173,96
NETHERLANDS	12.240	3.519	-71,25	26.928	4.505	-83,27
-GULA LAINNYA	3.112.506	4.865.152	56,31	1.978.618	3.200.053	61,73

TABEL 5. PERKEMBANGAN EKSPOR INDONESIA MENURUT KOMODITI DAN NEGARA TUJUAN

JENIS BARANG	BERAT BERSIH (KG)		PERUB	NILAI FOB (US \$)		PERUB
	JAN-MEI 2007	JAN-MEI 2008	%	JAN-MEI 2007	JAN-MEI 2008	%
	(1)	(2)	(3)	(4)	(5)	(6)
JAPAN	2.442	1.922	-21,29	2.152	2.791	29,69
HONG KONG	116.127	40.971	-64,72	85.479	46.995	-45,02
KOREA, REPUBLIC OF	880	58.760	6.577,27	528	42.093	7.872,16
CHINA	18.500	629.000	3.300,00	8.553	350.094	3.993,23
THAILAND	344.082	324.632	-5,65	155.566	177.239	13,93
SINGAPORE	443.602	702.667	58,40	280.111	567.772	102,70
PHILIPPINES	111.153	13	-99,99	51.847	1.312	-97,47
MALAYSIA	408.025	202.853	-50,28	205.305	213.908	4,19
CAMBODIA	413	0	-100,00	750	0	-100,00
BRUNEI DARUSSALAM	0	4.091	--	0	11.025	--
VIET NAM	22.676	1.338.961	5.804,75	13.419	747.074	5.467,29
MALDIVES	18.320	32.269	76,14	7.597	10.651	40,20
INDIA	708.175	5.608	-99,21	707.958	9.535	-98,65
PAKISTAN	126	2.150	1.606,35	885	4.051	357,74
SAUDI ARABIA	4.640	9.592	106,72	4.095	8.106	97,95
KUWAIT	37.000	0	-100,00	14.430	0	-100,00
SYRIA ARAB REPUBLIC	0	49.517	--	0	28.080	--
TURKEY	125.000	88.844	-28,92	59.700	48.601	-18,59
UNITED ARAB EMIRATES	57.000	0	-100,00	25.881	0	-100,00
BENIN	1.645	0	-100,00	950	0	-100,00
SOUTH AFRICA	0	50.933	--	0	30.216	--
AUSTRALIA	201.572	130.747	-35,14	112.251	91.295	-18,67
NEW ZEALAND	212.000	106.998	-49,53	97.255	80.423	-17,31
AMERICAN SAMOA	0	2.018	--	0	2.716	--
COOK ISLANDS	4.734	0	-100,00	5.884	0	-100,00
TONGA	11.902	1.114	-90,64	4.736	1.099	-76,79
UNITED STATES	94.037	466.434	396,01	43.936	381.437	768,17
CANADA	0	25.121	--	0	13.775	--
SURINAME	67	204	204,48	555	800	44,14
UNITED KINGDOM	45.250	51.000	12,71	26.868	27.904	3,86
NETHERLANDS	12.021	19.892	65,48	12.989	20.955	61,33
AUSTRIA	17	0	-100,00	220	0	-100,00
SWITZERLAND	100	0	-100,00	479	0	-100,00
NORWAY	74.000	259.000	250,00	33.254	146.603	340,86
SPAIN	37.000	259.841	602,27	14.985	133.503	790,91
-MAKANAN OLAHAN LAINNYA	132.573.496	145.527.208	9,77	195.708.375	271.432.260	38,69
JAPAN	7.323.644	4.086.984	-44,19	7.929.356	9.232.486	16,43
HONG KONG	3.027.896	3.363.141	11,07	13.843.770	17.589.496	27,06
KOREA, DEMOCRATIC PEOPLE'S RE	18.109	0	-100,00	16.127	0	-100,00
KOREA, REPUBLIC OF	2.379.949	2.908.880	22,22	2.454.517	4.247.256	73,04
TAIWAN	8.654.069	9.093.158	5,07	11.993.156	12.800.193	6,73
CHINA	7.986.688	1.697.978	-78,74	5.419.425	3.819.578	-29,52
MONGOLIA	208	17.995	8.551,44	904	12.088	1.237,17
MACAU	556	6.286	1.030,58	22.893	351.090	1.433,61
PAPUA NEW GUINEA	1.068.895	928.044	-13,18	1.352.337	1.448.646	7,12
THAILAND	4.121.251	5.057.583	22,72	8.088.578	10.121.643	25,14
SINGAPORE	8.863.409	6.907.979	-22,06	15.027.758	37.496.006	149,51
PHILIPPINES	15.238.610	14.435.058	-5,27	23.161.439	23.159.896	-0,01
MALAYSIA	24.481.285	26.359.788	7,67	27.688.486	36.142.038	30,53
MYANMAR (FORM. BURMA)	56.983	104.436	83,28	265.510	175.371	-33,95
CAMBODIA	21.062	18.607	-11,66	216.343	32.519	-84,97
BRUNEI DARUSSALAM	1.624.856	1.393.357	-14,25	2.135.862	2.553.499	19,55
LAO PEOPLE'S DEMOCRATIC REPU	0	15.300	--	0	122.320	--
NEPAL	13.961	30.375	117,57	14.920	44.794	200,23
VIET NAM	3.378.920	5.402.170	59,88	6.707.719	11.547.388	72,15
MALDIVES	503.156	538.129	6,95	677.494	910.198	34,35
INDIA	740.997	678.735	-8,40	812.272	1.038.283	27,82
PAKISTAN	470.544	612.138	30,09	759.054	1.323.074	74,31
BANGLADESH	246.884	301.434	22,10	278.489	463.347	66,38
SRI LANKA	149.231	128.229	-14,07	232.309	204.500	-11,97
AFGHANISTAN	44.801	61.096	36,37	103.839	144.113	38,79
IRAN (ISLAMIC REPUBLIC OF)	22.896	5.081	-77,81	33.880	15.445	-54,41
SAUDI ARABIA	5.611.395	5.077.784	-9,51	10.493.335	10.151.030	-3,26
ISRAEL	0	318.542	--	0	450.534	--
KUWAIT	819.550	238.673	-70,88	1.218.954	500.248	-58,96
JORDAN	843.421	2.044.419	142,40	1.489.652	3.554.220	138,59
LEBANON	162.536	105.665	-34,99	374.745	234.449	-37,44
YEMEN	196.532	210.796	7,26	288.273	297.026	3,04
OMAN	87.244	66.432	-23,85	128.846	110.805	-14,00
SYRIA ARAB REPUBLIC	151.276	0	-100,00	73.634	0	-100,00
TURKEY	352.477	272.766	-22,61	319.996	309.825	-3,18
UNITED ARAB EMIRATES	2.693.676	2.839.819	5,43	3.908.019	5.269.532	34,84
QATAR	210.592	125.643	-40,34	289.826	233.623	-19,39
BAHRAIN	145.899	143.020	-1,97	186.895	241.813	29,38
CYPRUS	29.006	7.874	-72,85	41.058	11.427	-72,17
EGYPT	179.020	268.869	50,19	295.058	452.666	53,42
LIBYAN ARAB JAMAHIRIYA	29.754	123.892	316,39	49.306	301.933	512,37

TABEL 5. PERKEMBANGAN EKSPOR INDONESIA MENURUT KOMODITI DAN NEGARA TUJUAN

JENIS BARANG	BERAT BERSIH (KG)		PERUB	NILAI FOB (US \$)		PERUB
	JAN-MEI 2007	JAN-MEI 2008	%	JAN-MEI 2007	JAN-MEI 2008	%
	(1)	(2)	(3)	(4)	(5)	(6)
MOROCCO	199.969	10.182	-94,91	132.043	16.930	-87,18
ALGERIA	303.652	92.533	-69,53	119.912	95.659	-20,23
SUDAN	16.709	5.175	-69,03	12.206	14.610	19,70
NAMIBIA	0	19.756	--	0	28.855	--
TANZANIA, UNITED REPUBLIC OF	45.966	54.084	17,66	63.308	29.701	-53,08
MADAGASCAR	46.828	175.848	275,52	62.684	186.278	197,17
KENYA	140.470	134.998	-3,90	192.212	265.658	38,21
REUNION	0	3.491	--	0	8.300	--
TOGO	18.760	5.520	-70,58	14.183	6.900	-51,35
GHANA	90.431	188.782	108,76	124.398	283.290	127,73
GUINEA	0	49.670	--	0	112.754	--
ANGOLA	17.746	146.535	725,74	47.673	159.025	233,57
CONGO	19.440	0	-100,00	25.313	0	-100,00
CAMEROON	40.890	93.836	129,48	48.029	97.140	102,25
NIGERIA	1.261.785	2.981.708	136,31	2.488.619	5.814.615	133,65
SIERRA LEONE	0	10.953	--	0	41.610	--
COTE D'IVOIRE	0	3.835	--	0	12.450	--
SENEGAL	0	7	--	0	60	--
MAURITANIA	0	9.299	--	0	21.980	--
MALI	0	27.360	--	0	224.670	--
BENIN	265.268	204.114	-23,05	607.176	488.757	-19,50
GAMBIA	7.986	3.438	-56,95	33.821	6.527	-80,70
SEYCHELLES	21.189	36.738	73,38	60.742	79.026	30,10
UGANDA	39.088	4.306	-88,98	48.354	13.435	-72,22
NIGER	0	24.397	--	0	17.471	--
DJIBOUTI	520	0	-100,00	1.613	0	-100,00
SAO TOME AND PRINCIPE	0	9.848	--	0	18.107	--
SOUTH AFRICA	660.551	961.437	45,55	1.071.113	1.505.187	40,53
ZIMBABWE	0	11.749	--	0	15.534	--
COMOROS	2.589	0	-100,00	3.738	0	-100,00
MAURITIUS	228.322	193.969	-15,05	321.890	316.953	-1,53
ZAIRE	0	101	--	0	353	--
AUSTRALIA	4.921.472	5.577.319	13,33	7.286.879	10.027.887	37,62
NEW ZEALAND	857.022	998.055	16,46	1.379.809	1.734.788	25,73
MICRONESIA, FEDERATED STATES	45.499	44.014	-3,26	63.926	50.836	-20,48
GUAM	1.465	4.240	189,42	14.243	44.978	215,79
PALAU	0	1.733	--	0	9.013	--
NEW CALEDONIA	34.042	44.116	29,59	62.935	95.900	52,38
NORTHERN MARIANA ISLANDS	0	3.386	--	0	7.591	--
VANUATU	122.023	40.492	-66,82	150.999	68.333	-54,75
AMERICAN SAMOA	28.822	55.901	93,95	28.734	91.665	219,01
COOK ISLANDS	2.893	13.087	352,37	3.596	22.787	533,68
FIJI	202.028	249.237	23,37	331.410	450.055	35,80
KIRIBATI	6.814	8.022	17,73	6.865	18.433	168,51
MARSHALL ISLANDS	8.493	4.839	-43,02	13.508	14.063	4,11
SAMOA	66.362	115.109	73,46	108.321	200.049	84,68
SOLOMON ISLANDS	107.199	315.751	194,55	142.946	369.347	158,38
TONGA	216.200	354.691	64,06	254.134	479.412	88,65
TUVALU	5.495	11.765	114,10	8.479	23.769	180,33
EAST TIMOR	11.356	3.117.829	27.355,35	18.296	3.374.965	18.346,46
UNITED STATES	8.642.689	13.769.274	59,32	16.528.706	22.017.617	33,21
CANADA	814.349	1.141.390	40,16	1.267.878	1.565.423	23,47
MEXICO	185.752	630.546	239,46	540.566	1.339.737	147,84
GUATEMALA	0	19.474	--	0	21.876	--
PANAMA	11.000	13.317	21,06	7.903	21.583	173,10
SURINAME	48.884	77.816	59,19	68.201	140.233	105,62
CHILE	12.100	20.929	72,97	82.820	51.910	-37,32
VENEZUELA	0	21.838	--	0	17.650	--
ARGENTINA	38.036	0	-100,00	17.000	0	-100,00
BRAZIL	278.931	240.998	-13,60	112.335	154.120	37,20
COLOMBIA	24.488	25.302	3,32	72.863	36.258	-50,24
URUGUAY	0	9.802	--	0	26.821	--
TRINIDAD AND TOBAGO	6.460	10.796	67,12	23.875	15.862	-33,56
JAMAICA	38.736	0	-100,00	25.722	0	-100,00
PUERTO RICO	88.237	268.087	203,83	232.890	307.723	32,13
DOMINICAN REPUBLIC	204.000	141.872	-30,45	44.000	67.405	53,19
COSTA RICA	20.000	20.000	0,00	15.000	20.000	33,33
BARBADOS	4.635	4.189	-9,62	12.231	12.014	-1,77
DOMINICA	9.956	17.000	70,75	10.066	5.200	-48,34
FRENCH POLYNESIA	38.269	24.568	-35,80	68.273	66.511	-2,58
NETHERLANDS ANTILLES	4	49	1.125,00	35	399	1.040,00
UNITED KINGDOM	403.891	745.001	84,46	1.183.813	1.950.643	64,78
NETHERLANDS	6.825.543	8.775.098	28,56	6.540.835	8.229.711	25,82
FRANCE	78.786	345.526	338,56	107.770	554.010	414,07
GERMANY, FED. REP. OF	337.762	593.563	75,73	1.092.335	1.351.986	23,77
AUSTRIA	42.279	73.060	72,80	137.508	270.945	97,04
BELGIUM	87.291	190.433	118,16	92.531	916.035	889,98
SWITZERLAND	5.153	1.474	-71,40	6.526	3.654	-44,01

TABEL 5. PERKEMBANGAN EKSPOR INDONESIA MENURUT KOMODITI DAN NEGARA TUJUAN

JENIS BARANG	BERAT BERSIH (KG)		PERUB	NILAI FOB (US \$)		PERUB
	JAN-MEI 2007	JAN-MEI 2008	%	JAN-MEI 2007	JAN-MEI 2008	%
	(1)	(2)	(3)	(4)	(5)	(6)
DENMARK	15.860	0	-100,00	33.150	0	-100,00
NORWAY	82.049	34.519	-57,93	135.153	68.362	-49,42
SWEDEN	91.397	218.033	138,56	54.724	209.958	283,67
FINLAND	356.960	2.203.781	517,37	454.279	3.437.083	656,60
ITALY	67.085	80.184	19,53	770.702	595.707	-22,71
SPAIN	510.266	1.894.878	271,35	723.864	1.938.768	167,84
PORTUGAL	38.490	349.429	807,84	29.543	276.120	834,64
GREECE	22.567	75.134	232,94	36.568	152.545	317,15
DEMOCRATIC REPUBLIC OF THE CC	0	94.904	--	0	120.456	--
HUNGARY	1.226	7.880	542,74	8.136	21.855	168,62
POLAND	64.019	14.685	-77,06	105.733	50.476	-52,26
ROMANIA	9.271	3.963	-57,25	5.547	13.161	137,26
BULGARIA	28.195	38.580	36,83	161.026	143.532	-10,86
ARMENIA	1.923	0	-100,00	7.751	0	-100,00
BELARUS	0	10.080	--	0	21.240	--
KAZAKHSTAN	0	4.368	--	0	9.204	--
UKRAINE	101.352	60.420	-40,39	97.040	62.031	-36,08
UZBEKISTAN	38	0	-100,00	28	0	-100,00
LITHUANIA	130.278	147.225	13,01	131.691	227.054	72,41
LATVIA	130.986	32.786	-74,97	200.950	58.837	-70,72
ESTONIA	44.540	87.405	96,24	60.879	134.463	120,87
GEORGIA	0	8.001	--	0	12.798	--
CROATIA	18.990	17.553	-7,57	57.703	31.697	-45,07
MALTA	109.361	77.385	-29,24	148.966	131.144	-11,96
SLOVAKIA	163	146	-10,43	779	817	4,88
SLOVENIA	0	6.325	--	0	38.539	--
CZECH REPUBLIC	296.822	205.876	-30,64	304.631	216.456	-28,94
RUSSIA FEDERATION	187.845	252.856	34,61	139.709	214.527	53,55
SEMEN	2.876.519.552	1.905.764.420	-33,75	85.957.522	66.067.492	-23,14
JAPAN	16.282.701	10.931.918	-32,86	719.076	726.995	1,10
HONG KONG	149.128	219.600	47,26	28.003	20.451	-26,97
TAIWAN	9.676.262	8.426.000	-12,92	714.003	639.084	-10,49
THAILAND	0	449	--	0	40	--
SINGAPORE	92.425.146	28.897.206	-68,73	2.389.221	793.301	-66,80
PHILIPPINES	248.249	264.000	6,34	22.844	24.696	8,11
MALAYSIA	201.104.626	147.617.558	-26,60	5.488.796	4.812.850	-12,32
BRUNEI DARUSSALAM	104.151.273	77.114.373	-25,96	2.507.698	1.767.998	-29,50
VIET NAM	45.419.481	15.006.500	-66,96	1.193.790	864.195	-27,61
MALDIVES	31.829.092	39.600.000	24,41	1.227.409	1.812.182	47,64
INDIA	75.000.000	44.000	-99,94	1.926.750	3.918	-99,80
PAKISTAN	1.946	0	-100,00	3.617	0	-100,00
BANGLADESH	341.171.249	334.645.043	-1,91	8.293.624	8.702.321	4,93
SRI LANKA	417.436.625	506.089.923	21,24	14.796.778	20.720.443	40,03
KUWAIT	140.369.713	0	-100,00	5.098.106	0	-100,00
YEMEN	8.310.883	0	-100,00	290.590	0	-100,00
UNITED ARAB EMIRATES	78.112.940	3.000.084	-96,16	2.030.936	124.545	-93,87
SUDAN	0	3.000.000	--	0	159.000	--
TANZANIA, UNITED REPUBLIC OF	0	41.000.000	--	0	1.278.585	--
MADAGASCAR	68.013.146	0	-100,00	2.506.233	0	-100,00
MOZAMBIQUE	109.271.942	89.349.597	-18,23	2.987.089	2.937.697	-1,65
TOGO	95.500.000	77.061.365	-19,31	2.633.128	2.403.159	-8,73
GHANA	484.887.350	303.036.087	-37,50	13.348.070	9.450.216	-29,20
NIGERIA	35.090.457	0	-100,00	1.226.938	0	-100,00
SIERRA LEONE	90.000.000	0	-100,00	2.479.500	0	-100,00
COTE D'IVOIRE	36.801.143	0	-100,00	1.054.353	0	-100,00
BENIN	90.000.000	0	-100,00	2.488.200	0	-100,00
SEYCHELLES	9.500.000	5.300.000	-44,21	336.793	267.900	-20,46
COMOROS	7.271	0	-100,00	1.280	0	-100,00
MAURITIUS	169.474.518	70.676.228	-58,30	6.182.136	3.150.312	-49,04
AUSTRALIA	98.420.011	99.908.724	1,51	2.822.251	3.092.175	9,56
NEW ZEALAND	40.000	117.807	194,52	3.478	15.683	350,92
VANUATU	2.750.000	1.060.500	-61,44	113.004	49.538	-56,16
AMERICAN SAMOA	3.300.000	2.390.000	-27,58	135.764	115.380	-15,01
KIRIBATI	0	112.000	--	0	8.064	--
SAMOA	6.300.000	3.404.000	-45,97	258.796	156.624	-39,48
SOLOMON ISLANDS	280.000	260.100	-7,11	11.443	16.547	44,60
TONGA	320.000	828.560	158,93	13.090	42.005	220,89
CHRISTMAS ISLANDS	351.000	0	-100,00	14.926	0	-100,00
EAST TIMOR	39.288	9.550.470	24.208,87	2.541	632.471	24.790,63
FRENCH POLYNESIA	14.482.500	18.802.000	29,83	605.263	855.190	41,29
UNITED KINGDOM	1.611	0	-100,00	1.995	0	-100,00
FRANCE	0	328	--	0	327	--
SWEDEN	0	8.050.000	--	0	423.600	--
GREECE	1	0	-100,00	10	0	-100,00
-DARI ROTAN	6.725.068	3.238.097	-51,85	15.776.638	8.017.079	-49,18
JAPAN	227.329	146.361	-35,62	1.076.591	709.182	-34,13

TABEL 5. PERKEMBANGAN EKSPOR INDONESIA MENURUT KOMODITI DAN NEGARA TUJUAN

JENIS BARANG	BERAT BERSIH (KG)		PERUB	NILAI FOB (US \$)		PERUB
	JAN-MEI 2007	JAN-MEI 2008	%	JAN-MEI 2007	JAN-MEI 2008	%
	(1)	(2)	(3)	(4)	(5)	(6)
HONG KONG	10.808	0	-100,00	50.144	0	-100,00
KOREA, REPUBLIC OF	337.800	265.480	-21,41	945.170	627.597	-33,60
TAIWAN	24.931	30.810	23,58	61.809	78.914	27,67
CHINA	16.341	874	-94,65	84.456	1.164	-98,62
PAPUA NEW GUINEA	0	2.450	--	0	2.266	--
THAILAND	4.107	2.842	-30,80	9.799	6.138	-37,36
SINGAPORE	2.361	2.629	11,35	4.887	5.325	8,96
PHILIPPINES	20.639	0	-100,00	3.509	0	-100,00
MALAYSIA	6.492	1.007	-84,49	7.878	964	-87,76
BRUNEI DARUSSALAM	0	1.126	--	0	2.070	--
VIET NAM	81	3.850	4.653,09	122	2.432	1.893,44
MALDIVES	4.557	1.117	-75,49	9.158	10.542	15,11
INDIA	758	9.433	1.144,46	505	49.854	9.772,08
IRAN (ISLAMIC REPUBLIC OF)	88	1.534	1.643,18	361	807	123,55
SAUDI ARABIA	0	178	--	0	587	--
KUWAIT	71	155	118,31	225	4.978	2.112,44
JORDAN	0	1.299	--	0	1.004	--
LEBANON	63	129	104,76	70	45	-35,71
TURKEY	4.977	3.967	-20,29	17.894	7.170	-59,93
UNITED ARAB EMIRATES	0	3.119	--	0	36.190	--
BAHRAIN	0	321	--	0	203	--
CYPRUS	953	36	-96,22	2.290	44	-98,08
EGYPT	4.411	86	-98,05	8.793	22	-99,75
LIBYAN ARAB JAMAHIRIYA	722	0	-100,00	960	0	-100,00
TUNISIA	0	22	--	0	46	--
ALGERIA	740	1.028	38,92	681	626	-8,08
SUDAN	0	103	--	0	300	--
MADAGASCAR	0	36	--	0	15	--
REUNION	256	599	133,98	319	444	39,18
U.S. VIRGIN ISLANDS	1.540	0	-100,00	1.101	0	-100,00
SEYCHELLES	10	399	3.890,00	300	603	101,00
UGANDA	8	0	-100,00	64	0	-100,00
SOUTH AFRICA	30.280	2.361	-92,20	80.430	6.301	-92,17
MAURITIUS	294	0	-100,00	84	0	-100,00
AUSTRALIA	94.176	107.341	13,98	177.708	212.294	19,46
NEW ZEALAND	11.736	22.082	88,16	35.871	59.780	66,65
NEW CALEDONIA	708	442	-37,57	764	1.056	38,22
VANUATU	767	0	-100,00	1.029	0	-100,00
COOK ISLANDS	1.322	0	-100,00	3.997	0	-100,00
FIJI	1.682	5.176	207,73	6.324	20.285	220,76
SOLOMON ISLANDS	0	17	--	0	48	--
UNITED STATES	797.772	425.229	-46,70	2.957.025	1.918.319	-35,13
CANADA	12.477	11.969	-4,07	59.428	30.454	-48,75
MEXICO	3.010.641	11.105	-99,63	5.719.688	10.507	-99,82
NICARAGUA	669	0	-100,00	502	0	-100,00
CHILE	4.041	10	-99,75	4.532	36	-99,21
VENEZUELA	91	26	-71,43	148	72	-51,35
ARGENTINA	1.212	356	-70,63	4.478	619	-86,18
BRAZIL	18.284	8.069	-55,87	68.434	31.488	-53,99
COLOMBIA	4.026	565	-85,97	20.426	601	-97,06
PARAGUAY	0	38	--	0	78	--
JAMAICA	1.503	197	-86,89	3.290	66	-97,99
PUERTO RICO	279	1.034	270,61	561	3.556	533,87
DOMINICAN REPUBLIC	0	1.288	--	0	1.364	--
COSTA RICA	2.554	0	-100,00	2.509	0	-100,00
ANGUILLA	210	0	-100,00	726	0	-100,00
FRENCH GUIANA	149	0	-100,00	136	0	-100,00
FRENCH POLYNESIA	29.687	1.810	-93,90	16.614	2.546	-84,68
MARTINIQUE	801	0	-100,00	1.617	0	-100,00
NETHERLANDS ANTILLES	4	0	-100,00	160	0	-100,00
TURKS AND CAICOS ISLANDS	0	944	--	0	2.017	--
GUADELOUPE	88	174	97,73	103	816	692,23
UNITED KINGDOM	208.210	1.227.441	489,52	551.863	1.926.418	249,08
NETHERLANDS	512.367	507.719	-0,91	1.252.420	1.224.188	-2,25
FRANCE	527.061	68.356	-87,03	1.029.523	186.384	-81,90
GERMANY, FED. REP. OF	354.310	127.723	-63,95	454.222	195.768	-56,90
AUSTRIA	0	221	--	0	267	--
BELGIUM	152.753	23.029	-84,92	336.387	56.124	-83,32
SWITZERLAND	6.014	1.201	-80,03	12.006	9.945	-17,17
DENMARK	9.137	15.601	70,75	33.470	52.468	56,76
NORWAY	169	2.467	1.359,76	157	9.779	6.128,66
SWEDEN	16.403	9.723	-40,72	98.837	57.796	-41,52
FINLAND	13.959	10.325	-26,03	78.209	130.382	66,71
IRELAND	6.628	2.021	-69,51	6.204	2.472	-60,15
ITALY	97.351	93.328	-4,13	142.551	117.537	-17,55
SPAIN	50.617	23.488	-53,60	128.629	101.185	-21,34
PORTUGAL	28.649	690	-97,59	112.926	2.796	-97,52
GREECE	38.153	6.823	-82,12	64.478	18.648	-71,08

TABEL 5. PERKEMBANGAN EKSPOR INDONESIA MENURUT KOMODITI DAN NEGARA TUJUAN

JENIS BARANG	BERAT BERSIH (KG)		PERUB	NILAI FOB (US \$)		PERUB
	JAN-MEI 2007	JAN-MEI 2008	%	JAN-MEI 2007	JAN-MEI 2008	%
	(1)	(2)	(3)	(4)	(5)	(6)
HUNGARY	412	3.352	713,59	987	21.295	2.057,55
POLAND	1.414	3.566	152,19	7.581	10.681	40,89
ROMANIA	0	155	--	0	621	--
BULGARIA	104	6.678	6.321,15	201	5.417	2.595,02
YUGOSLAVIA	0	5.946	--	0	6.297	--
KAZAKHSTAN	677	2.418	257,16	1.385	6.980	403,97
UKRAINE	103	172	66,99	156	319	104,49
UZBEKISTAN	273	0	-100,00	721	0	-100,00
LATVIA	0	42	--	0	181	--
ESTONIA	705	0	-100,00	702	0	-100,00
CROATIA	242	931	284,71	277	2.741	889,53
MALTA	1.196	40	-96,66	1.140	16	-98,60
SLOVENIA	1.628	125	-92,32	6.939	338	-95,13
CZECH REPUBLIC	0	13.056	--	0	17.372	--
RUSSIA FEDERATION	1.037	237	-77,15	997	829	-16,85
-DARI BAHAN LAINNYA	10.809.292	6.738.638	-37,66	18.178.117	18.284.565	0,59
JAPAN	705.420	749.258	6,21	3.636.280	3.559.435	-2,11
HONG KONG	7.180	8.508	18,50	14.147	12.412	-12,26
KOREA, DEMOCRATIC PEOPLE'S RE	0	177	--	0	231	--
KOREA, REPUBLIC OF	124.479	168.032	34,99	238.983	531.573	122,43
TAIWAN	499.269	452.343	-9,40	198.297	171.811	-13,36
CHINA	1.199.353	281.755	-76,51	271.439	114.521	-57,81
PAPUA NEW GUINEA	39	110	182,05	22	347	1.477,27
THAILAND	48.688	15.416	-68,34	85.993	46.959	-45,39
SINGAPORE	41.970	54.021	28,71	59.766	79.357	32,78
PHILIPPINES	652	3.183	388,19	683	7.704	1.027,96
MALAYSIA	164.080	210.503	28,29	256.097	163.927	-35,99
CAMBODIA	148	0	-100,00	1.980	0	-100,00
BRUNEI DARUSSALAM	2.481	1.288	-48,09	1.988	2.111	6,19
VIET NAM	0	162	--	0	2.847	--
MALDIVES	14.503	20.018	38,03	114.823	93.728	-18,37
INDIA	20.327	47.836	135,33	38.392	56.576	47,36
PAKISTAN	3.247	0	-100,00	5.641	0	-100,00
SRI LANKA	11.386	5.563	-51,14	17.594	13.315	-24,32
IRAN (ISLAMIC REPUBLIC OF)	6.346	13.589	114,13	21.894	14.810	-32,36
SAUDI ARABIA	8.410	14.244	69,37	6.905	9.666	39,99
ISRAEL	0	19.554	--	0	31.960	--
KUWAIT	130	118	-9,23	595	405	-31,93
JORDAN	2.954	695	-76,47	6.460	1.830	-71,67
LEBANON	13.643	382	-97,20	10.588	796	-92,48
SYRIA ARAB REPUBLIC	11.200	0	-100,00	1.238	0	-100,00
TURKEY	68.978	4.005	-94,19	145.335	17.956	-87,65
UNITED ARAB EMIRATES	36.024	29.236	-18,84	99.110	102.684	3,61
QATAR	170	0	-100,00	363	0	-100,00
BAHRAIN	197	5.217	2.548,22	622	16.725	2.588,91
CYPRUS	15.874	6.644	-58,15	29.994	20.556	-31,47
EGYPT	5.089	20.770	308,14	5.450	30.661	462,59
LIBYAN ARAB JAMAHIRIYA	331	0	-100,00	440	0	-100,00
MOROCCO	7.562	403	-94,67	20.359	594	-97,08
TUNISIA	10.371	4.668	-54,99	27.434	11.625	-57,63
ALGERIA	30	0	-100,00	87	0	-100,00
ERITREA	280	0	-100,00	1.340	0	-100,00
NAMIBIA	0	17	--	0	161	--
TANZANIA, UNITED REPUBLIC OF	948	1.104	16,46	1.705	617	-63,81
MADAGASCAR	1.103	3.589	225,39	968	6.284	549,17
KENYA	6.052	7.544	24,65	14.268	4.615	-67,65
REUNION	28.272	47.697	68,71	48.687	101.673	108,83
MOZAMBIQUE	12	5	-58,33	24	13	-45,83
GUINEA	185	0	-100,00	1.307	0	-100,00
ANGOLA	0	42	--	0	20	--
SIERRA LEONE	0	1.922	--	0	1.596	--
GABON	0	4.671	--	0	13.074	--
COTE D'IVOIRE	10.469	5.335	-49,04	14.662	9.483	-35,32
SENEGAL	726	2.002	175,76	1.858	2.510	35,09
SEYCHELLES	14.084	17.107	21,46	43.480	24.372	-43,95
UGANDA	3	0	-100,00	19	0	-100,00
SOUTH AFRICA	60.285	44.857	-25,59	73.537	68.847	-6,38
MAURITIUS	11.976	11.453	-4,37	21.386	42.076	96,75
VIRGIN ISLANDS (BRITISH)	375	1.255	234,67	2.932	4.767	62,59
AUSTRALIA	476.453	762.861	60,11	415.924	669.687	61,01
NEW ZEALAND	32.004	20.025	-37,43	46.899	39.382	-16,03
GUAM	1.833	2.211	20,62	7.660	6.496	-15,20
PALAU	0	564	--	0	1.488	--
NEW CALEDONIA	16.387	21.946	33,92	29.610	43.179	45,83
NORTHERN MARIANA ISLANDS	71	0	-100,00	344	0	-100,00
SAINT VINCENT AND THE GRENADII	2.619	6.206	136,96	3.273	11.248	243,66
VANUATU	2.166	1.810	-16,44	2.066	3.059	48,06

TABEL 5. PERKEMBANGAN EKSPOR INDONESIA MENURUT KOMODITI DAN NEGARA TUJUAN

JENIS BARANG	BERAT BERSIH (KG)		PERUB	NILAI FOB (US \$)		PERUB
	JAN-MEI 2007	JAN-MEI 2008	%	JAN-MEI 2007	JAN-MEI 2008	%
	(1)	(2)	(3)	(4)	(5)	(6)
WALLIS AND FUTUNA ISLANDS	1.014	1.259	24,16	2.191	2.149	-1,92
COOK ISLANDS	11.864	1.381	-88,36	13.520	9.612	-28,91
FIJI	3.939	8.046	104,27	13.242	34.722	162,21
SAMOA	0	862	--	0	1.728	--
TONGA	0	1.044	--	0	1.718	--
EAST TIMOR	0	2.361	--	0	1.865	--
UNITED STATES	4.426.054	1.057.655	-76,10	5.624.966	5.488.821	-2,42
CANADA	97.529	128.040	31,28	239.788	315.348	31,51
MEXICO	31.093	34.934	12,35	127.498	107.762	-15,48
GUATEMALA	0	256	--	0	1.414	--
HONDURAS	0	1.275	--	0	811	--
NICARAGUA	0	398	--	0	485	--
PANAMA	12.534	474	-96,22	22.012	1.485	-93,25
CHILE	2.670	6.762	153,26	3.470	14.723	324,29
VENEZUELA	1.131	6.382	464,28	3.869	3.161	-18,30
ARGENTINA	35.949	20.360	-43,36	59.752	45.995	-23,02
BRAZIL	29.655	39.990	34,85	67.055	87.728	30,83
COLOMBIA	41.731	12.187	-70,80	126.679	25.311	-80,02
BOLIVIA	20	0	-100,00	34	0	-100,00
URUGUAY	650	0	-100,00	997	0	-100,00
ECUADOR	12	0	-100,00	33	0	-100,00
PERU	0	1.774	--	0	1.954	--
BAHAMAS	777	18.490	2.279,67	653	26.748	3.996,17
JAMAICA	27.124	3.847	-85,82	44.685	3.854	-91,38
PUERTO RICO	3.310	3.469	4,80	9.678	6.599	-31,81
DOMINICAN REPUBLIC	13.591	16.834	23,86	21.284	49.480	132,48
COSTA RICA	5.700	9.591	68,26	7.856	18.065	129,95
BARBADOS	3.737	4.938	32,14	1.911	9.009	371,43
ANTIGUA AND BARBUDA	1.123	444	-60,46	2.126	1.081	-49,15
ANGUILLA	1.553	0	-100,00	6.458	0	-100,00
ARUBA	380	2.966	680,53	735	9.656	1.213,74
BERMUDA	53	106	100,00	363	596	64,19
CAYMAN ISLANDS	742	753	1,48	200	253	26,50
DOMINICA	0	284	--	0	1.453	--
FALKLAND ISLANDS (MALVINAS)	730	0	-100,00	956	0	-100,00
FRENCH GUIANA	2.883	3.726	29,24	5.788	12.907	123,00
FRENCH POLYNESIA	36.880	36.053	-2,24	58.428	46.022	-21,23
GRENADA	11.035	0	-100,00	1.934	0	-100,00
MARTINIQUE	4.896	9.201	87,93	17.357	27.207	56,75
NETHERLANDS ANTILLES	262	592	125,95	1.516	14.186	835,75
SAINT LUCIA	215	526	144,65	7.590	1.800	-76,28
TURKS AND CAICOS ISLANDS	889	7.726	769,07	4.600	16.364	255,74
GADELOUPE	10.945	8.917	-18,53	40.144	37.387	-6,87
SAINT KITTS AND NEVIS	0	2.059	--	0	3.081	--
UNITED KINGDOM	249.858	149.335	-40,23	789.604	563.587	-28,62
NETHERLANDS	212.661	263.796	24,05	713.191	684.883	-3,97
FRANCE	432.975	350.136	-19,13	863.408	848.383	-1,74
GERMANY, FED. REP. OF	284.271	303.981	6,93	630.193	649.555	3,07
AUSTRIA	4.528	7.047	55,63	24.584	14.680	-40,29
BELGIUM	88.575	138.109	55,92	217.488	376.355	73,05
SWITZERLAND	7.327	3.829	-47,74	25.156	28.967	15,15
DENMARK	45.731	30.435	-33,45	131.274	154.574	17,75
NORWAY	10.187	6.520	-36,00	27.310	23.272	-14,79
SWEDEN	11.413	18.952	66,06	36.454	33.251	-8,79
FINLAND	20.428	15.483	-24,21	42.526	57.134	34,35
IRELAND	32.037	6.016	-81,22	32.300	8.568	-73,47
ITALY	373.560	308.961	-17,29	817.737	709.886	-13,19
SPAIN	294.787	288.323	-2,19	730.775	883.204	20,86
PORTUGAL	13.154	22.336	69,80	21.607	77.168	257,14
GREECE	85.174	80.973	-4,93	186.610	210.982	13,06
HUNGARY	14.307	20.945	46,40	32.874	49.083	49,31
POLAND	39.649	49.397	24,59	36.156	94.645	161,77
ROMANIA	4.210	1.464	-65,23	6.335	702	-88,92
BULGARIA	18.881	12.030	-36,29	35.824	21.962	-38,69
YUGOSLAVIA	4	923	22.975,00	47	1.122	2.287,23
KAZAKHSTAN	260	149	-42,69	366	418	14,21
UKRAINE	8.755	33.724	285,20	64.323	61.738	-4,02
LITHUANIA	113	329	191,15	736	1.398	89,95
ESTONIA	2.449	7.078	189,02	3.691	17.959	386,56
CROATIA	9.909	19.348	95,26	34.563	31.034	-10,21
BOSNIA AND HERZEGOVINA	0	887	--	0	2.499	--
MALTA	5.078	11.985	136,02	23.902	28.263	18,25
SLOVAKIA	1	0	-100,00	21	0	-100,00
SLOVENIA	4.503	6.073	34,87	5.883	1.902	-67,67
CZECH REPUBLIC	1.480	516	-65,14	4.737	850	-82,06
REP. OF MACEDONIA	0	1.084	--	0	1.575	--
RUSSIA FEDERATION	13.523	20.591	52,27	48.126	40.657	-15,52

TABEL 5. PERKEMBANGAN EKSPOR INDONESIA MENURUT KOMODITI DAN NEGARA TUJUAN

JENIS BARANG	BERAT BERSIH (KG)		PERUB	NILAI FOB (US \$)		PERUB
	JAN-MEI 2007	JAN-MEI 2008	%	JAN-MEI 2007	JAN-MEI 2008	%
	(1)	(2)	(3)	(4)	(5)	(6)
-DARI ROTAN	53.920.197	65.235.956	20,99	148.970.333	146.207.952	-1,85
JAPAN	6.153.202	5.810.769	-5,57	17.832.373	17.391.518	-2,47
HONG KONG	42.634	54.691	28,28	135.567	201.821	48,87
KOREA, REPUBLIC OF	417.758	489.196	17,10	615.743	976.829	58,64
TAIWAN	516.702	315.282	-38,98	759.557	563.956	-25,75
CHINA	229.054	248.136	8,33	702.956	573.375	-18,43
PAPUA NEW GUINEA	3.034	20.524	576,47	4.782	154.648	3.133,96
THAILAND	56.555	69.490	22,87	106.197	192.019	80,81
SINGAPORE	340.792	271.545	-20,32	540.104	734.081	35,91
PHILIPPINES	13.742	62.373	353,89	57.263	191.923	235,16
MALAYSIA	821.464	948.820	15,50	2.466.149	2.239.175	-9,20
CAMBODIA	0	69	--	0	228	--
BRUNEI DARUSSALAM	1.882	490	-73,96	3.454	1.294	-62,54
VIET NAM	1.399	91.618	6.448,82	7.469	666.021	8.817,14
MALDIVES	55.621	88.721	59,51	121.304	162.209	33,72
INDIA	78.054	84.208	7,88	102.772	234.310	127,99
PAKISTAN	18.974	2.548	-86,57	22.142	3.224	-85,44
SRI LANKA	13.266	25.232	90,20	10.451	24.722	136,55
IRAN (ISLAMIC REPUBLIC OF)	29.476	29.965	1,66	99.276	73.666	-25,80
SAUDI ARABIA	98.096	197.567	101,40	137.375	285.885	108,11
ISRAEL	0	64.448	--	0	113.790	--
KUWAIT	84.776	175.735	107,29	100.063	410.841	310,58
JORDAN	32.182	23.360	-27,41	51.540	67.480	30,93
LEBANON	125.185	185.772	48,40	347.282	478.081	37,66
YEMEN	3.077	11.012	257,88	3.555	10.266	188,78
OMAN	11.789	17.345	47,13	29.676	43.684	47,20
SYRIA ARAB REPUBLIC	944	29.275	3.001,17	1.506	47.354	3.044,36
TURKEY	466.013	457.476	-1,83	1.467.632	1.101.540	-24,94
UNITED ARAB EMIRATES	349.450	378.849	8,41	995.796	1.055.387	5,98
QATAR	10.251	33.086	222,76	75.998	258.520	240,17
BAHRAIN	34.402	34.337	-0,19	106.048	91.708	-13,52
CYPRUS	169.407	108.300	-36,07	608.291	410.642	-32,49
EGYPT	99.251	133.299	34,30	225.897	303.260	34,25
LIBYAN ARAB JAMAHIRIYA	0	30.270	--	0	31.230	--
MOROCCO	74.325	153.990	107,18	141.691	446.700	215,26
TUNISIA	5.658	7.896	39,55	17.438	41.241	136,50
ALGERIA	2.848	0	-100,00	7.870	0	-100,00
SUDAN	4.708	12.193	158,98	11.510	108.618	843,68
NAMIBIA	7.950	19.110	140,38	14.355	33.623	134,23
TANZANIA, UNITED REPUBLIC OF	9.409	40.315	328,47	8.961	44.537	397,01
MADAGASCAR	1.433	1.744	21,70	4.042	1.987	-50,84
KENYA	6.809	4.500	-33,91	16.820	16.150	-3,98
REUNION	151.330	210.002	38,77	290.871	350.372	20,46
MOZAMBIQUE	9.219	2.099	-77,23	20.337	7.680	-62,24
GHANA	0	3.681	--	0	9.770	--
GUINEA	3.190	0	-100,00	7.872	0	-100,00
ANGOLA	1.955	13.600	595,65	1.325	9.620	626,04
CONGO	58.024	46.314	-20,18	60.600	56.125	-7,38
NIGERIA	17.636	3.926	-77,74	22.959	72.354	215,14
SIERRA LEONE	0	3.279	--	0	2.722	--
COTE D'IVOIRE	2.267	7.455	228,85	3.177	15.193	378,22
SENEGAL	489	5.735	1.072,80	3.514	11.130	216,73
MAURITANIA	239	0	-100,00	855	0	-100,00
U.S. VIRGIN ISLANDS	10	163	1.530,00	284	160	-43,66
SEYCHELLES	0	5.524	--	0	15.864	--
UGANDA	1.067	0	-100,00	2.166	0	-100,00
SOUTH AFRICA	511.128	699.747	36,90	1.342.460	2.082.775	55,15
ZIMBABWE	0	50	--	0	100	--
MAURITIUS	41.921	64.974	54,99	145.345	158.171	8,82
VIRGIN ISLANDS (BRITISH)	0	8.086	--	0	47.844	--
AUSTRALIA	1.296.770	1.927.924	48,67	2.838.520	3.906.340	37,62
NEW ZEALAND	92.054	193.437	110,13	214.003	363.695	69,95
GUAM	15.120	30.058	98,80	40.302	60.780	50,81
PALAU	0	3	--	0	15	--
NEW CALEDONIA	17.102	103.064	502,64	37.573	161.123	328,83
NORTHERN MARIANA ISLANDS	349	2.000	473,07	1.278	5.232	309,39
SAINT VINCENT AND THE GRENADII	2.924	0	-100,00	5.670	0	-100,00
VANUATU	1.700	15.338	802,24	1.205	22.954	1.804,90
WALLIS AND FUTUNA ISLANDS	4.092	5.327	30,18	6.456	9.396	45,54
FIJI	1.150	9.310	709,57	2.805	31.425	1.020,32
SAMOA	316	1.242	293,04	960	2.316	141,25
SOLOMON ISLANDS	0	2.982	--	0	12.986	--
TONGA	0	3.159	--	0	2.392	--
EAST TIMOR	0	24.225	--	0	24.988	--
UNITED STATES	6.130.724	5.107.816	-16,68	20.953.040	17.005.928	-18,84
CANADA	455.833	992.415	117,71	1.152.007	1.605.838	39,39
MEXICO	286.157	252.436	-11,78	661.279	817.997	23,70
GUATEMALA	5.885	18.338	211,61	21.745	52.077	139,49

TABEL 5. PERKEMBANGAN EKSPOR INDONESIA MENURUT KOMODITI DAN NEGARA TUJUAN

JENIS BARANG	BERAT BERSIH (KG)		PERUB	NILAI FOB (US \$)		PERUB
	JAN-MEI 2007	JAN-MEI 2008	%	JAN-MEI 2007	JAN-MEI 2008	%
	(1)	(2)	(3)	(4)	(5)	(6)
HONDURAS	0	4.243	--	0	12.551	--
NICARAGUA	4.013	2.636	-34,31	12.355	11.530	-6,68
PANAMA	103.800	75.226	-27,53	236.183	171.600	-27,34
CUBA	11.551	0	-100,00	38.729	0	-100,00
SURINAME	29.474	30.444	3,29	40.166	49.878	24,18
CHILE	21.909	84.818	287,14	90.280	196.564	117,73
VENEZUELA	11.329	20.902	84,50	35.396	67.881	91,78
ARGENTINA	68.711	68.112	-0,87	135.134	181.099	34,01
BRAZIL	86.004	100.864	17,28	183.270	282.989	54,41
COLOMBIA	129.679	37.732	-70,90	386.617	125.094	-67,64
BOLIVIA	779	0	-100,00	1.750	0	-100,00
URUGUAY	9.727	20.622	112,01	25.715	91.006	253,90
PARAGUAY	0	6.187	--	0	14.927	--
ECUADOR	12.500	26.269	110,15	64.740	97.645	50,83
PERU	11.353	18.920	66,65	19.474	31.502	61,76
GUYANA	0	2.882	--	0	2.945	--
TRINIDAD AND TOBAGO	1.051	13.720	1.205,42	5.536	36.243	554,68
BAHAMAS	8.527	0	-100,00	9.098	0	-100,00
JAMAICA	0	30.711	--	0	124.724	--
PUERTO RICO	29.766	31.211	4,85	69.062	82.225	19,06
BELIZE	0	2.550	--	0	8.675	--
DOMINICAN REPUBLIC	113.594	103.359	-9,01	337.694	385.364	14,12
EL SALVADOR	6.099	2.636	-56,78	20.680	11.530	-44,25
COSTA RICA	79.047	100.024	26,54	133.607	376.746	181,98
HAITI	10.000	0	-100,00	7.885	0	-100,00
BARBADOS	9.496	6.820	-28,18	30.908	39.159	26,70
ANTIGUA AND BARBUDA	11.090	5.628	-49,25	32.879	13.645	-58,50
ANGUILLA	476	0	-100,00	1.413	0	-100,00
ARUBA	10.430	8.244	-20,96	4.227	29.338	594,06
CAPE VERDE	4.806	0	-100,00	10.046	0	-100,00
CAYMAN ISLANDS	0	13.313	--	0	3.097	--
DOMINICA	9.149	948	-89,64	31.092	2.937	-90,55
FALKLAND ISLANDS (MALVINAS)	4.400	0	-100,00	5.742	0	-100,00
FRENCH GUIANA	26.632	18.148	-31,86	44.705	44.121	-1,31
FRENCH POLYNESIA	101.044	143.822	42,34	216.869	320.470	47,77
GRENADA	7.468	0	-100,00	22.450	0	-100,00
MARTINIQUE	101.001	50.032	-50,46	271.253	121.745	-55,12
NETHERLANDS ANTILLES	122.890	50.344	-59,03	254.096	160.947	-36,66
SAINT LUCIA	1.950	1.750	-10,26	5.845	6.500	11,21
TURKS AND CAICOS ISLANDS	189	13.200	6.884,13	622	21.818	3.407,72
GUADELOUPE	86.384	80.231	-7,12	230.680	264.262	14,56
UNITED KINGDOM	5.005.835	18.483.302	269,24	10.996.812	12.716.658	15,64
NETHERLANDS	2.829.445	2.638.539	-6,75	10.677.100	7.637.987	-28,46
FRANCE	2.216.791	2.201.441	-0,69	5.343.160	5.909.912	10,61
GERMANY, FED. REP. OF	6.909.881	6.154.632	-10,93	19.038.528	18.376.568	-3,48
AUSTRIA	147.891	18.422	-87,54	303.322	39.695	-86,91
BELGIUM	2.338.787	2.197.735	-6,03	7.368.265	7.523.594	2,11
SWITZERLAND	77.530	24.400	-68,53	226.534	113.523	-49,89
DENMARK	304.885	301.542	-1,10	995.566	1.456.698	46,32
NORWAY	153.106	81.790	-46,58	570.517	297.250	-47,90
SWEDEN	480.895	273.451	-43,14	1.217.983	901.476	-25,99
FINLAND	605.050	555.290	-8,22	1.554.815	1.574.071	1,24
IRELAND	305.889	177.620	-41,93	766.347	387.002	-49,50
ITALY	3.938.717	3.270.841	-16,96	9.732.948	8.881.311	-8,75
SPAIN	3.490.040	2.156.198	-38,22	9.459.790	6.482.514	-31,47
PORTUGAL	394.938	344.666	-12,73	957.507	1.030.826	7,66
ICELAND	1.667	12.014	620,70	1.712	38.129	2.127,16
GREECE	1.081.478	1.477.032	36,58	2.925.433	4.060.956	38,82
HUNGARY	191.694	99.912	-47,88	584.691	279.645	-52,17
POLAND	766.205	682.684	-10,90	1.882.168	1.643.025	-12,71
ROMANIA	220.881	364.553	65,04	575.890	877.547	52,38
BULGARIA	73.765	130.231	76,55	187.110	301.712	61,25
YUGOSLAVIA	18.923	16.539	-12,60	38.791	40.298	3,88
BELARUS	7.937	0	-100,00	24.101	0	-100,00
KAZAKHSTAN	23.491	19.945	-15,10	43.219	65.084	50,59
KYRGYZSTAN	2.196	0	-100,00	4.974	0	-100,00
UKRAINE	290.424	406.204	39,87	748.472	1.141.560	52,52
UZBEKISTAN	5.656	2.665	-52,88	13.978	4.086	-70,77
LITHUANIA	18.484	54.145	192,93	49.500	128.512	159,62
LATVIA	106.231	190.035	78,89	265.121	517.944	95,36
ESTONIA	69.212	51.504	-25,59	149.672	219.510	46,66
GEORGIA	6.683	21.880	227,40	17.905	42.414	136,88
CROATIA	173.820	110.177	-36,61	420.528	269.441	-35,93
BOSNIA AND HERZEGOVINA	0	232	--	0	940	--
MALTA	9.200	10.124	10,04	39.968	35.238	-11,83
SLOVAKIA	15.698	144.119	818,07	128.075	46.390	-63,78
SLOVENIA	196.723	222.123	12,91	487.671	553.786	13,56
CZECH REPUBLIC	79.871	38.959	-51,22	187.853	89.445	-52,39

TABEL 5. PERKEMBANGAN EKSPOR INDONESIA MENURUT KOMODITI DAN NEGARA TUJUAN

JENIS BARANG	BERAT BERSIH (KG)		PERUB	NILAI FOB (US \$)		PERUB
	JAN-MEI 2007	JAN-MEI 2008	%	JAN-MEI 2007	JAN-MEI 2008	%
	(1)	(2)	(3)	(4)	(5)	(6)
REP. OF MACEDONIA	3.900	3.813	-2,23	12.805	11.935	-6,79
RUSSIA FEDERATION	609.837	623.384	2,22	2.155.791	2.407.608	11,68
-DARI BAHAN LAINNYA	343.078.830	309.029.651	-9,92	740.241.974	748.631.735	1,13
JAPAN	37.695.985	39.083.884	3,68	62.469.737	69.355.921	11,02
HONG KONG	642.200	362.247	-43,59	1.322.151	1.234.430	-6,63
KOREA, REPUBLIC OF	6.571.147	5.987.606	-8,88	13.031.974	12.285.841	-5,73
TAIWAN	3.973.840	3.867.212	-2,68	6.920.297	9.264.912	33,88
CHINA	2.029.190	2.074.437	2,23	2.271.592	3.165.569	39,35
MONGOLIA	0	9.148	--	0	15.739	--
MACAU	0	24.412	--	0	87.015	--
PAPUA NEW GUINEA	163	12.954	7.847,24	473	21.490	4.443,34
THAILAND	214.419	296.891	38,46	395.015	734.519	85,95
SINGAPORE	5.943.512	2.968.317	-50,06	6.519.121	6.316.685	-3,11
PHILIPPINES	670.615	996.978	48,67	496.802	1.050.168	111,39
MALAYSIA	8.573.741	10.844.835	26,49	9.791.564	12.472.277	27,38
MYANMAR (FORM. BURMA)	384	725	88,80	9.801	17.573	79,30
CAMBODIA	10.080	5.488	-45,56	84.055	33.571	-60,06
BRUNEI DARUSSALAM	106.794	151.769	42,11	83.672	242.232	189,50
VIET NAM	123.466	186.965	51,43	187.663	627.975	234,63
MALDIVES	535.235	466.577	-12,83	975.264	809.566	-16,99
INDIA	1.178.309	932.236	-20,88	1.639.314	1.473.480	-10,12
PAKISTAN	0	143.421	--	0	115.857	--
BANGLADESH	18.630	5.245	-71,85	13.495	17.845	32,23
SRI LANKA	212.466	264.273	24,38	202.918	185.165	-8,75
AFGHANISTAN	77.316	20.276	-73,78	62.530	18.215	-70,87
IRAN (ISLAMIC REPUBLIC OF)	124.847	220.095	76,29	297.900	563.664	89,21
SAUDI ARABIA	1.160.942	1.201.600	3,50	1.236.508	1.345.009	8,77
ISRAEL	0	733.074	--	0	1.511.135	--
KUWAIT	568.346	916.386	61,24	901.487	1.200.909	33,21
JORDAN	312.937	194.776	-37,76	516.130	343.721	-33,40
LEBANON	554.874	510.796	-7,94	813.450	931.332	14,49
YEMEN	284.600	293.689	3,19	346.897	319.289	-7,96
OMAN	279.078	230.853	-17,28	250.532	210.054	-16,16
SYRIA ARAB REPUBLIC	17.579	75.282	328,25	51.490	158.028	206,91
TURKEY	1.639.389	1.325.167	-19,17	4.278.819	4.613.642	7,83
UNITED ARAB EMIRATES	20.788.476	23.389.439	12,51	14.475.065	17.678.184	22,13
QATAR	141.254	217.701	54,12	225.076	540.037	139,94
BAHRAIN	355.366	320.624	-9,78	581.871	499.785	-14,11
CYPRUS	291.105	230.391	-20,86	706.270	1.081.179	53,08
EGYPT	506.695	523.590	3,33	579.908	1.017.061	75,38
LIBYAN ARAB JAMAHIRIYA	167.203	60.811	-63,63	135.318	59.899	-55,73
MOROCCO	511.882	435.663	-14,89	587.178	654.457	11,46
TUNISIA	43.393	31.442	-27,54	215.544	210.364	-2,40
ALGERIA	75.429	91.403	21,18	79.333	103.781	30,82
SUDAN	324.253	180.551	-44,32	255.654	208.265	-18,54
NAMIBIA	4.664	37.436	702,66	22.660	29.176	28,76
ETHIOPIA	177.729	50.039	-71,85	166.321	55.352	-66,72
TANZANIA, UNITED REPUBLIC OF	391.295	462.732	18,26	410.435	472.243	15,06
MADAGASCAR	23.486	26.613	13,31	30.602	51.531	68,39
KENYA	201.228	227.435	13,02	155.245	178.584	15,03
REUNION	956.005	3.079.222	222,09	1.548.685	3.461.823	123,53
MOZAMBIQUE	82.350	34.067	-58,63	133.654	70.450	-47,29
EQUATORIAL GUINEA	18.645	33.165	77,88	11.958	33.618	181,13
TOGO	12.295	0	-100,00	9.321	0	-100,00
GHANA	137.353	62.803	-54,28	185.238	93.903	-49,31
ANGOLA	268.477	159.550	-40,57	283.959	102.368	-63,95
CONGO	55.890	114.931	105,64	57.696	160.812	178,72
CAMEROON	12.650	163.828	1.195,08	5.695	151.088	2.552,99
NIGERIA	64.504	90.043	39,59	89.790	143.648	59,98
SIERRA LEONE	0	8.000	--	0	7.549	--
GABON	50.837	44.347	-12,77	67.909	62.345	-8,19
COTE D'IVOIRE	113.132	106.685	-5,70	120.905	95.472	-21,04
SENEGAL	9.765	19.948	104,28	19.323	39.850	106,23
MAURITANIA	69.848	0	-100,00	139.875	0	-100,00
MALI	6.024	31.441	421,93	11.991	88.036	634,18
BENIN	172.223	268.309	55,79	178.528	310.833	74,11
BURKINA FASO	5.836	0	-100,00	11.990	0	-100,00
GAMBIA	5.836	0	-100,00	11.990	0	-100,00
U.S. VIRGIN ISLANDS	57.462	39.400	-31,43	99.846	70.485	-29,41
SEYCHELLES	63.544	124.201	95,46	91.506	420.440	359,47
UGANDA	25.030	9.147	-63,46	27.332	13.910	-49,11
NIGER	0	6.179	--	0	10.667	--
DJIBOUTI	309.491	384.188	24,14	157.292	241.837	53,75
SAO TOME AND PRINCIPE	0	3.805	--	0	4.089	--
SWAZILAND	0	5.270	--	0	8.143	--
SOUTH AFRICA	2.244.327	1.989.681	-11,35	4.099.551	3.460.942	-15,58
ZAMBIA	23.076	35.172	52,42	25.304	41.434	63,74

TABEL 5. PERKEMBANGAN EKSPOR INDONESIA MENURUT KOMODITI DAN NEGARA TUJUAN

JENIS BARANG	BERAT BERSIH (KG)		PERUB	NILAI FOB (US \$)		PERUB
	JAN-MEI 2007	JAN-MEI 2008	%	JAN-MEI 2007	JAN-MEI 2008	%
	(1)	(2)	(3)	(4)	(5)	(6)
MAURITIUS	234.268	344.102	46,88	370.769	1.228.533	231,35
RWANDA	73.338	18.990	-74,11	73.260	19.229	-73,75
VIRGIN ISLANDS (BRITISH)	10.731	23.059	114,88	43.185	63.619	47,32
AUSTRALIA	11.630.021	11.123.511	-4,36	18.830.503	20.310.715	7,86
NEW ZEALAND	917.076	840.208	-8,38	1.835.553	1.698.424	-7,47
GUAM	45.400	21.452	-52,75	71.087	56.442	-20,60
NEW CALEDONIA	414.996	434.822	4,78	666.925	834.078	25,06
SAINT VINCENT AND THE GRENADII	20.870	39.388	88,73	60.636	107.990	78,10
VANUATU	20.927	8.460	-59,57	19.530	26.174	34,02
WALLIS AND FUTUNA ISLANDS	10.882	8.325	-23,50	13.907	12.718	-8,55
AMERICAN SAMOA	8.696	0	-100,00	70.435	0	-100,00
COOK ISLANDS	28.806	1.799	-93,75	52.617	28.799	-45,27
FIJI	67.208	60.404	-10,12	116.268	222.487	91,36
SAMOA	0	2.505	--	0	4.777	--
SOLOMON ISLANDS	50	6.824	13.548,00	665	19.048	2.764,36
TONGA	631	13.339	2.013,95	779	11.809	1.415,92
EAST TIMOR	22.203	88.436	298,31	59.757	69.186	15,78
UNITED STATES	85.789.662	71.441.871	-16,72	246.492.758	227.418.927	-7,74
CANADA	4.730.354	4.886.954	3,31	11.496.824	12.871.724	11,96
MEXICO	699.652	569.239	-18,64	1.440.881	1.688.480	17,18
GUATEMALA	57.764	56.700	-1,84	103.008	100.700	-2,24
HONDURAS	7.632	16.395	114,82	10.785	25.458	136,05
NICARAGUA	6.310	4.041	-35,96	4.732	10.825	128,76
PANAMA	437.798	307.625	-29,73	893.383	517.975	-42,02
CUBA	0	5.912	--	0	14.039	--
SURINAME	52.137	80.350	54,11	77.617	152.345	96,28
CHILE	64.810	92.050	42,03	113.712	212.745	87,09
VENEZUELA	66.559	75.299	13,13	171.785	160.115	-6,79
ARGENTINA	181.516	276.537	52,35	386.226	532.283	37,82
BRAZIL	160.296	137.495	-14,22	355.729	301.833	-15,15
COLOMBIA	89.355	90.173	0,92	133.087	157.553	18,38
BOLIVIA	22.075	0	-100,00	54.845	0	-100,00
URUGUAY	5.751	6.868	19,42	45.590	7.225	-84,15
ECUADOR	58.290	14.903	-74,43	143.667	110.333	-23,20
PERU	7.439	4.204	-43,49	9.531	5.807	-39,07
GUYANA	3.039	2.852	-6,15	10.387	3.823	-63,19
TRINIDAD AND TOBAGO	13.497	45.656	238,27	29.411	78.343	166,37
BAHAMAS	48.520	24.108	-50,31	170.224	44.397	-73,92
JAMAICA	113.611	131.058	15,36	161.242	339.712	110,68
PUERTO RICO	475.841	429.503	-9,74	968.923	957.707	-1,16
DOMINICAN REPUBLIC	278.120	542.723	95,14	510.820	1.203.404	135,58
EL SALVADOR	9.111	11.033	21,10	17.643	24.657	39,76
COSTA RICA	104.467	77.899	-25,43	168.703	175.110	3,80
HAITI	0	9.200	--	0	24.578	--
BARBADOS	33.278	50.526	51,83	45.218	108.704	140,40
ANTIGUA AND BARBUDA	23.503	2.778	-88,18	53.494	15.395	-71,22
ANGUILLA	8.153	14.733	80,71	31.998	23.728	-25,85
ARUBA	75.565	62.193	-17,70	162.949	117.638	-27,81
BERMUDA	9.402	16.646	77,05	39.085	51.015	30,52
CAYMAN ISLANDS	47.776	12.233	-74,40	118.356	38.519	-67,45
DOMINICA	12.625	14.762	16,93	24.415	28.724	17,65
FALKLAND ISLANDS (MALVINAS)	1.859	0	-100,00	2.427	0	-100,00
FRENCH GUIANA	44.072	91.514	107,65	100.921	158.953	57,50
FRENCH POLYNESIA	451.386	380.659	-15,67	659.067	860.091	30,50
GRENADA	12.709	13.495	6,18	13.148	33.941	158,15
MARTINIQUE	161.344	307.152	90,37	351.669	577.836	64,31
NETHERLANDS ANTILLES	146.453	273.421	86,70	308.172	704.766	128,69
NORFOLK ISLANDS	33	22.091	66.842,42	186	48.297	25.866,13
SAINT LUCIA	22.325	3.590	-83,92	35.228	12.292	-65,11
TURKS AND CAICOS ISLANDS	7.361	31.388	326,41	22.420	59.206	164,08
GUADELOUPE	126.178	256.194	103,04	303.104	590.255	94,74
SAINT KITTS AND NEVIS	0	5.400	--	0	20.389	--
UNITED KINGDOM	25.862.198	12.388.674	-52,10	44.747.729	38.502.768	-13,96
NETHERLANDS	20.568.547	19.932.316	-3,09	54.008.292	59.301.192	9,80
FRANCE	17.612.998	17.997.525	2,18	42.878.942	49.155.385	14,64
GERMANY, FED. REP. OF	12.590.002	8.462.466	-32,78	29.191.917	25.239.720	-13,54
AUSTRIA	331.735	176.729	-46,73	1.032.648	635.956	-38,42
BELGIUM	12.518.963	11.898.226	-4,96	37.419.998	37.986.636	1,51
SWITZERLAND	433.912	282.076	-34,99	995.039	1.306.450	31,30
LUXEMBOURG	6.428	0	-100,00	19.162	0	-100,00
GIBRALTAR	0	3.799	--	0	15.593	--
DENMARK	3.435.914	3.402.519	-0,97	12.171.638	14.379.181	18,14
NORWAY	1.812.689	1.041.417	-42,55	4.310.077	3.085.380	-28,41
SWEDEN	2.983.820	2.031.696	-31,91	8.251.639	6.526.906	-20,90
FINLAND	945.121	1.008.382	6,69	3.044.810	3.757.175	23,40
IRELAND	2.688.525	1.670.264	-37,87	5.739.516	4.235.477	-26,20
ITALY	10.494.805	8.697.716	-17,12	23.964.175	23.779.263	-0,77
SPAIN	13.440.396	10.080.876	-25,00	27.970.536	24.119.545	-13,77

TABEL 5. PERKEMBANGAN EKSPOR INDONESIA MENURUT KOMODITI DAN NEGARA TUJUAN

JENIS BARANG	BERAT BERSIH (KG)		PERUB	NILAI FOB (US \$)		PERUB
	JAN-MEI 2007	JAN-MEI 2008	%	JAN-MEI 2007	JAN-MEI 2008	%
	(1)	(2)	(3)	(4)	(5)	(6)
PORTUGAL	1.232.001	2.200.420	78,61	2.098.541	3.348.459	59,56
ICELAND	15.055	69.163	359,40	55.874	187.788	236,09
GREECE	2.622.171	2.134.584	-18,59	6.123.929	5.695.983	-6,99
ANDORRA	0	3.378	--	0	1.552	--
DEMOCRATIC REPUBLIC OF THE CC	37.872	75.557	99,51	26.494	66.031	149,23
HUNGARY	122.494	167.654	36,87	294.289	319.959	8,72
POLAND	548.906	670.089	22,08	1.100.137	1.496.520	36,03
ROMANIA	76.554	191.418	150,04	124.061	225.150	81,48
BULGARIA	114.373	129.383	13,12	206.637	247.571	19,81
YUGOSLAVIA	29.741	34.971	17,59	54.176	42.415	-21,71
ALBANIA	6.237	23.016	269,02	3.550	83.753	2.259,24
ARMENIA	19.981	262.189	1.212,19	22.837	349.405	1.430,00
AZERBAIJAN	164	11.385	6.842,07	1.645	47.517	2.788,57
BELARUS	936	0	-100,00	3.300	0	-100,00
KAZAKHSTAN	0	404	--	0	2.349	--
UKRAINE	361.188	223.070	-38,24	801.131	484.622	-39,51
UZBEKISTAN	65	0	-100,00	150	0	-100,00
LITHUANIA	27.968	107.382	283,95	71.778	365.641	409,41
LATVIA	160.218	277.372	73,12	396.415	679.355	71,37
ESTONIA	100.843	134.763	33,64	229.312	468.505	104,31
GEORGIA	20.624	23.688	14,86	63.004	64.630	2,58
CROATIA	369.082	482.951	30,85	771.237	822.659	6,67
BOSNIA AND HERZEGOVINA	3.527	2.164	-38,64	8.913	6.754	-24,22
MALTA	99.017	102.383	3,40	253.347	275.867	8,89
SLOVAKIA	87.492	90.920	3,92	82.503	114.291	38,53
SLOVENIA	304.831	266.653	-12,52	452.698	746.199	64,83
CZECH REPUBLIC	250.563	351.132	40,14	904.203	1.197.505	32,44
REP. OF MACEDONIA	1.599	0	-100,00	4.010	0	-100,00
RUSSIA FEDERATION	277.402	476.968	71,94	625.970	1.284.285	105,17
-AN ORGANIK	714.168.560	2.612.098.111	265,75	201.008.219	335.634.516	66,98
JAPAN	67.937.960	117.341.956	72,72	21.079.711	36.807.562	74,61
HONG KONG	422.471	174.938	-58,59	78.237	95.542	22,12
KOREA, REPUBLIC OF	143.513.323	241.142.556	68,03	39.532.322	71.385.872	80,58
TAIWAN	155.502.243	241.529.637	55,32	43.690.180	80.206.681	83,58
CHINA	22.000.601	1.733.455.838	7.779,13	8.177.450	55.163.991	574,59
PAPUA NEW GUINEA	48.140	0	-100,00	11.855	0	-100,00
THAILAND	49.215.512	51.183.235	4,00	13.019.735	12.951.911	-0,52
SINGAPORE	15.798.883	13.140.579	-16,83	5.885.208	4.711.349	-19,95
PHILIPPINES	37.617.898	47.752.626	26,94	10.126.074	15.709.807	55,14
MALAYSIA	40.045.334	37.695.626	-5,87	10.866.395	15.386.650	41,60
MYANMAR (FORM. BURMA)	360.000	50.000	-86,11	152.979	27.280	-82,17
BRUNEI DARUSSALAM	3.805.000	3.794.200	-0,28	488.315	684.356	40,15
NEPAL	20.000	0	-100,00	8.730	0	-100,00
VIET NAM	21.007.298	19.240.271	-8,41	7.072.486	7.791.053	10,16
MALDIVES	18.679	0	-100,00	6.780	0	-100,00
INDIA	102.533.292	33.299.507	-67,52	25.717.178	10.086.067	-60,78
PAKISTAN	1.536.255	2.009.329	30,79	396.975	720.813	81,58
BANGLADESH	5.288.506	5.191.116	-1,84	931.734	966.868	3,77
SRI LANKA	2.119.432	3.491.599	64,74	606.516	719.404	18,61
IRAN (ISLAMIC REPUBLIC OF)	200.000	100.000	-50,00	182.000	114.000	-37,36
SAUDI ARABIA	500.216	364.540	-27,12	341.871	553.380	61,87
OMAN	6	0	-100,00	1.400	0	-100,00
TURKEY	58.107	774.106	1.232,21	22.501	212.276	843,41
UNITED ARAB EMIRATES	4.648	565.937	12.075,93	6.230	855.292	13.628,60
QATAR	0	21.900	--	0	8.450	--
BAHRAIN	15.980	424.200	2.554,57	25.700	521.179	1.927,93
EGYPT	648.100	2.004.500	209,29	69.649	263.420	278,21
SUDAN	64.350	107.250	66,67	11.326	24.668	117,80
TANZANIA, UNITED REPUBLIC OF	1.750.000	2.800.000	60,00	174.505	355.210	103,55
MADAGASCAR	260.000	179.000	-31,15	31.416	33.075	5,28
KENYA	1.984.000	2.405.000	21,22	202.910	278.795	37,40
GUINEA	72.000	0	-100,00	31.680	0	-100,00
NIGERIA	71.436	255.012	256,98	94.575	280.613	196,71
SOUTH AFRICA	422.299	431.300	2,13	235.885	201.569	-14,55
MAURITIUS	2.261.144	801.052	-64,57	244.146	106.978	-56,18
AUSTRALIA	31.474.204	26.464.766	-15,92	8.631.351	10.218.906	18,39
NEW ZEALAND	359.104	771.152	114,74	278.284	867.837	211,85
FIJI	0	800.000	--	0	156.000	--
EAST TIMOR	20	11.447	57.135,00	8	6.720	83.900,00
UNITED STATES	1.817.633	19.577.712	977,10	636.832	5.230.684	721,36
CANADA	75.000	81.374	8,50	54.750	45.999	-15,98
MEXICO	40.000	0	-100,00	13.000	0	-100,00
BRAZIL	1	0	-100,00	2	0	-100,00
UNITED KINGDOM	349.000	481.021	37,83	118.359	294.226	148,59
NETHERLANDS	132.205	106.100	-19,75	47.284	78.065	65,10
FRANCE	449.000	322.041	-28,28	184.459	262.928	42,54
GERMANY, FED. REP. OF	710.052	278.275	-60,81	479.505	226.977	-52,66

TABEL 5. PERKEMBANGAN EKSPOR INDONESIA MENURUT KOMODITI DAN NEGARA TUJUAN

JENIS BARANG	BERAT BERSIH (KG)		PERUB	NILAI FOB (US \$)		PERUB
	JAN-MEI 2007	JAN-MEI 2008	%	JAN-MEI 2007	JAN-MEI 2008	%
	(1)	(2)	(3)	(4)	(5)	(6)
AUSTRIA	1.000	0	-100,00	500	0	-100,00
BELGIUM	329.155	217.048	-34,06	110.200	172.363	56,41
DENMARK	20.000	60.000	200,00	7.000	46.900	570,00
SWEDEN	84.779	20.000	-76,41	67.811	19.500	-71,24
FINLAND	200.300	99.405	-50,37	77.832	78.925	1,40
IRELAND	0	20.000	--	0	17.200	--
ITALY	758.854	572.000	-24,62	500.913	334.180	-33,29
SPAIN	154.000	192.000	24,68	55.396	125.925	127,32
PORTUGAL	22.000	0	-100,00	7.348	0	-100,00
GREECE	9.140	0	-100,00	182.001	0	-100,00
DEMOCRATIC REPUBLIC OF THE CC	40.000	0	-100,00	16.990	0	-100,00
POLAND	0	241.000	--	0	192.385	--
BULGARIA	0	20.000	--	0	9.600	--
KAZAKHSTAN	0	15.960	--	0	16.000	--
LITHUANIA	40.000	20.000	-50,00	13.740	9.085	-33,88
-ORGANIK	1.491.331.230	1.158.579.271	-22,31	969.290.344	882.509.322	-8,95
JAPAN	195.298.543	158.593.504	-18,79	85.261.368	72.135.108	-15,40
HONG KONG	7.326.771	5.075.835	-30,72	11.818.278	8.507.002	-28,02
KOREA, DEMOCRATIC PEOPLE'S RE	0	329.070	--	0	427.677	--
KOREA, REPUBLIC OF	67.560.719	76.766.078	13,63	56.353.931	54.693.387	-2,95
TAIWAN	83.720.895	180.069.678	115,08	72.968.195	31.810.876	-56,40
CHINA	539.871.250	192.082.181	-64,42	214.592.099	177.085.739	-17,48
MACAU	0	31.608	--	0	1.870	--
PAPUA NEW GUINEA	41.069	15.138	-63,14	51.328	29.455	-42,61
THAILAND	130.754.094	107.775.403	-17,57	121.445.871	82.307.104	-32,23
SINGAPORE	62.857.510	46.910.594	-25,37	54.896.046	47.977.845	-12,60
PHILIPPINES	16.666.061	25.288.306	51,74	10.499.139	17.101.372	62,88
MALAYSIA	147.987.600	161.503.967	9,13	89.055.873	113.470.594	27,42
MYANMAR (FORM. BURMA)	550.970	592.982	7,63	419.281	657.020	56,70
CAMBODIA	1.292.929	940.915	-27,23	1.624.858	1.165.930	-28,24
BRUNEI DARUSSALAM	18.266	33.378	82,73	20.248	63.460	213,41
LAO PEOPLE'S DEMOCRATIC REPU	690	0	-100,00	495	0	-100,00
NEPAL	45.000	67.517	50,04	41.900	64.210	53,25
VIET NAM	28.885.807	34.270.327	18,64	27.250.719	35.260.406	29,39
MALDIVES	0	4.967	--	0	5.378	--
INDIA	29.900.472	22.724.587	-24,00	27.768.654	22.009.248	-20,74
PAKISTAN	7.728.512	2.857.471	-63,03	8.377.984	5.116.899	-38,92
BANGLADESH	1.503.139	3.036.093	101,98	1.287.934	3.462.779	168,86
SRI LANKA	1.128.371	1.657.963	46,93	1.160.295	2.235.382	92,66
IRAN (ISLAMIC REPUBLIC OF)	1.475.100	2.357.740	59,84	1.569.663	3.539.378	125,49
SAUDI ARABIA	1.373.375	2.871.941	109,12	2.280.932	4.017.055	76,11
ISRAEL	0	511.409	--	0	820.579	--
KUWAIT	47.077	24.148	-48,71	144.660	119.675	-17,27
JORDAN	608.088	170.873	-71,90	403.793	318.520	-21,12
LEBANON	35.000	0	-100,00	48.024	0	-100,00
OMAN	1.933	2.160	11,74	19.000	18.000	-5,26
SYRIA ARAB REPUBLIC	252.146	465.322	84,54	300.971	362.821	20,55
TURKEY	19.737.957	4.453.890	-77,43	17.555.221	6.734.234	-61,64
UNITED ARAB EMIRATES	298.910	5.028.481	1.582,27	406.002	7.797.856	1.820,64
QATAR	5.237.875	13.123	-99,75	5.661.866	41.571	-99,27
CYPRUS	0	34.999	--	0	53.816	--
EGYPT	876.550	1.285.566	46,66	711.650	1.708.391	140,06
LIBYAN ARAB JAMAHIRIYA	0	3.534	--	0	18.655	--
MOROCCO	260.000	43.200	-83,38	322.100	22.832	-92,91
TUNISIA	0	84.600	--	0	113.132	--
ALGERIA	18.750	123.200	557,07	36.413	138.160	279,42
SUDAN	106.212	98.283	-7,47	68.416	614.050	797,52
TANZANIA, UNITED REPUBLIC OF	410.675	318.300	-22,49	217.859	533.088	144,69
MADAGASCAR	0	48.000	--	0	68.496	--
KENYA	245.316	255.776	4,26	174.903	406.412	132,36
MOZAMBIQUE	0	60.000	--	0	95.400	--
GHANA	331.000	369.960	11,77	214.511	339.974	58,49
LIBERIA	0	23.392	--	0	34.929	--
GUINEA	1	0	-100,00	10	0	-100,00
ANGOLA	0	2.592.000	--	0	1.581.120	--
CAMEROON	21.600	81.600	277,78	10.212	109.024	967,61
NIGERIA	7.539.446	9.103.476	20,74	4.395.983	10.798.177	145,64
SIERRA LEONE	106.142	88.450	-16,67	130.556	109.678	-15,99
COTE D'IVOIRE	126.400	802.650	535,01	61.504	755.666	1.128,65
SENEGAL	2.941	0	-100,00	22.620	0	-100,00
BENIN	14.690	250	-98,30	35.675	975	-97,27
SWAZILAND	700	426	-39,14	48.287	45.365	-6,05
SOUTH AFRICA	1.471.605	1.196.052	-18,72	1.332.291	1.625.877	22,04
ZAMBIA	300.000	0	-100,00	174.900	0	-100,00
MALAWI	142.000	360.000	153,52	83.850	602.420	618,45
MAURITIUS	100.873	63.235	-37,31	125.076	88.813	-28,99
AUSTRALIA	9.244.509	9.465.824	2,39	9.697.720	13.917.560	43,51

TABEL 5. PERKEMBANGAN EKSPOR INDONESIA MENURUT KOMODITI DAN NEGARA TUJUAN

JENIS BARANG	BERAT BERSIH (KG)		PERUB	NILAI FOB (US \$)		PERUB
	JAN-MEI 2007	JAN-MEI 2008	%	JAN-MEI 2007	JAN-MEI 2008	%
	(1)	(2)	(3)	(4)	(5)	(6)
NEW ZEALAND	1.325.365	1.763.361	33,05	1.334.658	2.383.970	78,62
NEW CALEDONIA	1.149	0	-100,00	1.370	0	-100,00
AMERICAN SAMOA	1.060	0	-100,00	1.513	0	-100,00
FIJI	244	0	-100,00	2.436	0	-100,00
SOLOMON ISLANDS	1.693	7.098	319,26	2.148	16.432	664,99
TONGA	0	34	--	0	27	--
EAST TIMOR	50.762	0	-100,00	97.736	0	-100,00
UNITED STATES	21.975.355	17.914.080	-18,48	23.019.506	31.772.830	38,03
CANADA	1.354.045	1.925.675	42,22	1.533.112	2.808.732	83,20
MEXICO	660.491	217.199	-67,12	1.207.121	421.371	-65,09
GUATEMALA	52.499	173.800	231,05	74.003	102.250	38,17
PANAMA	0	22.000	--	0	46.570	--
CHILE	1.270.700	379.999	-70,10	1.185.552	288.870	-75,63
VENEZUELA	367.499	24.000	-93,47	475.491	74.050	-84,43
ARGENTINA	1.008.509	916.213	-9,15	1.046.037	1.242.769	18,81
BRAZIL	2.234.329	1.825.696	-18,29	2.373.219	2.477.057	4,38
COLOMBIA	1.151.268	340.557	-70,42	1.504.150	686.929	-54,33
BOLIVIA	0	20.000	--	0	47.500	--
URUGUAY	70.500	1.500	-97,87	218.296	257.782	18,09
PARAGUAY	60.000	64.800	8,00	35.174	36.271	3,12
ECUADOR	0	18.000	--	0	20.520	--
PERU	548.400	199.900	-63,55	635.906	241.768	-61,98
TRINIDAD AND TOBAGO	0	174	--	0	1.375	--
JAMAICA	12.177	14.837	21,84	10.297	23.902	132,13
PUERTO RICO	500	0	-100,00	26.340	0	-100,00
DOMINICAN REPUBLIC	87.500	18.000	-79,43	107.563	35.608	-66,90
EL SALVADOR	0	21.000	--	0	40.577	--
COSTA RICA	52.506	300	-99,43	71.303	2.103	-97,05
DOMINICA	21.600	21.600	0,00	9.878	11.818	19,64
UNITED KINGDOM	5.012.449	3.792.850	-24,33	5.577.155	6.257.012	12,19
NETHERLANDS	16.075.961	21.114.145	31,34	19.324.167	29.260.946	51,42
FRANCE	1.403.546	1.033.729	-26,35	1.919.487	1.852.815	-3,47
GERMANY, FED. REP. OF	9.324.209	6.921.511	-25,77	13.539.822	12.398.550	-8,43
AUSTRIA	0	332	--	0	16.504	--
BELGIUM	24.128.156	17.228.228	-28,60	30.837.258	27.916.857	-9,47
SWITZERLAND	127.913	143.203	11,95	364.044	380.485	4,52
DENMARK	40.000	685.310	1.613,28	76.314	654.840	758,09
NORWAY	85.317	99.064	16,11	118.138	143.482	21,45
SWEDEN	660.000	632.000	-4,24	905.653	1.002.931	10,74
FINLAND	782.210	1.002.800	28,20	1.086.620	1.330.821	22,47
IRELAND	7.236	133.000	1.738,03	311.801	682.252	118,81
ITALY	12.504.560	2.060.476	-83,52	11.826.895	3.318.142	-71,94
SPAIN	5.436.239	3.816.607	-29,79	6.199.061	5.596.978	-9,71
PORTUGAL	587.687	380.000	-35,34	587.885	543.460	-7,56
GREECE	233.644	345.060	47,69	285.546	462.428	61,95
DEMOCRATIC REPUBLIC OF THE CC	110.400	163.062	47,70	163.920	245.548	49,80
HUNGARY	85.848	29.400	-65,75	197.328	68.062	-65,51
POLAND	1.866.000	2.777.000	48,82	2.247.414	3.782.993	68,33
ROMANIA	70.000	7.096	-89,86	87.149	12.117	-86,10
BULGARIA	207.535	146.360	-29,48	164.000	285.642	74,17
TURKMENISTAN	0	14.000	--	0	59.890	--
UKRAINE	228.750	393.000	71,80	319.658	717.625	124,50
LITHUANIA	155.980	410.980	163,48	217.768	707.544	224,91
LATVIA	52.500	35.000	-33,33	69.841	57.560	-17,58
ESTONIA	78.000	160.396	105,64	48.945	147.749	201,87
CROATIA	3	0	-100,00	6	0	-100,00
SLOVENIA	362.497	659.999	82,07	468.146	963.881	105,89
CZECH REPUBLIC	585.000	143.000	-75,56	663.162	201.001	-69,69
RUSSIA FEDERATION	5.285.900	5.332.418	0,88	5.561.188	7.259.686	30,54
-LAINNYA	570.219.838	97.258.141	-82,94	232.544.372	78.950.326	-66,05
JAPAN	37.205.984	6.032.446	-83,79	20.117.557	5.132.925	-74,49
HONG KONG	132.640	322.133	142,86	226.005	426.337	88,64
KOREA, REPUBLIC OF	64.934.962	28.037.532	-56,82	37.259.988	22.720.839	-39,02
TAIWAN	48.889.882	43.267	-99,91	23.941.256	65.132	-99,73
CHINA	29.286.270	634.211	-97,83	14.350.057	819.873	-94,29
THAILAND	20.925.017	26.253.689	25,47	8.231.079	21.908.482	166,17
SINGAPORE	367.342.555	20.814.456	-94,33	126.775.711	16.395.118	-87,07
PHILIPPINES	460.542	400.618	-13,01	521.283	363.068	-30,35
MALAYSIA	218.007	9.381.173	4.203,15	229.913	6.631.365	2.784,29
MYANMAR (FORM. BURMA)	619.662	0	-100,00	609.403	0	-100,00
CAMBODIA	227	0	-100,00	1.893	0	-100,00
BRUNEI DARUSSALAM	16.541	17.014	2,86	17.041	18.440	8,21
VIET NAM	33.419	17.479	-47,70	48.307	33.967	-29,69
MALDIVES	0	311	--	0	239	--
INDIA	1.298	3.346	157,78	3.210	13.687	326,39
PAKISTAN	131	1.298	890,84	577	5.979	936,22
BANGLADESH	48.000	47.999	0,00	80.900	80.840	-0,07

TABEL 5. PERKEMBANGAN EKSPOR INDONESIA MENURUT KOMODITI DAN NEGARA TUJUAN

JENIS BARANG	BERAT BERSIH (KG)		PERUB	NILAI FOB (US \$)		PERUB
	JAN-MEI 2007	JAN-MEI 2008	%	JAN-MEI 2007	JAN-MEI 2008	%
(1)	(2)	(3)	(4)	(5)	(6)	(7)
SRI LANKA	9.391	5.862	-37,58	24.623	12.628	-48,71
TURKEY	0	2.232	--	0	3.030	--
UNITED ARAB EMIRATES	870	288	-66,90	4.615	1.073	-76,75
SUDAN	369	0	-100,00	850	0	-100,00
AUSTRALIA	1.270	232.427	18.201,34	9.978	311.928	3.026,16
NEW ZEALAND	33.030	2.862	-91,34	37.526	9.646	-74,30
FIJI	0	324	--	0	1.318	--
UNITED STATES	58.366	5.006.729	8.478,16	49.032	3.971.472	7.999,76
CANADA	0	25	--	0	3	--
UNITED KINGDOM	1.400	0	-100,00	3.323	0	-100,00
NETHERLANDS	0	1	--	0	2	--
FRANCE	0	11	--	0	70	--
GERMANY, FED. REP. OF	5	403	7.960,00	245	22.535	9.097,96
ITALY	0	5	--	0	330	--
PUPUK	129.937.082	61.380.512	-52,76	37.755.526	18.899.566	-49,94
JAPAN	15.390.347	16.642.892	8,14	1.920.164	2.384.164	24,16
HONG KONG	180	229	27,22	268	466	73,88
KOREA, REPUBLIC OF	467.491	880.070	88,25	58.234	87.334	49,97
TAIWAN	340.183	432.229	27,06	48.614	87.339	79,66
CHINA	122.498	58.750	-52,04	16.415	19.600	19,40
THAILAND	26.690.550	58	-100,00	8.167.347	40	-100,00
SINGAPORE	248.800	273.000	9,73	40.546	28.635	-29,38
PHILIPPINES	46.280.349	7.822.636	-83,10	13.835.742	2.377.504	-82,82
MALAYSIA	36.735.934	3.261.057	-91,12	12.766.331	857.778	-93,28
MYANMAR (FORM. BURMA)	0	600.000	--	0	320.205	--
BRUNEI DARUSSALAM	0	60.631	--	0	3.028	--
LAO PEOPLE'S DEMOCRATIC REPU	516	0	-100,00	370	0	-100,00
VIET NAM	120.000	1.725.000	1.337,50	13.400	212.975	1.489,37
MALDIVES	176	5.428	2.984,09	232	4.132	1.681,03
INDIA	0	100	--	0	320	--
BANGLADESH	0	3.000.000	--	0	970.500	--
JORDAN	0	66.000	--	0	47.520	--
OMAN	0	66.000	--	0	13.530	--
TURKEY	440.000	0	-100,00	127.600	0	-100,00
UNITED ARAB EMIRATES	0	24.000	--	0	4.920	--
KENYA	490.612	345.000	-29,68	117.240	211.025	79,99
AUSTRALIA	2.017.525	3.689.999	82,90	375.761	1.208.852	221,71
NEW ZEALAND	44.000	396.000	800,00	7.338	70.614	862,31
UNITED STATES	200.375	20.961.252	10.361,01	50.375	9.291.361	18.344,39
BRAZIL	21.546	86.184	300,00	60.329	308.807	411,87
NETHERLANDS	22.000	20.000	-9,09	3.300	10.905	230,45
FRANCE	44.000	66.000	50,00	5.720	8.580	50,00
IRELAND	220.000	110.000	-50,00	33.000	21.450	-35,00
SPAIN	40.000	0	-100,00	107.200	0	-100,00
RUSSIA FEDERATION	0	787.997	--	0	347.982	--
PRODUK PHARMASI	4.510.878	4.715.124	4,53	60.386.307	72.527.712	20,11
JAPAN	54.371	83.684	53,91	3.555.460	5.640.100	58,63
HONG KONG	30.574	55.027	79,98	818.733	988.565	20,74
KOREA, REPUBLIC OF	44.599	63.607	42,62	7.643.600	8.838.147	15,63
TAIWAN	48.564	1.967	-95,95	178.822	105.383	-41,07
CHINA	11.089	36.557	229,67	1.983.705	766.470	-61,36
MONGOLIA	30.416	27.509	-9,56	175.585	267.519	52,36
MACAU	10	1.053	10.430,00	1.622	59.584	3.573,49
PAPUA NEW GUINEA	4.278	4.553	6,43	57.022	14.030	-75,40
THAILAND	220.392	570.245	158,74	7.527.664	6.481.300	-13,90
SINGAPORE	197.116	210.548	6,81	2.093.937	1.951.162	-6,82
PHILIPPINES	441.728	654.398	48,15	5.351.420	7.648.815	42,93
MALAYSIA	565.934	524.339	-7,35	1.485.575	2.950.075	98,58
MYANMAR (FORM. BURMA)	204.168	491.844	140,90	1.139.926	2.172.916	90,62
CAMBODIA	53.360	90.113	68,88	1.011.355	1.419.895	40,40
BRUNEI DARUSSALAM	8.470	21.927	158,88	37.400	54.340	45,29
LAO PEOPLE'S DEMOCRATIC REPU	592	0	-100,00	30.000	0	-100,00
NEPAL	1.041	3.355	222,29	142.811	461.052	222,84
VIET NAM	89.735	112.519	25,39	3.183.885	3.859.562	21,22
MALDIVES	30	0	-100,00	3.060	0	-100,00
INDIA	4.643	4.014	-13,55	6.265.388	8.469.670	35,18
PAKISTAN	94.692	71.959	-24,01	311.416	308.151	-1,05
BANGLADESH	3.852	40.115	941,41	194.771	25.364	-86,98
SRI LANKA	1.225.339	248.739	-79,70	2.289.608	1.857.840	-18,86
AFGHANISTAN	5.975	40.010	569,62	176.693	197.535	11,80
SAUDI ARABIA	16.336	697	-95,73	14.784	1.170	-92,09
JORDAN	1.548	8.752	465,37	285.391	49.674	-82,59
LEBANON	6.525	140	-97,85	43.327	8.050	-81,42
YEMEN	19.551	1.485	-92,40	345.263	76.985	-77,70
TURKEY	1.606	0	-100,00	345.000	0	-100,00
UNITED ARAB EMIRATES	4.668	9.386	101,07	45.167	85.415	89,11

TABEL 5. PERKEMBANGAN EKSPOR INDONESIA MENURUT KOMODITI DAN NEGARA TUJUAN

JENIS BARANG	BERAT BERSIH (KG)		PERUB	NILAI FOB (US \$)		PERUB
	JAN-MEI 2007	JAN-MEI 2008	%	JAN-MEI 2007	JAN-MEI 2008	%
	(1)	(2)	(3)	(4)	(5)	(6)
BAHRAIN	0	605	--	0	12.192	--
EGYPT	11	5	-54,55	90	4	-95,56
LIBYAN ARAB JAMAHIRIYA	147	6.388	4.245,58	22.800	22.139	-2,90
MOROCCO	1.480	0	-100,00	149.680	0	-100,00
ALGERIA	1.622	1.746	7,64	366.150	461.500	26,04
SUDAN	1	0	-100,00	9	0	-100,00
ERITREA	296	0	-100,00	15.000	0	-100,00
ETHIOPIA	29	7.287	25.027,59	1.024	379.071	36.918,65
TANZANIA, UNITED REPUBLIC OF	0	5.517	--	0	5.257	--
KENYA	1.094	2.279	108,32	89.364	129.020	44,38
EQUATORIAL GUINEA	0	14.436	--	0	166.056	--
TOGO	61.262	62.212	1,55	694.699	427.460	-38,47
GHANA	89.713	6.669	-92,57	1.025.428	97.451	-90,50
LIBERIA	1.169	602	-48,50	82.650	31.339	-62,08
CAMEROON	1.127	2.683	138,07	57.105	445.000	679,27
NIGERIA	636.184	539.208	-15,24	6.525.479	5.683.968	-12,90
GABON	6.089	12.380	103,32	69.850	136.741	95,76
COTE D'IVOIRE	15.180	1.020	-93,28	212.361	26.313	-87,61
SENEGAL	0	385	--	0	20.020	--
MAURITANIA	284	229	-19,37	29.376	24.102	-17,95
MALI	0	1.924	--	0	100.100	--
BENIN	7.498	37.583	401,24	38.958	295.980	659,74
GUINEA BISSAU	126	0	-100,00	8.793	0	-100,00
SEYCHELLES	0	526	--	0	1.044	--
UGANDA	0	2.008	--	0	104.489	--
CENTRAL AFRICAN REPUBLIC	104	296	184,62	8.370	15.400	83,99
NIGER	0	2.763	--	0	220.277	--
CHAD	96	13.748	14.220,83	9.945	10.275	3,32
SOUTH AFRICA	11.149	6.495	-41,74	322.840	65.286	-79,78
ZIMBABWE	1.939	2.847	46,83	200.889	162.691	-19,01
ZAMBIA	567	1.164	105,29	28.725	60.561	110,83
MALAWI	0	7.431	--	0	480.172	--
BURUNDI	0	840	--	0	48.300	--
MAURITIUS	300	1.257	319,00	473	19.276	3.975,26
AUSTRALIA	18.065	213.596	1.082,37	1.899.013	4.309.858	126,95
NEW ZEALAND	0	59.265	--	0	611.130	--
AMERICAN SAMOA	4.604	0	-100,00	6.569	0	-100,00
COOK ISLANDS	0	7.003	--	0	8.227	--
FIJI	1.097	168	-84,69	7.242	2.280	-68,52
EAST TIMOR	0	27.756	--	0	122.236	--
UNITED STATES	170.569	157.635	-7,58	137.504	96.179	-30,05
CANADA	49.398	7.502	-84,81	42.976	20.000	-53,46
MEXICO	88	935	962,50	315.000	283.136	-10,12
PANAMA	552	0	-100,00	38.714	0	-100,00
SURINAME	3.204	608	-81,02	28.018	1.034	-96,31
URUGUAY	500	0	-100,00	128.250	0	-100,00
ECUADOR	7.284	17.013	133,57	93.514	353.365	277,87
BARBADOS	0	98	--	0	133	--
UNITED KINGDOM	8.993	10.761	19,66	277.795	270.240	-2,72
NETHERLANDS	7.270	7.907	8,76	346.578	126.210	-63,58
FRANCE	2.381	31.898	1.239,69	56.000	365.252	552,24
GERMANY, FED. REP. OF	1.673	16.478	884,94	57.570	514.308	793,36
AUSTRIA	8	2.657	33.112,50	210	85.890	40.800,00
BELGIUM	3.858	1.769	-54,15	27.480	17.258	-37,20
SWITZERLAND	1	4.080	407.900,00	120	12.771	10.542,50
DENMARK	0	106	--	0	18.963	--
NORWAY	269	211	-21,56	10.896	14.443	32,55
SWEDEN	227	356	56,83	6.708	14.414	114,88
FINLAND	106	12	-88,68	6.895	10	-99,85
ITALY	284	0	-100,00	84.590	0	-100,00
SPAIN	137	6	-95,62	20	1	-95,00
PORTUGAL	0	1.752	--	0	1.882	--
DEMOCRATIC REPUBLIC OF THE CC	0	1.073	--	0	178.000	--
POLAND	0	18.192	--	0	290.068	--
ROMANIA	266	2.647	895,11	21.077	262.486	1.145,37
TAJKISTAN	0	180	--	0	8.701	--
TURKMENISTAN	249	0	-100,00	25.704	0	-100,00
UZBEKISTAN	1.126	2.175	93,16	69.416	117.984	69,97
RUSSIA FEDERATION	0	210	--	0	11.000	--
KULIT DAN BARANG DARI KULIT	5.174.076	5.175.003	0,02	92.539.493	103.442.313	11,78
JAPAN	63.874	101.119	58,31	2.158.970	2.327.380	7,80
HONG KONG	817.083	1.014.908	24,21	13.304.803	18.823.658	41,48
KOREA, REPUBLIC OF	229.647	149.392	-34,95	1.415.160	1.624.951	14,82
TAIWAN	170.473	38.093	-77,65	2.644.647	779.785	-70,51
CHINA	587.386	1.217.913	107,34	13.009.239	22.834.626	75,53
MACAU	1.617	1.439	-11,01	62.307	58.261	-6,49
PAPUA NEW GUINEA	0	120	--	0	449	--

TABEL 5. PERKEMBANGAN EKSPOR INDONESIA MENURUT KOMODITI DAN NEGARA TUJUAN

JENIS BARANG	BERAT BERSIH (KG)		PERUB	NILAI FOB (US \$)		PERUB
	JAN-MEI 2007	JAN-MEI 2008	%	JAN-MEI 2007	JAN-MEI 2008	%
	(1)	(2)	(3)	(4)	(5)	(6)
THAILAND	319.260	185.692	-41,84	6.450.770	3.769.189	-41,57
SINGAPORE	237.343	289.983	22,18	6.870.697	6.934.278	0,93
PHILIPPINES	10.213	7.317	-28,36	94.144	145.295	54,33
MALAYSIA	730.273	426.598	-41,58	12.113.444	7.792.802	-35,67
MYANMAR (FORM. BURMA)	0	173	--	0	375	--
CAMBODIA	9.808	0	-100,00	221.143	0	-100,00
BRUNEI DARUSSALAM	1.699	434	-74,46	451	863	91,35
NEPAL	0	27	--	0	2.940	--
VIET NAM	138.710	248.689	79,29	2.995.254	5.205.523	73,79
MALDIVES	1.282	656	-48,83	7.846	6.548	-16,54
INDIA	345.183	303.683	-12,02	6.822.848	4.326.172	-36,59
PAKISTAN	0	2.518	--	0	46.437	--
BANGLADESH	63.245	0	-100,00	1.081.280	0	-100,00
SRI LANKA	3.366	12.715	277,75	123.747	79.323	-35,90
IRAN (ISLAMIC REPUBLIC OF)	9.033	13.540	49,89	28.957	37.173	28,37
SAUDI ARABIA	7	740	10.471,43	83	21.076	25.292,77
ISRAEL	0	308	--	0	960	--
LEBANON	13	0	-100,00	1.379	0	-100,00
SYRIA ARAB REPUBLIC	0	106	--	0	600	--
TURKEY	1.970	0	-100,00	8.588	0	-100,00
UNITED ARAB EMIRATES	16.080	3.320	-79,35	140.502	13.015	-90,74
CYPRUS	6	233	3.783,33	32	1.354	4.131,25
EGYPT	0	916	--	0	3.951	--
MOROCCO	0	107	--	0	642	--
TUNISIA	1.272	0	-100,00	2.340	0	-100,00
TANZANIA, UNITED REPUBLIC OF	0	8	--	0	13	--
KENYA	1.340	0	-100,00	3.310	0	-100,00
REUNION	0	239	--	0	1.515	--
CAMEROON	0	1.561	--	0	3.371	--
SENEGAL	33	0	-100,00	242	0	-100,00
SEYCHELLES	3	67	2.133,33	112	105	-6,25
UGANDA	1	0	-100,00	2	0	-100,00
SOUTH AFRICA	369	1.334	261,52	2.097	2.419	15,36
MAURITIUS	41	913	2.126,83	430	2.649	516,05
VIRGIN ISLANDS (BRITISH)	0	34	--	0	214	--
AUSTRALIA	195.931	19.042	-90,28	475.578	372.034	-21,77
NEW ZEALAND	755	2.582	241,99	17.467	36.310	107,88
GUAM	10	135	1.250,00	250	642	156,80
NEW CALEDONIA	313	430	37,38	1.202	1.673	39,18
AMERICAN SAMOA	5.498	612	-88,87	7.796	4.117	-47,19
COOK ISLANDS	25	0	-100,00	298	0	-100,00
FIJI	1.697	47	-97,23	5.316	90	-98,31
UNITED STATES	251.504	268.556	6,78	8.272.673	9.872.312	19,34
CANADA	4.100	1.736	-57,66	81.309	10.609	-86,95
MEXICO	4.837	2.363	-51,15	198.155	83.484	-57,87
PANAMA	0	159	--	0	299	--
CHILE	0	2	--	0	3	--
VENEZUELA	588	0	-100,00	10.187	0	-100,00
ARGENTINA	0	101	--	0	247	--
BRAZIL	5.245	0	-100,00	15.461	0	-100,00
URUGUAY	12	0	-100,00	49	0	-100,00
JAMAICA	227	0	-100,00	538	0	-100,00
PUERTO RICO	598	41	-93,14	6.284	288	-95,42
BELIZE	0	1.062	--	0	2.677	--
DOMINICAN REPUBLIC	1.247	1.517	21,65	2.104	2.422	15,11
COSTA RICA	76	119	56,58	65	300	361,54
BERMUDA	0	166	--	0	790	--
FRENCH POLYNESIA	1.421	322	-77,34	2.288	592	-74,13
MARTINIQUE	12	175	1.358,33	258	1.634	533,33
NETHERLANDS ANTILLES	12	1.667	13.791,67	769	2.106	173,86
SAINT LUCIA	31	0	-100,00	1.099	0	-100,00
GUADELOUPE	460	0	-100,00	2.310	0	-100,00
UNITED KINGDOM	10.277	15.621	52,00	341.289	367.389	7,65
NETHERLANDS	97.962	43.346	-55,75	1.292.654	479.007	-62,94
FRANCE	16.477	23.686	43,75	193.269	501.633	159,55
GERMANY, FED. REP. OF	113.798	86.766	-23,75	2.350.385	3.117.693	32,65
AUSTRIA	37	675	1.724,32	122	13.046	10.593,44
BELGIUM	681	3.858	466,52	3.036	5.065	66,83
SWITZERLAND	4.547	582	-87,20	57.077	17.788	-68,84
DENMARK	4.166	1.044	-74,94	16.247	21.255	30,82
NORWAY	140	1.101	686,43	2.133	17.398	715,66
SWEDEN	2.065	4.173	102,08	41.456	146.603	253,64
FINLAND	97	77	-20,62	616	865	40,42
IRELAND	1.967	0	-100,00	19.335	0	-100,00
ITALY	236.067	368.809	56,23	5.469.528	10.473.941	91,50
SPAIN	438.194	283.087	-35,40	3.947.624	2.799.640	-29,08
PORTUGAL	2.817	843	-70,07	59.990	27.242	-54,59
GREECE	5.656	6.135	8,47	13.249	19.543	47,51

TABEL 5. PERKEMBANGAN EKSPOR INDONESIA MENURUT KOMODITI DAN NEGARA TUJUAN

JENIS BARANG	BERAT BERSIH (KG)		PERUB	NILAI FOB (US \$)		PERUB
	JAN-MEI 2007	JAN-MEI 2008	%	JAN-MEI 2007	JAN-MEI 2008	%
	(1)	(2)	(3)	(4)	(5)	(6)
HUNGARY	493	645	30,83	1.467	2.890	97,00
POLAND	2.793	4.093	46,54	61.833	168.049	171,78
BULGARIA	0	2.464	--	0	3.638	--
CROATIA	440	271	-38,41	481	1.253	160,50
MALTA	0	935	--	0	2.536	--
SLOVAKIA	94	266	182,98	812	12.560	1.446,80
CZECH REPUBLIC	79	784	892,41	610	2.611	328,03
RUSSIA FEDERATION	0	13	--	0	127	--
KACA DAN BARANG DARI KACA	317.049.657	341.182.078	7,61	181.503.200	189.899.707	4,63
JAPAN	49.699.701	44.015.112	-11,44	40.695.612	35.260.889	-13,35
HONG KONG	1.104.975	573.704	-48,08	1.665.248	1.289.627	-22,56
KOREA, DEMOCRATIC PEOPLE'S RE	17.379	0	-100,00	9.056	0	-100,00
KOREA, REPUBLIC OF	10.101.342	23.589.039	133,52	4.336.407	8.868.288	104,51
TAIWAN	5.179.139	3.894.691	-24,80	2.167.739	1.907.853	-11,99
CHINA	9.638.981	5.230.956	-45,73	7.068.668	4.723.651	-33,17
MONGOLIA	0	7.731	--	0	6.750	--
PAPUA NEW GUINEA	204.734	1.183.568	478,10	128.160	680.005	430,59
THAILAND	15.782.240	19.014.906	20,48	6.733.892	7.870.454	16,88
SINGAPORE	4.705.914	7.923.777	68,38	3.389.749	4.353.784	28,44
PHILIPPINES	14.561.972	19.931.441	36,87	6.453.894	8.794.678	36,27
MALAYSIA	32.071.749	30.868.874	-3,75	10.782.993	13.140.637	21,86
MYANMAR (FORM. BURMA)	4.916.701	1.008.964	-79,48	1.525.878	458.563	-69,95
CAMBODIA	327.742	2.870.537	775,85	131.378	561.378	327,30
BRUNEI DARUSSALAM	276.724	178.134	-35,63	139.612	96.089	-31,17
NEPAL	41.270	19.097	-53,73	5.567	16.513	196,62
VIET NAM	6.325.609	10.153.852	60,52	3.589.024	7.243.704	101,83
MALDIVES	12.992	370.529	2.751,98	36.791	204.634	456,21
INDIA	14.899.124	21.343.637	43,25	6.234.055	10.407.408	66,94
PAKISTAN	4.634.507	4.918.460	6,13	3.007.547	3.815.657	26,87
BANGLADESH	2.290.288	2.328.638	1,67	774.165	1.191.034	53,85
SRI LANKA	1.041.472	1.447.362	38,97	542.647	526.920	-2,90
AFGHANISTAN	374.114	276.004	-26,22	283.967	182.430	-35,76
IRAQ	120.635	0	-100,00	60.672	0	-100,00
IRAN (ISLAMIC REPUBLIC OF)	547.061	626.452	14,51	696.301	529.272	-23,99
SAUDI ARABIA	2.571.467	2.547.539	-0,93	1.322.087	1.603.616	21,29
ISRAEL	0	243.916	--	0	154.253	--
KUWAIT	889.705	713.455	-19,81	315.795	300.486	-4,85
JORDAN	573.957	932.580	62,48	457.965	716.851	56,53
LEBANON	325.374	1.497.453	360,23	170.106	597.188	251,07
YEMEN	530.302	360.388	-32,04	257.917	244.870	-5,06
OMAN	38.817	128.252	230,40	20.893	80.950	287,45
SYRIA ARAB REPUBLIC	1.144.993	1.313.480	14,72	1.228.986	1.526.079	24,17
TURKEY	10.632.272	8.053.832	-24,25	4.712.185	4.955.587	5,17
UNITED ARAB EMIRATES	6.661.088	4.987.470	-25,13	3.884.650	3.288.088	-15,36
QATAR	101.149	223.629	121,09	78.986	194.857	146,70
BAHRAIN	114.333	55.831	-51,17	41.533	17.910	-56,88
CYPRUS	137.148	56.716	-58,65	57.366	46.497	-18,95
EGYPT	3.235.440	6.017.665	85,99	1.627.549	3.778.269	132,14
LIBYAN ARAB JAMAHIRIYA	92.162	0	-100,00	39.699	0	-100,00
MOROCCO	1.630.526	176.936	-89,15	574.280	138.456	-75,89
TUNISIA	357.115	69.662	-80,49	228.063	39.568	-82,65
ALGERIA	1.766.758	1.703.807	-3,56	884.204	903.473	2,18
SUDAN	810.601	262.919	-67,56	332.049	118.892	-64,19
NAMIBIA	15.922	189	-98,81	13.423	1.684	-87,45
ETHIOPIA	141.809	113	-99,92	72.310	195	-99,73
TANZANIA, UNITED REPUBLIC OF	67.780	43.896	-35,24	31.567	15.346	-51,39
MADAGASCAR	101.380	878.456	766,50	42.676	292.230	584,76
KENYA	3.047.204	3.155.436	3,55	738.945	895.711	21,21
REUNION	283.092	21.242	-92,50	140.196	31.656	-77,42
MOZAMBIQUE	2.049.710	43.629	-97,87	459.103	25.485	-94,45
TOGO	79.293	69.434	-12,43	31.336	69.800	122,75
GHANA	161.753	697.537	331,24	76.536	286.196	273,94
ANGOLA	588.537	522.998	-11,14	196.546	177.179	-9,85
CONGO	13.752	0	-100,00	3.342	0	-100,00
CAMEROON	183.201	161.002	-12,12	48.167	34.102	-29,20
NIGERIA	191.396	2.065.226	979,03	86.841	930.378	971,36
SIERRA LEONE	0	15	--	0	13	--
GABON	82.972	623	-99,25	29.459	1.058	-96,41
COTE D'IVOIRE	132.862	365.233	174,90	42.775	142.967	234,23
SENEGAL	293.054	192.341	-34,37	233.623	176.834	-24,31
BENIN	23.930	59.593	149,03	6.606	17.632	166,91
BURKINA FASO	24.351	0	-100,00	9.094	0	-100,00
GAMBIA	59.470	0	-100,00	21.665	0	-100,00
U.S. VIRGIN ISLANDS	56	1.695	2.926,79	214	8.203	3.733,18
SEYCHELLES	319	22.572	6.975,86	2.110	22.970	988,63
UGANDA	102.868	20.372	-80,20	44.689	14.639	-67,24
DJIBOUTI	82.678	166.211	101,03	33.771	54.824	62,34

TABEL 5. PERKEMBANGAN EKSPOR INDONESIA MENURUT KOMODITI DAN NEGARA TUJUAN

JENIS BARANG	BERAT BERSIH (KG)		PERUB	NILAI FOB (US \$)		PERUB
	JAN-MEI 2007	JAN-MEI 2008	%	JAN-MEI 2007	JAN-MEI 2008	%
	(1)	(2)	(3)	(4)	(5)	(6)
SAO TOME AND PRINCIPE	6.631	0	-100,00	8.280	0	-100,00
SOUTH AFRICA	7.690.474	5.969.727	-22,38	3.167.596	2.939.977	-7,19
ZIMBABWE	92.567	112.359	21,38	63.238	71.602	13,23
ZAMBIA	8.854	0	-100,00	6.176	0	-100,00
BURUNDI	0	19.473	--	0	6.735	--
MAURITIUS	789.066	208.968	-73,52	255.652	125.294	-50,99
RWANDA	0	19.473	--	0	6.696	--
VIRGIN ISLANDS (BRITISH)	311	40.561	12.942,12	1.643	18.093	1.001,22
AUSTRALIA	21.819.335	29.388.867	34,69	10.999.241	15.974.577	45,23
NEW ZEALAND	20.024.070	11.398.690	-43,08	6.236.472	4.140.440	-33,61
GUAM	665	930	39,85	2.288	3.156	37,94
PALAU	0	264	--	0	754	--
NEW CALEDONIA	112.445	145.783	29,65	79.315	98.213	23,83
NORTHERN MARIANA ISLANDS	2	0	-100,00	21	0	-100,00
SAINT VINCENT AND THE GRENADII	56	267	376,79	115	263	128,70
VANUATU	20.217	1.038	-94,87	18.038	1.278	-92,91
WALLIS AND FUTUNA ISLANDS	0	97	--	0	156	--
COOK ISLANDS	1.346	390	-71,03	2.279	3.938	72,80
FIJI	96.995	33.180	-65,79	49.712	57.122	14,91
SAMOA	36.269	320.502	783,68	27.695	139.793	404,76
SOLOMON ISLANDS	0	15.105	--	0	3.176	--
TONGA	0	802	--	0	1.001	--
EAST TIMOR	36.283	169.703	367,72	22.857	123.846	441,83
UNITED STATES	15.363.919	7.364.596	-52,07	12.244.723	6.252.858	-48,93
CANADA	1.875.435	606.237	-67,67	879.418	556.489	-36,72
MEXICO	2.055.731	1.829.154	-11,02	1.027.551	947.915	-7,75
GUATEMALA	364.183	339.826	-6,69	178.967	275.844	54,13
HONDURAS	102.540	40	-99,96	33.686	26	-99,92
NICARAGUA	20.167	29.772	47,63	9.031	20.200	123,67
PANAMA	1.328.467	1.271.765	-4,27	711.543	887.731	24,76
CUBA	251	21.667	8.532,27	1.853	14.073	659,47
SURINAME	45.991	122.917	167,26	13.157	79.759	506,21
CHILE	1.601.531	399.084	-75,08	870.854	277.693	-68,11
VENEZUELA	80.979	225	-99,72	68.734	1.360	-98,02
ARGENTINA	314.231	214.133	-31,85	192.932	140.416	-27,22
BRAZIL	865.198	1.833.351	111,90	388.164	814.242	109,77
COLOMBIA	173.750	597.001	243,60	120.317	477.448	296,83
BOLIVIA	516	0	-100,00	844	0	-100,00
URUGUAY	86.657	21.503	-75,19	45.120	14.803	-67,19
ECUADOR	485.829	901.085	85,47	177.740	436.499	145,58
PERU	650.268	214.632	-66,99	297.122	119.199	-59,88
GUYANA	0	5.679	--	0	5.083	--
TRINIDAD AND TOBAGO	792.505	282.193	-64,39	271.765	116.141	-57,26
BAHAMAS	1.045	232	-77,80	1.174	264	-77,51
JAMAICA	549.755	105.244	-80,86	204.207	35.022	-82,85
PUERTO RICO	655.220	478.377	-26,99	418.098	291.668	-30,24
DOMINICAN REPUBLIC	293.007	601.016	105,12	146.000	317.567	117,51
EL SALVADOR	363.232	68.739	-81,08	126.939	23.036	-81,85
COSTA RICA	79.222	91.557	15,57	36.337	50.624	39,32
HAITI	19.594	36.603	86,81	6.530	17.261	164,33
BARBADOS	21.562	41.491	92,43	14.667	28.396	93,60
ANTIGUA AND BARBUDA	715	0	-100,00	1.500	0	-100,00
ANGUILLA	20.804	0	-100,00	14.646	0	-100,00
ARUBA	20.940	41.914	100,16	6.288	23.494	273,63
BERMUDA	82	1.261	1.437,80	522	8.904	1.605,75
CAYMAN ISLANDS	178	284	59,55	48	74	54,17
DOMINICA	14.710	37.062	151,95	9.267	12.261	32,31
FRENCH GUIANA	914	822	-10,07	1.936	2.968	53,31
FRENCH POLYNESIA	5.522	4.074	-26,22	10.076	8.819	-12,48
GRENADA	37.626	22.529	-40,12	15.625	6.947	-55,54
MARTINIQUE	1.494	407	-72,76	11.279	1.510	-86,61
NETHERLANDS ANTILLES	24.370	3.526	-85,53	18.013	5.445	-69,77
SAINT LUCIA	64.950	225	-99,65	24.750	771	-96,88
TURKS AND CAICOS ISLANDS	0	328	--	0	703	--
GUADELOUPE	1.269	2.115	66,67	3.191	5.161	61,74
SAINT KITTS AND NEVIS	0	173	--	0	259	--
UNITED KINGDOM	1.588.665	1.408.776	-11,32	1.929.344	2.089.740	8,31
NETHERLANDS	610.614	594.664	-2,61	715.918	780.232	8,98
FRANCE	6.746.738	484.701	-92,82	12.434.360	935.822	-92,47
GERMANY, FED. REP. OF	985.501	1.162.022	17,91	1.200.934	1.571.662	30,87
AUSTRIA	4.256	3.282	-22,89	26.588	38.228	43,78
BELGIUM	180.516	63.160	-65,01	300.196	157.863	-47,41
SWITZERLAND	25.332	27.026	6,69	89.702	137.405	53,18
DENMARK	192.831	43.822	-77,27	83.232	26.877	-67,71
NORWAY	8.495	48.300	468,57	9.139	32.999	261,08
SWEDEN	67.210	67.270	0,09	62.186	77.782	25,08
FINLAND	259.650	66.589	-74,35	189.757	75.426	-60,25
IRELAND	445.236	288.733	-35,15	381.351	247.033	-35,22

TABEL 5. PERKEMBANGAN EKSPOR INDONESIA MENURUT KOMODITI DAN NEGARA TUJUAN

JENIS BARANG	BERAT BERSIH (KG)		PERUB	NILAI FOB (US \$)		PERUB
	JAN-MEI 2007	JAN-MEI 2008	%	JAN-MEI 2007	JAN-MEI 2008	%
	(1)	(2)	(3)	(4)	(5)	(6)
ITALY	448.299	471.565	5,19	593.296	780.432	31,54
SPAIN	1.150.909	23.946.672	1.980,67	918.900	7.235.434	687,40
PORTUGAL	884.864	1.022.501	15,55	304.046	430.358	41,54
ICELAND	280	0	-100,00	1.034	0	-100,00
GREECE	1.804.321	1.070.854	-40,65	607.770	430.561	-29,16
DEMOCRATIC REPUBLIC OF THE CC	63	0	-100,00	565	0	-100,00
HUNGARY	9.576	11.558	20,70	10.315	9.453	-8,36
POLAND	2.199.207	1.955.188	-11,10	1.300.047	1.316.135	1,24
ROMANIA	81.327	264.906	225,73	65.963	188.646	185,99
BULGARIA	81.995	125.975	53,64	31.364	75.467	140,62
YUGOSLAVIA	22.517	131	-99,42	9.203	176	-98,09
ALBANIA	32.129	0	-100,00	18.113	0	-100,00
KAZAKHSTAN	44.373	165.803	273,66	57.205	239.365	318,43
UKRAINE	179.042	762.207	325,71	263.106	1.044.857	297,12
LITHUANIA	231.903	65.044	-71,95	92.302	85.306	-7,58
ESTONIA	793	1.121	41,36	924	4.636	401,73
CROATIA	190.367	517.137	171,65	131.697	304.872	131,50
BOSNIA AND HERZEGOVINA	234.070	371.449	58,69	150.665	229.213	52,13
MALTA	3.805	14.799	288,94	6.216	14.970	140,83
SLOVAKIA	2	766	38.200,00	114	1.601	1.304,39
SLOVENIA	25.056	966	-96,14	13.162	1.515	-88,49
CZECH REPUBLIC	414.296	185.427	-55,24	239.325	142.328	-40,53
RUSSIA FEDERATION	558.513	921.838	65,05	661.600	1.163.060	75,80
KERTAS DAN BARANG DARI KERTAS	1.652.741.231	1.756.571.376	6,28	1.305.360.550	1.606.940.004	23,10
JAPAN	120.067.025	147.366.752	22,74	108.145.385	151.515.352	40,10
HONG KONG	49.422.582	44.660.660	-9,64	38.633.146	37.214.198	-3,67
KOREA, REPUBLIC OF	37.705.970	34.101.650	-9,56	29.540.176	30.363.825	2,79
TAIWAN	51.637.524	57.878.631	12,09	32.200.352	43.631.330	35,50
CHINA	122.426.189	126.293.059	3,16	86.638.984	100.315.379	15,79
MONGOLIA	81	7.393	9.027,16	550	14.400	2.518,18
MACAU	0	977	--	0	163	--
PAPUA NEW GUINEA	861.048	1.745.850	102,76	789.086	2.118.350	168,46
THAILAND	47.609.592	44.918.649	-5,65	37.661.771	44.233.015	17,45
SINGAPORE	77.668.832	82.401.474	6,09	53.493.369	61.762.530	15,46
PHILIPPINES	31.352.891	37.668.563	20,14	25.445.637	37.137.723	45,95
MALAYSIA	150.485.480	152.806.657	1,54	105.425.629	135.373.805	28,41
MYANMAR (FORM. BURMA)	15.446.902	17.831.949	15,44	9.543.850	12.843.436	34,57
CAMBODIA	5.179.377	4.331.088	-16,38	4.012.652	4.140.113	3,18
BRUNEI DARUSSALAM	744.546	445.149	-40,21	759.286	508.954	-32,97
LAO PEOPLE'S DEMOCRATIC REPUBLIC	15	16.695	111.200,00	80	10.672	13.240,00
NEPAL	186.314	60.661	-67,44	1.214.758	352.296	-71,00
VIET NAM	76.491.751	94.930.236	24,11	52.070.907	79.671.059	53,00
MALDIVES	383.659	518.419	35,12	538.330	608.505	13,04
INDIA	34.346.061	38.487.846	12,06	21.219.896	29.790.407	40,39
PAKISTAN	29.478.589	29.136.832	-1,16	22.062.103	27.590.897	25,06
BANGLADESH	10.694.757	14.600.020	36,52	7.810.526	13.072.174	67,37
SRI LANKA	25.638.615	26.774.869	4,43	17.301.996	19.497.303	12,69
AFGHANISTAN	274.082	231.764	-15,44	566.101	405.553	-28,36
IRAQ	22.680	24.140	6,44	34.860	36.627	5,07
IRAN (ISLAMIC REPUBLIC OF)	73.791.462	65.124.568	-11,75	56.335.977	57.147.540	1,44
SAUDI ARABIA	48.790.839	59.318.543	21,58	35.603.839	55.981.268	57,23
ISRAEL	0	667.085	--	0	595.647	--
KUWAIT	6.492.283	7.245.116	11,60	5.457.860	7.499.448	37,41
JORDAN	14.238.309	14.545.030	2,15	11.312.714	14.326.633	26,64
LEBANON	2.400.957	3.966.252	65,19	2.175.456	4.433.714	103,81
YEMEN	9.040.822	11.686.837	29,27	6.742.544	11.053.634	63,94
OMAN	4.135.820	4.346.914	5,10	3.621.096	4.410.982	21,81
SYRIA ARAB REPUBLIC	13.405.853	8.409.575	-37,27	10.954.587	8.045.421	-26,56
TURKEY	32.117.912	24.165.620	-24,76	25.194.676	21.918.340	-13,00
UNITED ARAB EMIRATES	43.058.808	50.720.802	17,79	37.615.416	50.827.015	35,12
QATAR	2.831.805	3.588.495	26,72	2.655.601	4.169.205	57,00
BAHRAIN	3.054.164	3.599.378	17,85	2.804.481	3.844.737	37,09
CYPRUS	2.244.225	1.583.109	-29,46	1.995.331	1.638.616	-17,88
EGYPT	20.105.059	20.647.289	2,70	16.268.931	19.540.134	20,11
LIBYAN ARAB JAMAHIRIYA	941.655	3.673.793	290,14	777.781	3.532.909	354,23
MOROCCO	573.175	314.023	-45,21	536.403	449.994	-16,11
TUNISIA	40.068	451.225	1.026,15	32.856	428.781	1.205,03
ALGERIA	475.496	20.000	-95,79	385.152	15.200	-96,05
SUDAN	12.138.848	13.677.273	12,67	9.434.757	13.642.797	44,60
ERITREA	0	49.575	--	0	48.583	--
NAMIBIA	0	48	--	0	169	--
ETHIOPIA	224.246	162.918	-27,35	125.687	193.268	53,77
TANZANIA, UNITED REPUBLIC OF	1.922.377	673.559	-64,96	1.311.629	626.087	-52,27
MADAGASCAR	1.618.698	2.306.965	42,52	1.489.372	2.613.297	75,46
SOMALIA	285.002	126.530	-55,60	3.637.196	384.667	-89,42
KENYA	3.692.433	4.001.324	8,37	2.890.900	3.681.634	27,35
REUNION	1.066.310	5.123.758	380,51	1.002.541	4.382.677	337,16

TABEL 5. PERKEMBANGAN EKSPOR INDONESIA MENURUT KOMODITI DAN NEGARA TUJUAN

JENIS BARANG	BERAT BERSIH (KG)		PERUB	NILAI FOB (US \$)		PERUB
	JAN-MEI 2007	JAN-MEI 2008	%	JAN-MEI 2007	JAN-MEI 2008	%
	(1)	(2)	(3)	(4)	(5)	(6)
MOZAMBIQUE	889.123	774.309	-12,91	693.470	781.623	12,71
EQUATORIAL GUINEA	29.878	56.573	89,35	33.665	54.434	61,69
TOGO	3.397.205	5.061.122	48,98	2.957.756	5.569.621	88,31
GHANA	4.875.020	7.928.882	62,64	3.689.016	7.177.955	94,58
LIBERIA	176.464	294.803	67,06	175.031	290.010	65,69
GUINEA	1.205.880	1.522.490	26,26	975.786	1.551.019	58,95
ANGOLA	636.077	866.299	36,19	499.236	866.881	73,64
CONGO	931.164	2.028.356	117,83	884.248	2.134.439	141,38
CAMEROON	1.162.740	2.825.170	142,98	1.235.820	3.150.397	154,92
NIGERIA	21.205.598	42.046.348	98,28	16.558.338	37.361.259	125,63
SIERRA LEONE	594.635	559.008	-5,99	536.883	612.833	14,15
GABON	367.790	246.904	-32,87	387.004	307.521	-20,54
COTE D'IVOIRE	1.090.209	822.169	-24,59	848.358	771.804	-9,02
SENEGAL	507.685	1.744.629	243,64	455.954	1.722.620	277,81
MAURITANIA	385.147	884.097	129,55	382.647	971.212	153,81
MALI	19.789	54.859	177,22	17.295	47.686	175,72
BENIN	1.071.933	1.897.466	77,01	1.011.059	1.913.116	89,22
BURKINA FASO	10.023	6.453	-35,62	6.571	9.032	37,45
GAMBIA	40.272	102.471	154,45	41.532	97.822	135,53
U.S. VIRGIN ISLANDS	1	34	3.300,00	20	20	0,00
SEYCHELLES	21.025	38.575	83,47	24.229	47.299	95,22
UGANDA	179.926	275.161	52,93	185.918	334.801	80,08
CENTRAL AFRICAN REPUBLIC	195.961	0	-100,00	206.388	0	-100,00
NIGER	0	55.109	--	0	65.759	--
DJIBOUTI	7.595.578	14.954.493	96,88	6.261.372	13.796.291	120,34
SAO TOME AND PRINCIPE	0	14.967	--	0	14.500	--
SOUTH AFRICA	20.550.365	34.074.689	65,81	16.829.968	24.990.429	48,49
ZIMBABWE	503.349	15.314	-96,96	409.300	24.398	-94,04
ZAMBIA	0	19.510	--	0	41.276	--
MALAWI	166.520	33.994	-79,59	118.422	33.124	-72,03
COMOROS	831	93.275	11.124,43	1.200	113.013	9.317,75
MAURITIUS	7.131.602	7.709.011	8,10	4.406.760	5.749.976	30,48
VIRGIN ISLANDS (BRITISH)	1.798	483	-73,14	6.322	1.768	-72,03
AUSTRALIA	80.722.905	68.349.438	-15,33	70.525.773	68.509.192	-2,86
NEW ZEALAND	18.899.715	11.778.078	-37,68	13.824.800	10.712.512	-22,51
MICRONESIA, FEDERATED STATES	2.989	0	-100,00	5.216	0	-100,00
GUAM	28.543	47.260	65,57	52.623	79.165	50,44
PALAU	22	142	545,45	88	323	267,05
NEW CALEDONIA	1.034.125	665.083	-35,69	1.062.802	766.059	-27,92
NORTHERN MARIANA ISLANDS	19.265	3.399	-82,36	17.272	5.119	-70,36
SAINT VINCENT AND THE GRENADII	219	0	-100,00	425	0	-100,00
VANUATU	44.835	58.581	30,66	45.677	79.998	75,14
WALLIS AND FUTUNA ISLANDS	31	0	-100,00	75	0	-100,00
AMERICAN SAMOA	0	426	--	0	2.444	--
COOK ISLANDS	7.533	5.893	-21,77	13.438	17.319	28,88
FIJI	1.230.889	1.432.846	16,41	968.588	1.257.762	29,86
KIRIBATI	2.310	220	-90,48	1.848	1.012	-45,24
SAMOA	36.885	24.670	-33,12	33.093	26.747	-19,18
SOLOMON ISLANDS	83.829	44.279	-47,18	108.820	78.680	-27,70
TONGA	33.728	23.495	-30,34	30.309	28.353	-6,45
TUVALU	0	1.017	--	0	2.547	--
EAST TIMOR	74	264.862	357.821,62	26	242.422	932.292,31
UNITED STATES	122.971.296	111.148.981	-9,61	109.281.718	110.302.621	0,93
CANADA	29.055.898	17.379.851	-40,18	24.755.351	17.005.607	-31,31
MEXICO	861.821	3.121.883	262,24	811.573	3.014.301	271,41
GUATEMALA	702.822	643.289	-8,47	647.382	531.909	-17,84
HONDURAS	110.510	92.637	-16,17	110.439	78.044	-29,33
NICARAGUA	859.767	1.221.126	42,03	629.432	1.037.629	64,85
PANAMA	701.278	493.235	-29,67	610.561	492.645	-19,31
CUBA	2.515.547	1.733.015	-31,11	1.822.155	1.374.356	-24,58
SURINAME	95.383	170.170	78,41	79.950	184.179	130,37
CHILE	555.706	825.587	48,57	597.030	933.895	56,42
VENEZUELA	318.853	830.245	160,38	374.128	828.793	121,53
ARGENTINA	1.221.221	1.846.032	51,16	1.246.792	1.852.895	48,61
BRAZIL	9.238.444	16.675.166	80,50	7.380.793	14.318.473	94,00
COLOMBIA	1.427.322	1.901.642	33,23	1.693.591	2.230.262	31,69
BOLIVIA	0	329	--	0	19.055	--
URUGUAY	51.682	180.014	248,31	67.954	188.217	176,98
PARAGUAY	55.698	633.847	1.038,01	69.401	576.412	730,55
ECUADOR	1.203.329	2.744.667	128,09	1.279.310	2.938.719	129,71
PERU	3.814.825	3.949.065	3,52	3.653.672	4.181.317	14,44
GUYANA	91.511	81.113	-11,36	87.287	69.654	-20,20
TRINIDAD AND TOBAGO	236.755	617.011	160,61	188.856	551.959	192,26
BAHAMAS	16.464	24.697	50,01	13.563	21.521	58,67
JAMAICA	390.068	612.270	56,96	365.861	605.880	65,60
PUERTO RICO	896.057	723.718	-19,23	724.234	670.418	-7,43
BELIZE	52.320	48.616	-7,08	48.253	43.519	-9,81
DOMINICAN REPUBLIC	290.355	1.647.457	467,39	318.725	1.445.204	353,43

TABEL 5. PERKEMBANGAN EKSPOR INDONESIA MENURUT KOMODITI DAN NEGARA TUJUAN

JENIS BARANG	BERAT BERSIH (KG)		PERUB	NILAI FOB (US \$)		PERUB
	JAN-MEI 2007	JAN-MEI 2008	%	JAN-MEI 2007	JAN-MEI 2008	%
	(1)	(2)	(3)	(4)	(5)	(6)
EL SALVADOR	1.238.037	1.173.497	-5,21	1.006.352	1.156.221	14,89
COSTA RICA	2.215.713	2.875.277	29,77	1.745.500	2.477.740	41,95
HAITI	25.402	50.804	100,00	9.907	35.054	253,83
BARBADOS	33.661	50.728	50,70	26.201	49.865	90,32
ARUBA	16.994	66	-99,61	14.209	1.900	-86,63
BERMUDA	291	407	39,86	2.021	2.285	13,06
CAPE VERDE	0	55.646	--	0	51.409	--
DOMINICA	0	182.204	--	0	154.874	--
FRENCH GUIANA	1.831	1.017	-44,46	1.310	3.310	152,67
FRENCH POLYNESIA	464.564	504.223	8,54	464.069	585.379	26,14
GRENADA	16	515	3.118,75	120	3.458	2.781,67
MARTINIQUE	18.122	95.982	429,64	15.498	91.137	488,06
NETHERLANDS ANTILLES	68.328	52.772	-22,77	53.185	61.396	15,44
SAINT LUCIA	0	61	--	0	210	--
GUADELOUPE	115.191	277.200	140,64	97.824	278.582	184,78
SAINT KITTS AND NEVIS	59	0	-100,00	946	0	-100,00
UNITED KINGDOM	17.138.367	11.413.408	-33,40	16.640.913	13.533.534	-18,67
NETHERLANDS	8.314.346	2.545.081	-69,39	8.839.748	4.681.145	-47,04
FRANCE	2.573.713	2.580.053	0,25	3.049.127	3.758.496	23,26
GERMANY, FED. REP. OF	1.409.461	2.725.250	93,35	3.220.645	5.716.223	77,49
AUSTRIA	53.000	525	-99,01	70.642	2.245	-96,82
BELGIUM	22.250.124	23.137.361	3,99	20.594.553	24.389.093	18,42
SWITZERLAND	24.690	12.906	-47,73	66.879	44.238	-33,85
LUXEMBOURG	0	400	--	0	870	--
DENMARK	294.516	278.836	-5,32	733.050	692.452	-5,54
NORWAY	125.677	104.213	-17,08	225.069	138.986	-38,25
SWEDEN	1.031.627	405.950	-60,65	874.492	821.529	-6,06
FINLAND	683.488	273.712	-59,95	1.249.810	457.447	-63,40
IRELAND	460.837	641.293	39,16	598.969	940.311	56,99
ITALY	15.162.083	16.751.943	10,49	12.828.758	15.699.664	22,38
SPAIN	11.452.763	12.350.845	7,84	11.035.097	13.133.887	19,02
PORTUGAL	92.032	2.492.372	2.608,16	89.647	2.219.238	2.375,53
GREECE	16.592.998	10.296.804	-37,94	13.679.573	10.130.168	-25,95
DEMOCRATIC REPUBLIC OF THE CC	960.511	1.931.292	101,07	895.173	1.956.305	118,54
HUNGARY	15.157	1.368	-90,97	23.802	2.715	-88,59
POLAND	1.081.434	507.171	-53,10	769.394	688.302	-10,54
ROMANIA	589.018	1.863.191	216,32	653.386	1.831.937	180,38
BULGARIA	47.057	288.558	513,21	37.627	286.594	661,67
YUGOSLAVIA	0	11.424	--	0	21.420	--
ALBANIA	110.147	410.713	272,88	101.683	436.519	329,29
ARMENIA	24.570	35.098	42,85	14.742	42.279	186,79
KAZAKHSTAN	1.154	336.659	29.073,22	1.838	287.077	15.518,99
UKRAINE	1.284.124	3.160.430	146,12	1.551.896	3.329.182	114,52
LITHUANIA	500.133	431.485	-13,73	609.889	624.346	2,37
LATVIA	209.805	239.127	13,98	228.382	261.295	14,41
ESTONIA	0	80.338	--	0	136.696	--
GEORGIA	552.573	1.471.431	166,29	456.638	1.439.307	215,20
CROATIA	114.805	201.513	75,53	101.291	226.330	123,45
BOSNIA AND HERZEGOVINA	0	800.773	--	0	811.187	--
MALTA	466.204	191.670	-58,89	397.486	212.346	-46,58
SLOVAKIA	1.010	116	-88,51	3.125	22.500	620,00
SLOVENIA	635.007	33.248	-94,76	525.814	91.289	-82,64
CZECH REPUBLIC	7.635	431	-94,35	20.690	7.711	-62,73
RUSSIA FEDERATION	2.645.351	6.756.027	155,39	2.872.915	7.360.782	156,21
-GLISEROL DAN LARUTAN ALKALI	6.916.732	24.789.466	258,40	1.522.950	11.886.414	680,49
JAPAN	2.519.193	2.057.307	-18,33	563.725	1.275.656	126,29
KOREA, REPUBLIC OF	0	18.000	--	0	36.000	--
TAIWAN	40.000	0	-100,00	15.585	0	-100,00
CHINA	3.346.070	5.496.720	64,27	461.360	1.500.764	225,29
SINGAPORE	0	100	--	0	22	--
PHILIPPINES	139.850	188.070	34,48	33.742	326.074	866,37
MALAYSIA	0	11.300.000	--	0	5.170.000	--
INDIA	291.620	1.720.230	489,89	95.995	665.758	593,53
IRAN (ISLAMIC REPUBLIC OF)	0	108.000	--	0	45.360	--
SAUDI ARABIA	100.000	200.000	100,00	60.000	348.000	480,00
YEMEN	0	19.000	--	0	33.060	--
SYRIA ARAB REPUBLIC	0	95.000	--	0	165.300	--
UNITED ARAB EMIRATES	0	20.000	--	0	34.060	--
EGYPT	0	247.000	--	0	429.780	--
SUDAN	240.000	300.000	25,00	144.000	332.400	130,83
KENYA	60.000	0	-100,00	36.600	0	-100,00
GHANA	20.000	0	-100,00	12.200	0	-100,00
NIGERIA	20.000	0	-100,00	12.200	0	-100,00
CANADA	119.999	0	-100,00	75.348	0	-100,00
VENEZUELA	0	20.000	--	0	24.000	--
BRAZIL	20.000	0	-100,00	12.195	0	-100,00
NETHERLANDS	0	3.000.039	--	0	1.500.180	--

TABEL 5. PERKEMBANGAN EKSPOR INDONESIA MENURUT KOMODITI DAN NEGARA TUJUAN

JENIS BARANG	BERAT BERSIH (KG)		PERUB	NILAI FOB (US \$)		PERUB
	JAN-MEI 2007	JAN-MEI 2008	%	JAN-MEI 2007	JAN-MEI 2008	%
	(1)	(2)	(3)	(4)	(5)	(6)
-MARGARIN DAN LEMAK LAINNYA	140.136.495	201.954.570	44,11	85.204.182	217.350.363	155,09
JAPAN	301.620	347.685	15,27	256.910	491.646	91,37
HONG KONG	3.429.865	3.412.586	-0,50	1.714.384	3.288.233	91,80
KOREA, REPUBLIC OF	334.902	35.600	-89,37	239.688	50.579	-78,90
TAIWAN	312.000	359.583	15,25	210.090	437.870	108,42
CHINA	72.903.664	47.601.599	-34,71	40.955.807	45.178.078	10,31
PAPUA NEW GUINEA	352.385	391.693	11,15	274.451	418.380	52,44
THAILAND	45	396.000	879.900,00	1	565.278	56.527.700,00
SINGAPORE	280.466	2.410.431	759,44	186.141	2.955.996	1.488,04
PHILIPPINES	3.502.770	3.182.606	-9,14	2.192.098	3.516.437	60,41
MALAYSIA	72.066	2.983.061	4.039,35	64.070	3.564.581	5.463,57
MYANMAR (FORM. BURMA)	306.250	176.420	-42,39	214.490	236.379	10,21
CAMBODIA	39.552	21.960	-44,48	21.816	23.973	9,89
VIET NAM	6.084.482	9.385.471	54,25	3.621.523	9.607.428	165,29
MALDIVES	6.998	6.401	-8,53	5.593	9.954	77,97
INDIA	245.715	381.544	55,28	145.187	510.820	251,84
BANGLADESH	42.750	20.235	-52,67	27.915	24.404	-12,58
SRI LANKA	7.006.939	6.760.792	-3,51	3.871.183	6.599.289	70,47
IRAQ	0	40.869.412	--	0	42.350.951	--
IRAN (ISLAMIC REPUBLIC OF)	0	1.252.466	--	0	1.637.131	--
SAUDI ARABIA	2.132.207	2.956.864	38,68	1.360.619	3.193.216	134,69
KUWAIT	50.400	110.400	119,05	43.222	135.144	212,67
LEBANON	0	645.250	--	0	931.382	--
YEMEN	0	40.800	--	0	40.420	--
OMAN	20.100	207.508	932,38	11.216	310.100	2.664,80
SYRIA ARAB REPUBLIC	270.000	1.258.360	366,06	154.453	1.708.047	1.005,87
TURKEY	1.021.000	3.134.649	207,02	552.715	3.607.937	552,77
UNITED ARAB EMIRATES	261.299	292.962	12,12	166.272	379.950	128,51
QATAR	60.300	20.100	-66,67	32.984	21.044	-36,20
BAHRAIN	40.440	0	-100,00	22.745	0	-100,00
CYPRUS	20.100	0	-100,00	11.055	0	-100,00
EGYPT	1.110.000	3.592.550	223,65	670.430	4.425.145	560,05
MOROCCO	0	192.850	--	0	270.798	--
ALGERIA	3.737.670	8.323.730	122,70	2.231.342	9.707.309	335,04
SUDAN	467.960	1.220.984	160,92	304.171	1.345.661	342,40
NAMIBIA	73.840	0	-100,00	38.028	0	-100,00
ETHIOPIA	280.800	325.200	15,81	192.512	436.320	126,65
TANZANIA, UNITED REPUBLIC OF	221.945	370.500	66,93	140.690	356.977	153,73
KENYA	0	36.800	--	0	36.767	--
MOZAMBIQUE	714.750	1.856.900	159,80	436.204	1.958.972	349,10
EQUATORIAL GUINEA	46.613	0	-100,00	43.288	0	-100,00
TOGO	747.199	422.408	-43,47	454.561	406.084	-10,66
GHANA	3.574.785	1.788.221	-49,98	2.372.246	1.793.081	-24,41
LIBERIA	221.262	170.534	-22,93	141.873	178.030	25,49
GUINEA	50.671	0	-100,00	40.992	0	-100,00
ANGOLA	1.036.684	976.435	-5,81	574.164	1.012.759	76,39
CONGO	881.885	355.981	-59,63	573.027	389.348	-32,05
CAMEROON	139.636	506.772	262,92	82.690	591.325	615,11
NIGERIA	7.801.507	10.382.427	33,08	4.902.965	11.450.280	133,54
SIERRA LEONE	115.293	184.315	59,87	75.424	174.359	131,17
GABON	33.098	19.224	-41,92	22.326	18.818	-15,71
COTE D'IVOIRE	36.400	232.000	537,36	21.970	282.174	1.184,36
BENIN	4.809.944	3.934.457	-18,20	2.977.589	3.882.113	30,38
GAMBIA	20.250	16.975	-16,17	12.353	17.999	45,71
NIGER	0	179.033	--	0	197.849	--
CHAD	0	204.149	--	0	191.072	--
DJIBOUTI	994.395	954.620	-4,00	658.281	1.045.206	58,78
SAO TOME AND PRINCIPE	145.600	145.598	0,00	87.880	145.132	65,15
SOUTH AFRICA	1.506.641	1.288.398	-14,49	1.822.027	1.985.947	9,00
MALAWI	19.061	120.165	530,42	10.611	137.370	1.194,60
MAURITIUS	16.915	17.530	3,64	17.312	18.905	9,20
VIRGIN ISLANDS (BRITISH)	0	41.400	--	0	41.400	--
AUSTRALIA	473.793	1.662.085	250,80	315.327	1.806.546	472,91
NEW ZEALAND	1.132.363	1.622.123	43,25	769.536	1.882.435	144,62
VANUATU	1.408	0	-100,00	1.513	0	-100,00
FIJI	21.200	42.200	99,06	16.006	47.043	193,91
KIRIBATI	10.296	10.296	0,00	9.953	18.533	86,21
SOLOMON ISLANDS	22.885	77.578	238,99	17.245	88.000	410,29
EAST TIMOR	0	177.382	--	0	188.206	--
UNITED STATES	3.565	10.433	192,65	7.807	26.928	244,92
CANADA	0	19.975	--	0	19.176	--
ARGENTINA	0	17.575	--	0	23.684	--
TRINIDAD AND TOBAGO	0	60.061	--	0	74.690	--
JAMAICA	869.945	244.161	-71,93	496.896	256.524	-48,37
BARBADOS	0	60.063	--	0	74.178	--
NETHERLANDS	0	62.752	--	0	96.323	--
GERMANY, FED. REP. OF	60.000	180.001	200,00	36.900	200.601	443,63

TABEL 5. PERKEMBANGAN EKSPOR INDONESIA MENURUT KOMODITI DAN NEGARA TUJUAN

JENIS BARANG	BERAT BERSIH (KG)		PERUB	NILAI FOB (US \$)		PERUB
	JAN-MEI 2007	JAN-MEI 2008	%	JAN-MEI 2007	JAN-MEI 2008	%
	(1)	(2)	(3)	(4)	(5)	(6)
SWITZERLAND	0	30	--	0	76	--
DENMARK	0	35.600	--	0	49.092	--
SWEDEN	0	245	--	0	39	--
ITALY	0	749.999	--	0	987.250	--
PORTUGAL	0	5.713	--	0	6.136	--
GREECE	109.000	788.800	623,67	63.735	968.300	1.419,26
DEMOCRATIC REPUBLIC OF THE CC	891.232	503.910	-43,46	525.727	504.366	-4,06
ROMANIA	360.400	1.823.040	405,84	256.745	2.360.706	819,47
BULGARIA	22.000	1.861.239	8.360,18	16.170	2.008.054	12.318,39
ALBANIA	0	22.000	--	0	28.592	--
AZERBAIJAN	80.000	0	-100,00	37.200	0	-100,00
KAZAKHSTAN	0	200.600	--	0	272.245	--
TAJKISTAN	0	61.920	--	0	73.069	--
TURKMENISTAN	0	112.500	--	0	190.575	--
UKRAINE	1.902.200	3.772.819	98,34	3.232.304	5.803.714	79,55
UZBEKISTAN	0	206.000	--	0	207.236	--
LITHUANIA	0	44.400	--	0	61.938	--
LATVIA	88.000	241.099	173,98	103.840	333.343	221,02
ESTONIA	0	130.560	--	0	224.172	--
GEORGIA	0	22.199	--	0	27.079	--
CROATIA	0	20.000	--	0	25.200	--
SLOVENIA	245.000	122.000	-50,20	139.325	144.960	4,04
RUSSIA FEDERATION	5.940.089	20.460.618	244,45	3.896.369	23.979.507	515,43
-SABUN MANDI DAN CUCI	208.808.416	220.494.805	5,60	163.564.289	227.821.206	39,29
JAPAN	5.124.870	4.646.768	-9,33	4.656.901	5.295.587	13,71
HONG KONG	2.094.525	1.313.706	-37,28	2.056.302	1.614.349	-21,49
KOREA, DEMOCRATIC PEOPLE'S RE	24.192	41.948	73,40	25.704	52.374	103,76
KOREA, REPUBLIC OF	1.700.290	2.586.298	52,11	1.796.384	3.132.894	74,40
TAIWAN	2.676.375	2.943.097	9,97	2.590.001	3.945.137	52,32
CHINA	14.902.096	10.414.321	-30,12	9.370.115	9.014.276	-3,80
MONGOLIA	486.185	321.903	-33,79	371.713	324.355	-12,74
PAPUA NEW GUINEA	4.488.185	3.213.848	-28,39	2.640.521	3.002.132	13,69
THAILAND	7.025.445	3.926.617	-44,11	5.459.139	4.918.367	-9,91
SINGAPORE	6.946.382	7.684.081	10,62	7.502.846	10.423.892	38,93
PHILIPPINES	5.649.623	5.859.051	3,71	5.108.925	6.205.861	21,47
MALAYSIA	28.165.602	25.407.194	-9,79	23.084.453	24.517.138	6,21
MYANMAR (FORM. BURMA)	1.627.093	1.577.123	-3,07	1.258.177	1.575.611	25,23
CAMBODIA	43.338	24.324	-43,87	45.897	35.727	-22,16
BRUNEI DARUSSALAM	333.218	599.322	79,86	319.148	695.053	117,78
NEPAL	0	14.976	--	0	15.900	--
VIET NAM	2.111.449	1.839.361	-12,89	2.416.601	2.533.034	4,82
MALDIVES	655.091	644.278	-1,65	659.263	802.786	21,77
INDIA	8.592.021	5.321.414	-38,07	5.960.201	6.035.405	1,26
PAKISTAN	3.660.728	4.394.846	20,05	3.838.688	5.944.018	54,85
BANGLADESH	398.561	176.630	-55,68	303.810	273.283	-10,05
SRI LANKA	229.821	144.906	-36,95	190.515	227.920	19,63
AFGHANISTAN	74.899	212.172	183,28	87.524	287.943	228,99
IRAQ	324	33.207	10.149,07	752	39.083	5.097,21
IRAN (ISLAMIC REPUBLIC OF)	134.853	384.627	185,22	133.776	375.136	180,42
SAUDI ARABIA	934.436	550.925	-41,04	951.089	710.368	-25,31
ISRAEL	0	73.664	--	0	100.350	--
KUWAIT	77.881	146.498	88,10	75.790	189.569	150,12
JORDAN	40.525	159.621	293,88	39.251	228.208	481,41
LEBANON	161.586	88.705	-45,10	170.936	144.494	-15,47
YEMEN	1.480.820	1.230.973	-16,87	1.507.272	1.680.186	11,47
OMAN	535.619	0	-100,00	255.647	0	-100,00
SYRIA ARAB REPUBLIC	165.600	0	-100,00	224.326	0	-100,00
UNITED ARAB EMIRATES	6.584.579	8.011.949	21,68	6.012.838	10.685.573	77,71
CYPRUS	34.437	6.935	-79,86	49.702	18.790	-62,19
EGYPT	1.789.441	2.203.025	23,11	1.556.353	2.683.630	72,43
LIBYAN ARAB JAMAHIRIYA	1.118.396	1.387.806	24,09	783.099	1.205.298	53,91
TUNISIA	0	39.999	--	0	26.500	--
ALGERIA	3.578.869	1.230.196	-65,63	1.542.093	1.050.266	-31,89
SUDAN	376.482	4.284.106	1.037,93	384.068	4.161.551	983,55
ERITREA	132.000	1.797.519	1.261,76	92.400	1.770.460	1.816,08
NAMIBIA	512.395	2.220.996	333,45	512.846	2.501.168	387,70
ETHIOPIA	5.603.513	6.115.028	9,13	3.303.993	4.716.596	42,75
TANZANIA, UNITED REPUBLIC OF	602.696	672.187	11,53	611.227	949.314	55,31
MADAGASCAR	1.468.599	3.789.207	158,02	1.004.190	3.043.647	203,09
SOMALIA	325.000	466.376	43,50	129.250	184.074	42,42
KENYA	582.935	244.835	-58,00	457.758	272.637	-40,44
REUNION	0	311	--	0	635	--
MOZAMBIQUE	2.446.836	3.737.895	52,76	1.835.224	3.072.817	67,44
EQUATORIAL GUINEA	206.977	197.309	-4,67	168.911	203.367	20,40
TOGO	2.022.778	6.066.514	199,91	1.525.719	6.528.225	327,88
GHANA	7.574.454	14.477.790	91,14	5.446.597	13.320.202	144,56
LIBERIA	658.527	1.331.238	102,15	519.408	1.373.523	164,44

TABEL 5. PERKEMBANGAN EKSPOR INDONESIA MENURUT KOMODITI DAN NEGARA TUJUAN

JENIS BARANG	BERAT BERSIH (KG)		PERUB	NILAI FOB (US \$)		PERUB
	JAN-MEI 2007	JAN-MEI 2008	%	JAN-MEI 2007	JAN-MEI 2008	%
	(1)	(2)	(3)	(4)	(5)	(6)
GUINEA	1.043.258	2.737.864	162,43	757.951	2.074.456	173,69
ANGOLA	5.082.835	11.732.296	130,82	4.561.972	11.805.087	158,77
CONGO	2.476.709	568.869	-77,03	1.804.149	556.865	-69,13
CAMEROON	1.817.200	2.196.463	20,87	1.394.421	1.966.385	41,02
NIGERIA	12.333.079	3.128.996	-74,63	8.681.687	3.027.561	-65,13
SIERRA LEONE	1.028.057	1.956.130	90,27	838.711	2.109.503	151,52
GABON	361.084	413.057	14,39	280.591	381.748	36,05
COTE D'IVOIRE	104.304	443.335	325,04	95.816	504.516	426,55
SENEGAL	221.980	447.051	101,39	152.327	442.112	190,24
MAURITANIA	1.303.994	1.946.648	49,28	1.026.405	1.985.430	93,44
MALI	864.546	771.608	-10,75	598.038	646.217	8,06
BENIN	7.172.014	12.355.638	72,28	6.232.081	14.244.199	128,56
BURKINA FASO	402.768	362.643	-9,96	453.000	313.439	-30,81
GUINEA BISSAU	251.879	18.304	-92,73	136.061	17.965	-86,80
GAMBIA	95.866	13.471	-85,95	95.433	18.613	-80,50
SEYCHELLES	7.636	92.756	1.114,72	19.493	105.227	439,82
UGANDA	48.744	35.842	-26,47	43.616	49.168	12,73
CENTRAL AFRICAN REPUBLIC	95.263	23.976	-74,83	75.369	32.607	-56,74
NIGER	123.397	18.553	-84,96	84.748	9.562	-88,72
CHAD	5.071	48.158	849,67	7.186	50.615	604,36
DJIBOUTI	8.113.002	9.539.684	17,59	4.988.790	7.984.351	60,05
SAO TOME AND PRINCIPE	36.062	85.907	138,22	30.155	80.447	166,78
SOUTH AFRICA	1.344.385	597.655	-55,54	1.011.022	769.577	-23,88
ZIMBABWE	29.791	14.968	-49,76	28.845	18.848	-34,66
ZAMBIA	94.755	0	-100,00	63.762	0	-100,00
MALAWI	4.293.992	6.275.250	46,14	1.554.900	3.924.245	152,38
COMOROS	49.673	108.264	117,95	47.988	94.334	96,58
MAURITIUS	1.677.571	529.644	-68,43	917.934	538.627	-41,32
RWANDA	49.536	49.536	0,00	50.955	69.660	36,71
AUSTRALIA	3.964.908	1.681.349	-57,59	4.269.695	2.277.673	-46,65
NEW ZEALAND	112.638	85.220	-24,34	188.925	205.727	8,89
MICRONESIA, FEDERATED STATES	95.046	79.312	-16,55	69.953	66.915	-4,34
GUAM	624	1.409	125,80	3.119	2.019	-35,27
PALAU	0	18	--	0	105	--
NEW CALEDONIA	8.083	27	-99,67	11.632	51	-99,56
SAINT VINCENT AND THE GRENADII	8.237	0	-100,00	8.435	0	-100,00
VANUATU	150.890	129.658	-14,07	123.053	98.431	-20,01
WALLIS AND FUTUNA ISLANDS	1.680	1.566	-6,79	4.039	4.318	6,91
AMERICAN SAMOA	4.392	10.328	135,15	6.230	20.975	236,68
COOK ISLANDS	21.388	35.981	68,23	18.247	30.662	68,04
FIJI	2.630.313	2.331.058	-11,38	1.643.554	2.275.642	38,46
KIRIBATI	62.205	114.608	84,24	50.811	119.400	134,99
MARSHALL ISLANDS	2.800	21.760	677,14	2.012	18.445	816,75
SAMOA	367.057	465.653	26,86	302.795	502.593	65,98
SOLOMON ISLANDS	246.280	181.187	-26,43	209.669	218.028	3,99
TONGA	46.943	59.518	26,79	57.140	87.486	53,11
TUVALU	19.155	29.055	51,68	15.562	30.944	98,84
EAST TIMOR	31.029	720.584	2.222,29	35.211	785.081	2.129,65
UNITED STATES	929.450	1.051.737	13,16	875.759	1.441.049	64,55
CANADA	12.648	395	-96,88	23.033	1.659	-92,80
MEXICO	15.000	29.999	99,99	27.154	64.436	137,30
GUATEMALA	61.457	89.654	45,88	62.622	92.796	48,18
HONDURAS	55.447	0	-100,00	45.138	0	-100,00
PANAMA	1.078.272	1.076.159	-0,20	984.472	1.276.708	29,68
SURINAME	88.176	102.682	16,45	92.415	309.120	234,49
CHILE	326.428	652.593	99,92	257.197	626.376	143,54
ARGENTINA	324.499	0	-100,00	148.248	0	-100,00
BRAZIL	36.013	0	-100,00	36.902	0	-100,00
COLOMBIA	105.589	139.185	31,82	85.442	142.448	66,72
BOLIVIA	532.848	547.375	2,73	479.877	534.761	11,44
PERU	25.920	44.064	70,00	25.200	52.826	109,63
GUYANA	90.461	0	-100,00	118.520	0	-100,00
TRINIDAD AND TOBAGO	82.766	144.049	74,04	92.685	124.919	34,78
JAMAICA	360.000	118.089	-67,20	162.000	127.696	-21,18
BELIZE	0	241	--	0	1.400	--
DOMINICAN REPUBLIC	115.296	85.550	-25,80	111.595	115.357	3,37
EL SALVADOR	49.536	0	-100,00	52.890	0	-100,00
COSTA RICA	75.585	25.050	-66,86	72.430	33.400	-53,89
HAITI	1.505.565	1.437.620	-4,51	1.420.056	1.553.278	9,38
BARBADOS	16.772	37.946	126,25	23.924	38.648	61,54
BERMUDA	7	13	85,71	66	62	-6,06
CAPE VERDE	54.512	70.546	29,41	40.332	61.413	52,27
FRENCH POLYNESIA	23.580	1.153	-95,11	20.298	1.484	-92,69
MARTINIQUE	19	0	-100,00	110	0	-100,00
NETHERLANDS ANTILLES	91.940	162.427	76,67	67.492	193.980	187,41
UNITED KINGDOM	288.645	234.535	-18,75	444.958	346.921	-22,03
NETHERLANDS	336.904	257.164	-23,67	444.386	378.937	-14,73
FRANCE	173.204	128.742	-25,67	159.254	114.363	-28,19

TABEL 5. PERKEMBANGAN EKSPOR INDONESIA MENURUT KOMODITI DAN NEGARA TUJUAN

JENIS BARANG	BERAT BERSIH (KG)		PERUB	NILAI FOB (US \$)		PERUB
	JAN-MEI 2007	JAN-MEI 2008	%	JAN-MEI 2007	JAN-MEI 2008	%
	(1)	(2)	(3)	(4)	(5)	(6)
GERMANY, FED. REP. OF	90.884	80.094	-11,87	83.535	71.921	-13,90
AUSTRIA	0	24.000	--	0	33.811	--
BELGIUM	181.727	178.689	-1,67	133.116	185.896	39,65
SWITZERLAND	142	471	231,69	785	4.111	423,69
DENMARK	5	17.973	359.360,00	31	34.655	111.690,32
NORWAY	455	25	-94,51	2.370	208	-91,22
SWEDEN	13.868	347	-97,50	13.351	1.297	-90,29
FINLAND	16.342	0	-100,00	27.264	0	-100,00
IRELAND	24	0	-100,00	48	0	-100,00
ITALY	356.812	250.989	-29,66	257.091	250.166	-2,69
SPAIN	142.253	173.450	21,93	214.220	352.823	64,70
PORTUGAL	181.338	28.497	-84,29	148.703	27.983	-81,18
GREECE	107.247	58.824	-45,15	124.592	83.898	-32,66
DEMOCRATIC REPUBLIC OF THE CC	1.792.410	4.876.112	172,04	1.245.144	4.889.862	292,71
POLAND	1.204.000	304.011	-74,75	728.689	230.823	-68,32
ROMANIA	15.996	33.548	109,73	22.031	40.689	84,69
BULGARIA	38.918	50.064	28,64	87.831	65.183	-25,79
UKRAINE	2.960.000	960.000	-67,57	1.709.120	936.160	-45,23
LITHUANIA	194	30	-84,54	1.259	189	-84,99
LATVIA	21.827	0	-100,00	30.565	0	-100,00
CROATIA	0	1	--	0	4	--
MALTA	23.649	31.129	31,63	30.563	49.959	63,46
CZECH REPUBLIC	60.000	0	-100,00	36.000	0	-100,00
RUSSIA FEDERATION	281.120	271.101	-3,56	202.695	252.963	24,80
-BAHAN CELUP ORGANIK SINTETIK	15.199.121	14.825.571	-2,46	54.196.379	64.234.891	18,52
JAPAN	1.602.006	2.039.940	27,34	6.413.286	8.797.596	37,18
HONG KONG	1.074.056	1.001.105	-6,79	4.243.119	4.764.828	12,30
KOREA, REPUBLIC OF	810.042	580.475	-28,34	2.601.016	2.113.166	-18,76
TAIWAN	670.136	715.154	6,72	2.741.496	3.630.542	32,43
CHINA	2.823.237	2.437.144	-13,68	5.374.315	6.918.795	28,74
THAILAND	234.484	208.383	-11,13	505.128	563.655	11,59
SINGAPORE	2.491.684	2.676.191	7,40	12.783.644	14.632.381	14,46
PHILIPPINES	35.262	46.178	30,96	88.199	75.377	-14,54
MALAYSIA	99.865	96.250	-3,62	288.205	337.943	17,26
VIET NAM	90.727	110.239	21,51	413.064	452.492	9,55
INDIA	968	63.189	6.427,79	18.906	290.862	1.438,46
PAKISTAN	70.364	123.343	75,29	191.735	446.449	132,85
BANGLADESH	336.142	244.907	-27,14	793.419	692.843	-12,68
SRI LANKA	26.616	13.485	-49,33	132.756	60.276	-54,60
IRAN (ISLAMIC REPUBLIC OF)	22.315	0	-100,00	63.423	0	-100,00
SAUDI ARABIA	14.923	0	-100,00	12.344	0	-100,00
ISRAEL	0	1.000	--	0	2.280	--
JORDAN	39.009	0	-100,00	136.742	0	-100,00
TURKEY	522.532	279.648	-46,48	2.407.164	1.413.307	-41,29
UNITED ARAB EMIRATES	0	1.000	--	0	4.536	--
EGYPT	7.265	9.913	36,45	19.526	53.406	173,51
TANZANIA, UNITED REPUBLIC OF	19.498	19.042	-2,34	21.170	48.710	130,09
MADAGASCAR	0	300	--	0	1.878	--
NIGERIA	47.528	268.367	464,65	42.000	285.300	579,29
SOUTH AFRICA	4.920	20.775	322,26	29.248	72.645	148,38
MAURITIUS	50	0	-100,00	188	0	-100,00
AUSTRALIA	15.723	38.037	141,92	65.113	131.686	102,24
NEW ZEALAND	862	4.622	436,19	12.238	14.892	21,69
FIJI	870	1.709	96,44	13.728	16.000	16,55
UNITED STATES	1.676.500	1.124.858	-32,90	3.428.912	4.006.688	16,85
CANADA	3.629	3.969	9,37	24.819	28.183	13,55
MEXICO	112.782	143.710	27,42	575.290	772.112	34,21
HONDURAS	14.000	1.250	-91,07	45.641	8.975	-80,34
CHILE	4.498	3.574	-20,54	14.170	16.419	15,87
ARGENTINA	0	700	--	0	10.137	--
BRAZIL	215.894	288.033	33,41	1.112.810	1.533.643	37,82
COLOMBIA	500	1.800	260,00	2.850	10.920	283,16
PERU	500	0	-100,00	2.415	0	-100,00
UNITED KINGDOM	73.210	58.926	-19,51	413.783	252.352	-39,01
NETHERLANDS	40.552	10.097	-75,10	174.305	125.282	-28,12
GERMANY, FED. REP. OF	874.126	1.218.935	39,45	5.571.203	7.935.125	42,43
BELGIUM	104.247	62.669	-39,88	626.575	465.003	-25,79
SWITZERLAND	59.795	56.197	-6,02	263.872	326.520	23,74
NORWAY	0	81.600	--	0	107.520	--
SWEDEN	352.500	59.400	-83,15	267.900	77.616	-71,03
ITALY	107.251	180.715	68,50	268.343	504.734	88,09
SPAIN	454.588	489.649	7,71	1.820.565	2.061.167	13,22
POLAND	37.617	39.093	3,92	144.822	170.650	17,83
ROMANIA	5.847	0	-100,00	26.922	0	-100,00
RUSSIA FEDERATION	1	0	-100,00	10	0	-100,00
-PREPARAT PEMBASMI KUMAN, DL	88.650.131	24.117.177	-72,80	57.479.380	63.650.901	10,74

TABEL 5. PERKEMBANGAN EKSPOR INDONESIA MENURUT KOMODITI DAN NEGARA TUJUAN

JENIS BARANG	BERAT BERSIH (KG)		PERUB	NILAI FOB (US \$)		PERUB
	JAN-MEI 2007	JAN-MEI 2008	%	JAN-MEI 2007	JAN-MEI 2008	%
	(1)	(2)	(3)	(4)	(5)	(6)
JAPAN	3.184.917	2.373.987	-25,46	4.421.863	2.864.697	-35,22
HONG KONG	44.578	10.133	-77,27	74.315	46.515	-37,41
KOREA, REPUBLIC OF	313.898	971.642	209,54	678.582	3.262.826	380,83
TAIWAN	490.714	291.669	-40,56	971.705	930.998	-4,19
CHINA	65.904.788	884.871	-98,66	11.175.231	13.616.629	21,85
PAPUA NEW GUINEA	124.950	61.096	-51,10	91.480	44.827	-51,00
THAILAND	3.149.622	3.760.214	19,39	5.943.893	9.032.875	51,97
SINGAPORE	2.593.624	2.598.972	0,21	5.580.379	11.073.428	98,44
PHILIPPINES	1.668.556	3.149.458	88,75	2.369.528	5.722.272	141,49
MALAYSIA	1.675.941	1.528.990	-8,77	3.628.409	3.201.808	-11,76
MYANMAR (FORM. BURMA)	138.240	168.960	22,22	87.966	98.956	12,49
BRUNEI DARUSSALAM	2.636	367	-86,08	7.901	1.208	-84,71
NEPAL	0	51.462	--	0	93.171	--
VIET NAM	461.678	635.318	37,61	2.646.012	4.868.375	83,99
MALDIVES	39.585	47.280	19,44	68.505	89.679	30,91
INDIA	51.767	30.488	-41,11	43.119	24.774	-42,55
PAKISTAN	1.330.748	1.218.464	-8,44	1.089.373	1.023.356	-6,06
BANGLADESH	191.837	276.623	44,20	446.777	659.854	47,69
SRI LANKA	52.159	98.581	89,00	123.537	112.098	-9,26
SAUDI ARABIA	2.448	0	-100,00	22.002	0	-100,00
JORDAN	1.557	1.336	-14,19	20.148	224	-98,89
LEBANON	140.376	189.847	35,24	145.141	205.507	41,59
OMAN	0	451	--	0	2.585	--
UNITED ARAB EMIRATES	26.099	31.455	20,52	37.776	42.603	12,78
CYPRUS	0	5.445	--	0	10.515	--
EGYPT	11.331	0	-100,00	211.537	0	-100,00
LIBYAN ARAB JAMAHIRIYA	1.846	31.320	1.596,64	5.148	35.763	594,70
ALGERIA	0	7.680	--	0	7.772	--
SUDAN	15.540	0	-100,00	73.948	0	-100,00
TANZANIA, UNITED REPUBLIC OF	62.733	285.609	355,28	42.266	264.151	524,97
MADAGASCAR	88.530	20.160	-77,23	73.894	14.112	-80,90
KENYA	109.046	5.941	-94,55	89.872	21.469	-76,11
REUNION	20.260	0	-100,00	13.536	0	-100,00
EQUATORIAL GUINEA	4.273	9.295	117,53	5.452	13.584	149,16
TOGO	70.373	56.850	-19,22	60.943	45.699	-25,01
GHANA	99.156	43.488	-56,14	86.227	35.366	-58,99
LIBERIA	21.600	0	-100,00	15.696	0	-100,00
GUINEA	0	19.696	--	0	16.917	--
NIGERIA	20.000	0	-100,00	20.000	0	-100,00
COTE D'IVOIRE	73.620	64.395	-12,53	54.635	60.162	10,12
BENIN	2.665	3.277	22,96	9.744	10.080	3,45
GAMBIA	25.771	3.170	-87,70	69.233	5.992	-91,35
UGANDA	151.200	0	-100,00	97.776	0	-100,00
SOUTH AFRICA	303.220	145.825	-51,91	317.794	134.331	-57,73
ZIMBABWE	0	17.993	--	0	21.498	--
ZAMBIA	0	20.319	--	0	16.502	--
MALAWI	0	60.480	--	0	43.200	--
MAURITIUS	107.322	167.730	56,29	138.142	181.084	31,09
AUSTRALIA	82.657	142.146	71,97	70.993	142.112	100,18
NEW ZEALAND	11.125	741	-93,34	375.230	1.257	-99,67
GUAM	0	2.250	--	0	3.669	--
NEW CALEDONIA	0	7.620	--	0	17.532	--
VANUATU	145	8.534	5.785,52	380	7.949	1.991,84
WALLIS AND FUTUNA ISLANDS	1.179	1.605	36,13	2.834	4.421	56,00
AMERICAN SAMOA	7.275	21.825	200,00	11.034	32.799	197,25
COOK ISLANDS	4.150	0	-100,00	3.700	0	-100,00
FIJI	144.936	47.482	-67,24	137.030	46.674	-65,94
KIRIBATI	0	1.725	--	0	1.311	--
SAMOA	72.147	56.468	-21,73	57.034	49.873	-12,56
SOLOMON ISLANDS	988	830	-15,99	1.253	704	-43,81
TONGA	4.125	19.623	375,71	3.924	14.742	275,69
EAST TIMOR	8	10.950	136.775,00	20	20.334	101.570,00
UNITED STATES	744.618	0	-100,00	1.323.421	0	-100,00
MEXICO	2.937.383	2.328.111	-20,74	3.534.605	2.973.194	-15,88
GUATEMALA	148.763	288.901	94,20	123.652	285.130	130,59
HONDURAS	121.996	516.475	323,35	105.659	501.178	374,34
NICARAGUA	88.766	207.117	133,33	75.856	196.974	159,67
CUBA	18.270	0	-100,00	16.443	0	-100,00
SURINAME	1.991	2.319	16,47	22.396	28.940	29,22
BRAZIL	0	16.963	--	0	11.942	--
PERU	7.707	4.808	-37,62	16.644	65.224	291,88
TRINIDAD AND TOBAGO	36.081	18.082	-49,88	30.655	17.500	-42,91
JAMAICA	126.745	128.971	1,76	164.342	162.130	-1,35
DOMINICAN REPUBLIC	144.656	0	-100,00	126.444	0	-100,00
EL SALVADOR	116.275	174.323	49,92	108.588	172.475	58,83
COSTA RICA	0	42.303	--	0	58.789	--
HAITI	344.720	122.168	-64,56	236.218	79.329	-66,42
BARBADOS	18.082	0	-100,00	15.458	0	-100,00

TABEL 5. PERKEMBANGAN EKSPOR INDONESIA MENURUT KOMODITI DAN NEGARA TUJUAN

JENIS BARANG	BERAT BERSIH (KG)		PERUB	NILAI FOB (US \$)		PERUB
	JAN-MEI 2007	JAN-MEI 2008	%	JAN-MEI 2007	JAN-MEI 2008	%
	(1)	(2)	(3)	(4)	(5)	(6)
FRENCH POLYNESIA	46.209	47.662	3,14	35.714	38.660	8,25
GADELOUPE	8.030	6.840	-14,82	11.188	10.971	-1,94
UNITED KINGDOM	1	0	-100,00	2	0	-100,00
NETHERLANDS	16.009	155.208	869,50	12.916	156.663	1.112,94
FRANCE	31.096	7.000	-77,49	65.782	52.934	-19,53
GERMANY, FED. REP. OF	7.140	22.496	215,07	3.522	17.635	400,71
BELGIUM	1.418	7.499	428,84	10.223	5.026	-50,84
SWITZERLAND	2.000	41	-97,95	10.800	444	-95,89
MONACO	49.320	0	-100,00	70.495	0	-100,00
SWEDEN	0	2.000	--	0	4.822	--
FINLAND	80.268	117.522	46,41	111.909	153.789	37,42
ITALY	336.980	110.880	-67,10	9.370.304	170.650	-98,18
SPAIN	350	0	-100,00	2.520	0	-100,00
GREECE	87.158	117.352	34,64	137.459	185.663	35,07
DEMOCRATIC REPUBLIC OF THE CC	20.160	0	-100,00	13.248	0	-100,00
-DAMAR TIRUAN, BAHAN PLASTIK	484.050.309	519.645.298	7,35	744.637.200	882.583.574	18,53
JAPAN	92.293.676	89.161.485	-3,39	157.695.889	164.847.610	4,54
HONG KONG	20.262.026	15.017.134	-25,89	26.679.246	18.904.605	-29,14
KOREA, REPUBLIC OF	4.227.596	5.312.458	25,66	8.722.127	9.013.473	3,34
TAIWAN	6.498.945	7.690.874	18,34	13.252.320	16.880.397	27,38
CHINA	39.213.433	48.725.086	24,26	35.011.286	48.682.954	39,05
MONGOLIA	0	7.455	--	0	23.236	--
MACAU	48.352	0	-100,00	19.880	0	-100,00
PAPUA NEW GUINEA	470.856	293.250	-37,72	807.978	664.952	-17,70
THAILAND	8.381.488	12.103.746	44,41	21.687.031	30.834.548	42,18
SINGAPORE	31.968.356	33.628.499	5,19	49.268.950	62.584.985	27,03
PHILIPPINES	9.325.233	15.569.152	66,96	20.710.649	28.768.981	38,91
MALAYSIA	45.860.127	46.301.158	0,96	64.365.294	73.983.920	14,94
MYANMAR (FORM. BURMA)	1.577.259	2.176.415	37,99	1.409.676	2.466.375	74,96
CAMBODIA	94.420	102.680	8,75	791.273	176.216	-77,73
BRUNEI DARUSSALAM	192.644	96.001	-50,17	206.635	201.704	-2,39
LAO PEOPLE'S DEMOCRATIC REPU	383	0	-100,00	275	0	-100,00
NEPAL	98.114	4.948	-94,96	150.931	17.292	-88,54
VIET NAM	13.898.690	23.714.164	70,62	18.003.459	34.359.772	90,85
MALDIVES	93.653	103.710	10,74	185.328	279.934	51,05
INDIA	19.092.151	7.949.646	-58,36	20.617.402	11.563.830	-43,91
PAKISTAN	1.707.409	2.088.771	22,34	3.911.369	4.172.405	6,67
BANGLADESH	10.364.983	12.802.353	23,52	10.521.683	15.154.646	44,03
SRI LANKA	2.974.118	3.572.253	20,11	4.228.221	5.573.298	31,81
IRAN (ISLAMIC REPUBLIC OF)	23.689	7.569	-68,05	43.530	82.992	90,65
SAUDI ARABIA	1.778.473	1.685.552	-5,22	4.967.951	5.486.709	10,44
ISRAEL	0	157.040	--	0	277.770	--
KUWAIT	1.293.298	276.056	-78,65	1.939.807	674.845	-65,21
JORDAN	20.940	167.319	699,04	44.950	322.833	618,20
LEBANON	596.384	236.295	-60,38	1.002.550	574.765	-42,67
YEMEN	189.611	1.112.513	486,73	337.700	1.578.511	367,43
OMAN	75.240	142.054	88,80	170.429	288.221	69,11
SYRIA ARAB REPUBLIC	279.057	874.409	213,34	599.189	1.507.790	151,64
TURKEY	25.959.837	23.676.855	-8,79	23.606.274	30.876.268	30,80
UNITED ARAB EMIRATES	3.040.718	3.150.998	3,63	6.319.787	7.468.377	18,17
QATAR	61.980	28.511	-54,00	182.310	113.791	-37,58
BAHRAIN	1.049.871	2.394.690	128,09	930.199	2.461.080	164,58
CYPRUS	28.066	13.854	-50,64	75.502	59.060	-21,78
EGYPT	2.655.305	3.494.739	31,61	2.776.922	4.483.077	61,44
LIBYAN ARAB JAMAHIRIYA	66.385	14.283	-78,48	197.632	62.478	-68,39
MOROCCO	152.892	79.796	-47,81	569.101	263.195	-53,75
TUNISIA	5.570	66.423	1.092,51	17.070	168.527	887,27
ALGERIA	500.030	1.870.067	273,99	610.332	2.678.883	338,92
SUDAN	96.826	307.913	218,01	253.308	2.070.226	717,28
ERITREA	2.242	0	-100,00	10.698	0	-100,00
ETHIOPIA	121.204	54.299	-55,20	175.952	37.639	-78,61
TANZANIA, UNITED REPUBLIC OF	202.280	138.214	-31,67	405.183	305.022	-24,72
MADAGASCAR	131.091	273.379	108,54	205.521	456.778	122,25
SOMALIA	20.902	71.831	243,66	82.957	232.242	179,95
KENYA	39.338	1.646.886	4.086,50	115.640	2.474.771	2.040,06
REUNION	92.498	68.383	-26,07	149.998	124.843	-16,77
MOZAMBIQUE	16.647	5.555	-66,63	38.826	5.880	-84,86
TOGO	226.821	242.882	7,08	372.871	470.091	26,07
GHANA	429.863	448.052	4,23	643.120	784.798	22,03
LIBERIA	4.374	92.429	2.013,15	5.894	80.347	1.263,20
GUINEA	452.627	570.785	26,10	559.583	835.630	49,33
ANGOLA	18.997	56.656	198,24	32.717	109.317	234,13
CAMEROON	184.100	180.373	-2,02	314.297	383.209	21,93
NIGERIA	2.060.395	1.733.595	-15,86	4.781.014	4.307.359	-9,91
GABON	88.910	36.683	-58,74	171.312	68.765	-59,86
COTE D'IVOIRE	350.109	403.342	15,20	507.316	1.079.249	112,74
SENEGAL	25.710	64.820	152,12	80.512	154.940	92,44

TABEL 5. PERKEMBANGAN EKSPOR INDONESIA MENURUT KOMODITI DAN NEGARA TUJUAN

JENIS BARANG	BERAT BERSIH (KG)		PERUB	NILAI FOB (US \$)		PERUB
	JAN-MEI 2007	JAN-MEI 2008	%	JAN-MEI 2007	JAN-MEI 2008	%
	(1)	(2)	(3)	(4)	(5)	(6)
MAURITANIA	27.991	38.694	38,24	45.320	68.013	50,07
MALI	39.277	115.762	194,73	37.160	246.683	563,84
BENIN	70.967	79.936	12,64	97.890	122.944	25,59
BURKINA FASO	13.284	23.805	79,20	9.621	37.855	293,46
GAMBIA	40.329	0	-100,00	72.476	0	-100,00
SEYCHELLES	3.338	675	-79,78	7.978	1.958	-75,46
UGANDA	0	2.064	--	0	5.935	--
CENTRAL AFRICAN REPUBLIC	12.068	0	-100,00	8.761	0	-100,00
DJIBOUTI	268.175	20.149	-92,49	496.144	64.169	-87,07
SAO TOME AND PRINCIPE	13.205	0	-100,00	24.782	0	-100,00
SOUTH AFRICA	887.595	1.568.093	76,67	1.713.032	2.747.145	60,37
ZIMBABWE	17.549	0	-100,00	17.014	0	-100,00
ZAMBIA	13.738	27.557	100,59	14.729	47.079	219,63
MAURITIUS	1.269.937	3.123.133	145,93	1.697.904	4.438.793	161,43
VIRGIN ISLANDS (BRITISH)	73	92.478	126.582,19	956	119.214	12.370,08
AUSTRALIA	29.539.402	23.686.290	-19,81	40.872.785	38.867.564	-4,91
NEW ZEALAND	5.530.899	1.073.867	-80,58	7.639.579	2.276.842	-70,20
GUAM	1.485	474	-68,08	4.430	4.963	12,03
PALAU	0	290	--	0	491	--
NEW CALEDONIA	17.223	45.708	165,39	44.378	161.073	262,96
SAINT VINCENT AND THE GRENADII	1.276	0	-100,00	2.475	0	-100,00
VANUATU	6.291	5.607	-10,87	8.264	7.847	-5,05
WALLIS AND FUTUNA ISLANDS	128	32	-75,00	308	50	-83,77
COOK ISLANDS	4.308	7.936	84,22	8.500	18.612	118,96
FIJI	130.001	269.027	106,94	345.490	796.079	130,42
KIRIBATI	2.668	24	-99,10	4.755	271	-94,30
MARSHALL ISLANDS	935	0	-100,00	1.342	0	-100,00
SAMOA	16.833	19.425	15,40	97.041	122.047	25,77
SOLOMON ISLANDS	23.479	22.000	-6,30	29.488	31.570	7,06
TONGA	0	17.705	--	0	15.832	--
CHRISTMAS ISLANDS	3.225	0	-100,00	1.834	0	-100,00
EAST TIMOR	43.503	957.726	2.101,52	120.899	744.445	515,76
UNITED STATES	59.895.898	83.005.958	38,58	100.851.172	147.577.614	46,33
CANADA	1.769.424	960.360	-45,72	4.102.300	3.180.191	-22,48
MEXICO	281.892	441.825	56,74	1.074.759	1.782.207	65,82
GUATEMALA	49.593	647.112	1.204,85	178.234	969.577	443,99
HONDURAS	13.540	31.010	129,03	27.421	80.975	195,30
NICARAGUA	0	176	--	0	214	--
PANAMA	78.902	359	-99,55	167.836	677	-99,60
SURINAME	5.813	13.362	129,86	20.012	31.315	56,48
CHILE	13.878	51.962	274,42	21.726	180.949	732,87
VENEZUELA	31.241	13.472	-56,88	164.716	45.607	-72,31
ARGENTINA	470.935	63.825	-86,45	955.465	148.634	-84,44
BRAZIL	3.788.884	233.799	-93,83	7.421.242	2.039.281	-72,52
COLOMBIA	54.983	54.752	-0,42	648.864	752.213	15,93
BOLIVIA	7.098	6.487	-8,61	16.739	27.557	64,63
URUGUAY	201.864	338.466	67,67	301.644	583.993	93,60
PARAGUAY	1.117.599	18.500	-98,34	1.438.052	19.500	-98,64
ECUADOR	22.982	29.804	29,68	53.726	60.952	13,45
PERU	163.134	236.022	44,68	423.636	759.129	79,19
GUYANA	22.132	55.581	151,13	40.170	91.057	126,68
TRINIDAD AND TOBAGO	2.000	5.360	168,00	11.900	40.915	243,82
BAHAMAS	882	5.872	565,76	326	8.803	2.600,31
JAMAICA	28.830	16.537	-42,64	48.191	31.067	-35,53
PUERTO RICO	39	130.532	334.597,44	709	280.512	39.464,46
DOMINICAN REPUBLIC	8.623	1.816	-78,94	103.313	8.980	-91,31
EL SALVADOR	22.000	44.000	100,00	26.479	61.246	131,30
COSTA RICA	7.320	388.689	5.209,96	23.790	605.979	2.447,20
HAITI	0	2.834	--	0	11.801	--
BARBADOS	322	32	-90,06	442	61	-86,20
ANGUILLA	121	0	-100,00	363	0	-100,00
ARUBA	343	0	-100,00	600	0	-100,00
BERMUDA	872	803	-7,91	6.801	4.060	-40,30
CAYMAN ISLANDS	22	2.438	10.981,82	1.153	553	-52,04
FALKLAND ISLANDS (MALVINAS)	27	0	-100,00	36	0	-100,00
FRENCH GUIANA	4.423	685	-84,51	42.797	1.248	-97,08
FRENCH POLYNESIA	9.792	13.249	35,30	16.959	32.290	90,40
GRENADA	0	16	--	0	108	--
MARTINIQUE	472	443	-6,14	1.611	2.231	38,49
NETHERLANDS ANTILLES	4.054	38.080	839,32	7.539	11.720	55,46
TURKS AND CAICOS ISLANDS	0	810	--	0	1.732	--
GUADELOUPE	3.249	1.965	-39,52	7.497	3.295	-56,05
SAINT KITTS AND NEVIS	19	0	-100,00	265	0	-100,00
UNITED KINGDOM	5.246.444	4.609.442	-12,14	12.759.055	11.188.985	-12,31
NETHERLANDS	3.936.017	1.884.150	-52,13	9.502.752	4.558.242	-52,03
FRANCE	1.403.688	2.503.311	78,34	5.463.038	7.763.286	42,11
GERMANY, FED. REP. OF	1.445.970	2.153.317	48,92	4.332.616	6.636.597	53,18
AUSTRIA	1.795	7.434	314,15	41.229	60.544	46,85

TABEL 5. PERKEMBANGAN EKSPOR INDONESIA MENURUT KOMODITI DAN NEGARA TUJUAN

JENIS BARANG	BERAT BERSIH (KG)		PERUB	NILAI FOB (US \$)		PERUB
	JAN-MEI 2007	JAN-MEI 2008	%	JAN-MEI 2007	JAN-MEI 2008	%
	(1)	(2)	(3)	(4)	(5)	(6)
BELGIUM	2.804.285	4.221.535	50,54	4.965.522	10.725.828	116,01
SWITZERLAND	22.032	1.128.849	5.023,68	91.587	1.882.772	1.955,72
DENMARK	170.506	88.641	-48,01	437.184	300.024	-31,37
NORWAY	35.246	53.191	50,91	76.223	261.402	242,94
SWEDEN	74.171	160.154	115,93	353.179	683.305	93,47
FINLAND	246.215	127.527	-48,21	472.081	285.074	-39,61
IRELAND	707.166	329.578	-53,39	1.146.029	618.720	-46,01
ITALY	1.997.697	1.776.315	-11,08	3.592.437	4.360.419	21,38
SPAIN	2.372.473	2.462.608	3,80	6.696.809	5.426.534	-18,97
PORTUGAL	984.234	320.072	-67,48	1.490.891	846.099	-43,25
ICELAND	308.000	220.000	-28,57	410.993	341.138	-17,00
GREECE	1.244.639	1.379.509	10,84	2.609.931	2.831.248	8,48
ANDORRA	0	256	--	0	118	--
DEMOCRATIC REPUBLIC OF THE CC	10.709	101.517	847,96	12.519	105.124	739,72
HUNGARY	73.219	86.443	18,06	207.374	212.502	2,47
POLAND	535.413	621.616	16,10	1.202.377	1.244.999	3,54
ROMANIA	141.151	272.453	93,02	242.626	546.831	125,38
BULGARIA	28.133	70.640	151,09	74.059	167.668	126,40
YUGOSLAVIA	0	348	--	0	3.764	--
ARMENIA	0	23.226	--	0	68.266	--
AZERBAIJAN	0	16.893	--	0	50.069	--
TURKMENISTAN	15.000	0	-100,00	39.075	0	-100,00
UKRAINE	2.074.997	2.483.386	19,68	2.967.597	3.928.833	32,39
LITHUANIA	70.400	172.290	144,73	126.344	315.286	149,55
LATVIA	17.206	32.151	86,86	32.836	62.435	90,14
ESTONIA	51.519	0	-100,00	95.226	0	-100,00
CROATIA	18.995	39.715	109,08	37.497	81.924	118,48
BOSNIA AND HERZEGOVINA	0	4.906	--	0	23.783	--
MALTA	23.577	1.462	-93,80	78.647	9.021	-88,53
SLOVAKIA	845	2.394	183,31	8.259	18.441	123,28
SLOVENIA	324.032	236	-99,93	452.615	2.253	-99,50
CZECH REPUBLIC	9.553	3.496	-63,40	45.682	27.793	-39,16
RUSSIA FEDERATION	586.406	1.964.449	235,00	1.394.235	3.993.119	186,40
-BAHAN KERTAS	1.073.687.007	1.009.217.489	-6,00	430.100.496	553.069.156	28,59
JAPAN	58.064.181	63.778.784	9,84	27.328.235	43.893.916	60,62
KOREA, REPUBLIC OF	228.486.427	231.671.241	1,39	84.871.170	112.340.254	32,37
TAIWAN	46.070.018	44.829.111	-2,69	25.240.952	28.398.020	12,51
CHINA	464.011.873	484.532.705	4,42	190.962.753	270.334.420	41,56
THAILAND	2.575.361	6.272.797	143,57	1.165.663	4.211.178	261,27
SINGAPORE	13.355	500.841	3.650,21	118.615	195.947	65,20
PHILIPPINES	2.532.950	3.094.264	22,16	877.678	1.413.383	61,04
MALAYSIA	21	0	-100,00	25	0	-100,00
VIET NAM	5.440.805	13.557.006	149,17	1.950.867	5.476.997	180,75
INDIA	69.259.104	60.908.706	-12,06	24.928.803	32.660.073	31,01
PAKISTAN	1.192.486	0	-100,00	927.973	0	-100,00
BANGLADESH	11.189.746	8.955.199	-19,97	4.459.949	4.765.789	6,86
IRAN (ISLAMIC REPUBLIC OF)	0	777.158	--	0	451.754	--
SAUDI ARABIA	909.087	1.495.987	64,56	435.118	772.421	77,52
KUWAIT	2.788.800	996.505	-64,27	968.112	388.637	-59,86
JORDAN	3.396.928	497.910	-85,34	1.528.447	293.767	-80,78
LEBANON	0	19.802	--	0	11.881	--
UNITED ARAB EMIRATES	9.728.566	2.629.793	-72,97	4.076.710	1.500.324	-63,20
ETHIOPIA	100.000	0	-100,00	40.473	0	-100,00
REUNION	347	0	-100,00	436	0	-100,00
SOUTH AFRICA	431	0	-100,00	475	0	-100,00
AUSTRALIA	99.777	496.190	397,30	33.237	262.981	691,23
AMERICAN SAMOA	1	0	-100,00	1	0	-100,00
UNITED STATES	35.859.516	0	-100,00	11.833.641	0	-100,00
CANADA	1	0	-100,00	1	0	-100,00
PANAMA	0	1.000.000	--	0	625.000	--
UNITED KINGDOM	0	5	--	0	5	--
NETHERLANDS	29.308.560	9.709.858	-66,87	10.886.381	5.103.912	-53,12
FRANCE	25.923.834	16.978.522	-34,51	10.009.678	9.091.876	-9,17
GERMANY, FED. REP. OF	0	96.364	--	0	53.887	--
BELGIUM	195	0	-100,00	30	0	-100,00
FINLAND	19.920	0	-100,00	7.629	0	-100,00
ITALY	76.714.682	56.418.741	-26,46	27.447.266	30.822.734	12,30
SPAIN	13	0	-100,00	143	0	-100,00
RUSSIA FEDERATION	22	0	-100,00	35	0	-100,00
-ALAS KAKI (KULIT, KARET DAN KA	49.023.498	54.431.278	11,03	683.745.020	763.236.891	11,63
JAPAN	3.034.129	3.105.111	2,34	35.051.899	37.682.168	7,50
HONG KONG	526.857	603.936	14,63	7.069.105	8.091.221	14,46
KOREA, DEMOCRATIC PEOPLE'S RE	0	20.802	--	0	312.730	--
KOREA, REPUBLIC OF	926.767	1.101.128	18,81	10.886.805	13.801.379	26,77
TAIWAN	738.943	965.315	30,63	4.576.178	5.629.916	23,03
CHINA	873.284	1.867.673	113,87	13.135.358	27.544.889	109,70

TABEL 5. PERKEMBANGAN EKSPOR INDONESIA MENURUT KOMODITI DAN NEGARA TUJUAN

JENIS BARANG	BERAT BERSIH (KG)		PERUB	NILAI FOB (US \$)		PERUB
	JAN-MEI 2007	JAN-MEI 2008	%	JAN-MEI 2007	JAN-MEI 2008	%
	(1)	(2)	(3)	(4)	(5)	(6)
PAPUA NEW GUINEA	70.646	44.682	-36,75	315.071	444.214	40,99
THAILAND	295.985	284.287	-3,95	4.363.234	5.788.816	32,67
SINGAPORE	1.914.080	1.903.802	-0,54	21.485.192	18.422.917	-14,25
PHILIPPINES	173.584	289.008	66,49	1.792.173	2.740.382	52,91
MALAYSIA	424.071	553.906	30,62	6.125.066	5.310.603	-13,30
CAMBODIA	1.026	21	-97,95	4.798	12	-99,75
BRUNEI DARUSSALAM	26.961	9.797	-63,66	152.657	89.563	-41,33
NEPAL	736	1.149	56,11	17.484	13.188	-24,57
VIET NAM	94.018	73.651	-21,66	907.512	784.928	-13,51
MALDIVES	126.912	159.104	25,37	171.362	185.958	8,52
INDIA	81.620	72.927	-10,65	676.269	806.378	19,24
PAKISTAN	1.188	456	-61,62	11.354	3.847	-66,12
BANGLADESH	0	43.555	--	0	192.400	--
SRI LANKA	19.500	12.946	-33,61	12.818	22.175	73,00
AFGHANISTAN	493	0	-100,00	4.303	0	-100,00
IRAN (ISLAMIC REPUBLIC OF)	48	0	-100,00	197	0	-100,00
SAUDI ARABIA	64.077	89.705	40,00	273.994	378.766	38,24
ISRAEL	0	85.422	--	0	1.299.150	--
KUWAIT	1.344	3.587	166,89	30.138	25.978	-13,80
JORDAN	30.191	27.290	-9,61	39.283	89.081	126,77
LEBANON	2.403	8.091	236,70	39.929	95.187	138,39
YEMEN	19.936	62.210	212,05	47.273	124.604	163,58
OMAN	64	0	-100,00	30	0	-100,00
SYRIA ARAB REPUBLIC	2.332	3.688	58,15	24.981	54.258	117,20
TURKEY	290.219	490.111	68,88	3.823.939	6.941.215	81,52
UNITED ARAB EMIRATES	228.113	325.830	42,84	2.738.896	3.684.487	34,52
QATAR	0	565	--	0	11.892	--
BAHRAIN	13	0	-100,00	10	0	-100,00
CYPRUS	20.522	4.884	-76,20	144.048	66.261	-54,00
EGYPT	27.670	42.274	52,78	618.961	618.689	-0,04
MOROCCO	0	1.266	--	0	7.635	--
TUNISIA	0	7.333	--	0	108.990	--
ALGERIA	966	2.150	122,57	15.021	44.203	194,27
SUDAN	6	0	-100,00	49	0	-100,00
ERITREA	174	0	-100,00	833	0	-100,00
TANZANIA, UNITED REPUBLIC OF	31	312	906,45	140	2.025	1.346,43
MADAGASCAR	36.489	15.741	-56,86	28.180	19.513	-30,76
KENYA	30.229	22.800	-24,58	45.621	67.921	48,88
REUNION	5.889	10.895	85,01	35.126	95.402	171,60
MOZAMBIQUE	17.347	22.280	28,44	13.471	5.666	-57,94
TOGO	4.840	4.215	-12,91	7.800	8.978	15,10
GHANA	7.000	12.000	71,43	11.868	3.000	-74,72
LIBERIA	0	27	--	0	100	--
GUINEA	11.049	24.099	118,11	10.290	62.959	511,85
CONGO	40.000	70.831	77,08	89.366	52.678	-41,05
CAMEROON	1	407	40.600,00	4	4.284	107.000,00
GABON	682	1.925	182,26	500	14.628	2.825,60
COTE D'IVOIRE	639	1.389	117,37	896	17.255	1.825,78
SENEGAL	7.000	1.095	-84,36	12.362	12.703	2,76
BENIN	0	7.358	--	0	21.097	--
GAMBIA	156	0	-100,00	293	0	-100,00
U.S. VIRGIN ISLANDS	41	2	-95,12	301	13	-95,68
SEYCHELLES	1.099	2.692	144,95	6.319	13.702	116,84
UGANDA	4	0	-100,00	36	0	-100,00
DJIBOUTI	200	0	-100,00	5.226	0	-100,00
SAO TOME AND PRINCIPE	2.134	0	-100,00	3.780	0	-100,00
SOUTH AFRICA	423.309	384.998	-9,05	5.756.781	5.891.918	2,35
MAURITIUS	20.622	10.730	-47,97	57.594	46.416	-19,41
AUSTRALIA	746.702	871.234	16,68	10.951.826	12.135.995	10,81
NEW ZEALAND	79.625	114.208	43,43	1.227.936	1.876.750	52,84
GUAM	302	0	-100,00	570	0	-100,00
PALAU	0	466	--	0	784	--
NEW CALEDONIA	4.296	604	-85,94	17.224	3.912	-77,29
NORTHERN MARIANA ISLANDS	2.010	0	-100,00	19.495	0	-100,00
SAINT VINCENT AND THE GRENADII	377	0	-100,00	732	0	-100,00
VANUATU	884	3.118	252,71	1.107	8.399	658,72
AMERICAN SAMOA	99	4	-95,96	1.136	361	-68,22
COOK ISLANDS	1.899	146	-92,31	2.627	1.848	-29,65
FIJI	4.214	2.185	-48,15	38.174	28.322	-25,81
MARSHALL ISLANDS	4	0	-100,00	174	0	-100,00
TONGA	672	0	-100,00	829	0	-100,00
EAST TIMOR	3.029	262.944	8.580,88	31.687	286.693	804,77
UNITED STATES	11.750.361	11.367.710	-3,26	176.368.681	165.718.575	-6,04
CANADA	527.118	444.445	-15,68	6.986.565	6.628.166	-5,13
MEXICO	1.585.595	1.414.858	-10,77	15.740.145	14.759.739	-6,23
GUATEMALA	14	0	-100,00	195	0	-100,00
HONDURAS	14.429	19.039	31,95	100.703	133.254	32,32
PANAMA	311.933	453.106	45,26	4.547.310	6.672.781	46,74

TABEL 5. PERKEMBANGAN EKSPOR INDONESIA MENURUT KOMODITI DAN NEGARA TUJUAN

JENIS BARANG	BERAT BERSIH (KG)		PERUB	NILAI FOB (US \$)		PERUB
	JAN-MEI 2007	JAN-MEI 2008	%	JAN-MEI 2007	JAN-MEI 2008	%
	(1)	(2)	(3)	(4)	(5)	(6)
CUBA	220	0	-100,00	945	0	-100,00
SURINAME	37	230	521,62	536	3.350	525,00
CHILE	151.847	249.488	64,30	2.291.826	3.813.791	66,41
VENEZUELA	4.154	11.109	167,43	77.933	139.171	78,58
ARGENTINA	127.767	261.184	104,42	1.763.222	3.910.985	121,81
BRAZIL	322.366	266.334	-17,38	4.568.961	4.406.953	-3,55
COLOMBIA	58.076	61.902	6,59	769.498	833.382	8,30
BOLIVIA	0	3.527	--	0	46.353	--
URUGUAY	18.231	26.686	46,38	309.022	473.697	53,29
PARAGUAY	10.074	27.093	168,94	121.718	375.101	208,17
ECUADOR	38.682	27.885	-27,91	544.886	440.884	-19,09
PERU	43.028	27.683	-35,66	503.814	347.673	-30,99
JAMAICA	36	2.382	6.516,67	740	22.291	2.912,30
PUERTO RICO	1.891	3.427	81,23	11.431	22.215	94,34
BELIZE	42	0	-100,00	57	0	-100,00
DOMINICAN REPUBLIC	1.074	1.157	7,73	1.779	2.297	29,12
EL SALVADOR	11.802	1.374	-88,36	49.880	16.283	-67,36
COSTA RICA	21.190	714	-96,63	223.793	3.616	-98,38
BARBADOS	0	22.007	--	0	60.196	--
ANTIGUA AND BARBUDA	0	298	--	0	1.731	--
ARUBA	13	0	-100,00	726	0	-100,00
BERMUDA	142	276	94,37	1.267	1.529	20,68
CAYMAN ISLANDS	120	2	-98,33	10.272	125	-98,78
FALKLAND ISLANDS (MALVINAS)	151	0	-100,00	198	0	-100,00
FRENCH GUIANA	0	16	--	0	55	--
FRENCH POLYNESIA	9.773	6.128	-37,30	26.093	19.960	-23,50
MARTINIQUE	0	70	--	0	426	--
NETHERLANDS ANTILLES	505	1.502	197,43	11.353	13.386	17,91
TURKS AND CAICOS ISLANDS	0	166	--	0	355	--
GUADELOUPE	509	0	-100,00	2.320	0	-100,00
SAINT KITTS AND NEVIS	0	1	--	0	2	--
UNITED KINGDOM	4.632.635	4.149.983	-10,42	58.073.824	55.970.017	-3,62
NETHERLANDS	2.954.069	2.727.972	-7,65	41.906.444	41.456.022	-1,07
FRANCE	1.406.847	1.347.297	-4,23	19.253.887	19.516.332	1,36
GERMANY, FED. REP. OF	3.638.106	4.760.456	30,85	62.696.913	77.751.029	24,01
AUSTRIA	20.409	73.514	260,20	225.096	1.029.419	357,32
BELGIUM	3.876.408	5.347.602	37,95	58.359.326	78.610.888	34,70
SWITZERLAND	57.591	87.633	52,16	648.440	1.256.541	93,78
MONACO	0	976	--	0	9.328	--
DENMARK	473.472	850.978	79,73	11.768.195	15.804.592	34,30
NORWAY	47.545	50.890	7,04	647.299	913.306	41,09
SWEDEN	72.086	167.190	131,93	1.099.355	2.326.886	111,66
FINLAND	30.668	64.732	111,07	444.068	2.177.229	390,29
IRELAND	74.425	99.921	34,26	1.147.883	1.549.539	34,99
ITALY	3.106.838	3.139.301	1,04	42.061.105	51.300.817	21,97
SPAIN	990.245	1.088.222	9,89	12.240.351	14.513.251	18,57
PORTUGAL	162.566	132.642	-18,41	4.678.397	3.442.435	-26,42
ICELAND	0	1.364	--	0	17.028	--
GREECE	183.091	383.552	109,49	2.582.970	5.237.810	102,78
HUNGARY	16.389	22.640	38,14	152.066	261.144	71,73
POLAND	27.116	42.024	54,98	297.812	389.381	30,75
ROMANIA	1.404	1.456	3,70	13.200	40.292	205,24
BULGARIA	16.400	37.866	130,89	96.743	247.341	155,67
YUGOSLAVIA	14.935	52.363	250,61	218.080	806.937	270,02
KAZAKHSTAN	0	5.292	--	0	111.023	--
KYRGYZSTAN	0	523	--	0	4.478	--
UKRAINE	50.603	115.350	127,95	674.830	1.546.330	129,14
LITHUANIA	1.396	6.843	390,19	32.463	202.691	524,38
LATVIA	6.106	5.787	-5,22	73.624	59.314	-19,44
ESTONIA	44.420	3.008	-93,23	1.218.396	28.943	-97,62
CROATIA	27.356	13.301	-51,38	196.513	178.916	-8,95
BOSNIA AND HERZEGOVINA	0	718	--	0	7.429	--
MALTA	1.051	93	-91,15	22.782	1.848	-91,89
SLOVAKIA	286.409	178.241	-37,77	10.813.830	6.918.571	-36,02
SLOVENIA	20.677	81.339	293,38	222.726	708.947	218,30
CZECH REPUBLIC	39.590	50.308	27,07	560.229	619.991	10,67
RUSSIA FEDERATION	259.713	521.735	100,89	3.346.613	7.251.122	116,67
-PRODUK KERAMIK	209.527.082	202.343.931	-3,43	117.290.095	128.828.812	9,84
JAPAN	4.020.164	3.386.228	-15,77	10.712.964	11.512.685	7,46
HONG KONG	231.309	322.074	39,24	524.246	750.938	43,24
KOREA, REPUBLIC OF	23.026.065	18.566.023	-19,37	8.123.241	7.968.282	-1,91
TAIWAN	19.324.461	18.615.416	-3,67	6.154.152	6.069.005	-1,38
CHINA	499.948	401.950	-19,60	940.345	1.291.274	37,32
MACAU	16.898	8.185	-51,56	201.085	86.390	-57,04
PAPUA NEW GUINEA	252.864	56.871	-77,51	59.810	15.691	-73,77
THAILAND	10.773.432	16.605.969	54,14	3.398.570	5.910.492	73,91
SINGAPORE	2.371.253	2.119.677	-10,61	1.859.987	1.743.004	-6,29

TABEL 5. PERKEMBANGAN EKSPOR INDONESIA MENURUT KOMODITI DAN NEGARA TUJUAN

JENIS BARANG	BERAT BERSIH (KG)		PERUB	NILAI FOB (US \$)		PERUB
	JAN-MEI 2007	JAN-MEI 2008	%	JAN-MEI 2007	JAN-MEI 2008	%
	(1)	(2)	(3)	(4)	(5)	(6)
PHILIPPINES	4.256.867	5.160.036	21,22	1.215.438	1.550.372	27,56
MALAYSIA	19.025.622	19.473.919	2,36	4.014.182	5.079.840	26,55
MYANMAR (FORM. BURMA)	566.571	700.884	23,71	81.215	117.295	44,43
CAMBODIA	700.418	2.116.425	202,17	163.052	417.869	156,28
BRUNEI DARUSSALAM	1.133.845	1.804.474	59,15	286.822	502.094	75,05
LAO PEOPLE'S DEMOCRATIC REPU	245	0	-100,00	1.454	0	-100,00
NEPAL	0	43.977	--	0	26.520	--
VIET NAM	322.769	483.404	49,77	177.078	340.508	92,29
MALDIVES	731.594	3.137.930	328,92	349.692	690.391	97,43
INDIA	649.957	930.938	43,23	1.181.176	1.636.316	38,53
PAKISTAN	5.957.001	9.101.986	52,79	1.101.117	1.852.623	68,25
BANGLADESH	125.690	132.847	5,69	122.929	57.664	-53,09
SRI LANKA	5.730.491	6.795.889	18,59	1.123.847	1.330.287	18,37
IRAQ	0	243.662	--	0	75.251	--
IRAN (ISLAMIC REPUBLIC OF)	17.902	99.527	455,95	5.896	325.947	5.428,27
SAUDI ARABIA	9.681.368	9.080.117	-6,21	1.646.883	1.783.675	8,31
ISRAEL	0	1.074.884	--	0	224.152	--
KUWAIT	1.101.066	712.870	-35,26	216.317	133.013	-38,51
JORDAN	383.427	678.203	76,88	59.154	164.954	178,86
LEBANON	3.990	103.546	2.495,14	10.623	47.169	344,03
YEMEN	342.221	234.397	-31,51	77.531	51.093	-34,10
OMAN	1.031	47.177	4.475,85	13.841	12.863	-7,07
SYRIA ARAB REPUBLIC	141	605	329,08	1.129	923	-18,25
TURKEY	2.982.916	1.120.418	-62,44	1.833.274	1.359.839	-25,82
UNITED ARAB EMIRATES	2.633.607	5.408.220	105,35	1.629.371	2.942.458	80,59
QATAR	1.578.178	2.369.811	50,16	652.267	1.027.106	57,47
BAHRAIN	136.943	316.640	131,22	43.714	135.816	210,69
CYPRUS	96.852	18.052	-81,36	45.231	29.498	-34,78
EGYPT	329.253	244.525	-25,73	177.110	303.485	71,35
MOROCCO	16.686	62	-99,63	6.630	376	-94,33
TUNISIA	1.505	13.461	794,42	4.002	33.992	749,38
ALGERIA	513	0	-100,00	1.423	0	-100,00
SUDAN	0	27.981	--	0	27.385	--
TANZANIA, UNITED REPUBLIC OF	136	166.152	122.070,59	600	23.066	3.744,33
MADAGASCAR	122	4.063	3.230,33	107	5.764	5.286,92
KENYA	74.150	276	-99,63	12.807	136	-98,94
REUNION	918.454	1.087.887	18,45	228.159	287.692	26,09
MOZAMBIQUE	5.641	460	-91,85	10.757	283	-97,37
BOTSWANA	122.160	84.425	-30,89	19.860	14.840	-25,28
TOGO	26.240	17.539	-33,16	3.890	3.858	-0,82
ANGOLA	926.971	19.425	-97,90	298.369	2.723	-99,09
CONGO	154	0	-100,00	100	0	-100,00
NIGERIA	24.443	106.802	336,94	13.440	141.027	949,31
GABON	48	544	1.033,33	45	1.669	3.608,89
COTE D'IVOIRE	23.409	5.591	-76,12	11.823	10.166	-14,02
SENEGAL	143	85	-40,56	705	108	-84,68
MAURITANIA	0	70.537	--	0	13.839	--
BENIN	1.771	2.486	40,37	700	1.696	142,29
U.S. VIRGIN ISLANDS	0	62	--	0	36	--
SEYCHELLES	2.777	3.121	12,39	3.953	2.782	-29,62
UGANDA	570	0	-100,00	977	0	-100,00
NIGER	0	66	--	0	116	--
SAO TOME AND PRINCIPE	1.012	0	-100,00	1.792	0	-100,00
SWAZILAND	0	3.382	--	0	1.870	--
SOUTH AFRICA	5.291.631	5.748.763	8,64	12.825.405	15.128.765	17,96
MAURITIUS	2.003.587	2.367.336	18,15	400.329	567.222	41,69
VIRGIN ISLANDS (BRITISH)	29	0	-100,00	233	0	-100,00
AUSTRALIA	16.892.033	15.581.638	-7,76	6.260.247	6.383.507	1,97
NEW ZEALAND	1.031.682	1.047.763	1,56	480.632	463.267	-3,61
GUAM	9.383	4.604	-50,93	13.614	5.179	-61,96
PALAU	3	1.425	47.400,00	13	2.421	18.523,08
NEW CALEDONIA	7.048	38.183	441,76	7.839	23.787	203,44
SAINT VINCENT AND THE GRENADII	35	1.023	2.822,86	93	1.831	1.868,82
VANUATU	81.983	49.924	-39,10	39.766	84.128	111,56
WALLIS AND FUTUNA ISLANDS	292	692	136,99	564	1.278	126,60
AMERICAN SAMOA	24.480	63.618	159,88	6.048	13.390	121,40
COOK ISLANDS	5.423	27.753	411,76	9.840	14.575	48,12
FIJI	240.176	203.616	-15,22	80.535	84.523	4,95
SAMOA	69.558	24.296	-65,07	15.888	5.652	-64,43
SOLOMON ISLANDS	0	474	--	0	1.265	--
TONGA	13.870	6.548	-52,79	11.769	12.565	6,76
EAST TIMOR	3.240	450.460	13.803,09	3.592	288.349	7.927,53
UNITED STATES	28.788.818	16.937.982	-41,16	23.220.704	21.972.802	-5,37
CANADA	3.932.178	2.726.567	-30,66	2.382.671	1.745.454	-26,74
MEXICO	79.635	49.604	-37,71	203.656	138.382	-32,05
GUATEMALA	275.139	292	-99,89	66.797	1.611	-97,59
HONDURAS	10	0	-100,00	15	0	-100,00
NICARAGUA	229	0	-100,00	172	0	-100,00

TABEL 5. PERKEMBANGAN EKSPOR INDONESIA MENURUT KOMODITI DAN NEGARA TUJUAN

JENIS BARANG	BERAT BERSIH (KG)		PERUB	NILAI FOB (US \$)		PERUB
	JAN-MEI 2007	JAN-MEI 2008	%	JAN-MEI 2007	JAN-MEI 2008	%
	(1)	(2)	(3)	(4)	(5)	(6)
PANAMA	312.796	332.478	6,29	73.490	92.941	26,47
SURINAME	54	0	-100,00	318	0	-100,00
CHILE	300.955	193.542	-35,69	126.540	94.605	-25,24
VENEZUELA	823	21	-97,45	5.396	14	-99,74
ARGENTINA	37.643	11.150	-70,38	25.830	15.021	-41,85
BRAZIL	2.054	8.979	337,15	4.134	37.609	809,75
COLOMBIA	94.254	50.183	-46,76	150.568	50.935	-66,17
BOLIVIA	24.510	24.089	-1,72	6.207	6.104	-1,66
URUGUAY	460	23.760	5.065,22	565	5.472	868,50
ECUADOR	25	4	-84,00	67	8	-88,06
PERU	189	21.917	11.496,30	98	7.295	7.343,88
TRINIDAD AND TOBAGO	49.808	148.314	197,77	12.798	49.254	284,86
BAHAMAS	5.720	18.922	230,80	41.505	9.805	-76,38
JAMAICA	515.379	836.850	62,38	138.901	246.782	77,67
PUERTO RICO	487.428	334.653	-31,34	171.799	154.379	-10,14
DOMINICAN REPUBLIC	5.219	6.874	31,71	4.428	11.732	164,95
COSTA RICA	3.971	8.487	113,72	2.994	7.320	144,49
BARBADOS	4.177	403	-90,35	4.832	929	-80,77
ANTIGUA AND BARBUDA	0	24.893	--	0	7.791	--
ANGUILLA	523	0	-100,00	1.932	0	-100,00
ARUBA	160	24	-85,00	245	734	199,59
BERMUDA	439	324	-26,20	3.235	2.596	-19,75
CAYMAN ISLANDS	29	164	465,52	8	36	350,00
FRENCH GUIANA	952	1.003	5,36	1.699	3.089	81,81
FRENCH POLYNESIA	172.905	598.427	246,10	34.727	83.915	141,64
GRENADA	22.697	48.285	112,74	9.623	16.664	73,17
MARTINIQUE	1.154	26.417	2.189,17	1.272	8.401	560,46
NETHERLANDS ANTILLES	32.186	1.648	-94,88	5.299	1.111	-79,03
TURKS AND CAICOS ISLANDS	0	489	--	0	830	--
GUADELOUPE	2.728	206.077	7.454,14	4.266	40.376	846,46
SAINT KITTS AND NEVIS	0	27	--	0	41	--
UNITED KINGDOM	3.817.221	4.875.888	27,73	6.386.286	8.087.038	26,63
NETHERLANDS	1.185.868	928.779	-21,68	901.481	1.252.779	38,97
FRANCE	918.332	742.090	-19,19	1.724.518	1.107.979	-35,75
GERMANY, FED. REP. OF	271.280	659.884	143,25	759.411	847.193	11,56
AUSTRIA	4.724	7.968	68,67	9.585	15.416	60,83
BELGIUM	2.070.610	1.546.351	-25,32	1.435.191	2.532.330	76,45
SWITZERLAND	169.484	49.394	-70,86	250.393	160.242	-36,00
MONACO	0	11	--	0	39	--
DENMARK	75.264	72.553	-3,60	66.051	62.234	-5,78
NORWAY	2.393.116	1.228.659	-48,66	630.431	624.924	-0,87
SWEDEN	978.946	1.283.050	31,06	397.823	990.948	149,09
FINLAND	56.632	66.527	17,47	478.941	489.302	2,16
IRELAND	220.284	49.706	-77,44	326.184	21.580	-93,38
ITALY	8.710.157	4.276.279	-50,90	4.677.166	3.513.675	-24,88
SPAIN	1.040.558	798.476	-23,26	1.632.080	1.146.357	-29,76
PORTUGAL	33.632	11.579	-65,57	27.869	26.512	-4,87
GREECE	3.340.787	1.606.599	-51,91	687.146	574.486	-16,40
ANDORRA	0	26.450	--	0	8.988	--
HUNGARY	8.428	8.150	-3,30	17.260	12.513	-27,50
POLAND	19.860	17.403	-12,37	14.218	17.132	20,50
ROMANIA	3.444	580	-83,16	4.523	2.031	-55,10
BULGARIA	3.228	6.334	96,22	11.520	9.948	-13,65
YUGOSLAVIA	1.575	568	-63,94	2.330	679	-70,86
AZERBAIJAN	0	110	--	0	829	--
KAZAKHSTAN	237	39	-83,54	333	144	-56,76
UKRAINE	536.559	1.251.677	133,28	240.356	531.124	120,97
LITHUANIA	23.498	530	-97,74	4.552	512	-88,75
ESTONIA	28.510	26.693	-6,37	9.990	8.045	-19,47
GEORGIA	1.250	2.882	130,56	9.300	9.909	6,55
CROATIA	73.587	91.175	23,90	65.430	114.592	75,14
BOSNIA AND HERZEGOVINA	0	379	--	0	1.773	--
MALTA	299.609	161.352	-46,15	62.418	51.046	-18,22
SLOVAKIA	4.148	1.279	-69,17	2.563	2.765	7,88
SLOVENIA	512	1.591	210,74	903	2.512	178,18
CZECH REPUBLIC	73.241	566.738	673,80	164.445	184.858	12,41
RUSSIA FEDERATION	1.179.537	383.080	-67,52	601.318	380.430	-36,73
-EMAS BATANGAN	14.458	11.776	-18,55	302.301.897	347.843.590	15,06
JAPAN	0	65	--	0	1.784.011	--
HONG KONG	949	2.909	206,53	20.062.030	87.686.749	337,08
SINGAPORE	7.656	5.907	-22,84	163.766.788	173.124.700	5,71
MALAYSIA	353	468	32,58	7.568.697	14.387.362	90,09
AUSTRALIA	5.331	2.414	-54,72	107.347.412	70.538.321	-34,29
SWITZERLAND	169	0	-100,00	3.556.970	0	-100,00
ITALY	0	13	--	0	322.447	--
-PESAWAT UDARA DAN BAGIANNY	963.811	1.671.464	73,42	50.460.011	33.674.412	-33,27

TABEL 5. PERKEMBANGAN EKSPOR INDONESIA MENURUT KOMODITI DAN NEGARA TUJUAN

JENIS BARANG	BERAT BERSIH (KG)		PERUB	NILAI FOB (US \$)		PERUB
	JAN-MEI 2007	JAN-MEI 2008	%	JAN-MEI 2007	JAN-MEI 2008	%
	(1)	(2)	(3)	(4)	(5)	(6)
JAPAN	5.384	5.114	-5,01	1.290.883	403.200	-68,77
HONG KONG	4.083	8.710	113,32	513.115	1.511.600	194,59
KOREA, REPUBLIC OF	1.893	2.569	35,71	220.014	467.419	112,45
TAIWAN	2.279	6.470	183,90	25.626	178.981	598,44
CHINA	8.024	3.330	-58,50	1.020.074	629.279	-38,31
THAILAND	105.595	104.506	-1,03	3.576.270	586.518	-83,60
SINGAPORE	134.140	534.292	298,31	7.113.310	7.876.710	10,73
PHILIPPINES	304	31.963	10.414,14	6.927	32.402	367,76
MALAYSIA	63.639	475.267	646,82	6.005.640	2.328.564	-61,23
CAMBODIA	1.019	0	-100,00	34.200	0	-100,00
BRUNEI DARUSSALAM	291	390	34,02	11.902	41.815	251,33
NEPAL	0	80	--	0	1.500	--
VIET NAM	119	0	-100,00	150	0	-100,00
INDIA	4.605	2.228	-51,62	517.850	158.116	-69,47
PAKISTAN	425	220	-48,24	1.017.132	411.961	-59,50
BANGLADESH	69	290	320,29	200	12.000	5.900,00
SRI LANKA	270	570	111,11	1.819	8.000	339,80
SAUDI ARABIA	922	24.741	2.583,41	3.885	196.361	4.954,34
ISRAEL	0	150	--	0	1.000	--
JORDAN	1.383	200	-85,54	12.850	40.000	211,28
YEMEN	156	234	50,00	7.450	6.690	-10,20
OMAN	10	31.541	315.310,00	9.358	67.750	623,98
TURKEY	156	203	30,13	54.616	166.717	205,25
UNITED ARAB EMIRATES	157.293	1.461	-99,07	1.196.131	229.004	-80,85
MADAGASCAR	3.695	0	-100,00	1.856	0	-100,00
KENYA	1.348	7.722	472,85	43.275	135.450	213,00
REUNION	832	0	-100,00	4.518	0	-100,00
TOGO	288	0	-100,00	400	0	-100,00
COTE D'IVOIRE	197	0	-100,00	277	0	-100,00
BURKINA FASO	0	174	--	0	6.255	--
CENTRAL AFRICAN REPUBLIC	42	0	-100,00	2.000	0	-100,00
SOUTH AFRICA	5.878	21.071	258,47	106.683	951.506	791,90
MALAWI	0	51	--	0	850	--
AUSTRALIA	15.231	8.941	-41,30	1.601.927	1.212.972	-24,28
NEW ZEALAND	3.505	5.014	43,05	1.032.348	114.162	-88,94
FIJI	0	125	--	0	549	--
UNITED STATES	30.840	66.941	117,06	3.122.909	2.893.703	-7,34
CANADA	633	620	-2,05	15.172	64.258	323,53
BOLIVIA	0	20.000	--	0	20.000	--
TRINIDAD AND TOBAGO	0	3	--	0	9	--
FRENCH POLYNESIA	714	0	-100,00	608	0	-100,00
UNITED KINGDOM	258.979	70.898	-72,62	7.632.368	8.752.901	14,68
NETHERLANDS	13.803	20.200	46,34	356.107	740.754	108,01
FRANCE	39.921	907	-97,73	738.625	303.550	-58,90
GERMANY, FED. REP. OF	62.722	70.216	11,95	7.111.642	703.662	-90,11
BELGIUM	15.659	710	-95,47	644.844	56.386	-91,26
SWITZERLAND	3.641	4.562	25,30	198.374	278.164	40,22
LUXEMBOURG	0	45	--	0	5.500	--
DENMARK	1.232	59	-95,21	75.417	9.000	-88,07
NORWAY	3.750	0	-100,00	500.000	0	-100,00
SWEDEN	332	2.100	532,53	753	20.000	2.556,04
IRELAND	262	500	90,84	88.050	43.513	-50,58
ITALY	632	1.122	77,53	65.657	27.438	-58,21
SPAIN	3.516	123.628	3.416,15	2.076.799	1.910.943	-7,99
PORTUGAL	0	4.000	--	0	5.000	--
GREECE	0	76	--	0	2.300	--
BULGARIA	0	750	--	0	15.000	--
RUSSIA FEDERATION	4.100	6.500	58,54	2.400.000	45.000	-98,13
-KAPAL LAUT DAN SEJENISNYA	146.412.742	160.562.207	9,66	368.421.923	265.531.448	-27,93
JAPAN	638.000	33.179	-94,80	3.184.455	148.030	-95,35
HONG KONG	0	13.818	--	0	9.762	--
KOREA, REPUBLIC OF	20.243.779	3.200	-99,98	6.068.000	3.200	-99,95
CHINA	93	0	-100,00	500	0	-100,00
THAILAND	456.980	1.536.488	236,23	4.331.864	10.065.186	132,35
SINGAPORE	73.189.492	132.416.552	80,92	101.553.890	209.632.833	106,43
PHILIPPINES	109.000	0	-100,00	7.946.541	0	-100,00
MALAYSIA	10.492.233	8.190.431	-21,94	7.937.160	29.992.590	277,88
VIET NAM	0	9.829.000	--	0	4.000.000	--
INDIA	676.453	124.000	-81,67	7.019.800	4.638.000	-33,93
SAUDI ARABIA	4.151.518	0	-100,00	1.780.549	0	-100,00
KUWAIT	912.747	0	-100,00	959.979	0	-100,00
YEMEN	0	19.500	--	0	22.991	--
TURKEY	0	110	--	0	6.000	--
UNITED ARAB EMIRATES	16.011	619.276	3.767,82	506.576	343.982	-32,10
UGANDA	7.533	0	-100,00	18.000	0	-100,00
AUSTRALIA	11.608.253	7.224.000	-37,77	177.720.509	5.251.995	-97,04
NEW ZEALAND	0	549.000	--	0	1.200.000	--

TABEL 5. PERKEMBANGAN EKSPOR INDONESIA MENURUT KOMODITI DAN NEGARA TUJUAN

JENIS BARANG	BERAT BERSIH (KG)		PERUB	NILAI FOB (US \$)		PERUB
	JAN-MEI 2007	JAN-MEI 2008	%	JAN-MEI 2007	JAN-MEI 2008	%
	(1)	(2)	(3)	(4)	(5)	(6)
UNITED STATES	150	0	-100,00	22.500	0	-100,00
JAMAICA	822.000	0	-100,00	8.250.000	0	-100,00
UNITED KINGDOM	0	30	--	0	10	--
FRANCE	34.500	2.965	-91,41	21.600	201.058	830,82
GERMANY, FED. REP. OF	17.030.000	0	-100,00	24.700.000	0	-100,00
ITALY	6.024.000	0	-100,00	16.400.000	0	-100,00
SPAIN	0	658	--	0	15.811	--
-PERLENGKAPAN OLAHRAGA DAN	10.691.025	10.806.942	1,08	83.612.830	101.376.890	21,25
JAPAN	541.963	592.498	9,32	10.849.053	12.847.458	18,42
HONG KONG	83.650	60.979	-27,10	795.673	628.311	-21,03
KOREA, REPUBLIC OF	105.534	148.845	41,04	693.245	921.550	32,93
TAIWAN	5.592	54.420	873,18	31.964	106.889	234,40
CHINA	306.769	387.377	26,28	2.378.683	3.319.950	39,57
PAPUA NEW GUINEA	2.697	1.295	-51,98	5.234	8.332	59,19
THAILAND	29.805	20.021	-32,83	144.599	95.548	-33,92
SINGAPORE	390.966	305.840	-21,77	6.986.454	4.430.991	-36,58
PHILIPPINES	45.494	97.729	114,82	88.111	248.929	182,52
MALAYSIA	219.286	297.058	35,47	1.179.728	2.270.132	92,43
CAMBODIA	0	1.371	--	0	56.754	--
BRUNEI DARUSSALAM	125	7.425	5.840,00	626	19.860	3.072,52
VIET NAM	9.831	15.186	54,47	96.235	167.211	73,75
MALDIVES	1.218	512	-57,96	10.159	2.018	-80,14
INDIA	49.890	42.935	-13,94	365.530	299.395	-18,09
PAKISTAN	105.619	73.167	-30,73	183.509	222.862	21,44
BANGLADESH	1.503	0	-100,00	7.517	0	-100,00
SRI LANKA	58.605	83.203	41,97	50.845	79.327	56,02
IRAN (ISLAMIC REPUBLIC OF)	9.104	3.730	-59,03	21.994	7.417	-66,28
SAUDI ARABIA	118.730	149.959	26,30	190.252	238.050	25,12
ISRAEL	0	2.663	--	0	30.673	--
KUWAIT	1.876	0	-100,00	16.123	0	-100,00
JORDAN	27.404	42.353	54,55	60.210	100.250	66,50
LEBANON	33.291	8.615	-74,12	50.710	16.504	-67,45
YEMEN	84	683	713,10	228	1.920	742,11
OMAN	0	300	--	0	639	--
SYRIA ARAB REPUBLIC	9.029	0	-100,00	20.870	0	-100,00
TURKEY	5.288	14.429	172,86	19.867	192.130	867,08
UNITED ARAB EMIRATES	74.805	122.301	63,49	465.010	980.430	110,84
QATAR	122	0	-100,00	1.840	0	-100,00
BAHRAIN	9	3.524	39.055,56	80	6.664	8.230,00
CYPRUS	238	391	64,29	2.055	2.683	30,56
EGYPT	12.904	13.154	1,94	105.737	95.901	-9,30
MOROCCO	0	2.357	--	0	13.159	--
ALGERIA	61.458	48.486	-21,11	123.268	115.634	-6,19
SUDAN	16.657	31.102	86,72	34.924	109.763	214,29
KENYA	0	1.089	--	0	22.460	--
ANGOLA	908	1.719	89,32	308	1.143	271,10
NIGERIA	0	5.007	--	0	23.758	--
GABON	0	390	--	0	170	--
BENIN	13.018	11.514	-11,55	76.975	68.695	-10,76
SOUTH AFRICA	26.426	4.023	-84,78	291.468	60.526	-79,23
MAURITIUS	0	871	--	0	26.936	--
AUSTRALIA	255.375	337.954	32,34	1.722.092	2.031.794	17,98
NEW ZEALAND	35.331	24.914	-29,48	199.759	159.555	-20,13
GUAM	19.992	0	-100,00	13.000	0	-100,00
NEW CALEDONIA	465	0	-100,00	588	0	-100,00
FIJI	1.212	716	-40,92	4.645	4.538	-2,30
EAST TIMOR	56	1.778	3.075,00	36	2.093	5.713,89
UNITED STATES	2.558.151	3.004.866	17,46	18.896.992	28.464.784	50,63
CANADA	156.132	132.143	-15,36	1.199.816	1.102.416	-8,12
MEXICO	633.621	297.836	-52,99	4.530.637	2.568.084	-43,32
GUATEMALA	35	0	-100,00	34	0	-100,00
PANAMA	10.152	9.681	-4,64	89.468	101.127	13,03
SURINAME	66	0	-100,00	385	0	-100,00
CHILE	186.470	24.603	-86,81	963.790	99.913	-89,63
VENEZUELA	78.695	61.787	-21,49	603.731	514.301	-14,81
ARGENTINA	147.240	79.959	-45,69	895.872	657.149	-26,65
BRAZIL	735.251	573.402	-22,01	4.582.660	4.527.746	-1,20
COLOMBIA	25.503	11.659	-54,28	178.175	97.799	-45,11
BOLIVIA	877	0	-100,00	3.276	0	-100,00
URUGUAY	0	1.021	--	0	4.956	--
PARAGUAY	0	3.341	--	0	21.600	--
ECUADOR	5.569	3.740	-32,84	51.180	38.559	-24,66
PERU	16.145	2.981	-81,54	107.304	22.383	-79,14
EL SALVADOR	0	9.915	--	0	107.678	--
FRENCH POLYNESIA	0	1.022	--	0	15.216	--
UNITED KINGDOM	599.708	785.156	30,92	4.348.046	6.877.796	58,18
NETHERLANDS	336.970	364.625	8,21	2.365.156	2.756.398	16,54

TABEL 5. PERKEMBANGAN EKSPOR INDONESIA MENURUT KOMODITI DAN NEGARA TUJUAN

JENIS BARANG	BERAT BERSIH (KG)		PERUB	NILAI FOB (US \$)		PERUB
	JAN-MEI 2007	JAN-MEI 2008	%	JAN-MEI 2007	JAN-MEI 2008	%
	(1)	(2)	(3)	(4)	(5)	(6)
FRANCE	534.527	508.468	-4,88	3.189.654	4.000.326	25,42
GERMANY, FED. REP. OF	541.115	429.667	-20,60	5.010.865	5.238.295	4,54
AUSTRIA	51.416	53.413	3,88	365.960	694.992	89,91
BELGIUM	215.419	154.854	-28,11	1.369.208	1.898.252	38,64
SWITZERLAND	15.384	48.602	215,93	95.308	321.325	237,14
DENMARK	51.037	69.434	36,05	355.564	848.497	138,63
NORWAY	36.606	12.348	-66,27	157.286	100.790	-35,92
SWEDEN	118.720	169.832	43,05	529.756	1.426.505	169,28
FINLAND	49.245	845	-98,28	174.591	61.867	-64,56
IRELAND	10.532	7.396	-29,78	96.099	81.559	-15,13
ITALY	242.547	269.200	10,99	1.525.116	2.471.617	62,06
SPAIN	77.071	124.552	61,61	690.683	1.265.033	83,16
PORTUGAL	0	17.335	--	0	244.739	--
ICELAND	2.376	3.368	41,75	25.746	48.503	88,39
GREECE	31.053	71.918	131,60	166.223	676.448	306,95
HUNGARY	31.069	34.911	12,37	173.646	228.873	31,80
POLAND	19.755	81.629	313,21	156.167	695.723	345,50
ROMANIA	0	8.873	--	0	90.964	--
YUGOSLAVIA	0	5.601	--	0	16.499	--
BELARUS	7.728	8.837	14,35	20.104	41.123	104,55
KAZAKHSTAN	0	2.434	--	0	26.590	--
UKRAINE	7.660	20.211	163,85	75.558	190.958	152,73
LITHUANIA	3.445	0	-100,00	41.532	0	-100,00
LATVIA	1.040	108	-89,62	10.705	6.240	-41,71
CROATIA	42.360	9.961	-76,48	102.048	25.154	-75,35
SLOVAKIA	12	3.926	32.616,67	222	69.371	31.148,20
SLOVENIA	8.457	4.088	-51,66	20.504	11.325	-44,77
CZECH REPUBLIC	218.067	175.470	-19,53	1.536.916	1.330.012	-13,46
RUSSIA FEDERATION	201.470	118.041	-41,41	1.617.643	1.248.403	-22,83
-PENA DAN PENSIL	5.483.472	4.456.901	-18,72	35.134.008	31.805.142	-9,47
JAPAN	216.752	137.419	-36,60	2.370.850	1.518.140	-35,97
HONG KONG	14.558	31.830	118,64	153.869	311.580	102,50
KOREA, REPUBLIC OF	11.370	24.966	119,58	112.869	270.806	139,93
TAIWAN	17.129	20.166	17,73	163.736	174.552	6,61
CHINA	36.500	13.070	-64,19	354.351	159.935	-54,87
PAPUA NEW GUINEA	0	16	--	0	132	--
THAILAND	57.190	116.908	104,42	538.933	1.109.695	105,91
SINGAPORE	73.071	50.976	-30,24	530.627	454.229	-14,40
PHILIPPINES	89.487	71.628	-19,96	505.334	424.958	-15,91
MALAYSIA	108.697	90.890	-16,38	1.011.843	914.439	-9,63
MYANMAR (FORM. BURMA)	0	12.399	--	0	33.360	--
CAMBODIA	0	95	--	0	606	--
BRUNEI DARUSSALAM	0	235	--	0	374	--
VIET NAM	1.995	1.650	-17,29	20.303	20.968	3,28
MALDIVES	455	3.596	690,33	1.312	7.220	450,30
INDIA	6.888	3.462	-49,74	52.873	43.237	-18,22
PAKISTAN	7.832	0	-100,00	48.869	0	-100,00
BANGLADESH	13.078	42.676	226,32	137.714	393.651	185,85
SRI LANKA	71	1	-98,59	250	7	-97,20
IRAN (ISLAMIC REPUBLIC OF)	49.588	80.283	61,90	290.060	553.828	90,94
SAUDI ARABIA	196.520	184.472	-6,13	1.760.654	1.770.726	0,57
KUWAIT	6.692	19.948	198,09	68.957	213.745	209,97
LEBANON	24.200	18.126	-25,10	179.066	139.067	-22,34
YEMEN	14.949	1	-99,99	12.512	4	-99,97
OMAN	8.323	11.522	38,44	91.041	114.140	25,37
SYRIA ARAB REPUBLIC	10.146	19.260	89,83	57.016	133.340	133,86
TURKEY	41.525	62.182	49,75	202.892	385.935	90,22
UNITED ARAB EMIRATES	67.938	47.875	-29,53	639.255	420.885	-34,16
QATAR	6.552	18.430	181,29	72.200	197.871	174,06
BAHRAIN	5.015	8.374	66,98	54.680	88.992	62,75
EGYPT	70.518	100.924	43,12	548.754	762.835	39,01
MOROCCO	10.746	8.125	-24,39	96.584	73.190	-24,22
ALGERIA	0	288	--	0	1.340	--
COTE D'IVOIRE	0	58.642	--	0	34.023	--
GAMBIA	139	0	-100,00	261	0	-100,00
SOUTH AFRICA	37.479	77.484	106,74	99.232	303.763	206,11
AUSTRALIA	69.257	154.061	122,45	446.697	798.700	78,80
NEW ZEALAND	10.936	9.523	-12,92	105.179	91.037	-13,45
COOK ISLANDS	0	1.266	--	0	1.979	--
FIJI	127	439	245,67	432	3.861	793,75
EAST TIMOR	2	11.886	594.200,00	7	9.180	131.042,86
UNITED STATES	2.985.315	1.723.359	-42,27	15.180.689	10.610.591	-30,10
CANADA	13.093	16.596	26,75	232.370	250.826	7,94
MEXICO	233.802	341.235	45,95	1.652.722	2.470.147	49,46
CHILE	0	1.549	--	0	23.924	--
ARGENTINA	2.231	3.255	45,90	25.995	35.486	36,51
COLOMBIA	95.937	86.097	-10,26	584.511	538.929	-7,80

TABEL 5. PERKEMBANGAN EKSPOR INDONESIA MENURUT KOMODITI DAN NEGARA TUJUAN

JENIS BARANG	BERAT BERSIH (KG)		PERUB	NILAI FOB (US \$)		PERUB
	JAN-MEI 2007	JAN-MEI 2008	%	JAN-MEI 2007	JAN-MEI 2008	%
	(1)	(2)	(3)	(4)	(5)	(6)
ECUADOR	13.120	12.691	-3,27	84.663	98.498	16,34
JAMAICA	588	0	-100,00	6.137	0	-100,00
PUERTO RICO	8.024	0	-100,00	56.391	0	-100,00
FRENCH POLYNESIA	0	73	--	0	280	--
UNITED KINGDOM	148.918	97.304	-34,66	1.463.413	872.135	-40,40
NETHERLANDS	279.722	259.828	-7,11	1.630.555	1.595.108	-2,17
FRANCE	35.858	34.997	-2,40	211.230	238.791	13,05
GERMANY, FED. REP. OF	212.041	202.562	-4,47	1.668.270	1.434.420	-14,02
BELGIUM	1.387	0	-100,00	11.420	0	-100,00
SWITZERLAND	0	1	--	0	1	--
DENMARK	6.986	1.195	-82,89	55.616	8.701	-84,36
NORWAY	9.960	4.315	-56,68	107.169	43.527	-59,38
SWEDEN	34.841	53.775	54,34	348.089	597.312	71,60
FINLAND	405	943	132,84	6.147	11.703	90,39
IRELAND	15.209	22.691	49,19	203.644	238.759	17,24
ITALY	33.073	30.005	-9,28	375.120	359.058	-4,28
SPAIN	43.468	33.112	-23,82	282.731	274.128	-3,04
PORTUGAL	1.220	0	-100,00	4.097	0	-100,00
DEMOCRATIC REPUBLIC OF THE C	117	0	-100,00	1.040	0	-100,00
HUNGARY	665	0	-100,00	11.237	0	-100,00
POLAND	0	22	--	0	79	--
KAZAKHSTAN	0	173	--	0	804	--
LATVIA	163	0	-100,00	2.879	0	-100,00
CZECH REPUBLIC	21.598	16.029	-25,78	198.643	165.605	-16,63
RUSSIA FEDERATION	6	0	-100,00	18	0	-100,00
-BATU SEMI PERMATA	44.865	22.187	-50,55	598.807	66.691	-88,86
JAPAN	3.921	170	-95,66	144.312	22.916	-84,12
HONG KONG	1.910	0	-100,00	231.883	0	-100,00
TAIWAN	157	20.000	12.638,85	282	10.000	3.446,10
THAILAND	4	0	-100,00	16	0	-100,00
SINGAPORE	0	136	--	0	2.064	--
MALAYSIA	0	200	--	0	26.290	--
UNITED ARAB EMIRATES	20	0	-100,00	422	0	-100,00
NIGERIA	3	0	-100,00	337	0	-100,00
SOUTH AFRICA	0	127	--	0	353	--
MAURITIUS	30	0	-100,00	14	0	-100,00
AUSTRALIA	14	0	-100,00	2.735	0	-100,00
UNITED STATES	36.279	0	-100,00	202.604	0	-100,00
CANADA	2	0	-100,00	45	0	-100,00
COSTA RICA	43	0	-100,00	37	0	-100,00
SAINT KITTS AND NEVIS	29	237	717,24	404	354	-12,38
UNITED KINGDOM	393	0	-100,00	7.964	0	-100,00
NETHERLANDS	31	0	-100,00	229	0	-100,00
FRANCE	28	64	128,57	229	135	-41,05
GERMANY, FED. REP. OF	683	0	-100,00	854	0	-100,00
AUSTRIA	174	0	-100,00	942	0	-100,00
BELGIUM	2	0	-100,00	155	0	-100,00
SWITZERLAND	1	0	-100,00	1	0	-100,00
NORWAY	2	0	-100,00	78	0	-100,00
SPAIN	542	189	-65,13	2.306	1.366	-40,76
GREECE	406	417	2,71	1.978	2.415	22,09
HUNGARY	0	647	--	0	798	--
POLAND	191	0	-100,00	980	0	-100,00
-KOPER, TAS, DOMPET PLASTIK/TE	3.695.320	3.053.918	-17,36	20.703.739	21.524.348	3,96
JAPAN	338.312	469.675	38,83	2.110.526	2.873.510	36,15
HONG KONG	53.113	30.672	-42,25	687.425	446.008	-35,12
KOREA, REPUBLIC OF	45.771	15.385	-66,39	75.294	98.186	30,40
TAIWAN	23.277	5.118	-78,01	54.689	18.461	-66,24
CHINA	33.710	128.924	282,45	240.917	801.699	232,77
PAPUA NEW GUINEA	1.449	702	-51,55	9.825	2.921	-70,27
THAILAND	36.382	34.647	-4,77	61.362	85.174	38,81
SINGAPORE	54.178	58.751	8,44	906.214	700.656	-22,68
PHILIPPINES	6.904	24.258	251,36	47.033	312.187	563,76
MALAYSIA	88.528	44.850	-49,34	175.036	230.617	31,75
BRUNEI DARUSSALAM	323	1.500	364,40	1.423	3.256	128,81
VIET NAM	189	405	114,29	128	884	590,63
MALDIVES	1.940	2.995	54,38	5.862	9.625	64,19
INDIA	33.000	31.335	-5,05	143.606	149.634	4,20
BANGLADESH	53.197	26.522	-50,14	146.775	70.268	-52,13
SRI LANKA	2.485	7.761	212,31	6.374	12.492	95,98
IRAN (ISLAMIC REPUBLIC OF)	0	1.279	--	0	580	--
SAUDI ARABIA	25.390	20.270	-20,17	126.107	106.728	-15,37
ISRAEL	0	6	--	0	113	--
KUWAIT	229	860	275,55	51.494	16.953	-67,08
JORDAN	0	1.060	--	0	9.185	--
LEBANON	1.690	787	-53,43	6.240	5.167	-17,20

TABEL 5. PERKEMBANGAN EKSPOR INDONESIA MENURUT KOMODITI DAN NEGARA TUJUAN

JENIS BARANG	BERAT BERSIH (KG)		PERUB	NILAI FOB (US \$)		PERUB
	JAN-MEI 2007	JAN-MEI 2008	%	JAN-MEI 2007	JAN-MEI 2008	%
	(1)	(2)	(3)	(4)	(5)	(6)
SYRIA ARAB REPUBLIC	0	17	--	0	96	--
TURKEY	0	96	--	0	1.412	--
UNITED ARAB EMIRATES	165.443	213.769	29,21	791.137	960.993	21,47
QATAR	818	799	-2,32	6.035	47	-99,22
BAHRAIN	0	593	--	0	3.692	--
CYPRUS	6	0	-100,00	32	0	-100,00
EGYPT	15.704	0	-100,00	43.207	0	-100,00
MOROCCO	0	1.204	--	0	21.718	--
TUNISIA	36	0	-100,00	222	0	-100,00
NAMIBIA	0	32	--	0	292	--
TANZANIA, UNITED REPUBLIC OF	556	31	-94,42	2.461	265	-89,23
MADAGASCAR	9	466	5.077,78	6	1.147	19.016,67
KENYA	801	154	-80,77	2.105	1.106	-47,46
REUNION	2.072	2.236	7,92	3.070	4.435	44,46
MOZAMBIQUE	964	73	-92,43	4.161	485	-88,34
GUINEA	0	15	--	0	157	--
CAMEROON	0	30	--	0	286	--
GABON	0	14	--	0	12	--
COTE D'IVOIRE	187	0	-100,00	262	0	-100,00
U.S. VIRGIN ISLANDS	25	0	-100,00	34	0	-100,00
SEYCHELLES	52	83	59,62	577	1.922	233,10
SOUTH AFRICA	24.002	17.336	-27,77	56.482	45.046	-20,25
MAURITIUS	0	1.227	--	0	8.312	--
VIRGIN ISLANDS (BRITISH)	481	13	-97,30	2.354	84	-96,43
AUSTRALIA	39.197	42.611	8,71	167.658	240.445	43,41
NEW ZEALAND	8.352	5.167	-38,13	27.341	28.754	5,17
GUAM	175	138	-21,14	3.917	1.081	-72,40
PALAU	37	12	-67,57	145	75	-48,28
NEW CALEDONIA	2.468	3.295	33,51	11.484	20.929	82,24
SAINT VINCENT AND THE GRENADII	412	0	-100,00	800	0	-100,00
VANUATU	4	183	4.475,00	14	196	1.300,00
WALLIS AND FUTUNA ISLANDS	0	3.952	--	0	5.263	--
COOK ISLANDS	1.162	2.153	85,28	4.607	27.210	490,62
FIJI	4.624	1.606	-65,27	9.529	9.299	-2,41
TONGA	683	0	-100,00	842	0	-100,00
EAST TIMOR	0	447	--	0	232	--
UNITED STATES	864.589	500.262	-42,14	6.174.351	5.107.772	-17,27
CANADA	44.481	45.348	1,95	150.534	160.451	6,59
MEXICO	28.727	18.738	-34,77	147.838	91.414	-38,17
GUATEMALA	49	0	-100,00	680	0	-100,00
NICARAGUA	320	0	-100,00	240	0	-100,00
PANAMA	29.393	23.821	-18,96	58.475	46.922	-19,76
CHILE	6.365	2.538	-60,13	10.348	5.358	-48,22
ARGENTINA	14.804	5.876	-60,31	29.155	11.579	-60,28
BRAZIL	29.555	30.767	4,10	59.678	64.132	7,46
COLOMBIA	3	42	1.300,00	50	162	224,00
BOLIVIA	0	9	--	0	100	--
URUGUAY	4.341	1.428	-67,10	8.569	3.137	-63,39
PARAGUAY	7	8	14,29	25	29	16,00
ECUADOR	1.514	4.879	222,26	3.066	9.749	217,97
TRINIDAD AND TOBAGO	0	18	--	0	47	--
BAHAMAS	1.617	16	-99,01	2.186	227	-89,62
JAMAICA	310	0	-100,00	728	0	-100,00
PUERTO RICO	426	4.356	922,54	1.945	16.277	736,86
BELIZE	16	0	-100,00	22	0	-100,00
DOMINICAN REPUBLIC	214	181	-15,42	450	200	-55,56
COSTA RICA	1.226	2.596	111,75	3.824	3.663	-4,21
BARBADOS	1.988	671	-66,25	2.607	929	-64,37
ARUBA	66	0	-100,00	116	0	-100,00
BERMUDA	248	418	68,55	2.568	1.999	-22,16
CAYMAN ISLANDS	6	0	-100,00	373	0	-100,00
DOMINICA	0	88	--	0	447	--
FRENCH POLYNESIA	5.584	4.203	-24,73	10.963	14.325	30,67
MARTINIQUE	181	1.840	916,57	1.206	4.202	248,42
NETHERLANDS ANTILLES	73	171	134,25	2.576	2.628	2,02
TURKS AND CAICOS ISLANDS	0	855	--	0	1.490	--
GUADELOUPE	274	23	-91,61	1.890	39	-97,94
SAINT KITTS AND NEVIS	12	0	-100,00	177	0	-100,00
UNITED KINGDOM	224.224	157.093	-29,94	671.224	831.540	23,88
NETHERLANDS	91.421	163.476	78,82	1.648.432	2.922.926	77,32
FRANCE	55.183	30.290	-45,11	220.846	149.751	-32,19
GERMANY, FED. REP. OF	150.219	198.460	32,11	833.246	1.027.800	23,35
AUSTRIA	4.570	65	-98,58	37.253	901	-97,58
BELGIUM	574.711	164.893	-71,31	1.659.886	620.180	-62,64
SWITZERLAND	8.929	94.456	957,86	47.057	555.068	1.079,57
DENMARK	28.353	1.016	-96,42	28.651	3.180	-88,90
NORWAY	2.602	1.985	-23,71	45.697	28.933	-36,69
SWEDEN	13.260	2.301	-82,65	77.874	34.598	-55,57

TABEL 5. PERKEMBANGAN EKSPOR INDONESIA MENURUT KOMODITI DAN NEGARA TUJUAN

JENIS BARANG	BERAT BERSIH (KG)		PERUB	NILAI FOB (US \$)		PERUB
	JAN-MEI 2007	JAN-MEI 2008	%	JAN-MEI 2007	JAN-MEI 2008	%
	(1)	(2)	(3)	(4)	(5)	(6)
FINLAND	1.134	6.815	500,97	3.572	23.972	571,11
IRELAND	6.754	2.495	-63,06	15.849	4.638	-70,74
ITALY	290.247	225.304	-22,38	2.021.737	1.663.201	-17,73
SPAIN	119.426	114.621	-4,02	635.963	558.245	-12,22
PORTUGAL	1.243	1.294	4,10	5.788	5.169	-10,69
GREECE	14.010	12.663	-9,61	58.154	63.424	9,06
DEMOCRATIC REPUBLIC OF THE CC	952	0	-100,00	8.420	0	-100,00
HUNGARY	165	80	-51,52	2.159	55	-97,45
POLAND	31	4.513	14.458,06	595	37.872	6.265,04
BULGARIA	0	1.592	--	0	12.180	--
YUGOSLAVIA	2.158	2.263	4,87	4.330	103	-97,62
UKRAINE	46	0	-100,00	233	0	-100,00
LATVIA	0	9.874	--	0	52.250	--
ESTONIA	0	266	--	0	398	--
CROATIA	279	1.249	347,67	1.518	3.351	120,75
SLOVENIA	500	0	-100,00	2.598	0	-100,00
CZECH REPUBLIC	1	118	11.700,00	8	128	1.500,00
RUSSIA FEDERATION	176	2.070	1.076,14	3.197	37.912	1.085,86
-BARANG DARI LOGAM MULIA	140.918	130.741	-7,22	56.452.394	66.990.151	18,67
JAPAN	3.108	2.774	-10,75	372.456	354.352	-4,86
HONG KONG	5.906	5.042	-14,63	1.186.902	6.737.186	467,63
KOREA, REPUBLIC OF	200	419	109,50	47.256	112.001	137,01
TAIWAN	9	42	366,67	14.047	9.980	-28,95
CHINA	2	45	2.150,00	35	4.780	13.557,14
MACAU	0	5	--	0	129	--
THAILAND	2.536	1.558	-38,56	815.429	1.228.049	50,60
SINGAPORE	79.317	68.692	-13,40	9.721.040	9.675.606	-0,47
PHILIPPINES	0	1	--	0	9.961	--
MALAYSIA	82	100	21,95	3.698	6.634	79,39
BRUNEI DARUSSALAM	780	0	-100,00	1.304	0	-100,00
VIET NAM	2	0	-100,00	18	0	-100,00
MALDIVES	583	80	-86,28	9.632	1.625	-83,13
INDIA	384	0	-100,00	4.093	0	-100,00
IRAN (ISLAMIC REPUBLIC OF)	647	0	-100,00	1.206	0	-100,00
TURKEY	1.243	1.440	15,85	532.909	388.864	-27,03
UNITED ARAB EMIRATES	1.209	905	-25,14	16.794.719	19.331.988	15,11
BAHRAIN	0	13	--	0	9.380	--
EGYPT	5	0	-100,00	3.643	0	-100,00
REUNION	131	61	-53,44	762	419	-45,01
SEYCHELLES	8	433	5.312,50	1.700	2.013	18,41
SWAZILAND	0	1	--	0	1.077	--
SOUTH AFRICA	9	0	-100,00	18	0	-100,00
AUSTRALIA	3.049	2.247	-26,30	221.348	214.053	-3,30
NEW ZEALAND	429	16	-96,27	19.986	13.569	-32,11
NEW CALEDONIA	103	83	-19,42	69	3.614	5.137,68
SAINT VINCENT AND THE GRENADII	0	4	--	0	15	--
MARSHALL ISLANDS	11	0	-100,00	473	0	-100,00
UNITED STATES	16.171	19.871	22,88	23.371.802	18.699.454	-19,99
CANADA	3.243	1.248	-61,52	192.604	269.031	39,68
MEXICO	9	32	255,56	205	1.161	466,34
ARGENTINA	40	0	-100,00	60	0	-100,00
BRAZIL	144	46	-68,06	6.786	5.354	-21,10
PUERTO RICO	16	63	293,75	11.835	46.399	292,05
COSTA RICA	4	23	475,00	30	300	900,00
BERMUDA	2	0	-100,00	14	0	-100,00
CAYMAN ISLANDS	36	27	-25,00	1.939	1.732	-10,68
NETHERLANDS ANTILLES	42	0	-100,00	1.370	0	-100,00
SAINT KITTS AND NEVIS	14	0	-100,00	204	0	-100,00
UNITED KINGDOM	2.130	2.469	15,92	440.745	381.542	-13,43
NETHERLANDS	9.453	7.913	-16,29	478.842	482.228	0,71
FRANCE	1.621	755	-53,42	10.981	36.697	234,19
GERMANY, FED. REP. OF	1.737	5.498	216,52	1.009.215	2.451.911	142,95
AUSTRIA	34	4	-88,24	5.729	5.908	3,12
BELGIUM	140	120	-14,29	7.165	15.435	115,42
SWITZERLAND	169	213	26,04	127.632	325.916	155,36
DENMARK	55	119	116,36	147.191	334.186	127,04
NORWAY	368	391	6,25	79.428	96.699	21,74
SWEDEN	8	0	-100,00	1.866	0	-100,00
IRELAND	13	0	-100,00	9.873	0	-100,00
ITALY	3.450	6.153	78,35	544.426	5.534.737	916,62
SPAIN	1.647	1.407	-14,57	174.748	156.853	-10,24
PORTUGAL	224	2	-99,11	1.960	2.069	5,56
ICELAND	12	14	16,67	23.380	20.648	-11,69
GREECE	118	347	194,07	5.988	11.679	95,04
HUNGARY	46	0	-100,00	839	0	-100,00
POLAND	8	10	25,00	12.625	9	-99,93
SLOVAKIA	162	0	-100,00	1.784	0	-100,00

TABEL 5. PERKEMBANGAN EKSPOR INDONESIA MENURUT KOMODITI DAN NEGARA TUJUAN

JENIS BARANG	BERAT BERSIH (KG)		PERUB	NILAI FOB (US \$)		PERUB	
	JAN-MEI 2007	JAN-MEI 2008	%	JAN-MEI 2007	JAN-MEI 2008	%	
	(1)	(2)	(3)	(4)	(5)	(6)	(7)
CZECH REPUBLIC		0	55	--	0	4.908	--
RUSSIA FEDERATION		49	0	-100,00	28.385	0	-100,00
-PETI KEMAS	20.179.064	12.510.444	-38,00	22.101.049	14.372.929	-34,97	
JAPAN	131.725	101.678	-22,81	162.987	214.340	31,51	
HONG KONG	225.000	0	-100,00	244.000	0	-100,00	
TAIWAN	0	2.143.000	--	0	3.180.000	--	
CHINA	0	7.260	--	0	2.300	--	
PAPUA NEW GUINEA	5.842	0	-100,00	25.935	0	-100,00	
THAILAND	6.593	48.059	628,94	11.000	39.061	255,10	
SINGAPORE	3.451.106	768.161	-77,74	4.081.748	317.662	-92,22	
MALAYSIA	21.738	45.619	109,86	38.498	46.301	20,27	
VIET NAM	25.510	0	-100,00	31.704	0	-100,00	
INDIA	0	67.858	--	0	430.000	--	
NIGERIA	0	3.500	--	0	2.000	--	
AUSTRALIA	552	18.714	3.290,22	821	185.828	22.534,35	
NEW ZEALAND	0	3.490	--	0	50.000	--	
UNITED STATES	8.237.344	6.478.500	-21,35	9.491.880	6.804.000	-28,32	
BARBADOS	2.647.000	0	-100,00	2.195.700	0	-100,00	
BERMUDA	2.806.000	2.200.000	-21,60	2.560.000	2.250.000	-12,11	
UNITED KINGDOM	0	157	--	0	937	--	
GERMANY, FED. REP. OF	2.591.000	600.950	-76,81	3.231.400	833.500	-74,21	
ITALY	29.654	0	-100,00	25.376	0	-100,00	
PORTUGAL	0	23.498	--	0	17.000	--	
-KOMPUTER DAN BAGIANNYA	19.625.783	13.897.482	-29,19	499.401.233	309.703.492	-37,99	
JAPAN	1.158.889	1.080.880	-6,73	56.694.496	69.722.757	22,98	
HONG KONG	712.041	399.683	-43,87	7.394.357	4.034.605	-45,44	
KOREA, REPUBLIC OF	230.239	161.156	-30,00	2.230.451	1.897.028	-14,95	
TAIWAN	245.189	146.711	-40,16	3.570.078	1.814.694	-49,17	
CHINA	2.839.588	3.154.920	11,10	83.736.894	68.379.356	-18,34	
MACAU	99	0	-100,00	2.073	0	-100,00	
PAPUA NEW GUINEA	200	0	-100,00	645	0	-100,00	
THAILAND	265.649	411.074	54,74	11.588.070	11.461.075	-1,10	
SINGAPORE	3.929.707	2.878.835	-26,74	124.806.383	74.374.499	-40,41	
PHILIPPINES	247.129	223.952	-9,38	3.267.545	3.756.899	14,98	
MALAYSIA	911.314	619.286	-32,04	22.716.188	5.495.731	-75,81	
CAMBODIA	0	33	--	0	19	--	
BRUNEI DARUSSALAM	890	137	-84,61	537	7.652	1.324,95	
NEPAL	3.630	2.804	-22,75	103.464	74.963	-27,55	
VIET NAM	54.049	56.378	4,31	767.602	574.611	-25,14	
MALDIVES	144	1.951	1.254,86	820	2.785	239,63	
INDIA	769.343	352.661	-54,16	12.676.314	4.762.118	-62,43	
PAKISTAN	12.440	0	-100,00	222.987	0	-100,00	
BANGLADESH	2.409	0	-100,00	52.167	0	-100,00	
SRI LANKA	7.321	5.409	-26,12	29.979	14.050	-53,13	
IRAN (ISLAMIC REPUBLIC OF)	25.256	630	-97,51	1.111.379	61.790	-94,44	
SAUDI ARABIA	7.451	75	-98,99	174.164	7	-100,00	
ISRAEL	0	238	--	0	8.378	--	
KUWAIT	22	3	-86,36	100	60	-40,00	
JORDAN	15.099	0	-100,00	51.289	0	-100,00	
YEMEN	17.101	100	-99,42	559.850	21.893	-96,09	
OMAN	2	0	-100,00	50	0	-100,00	
TURKEY	71.765	1	-100,00	1.879.511	6	-100,00	
UNITED ARAB EMIRATES	623.754	460.051	-26,24	9.773.276	4.644.792	-52,47	
BAHRAIN	62	0	-100,00	90	0	-100,00	
EGYPT	160.514	0	-100,00	3.851.146	0	-100,00	
LIBYAN ARAB JAMAHIRIYA	2.362	0	-100,00	62.788	0	-100,00	
ALGERIA	7.746	605	-92,19	211.804	21.887	-89,67	
SUDAN	0	8.670	--	0	23.500	--	
TANZANIA, UNITED REPUBLIC OF	196	0	-100,00	260	0	-100,00	
KENYA	978	0	-100,00	4.370	0	-100,00	
GHANA	47	0	-100,00	40	0	-100,00	
CAMEROON	105	0	-100,00	6.000	0	-100,00	
NIGERIA	14.241	2.617	-81,62	91.644	16.277	-82,24	
BENIN	0	75	--	0	30	--	
SEYCHELLES	0	6	--	0	171	--	
UGANDA	1.185	0	-100,00	5.925	0	-100,00	
SOUTH AFRICA	39.152	44.800	14,43	1.076.808	56.975	-94,71	
MALAWI	100	0	-100,00	500	0	-100,00	
AUSTRALIA	138.056	63.124	-54,28	3.299.403	1.926.911	-41,60	
NEW ZEALAND	0	283	--	0	13.198	--	
FIJI	0	35	--	0	7.728	--	
EAST TIMOR	23.133	23.808	2,92	467.582	107.742	-76,96	
UNITED STATES	1.788.753	1.138.994	-36,32	37.542.647	21.440.415	-42,89	
CANADA	18.585	758	-95,92	518.190	65.995	-87,26	
MEXICO	367.497	99.492	-72,93	8.009.155	1.305.357	-83,70	
PANAMA	4.634	0	-100,00	75.306	0	-100,00	

TABEL 5. PERKEMBANGAN EKSPOR INDONESIA MENURUT KOMODITI DAN NEGARA TUJUAN

JENIS BARANG	BERAT BERSIH (KG)		PERUB	NILAI FOB (US \$)		PERUB
	JAN-MEI 2007	JAN-MEI 2008	%	JAN-MEI 2007	JAN-MEI 2008	%
	(1)	(2)	(3)	(4)	(5)	(6)
CUBA	0	740	--	0	66.995	--
CHILE	9.639	33.523	247,79	82.328	387.446	370,61
ARGENTINA	28.917	0	-100,00	246.984	0	-100,00
BRAZIL	1.081.713	334.033	-69,12	17.337.570	2.032.698	-88,28
COLOMBIA	52.736	54.928	4,16	575.801	684.433	18,87
URUGUAY	1.840	0	-100,00	9.360	0	-100,00
PERU	0	42.832	--	0	517.805	--
PUERTO RICO	0	4	--	0	200	--
BELIZE	0	85	--	0	1.260	--
NETHERLANDS ANTILLES	33	0	-100,00	6.780	0	-100,00
UNITED KINGDOM	13.956	13.760	-1,40	697.948	344.473	-50,64
NETHERLANDS	2.194.574	1.704.863	-22,31	54.776.602	22.256.779	-59,37
FRANCE	1.458	250	-82,85	27.859	9.522	-65,82
GERMANY, FED. REP. OF	1.061.636	1.416	-99,87	12.509.342	76.312	-99,39
BELGIUM	8.438	6.431	-23,79	168.685	70.922	-57,96
SWITZERLAND	0	569	--	0	90.281	--
DENMARK	1	0	-100,00	156	0	-100,00
NORWAY	340	0	-100,00	6.500	0	-100,00
SWEDEN	0	182	--	0	7.433	--
FINLAND	14.945	337.583	2.158,84	216.760	4.882.329	2.152,41
IRELAND	135.022	21.707	-83,92	7.256.530	1.994.549	-72,51
ITALY	2.019	414	-79,49	63.854	12.901	-79,80
SPAIN	275	205	-25,45	11.211	37.895	238,02
PORTUGAL	648	0	-100,00	18.177	0	-100,00
HUNGARY	76.063	3.161	-95,84	2.638.308	92.646	-96,49
POLAND	9.267	236	-97,45	169.191	32.757	-80,64
ROMANIA	9.461	0	-100,00	259.604	0	-100,00
UKRAINE	1.332	0	-100,00	24.372	0	-100,00
SLOVAKIA	87.392	290	-99,67	1.500.000	7.298	-99,51
CZECH REPUBLIC	113.438	35	-99,97	2.127.596	604	-99,97
RUSSIA FEDERATION	2.574	0	-100,00	35.388	0	-100,00
-KENDARAAN BERMOTOR RODA 2 	1.540.221	3.445.826	123,72	11.535.721	28.778.486	149,47
JAPAN	80.783	41.317	-48,85	1.032.811	336.224	-67,45
HONG KONG	85	0	-100,00	835	0	-100,00
KOREA, REPUBLIC OF	2.032	389	-80,86	22.744	5.500	-75,82
TAIWAN	456	1.000	119,30	2.500	120	-95,20
CHINA	5.760	0	-100,00	11.990	0	-100,00
PAPUA NEW GUINEA	0	444	--	0	425	--
THAILAND	3.291	6.049	83,80	39.262	67.848	72,81
SINGAPORE	0	10.164	--	0	127.736	--
PHILIPPINES	635.860	2.848.890	348,04	5.150.088	23.241.335	351,28
MALAYSIA	54.192	49.130	-9,34	110.534	1.260.083	1.040,00
VIET NAM	7.200	840	-88,33	65.172	6.566	-89,93
MALDIVES	8.640	0	-100,00	73.560	0	-100,00
INDIA	1.599	9.205	475,67	9.937	73.016	634,79
PAKISTAN	0	4.800	--	0	33.695	--
TANZANIA, UNITED REPUBLIC OF	0	1.429	--	0	674	--
ANGOLA	36.000	0	-100,00	230.100	0	-100,00
BURKINA FASO	0	17.280	--	0	122.400	--
GAMBIA	1.344	0	-100,00	944	0	-100,00
DJIBOUTI	7.200	0	-100,00	46.740	0	-100,00
AUSTRALIA	67.745	10.331	-84,75	637.418	34.592	-94,57
NEW ZEALAND	887	9.261	944,08	1.094	77.885	7.019,29
COOK ISLANDS	0	640	--	0	1.000	--
EAST TIMOR	0	85.124	--	0	1.040.203	--
UNITED STATES	1.981	2.489	25,64	7.643	16.819	120,06
CANADA	7.614	3.972	-47,83	29.507	8.412	-71,49
MEXICO	53.811	240	-99,55	464.386	1.938	-99,58
GUATEMALA	2.880	0	-100,00	19.200	0	-100,00
HONDURAS	0	130	--	0	1.463	--
CHILE	14.400	0	-100,00	120.504	0	-100,00
ARGENTINA	100	0	-100,00	650	0	-100,00
BRAZIL	4.434	0	-100,00	26.046	0	-100,00
COLOMBIA	423.704	140.198	-66,91	2.664.468	793.932	-70,20
BOLIVIA	0	15.708	--	0	176.400	--
DOMINICAN REPUBLIC	62.760	0	-100,00	397.480	0	-100,00
BERMUDA	5.760	2.880	-50,00	50.592	26.160	-48,29
UNITED KINGDOM	6.017	6.712	11,55	6.428	37.830	488,52
NETHERLANDS	3.656	6.850	87,36	9.694	15.017	54,91
FRANCE	1.875	5.039	168,75	5.014	17.604	251,10
GERMANY, FED. REP. OF	290	12.164	4.094,48	3.242	10.340	218,94
AUSTRIA	0	280	--	0	839	--
BELGIUM	6.408	16.470	157,02	12.276	50.233	309,20
SWITZERLAND	600	120	-80,00	3.926	1.210	-69,18
NORWAY	0	400	--	0	2.000	--
FINLAND	4.163	573	-86,24	14.444	6.127	-57,58
ITALY	25.245	105.536	318,05	248.275	1.157.563	366,24

TABEL 5. PERKEMBANGAN EKSPOR INDONESIA MENURUT KOMODITI DAN NEGARA TUJUAN

JENIS BARANG	BERAT BERSIH (KG)		PERUB	NILAI FOB (US \$)		PERUB
	JAN-MEI 2007	JAN-MEI 2008	%	JAN-MEI 2007	JAN-MEI 2008	%
	(1)	(2)	(3)	(4)	(5)	(6)
SPAIN	528	2.400	354,55	3.617	5.777	59,72
GREECE	921	4.335	370,68	12.600	6.903	-45,21
CZECH REPUBLIC	0	23.037	--	0	12.617	--
-KENDARAAN BERMOTOR RODA 4	50.304.114	86.840.031	72,63	300.578.230	606.806.717	101,88
JAPAN	331.370	7.123.600	2.049,74	2.953.057	50.729.214	1.617,85
HONG KONG	3.600	4.200	16,67	46.000	67.596	46,95
TAIWAN	20.259	1.205.904	5.852,44	83.108	6.973.063	8.290,36
CHINA	25.695	0	-100,00	49.956	0	-100,00
PAPUA NEW GUINEA	95.151	9.050	-90,49	37.163	56.452	51,90
THAILAND	4.054.286	6.195.658	52,82	19.652.303	37.063.350	88,60
SINGAPORE	1.668.403	1.554.058	-6,85	2.958.459	4.194.019	41,76
PHILIPPINES	5.664.038	5.971.099	5,42	28.375.985	36.066.860	27,10
MALAYSIA	7.063.029	12.220.619	73,02	36.215.198	99.978.939	176,07
MYANMAR (FORM. BURMA)	45.000	992.825	2.106,28	221.856	3.395.668	1.430,57
BRUNEI DARUSSALAM	1.061.884	831.084	-21,73	6.176.783	5.365.009	-13,14
NEPAL	8.411	16.935	101,34	40.248	92.177	129,02
VIET NAM	1.895.776	3.226.869	70,21	10.123.298	17.998.243	77,79
MALDIVES	69	0	-100,00	262	0	-100,00
INDIA	75	5	-93,33	788	68	-91,37
PAKISTAN	254.000	350.806	38,11	1.673.316	1.996.218	19,30
BANGLADESH	65.829	85.275	29,54	374.620	515.123	37,51
SRI LANKA	131.103	185.445	41,45	721.294	937.053	29,91
SAUDI ARABIA	7.103.069	18.238.932	156,78	55.034.459	123.489.185	124,39
KUWAIT	517.410	651.874	25,99	4.270.956	5.226.170	22,37
JORDAN	27.099	81.073	199,17	156.822	578.170	268,68
LEBANON	497.832	727.769	46,19	4.558.396	4.959.320	8,80
YEMEN	163.912	282.797	72,53	795.956	1.648.465	107,11
OMAN	1.600.658	2.640.883	64,99	14.044.288	23.911.246	70,26
SYRIA ARAB REPUBLIC	256.016	254.421	-0,62	1.536.075	1.788.045	16,40
UNITED ARAB EMIRATES	4.896.532	5.435.706	11,01	46.343.396	61.855.602	33,47
QATAR	353.172	336.682	-4,67	2.983.804	3.021.295	1,26
BAHRAIN	194.405	448.212	130,56	1.771.617	3.947.590	122,82
EGYPT	770.071	1.503.788	95,28	4.302.139	9.024.995	109,78
LIBYAN ARAB JAMAHIRIYA	83.619	41.066	-50,89	515.460	283.647	-44,97
MOROCCO	0	169.929	--	0	939.080	--
ALGERIA	3.700	34.015	819,32	23.340	301.401	1.191,35
SUDAN	0	275.047	--	0	3.258.124	--
TANZANIA, UNITED REPUBLIC OF	0	1.113.498	--	0	2.818.622	--
MADAGASCAR	0	49.151	--	0	267.287	--
KENYA	6.000	48.789	713,15	20.020	260.008	1.198,74
MOZAMBIQUE	0	53.925	--	0	260.062	--
GHANA	9.499	42.034	342,51	57.731	182.620	216,33
ANGOLA	35.123	236.226	572,57	195.031	1.366.312	600,56
CONGO	44.957	0	-100,00	256.001	0	-100,00
NIGERIA	16.500	587.039	3.457,81	270.887	3.198.301	1.080,68
GABON	0	43.885	--	0	374.593	--
SEYCHELLES	4.749	1.340	-71,78	28.301	10.054	-64,47
SOUTH AFRICA	8.022.379	5.694.827	-29,01	38.444.330	27.458.689	-28,58
MAURITIUS	5.516	38.949	606,11	51.000	214.420	320,43
AUSTRALIA	862.864	1.287.336	49,19	3.302.596	17.435.571	427,94
NEW ZEALAND	34.800	88.125	153,23	203.788	562.125	175,84
SAINT VINCENT AND THE GRENADII	2.320	15.289	559,01	10.087	86.534	757,88
VANUATU	11.662	19.171	64,39	59.665	77.985	30,70
AMERICAN SAMOA	3.610	0	-100,00	30.886	0	-100,00
FIJI	16.631	10.842	-34,81	83.446	71.761	-14,00
MARSHALL ISLANDS	1.225	3.455	182,04	7.284	20.167	176,87
SOLOMON ISLANDS	1.685	20.888	1.139,64	22.400	77.084	244,13
EAST TIMOR	0	161.692	--	0	1.429.903	--
UNITED STATES	13.000	113.181	770,62	36.600	822.421	2.147,05
CANADA	0	2.000	--	0	7.000	--
MEXICO	418.656	1.847.539	341,30	2.234.291	10.336.109	362,61
GUATEMALA	94.749	13.000	-86,28	481.628	99.445	-79,35
HONDURAS	23.200	31.911	37,55	109.543	171.681	56,72
NICARAGUA	11.925	60.866	410,41	60.882	402.564	561,22
PANAMA	97.300	142.409	46,36	495.630	792.241	59,85
SURINAME	2.938	9.670	229,14	9.000	33.800	275,56
CHILE	750.180	1.491.082	98,76	3.571.439	8.405.777	135,36
VENEZUELA	7.707	1.294.186	16.692,34	232.537	10.797.952	4.543,54
PARAGUAY	0	13.860	--	0	123.293	--
PERU	0	44.332	--	0	384.831	--
GUYANA	0	5.195	--	0	32.706	--
TRINIDAD AND TOBAGO	1.160	108.602	9.262,24	5.079	701.588	13.713,51
BAHAMAS	0	7.379	--	0	41.544	--
JAMAICA	6.129	49.378	705,65	34.578	292.929	747,15
PUERTO RICO	18.954	70.545	272,19	95.225	424.186	345,46
DOMINICAN REPUBLIC	48.050	214.162	345,71	260.378	1.959.342	652,50
COSTA RICA	13.920	149.457	973,69	64.899	786.055	1.111,20

TABEL 5. PERKEMBANGAN EKSPOR INDONESIA MENURUT KOMODITI DAN NEGARA TUJUAN

JENIS BARANG	BERAT BERSIH (KG)		PERUB	NILAI FOB (US \$)		PERUB
	JAN-MEI 2007	JAN-MEI 2008	%	JAN-MEI 2007	JAN-MEI 2008	%
	(1)	(2)	(3)	(4)	(5)	(6)
HAITI	0	18.719	--	0	144.433	--
BARBADOS	93.027	91.573	-1,56	516.741	556.770	7,75
ANTIGUA AND BARBUDA	21.099	0	-100,00	96.549	0	-100,00
ANGUILLA	1.160	0	-100,00	4.919	0	-100,00
ARUBA	1.270	19.975	1.472,83	8.043	108.732	1.251,88
BERMUDA	25.179	17.649	-29,91	155.925	107.602	-30,99
DOMINICA	205.368	40.264	-80,39	1.087.577	245.069	-77,47
FRENCH POLYNESIA	24.401	64.752	165,37	120.241	280.997	133,69
GRENADA	17.022	9.214	-45,87	91.670	59.016	-35,62
NETHERLANDS ANTILLES	15.738	9.279	-41,04	85.300	25.785	-69,77
SAINT LUCIA	33.493	53.381	59,38	197.287	329.461	67,00
SAINT KITTS AND NEVIS	4.990	18.777	276,29	29.499	112.558	281,57
UNITED KINGDOM	51.042	18.283	-64,18	77.224	86.700	12,27
NETHERLANDS	6.576	0	-100,00	6.700	0	-100,00
FRANCE	70.999	3.571	-94,97	50.028	49.802	-0,45
GERMANY, FED. REP. OF	1.507	94.089	6.143,46	34.910	1.695.671	4.757,26
BELGIUM	2.500	98.114	3.824,56	1.553	547.850	35.176,88
IRELAND	259.040	0	-100,00	1.220.000	0	-100,00
ITALY	3.440	1.550	-54,94	2.500	7.322	192,88
DEMOCRATIC REPUBLIC OF THE CC	23.402	0	-100,00	16.000	0	-100,00
-SUKU CADANG MESIN	46.571.516	54.428.831	16,87	379.841.181	434.858.084	14,48
JAPAN	13.734.063	16.413.809	19,51	27.455.545	34.653.581	26,22
HONG KONG	83.644	30.069	-64,05	856.633	1.239.065	44,64
KOREA, REPUBLIC OF	2.719.009	3.613.611	32,90	3.109.282	4.374.589	40,69
TAIWAN	82.296	120.668	46,63	269.478	331.331	22,95
CHINA	1.091.458	792.733	-27,37	3.945.757	3.936.024	-0,25
MONGOLIA	19.473	13.786	-29,20	69.444	50.447	-27,36
PAPUA NEW GUINEA	4.730	99.971	2.013,55	32.384	658.368	1.933,00
THAILAND	8.878.508	11.030.479	24,24	14.880.775	18.964.480	27,44
SINGAPORE	8.299.934	9.407.495	13,34	258.275.532	291.074.126	12,70
PHILIPPINES	219.860	256.317	16,58	1.344.113	5.933.031	341,41
MALAYSIA	2.069.305	2.881.167	39,23	16.987.995	18.910.676	11,32
CAMBODIA	0	3.125	--	0	6.722	--
BRUNEI DARUSSALAM	4.432	451	-89,82	39.490	81.334	105,96
LAO PEOPLE'S DEMOCRATIC REPU	87	0	-100,00	2.288	0	-100,00
VIET NAM	133.638	107.434	-19,61	803.988	1.086.989	35,20
INDIA	489.969	996.310	103,34	2.356.168	2.372.896	0,71
PAKISTAN	19	0	-100,00	5.500	0	-100,00
SRI LANKA	19	5	-73,68	1.829	2.444	33,62
IRAN (ISLAMIC REPUBLIC OF)	157.357	40.313	-74,38	410.086	306.670	-25,22
SAUDI ARABIA	29.420	166.897	467,29	184.741	586.260	217,34
ISRAEL	0	1	--	0	100	--
KUWAIT	818	0	-100,00	3.965	0	-100,00
JORDAN	5.184	0	-100,00	24.452	0	-100,00
OMAN	8	72.659	908.137,50	600	264.852	44.042,00
SYRIA ARAB REPUBLIC	21.919	6.058	-72,36	191.155	43.087	-77,46
TURKEY	0	5.151	--	0	46.665	--
UNITED ARAB EMIRATES	49.435	618.615	1.151,37	508.237	3.470.696	582,89
QATAR	15.004	189	-98,74	342.695	41.718	-87,83
EGYPT	590	3.765	538,14	63.256	189.712	199,91
LIBYAN ARAB JAMAHIRIYA	3.274	12.929	294,90	17.892	78.696	339,84
MOROCCO	251	0	-100,00	3.171	0	-100,00
TUNISIA	410	0	-100,00	3.779	0	-100,00
ALGERIA	0	256	--	0	7.462	--
SUDAN	20.621	61.810	199,74	349.272	296.074	-15,23
MADAGASCAR	1.750	0	-100,00	24.209	0	-100,00
KENYA	49	0	-100,00	49	0	-100,00
ANGOLA	15.253	490	-96,79	246.931	10.223	-95,86
NIGERIA	123.868	11.041	-91,09	1.568.388	175.485	-88,81
UGANDA	192	0	-100,00	192	0	-100,00
SWAZILAND	28	0	-100,00	38.232	0	-100,00
SOUTH AFRICA	27.579	172.018	523,73	90.054	689.502	665,65
ZAMBIA	7.300	18.000	146,58	551.697	702.247	27,29
AUSTRALIA	505.163	393.942	-22,02	3.371.105	4.438.462	31,66
NEW ZEALAND	11.650	20.188	73,29	57.184	139.089	143,23
MARSHALL ISLANDS	0	35	--	0	2.000	--
EAST TIMOR	0	2.176	--	0	2.164	--
UNITED STATES	1.914.496	1.626.743	-15,03	17.566.438	13.847.837	-21,17
CANADA	116.867	310.459	165,65	245.085	902.633	268,29
MEXICO	6.191	37.085	499,01	2.192.456	693.801	-68,36
CHILE	29.492	212.135	619,30	94.864	751.924	692,63
VENEZUELA	0	372	--	0	28.761	--
ARGENTINA	150	6.906	4.504,00	13.627	92.468	578,56
BRAZIL	1.009.858	1.493.208	47,86	2.905.624	5.459.381	87,89
COLOMBIA	0	55	--	0	9.969	--
ECUADOR	0	107	--	0	5.233	--
PERU	154	347	125,32	13.627	27.410	101,14

TABEL 5. PERKEMBANGAN EKSPOR INDONESIA MENURUT KOMODITI DAN NEGARA TUJUAN

JENIS BARANG	BERAT BERSIH (KG)		PERUB	NILAI FOB (US \$)		PERUB
	JAN-MEI 2007	JAN-MEI 2008	%	JAN-MEI 2007	JAN-MEI 2008	%
	(1)	(2)	(3)	(4)	(5)	(6)
PUERTO RICO	705	3	-99,57	80.005	150	-99,81
UNITED KINGDOM	3.963.428	2.159.928	-45,50	7.934.668	9.346.278	17,79
NETHERLANDS	223.988	210.192	-6,16	4.863.434	3.142.590	-35,38
FRANCE	39.903	60.871	52,55	2.414.090	609.346	-74,76
GERMANY, FED. REP. OF	268.226	383.265	42,89	1.949.040	2.177.986	11,75
BELGIUM	145.321	511.542	252,01	423.743	2.042.246	381,95
SWITZERLAND	76	277	264,47	15.850	18.549	17,03
NORWAY	0	1.617	--	0	144.995	--
SWEDEN	55	325	490,91	11.260	930	-91,74
FINLAND	106	9	-91,51	25.350	5.977	-76,42
IRELAND	23.972	12.790	-46,65	491.690	133.706	-72,81
ITALY	0	23.145	--	0	194.213	--
PORTUGAL	0	3	--	0	217	--
GREECE	2	37	1.750,00	159	14.012	8.712,58
HUNGARY	789	0	-100,00	106.035	0	-100,00
KAZAKHSTAN	0	64	--	0	2.009	--
MALTA	21	0	-100,00	73	0	-100,00
SLOVAKIA	52	0	-100,00	1.568	0	-100,00
CZECH REPUBLIC	57	233	308,77	4.861	1.760	-63,79
RUSSIA FEDERATION	40	3.150	7.775,00	91	36.436	39.939,56
-SUKU CADANG KENDARAAN	64.832.862	82.179.812	26,76	454.262.036	562.445.002	23,82
JAPAN	17.409.670	19.731.788	13,34	108.403.009	114.006.871	5,17
HONG KONG	24.852	46.121	85,58	281.322	521.543	85,39
KOREA, REPUBLIC OF	75.264	148.072	96,74	439.212	1.078.355	145,52
TAIWAN	1.733.920	1.679.895	-3,12	15.642.744	15.799.822	1,00
CHINA	1.994.778	1.925.890	-3,45	22.576.146	18.129.051	-19,70
PAPUA NEW GUINEA	519	17.980	3.364,35	5.249	112.323	2.039,89
THAILAND	8.374.049	10.664.298	27,35	65.124.959	93.795.970	44,02
SINGAPORE	8.474.269	10.967.147	29,42	49.452.195	68.779.045	39,08
PHILIPPINES	2.793.210	5.039.315	80,41	17.042.142	28.464.587	67,02
MALAYSIA	3.239.938	8.651.940	167,04	20.961.061	50.709.063	141,92
MYANMAR (FORM. BURMA)	0	1.183	--	0	8.014	--
CAMBODIA	0	3.210	--	0	21.801	--
BRUNEI DARUSSALAM	10.213	5.818	-43,03	55.356	43.916	-20,67
LAO PEOPLE'S DEMOCRATIC REPU	0	579	--	0	3.662	--
NEPAL	0	184	--	0	1.014	--
VIET NAM	2.063.745	4.134.763	100,35	12.715.612	27.381.844	115,34
MALDIVES	1.293	639	-50,58	2.514	820	-67,38
INDIA	973.717	1.008.902	3,61	7.922.318	8.385.500	5,85
PAKISTAN	746.636	1.026.416	37,47	3.954.348	4.067.083	2,85
BANGLADESH	71.770	168.683	135,03	126.388	341.756	170,40
SRI LANKA	60.144	73.649	22,45	234.806	189.142	-19,45
IRAN (ISLAMIC REPUBLIC OF)	248.404	628.143	152,87	714.839	1.784.911	149,69
SAUDI ARABIA	40.334	95.912	137,79	245.089	693.371	182,91
ISRAEL	0	5.612	--	0	65.578	--
KUWAIT	2.590	38.400	1.382,63	24.782	117.938	375,90
JORDAN	22.638	41.788	84,59	98.237	137.661	40,13
LEBANON	22.291	5.334	-76,07	122.971	24.581	-80,01
YEMEN	52.393	17.784	-66,06	132.583	102.413	-22,76
OMAN	28.811	98.955	243,46	36.556	144.720	295,89
SYRIA ARAB REPUBLIC	22.559	0	-100,00	48.299	0	-100,00
TURKEY	219.101	926.252	322,75	1.014.509	10.000.633	885,76
UNITED ARAB EMIRATES	405.618	624.474	53,96	717.771	1.308.525	82,30
QATAR	17.272	2.395	-86,13	37.605	20.564	-45,32
BAHRAIN	38	1.056	2.678,95	202	16.381	8.009,41
CYPRUS	3.307	9.211	178,53	44.123	83.218	88,60
EGYPT	305.837	315.546	3,17	1.195.561	1.315.342	10,02
LIBYAN ARAB JAMAHIRIYA	304	24	-92,11	4.891	695	-85,79
MOROCCO	0	266	--	0	1.195	--
TUNISIA	45.183	43.664	-3,36	89.213	91.511	2,58
NAMIBIA	1	0	-100,00	2	0	-100,00
KENYA	5.050	3.427	-32,14	12.096	39.057	222,89
GHANA	7	3.200	45.614,29	142	10.000	6.942,25
GUINEA	5	0	-100,00	68	0	-100,00
ANGOLA	0	1.830	--	0	27.615	--
CAMEROON	131	289	120,61	1.033	2.627	154,31
NIGERIA	26.158	7	-99,97	4.289	98	-97,72
SENEGAL	1	0	-100,00	2	0	-100,00
MAURITANIA	12.278	19.649	60,03	27.030	40.300	49,09
BENIN	566	0	-100,00	500	0	-100,00
GAMBIA	525	0	-100,00	1.000	0	-100,00
DJIBOUTI	4.800	0	-100,00	13.186	0	-100,00
SOUTH AFRICA	650.940	1.301.534	99,95	6.801.202	11.978.360	76,12
MAURITIUS	0	12	--	0	30	--
VIRGIN ISLANDS (BRITISH)	243	0	-100,00	2.886	0	-100,00
AUSTRALIA	289.100	364.005	25,91	2.721.613	3.505.392	28,80
NEW ZEALAND	35.126	4.352	-87,61	199.415	55.546	-72,15

TABEL 5. PERKEMBANGAN EKSPOR INDONESIA MENURUT KOMODITI DAN NEGARA TUJUAN

JENIS BARANG	BERAT BERSIH (KG)		PERUB	NILAI FOB (US \$)		PERUB
	JAN-MEI 2007	JAN-MEI 2008	%	JAN-MEI 2007	JAN-MEI 2008	%
	(1)	(2)	(3)	(4)	(5)	(6)
FIJI	4.553	1.968	-56,78	14.422	12.363	-14,28
SOLOMON ISLANDS	16	0	-100,00	332	0	-100,00
EAST TIMOR	2.021	109.922	5.338,99	21.958	99.568	353,45
UNITED STATES	5.903.684	3.147.727	-46,68	54.922.243	25.700.833	-53,21
CANADA	114.756	53.388	-53,48	451.163	417.716	-7,41
MEXICO	15.649	118.097	654,66	28.768	1.754.724	5.999,57
GUATEMALA	1.058	681	-35,63	7.398	8.591	16,13
HONDURAS	18.908	61.072	223,00	34.353	206.529	501,20
NICARAGUA	1.348	1.148	-14,84	12.665	9.255	-26,92
PANAMA	7.744	288	-96,28	72.549	4.346	-94,01
SURINAME	161	0	-100,00	502	0	-100,00
CHILE	8.177	8.598	5,15	69.606	53.230	-23,53
VENEZUELA	15.550	11.264	-27,56	111.067	160.828	44,80
ARGENTINA	496.832	425.223	-14,41	3.039.234	2.911.194	-4,21
BRAZIL	1.084.430	1.648.739	52,04	12.362.180	20.557.026	66,29
COLOMBIA	49.881	51.436	3,12	82.168	107.074	30,31
PERU	23.741	65.791	177,12	54.837	104.486	90,54
TRINIDAD AND TOBAGO	330	2.001	506,36	4.675	16.243	247,44
BAHAMAS	0	287	--	0	4.229	--
JAMAICA	311	259	-16,72	4.243	2.147	-49,40
PUERTO RICO	15.811	28.343	79,26	161.532	188.188	16,50
BELIZE	0	3	--	0	36	--
DOMINICAN REPUBLIC	9.683	266	-97,25	53.070	2.872	-94,59
EL SALVADOR	852	1.070	25,59	6.106	6.605	8,17
COSTA RICA	6.246	127	-97,97	57.210	969	-98,31
HAITI	50	40	-20,00	1.236	510	-58,74
BARBADOS	666	2.100	215,32	10.783	15.848	46,97
ANTIGUA AND BARBUDA	0	43	--	0	934	--
ARUBA	422	327	-22,51	5.480	3.179	-41,99
BERMUDA	69	286	314,49	860	2.394	178,37
CAYMAN ISLANDS	48	14	-70,83	826	201	-75,67
DOMINICA	352	574	63,07	6.236	8.968	43,81
FRENCH POLYNESIA	104	0	-100,00	1.354	0	-100,00
GRENADA	235	692	194,47	2.362	4.893	107,15
NETHERLANDS ANTILLES	302	1	-99,67	2.107	17	-99,19
SAINT LUCIA	5	0	-100,00	162	0	-100,00
UNITED KINGDOM	1.527.879	2.146.567	40,49	19.289.941	26.301.094	36,35
NETHERLANDS	962.211	845.120	-12,17	3.909.234	3.473.701	-11,14
FRANCE	22.609	159	-99,30	157.962	2.338	-98,52
GERMANY, FED. REP. OF	1.207.698	606.642	-49,77	5.881.104	3.234.595	-45,00
AUSTRIA	800	1.266	58,25	9.039	7.134	-21,08
BELGIUM	122.220	63.034	-48,43	821.470	484.697	-41,00
SWITZERLAND	1.233	12	-99,03	11.590	114	-99,02
DENMARK	142.077	75.486	-46,87	697.541	422.850	-39,38
NORWAY	235.394	100.250	-57,41	1.147.049	552.781	-51,81
SWEDEN	532.472	355.081	-33,31	2.897.391	1.942.999	-32,94
FINLAND	261.787	314.688	20,21	1.594.294	1.606.988	0,80
IRELAND	0	10.931	--	0	57.523	--
ITALY	691.108	633.691	-8,31	2.823.459	2.221.418	-21,32
SPAIN	84.775	264.721	212,26	696.426	1.788.798	156,85
PORTUGAL	46.600	105.486	126,36	157.433	329.565	109,34
GREECE	169.035	81.593	-51,73	886.811	513.973	-42,04
DEMOCRATIC REPUBLIC OF THE C	32	13	-59,38	76	119	56,58
HUNGARY	270.770	700.918	158,86	1.295.922	2.808.423	116,71
POLAND	163.826	210.709	28,62	558.482	628.490	12,54
BULGARIA	14.217	41.573	192,42	30.810	92.862	201,40
UKRAINE	0	1.622	--	0	16.579	--
LITHUANIA	20.368	2.432	-88,06	103.529	8.121	-92,16
ESTONIA	0	10.075	--	0	51.313	--
SLOVAKIA	22.878	8.096	-64,61	61.229	22.779	-62,80
RUSSIA FEDERATION	39.280	8.279	-78,92	376.481	100.308	-73,36
-UBI KAYU OLAHAN	41.503.467	43.778.494	5,48	4.634.501	7.642.857	64,91
JAPAN	130.000	134	-99,90	86.598	134	-99,85
HONG KONG	19.760	1.614	-91,83	5.625	866	-84,60
KOREA, REPUBLIC OF	6.050.000	3.721.796	-38,48	719.950	800.186	11,14
TAIWAN	19.984	1.078.528	5.296,96	5.020	208.212	4.047,65
CHINA	35.092.589	38.812.221	10,60	3.674.660	6.348.994	72,78
SINGAPORE	36.080	15.742	-56,37	8.849	14.823	67,51
PHILIPPINES	946	8.894	840,17	2.205	6.174	180,00
MALAYSIA	127.498	51.442	-59,65	63.970	32.736	-48,83
AUSTRALIA	445	0	-100,00	655	0	-100,00
UNITED STATES	0	25.053	--	0	82.353	--
UNITED KINGDOM	23.665	58.010	145,13	60.979	139.111	128,13
NETHERLANDS	2.500	5.060	102,40	5.990	9.268	54,72
-INDUSTRI LAINNYA	1.748.647.807	1.854.165.644	6,03	1.759.957.828	2.248.042.211	27,73
JAPAN	61.648.353	59.461.400	-3,55	223.718.355	223.017.212	-0,31

TABEL 5. PERKEMBANGAN EKSPOR INDONESIA MENURUT KOMODITI DAN NEGARA TUJUAN

JENIS BARANG	BERAT BERSIH (KG)		PERUB	NILAI FOB (US \$)		PERUB
	JAN-MEI 2007	JAN-MEI 2008	%	JAN-MEI 2007	JAN-MEI 2008	%
	(1)	(2)	(3)	(4)	(5)	(6)
HONG KONG	5.723.378	7.441.726	30,02	17.317.978	15.987.148	-7,68
KOREA, REPUBLIC OF	42.575.494	62.318.068	46,37	55.843.803	69.528.052	24,50
TAIWAN	27.766.236	41.648.798	50,00	25.148.441	31.757.420	26,28
CHINA	1.076.595.465	964.088.683	-10,45	94.387.915	102.221.848	8,30
MONGOLIA	109.502	143.925	31,44	123.854	304.502	145,86
MACAU	247.078	2.731.904	1.005,68	210.926	413.534	96,06
PAPUA NEW GUINEA	2.309.304	2.150.803	-6,86	2.647.239	3.506.305	32,45
THAILAND	31.702.045	43.179.459	36,20	117.701.340	129.830.587	10,31
SINGAPORE	103.131.447	73.079.913	-29,14	325.388.497	348.685.778	7,16
PHILIPPINES	13.091.719	19.079.577	45,74	33.671.045	43.909.457	30,41
MALAYSIA	61.685.268	75.620.889	22,59	112.575.326	119.874.701	6,48
MYANMAR (FORM. BURMA)	1.588.075	3.354.125	111,21	1.039.503	2.093.941	101,44
CAMBODIA	475.366	573.599	20,66	1.136.540	2.071.768	82,29
BRUNEI DARUSSALAM	224.799	1.851.585	723,66	564.810	2.615.022	362,99
LAO PEOPLE'S DEMOCRATIC REPU	432.584	124.808	-71,15	1.748.466	523.517	-70,06
NEPAL	193.004	80.405	-58,34	335.140	159.450	-52,42
VIET NAM	13.585.144	23.846.566	75,53	28.735.404	66.348.860	130,90
MALDIVES	1.166.887	2.196.317	88,22	728.883	1.767.576	142,50
INDIA	24.787.392	27.246.035	9,92	44.636.638	42.397.357	-5,02
PAKISTAN	6.732.161	8.698.069	29,20	5.499.435	6.544.574	19,00
BANGLADESH	4.692.077	8.611.353	83,53	11.289.530	9.588.598	-15,07
SRI LANKA	3.372.249	4.147.837	23,00	7.247.148	10.023.061	38,30
AFGHANISTAN	28.046	0	-100,00	337.493	0	-100,00
IRAQ	1.070	6.125.577	572.383,83	2.481	32.700.374	1.317.932,00
IRAN (ISLAMIC REPUBLIC OF)	2.431.138	1.477.897	-39,21	1.538.616	2.420.451	57,31
SAUDI ARABIA	10.756.931	14.546.849	35,23	14.201.800	15.274.809	7,56
ISRAEL	0	326.907	--	0	677.557	--
KUWAIT	2.557.502	1.376.504	-46,18	1.326.522	1.628.063	22,73
JORDAN	114.786	729.971	535,94	740.779	2.183.983	194,82
LEBANON	227.349	355.654	56,44	498.202	614.973	23,44
YEMEN	100.117	178.341	78,13	266.550	622.476	133,53
OMAN	575.842	169.983	-70,48	4.791.182	870.667	-81,83
SYRIA ARAB REPUBLIC	46.009	293.711	538,38	257.115	514.193	99,99
TURKEY	2.596.563	3.534.070	36,11	3.604.330	5.405.758	49,98
UNITED ARAB EMIRATES	17.934.762	24.309.332	35,54	25.563.218	22.504.563	-11,97
QATAR	1.423.619	1.637.770	15,04	1.215.355	1.042.712	-14,21
BAHRAIN	3.542.686	5.069.528	43,10	770.127	1.318.101	71,15
CYPRUS	79.312	115.814	46,02	111.392	222.804	100,02
EGYPT	1.502.220	1.531.830	1,97	1.458.414	2.083.282	42,85
LIBYAN ARAB JAMAHIRIYA	174.443	424.477	143,33	930.464	1.544.469	65,99
MOROCCO	30.615	174.366	469,54	218.455	600.561	174,91
TUNISIA	30.504	900.833	2.853,16	118.427	2.562.752	2.063,99
ALGERIA	3.464.691	1.960.259	-43,42	9.220.423	7.023.635	-23,83
SUDAN	161.164	333.540	106,96	259.800	2.736.760	953,41
ERITREA	157	36.900	23.403,18	2.160	38.950	1.703,24
LESOTHO	47.800	0	-100,00	2.820	0	-100,00
NAMIBIA	132.118	69.087	-47,71	61.385	18.452	-69,94
ETHIOPIA	16.976	2.996	-82,35	2.492	14.483	481,18
TANZANIA, UNITED REPUBLIC OF	254.053	274.548	8,07	629.876	917.159	45,61
MADAGASCAR	116.457	259.153	122,53	66.280	663.374	900,87
SOMALIA	3.496	0	-100,00	11.977	0	-100,00
KENYA	2.169.053	2.081.221	-4,05	1.354.158	3.305.257	144,08
REUNION	306.021	118.204	-61,37	380.885	191.291	-49,78
MOZAMBIQUE	69.435	1.044.540	1.404,34	96.260	1.938.661	1.913,98
EQUATORIAL GUINEA	14.897	7.220	-51,53	37.168	8.075	-78,27
TOGO	161.307	164.942	2,25	302.001	321.516	6,46
GHANA	2.371.800	4.154.474	75,16	3.387.413	5.192.179	53,28
LIBERIA	11.151	2.229	-80,01	29.223	4.834	-83,46
GUINEA	531.985	374.140	-29,67	740.600	685.594	-7,43
ANGOLA	93.985	782.217	732,28	80.523	862.534	971,16
CONGO	93.494	117.423	25,59	202.022	300.059	48,53
CAMEROON	156.009	165.419	6,03	335.472	590.125	75,91
NIGERIA	3.770.998	5.724.255	51,80	6.698.636	9.063.902	35,31
SIERRA LEONE	63.762	24.105	-62,20	195.064	55.679	-71,46
GABON	142.292	35.781	-74,85	532.062	230.617	-56,66
COTE D'IVOIRE	123.456	221.752	79,62	542.980	1.510.182	178,13
SENEGAL	54.225	339.993	527,00	123.756	449.248	263,01
MAURITANIA	0	498	--	0	363	--
MALI	8.398	290	-96,55	28.686	150	-99,48
BENIN	341.359	462.027	35,35	449.902	722.339	60,55
BURKINA FASO	26.049	17.545	-32,65	108.118	123.284	14,03
GAMBIA	14.812	16.626	12,25	55.363	63.552	14,79
U.S. VIRGIN ISLANDS	255	21.129	8.185,88	3.936	11.375	189,00
SEYCHELLES	50.278	36.169	-28,06	71.132	64.624	-9,15
UGANDA	2.541	245.494	9.561,31	16.499	1.162.124	6.943,60
NIGER	11.413	22.902	100,67	41.844	132.196	215,93
DJIBOUTI	97.313	210.504	116,32	53.371	142.712	167,40
SAO TOME AND PRINCIPE	0	2.474	--	0	3.210	--

TABEL 5. PERKEMBANGAN EKSPOR INDONESIA MENURUT KOMODITI DAN NEGARA TUJUAN

JENIS BARANG	BERAT BERSIH (KG)		PERUB	NILAI FOB (US \$)		PERUB
	JAN-MEI 2007	JAN-MEI 2008	%	JAN-MEI 2007	JAN-MEI 2008	%
	(1)	(2)	(3)	(4)	(5)	(6)
SWAZILAND	49.482	21.100	-57,36	272.278	115.327	-57,64
SOUTH AFRICA	7.708.202	4.360.143	-43,44	5.031.938	7.096.784	41,03
ZIMBABWE	760	2.773	264,87	6.750	18.658	176,41
ZAMBIA	0	23.940	--	0	92.516	--
MALAWI	169.856	73.954	-56,46	145.974	99.250	-32,01
COMOROS	3.565	3.500	-1,82	24.095	24.000	-0,39
MAURITIUS	93.630	232.427	148,24	115.292	338.804	193,87
VIRGIN ISLANDS (BRITISH)	9.295	601	-93,53	42.186	1.994	-95,27
AUSTRALIA	25.616.362	24.280.912	-5,21	64.661.851	52.207.575	-19,26
NEW ZEALAND	2.696.892	4.193.431	55,49	5.736.734	10.307.580	79,68
MICRONESIA, FEDERATED STATES	8.731	45.746	423,95	7.228	55.594	669,15
GUAM	9.632	42.710	343,42	13.502	125.206	827,31
PALAU	23.116	292	-98,74	20.750	610	-97,06
NEW CALEDONIA	213.572	160.499	-24,85	447.519	231.978	-48,16
NORTHERN MARIANA ISLANDS	9.977	0	-100,00	2.856	0	-100,00
SAINT VINCENT AND THE GRENADII	8.580	562	-93,45	18.399	971	-94,72
VANUATU	159.864	21.712	-86,42	106.675	40.920	-61,64
WALLIS AND FUTUNA ISLANDS	2.407	371	-84,59	5.754	636	-88,95
AMERICAN SAMOA	24.674	15.779	-36,05	135.593	21.529	-84,12
COOK ISLANDS	78.475	11.431	-85,43	59.902	68.694	14,68
FIJI	635.905	813.144	27,87	328.753	515.447	56,79
KIRIBATI	40.489	238	-99,41	42.370	1.088	-97,43
MARSHALL ISLANDS	48.917	11.441	-76,61	16.473	12.775	-22,45
SAMOA	44.569	25.928	-41,83	38.691	29.208	-24,51
SOLOMON ISLANDS	555.875	83.998	-84,89	561.248	156.653	-72,09
TONGA	21.128	187.194	786,00	39.960	174.496	336,68
TUVALU	453	12.179	2.588,52	382	25.161	6.486,65
CHRISTMAS ISLANDS	17	0	-100,00	180	0	-100,00
TOKELAU	3.500	0	-100,00	24.021	0	-100,00
EAST TIMOR	5.752	3.576.129	62.071,92	27.100	3.117.120	11.402,29
UNITED STATES	40.541.686	184.661.675	355,49	166.969.950	405.415.908	142,81
CANADA	6.818.417	3.582.373	-47,46	23.480.756	13.159.873	-43,95
MEXICO	1.336.551	708.583	-46,98	7.109.361	7.759.412	9,14
GUATEMALA	9.344	355	-96,20	29.644	1.962	-93,38
HONDURAS	21.562	22.760	5,56	4.646	5.486	18,08
NICARAGUA	1.728	100	-94,21	1.296	122	-90,59
PANAMA	43.078	127.420	195,79	397.426	852.905	114,61
CUBA	7.202	180.800	2.410,41	97.876	151.128	54,41
SURINAME	23.070	23.908	3,63	114.487	142.859	24,78
CHILE	415.663	2.218.017	433,61	2.399.362	6.832.468	184,76
VENEZUELA	6.636.036	839.952	-87,34	1.397.826	1.205.105	-13,79
ARGENTINA	971.584	1.379.346	41,97	7.491.503	9.876.516	31,84
BRAZIL	444.973	880.729	97,93	3.248.163	4.976.475	53,21
COLOMBIA	308.399	293.898	-4,70	964.631	605.374	-37,24
BOLIVIA	9.590	12.040.007	125.447,52	30.495	15.037.918	49.212,73
URUGUAY	8.678	4.902	-43,51	28.844	26.492	-8,15
PARAGUAY	39.265	25.169	-35,90	65.874	112.949	71,46
ECUADOR	407.996	615.393	50,83	1.066.246	1.537.438	44,19
PERU	169.405	41.081	-75,75	1.061.066	285.139	-73,13
GUYANA	110.545	22.774	-79,40	276.429	33.450	-87,90
TRINIDAD AND TOBAGO	77.872	45.025	-42,18	310.594	192.340	-38,07
BAHAMAS	588	1.128	91,84	3.844	3.011	-21,67
JAMAICA	5.807	1.412	-75,68	3.998	1.833	-54,15
PUERTO RICO	277.158	58.359	-78,94	151.512	37.372	-75,33
DOMINICAN REPUBLIC	193.497	82.489	-57,37	327.067	359.886	10,03
EL SALVADOR	92.236	27.612	-70,06	487.738	146.425	-69,98
COSTA RICA	232.741	615.732	164,56	661.312	562.343	-14,97
HAITI	128.412	78.220	-39,09	184.863	90.280	-51,16
BARBADOS	32.494	142.563	338,74	17.628	134.959	665,59
ANTIGUA AND BARBUDA	533	807	51,41	2.780	6.658	139,50
ANGUILLA	986	0	-100,00	3.134	0	-100,00
ARUBA	394	4.040	925,38	1.812	8.679	378,97
BERMUDA	173	1.010	483,82	3.149	5.223	65,86
CAPE VERDE	14.440	0	-100,00	15.200	0	-100,00
CAYMAN ISLANDS	39.900	42.007	5,28	15.996	12.434	-22,27
DOMINICA	10.500	9.913	-5,59	40.275	49.698	23,40
FALKLAND ISLANDS (MALVINAS)	232	0	-100,00	303	0	-100,00
FRENCH GUIANA	818	4.409	439,00	1.745	5.319	204,81
FRENCH POLYNESIA	201.135	225.073	11,90	280.014	232.724	-16,89
GREENLAND	3.699	3.564	-3,65	32.238	39.322	21,97
GRENADA	30.643	15.660	-48,90	44.093	10.081	-77,14
MARTINIQUE	24.476	3.949	-83,87	18.593	20.358	9,49
NETHERLANDS ANTILLES	119.362	111.679	-6,44	115.301	105.680	-8,34
SAINT LUCIA	0	179	--	0	611	--
TURKS AND CAICOS ISLANDS	97.930	42.920	-56,17	2.569	19.559	661,35
GUADELOUPE	30.630	29.914	-2,34	29.952	60.116	100,71
SAINT KITTS AND NEVIS	273	1.285	370,70	5.700	8.620	51,23
UNITED KINGDOM	4.769.315	4.239.311	-11,11	24.127.650	33.755.139	39,90

TABEL 5. PERKEMBANGAN EKSPOR INDONESIA MENURUT KOMODITI DAN NEGARA TUJUAN

JENIS BARANG	BERAT BERSIH (KG)		PERUB	NILAI FOB (US \$)		PERUB
	JAN-MEI 2007	JAN-MEI 2008	%	JAN-MEI 2007	JAN-MEI 2008	%
	(1)	(2)	(3)	(4)	(5)	(6)
NETHERLANDS	14.012.722	29.679.649	111,81	70.506.636	109.081.455	54,71
FRANCE	7.075.906	5.498.136	-22,30	13.486.658	13.091.885	-2,93
GERMANY, FED. REP. OF	9.135.326	11.303.640	23,74	43.243.917	55.122.651	27,47
AUSTRIA	580.713	467.249	-19,54	3.821.980	3.653.259	-4,41
BELGIUM	5.624.274	9.303.137	65,41	20.903.758	35.706.331	70,81
SWITZERLAND	434.412	273.309	-37,09	1.338.992	1.889.744	41,13
LUXEMBOURG	208	284	36,54	20.747	57.524	177,26
MONACO	22.701	209	-99,08	207.378	1.961	-99,05
DENMARK	1.026.430	1.147.822	11,83	4.775.084	4.750.525	-0,51
NORWAY	15.604.844	12.866.133	-17,55	3.300.301	3.284.511	-0,48
SWEDEN	609.931	889.550	45,84	3.717.416	3.950.190	6,26
FINLAND	3.547.317	1.462.114	-58,78	29.291.671	15.627.999	-46,65
IRELAND	40.450	49.547	22,49	322.510	1.063.228	229,67
ITALY	5.897.019	4.380.256	-25,72	25.092.866	25.742.347	2,59
SPAIN	2.038.873	2.449.403	20,14	4.686.332	4.880.527	4,14
PORTUGAL	183.975	234.667	27,55	660.710	936.223	41,70
ICELAND	271.639	22.261	-91,80	95.534	6.303	-93,40
GREECE	32.169.832	1.766.723	-94,51	4.176.463	5.441.001	30,28
VATICAN CITY STATE (HOLY SEE)	4.385	0	-100,00	3.750	0	-100,00
ANDORRA	5.590	1.900	-66,01	2.339	5.001	113,81
DEMOCRATIC REPUBLIC OF THE CC	153.860	40.000	-74,00	144.570	16.366	-88,68
HUNGARY	153.522	183.509	19,53	619.420	804.516	29,88
POLAND	999.694	1.059.941	6,03	4.956.302	6.262.062	26,35
ROMANIA	184.689	56.879	-69,20	664.999	374.264	-43,72
BULGARIA	14.945	29.813	99,48	86.277	349.053	304,57
YUGOSLAVIA	1.633	2.802	71,59	3.300	2.133	-35,36
ARMENIA	8.416	0	-100,00	41.615	0	-100,00
AZERBAIJAN	8.559	12.077	41,10	88.283	115.689	31,04
BELARUS	1.300	5.658	335,23	24.553	32.621	32,86
KAZAKHSTAN	98.907	51.855	-47,57	225.154	302.840	34,50
KYRGYZSTAN	0	12.902	--	0	72.542	--
MOLDOVA, REPUBLIC OF	0	5.985	--	0	20.344	--
UKRAINE	910.008	334.632	-63,23	647.173	605.646	-6,42
LITHUANIA	3.239	29.620	814,48	60.279	131.648	118,40
LATVIA	53.496	41.563	-22,31	400.044	530.758	32,67
ESTONIA	467.931	570.864	22,00	155.723	419.133	169,15
GEORGIA	25.440	1.102.624	4.234,21	13.693	1.641.477	11.887,71
CROATIA	616.915	122.169	-80,20	306.060	388.582	26,96
BOSNIA AND HERZEGOVINA	0	233	--	0	1.104	--
MALTA	72.839	35.828	-50,81	201.369	46.544	-76,89
SLOVAKIA	35.709	16.493	-53,81	1.559.963	535.300	-65,69
SLOVENIA	96.160	13.580	-85,88	163.045	157.267	-3,54
CZECH REPUBLIC	66.855	111.854	67,31	234.940	673.182	186,53
RUSSIA FEDERATION	560.709	2.583.824	360,81	2.875.204	4.986.941	73,45
BIJI TEMBAGA	905.775.501	558.434.481	-38,35	2.313.276.017	1.239.343.887	-46,42
JAPAN	313.215.216	235.160.088	-24,92	789.259.265	517.113.476	-34,48
KOREA, REPUBLIC OF	121.946.588	104.768.500	-14,09	271.569.780	225.105.430	-17,11
CHINA	13.523.201	10.832.289	-19,90	36.810.016	27.523.676	-25,23
PHILIPPINES	83.005.125	39.917.355	-51,91	193.054.774	89.080.351	-53,86
MALAYSIA	0	40.000	--	0	11.640	--
INDIA	128.581.894	0	-100,00	372.060.693	0	-100,00
GERMANY, FED. REP. OF	23.101.200	0	-100,00	36.381.195	0	-100,00
SWITZERLAND	12.175.559	0	-100,00	27.408.766	0	-100,00
SPAIN	210.226.718	167.716.249	-20,22	586.731.528	380.509.314	-35,15
BIJI NIKEL	4.103.499.685	7.182.840.817	75,04	285.316.459	357.271.335	25,22
JAPAN	945.508.005	934.596.200	-1,15	92.650.730	93.638.328	1,07
HONG KONG	0	20.000	--	0	600	--
KOREA, REPUBLIC OF	52.500.000	0	-100,00	5.481.493	0	-100,00
CHINA	2.409.305.680	4.998.432.196	107,46	127.573.201	181.267.610	42,09
SINGAPORE	0	4	--	0	7	--
MALAYSIA	0	50.000.000	--	0	875.000	--
CAMEROON	38.150.000	0	-100,00	1.669.062	0	-100,00
AUSTRALIA	102.340.000	226.952.817	121,76	9.216.637	8.405.033	-8,81
CURACAO	35.826.000	0	-100,00	1.522.605	0	-100,00
UNITED KINGDOM	50.500.000	12.450.000	-75,35	5.128.310	694.087	-86,47
FRANCE	0	25.450	--	0	1.664	--
SWITZERLAND	0	243.086.000	--	0	16.795.667	--
GREECE	145.370.000	136.748.150	-5,93	16.017.918	11.676.359	-27,10
VATICAN CITY STATE (HOLY SEE)	66.500.000	0	-100,00	7.107.759	0	-100,00
UKRAINE	257.500.000	580.530.000	125,45	18.948.744	43.916.980	131,77
BAUKSIT	3.950.293.214	5.451.718.895	38,01	36.946.206	52.592.295	42,35
JAPAN	222.093.000	158.537.060	-28,62	2.804.946	2.869.357	2,30
KOREA, REPUBLIC OF	166.214	42.175	-74,63	9.911	2.404	-75,74
TAIWAN	34.500.000	34.900.000	1,16	276.000	383.900	39,09
CHINA	3.690.034.000	5.258.239.660	42,50	33.827.349	49.336.634	45,85

TABEL 5. PERKEMBANGAN EKSPOR INDONESIA MENURUT KOMODITI DAN NEGARA TUJUAN

JENIS BARANG	BERAT BERSIH (KG)		PERUB	NILAI FOB (US \$)		PERUB
	JAN-MEI 2007	JAN-MEI 2008	%	JAN-MEI 2007	JAN-MEI 2008	%
	(1)	(2)	(3)	(4)	(5)	(6)
THAILAND	3.500.000	0	-100,00	28.000	0	-100,00
BIJI TIMAH/TIN	192.745	552.342	186,57	27.935	589	-97,89
CHINA	100.000	0	-100,00	27.000	0	-100,00
MALAYSIA	92.720	552.342	495,71	927	589	-36,46
GERMANY, FED. REP. OF	25	0	-100,00	8	0	-100,00
BATU BARA	78.160.639.067	86.670.388.329	10,89	2.588.877.680	3.605.954.352	39,29
JAPAN	13.479.360.726	16.050.510.798	19,07	489.165.486	698.304.448	42,75
HONG KONG	4.564.607.358	4.668.476.979	2,28	138.346.913	173.274.132	25,25
KOREA, REPUBLIC OF	10.652.841.644	11.544.265.351	8,37	350.981.841	486.470.709	38,60
TAIWAN	9.867.427.315	10.445.827.475	5,86	346.101.609	458.527.099	32,48
CHINA	6.855.643.096	5.897.952.161	-13,97	217.374.401	235.858.223	8,50
PAPUA NEW GUINEA	22.346	0	-100,00	35.003	0	-100,00
THAILAND	3.939.427.624	6.428.239.730	63,18	113.479.061	221.918.225	95,56
SINGAPORE	18.522.120	18.601.878	0,43	468.656	639.887	36,54
PHILIPPINES	2.393.668.077	2.692.293.901	12,48	81.948.302	141.453.044	72,61
MALAYSIA	3.276.279.504	4.588.894.114	40,06	102.297.294	190.259.231	85,99
CAMBODIA	25.290.674	39.185.895	54,94	1.020.772	2.117.569	107,45
VIET NAM	224.973.242	319.465.028	42,00	6.490.354	14.257.700	119,68
INDIA	11.093.820.468	11.360.997.000	2,41	336.529.739	437.191.798	29,91
PAKISTAN	572.576.475	1.614.002.680	181,88	23.210.461	86.268.276	271,68
SRI LANKA	62.945.000	58.786.680	-6,61	2.703.745	2.418.723	-10,54
ISRAEL	0	138.411.000	--	0	5.364.987	--
SYRIA ARAB REPUBLIC	69.715.000	0	-100,00	1.812.590	0	-100,00
UNITED ARAB EMIRATES	0	9	--	0	25	--
SIERRA LEONE	137.981.000	0	-100,00	3.809.368	0	-100,00
SOUTH AFRICA	500.000	0	-100,00	225.000	0	-100,00
AUSTRALIA	3.660	2	-99,95	475	3	-99,37
NEW ZEALAND	325.764.000	119.602.000	-63,29	8.904.333	3.349.298	-62,39
AMERICAN SAMOA	0	71.859.000	--	0	2.196.011	--
UNITED STATES	1.997.665.828	1.339.235.031	-32,96	55.741.391	44.154.585	-20,79
CHILE	858.983.923	145.971.000	-83,01	27.096.326	5.006.805	-81,52
BRAZIL	73.933.000	0	-100,00	2.518.897	0	-100,00
COSTA RICA	0	64.704.000	--	0	2.075.057	--
UNITED KINGDOM	630.930.473	730.138.000	15,72	17.761.920	24.201.709	36,26
NETHERLANDS	454.176.592	1.024.861.093	125,65	18.084.248	46.527.667	157,28
FRANCE	72.045.000	0	-100,00	2.698.805	0	-100,00
GERMANY, FED. REP. OF	167.090	30.126.524	17.930,12	17.814	1.030.661	5.685,68
BELGIUM	149.933.000	144.792.000	-3,43	5.100.260	6.117.461	19,94
SWITZERLAND	1.302.999.793	1.616.578.000	24,07	44.041.914	57.018.920	29,47
IRELAND	464.354.005	157.506.000	-66,08	16.188.625	5.402.455	-66,63
ITALY	2.243.366.000	2.473.989.000	10,28	94.941.709	159.992.710	68,52
SPAIN	1.611.788.751	2.008.985.000	24,64	50.462.419	63.645.895	26,13
PORTUGAL	69.453.283	0	-100,00	2.401.000	0	-100,00
GREECE	82.885.000	0	-100,00	2.453.395	0	-100,00
CROATIA	256.150.000	202.359.000	-21,00	11.492.122	7.579.074	-34,05
SLOVENIA	330.438.000	584.068.000	76,76	12.971.432	19.923.213	53,59
REP. OF MACEDONIA	0	89.704.000	--	0	3.408.752	--
GRANIT	1.053.317.001	2.255.804.376	114,16	5.403.297	20.782.010	284,62
JAPAN	2.557	0	-100,00	1.957	0	-100,00
TAIWAN	144.910	0	-100,00	10.928	0	-100,00
CHINA	31.225	0	-100,00	4.163	0	-100,00
THAILAND	28.378	0	-100,00	7.850	0	-100,00
SINGAPORE	1.053.066.407	2.255.708.388	114,20	5.361.593	20.756.803	287,14
PHILIPPINES	0	1.098	--	0	2.923	--
MALAYSIA	19.500	68.752	252,57	1.290	5.852	353,64
CYPRUS	65	0	-100,00	29	0	-100,00
AUSTRALIA	3.368	0	-100,00	1.452	0	-100,00
UNITED STATES	17.703	3.107	-82,45	10.769	396	-96,32
CANADA	0	14.995	--	0	11.575	--
COSTA RICA	284	0	-100,00	433	0	-100,00
NETHERLANDS ANTILLES	2.604	0	-100,00	2.833	0	-100,00
FRANCE	0	1.325	--	0	1.092	--
GERMANY, FED. REP. OF	0	6.711	--	0	3.369	--
PASIR ALAM	401.111.774	13.787	-100,00	4.679.066	54.557	-98,83
JAPAN	223	0	-100,00	701	0	-100,00
HONG KONG	282.000	0	-100,00	112.800	0	-100,00
KOREA, REPUBLIC OF	20.000	0	-100,00	16.000	0	-100,00
CHINA	9.091.251	25	-100,00	3.787.203	185	-100,00
THAILAND	3.000.000	8.162	-99,73	30.000	3.216	-89,28
SINGAPORE	388.718.000	0	-100,00	732.282	0	-100,00
AUSTRALIA	300	0	-100,00	80	0	-100,00
GERMANY, FED. REP. OF	0	5.600	--	0	51.156	--
HASIL TAMBANG LAIN	2.635.065.796	5.636.546.912	113,91	83.013.784	145.465.689	75,23

TABEL 5. PERKEMBANGAN EKSPOR INDONESIA MENURUT KOMODITI DAN NEGARA TUJUAN

JENIS BARANG	BERAT BERSIH (KG)		PERUB	NILAI FOB (US \$)		PERUB
	JAN-MEI 2007	JAN-MEI 2008	%	JAN-MEI 2007	JAN-MEI 2008	%
	(1)	(2)	(3)	(4)	(5)	(6)
JAPAN	8.677.171	19.544.928	125,25	1.382.278	1.450.139	4,91
HONG KONG	1.371.799	1.577.733	15,01	470.192	545.781	16,08
KOREA, REPUBLIC OF	5.129.961	71.102.196	1.286,02	707.542	2.512.083	255,04
TAIWAN	13.472.019	7.891.225	-41,43	846.606	1.088.625	28,59
CHINA	1.900.715.670	3.947.572.147	107,69	61.116.453	110.486.515	80,78
MONGOLIA	21.000	0	-100,00	3.992	0	-100,00
THAILAND	3.762.707	2.495.205	-33,69	394.473	252.553	-35,98
SINGAPORE	536.566.975	1.146.789.835	113,73	3.667.248	12.339.155	236,47
PHILIPPINES	1.485.210	509.464	-65,70	312.054	65.487	-79,01
MALAYSIA	13.006.683	30.323.181	133,14	5.590.525	1.637.788	-70,70
MYANMAR (FORM. BURMA)	70.600	96.000	35,98	4.350	6.294	44,69
CAMBODIA	2.433.933	2.628.990	8,01	144.604	181.707	25,66
BRUNEI DARUSSALAM	0	55.952	--	0	45.425	--
VIET NAM	3.094.728	4.770.850	54,16	227.213	437.509	92,55
MALDIVES	13.733	170.385	1.140,70	1.195	131.093	10.870,13
INDIA	56.309.814	18.496.252	-67,15	3.953.091	3.139.670	-20,58
PAKISTAN	125.003	20.496	-83,60	7.102	3.436	-51,62
BANGLADESH	5.151.421	24.119.339	368,21	475.092	678.723	42,86
SRI LANKA	89.220	143.770	61,14	7.824	24.348	211,20
IRAN (ISLAMIC REPUBLIC OF)	42	100.000	237.995,24	1.080	20.000	1.751,85
SAUDI ARABIA	11.445	18.899	65,13	3.038	7.256	138,84
KUWAIT	0	15.426	--	0	3.675	--
JORDAN	0	40.047	--	0	7.573	--
TURKEY	24.000	0	-100,00	350	0	-100,00
UNITED ARAB EMIRATES	76.580.846	156.184.081	103,95	1.238.423	2.551.067	105,99
BAHRAIN	576	3.623	528,99	1.980	2.299	16,11
CYPRUS	3.407	0	-100,00	1.724	0	-100,00
EGYPT	48.000	0	-100,00	480	0	-100,00
LIBYAN ARAB JAMAHIRIYA	0	2.480	--	0	13.095	--
LESOTHO	20.000	0	-100,00	1.180	0	-100,00
MADAGASCAR	26.250	0	-100,00	814	0	-100,00
KENYA	61.385	115.000	87,34	14.208	24.725	74,02
REUNION	1.905	408	-78,58	2.930	333	-88,63
LIBERIA	0	3.003	--	0	4.485	--
NIGERIA	160.000	0	-100,00	45.232	0	-100,00
DJIBOUTI	0	273.000	--	0	37.674	--
SOUTH AFRICA	120.450	580.649	382,07	9.060	568.787	6.178,00
MAURITIUS	9.471	440.699	4.553,14	7.781	177.056	2.175,49
AUSTRALIA	2.910.035	9.415.647	223,56	304.619	1.215.248	298,94
NEW ZEALAND	21.258	21.488	1,08	2.744	3.987	45,30
GUAM	26.511	0	-100,00	8.214	0	-100,00
NEW CALEDONIA	7.220	10.886	50,78	5.892	18.357	211,56
SAINT VINCENT AND THE GRENADII	0	10.771	--	0	3.687	--
VANUATU	16.258	0	-100,00	4.481	0	-100,00
COOK ISLANDS	153	0	-100,00	147	0	-100,00
FIJI	582.391	80	-99,99	48.230	392	-99,19
SOLOMON ISLANDS	0	77	--	0	206	--
EAST TIMOR	0	341.000	--	0	201.244	--
UNITED STATES	689.384	126.415	-81,66	355.327	55.884	-84,27
CANADA	4.105	4.377	6,63	10.253	3.426	-66,59
MEXICO	4.142	0	-100,00	2.527	0	-100,00
PANAMA	0	1.653	--	0	3.106	--
ARGENTINA	1.074	0	-100,00	1.118	0	-100,00
BRAZIL	5.631	35.374	528,20	3.223	20.992	551,32
DOMINICAN REPUBLIC	0	49	--	0	422	--
COSTA RICA	10.382	0	-100,00	10.739	0	-100,00
FRENCH GUIANA	304	0	-100,00	705	0	-100,00
FRENCH POLYNESIA	5.241	3.538	-32,49	6.066	2.896	-52,26
NETHERLANDS ANTILLES	1.063	0	-100,00	1.158	0	-100,00
GUADELOUPE	8.323	0	-100,00	7.287	0	-100,00
UNITED KINGDOM	76.820	36.102	-53,00	66.210	3.746	-94,34
NETHERLANDS	60.265	71.617	18,84	55.481	42.324	-23,71
FRANCE	164.282	21.231	-87,08	83.937	20.257	-75,87
GERMANY, FED. REP. OF	99.856	35.953	-64,00	63.040	22.441	-64,40
AUSTRIA	23.926	278	-98,84	18.894	397	-97,90
BELGIUM	30.174	1.676	-94,45	1.030.634	2.220.412	115,44
SWITZERLAND	1.493.092	189.875.033	12.616,90	103.228	3.038.075	2.843,07
DENMARK	1.562	0	-100,00	5	0	-100,00
NORWAY	0	19.636	--	0	9.450	--
SWEDEN	11.495	0	-100,00	3.152	0	-100,00
FINLAND	728	0	-100,00	1.026	0	-100,00
IRELAND	6.270	0	-100,00	5.095	0	-100,00
ITALY	121.141	316.924	161,62	55.677	78.933	41,77
SPAIN	106.505	4.883	-95,42	103.044	7.110	-93,10
PORTUGAL	1.418	0	-100,00	1.457	0	-100,00
GREECE	63	1.050	1.566,67	189	1.050	455,56
HUNGARY	3.130	0	-100,00	5.055	0	-100,00
POLAND	0	4.756	--	0	3.971	--

TABEL 5. PERKEMBANGAN EKSPOR INDONESIA MENURUT KOMODITI DAN NEGARA TUJUAN

JENIS BARANG	BERAT BERSIH (KG)		PERUB	NILAI FOB (US \$)		PERUB
	JAN-MEI 2007	JAN-MEI 2008	%	JAN-MEI 2007	JAN-MEI 2008	%
	(1)	(2)	(3)	(4)	(5)	(6)
MALTA	1.592	0	-100,00	2.960	0	-100,00
SLOVENIA	4.578	0	-100,00	1.856	0	-100,00
RUSSIA FEDERATION	0	101.155	--	0	43.320	--
BARANG-BARANG SENI	1.438.734	1.173.115	-18,46	3.850.972	4.370.794	13,50
JAPAN	80.806	56.190	-30,46	227.579	449.902	97,69
HONG KONG	11.402	5.593	-50,95	41.347	48.803	18,03
KOREA, REPUBLIC OF	17.017	4.112	-75,84	23.377	33.868	44,88
TAIWAN	82.417	7.905	-90,41	140.602	69.418	-50,63
CHINA	955	5.219	446,49	4.568	17.827	290,26
MACAU	0	384	--	0	28.140	--
PAPUA NEW GUINEA	437	0	-100,00	1.062	0	-100,00
THAILAND	2.371	1.302	-45,09	6.980	6.823	-2,25
SINGAPORE	21.579	51.635	139,28	179.443	612.217	241,18
PHILIPPINES	3.162	1.346	-57,43	9.439	11.236	19,04
MALAYSIA	26.668	26.529	-0,52	57.232	84.331	47,35
CAMBODIA	39.499	248	-99,37	78.750	332	-99,58
BRUNEI DARUSSALAM	2.052	530	-74,17	781	6.539	737,26
VIET NAM	123	65	-47,15	91	65	-28,57
MALDIVES	2.051	288	-85,96	22.407	573	-97,44
INDIA	438	764	74,43	1.130	2.315	104,87
SRI LANKA	781	294	-62,36	163	121	-25,77
IRAN (ISLAMIC REPUBLIC OF)	3.712	5.524	48,81	5.930	13.551	128,52
SAUDI ARABIA	5.824	33.159	469,35	5.416	25.340	367,87
ISRAEL	0	380	--	0	761	--
KUWAIT	150	328	118,67	2.179	8.781	302,98
LEBANON	167	20	-88,02	464	238	-48,71
OMAN	347	0	-100,00	161	0	-100,00
TURKEY	85.091	79.763	-6,26	114.912	103.939	-9,55
UNITED ARAB EMIRATES	18.139	5.256	-71,02	68.444	30.628	-55,25
BAHRAIN	543	36	-93,37	2.581	51	-98,02
CYPRUS	725	104	-85,66	709	1.738	145,13
EGYPT	419	264	-36,99	426	163	-61,74
MOROCCO	541	691	27,73	9.322	600	-93,56
TUNISIA	0	20.000	--	0	10.000	--
SUDAN	0	10.125	--	0	24.920	--
NAMIBIA	0	11	--	0	100	--
MADAGASCAR	86	239	177,91	189	1.126	495,77
KENYA	897	107	-88,07	715	53	-92,59
REUNION	4.865	5.303	9,00	3.420	7.896	130,88
MOZAMBIQUE	0	36	--	0	92	--
TOGO	16	0	-100,00	15	0	-100,00
GABON	0	275	--	0	1.401	--
COTE D'IVOIRE	112	261	133,04	117	409	249,57
SENEGAL	27.042	22.316	-17,48	24.540	20.000	-18,50
SEYCHELLES	0	245	--	0	477	--
SOUTH AFRICA	12.315	19.578	58,98	20.298	23.651	16,52
MAURITIUS	332	3.094	831,93	1.620	7.141	340,80
VIRGIN ISLANDS (BRITISH)	1	0	-100,00	25	0	-100,00
AUSTRALIA	118.261	112.889	-4,54	245.636	207.098	-15,69
NEW ZEALAND	7.809	16.413	110,18	12.784	21.223	66,01
GUAM	595	1.076	80,84	2.491	2.328	-6,54
PALAU	0	87	--	0	147	--
NEW CALEDONIA	5.321	6.854	28,81	14.392	14.449	0,40
NORTHERN MARIANA ISLANDS	33	0	-100,00	251	0	-100,00
VANUATU	393	2.604	562,60	347	2.089	502,02
WALLIS AND FUTUNA ISLANDS	0	21	--	0	30	--
COOK ISLANDS	235	0	-100,00	742	0	-100,00
FIJI	406	982	141,87	538	1.051	95,35
SAMOA	0	737	--	0	1.476	--
SOLOMON ISLANDS	0	3.115	--	0	8.307	--
TONGA	0	554	--	0	590	--
EAST TIMOR	0	525	--	0	700	--
UNITED STATES	95.945	120.287	25,37	384.936	439.983	14,30
CANADA	8.276	12.663	53,01	29.694	36.979	24,53
MEXICO	535	2.235	317,76	1.408	1.249	-11,29
GUATEMALA	0	295	--	0	1.627	--
NICARAGUA	0	249	--	0	303	--
PANAMA	263	2.300	774,52	281	4.251	1.412,81
SURINAME	11.150	0	-100,00	12.144	0	-100,00
CHILE	4.306	1.806	-58,06	3.289	1.698	-48,37
VENEZUELA	0	3	--	0	2	--
ARGENTINA	8	64	700,00	6	47	683,33
BRAZIL	742	1.411	90,16	72.543	73.301	1,04
COLOMBIA	805	1.158	43,85	1.199	1.628	35,78
URUGUAY	674	0	-100,00	821	0	-100,00
TRINIDAD AND TOBAGO	0	629	--	0	1.148	--
BAHAMAS	516	0	-100,00	879	0	-100,00

TABEL 5. PERKEMBANGAN EKSPOR INDONESIA MENURUT KOMODITI DAN NEGARA TUJUAN

JENIS BARANG	BERAT BERSIH (KG)		PERUB	NILAI FOB (US \$)		PERUB
	JAN-MEI 2007	JAN-MEI 2008	%	JAN-MEI 2007	JAN-MEI 2008	%
	(1)	(2)	(3)	(4)	(5)	(6)
JAMAICA	721	34	-95,28	165	50	-69,70
PUERTO RICO	4.047	1.850	-54,29	8.797	1.710	-80,56
DOMINICAN REPUBLIC	1.557	436	-72,00	4.601	628	-86,35
COSTA RICA	1.478	234	-84,17	1.521	190	-87,51
ARUBA	0	33	--	0	950	--
CAYMAN ISLANDS	0	607	--	0	136	--
FRENCH GUIANA	0	122	--	0	267	--
FRENCH POLYNESIA	11.624	9.705	-16,51	18.191	11.287	-37,95
GRENADA	0	133	--	0	893	--
MARTINIQUE	838	84	-89,98	844	420	-50,24
NETHERLANDS ANTILLES	1.458	333	-77,16	6.628	1.015	-84,69
GUADELOUPE	298	795	166,78	696	1.228	76,44
SAINT KITTS AND NEVIS	0	244	--	0	363	--
UNITED KINGDOM	16.178	12.291	-24,03	43.714	38.778	-11,29
NETHERLANDS	46.943	130.011	176,96	94.649	448.861	374,24
FRANCE	157.695	85.327	-45,89	928.446	319.919	-65,54
GERMANY, FED. REP. OF	142.768	30.226	-78,83	198.768	98.889	-50,25
AUSTRIA	1.380	3.730	170,29	3.943	6.739	70,91
BELGIUM	39.393	29.625	-24,80	83.284	59.529	-28,52
SWITZERLAND	9.733	1.553	-84,04	31.609	6.991	-77,88
LUXEMBOURG	100	0	-100,00	466	0	-100,00
MONACO	0	94	--	0	330	--
DENMARK	8.871	1.887	-78,73	31.017	2.869	-90,75
NORWAY	1.144	370	-67,66	2.399	454.172	18.831,72
SWEDEN	3.044	1.416	-53,48	5.994	7.066	17,88
FINLAND	65	352	441,54	162	911	462,35
IRELAND	1.772	5.050	184,99	3.983	19.424	387,67
ITALY	132.805	102.933	-22,49	241.666	242.852	0,49
SPAIN	125.529	66.702	-46,86	209.987	113.573	-45,91
PORTUGAL	813	6.533	703,57	2.235	11.336	407,20
GREECE	6.529	4.043	-38,08	24.024	14.731	-38,68
ANDORRA	0	15	--	0	7	--
HUNGARY	2.002	3.271	63,39	4.105	5.416	31,94
POLAND	3.118	835	-73,22	46.980	807	-98,28
ROMANIA	2.099	144	-93,14	1.443	889	-38,39
BULGARIA	650	0	-100,00	766	0	-100,00
YUGOSLAVIA	13	6.346	48.715,38	16	561	3.406,25
UKRAINE	170	320	88,24	160	239	49,38
LITHUANIA	0	3	--	0	2	--
ESTONIA	0	273	--	0	2.137	--
CROATIA	2.318	4.967	114,28	3.657	11.075	202,84
MALTA	273	897	228,57	613	2.878	369,49
SLOVAKIA	559	0	-100,00	1.455	0	-100,00
SLOVENIA	312	249	-20,19	1.078	209	-80,61
CZECH REPUBLIC	78	225	188,46	221	334	51,13
RUSSIA FEDERATION	1.004	341	-66,04	1.874	2.863	52,77
BARANG KIRIMAN, POS DAN YANG	2.250	0	-100,00	651	0	-100,00
MALAYSIA	2.250	0	-100,00	651	0	-100,00
LAINNYA	1.391	1.818	30,70	3.955	8.355	111,25
JAPAN	8	0	-100,00	21	0	-100,00
CHINA	0	1.208	--	0	4.655	--
SINGAPORE	0	610	--	0	3.700	--
WALLIS AND FUTUNA ISLANDS	462	0	-100,00	1.105	0	-100,00
SPAIN	921	0	-100,00	2.829	0	-100,00
TOTAL	136.102.505.459	155.779.860.125	14,46	44.302.724.586	57.577.937.628	29,96