

Buletin Statistik Perdagangan Luar Negeri
Foreign Trade Statistical Bulletin

EKSPOR /EXPORTS

ISSN : 0126 - 5775

No. Publikasi / *Publication Number* : 05410.0703

Katalog BPS / *BPS Catalogue*: 8101.

Ukuran Buku / *Book Size* : 21 Cm X 29 Cm

Jumlah Halaman / *Total Pages* : 94 Halaman / *Pages*

Naskah / *Manuscript* :

Bagian Statistik Ekspor

Export Statistics Division

Gambar Kulit / *Cover Design* :

Bagian Statistik Ekspor

Export Statistics Division

Diterbitkan oleh / *Published by* :

Badan Pusat Statistik, Jakarta - Indonesia

CBS, Indonesia

Dicetak oleh / *Printed by* :

CV Rioma

Boleh dikutip dengan menyebut sumbernya

May be cited with reference to the source

<https://www.bps.go.id>

KATA PENGANTAR

Buletin Statistik Perdagangan Luar Negeri Ekspor yang diterbitkan secara bulanan memuat data ekspor menurut sektor, Perkembangan ekspor komoditi pertanian, Perkembangan ekspor komoditi industri, Perkembangan ekspor komoditi pertambangan dan Perkembangan ekspor Indonesia menurut komoditi dan negara tujuan secara kumulatif dari Januari sampai bulan berjalan.

Buletin ini juga menyajikan ulasan singkat tentang perbandingan, pertumbuhan dan peranan serta data pokok yang cukup menonjol atau yang mengalami perubahan yang signifikan. Diharapkan dengan adanya informasi semacam ini, para pengguna data ekspor dapat melihat dan mengikuti perkembangan ekspor secara garis besar.

Kepada para pengguna data, saran dan kritik yang bersifat konstruktif demi penyempurnaan publikasi ini, sangat diharapkan. Dengan demikian usaha BPS untuk meningkatkan pelayanan dan pemasyarakatan statistik (khususnya data Statistik Ekspor) dapat dilaksanakan secara baik dan berkesinambungan.

Jakarta, Pebruari 2007

BADAN PUSAT STATISTIK

KEPALA,

DR. Rusman Heriawan

NIP. 340003999

ISI / CONTENT

Halaman / Page

Kata Pengantar / <i>Preface</i>	iii
Isi / <i>Content</i>	iv
Ringkasan / <i>Highlight</i>	v - xiv

Jilid / Volume

Tabel 1. Ringkasan Perkembangan Ekspor Indonesia	1
Tabel 2. Perkembangan Ekspor Komoditi Pertanian	1
Tabel 3. Perkembangan Ekspor Komoditi Industri	2
Tabel 4. Perkembangan Ekspor Komoditi Pertambangan	4
Tabel 5. Perkembangan Ekspor Indonesia Menurut Komoditi dan Negara Tujuan	5

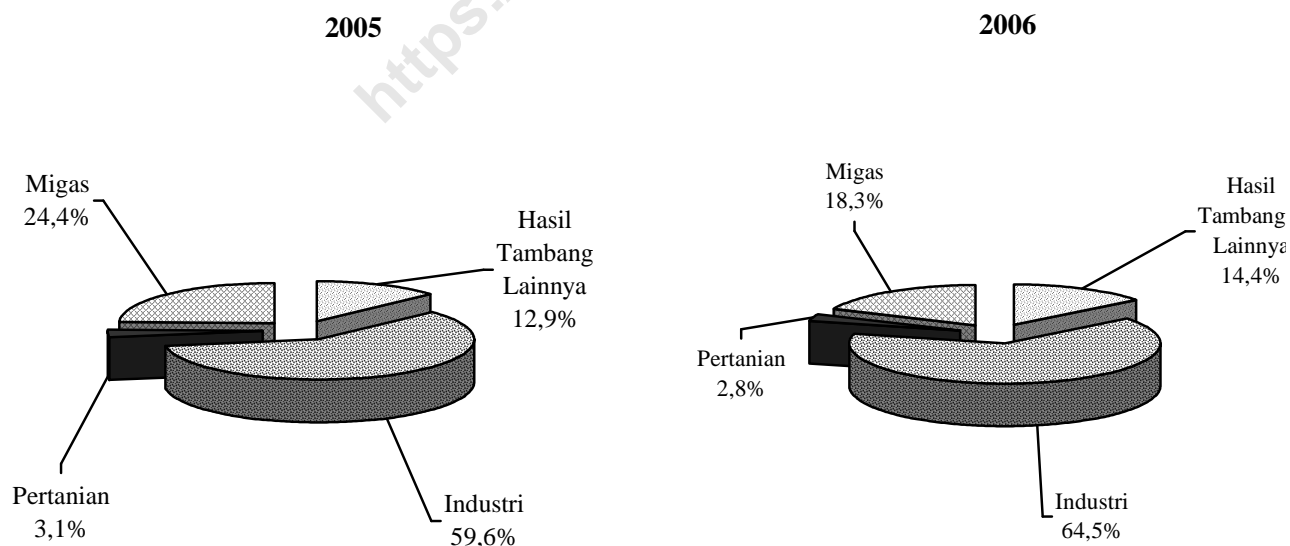
RINGKASAN

Ekspor Indonesia pada periode Januari - Januari 2007 mencapai nilai US\$ 8 322,4 juta dengan volume 27 973,6 ribu ton, yang terdiri dari US\$ 1 521,1 juta hasil ekspor minyak dan gas bumi dan US\$ 6 801,3 juta hasil ekspor komoditi non migas.

Dibandingkan periode yang sama tahun 2006, nilai ekspor naik US\$ 834,4 juta, karena adanya kenaikan ekspor non migas senilai US\$ 1 138,1 juta, namun demikian, dari kelompok migas mengalami

penurunan sebesar US\$ 303,7 juta atau turun 16,64 persen dibanding periode yang sama tahun sebelumnya. Walaupun demikian, diperlihatkan bahwa penerimaan dari sektor migas masih bisa diharapkan, karena perkembangan harga di pasaran internasional menunjukkan peningkatan. Bulan Januari 2007 harga minyak mentah Indonesia US\$ 52,81 per barelnya, turun sebesar US\$ 9,45 per barel dibandingkan bulan Januari 2006.

Grafik 1 : PERBANDINGAN NILAI EKSPOR INDONESIA PADA JANUARI-JANUARI 2006 & 2007

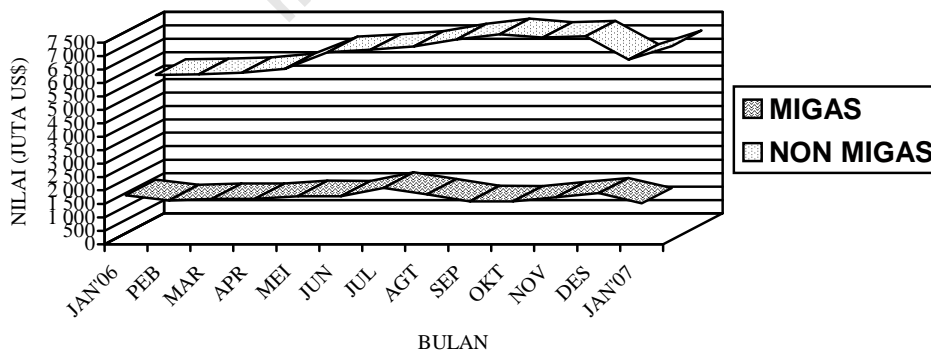


Pada Grafik 1 ditampilkan perbandingan nilai ekspor selama Periode Januari - Januari 2006 dan 2007. Sedangkan trend perkembangannya dari bulan Januari 2006 sampai dengan Januari 2007 disajikan pada Grafik 2, 3, dan 4. Nilai ekspor kelompok migas pada Januari - Januari 2006 senilai US\$ 1 824,8 juta yang terdiri dari minyak mentah, hasil minyak dan gas masing-masing senilai US\$ 718,0 juta, US\$ 241,6 juta, dan US\$ 865,2 juta. Sedangkan pada Januari - Januari 2007 nilai untuk

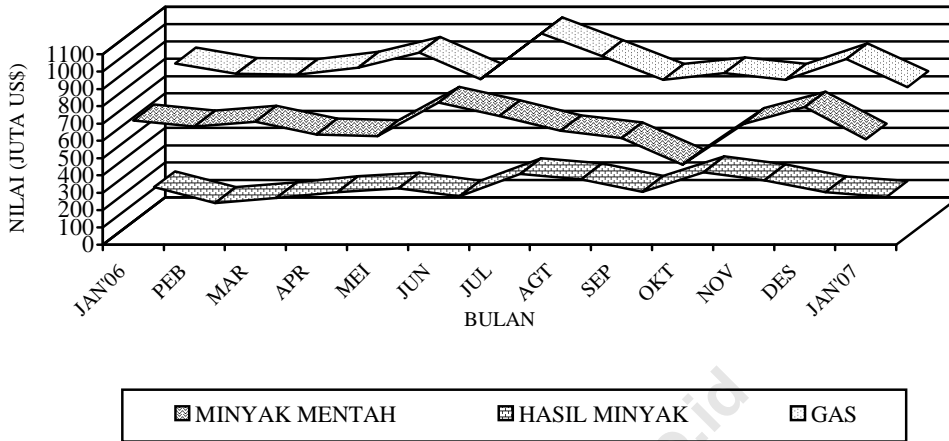
kelompok migas masing-masing sebesar US\$ 608,5 juta, US\$ 185,2 juta dan US\$ 727,4 juta.

Nilai ekspor untuk kelompok non migas yang terdiri dari hasil pertanian, industri serta hasil tambang dan lainnya pada bulan Januari - Januari 2006 masing-masing US\$ 238,0 juta, US\$ 4 456,5 juta, dan US\$ 968,8 juta. Sementara itu pada periode Januari - Januari 2007 masing-masing mencapai US\$ 235,8 juta, US\$ 5 370,6 juta, dan US\$ 1 194,9 juta.

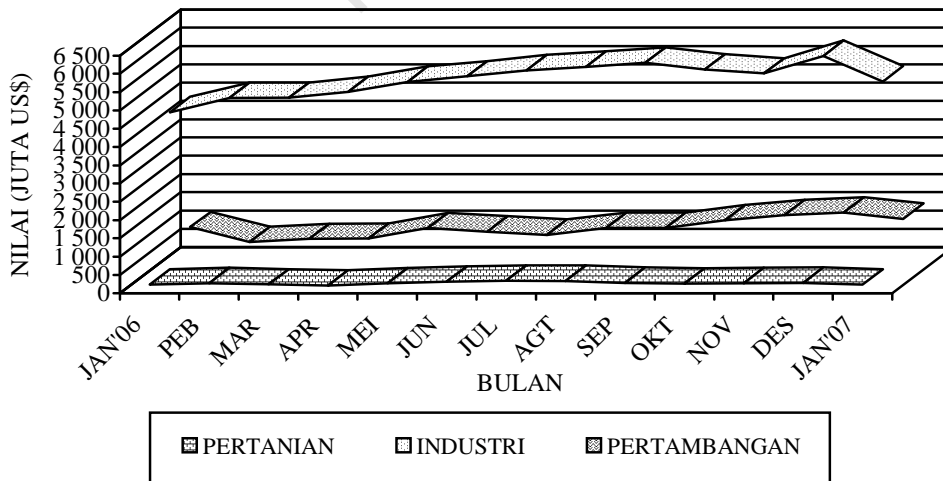
Grafik 2 : PERKEMBANGAN NILAI EKSPOR MIGAS DAN NON MIGAS SELAMA JANUARI 2006 SAMPAI DENGAN JANUARI 2007



**Grafik 3 : PERKEMBANGAN NILAI EKSPOR KOMODITI MIGAS
SELAMA JANUARI 2006 SAMPAI DENGAN JANUARI 2007**



**Grafik 4 : PERKEMBANGAN NILAI EKSPOR KOMODITI NON MIGAS
SELAMA JANUARI 2006 SAMPAI DENGAN JANUARI 2007**



**Tabel A. RINGKASAN EKSPOR NON MIGAS INDONESIA
(JUTA US\$)**

Tahun dan Bulan	Hasil sektor pertanian	Hasil sektor industri	Hasil sektor tambang	Total
[1]	[2]	[3]	[4]	[6]
2005				
Januari	209,6	4 258,4	439,7	4 907,7
Pebruari	232,4	4 359,6	447,6	5 039,6
Maret	233,0	4 633,1	723,9	5 590,0
April	238,5	4 481,5	501,6	5 221,6
Mei	218,9	4 842,9	719,9	5 781,7
Juni	218,8	4 534,1	624,5	5 377,4
Juli	289,7	4 572,5	667,1	5 529,3
Agustus	214,3	4 563,4	699,3	5 477,0
September	273,7	4 852,8	675,6	5 802,1
Oktober	267,3	5 273,5	590,9	6 131,7
November	221,4	4 034,4	1 016,0	5 271,8
Desember	262,7	5 187,5	848,4	6 298,6
2006				
Januari	237,4	4 527,8	968,6	5 733,8
Pebruari	279,1	4 920,0	561,2	5 760,3
Maret	240,9	4 922,2	645,3	5 808,4
April	212,5	5 085,0	651,8	5 949,3
Mei	274,9	5 363,9	941,6	6 580,4
Juni	316,1	5 512,1	843,0	6 671,2
Juli	344,1	5 679,8	757,9	6 781,8
Agustus	338,3	5 773,3	947,2	7 058,8
September	289,3	5 881,2	947,3	7 242,8
Oktober	263,0	5 699,5	1 157,1	7 119,6
November	280,9	5 589,6	1 297,2	7 167,7
Desember	288,4	6 069,5	1 366,1	7 715,0
2007				
Januari	235,8	5 370,6	1 194,9	6 801,3

Dipandang dari negara tujuan ekspor (Tabel B), pada bulan Januari 2007 kelompok migas yang ditujukan ke kawasan Asia Timur dan Asia Selatan & Tenggara, sebesar masing-masing US\$ 1 237,7 juta, dan US\$ 119,5 juta memperlihatkan penurunan dibanding tahun 2006. Negara yang memperlihatkan penurunan ekspor kelompok migas lainnya, adalah Singapura dengan persentase penurunan

sebesar 40,98 persen, Amerika Serikat dengan persentase penurunan sebesar 22,14 persen, sedangkan Malaysia dan Australia & Oceania memperlihatkan peningkatan dibanding tahun 2006, masing-masing dengan persentase peningkatan sebesar 62,07 persen dan 20,13 persen. Dari Tabel B juga terlihat bahwa ekspor komoditi migas pada bulan Januari 2007 menunjukkan penurunan menjadi US\$ 1 521,1 juta.

Tabel B : Perkembangan Ekspor Migas & Non Migas Indonesia Menurut Negara Tujuan, Januari 2006 & Januari 2007 (Juta US\$)

Kawasan Negara Ekspor	Migas			Non Migas		
	Januari 2006	Januari 2007	Perubahan (%)	Januari 2006	Januari 2007	Perubahan (%)
• Asia Timur	1 511,4	1 237,7	-18,11	1 732,1	2 060,7	18,98
- Jepang	838,5	669,5	-20,16	877,9	955,9	8,88
- China	268,8	259,3	-3,55	362,2	471,6	30,21
• Asia Selatan & Tenggara	165,7	119,5	-27,86	1 528,6	1 853,5	21,25
- Muangthai	50,2	29,4	-41,37	157,5	206,7	31,27
- Singapura	94,2	55,6	-40,98	552,7	716,7	29,68
- Philipina	1,1	0,0	-99,70	157,8	185,9	17,78
- Malaysia	19,9	32,2	62,07	321,2	252,1	-21,51
• Asia Barat	0,0	0,0	-	210,0	245,9	17,07
• Afrika	0,0	0,0	-	123,7	151,5	22,42
• Australia & Oseania	115,6	138,9	20,13	145,4	212,7	46,26
• Amerika Utara	32,1	25,0	-22,14	835,4	910,6	9,01
- Amerika Serikat	32,1	25,0	-22,14	801,7	869,2	8,42
• Amerika Tengah & Selatan	0,0	0,0	-	112,7	125,7	11,55
• Erropa Barat	0,0	0,0	-	986,9	1 151,9	16,72
• Erropa Timur	0,0	0,1	-	58,9	88,7	50,62
Total Ekspor	1 824,8	1 521,1	-16,64	5 733,8	6 801,3	18,62

Pada kelompok non migas nilai ekspor mengalami peningkatan hingga mencapai US\$ 6 801,3 juta, kecuali negara Malaysia yang mengalami penurunan nilai ekspor sebesar 21,51 persen.

Pada tabel 1 disajikan ekspor menurut sektor. Disini terlihat bahwa perolehan devisa terbesar pada periode Januari - Januari 2007 berasal dari sektor industri dengan nilai US\$ 5 370,6 juta atau sekitar 64,53 persen dari total ekspor, sedangkan pada periode Januari - Januari 2006 juga berasal dari sektor industri dengan nilai US\$ 4 456,5 juta atau sekitar 59,52 persen dari total ekspor. Dibandingkan periode yang sama tahun sebelumnya, sektor industri mengalami peningkatan 20,51 persen.

Pada tabel 2 disajikan perkembangan ekspor komoditi hasil pertanian, selama periode Januari - Januari 2007, komoditi andalan sektor pertanian antara lain udang segar/beku dengan nilai US\$ 67,3 juta (28,54 persen); ikan dan lain-lain dengan nilai US\$ 46,0 juta (19,51 persen); kopi dengan nilai US\$ 34,5 juta (14,64 persen); biji coklat dengan nilai US\$ 30,9 juta (13,12 persen); hasil pertanian lainnya dengan nilai US\$ 12,9 juta (5,47 persen); rempah-rempah dengan nilai US\$ 12,0 juta (5,09 persen); buah-buahan dengan nilai US\$ 10,7 juta (4,55 persen); bahan nabati lainnya dengan

nilai US\$ 4,7 juta (1,97 persen); teh dengan nilai US\$ 4,0 juta (1,68 persen); tembakau dengan nilai US\$ 2,6 juta (1,12 persen).

Pada tabel 3 disajikan perkembangan ekspor komoditi hasil industri, selama periode Januari - Januari 2007, komoditi andalan sektor industri antara lain tekstil dengan nilai US\$ 821,0 juta (15,29 persen); alat listrik, ukur, fotografi, dll dengan nilai US\$ 632,2 juta (11,77 persen); barang dari logam tidak mulia dengan nilai US\$ 438,3 juta (8,16 persen); minyak nabati dengan nilai US\$ 433,5 juta (8,07 persen); karet alam olahan dengan nilai US\$ 421,4 juta (7,85 persen); bahan kimia dengan nilai US\$ 303,0 juta (5,64 persen); kayu olahan dengan nilai US\$ 259,8 juta (4,84 persen); kertas dan barang dari kertas dengan nilai US\$ 233,3 juta (4,34 persen); meubel dan bagian-bagiannya dengan nilai US\$ 174,4 juta (3,25 persen); makanan olahan dengan nilai US\$ 167,6 juta (3,12 persen).

Pada tabel 4 disajikan perkembangan ekspor komoditi hasil pertambangan, selama periode Januari - Januari 2007, komoditi andalan sektor pertambangan antara lain biji tembaga dengan nilai US\$ 602,9 juta (50,48 persen) dan batu bara dengan nilai US\$ 526,7 juta (44,10 persen). Ekspor biji tembaga mengalami peningkatan 55,45 persen dibanding periode yang sama tahun

sebelumnya, dan batu bara mengalami penurunan 5,38 persen dibanding periode yang sama tahun sebelumnya.

Perkembangan ekspor Indonesia menurut komoditi dan negara tujuan yang disajikan pada Tabel 5, memperlihatkan bahwa ekspor selama ini lebih banyak bertumpu pada 15 komoditi utama, (ringkasan disajikan pada Tabel C yang diurut menurut nilai ekspor). Lima belas komoditi tersebut pada periode Januari - Januari 2007 menyumbang sekitar 65,48 persen dari ekspor non migas.

Biji tembaga mempunyai nilai US\$ 602,9 juta, naik US\$ 55,5 juta dari tahun lalu, komoditi ini menyumbang sekitar 8,86 persen ekspor non migas nasional pada periode Januari - Januari 2007.

Nilai ekspor Batu bara selama periode Januari - Januari 2007 turun US\$ 30,0 juta menjadi US\$ 526,7 juta.

Pada periode Januari - Januari 2007 nilai ekspor pakaian jadi US\$ 490,7 juta, yang naik dibanding tahun lalu sebesar US\$ 61,8 juta atau naik sekitar 14,40 persen.

Komoditi alat listrik diekspor dengan nilai US\$ 389,0 juta atau 6,06 persen, minyak kelapa sawit diekspor dengan nilai US\$ 352,8 juta atau sekitar 5,19 persen dari perolehan devisa non migas.

Selama periode Januari - Januari 2007, industri lainnya nilai ekspornya mencapai US\$ 324,7 juta, sedangkan tahun sebelumnya senilai US\$ 238,0 juta, atau terjadi peningkatan sekitar US\$ 86,7 juta (36,42 persen). Crumb rubber nilai ekspornya naik US\$ 37,9 juta (16,04 persen) menjadi US\$ 274,3 juta.

Perolehan devisa dari kertas dan barang dari kertas pada periode Januari - Januari 2007 diekspor dengan nilai US\$ 233,3 juta atau sekitar 3,43 persen dari kelompok non migas. Textil lainnya pada periode Januari - Januari 2007 diekspor dengan nilai US\$ 216,2 juta, sedangkan tahun sebelumnya US\$ 190,6 juta.

Audio visual nilai ekspornya naik US\$ 87,6 juta menjadi US\$ 211,8 juta. Sedangkan nilai ekspor bahan kimia organik dalam periode Januari - Januari 2007 naik 69,67 persen menjadi US\$ 203,2 juta. Besi/baja nilai ekspornya naik US\$ 67,8 juta menjadi US\$ 190,8 juta, alas kaki (kulit karet dan kanvas) nilai ekspornya naik US\$ 16,5 juta menjadi US\$ 147,8 juta. Meubel dan bagian-bagiannya (dari bahan lainnya) nilai ekspornya naik US\$ 12,7 juta menjadi US\$ 147,3 juta. Damar tiruan, bahan plastik nilai ekspornya naik US\$ 10,6 juta menjadi US\$ 142,1 juta.

**Tabel C : Ekspor Utama Barang Bukan Migas
Periode Januari - Januari, 2006 dan 2007**

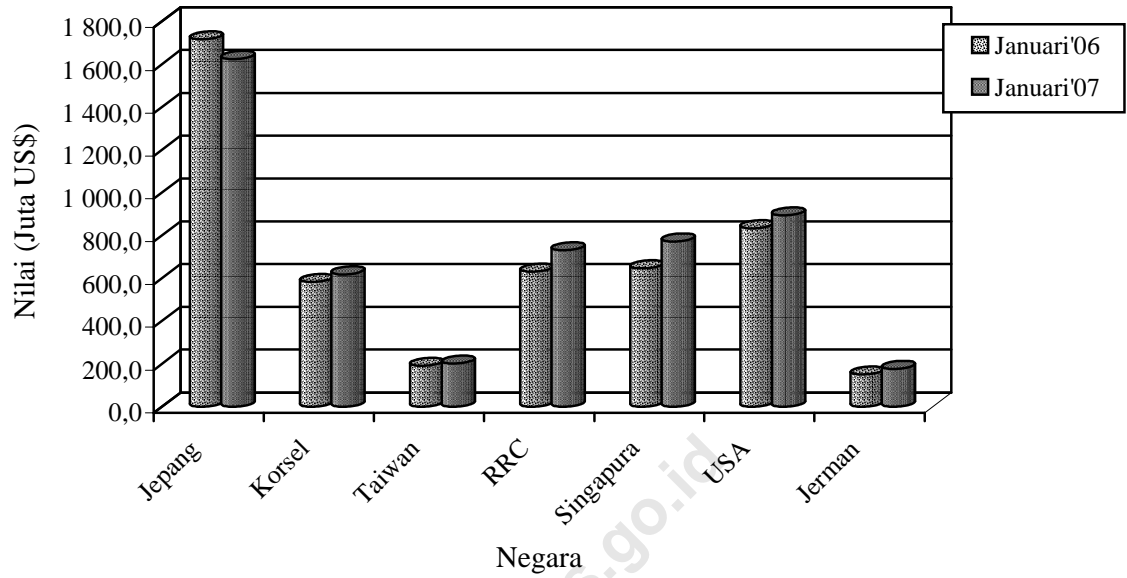
HS	Nilai FOB (Juta US\$)		Perubahan		% Peran 2007 (Terhadap Non Migas)
	2006	2007	Absolut	Persen	
Biji tembaga	387,9	602,9	215,1	55,45	8,86
Batu bara	556,7	526,7	-30,0	-5,38	7,74
Pakaian jadi	428,9	490,7	61,8	14,40	7,21
Alat listrik	366,8	389,0	22,2	6,06	5,72
Minyak kelapa sawit	299,1	352,8	53,7	17,94	5,19
Industri lainnya	238,0	324,7	86,7	36,42	4,77
Crumb rubber	236,4	274,3	37,9	16,04	4,03
Kertas dan barang dari kertas	179,4	233,3	53,9	30,02	3,43
Textil lainnya	190,6	216,2	25,6	13,43	3,18
Audio visual	124,1	211,8	87,6	70,61	3,11
Bahan kimia organik	119,8	203,2	83,5	69,67	2,99
Besi/baja	123,0	190,8	67,8	55,07	2,80
Alas kaki (kulit karet dan kanvas)	131,3	147,8	16,5	12,57	2,17
Meubel dan bagian-bagiannya (dari bahan lainnya)	134,6	147,3	12,7	9,46	2,17
Damar tiruan, bahan plastik	131,5	142,1	10,6	8,07	2,09
Total Komoditi Utama	3 648,0	4 453,5	805,5	22,08	65,48

Nilai ekspor periode Januari - Januari 2007, menurut negara kelompok ekonomi, ke kelompok negara APEC adalah yang terbesar yaitu mencapai 74,78 persen dari total ekspor yaitu US\$ 6 223,5 juta, diantaranya US\$ 1 597,2 juta ke ASEAN dan US\$ 967,5 juta ke NAFTA. Sementara nilai ekspor ke Uni Eropa sebesar 13,80 persen (US\$ 1 148,3 juta) dan ke Timur Tengah sebesar 2,94 persen (US\$ 245,0 juta). Ditinjau dari perkembangannya, nilai ekspor ke negara-negara APEC naik 6,67 persen dibanding keadaan tahun 2006 yang terdiri dari peningkatan ekspor menuju Korea Selatan sebesar 6,13 persen, menuju ASEAN sebesar 11,49 persen, menuju NAFTA sebesar 8,88 persen. Sedangkan ke Jepang mengalami penurunan sebesar 5,30 persen

Nilai ekspor periode Januari - Januari 2007, menuju tujuh negara tujuan utama yaitu Jepang, Korea Selatan, Taiwan, RR China, Singapura, Amerika dan Jerman mencapai sebesar US\$ 4 752,0 juta atau sekitar 60,31 persen dari total ekspor. Dibandingkan periode tahun sebelumnya nilai ini naik US\$ 267,2 juta atau sekitar 5,62 persen.

Selain tujuh negara tujuan utama di atas, negara tujuan yang membeli produk nasional di atas US\$ 70 juta pada bulan Januari 2007 antara lain Hongkong, Malaysia dan Australia masing-masing dengan nilai US\$ 121,8 juta, US\$ 284,3 juta dan US\$ 326,1 juta. Sedangkan dari kawasan Eropa antara lain ke Belanda dan Inggris masing-masing dengan nilai US\$ 195,9 juta dan US\$ 107,2 juta.

Grafik 5: EKSPOR INDONESIA MENURUT NEGARA TUJUAN UTAMA BULAN JANUARI 2006 & 2007



Perbandingan nilai ekspor bulan Januari 2006 dan 2007 ke beberapa negara tertentu disajikan pada Grafik 5.

TABEL 1. RINGKASAN PERKEMBANGAN EKSPOR INDONESIA

JENIS BARANG	BERAT BERSIH (RIBU TON)		PERUB	NILAI FOB (JUTA US \$)		PERUB
	JAN-JAN 2006	JAN-JAN 2007	%	JAN-JAN 2006	JAN-JAN 2007	%
(1)	(2)	(3)	(4)	(5)	(6)	(7)
Total Ekspor	26.278,4	27.973,6	6,45	7.488,0	8.322,4	11,14
MIGAS	4.303,2	3.966,7	-7,82	1.824,8	1.521,1	-16,64
MINYAK MENTAH	1.614,3	1.640,2	1,61	718,0	608,5	-15,25
HASIL MINYAK	630,7	549,1	-12,95	241,6	185,2	-23,34
GAS ALAM	2.058,2	1.777,4	-13,64	865,2	727,4	-15,92
NON MIGAS	21.975,2	24.006,9	9,25	5.663,2	6.801,3	20,10
HASIL PERTANIAN	196,7	154,6	-21,42	238,0	235,8	-0,89
HASIL INDUSTRI	4.024,6	4.839,9	20,26	4.456,5	5.370,6	20,51
HASIL TAMBANG	17.753,7	19.012,1	7,09	968,4	1.194,3	23,33
LAINNYA	0,2	0,3	59,65	0,4	0,6	31,23

TABEL 2. PERKEMBANGAN EKSPOR KOMODITI HASIL PERTANIAN

JENIS BARANG	BERAT BERSIH (TON)		PERUB	NILAI FOB (RIBU US \$)		PERUB
	JAN-JAN 2006	JAN-JAN 2007	%	JAN-JAN 2006	JAN-JAN 2007	%
(1)	(2)	(3)	(4)	(5)	(6)	(7)
TOTAL PERTANIAN	196.732	154.594	-21,42	237.963	235.842	-0,89
KARET ALAM	1.208	779	-35,54	1.636	864	-47,21
KOPI	27.909	18.008	-35,48	36.233	34.519	-4,73
KAYU BULAT	0	0	-91,86	6	0	-97,15
UDANG SEGAR/BEKU	11.517	9.969	-13,44	74.224	67.307	-9,32
TEH	3.346	2.777	-17,00	3.856	3.960	2,69
REMPAH-REMPAH	7.509	6.242	-80,70	11.051	12.014	8,72
-LADA HITAM	1.711	330	-80,70	2.185	778	-64,38
-LADA PUTIH	1.165	1.015	-12,91	2.348	3.754	59,88
-KAYU MANIS DAN BUNGANYA	2.483	2.224	-10,46	1.271	1.588	24,95
-BIJI PALA & BUNGANYA DAN KAPULAGA	1.024	1.687	64,68	2.985	4.112	37,78
-PANILI	14	2	-83,34	185	38	-79,47
-LAINNYA	1.111	984	-11,39	2.077	1.743	-16,05
TEMPAKAU	1.899	919	-51,62	2.911	2.640	-9,31
BIJI COKLAT	36.139	23.897	-33,87	42.522	30.947	-27,22
IKAN DAN LAIN-LAIN	48.203	31.409	1,17	41.325	46.007	11,33
-IKAN TONGKOL/TUNA	4.113	4.161	1,17	12.399	10.145	-18,18
-UBUR-UBUR	158	438	177,90	327	788	141,11
-KEPITING KERANG-KERANGAN	3.127	5.186	65,88	11.762	12.587	7,02
-BEKICOT	250	153	-38,88	441	289	-34,41
-IKAN LAINNYA	40.557	21.471	-47,06	16.396	22.198	35,38
BIJI-BIJIAN	12.653	4.239	-37,84	2.605	2.414	-7,34
-BIJI BUNGA	0	0	-37,84	358	279	-22,05
-BIJI KAPAS	0	1675	-	0	420	-
-BIJI LAINNYA	12.653	2.564	-79,74	2.247	1.715	-23,69
BULU BEBEK	29	22	-24,99	35	13	-62,17
DAMAR DAN GETAH DAMAR	1.704	2.185	28,22	938	1.716	82,92
KOPAL DAN LAIN-LAIN	1.550	2.334	50,62	1.222	1.726	41,18
SAYUR-SAYURAN	6.730	5.796	-13,87	2.380	2.397	0,73
BUAH-BUAHAN	13.932	18.400	32,07	7.237	10.740	48,41
KULIT KERANG DAN LAIN-LAIN	351	742	111,36	215	339	57,71
TANAMAN OBAT	192	788	311,05	400	696	74,04

TABEL 2. PERKEMBANGAN EKSOR KOMODITI HASIL PERTANIAN

JENIS BARANG	BERAT BERSIH (TON)		PERUB	NILAI FOB (RIBU US \$)		PERUB
	JAN-JAN 2006	JAN-JAN 2007	%	JAN-JAN 2006	JAN-JAN 2007	%
(1)	(2)	(3)	(4)	(5)	(6)	(7)
BAHAN NABATI LAINNYA	5.388	8.072	59,04	2.611	4.651	78,15
-GANGGANG LAUT	4.906	7.803	59,04	2.404	4.303	78,96
-LAINNYA	482	269	-44,25	206	348	68,72
HASIL PERTANIAN LAINNYA	16.473	18.016	-45,65	6.556	12.892	96,63
-MUTIARA	0	0	-45,65	573	636	11,17
-LAINNYA	16473	18016	9,37	5.984	12.255	104,81

TABEL 3. PERKEMBANGAN EKSPOR KOMODITI HASIL INDUSTRI

JENIS BARANG	BERAT BERSIH (TON)		PERUB	NILAI FOB (RIBU US \$)		PERUB
	JAN-JAN 2006	JAN-JAN 2007	%	JAN-JAN 2006	JAN-JAN 2007	%
(1)	(2)	(3)	(4)	(5)	(6)	(7)
TOTAL INDUSTRI	4.024.568	4.839.879	20,26	4.456.485	5.370.589	20,51
KAYU OLAHAN	347.019	300.325	-13,46	223.668	259.814	16,16
-KAYU LAPIS	136.864	112.385	-17,89	89.829	107.558	19,74
-KAYU GERGAJIAN	29.398	35.525	20,84	22.142	35.175	58,86
-KAYU OLAHAN LAIN	180.757	152.414	-15,68	111.698	117.081	4,82
BARANG DARI LOGAM TIDAK MULIA	260.086	209.777	-19,34	441.261	438.287	-0,67
-TIMAH	10.969	3.191	-70,91	78.542	34.323	-56,30
-ALUMINIUM	27.334	29.056	6,30	63.873	87.366	36,78
-NIKEL	7.334	80	-98,91	60.883	733	-98,80
-BESI/BAJA	187.154	153.594	-17,93	123.025	190.775	55,07
-TEMBAGA	22.993	18.273	-20,53	103.778	110.487	6,47
-SENG	250	335	34,00	309	853	175,87
-LOGAM TIDAK MULIA LAIN	4.052	5.248	29,52	10.851	13.750	26,71
TEKSTIL	143.381	152.675	6,48	724.804	820.960	13,27
-PAKAIAN JADI	28.957	32.602	12,59	428.914	490.666	14,40
-KAIN TENUN	22.363	22.408	0,20	105.276	114.077	8,36
-TEKSTIL LAINNYA	92.060	97.665	6,09	190.615	216.218	13,43
KARET ALAM OLAHAN	207.909	230.450	10,84	360.851	421.387	16,78
-BARANG DARI KARET	31.876	37.159	16,57	84.077	102.840	22,32
-SHEET	24.875	25.160	1,15	39.956	42.136	5,46
-CRUMB RUBBER	150.876	166.886	10,61	236.357	274.262	16,04
-CREPE	282	1.245	341,49	461	2.149	366,51
MAKANAN TERNAK	156.166	196.712	25,96	10.190	14.948	46,69
-BUNGKIL KELAPA	12.039	3.913	-67,50	647	421	-34,89
-DEDAK/BEKATUL	27.019	20.700	-23,39	2.489	2.127	-14,55
-LAINNYA	117.108	172.099	46,96	7.054	12.400	75,78
MINYAK ATSIRI DAN LAINNYA	4.235	4.927	16,34	14.038	19.458	38,61
-MINYAK ATSIRI LAINNYA	229	376	64,19	3.532	6.280	77,83
-WANGI-WANGIAN DARI MINYAK ATSIRI	4007	4551	13,58	10.507	13.178	25,42
ROTAN OLAHAN	382	842	120,42	330	908	175,00
MINYAK NABATI	967.688	870.460	-10,05	378.446	433.524	14,55
-MINYAK KELAPA SAWIT	811.097	724.539	-10,67	299.117	352.776	17,94
-MINYAK BIJI KELAPA SAWIT	98.955	87.597	-11,48	50.713	44.660	-11,93
-MINYAK NABATI LAIN	57.635	58.323	1,19	28.616	36.088	26,11
ASAM BERLEMAK	65.661	55.111	-16,07	33.778	29.216	-13,51
-STEARIN	15.517	12.143	-21,74	6.893	7.605	10,32
-ASAM BERLEMAK LAIN	50.144	42.969	-14,31	26.885	21.611	-19,62

TABEL 3. PERKEMBANGAN EKSPOR KOMODITI HASIL INDUSTRI

JENIS BARANG	BERAT BERSIH (TON)		PERUB	NILAI FOB (RIBU US \$)		PERUB
	JAN-JAN 2006	JAN-JAN 2007	%	JAN-JAN 2006	JAN-JAN 2007	%
	(1)	(2)	(3)	(4)	(5)	(6)
ALAT LISTRIK UKUR FOGRAFI DLL	60.689	50.455	-16,86	518.546	632.242	21,93
-ALAT LISTRIK	44.916	40.281	-10,32	366.785	389.012	6,06
-DIODE TRANSISTOR	37	82	121,62	7.160	9.899	38,26
-AUDIO VISUAL	15099	9389	-37,82	124.120	211.765	70,61
-FOTOGRAFI DAN OPTIK	238	238	0,00	15.438	13.481	-12,67
-ALAT UKUR	24	93	287,50	245	750	205,83
-LONCENG ARLOJI DAN BAGIANNYA	374	372	-0,53	4.798	7.335	52,87
MAKANAN OLAHAN	106.559	121.174	13,72	136.083	167.556	23,13
-COKLAT OLAHAN	7.596	10.974	44,47	16.615	25.429	53,05
-GULA TETES	15.606	7.808	-49,97	1.503	541	-63,97
-KERUPUK UDANG	358	593	65,64	527	1.101	109,02
-BUAH/SAYURAN OLAHAN	37.394	47.885	28,06	21.437	27.181	26,79
-MINUMAN OLAHAN	5.130	8.901	73,51	2.543	4.867	91,41
-ROKOK DAN TEMBAKAU OLAHAN	3.570	5.206	45,83	16.416	27.051	64,78
-DAGING TERNAK	204	268	31,37	774	889	14,97
-DAGING UNGGAS	0	0	-	0	16	546.566,67
-IKAN OLAHAN	11550	12259	6,14	38697	38827	0,33
-BERAS GILING	125	56	-55,20	67	29	-56,46
-KOPI OLAHAN	0	16	-	0	23	-
-TEH OLAHAN	4120	3077	-25,32	5440	5404	-0,66
-GULA PASIR	33	9	-72,73	28	13	-54,01
-GULA LAINNYA	445	607	36,40	258	303	17,38
-MAKANAN OLAHAN LAINNYA	20.428	23.515	15,11	31778	35.881	12,91
SEMEN	501.764	584.031	16,40	14.525	17.418	19,92
BARANG ANYAMAN	2.061	6.026	192,38	5.618	12.392	120,56
-DARI ROTAN	737	4.189	468,39	1.893	8.503	349,27
-DARI BAHAN LAINNYA	1.324	1.837	38,75	3.726	3.889	4,38
MEUBEL DAN BAGIAN-BAGIANNYA	72.771	77.756	6,85	160.895	174.436	8,42
-DARI ROTAN	9.838	9.456	-3,88	26.326	27.138	3,08
-DARI BAHAN LAINNYA	62.932	68.300	8,53	134.569	147.297	9,46
BAHAN KIMIA	345.679	517.524	49,71	177.577	302.967	70,61
-AN ORGANIK	150.724	139.012	-7,77	47.457	38.555	-18,76
-ORGANIK	167.163	235.390	40,81	119.780	203.236	69,67
-LAINNYA	27.792	143.122	414,98	10.341	61.175	491,59
PUPUK	27.539	3.089	-88,78	6.370	452	-92,91
PRODUK PHARMASI	732	892	21,86	10.508	14.679	39,69
KULIT DAN BARANG DARI KULIT	1.183	837	-29,25	10.830	15.805	45,93
KACA DAN BARANG DARI KACA	56.603	66.096	16,77	28.615	45.146	57,77
KERTAS DAN BARANG DARI KERTAS	241.138	302.265	25,35	179.436	233.311	30,02
INDUSTRI LAINNYA	455.327	1.088.454	139,05	1.020.114	1.315.685	28,97
-GLISEROL DAN LARUTAN ALKALI	2.136	3.012	41,01	753	523	-30,50
-MARGARIN DAN LEMAK LAINNYA	23.088	25.262	9,42	10.581	13.823	30,64
-SABUN MANDI DAN CUCI	34.565	42.592	23,22	23.987	31.805	32,59
-BAHAN CELUP ORGANIK SINTETIK	2.265	2.829	24,90	8.601	10.359	20,44
-PREPARAT PEMBASMI KUMAN DLL	2.592	3.013	16,24	5.945	11.816	98,77
-DAMAR TIRUAN BAHAN PLASTIK	102.143	92.775	-9,17	131.462	142.069	8,07
-BAHAN KERTAS	82.557	211.994	156,79	30.986	84.702	173,36
-ALAS KAKI (KULIT KARET DAN KANVAS)	9.245	10.517	13,76	131.303	147.802	12,57
-PRODUK KERAMIK	39.884	42.541	6,66	21.121	21.857	3,49
-EMAS BATANGAN	5	3	-40,00	74.102	53.778	-27,43
-PESAWAT UDARA DAN BAGIANNYA	379	266	-29,82	10.276	12.369	20,37
-KAPAL LAUT DAN SEJENISNYA	14.932	21.163	41,73	25.989	90.889	249,72
-PERLENGKAPAN OLAHRAGA DAN MAINAN	2.066	2.007	-2,86	14.440	14.560	0,83

TABEL 3. PERKEMBANGAN EKSPOR KOMODITI HASIL INDUSTRI

JENIS BARANG	BERAT BERSIH (TON)		PERUB	NILAI FOB (RIBU US \$)		PERUB
	JAN-JAN 2006	JAN-JAN 2007	%	JAN-JAN 2006	JAN-JAN 2007	%
(1)	(2)	(3)	(4)	(5)	(6)	(7)
-PENA DAN PENSIL	658	715	8,66	4.001	4.587	14,64
-BATU SEMI PERMATA	0	12	-	2	213	10.566,15
-KOPER TAS DOMPET PLASTIK/TEKSTIL	603	559	-7,30	3899	4195	7,59
-BARANG DARI LOGAM MULIA	334	29	-91,32	7.509	8.776	16,88
-PETI KEMAS	125	3881	3.004,80	187	4.011	2.045,95
-KOMPUTER DAN BAGIANNYA	8.026	4.384	-45,38	131.037	110.835	-15,42
-KENDARAAN BERMOTOR RODA 2 DAN 3	276	439	59,06	2.384	3.295	38,22
-KENDARAAN BERMOTOR RODA 4 DAN LEE	2.901	7.362	153,77	16.908	43.225	155,65
-SUKU CADANG MESIN	7.223	8.960	24,05	51.511	80.878	57,01
-SUKU CADANG KENDARAAN	12.872	12.961	0,69	74.604	90.612	21,46
-UBI KAYU OLAHAN	4.530	35.222	677,53	501	3.990	695,99
-INDUSTRI LAINNYA	101.921	555.958	445,48	238.028	324.715	36,42

TABEL 4. PERKEMBANGAN EKSPOR KOMODITI HASIL PERTAMBANGAN

JENIS BARANG	BERAT BERSIH (TON)		PERUB	NILAI FOB (RIBU US \$)		PERUB
	JAN-JAN 2006	JAN-JAN 2007	%	JAN-JAN 2006	JAN-JAN 2007	%
(1)	(2)	(3)	(4)	(5)	(6)	(7)
TOTAL PERTAMBANGAN	17.753.702	19.012.127	7,09	968.377	1.194.318	23,33
BIJI TEMBAGA	200.251	263.343	31,51	387.859	602.931	55,45
BIJI NIKEL	271.707	645.506	137,57	11.072	38.018	243,38
BAUKSIT	294.996	563.917	91,16	2.682	4.512	68,21
BIJI TIMAH/TIN	4	138	3.832,14	54	27	-48,95
BATU BARA	16.075.374	16.000.982	-0,46	556.670	526.714	-5,38
GRANIT	359.606	675.477	87,84	1.293	2.776	114,68
PASIR ALAM	178.373	271.236	52,06	1.395	3.623	159,80
HASIL TAMBANG LAIN	373.391	591.528	58,42	7.352	15.717	113,77

TABEL 5. PERKEMBANGAN EKSPOR INDONESIA MENURUT KOMODITI DAN NEGARA TUJUAN

JENIS BARANG	BERAT BERSIH (KG)		PERUB	NILAI FOB (US \$)		PERUB
	JAN-JAN 2006	JAN-JAN 2007	%	JAN-JAN 2006	JAN-JAN 2007	%
(1)	(2)	(3)	(4)	(5)	(6)	(7)
MINYAK MENTAH	1.614.270.096	1.640.207.008	1,61	717.998.718	608.499.923	-15,25
JAPAN	561.326.000	530.189.005	-5,55	249.981.229	192.946.713	-22,82
KOREA, REPUBLIC OF	255.439.000	225.252.000	-11,82	111.842.614	70.907.818	-36,60
TAIWAN	69.552.000	2	-100,00	28.460.603	20	-100,00
CHINA	231.722.000	281.831.000	21,62	102.272.159	109.823.930	7,38
THAILAND	112.261.000	66.556.000	-40,71	49.242.064	26.088.310	-47,02
SINGAPORE	21.232.003	37.757.001	77,83	10.012.516	15.733.149	57,13
MALAYSIA	45.155.089	80.848.000	79,05	19.681.619	29.175.775	48,24
AUSTRALIA	200.134.000	343.841.000	71,81	95.020.662	138.838.009	46,11
NEW ZEALAND	40.447.000	0	-100,00	19.395.000	0	-100,00
UNITED STATES	77.002.002	73.923.000	-4,00	32.090.232	24.986.179	-22,14
CANADA	2	10.000	499.900,00	20	20	0,00
HASIL MINYAK	630.722.801	549.072.252	-12,95	241.630.023	185.229.724	-23,34
JAPAN	380.222.707	200.002.905	-47,40	136.908.536	68.602.143	-49,89
HONG KONG	0	1	-	0	1	-
KOREA, REPUBLIC OF	27.553.000	62.674.000	127,47	9.549.038	17.212.455	80,25
TAIWAN	0	58.159.195	-	0	22.567.252	-
CHINA	22.074.000	94.659.280	328,83	8.845.788	31.538.584	256,54
PAPUA NEW GUINEA	0	1.736	-	0	3.530	-
THAILAND	414.000	38.293	-90,75	327.537	25.979	-92,07
SINGAPORE	195.573.537	102.650.644	-47,51	84.219.535	39.883.759	-52,64
PHILIPPINES	170.520	1.750	-98,97	116.816	3.375	-97,11
MALAYSIA	1.466.984	6.653.221	353,53	213.773	3.069.409	1.335,83
VIET NAM	0	13.260	-	0	17.503	-
INDIA	25	24.086.990	96.347.860,00	368	2.184.442	593.498,37
PAKISTAN	0	4.080	-	0	5.508	-
BANGLADESH	306.900	0	-100,00	240.291	0	-100,00
SOUTH AFRICA	0	3	-	0	10	-
AUSTRALIA	13.600	6	-99,96	12.784	6	-99,95
NEW ZEALAND	0	20.060	-	0	25.877	-
EAST TIMOR	2.927.525	56.840	-98,06	1.195.553	29.660	-97,52
GERMANY, FED. REP. OF	0	8	-	0	5	-
FINLAND	3	0	-100,00	4	0	-100,00
UKRAINE	0	16.660	-	0	20.575	-
RUSSIA FEDERATION	0	33.320	-	0	39.651	-
GAS ALAM	2.058.171.481	1.777.402.464	-13,64	865.150.923	727.390.614	-15,92
JAPAN	1.220.572.633	1.112.815.334	-8,83	451.651.256	407.967.664	-9,67
KOREA, REPUBLIC OF	523.735.756	408.996.455	-21,91	254.182.269	198.194.812	-22,03
CHINA	311.069.392	250.267.020	-19,55	157.696.047	117.908.256	-25,23
THAILAND	1.050.000	5.323.655	407,01	630.000	3.319.882	426,97
PHILIPPINES	1.743.700	0	-100,00	991.351	0	-100,00
KARET ALAM	1.207.767	778.517	-35,54	1.635.830	863.575	-47,21
JAPAN	16.200	16.000	-1,23	75.507	75.200	-0,41
HONG KONG	102.500	0	-100,00	121.975	0	-100,00
KOREA, REPUBLIC OF	108	47.980	44.325,93	6.974	26.097	274,20
CHINA	675.000	210.000	-68,89	933.180	235.200	-74,80
SINGAPORE	34.650	59.036	70,38	16.325	27.796	70,27
MALAYSIA	360.000	0	-100,00	426.800	0	-100,00
TURKEY	0	126.000	-	0	127.260	-
UNITED STATES	324	200.000	61.628,40	15.048	210.000	1.295,53
BRAZIL	0	100.108	-	0	114.520	-
NETHERLANDS	18.984	19.393	2,15	40.007	47.502	18,73
GERMANY, FED. REP. OF	1	0	-100,00	14	0	-100,00
KOPI	27.908.939	18.007.776	-35,48	36.232.926	34.519.368	-4,73
JAPAN	4.209.737	3.207.616	-23,80	5.605.000	5.861.878	4,58
HONG KONG	36.597	104.998	186,90	54.697	216.610	296,02
KOREA, REPUBLIC OF	542.360	4	-100,00	510.854	10	-100,00
TAIWAN	377.999	303.090	-19,82	621.350	780.839	25,67
CHINA	184.800	51.600	-72,08	190.083	82.447	-56,63
MACAU	18.000	0	-100,00	43.200	0	-100,00
SINGAPORE	466.799	1.490.599	219,32	522.008	3.287.080	529,70
PHILIPPINES	56.400	18.000	-68,09	154.811	42.275	-72,69
MALAYSIA	356.200	1.084.748	204,53	383.378	1.385.945	261,51
INDIA	1.091.123	276.000	-74,70	968.000	351.000	-63,74
IRAN (ISLAMIC REPUBLIC OF)	180.000	0	-100,00	172.800	0	-100,00
UNITED ARAB EMIRATES	0	72.000	-	0	103.320	-
EGYPT	713.388	562.080	-21,21	677.352	950.784	40,37
MOROCCO	311.998	162.000	-48,08	417.452	219.697	-47,37
ALGERIA	1.173.000	172.800	-85,27	1.089.516	249.249	-77,12
SOUTH AFRICA	54.000	108.000	100,00	58.752	142.787	143,03
AUSTRALIA	224.400	55.200	-75,40	277.052	115.080	-58,46
NEW ZEALAND	16.500	18.000	9,09	43.312	53.550	23,64
AMERICAN SAMOA	0	13.451	-	0	4.917	-
UNITED STATES	7.283.320	2.498.696	-65,69	11.641.368	7.900.492	-32,13

TABEL 5. PERKEMBANGAN EKSPOR INDONESIA MENURUT KOMODITI DAN NEGARA TUJUAN

JENIS BARANG	BERAT BERSIH (KG)		PERUB	NILAI FOB (US \$)		PERUB
	JAN-JAN 2006	JAN-JAN 2007	%	JAN-JAN 2006	JAN-JAN 2007	%
(1)	(2)	(3)	(4)	(5)	(6)	(7)
CANADA	177.900	159.600	-10,29	391.734	379.866	-3,03
MEXICO	36.000	16.500	-54,17	117.900	38.450	-67,39
ECUADOR	307.200	307.200	0,00	244.285	476.160	94,92
UNITED KINGDOM	854.999	327.000	-61,75	862.126	509.196	-40,94
NETHERLANDS	189.000	42.000	-77,78	398.385	123.597	-68,98
FRANCE	213.000	126.000	-40,85	205.695	131.040	-36,29
GERMANY, FED. REP. OF	2.533.200	2.465.774	-2,66	3.823.617	4.285.858	12,09
AUSTRIA	42.000	0	-100,00	31.248	0	-100,00
BELGIUM	777.000	389.100	-49,92	892.265	563.406	-36,86
SWITZERLAND	450.600	89.100	-80,23	716.675	150.818	-78,96
DENMARK	57.624	96.600	67,64	106.397	187.121	75,87
NORWAY	0	36.000	-	0	102.208	-
SWEDEN	36.000	35.100	-2,50	64.485	82.965	28,66
IRELAND	18.000	54.000	200,00	66.707	145.980	118,84
ITALY	1.715.700	892.200	-48,00	1.815.145	1.516.367	-16,46
SPAIN	977.000	18.000	-98,16	1.017.122	30.294	-97,02
PORTUGAL	95.400	128.400	34,59	110.837	213.552	92,67
GREECE	92.100	108.000	17,26	89.958	261.157	190,31
POLAND	556.800	492.120	-11,62	441.706	632.314	43,15
ROMANIA	567.600	656.400	15,64	478.332	863.695	80,56
BULGARIA	527.500	490.800	-6,96	520.950	664.137	27,49
ARMENIA	0	285.000	-	0	496.575	-
ESTONIA	2.495	0	-100,00	42	0	-100,00
GEORGIA	313.200	576.000	83,91	262.330	880.562	235,67
RUSSIA FEDERATION	72.000	18.000	-75,00	144.000	36.090	-74,94
KAYU BULAT	295	24	-91,86	5.506	157	-97,15
JAPAN	8	13	62,50	100	84	-16,00
SINGAPORE	155	3	-98,06	2.031	17	-99,16
VIET NAM	0	8	-	0	56	-
UNITED ARAB EMIRATES	127	0	-100,00	3.312	0	-100,00
UNITED STATES	3	0	-100,00	35	0	-100,00
SWITZERLAND	2	0	-100,00	28	0	-100,00
UDANG SEGAR/BEKU	11.490.324	9.968.927	-13,24	73.823.942	67.307.335	-8,83
JAPAN	4.100.977	2.886.660	-29,61	32.411.356	25.168.560	-22,35
HONG KONG	520.645	624.027	19,86	2.137.318	3.065.311	43,42
KOREA, REPUBLIC OF	76.640	25.487	-66,74	469.340	137.757	-70,65
TAIWAN	99.533	127.003	27,60	272.100	353.016	29,74
CHINA	225.251	286.360	27,13	1.305.628	1.146.255	-12,21
THAILAND	27.503	15	-99,95	124.064	25	-99,98
SINGAPORE	300.882	435.903	44,88	595.720	588.210	-1,26
PHILIPPINES	0	2.376	-	0	8.884	-
MALAYSIA	171.177	415.451	142,70	253.361	566.965	123,78
VIET NAM	67.965	87.647	28,96	577.221	703.936	21,95
EGYPT	0	20.659	-	0	108.231	-
REUNION	57.724	9.280	-83,92	354.396	62.153	-82,46
MAURITIUS	10.980	16.796	52,97	70.282	107.493	52,95
AUSTRALIA	47.480	36.365	-23,41	187.822	277.630	47,82
NEW ZEALAND	0	19.042	-	0	91.137	-
UNITED STATES	3.828.714	3.105.436	-18,89	24.147.044	23.525.625	-2,57
CANADA	51.433	61.239	19,07	249.599	346.611	38,87
PUERTO RICO	15.981	50.074	213,33	93.560	312.036	233,51
UNITED KINGDOM	667.207	499.793	-25,09	4.256.327	3.142.004	-26,18
NETHERLANDS	66.890	39.946	-40,28	373.586	265.695	-28,88
FRANCE	181.283	11	-99,99	1.127.791	15	-100,00
GERMANY, FED. REP. OF	164.017	130.052	-20,71	859.710	795.090	-7,52
BELGIUM	585.573	924.863	57,94	2.913.444	5.503.007	88,88
DENMARK	52.100	13.450	-74,18	192.939	167.466	-13,20
SWEDEN	0	17.712	-	0	136.128	-
ITALY	100.495	63.791	-36,52	376.268	255.177	-32,18
SPAIN	63.320	21.999	-65,26	391.846	167.798	-57,18
PORTUGAL	6.530	0	-100,00	83.115	0	-100,00
GREECE	24	0	-100,00	105	0	-100,00
LATVIA	0	15.090	-	0	107.998	-
GEORGIA	0	32.400	-	0	197.122	-
TEH	3.345.658	2.777.045	-17,00	3.855.840	3.959.662	2,69
JAPAN	19.381	7.470	-61,46	63.485	34.579	-45,53
HONG KONG	974	271	-72,18	3.417	1.872	-45,22
KOREA, REPUBLIC OF	499	27	-94,59	2.883	205	-92,89
TAIWAN	36.056	32.453	-9,99	46.455	33.814	-27,21
CHINA	23.999	12.000	-50,00	18.888	9.789	-48,17
THAILAND	0	47	-	0	315	-
SINGAPORE	12.287	13.661	11,18	11.981	18.783	56,77
PHILIPPINES	168	17	-89,88	982	100	-89,82
MALAYSIA	126.815	320.543	152,76	115.652	358.986	210,40
INDIA	115.460	70.620	-38,84	108.057	100.636	-6,87

TABEL 5. PERKEMBANGAN EKSPOR INDONESIA MENURUT KOMODITI DAN NEGARA TUJUAN

JENIS BARANG	BERAT BERSIH (KG)		PERUB	NILAI FOB (US \$)		PERUB
	JAN-JAN 2006	JAN-JAN 2007	%	JAN-JAN 2006	JAN-JAN 2007	%
(1)	(2)	(3)	(4)	(5)	(6)	(7)
PAKISTAN	264.148	423.832	60,45	368.480	777.240	110,93
SRI LANKA	45.396	0	-100,00	45.401	0	-100,00
AFGHANISTAN	30.829	47.300	53,43	30.670	52.668	71,72
IRAN (ISLAMIC REPUBLIC OF)	18.000	8.800	-51,11	18.180	10.553	-41,95
SAUDI ARABIA	15.061	10.097	-32,96	7.920	57.525	626,33
JORDAN	7.700	0	-100,00	9.494	0	-100,00
UNITED ARAB EMIRATES	354.436	32.337	-90,88	289.622	72.038	-75,13
NIGERIA	0	24.200	-	0	36.640	-
UGANDA	0	45	-	0	422	-
AUSTRALIA	28.669	7.702	-73,13	81.575	5.724	-92,98
NEW ZEALAND	50.338	0	-100,00	41.992	0	-100,00
SAMOA	1.999	0	-100,00	1.640	0	-100,00
EAST TIMOR	0	20.400	-	0	22.542	-
UNITED STATES	140.550	256.328	82,37	194.536	405.587	108,49
CANADA	0	36.208	-	0	30.826	-
CHILE	0	20.000	-	0	25.600	-
UNITED KINGDOM	476.837	242.883	-49,06	517.966	328.639	-36,55
NETHERLANDS	164.708	52.335	-68,23	181.210	73.430	-59,48
GERMANY, FED. REP. OF	529.794	343.611	-35,14	790.555	396.835	-49,80
IRELAND	12.400	0	-100,00	12.896	0	-100,00
POLAND	104.160	81.000	-22,24	79.258	81.910	3,35
UKRAINE	126.080	48.618	-61,44	136.044	66.896	-50,83
LATVIA	7.000	0	-100,00	10.500	0	-100,00
RUSSIA FEDERATION	631.914	664.240	5,12	666.101	955.508	43,45
-LADA HITAM	1.710.824	330.182	-80,70	2.184.806	778.150	-64,38
JAPAN	29.088	0	-100,00	63.480	0	-100,00
KOREA, REPUBLIC OF	0	15.000	-	0	42.200	-
TAIWAN	0	25.850	-	0	54.900	-
SINGAPORE	25.000	153.116	512,46	22.225	253.540	1.040,79
MALAYSIA	7.380	0	-100,00	6.881	0	-100,00
VIET NAM	0	2.187	-	0	6.000	-
INDIA	54.000	0	-100,00	71.140	0	-100,00
UNITED STATES	1.464.338	100.000	-93,17	1.873.283	305.245	-83,71
CANADA	18	19.029	105.616,67	57	63.750	111.742,11
NETHERLANDS	0	15.000	-	0	52.515	-
UKRAINE	131.000	0	-100,00	147.740	0	-100,00
-LADA PUTIH	1.165.437	1.014.977	-12,91	2.347.793	3.753.536	59,88
JAPAN	60.000	45.647	-23,92	128.100	191.560	49,54
HONG KONG	0	16.192	-	0	56.360	-
KOREA, REPUBLIC OF	0	15.530	-	0	62.005	-
TAIWAN	49.000	16.000	-67,35	97.805	58.064	-40,63
SINGAPORE	493.999	272.000	-44,94	1.001.331	908.279	-9,29
PHILIPPINES	0	620	-	0	1.610	-
MALAYSIA	34.956	51.326	46,83	45.185	200.912	344,64
VIET NAM	0	131.658	-	0	561.171	-
INDIA	51.000	15.000	-70,59	104.200	54.750	-47,46
EAST TIMOR	0	4	-	0	8	-
UNITED STATES	166.000	275.000	65,66	350.656	1.043.832	197,68
CANADA	32	0	-100,00	100	0	-100,00
UNITED KINGDOM	30.000	0	-100,00	60.450	0	-100,00
NETHERLANDS	151.000	79.000	-47,68	284.275	287.995	1,31
GERMANY, FED. REP. OF	107.000	97.000	-9,35	234.925	326.990	39,19
BELGIUM	15.000	0	-100,00	31.725	0	-100,00
BULGARIA	7.450	0	-100,00	9.041	0	-100,00
-KAYU MANIS DAN BUNGANYA	2.483.409	2.223.530	-10,46	1.271.262	1.588.479	24,95
JAPAN	0	6.700	-	0	6.570	-
KOREA, REPUBLIC OF	0	5.007	-	0	4.962	-
TAIWAN	0	11.224	-	0	8.030	-
CHINA	24.000	0	-100,00	17.880	0	-100,00
THAILAND	113.500	151.200	33,22	60.180	83.320	38,45
SINGAPORE	24.447	64.000	161,79	19.959	42.126	111,06
PHILIPPINES	2	99	4.850,00	2	257	12.750,00
MALAYSIA	74.361	73.408	-1,28	31.709	45.871	44,66
VIET NAM	0	17.999	-	0	9.238	-
INDIA	58.662	139.421	137,67	46.118	97.175	110,71
SAUDI ARABIA	0	10.000	-	0	2.500	-
LEBANON	8.000	0	-100,00	5.120	0	-100,00
SYRIA ARAB REPUBLIC	0	17.000	-	0	3.400	-
TURKEY	59.999	79.000	31,67	25.190	51.516	104,51
UNITED ARAB EMIRATES	42.560	24.000	-43,61	25.477	4.800	-81,16
EGYPT	11	0	-100,00	5.500	0	-100,00
MOROCCO	50.000	24.000	-52,00	20.250	7.200	-64,44
SOUTH AFRICA	0	10.000	-	0	5.800	-
MAURITIUS	8.000	0	-100,00	4.240	0	-100,00
UNITED STATES	1.200.337	1.120.641	-6,64	587.318	893.054	52,06

TABEL 5. PERKEMBANGAN EKSPOR INDONESIA MENURUT KOMODITI DAN NEGARA TUJUAN

JENIS BARANG	BERAT BERSIH (KG)		PERUB	NILAI FOB (US \$)		PERUB
	JAN-JAN 2006	JAN-JAN 2007	%	JAN-JAN 2006	JAN-JAN 2007	%
(1)	(2)	(3)	(4)	(5)	(6)	(7)
CANADA	121.998	25.000	-79,51	57.210	24.990	-56,32
MEXICO	27.000	0	-100,00	5.900	0	-100,00
PANAMA	11.000	0	-100,00	8.019	0	-100,00
BRAZIL	68.000	119.132	75,19	32.020	69.625	117,44
DOMINICAN REPUBLIC	145.079	136.000	-6,26	55.227	74.925	35,67
UNITED KINGDOM	2.000	3.100	55,00	13.459	10.465	-22,25
NETHERLANDS	247.692	0	-100,00	137.686	0	-100,00
FRANCE	20.999	59.000	180,97	10.765	64.072	495,19
GERMANY, FED. REP. OF	48.999	20.000	-59,18	28.290	10.000	-64,65
BELGIUM	26.998	20.000	-25,92	20.980	10.305	-50,88
DENMARK	0	9.000	-	0	4.905	-
SWEDEN	20.000	0	-100,00	9.000	0	-100,00
ITALY	3.474	0	-100,00	4.780	0	-100,00
SPAIN	22.000	0	-100,00	9.895	0	-100,00
PORTUGAL	0	26.600	-	0	14.350	-
GREECE	17.997	51.999	188,93	11.363	39.023	243,42
POLAND	12.000	0	-100,00	5.520	0	-100,00
BULGARIA	2.294	0	-100,00	1.950	0	-100,00
RUSSIA FEDERATION	22.000	0	-100,00	10.255	0	-100,00
-BIJI PALA & BUNGANYA DAN KAPUL	1.024.189	1.686.681	64,68	2.984.712	4.112.375	37,78
JAPAN	57.968	58.467	0,86	417.804	431.095	3,18
HONG KONG	823	9.280	1.027,58	1.700	5.547	226,29
KOREA, REPUBLIC OF	0	23.436	-	0	16.869	-
THAILAND	0	7.347	-	0	22.150	-
SINGAPORE	41.112	49.969	21,54	108.468	234.439	116,14
PHILIPPINES	14	10.829	77.250,00	66	28.088	42.457,58
MALAYSIA	46.811	125.534	168,17	13.211	274.093	1.974,73
VIET NAM	375.264	674.858	79,84	691.927	581.137	-16,01
INDIA	54.908	160.853	192,95	191.371	278.631	45,60
PAKISTAN	25.925	7.600	-70,68	86.572	36.480	-57,86
BANGLADESH	7.980	0	-100,00	47.880	0	-100,00
SAUDI ARABIA	7.342	4.228	-42,41	2.962	1.672	-43,55
YEMEN	5.815	0	-100,00	5.250	0	-100,00
UNITED ARAB EMIRATES	0	12.394	-	0	5.695	-
QATAR	0	193	-	0	262	-
MOROCCO	0	29.393	-	0	90.501	-
AUSTRALIA	0	12.719	-	0	38.181	-
NEW ZEALAND	134	0	-100,00	144	0	-100,00
UNITED STATES	81.082	68.889	-15,04	331.466	261.547	-21,09
CANADA	111	0	-100,00	343	0	-100,00
BRAZIL	26.300	0	-100,00	69.840	0	-100,00
NETHERLANDS	152.073	168.999	11,13	570.289	858.584	50,55
FRANCE	27.500	10.500	-61,82	89.150	61.425	-31,10
GERMANY, FED. REP. OF	31.760	76.499	140,87	123.341	293.631	138,06
BELGIUM	24.661	48.000	94,64	130.228	144.950	11,30
ITALY	15.344	73.194	377,02	33.870	324.324	857,56
SPAIN	14.000	14.000	0,00	13.500	24.000	77,78
PORTUGAL	15.000	0	-100,00	40.449	0	-100,00
BULGARIA	12.262	0	-100,00	14.881	0	-100,00
UKRAINE	0	13.500	-	0	40.712	-
RUSSIA FEDERATION	0	26.000	-	0	58.362	-
-PANILI	13.881	2.312	-83,34	185.250	38.024	-79,47
JAPAN	0	50	-	0	1.500	-
MALAYSIA	6.000	480	-92,00	12.840	3.850	-70,02
UNITED STATES	6.644	1.578	-76,25	107.716	23.982	-77,74
DOMINICA	100	100	0,00	3.685	3.692	0,19
UNITED KINGDOM	479	104	-78,29	23.709	5.000	-78,91
GERMANY, FED. REP. OF	658	0	-100,00	37.300	0	-100,00
-LAINNYA	1.111.003	984.409	-11,39	2.076.723	1.743.336	-16,05
JAPAN	31.842	25.000	-21,49	168.246	16.250	-90,34
HONG KONG	30.763	141	-99,54	79.889	638	-99,20
KOREA, REPUBLIC OF	27.110	13.023	-51,96	37.992	13.348	-64,87
TAIWAN	161	3.041	1.788,82	172	41.007	23.741,28
CHINA	15.000	34.800	132,00	1.500	73.888	4.825,87
THAILAND	0	3.051	-	0	9.200	-
SINGAPORE	145.434	125.015	-14,04	339.365	26.963	-92,05
PHILIPPINES	34	0	-100,00	164	0	-100,00
MALAYSIA	64.196	83.266	29,71	15.930	105.637	563,13
NEPAL	54.000	0	-100,00	63.490	0	-100,00
VIET NAM	22.133	143.189	546,95	21.846	156.093	614,52
INDIA	348.787	170.526	-51,11	825.497	330.962	-59,91
PAKISTAN	37.680	0	-100,00	11.868	0	-100,00
BANGLADESH	49.000	0	-100,00	70.000	0	-100,00
SAUDI ARABIA	76.368	163.857	114,56	197.030	434.352	120,45
YEMEN	30.631	0	-100,00	48.039	0	-100,00

TABEL 5. PERKEMBANGAN EKSPOR INDONESIA MENURUT KOMODITI DAN NEGARA TUJUAN

JENIS BARANG	BERAT BERSIH (KG)		PERUB	NILAI FOB (US \$)		PERUB
	JAN-JAN 2006	JAN-JAN 2007	%	JAN-JAN 2006	JAN-JAN 2007	%
(1)	(2)	(3)	(4)	(5)	(6)	(7)
UNITED ARAB EMIRATES	36.055	27.160	-24,67	17.631	19.806	12,34
EGYPT	0	41.369	-	0	17.454	-
NIGERIA	0	13.950	-	0	21.330	-
BENIN	12.000	0	-100,00	12	0	-100,00
SOUTH AFRICA	18.025	0	-100,00	4.760	0	-100,00
AUSTRALIA	21.934	7.235	-67,01	42.942	20.569	-52,10
NEW ZEALAND	380	2.010	428,95	1.968	11.723	495,68
UNITED STATES	8.177	55.073	573,51	44.605	269.115	503,33
CANADA	50	0	-100,00	154	0	-100,00
BRAZIL	0	2.322	-	0	12.318	-
NETHERLANDS	28.533	62.268	118,23	43.317	161.686	273,26
FRANCE	7.800	0	-100,00	9.215	0	-100,00
GERMANY, FED. REP. OF	0	8.050	-	0	814	-
BELGIUM	40.600	0	-100,00	25.376	0	-100,00
ITALY	1.930	63	-96,74	2.825	183	-93,52
BULGARIA	2.380	0	-100,00	2.890	0	-100,00
TEBAKAU	1.898.936	918.659	-51,62	2.910.670	2.639.682	-9,31
JAPAN	0	1.307	-	0	5.748	-
CHINA	0	11.880	-	0	14.256	-
SINGAPORE	60	19.800	32.900,00	30	12.870	42.800,00
PHILIPPINES	0	17.820	-	0	43.837	-
MALAYSIA	16.220	1	-99,99	2.433	1	-99,99
VIET NAM	20.000	0	-100,00	14.000	0	-100,00
SRI LANKA	4.819	5.333	10,67	31.324	65.459	108,97
EGYPT	154.000	0	-100,00	123.200	0	-100,00
UNITED STATES	703.817	256.524	-63,55	588.544	235.890	-59,92
NICARAGUA	18.030	0	-100,00	36.614	0	-100,00
PARAGUAY	0	40.000	-	0	32.000	-
PUERTO RICO	180.000	144.000	-20,00	108.000	342.859	217,46
DOMINICAN REPUBLIC	18.000	0	-100,00	427.253	0	-100,00
NETHERLANDS	18.000	82.007	355,59	26.110	137.420	426,31
FRANCE	87.428	15.840	-81,88	67.994	15.840	-76,70
GERMANY, FED. REP. OF	43.820	130.807	198,51	94.060	282.590	200,44
BELGIUM	231.476	129.034	-44,26	508.153	1.215.879	139,27
DENMARK	0	4.906	-	0	211.273	-
SPAIN	39.352	0	-100,00	719.585	0	-100,00
UKRAINE	37.290	19.800	-46,90	14.273	15.840	10,98
RUSSIA FEDERATION	326.624	39.600	-87,88	149.097	7.920	-94,69
BIJI COKLAT	36.138.636	23.896.998	-33,87	42.522.409	30.947.250	-27,22
JAPAN	34.000	0	-100,00	62.675	0	-100,00
CHINA	1.150.000	579.000	-49,65	1.495.425	795.270	-46,82
THAILAND	874.992	391.000	-55,31	1.185.854	222.468	-81,24
SINGAPORE	2.071.000	2.573.000	24,24	2.817.180	3.669.352	30,25
MALAYSIA	19.119.003	13.130.311	-31,32	21.965.889	16.681.258	-24,06
SRI LANKA	15.000	0	-100,00	22.850	0	-100,00
UNITED STATES	8.263.398	4.008.681	-51,49	9.283.463	5.375.113	-42,10
BRAZIL	4.473.743	0	-100,00	5.427.252	0	-100,00
COLOMBIA	0	2.850.000	-	0	3.616.500	-
NETHERLANDS	50.000	25.000	-50,00	90.000	58.125	-35,42
FRANCE	0	6	-	0	5	-
GERMANY, FED. REP. OF	37.500	25.000	-33,33	94.321	61.563	-34,73
BELGIUM	50.000	270.000	440,00	77.500	412.062	431,69
SPAIN	0	45.000	-	0	55.534	-
-IKAN TONGKOL/TUNA	4.112.502	4.160.655	1,17	12.399.357	10.144.985	-18,18
JAPAN	2.390.408	1.176.704	-50,77	9.236.535	4.720.720	-48,89
HONG KONG	12.204	129.834	963,86	23.535	184.118	682,32
KOREA, DEMOCRATIC PEOPLE'S REPL	1.067	0	-100,00	5.335	0	-100,00
KOREA, REPUBLIC OF	1.068	64.770	5.964,61	6.330	259.999	4.007,41
TAIWAN	625	320.733	51.217,28	381	289.247	75.817,85
CHINA	27.135	262.183	866,22	22.315	136.064	509,74
THAILAND	747.049	629.138	-15,78	560.240	633.890	13,15
SINGAPORE	338.379	357.760	5,73	1.011.211	1.444.292	42,83
PHILIPPINES	0	198.700	-	0	63.512	-
MALAYSIA	12.192	0	-100,00	8.534	0	-100,00
VIET NAM	9.574	323.990	3.284,06	12.600	456.898	3.526,17
SAUDI ARABIA	0	500	-	0	6.475	-
LEBANON	902	0	-100,00	3.608	0	-100,00
UNITED ARAB EMIRATES	0	862	-	0	4.762	-
MAURITIUS	10.761	0	-100,00	19.691	0	-100,00
AUSTRALIA	31.738	8.373	-73,62	140.604	43.900	-68,78
UNITED STATES	274.990	386.961	40,72	623.663	1.154.453	85,11
MEXICO	20.726	22.046	6,37	41.042	175.515	327,65
PANAMA	0	108.000	-	0	97.400	-
TRINIDAD AND TOBAGO	0	131.000	-	0	135.850	-
PUERTO RICO	129	0	-100,00	629	0	-100,00

TABEL 5. PERKEMBANGAN EKSPOR INDONESIA MENURUT KOMODITI DAN NEGARA TUJUAN

JENIS BARANG	BERAT BERSIH (KG)		PERUB	NILAI FOB (US \$)		PERUB
	JAN-JAN 2006	JAN-JAN 2007	%	JAN-JAN 2006	JAN-JAN 2007	%
(1)	(2)	(3)	(4)	(5)	(6)	(7)
UNITED KINGDOM	32.313	4.978	-84,59	32.313	55.277	71,07
NETHERLANDS	133.439	51	-99,96	381.318	51	-99,99
FRANCE	15.885	0	-100,00	77.166	0	-100,00
GERMANY, FED. REP. OF	20.838	0	-100,00	48.981	0	-100,00
BELGIUM	28.756	10.059	-65,02	136.352	112.574	-17,44
DENMARK	0	13	-	0	13	-
POLAND	0	24.000	-	0	169.975	-
RUSSIA FEDERATION	2.324	0	-100,00	6.974	0	-100,00
-UBUR-UBUR	148.485	437.695	194,77	314.582	788.488	150,65
JAPAN	53.678	97.014	80,73	172.861	245.186	41,84
HONG KONG	300	28.637	9.445,67	1.500	80.187	5.245,80
KOREA, REPUBLIC OF	44.000	57.565	30,83	70.348	97.462	38,54
TAIWAN	30.000	16.183	-46,06	39.240	26.424	-32,66
CHINA	0	88.548	-	0	77.300	-
MACAU	0	35	-	0	771	-
THAILAND	0	969	-	0	2.717	-
SINGAPORE	20.110	2.290	-88,61	30.000	6.331	-78,90
PHILIPPINES	0	165	-	0	835	-
MALAYSIA	0	1.911	-	0	4.567	-
KUWAIT	0	400	-	0	765	-
JORDAN	0	110	-	0	158	-
TURKEY	0	595	-	0	3.341	-
SOUTH AFRICA	0	71	-	0	400	-
NEW ZEALAND	0	361	-	0	970	-
EAST TIMOR	0	1.170	-	0	3.220	-
UNITED STATES	206	59.369	28.719,90	353	105.171	29.693,48
CANADA	0	17.934	-	0	33.418	-
UNITED KINGDOM	0	8.228	-	0	12.616	-
NETHERLANDS	0	8.999	-	0	30.001	-
FRANCE	191	10.192	5.236,13	280	10.600	3.685,71
GERMANY, FED. REP. OF	0	18.205	-	0	23.365	-
AUSTRIA	0	1.040	-	0	3.309	-
SWITZERLAND	0	1.725	-	0	2.828	-
NORWAY	0	30	-	0	238	-
SWEDEN	0	239	-	0	597	-
FINLAND	0	275	-	0	379	-
ITALY	0	12.054	-	0	10.354	-
SPAIN	0	280	-	0	245	-
GREECE	0	283	-	0	830	-
HUNGARY	0	821	-	0	1.125	-
POLAND	0	472	-	0	822	-
ESTONIA	0	285	-	0	563	-
CZECH REPUBLIC	0	142	-	0	201	-
RUSSIA FEDERATION	0	1.098	-	0	1.192	-
-KEPITING, KERANG-KERANGAN	3.162.210	5.186.263	64,01	12.175.832	12.586.723	3,37
JAPAN	147.948	73.797	-50,12	758.051	271.048	-64,24
HONG KONG	127.884	489.215	282,55	337.348	1.054.052	212,45
KOREA, REPUBLIC OF	96.503	170.491	76,67	208.177	230.106	10,53
TAIWAN	122.768	107.181	-12,70	151.527	120.607	-20,41
CHINA	685.143	1.078.965	57,48	369.059	526.141	42,56
THAILAND	160.429	1.093.483	581,60	36.864	1.159.963	3.046,60
SINGAPORE	228.581	349.718	53,00	610.286	805.157	31,93
PHILIPPINES	0	540	-	0	2.896	-
MALAYSIA	240.048	249.058	3,75	325.505	296.972	-8,77
BRUNEI DARUSSALAM	3	0	-100,00	11	0	-100,00
VIET NAM	85.643	113.788	32,86	128.933	112.121	-13,04
INDIA	100	0	-100,00	1.040	0	-100,00
CYPRUS	10.366	16.035	54,69	19.675	45.761	132,58
AUSTRALIA	14.740	55.935	279,48	91.009	76.204	-16,27
NEW ZEALAND	36	0	-100,00	100	0	-100,00
UNITED STATES	828.724	764.432	-7,76	8.138.265	6.132.842	-24,64
CANADA	8.683	60.511	596,89	44.262	162.438	266,99
VENEZUELA	0	196	-	0	72	-
PUERTO RICO	13.414	66.149	393,13	42.510	245.416	477,31
MARTINIQUE	0	4.016	-	0	19.095	-
UNITED KINGDOM	25.392	2.582	-89,83	103.533	1.552	-98,50
NETHERLANDS	284	26.892	9.369,01	387	188.658	48.648,84
FRANCE	339	11.100	3.174,34	818	28.909	3.434,11
GERMANY, FED. REP. OF	2.304	0	-100,00	2.700	0	-100,00
BELGIUM	1.163	41.435	3.462,77	4.878	116.874	2.295,94
SWITZERLAND	67	0	-100,00	175	0	-100,00
DENMARK	21	1.066	4.976,19	100	327	227,00
NORWAY	90	362	302,22	225	242	7,56
SWEDEN	122	0	-100,00	475	0	-100,00
ITALY	228.468	307.056	34,40	497.805	685.394	37,68
SPAIN	92.308	37.675	-59,19	205.640	103.325	-49,75

TABEL 5. PERKEMBANGAN EKSPOR INDONESIA MENURUT KOMODITI DAN NEGARA TUJUAN

JENIS BARANG	BERAT BERSIH (KG)		PERUB	NILAI FOB (US \$)		PERUB
	JAN-JAN 2006	JAN-JAN 2007	%	JAN-JAN 2006	JAN-JAN 2007	%
(1)	(2)	(3)	(4)	(5)	(6)	(7)
PORTUGAL	40.502	44.579	10,07	96.164	139.883	45,46
CROATIA	0	20.006	-	0	60.668	-
CZECH REPUBLIC	137	0	-100,00	310	0	-100,00
-BEKICOT	250.173	152.908	-38,88	440.730	289.061	-34,41
JAPAN	0	500	-	0	1.500	-
HONG KONG	19.868	324	-98,37	45.052	648	-98,56
KOREA, REPUBLIC OF	0	9.148	-	0	25.051	-
TAIWAN	139.508	99.325	-28,80	163.278	115.876	-29,03
THAILAND	162	0	-100,00	324	0	-100,00
SINGAPORE	13.110	30.622	133,58	35.974	138.824	285,90
MALAYSIA	1.934	12.989	571,61	245	7.162	2.823,27
SOUTH AFRICA	15.840	0	-100,00	39.600	0	-100,00
CANADA	15.360	0	-100,00	38.960	0	-100,00
UNITED KINGDOM	297	0	-100,00	577	0	-100,00
FRANCE	24.026	0	-100,00	74.673	0	-100,00
BELGIUM	19.998	0	-100,00	41.900	0	-100,00
HUNGARY	19	0	-100,00	38	0	-100,00
POLAND	51	0	-100,00	109	0	-100,00
-IKAN LAINNYA	40.556.866	21.471.002	-47,06	16.395.829	22.197.791	35,39
JAPAN	514.653	732.326	42,30	866.792	3.406.591	293,01
HONG KONG	634.250	1.411.812	122,60	2.106.981	3.280.057	55,68
KOREA, REPUBLIC OF	1.414.075	572.452	-59,52	874.836	864.809	-1,15
TAIWAN	3.465.686	461.784	-86,68	2.465.534	755.047	-69,38
CHINA	1.211.122	1.758.909	45,23	770.201	1.028.006	33,47
MACAU	60	0	-100,00	1.500	0	-100,00
THAILAND	27.190.323	9.773.829	-64,05	2.457.459	3.573.984	45,43
SINGAPORE	2.309.308	2.656.213	15,02	2.391.771	3.947.375	65,04
PHILIPPINES	525.141	31.908	-93,92	147.425	119.665	-18,83
MALAYSIA	1.783.936	2.469.092	38,41	1.248.467	1.758.909	40,89
VIET NAM	264.966	409.868	54,69	378.402	611.821	61,69
SRI LANKA	25	0	-100,00	1.600	0	-100,00
IRAN (ISLAMIC REPUBLIC OF)	224	0	-100,00	213	0	-100,00
SAUDI ARABIA	105	170	61,90	2.050	2.087	1,80
KUWAIT	0	1.331	-	0	2.655	-
JORDAN	200	10.203	5.001,50	559	12.210	2.084,26
LEBANON	43.595	0	-100,00	30.486	0	-100,00
SYRIA ARAB REPUBLIC	314	1.669	431,53	2.976	4.552	52,96
UNITED ARAB EMIRATES	25.437	24.610	-3,25	15.586	30.727	97,14
CYPRUS	463	250	-46,00	606	1.073	77,06
KENYA	26.500	0	-100,00	7.950	0	-100,00
REUNION	0	24.000	-	0	120.000	-
MOZAMBIQUE	0	29.016	-	0	36.660	-
GHANA	31.000	63.000	103,23	30.000	50.700	69,00
SEYCHELLES	12.506	0	-100,00	7.086	0	-100,00
SAINT HELENA	2.000	0	-100,00	920	0	-100,00
SOUTH AFRICA	129	56	-56,59	1.000	280	-72,00
MAURITIUS	0	34.248	-	0	45.536	-
AUSTRALIA	69.266	385.368	456,36	211.786	286.301	35,18
NEW ZEALAND	481	454	-5,61	1.815	1.975	8,82
SAMOA	0	17.340	-	0	18.020	-
UNITED STATES	394.503	290.639	-26,33	1.243.946	1.122.895	-9,73
CANADA	5.058	5.397	6,70	16.387	15.452	-5,71
PANAMA	297.000	31.680	-89,33	241.600	54.900	-77,28
VENEZUELA	0	35	-	0	13	-
ARGENTINA	0	19.124	-	0	101.447	-
PERU	0	523	-	0	2.792	-
PUERTO RICO	11.317	71.995	536,17	38.012	340.755	796,44
DOMINICAN REPUBLIC	0	39.920	-	0	161.632	-
UNITED KINGDOM	115.715	45.430	-60,74	212.160	94.277	-55,56
NETHERLANDS	55.246	6.068	-89,02	132.207	22.737	-82,80
FRANCE	12.681	10.309	-18,71	55.296	33.985	-38,54
GERMANY, FED. REP. OF	25.347	8.848	-65,09	87.560	41.087	-53,08
AUSTRIA	1.394	1.234	-11,48	10.833	8.167	-24,61
BELGIUM	23.170	11.450	-50,58	62.599	55.611	-11,16
SWITZERLAND	799	1.007	26,03	2.321	2.430	4,70
DENMARK	2.315	801	-65,40	12.854	2.765	-78,49
NORWAY	521	321	-38,39	4.138	2.312	-44,13
SWEDEN	634	1.523	140,22	6.455	10.554	63,50
FINLAND	0	127	-	0	176	-
ITALY	53.841	25.311	-52,99	134.046	99.106	-26,07
SPAIN	2.750	2.912	5,89	9.884	9.277	-6,14
PORTUGAL	889	1.369	53,99	2.036	2.875	41,21
GREECE	700	654	-6,57	3.465	1.923	-44,50
HUNGARY	1.583	1.652	4,36	2.503	4.839	93,33
POLAND	23.961	2.220	-90,73	82.143	7.666	-90,67
BULGARIA	160	0	-100,00	1.000	0	-100,00

TABEL 5. PERKEMBANGAN EKSPOR INDONESIA MENURUT KOMODITI DAN NEGARA TUJUAN

JENIS BARANG	BERAT BERSIH (KG)		PERUB	NILAI FOB (US \$)		PERUB
	JAN-JAN 2006	JAN-JAN 2007	%	JAN-JAN 2006	JAN-JAN 2007	%
(1)	(2)	(3)	(4)	(5)	(6)	(7)
LITHUANIA	35	74	111,43	237	43	-81,86
ESTONIA	0	17.999	-	0	21.117	-
MALTA	185	100	-45,95	686	972	41,69
CZECH REPUBLIC	607	1.150	89,46	4.981	11.484	130,56
RUSSIA FEDERATION	690	1.222	77,10	4.479	5.462	21,95
-BIJI BUNGA	185	115	-37,84	358.129	279.175	-22,05
SINGAPORE	80	45	-43,75	103.444	104.706	1,22
UNITED KINGDOM	0	4	-	0	8.837	-
NETHERLANDS	104	60	-42,31	251.117	150.574	-40,04
DENMARK	1	6	500,00	3.568	15.058	322,03
-BIJI KAPAS	0	1.674.986	-	0	419.996	-
JAPAN	0	225.000	-	0	40.125	-
MALAYSIA	0	1.449.986	-	0	379.871	-
-BIJI LAINNYA	12.652.789	2.564.016	-79,74	2.247.039	1.714.688	-23,69
JAPAN	33.477	169.500	406,32	33.178	209.760	532,23
HONG KONG	290	1.097	278,28	824	1.906	131,31
KOREA, REPUBLIC OF	695	2.066	197,27	4.001	6.885	72,08
TAIWAN	113.220	0	-100,00	31.377	0	-100,00
THAILAND	5.353.795	2.748	-99,95	172.982	89.479	-48,27
SINGAPORE	42.286	81.099	91,79	94.532	56.747	-39,97
PHILIPPINES	0	38.387	-	0	16.842	-
MALAYSIA	6.608.767	149.238	-97,74	1.531.079	165.160	-89,21
BRUNEI DARUSSALAM	21.554	0	-100,00	23.668	0	-100,00
VIET NAM	353.684	233.999	-33,84	236.077	172.890	-26,77
MALDIVES	43	0	-100,00	240	0	-100,00
INDIA	88.699	390.483	340,23	55.915	288.618	416,17
JORDAN	19.800	0	-100,00	36.300	0	-100,00
UNITED ARAB EMIRATES	10.597	150	-98,58	9.500	1.300	-86,32
MAURITIUS	522	0	-100,00	6.500	0	-100,00
AUSTRALIA	333	0	-100,00	136	0	-100,00
EAST TIMOR	160	0	-100,00	1.500	0	-100,00
UNITED STATES	4.617	0	-100,00	8.183	0	-100,00
NETHERLANDS	250	1.495.249	597.999,60	1.047	705.101	67.244,89
BULU BEBEK	29.331	22.000	-24,99	34.891	13.200	-62,17
TAIWAN	29.154	22.000	-24,54	33.935	13.200	-61,10
GUAM	28	0	-100,00	85	0	-100,00
SPAIN	149	0	-100,00	871	0	-100,00
DAMAR DAN GETAH DAMAR	1.703.919	2.184.810	28,22	937.884	1.715.552	82,92
JAPAN	56.400	37.200	-34,04	30.456	29.016	-4,73
KOREA, REPUBLIC OF	76.800	169.200	120,31	41.472	131.976	218,23
TAIWAN	134.121	57.600	-57,05	73.156	44.928	-38,59
THAILAND	58.400	20.010	-65,74	36.146	22.400	-38,03
MALAYSIA	15.000	0	-100,00	12.750	0	-100,00
INDIA	345.600	422.400	22,22	191.808	329.472	71,77
PAKISTAN	211.200	0	-100,00	114.336	0	-100,00
BANGLADESH	38.400	57.600	50,00	20.736	44.928	116,67
TURKEY	19.200	0	-100,00	10.656	0	-100,00
COLOMBIA	0	57.600	-	0	44.928	-
ECUADOR	19.200	0	-100,00	10.656	0	-100,00
NETHERLANDS	499.198	230.400	-53,85	271.296	179.712	-33,76
GERMANY, FED. REP. OF	115.200	326.400	183,33	62.208	254.592	309,26
BELGIUM	0	192.000	-	0	150.720	-
ITALY	57.600	595.200	933,33	31.104	464.256	1.392,59
POLAND	57.600	0	-100,00	31.104	0	-100,00
UKRAINE	0	19.200	-	0	18.624	-
KOPAL DAN LAIN-LAIN	1.549.538	2.333.962	50,62	1.222.207	1.725.504	41,18
JAPAN	132.778	15.000	-88,70	181.187	16.515	-90,89
HONG KONG	22.086	0	-100,00	29.132	0	-100,00
KOREA, REPUBLIC OF	11.000	10.000	-9,09	12.660	11.880	-6,16
TAIWAN	51.098	15.000	-70,64	24.180	17.195	-28,89
CHINA	46.149	31.500	-31,74	33.885	29.895	-11,78
THAILAND	4.047	19.200	374,43	4.250	14.976	252,38
SINGAPORE	93.768	207.306	121,08	60.499	210.509	247,95
PHILIPPINES	19.200	15.000	-21,88	21.430	8.560	-60,06
MALAYSIA	32.498	18.898	-41,85	31.629	21.866	-30,87
VIET NAM	15.000	0	-100,00	5.100	0	-100,00
INDIA	610.330	1.296.258	112,39	477.990	873.485	82,74
PAKISTAN	66.390	32.000	-51,80	32.447	15.976	-50,76
BANGLADESH	142.980	266.600	86,46	30.977	55.250	78,36
SRI LANKA	18.050	0	-100,00	5.415	0	-100,00
SAUDI ARABIA	19.000	0	-100,00	10.000	0	-100,00
UNITED ARAB EMIRATES	20.790	54.200	160,70	8.375	26.587	217,46

TABEL 5. PERKEMBANGAN EKSPOR INDONESIA MENURUT KOMODITI DAN NEGARA TUJUAN

JENIS BARANG	BERAT BERSIH (KG)		PERUB	NILAI FOB (US \$)		PERUB
	JAN-JAN 2006	JAN-JAN 2007	%	JAN-JAN 2006	JAN-JAN 2007	%
(1)	(2)	(3)	(4)	(5)	(6)	(7)
TUNISIA	0	40.500	-	0	16.638	-
ALGERIA	20.800	0	-100,00	8.980	0	-100,00
NIGERIA	18.000	0	-100,00	15.300	0	-100,00
BENIN	20.800	0	-100,00	8.980	0	-100,00
UNITED STATES	17.500	34.825	99,00	24.535	33.734	37,49
COLOMBIA	0	38.400	-	0	29.952	-
UNITED KINGDOM	13.724	14.000	2,01	13.737	96.656	603,62
FRANCE	16.875	16.875	0,00	14.081	19.828	40,81
GERMANY, FED. REP. OF	110.675	150.000	35,53	77.038	103.050	33,77
ITALY	20.000	20.000	0,00	82.000	93.000	13,41
SPAIN	6.000	0	-100,00	8.400	0	-100,00
POLAND	0	38.400	-	0	29.952	-
SAYUR-SAYURAN	6.730.112	5.796.462	-13,87	2.379.778	2.397.050	0,73
JAPAN	340.284	381.094	11,99	359.275	328.430	-8,59
HONG KONG	1.673	13.380	699,76	5.135	26.805	422,01
KOREA, REPUBLIC OF	186	5.408	2.807,53	9.014	16.194	79,65
TAIWAN	106.232	738.800	595,46	26.481	268.520	914,01
THAILAND	25.194	30.124	19,57	5.039	10.854	115,40
SINGAPORE	2.258.232	1.457.652	-35,45	655.446	476.266	-27,34
PHILIPPINES	784.100	1.017.682	29,79	268.433	432.173	61,00
MALAYSIA	2.601.686	1.921.225	-26,15	715.658	588.956	-17,70
BRUNEI DARUSSALAM	3.056	5.063	65,67	9.948	10.144	1,97
INDIA	216.741	181.953	-16,05	101.502	125.339	23,48
PAKISTAN	213.062	0	-100,00	92.523	0	-100,00
SRI LANKA	0	218	-	0	1.089	-
SAUDI ARABIA	12.592	25.757	104,55	11.381	30.085	164,34
KUWAIT	196	0	-100,00	447	0	-100,00
UNITED ARAB EMIRATES	23.000	0	-100,00	1.025	0	-100,00
QATAR	0	232	-	0	477	-
AUSTRALIA	984	0	-100,00	1.554	0	-100,00
CHRISTMAS ISLANDS	1.180	0	-100,00	2.330	0	-100,00
UNITED STATES	49.356	3.610	-92,69	47.620	10.520	-77,91
NETHERLANDS	92.208	1.209	-98,69	66.062	1.209	-98,17
GERMANY, FED. REP. OF	150	0	-100,00	905	0	-100,00
BELGIUM	0	13.055	-	0	69.989	-
BUAH-BUAHAN	13.921.772	18.399.663	32,16	7.236.393	10.740.325	48,42
JAPAN	2.891	16.946	486,16	1.557	17.532	1.026,01
HONG KONG	459.315	574.211	25,01	334.334	271.146	-18,90
KOREA, REPUBLIC OF	475	30.000	6.215,79	1.233	24.475	1.885,00
CHINA	742.130	1.238.557	66,89	433.210	621.386	43,44
THAILAND	38.984	0	-100,00	27.429	0	-100,00
SINGAPORE	187.443	224.065	19,54	132.028	170.498	29,14
PHILIPPINES	46.148	0	-100,00	3.132	0	-100,00
MALAYSIA	199.983	522.844	161,44	81.599	211.234	158,87
BRUNEI DARUSSALAM	482	1.873	288,59	1.577	4.046	156,56
NEPAL	746.956	193.640	-74,08	326.792	52.760	-83,86
VIET NAM	0	244.622	-	0	156.347	-
INDIA	8.239.986	10.814.699	31,25	4.248.677	6.006.134	41,36
PAKISTAN	2.217.965	4.192.960	89,05	1.056.162	2.927.756	177,21
BANGLADESH	746.827	168.250	-77,47	343.742	141.325	-58,89
SRI LANKA	18.005	0	-100,00	6.383	0	-100,00
SAUDI ARABIA	51.667	58.155	12,56	41.955	35.586	-15,18
KUWAIT	5.602	3.370	-39,84	7.885	4.238	-46,25
UNITED ARAB EMIRATES	168.420	103.424	-38,59	133.833	83.063	-37,94
QATAR	5.350	1.980	-62,99	4.072	2.157	-47,03
BAHRAIN	0	1.369	-	0	1.028	-
COOK ISLANDS	179	0	-100,00	353	0	-100,00
UNITED STATES	24.018	192	-99,20	18.150	617	-96,60
SURINAME	0	65	-	0	591	-
NETHERLANDS	12.134	1.710	-85,91	21.518	1.710	-92,05
FRANCE	6.240	4.371	-29,95	9.116	5.516	-39,49
GERMANY, FED. REP. OF	0	2.360	-	0	1.180	-
SPAIN	572	0	-100,00	1.656	0	-100,00
KULIT KERANG DAN LAIN-LAIN	350.933	741.741	111,36	214.819	338.787	57,71
JAPAN	67.560	37.115	-45,06	55.004	9.280	-83,13
HONG KONG	0	12.996	-	0	3.426	-
KOREA, REPUBLIC OF	4.490	33.285	641,31	34.095	50.207	47,26
TAIWAN	99	0	-100,00	515	0	-100,00
CHINA	232.974	547.026	134,80	92.026	135.828	47,60
THAILAND	1.895	0	-100,00	3.939	0	-100,00
SINGAPORE	0	8.905	-	0	78.523	-
MALAYSIA	46	0	-100,00	646	0	-100,00
VIET NAM	41.670	83.050	99,30	20.835	47.500	127,98
TURKEY	1.335	0	-100,00	4.245	0	-100,00
CONGO	1	0	-100,00	39	0	-100,00

TABEL 5. PERKEMBANGAN EKSPOR INDONESIA MENURUT KOMODITI DAN NEGARA TUJUAN

JENIS BARANG	BERAT BERSIH (KG)		PERUB	NILAI FOB (US \$)		PERUB
	JAN-JAN 2006	JAN-JAN 2007	%	JAN-JAN 2006	JAN-JAN 2007	%
	(1)	(2)	(3)	(4)	(5)	(6)
SOUTH AFRICA	297	0	-100,00	594	0	-100,00
AUSTRALIA	11	0	-100,00	111	0	-100,00
UNITED STATES	0	3.253	-	0	3.438	-
CANADA	361	0	-100,00	1.290	0	-100,00
UNITED KINGDOM	0	1.161	-	0	2.401	-
NETHERLANDS	0	311	-	0	132	-
IRELAND	8	0	-100,00	51	0	-100,00
ITALY	0	14.426	-	0	7.868	-
SPAIN	186	213	14,52	1.429	184	-87,12
TANAMAN OBAT	191.736	788.134	311,05	399.703	695.631	74,04
JAPAN	9.102	18.226	100,24	48.682	84.530	73,64
HONG KONG	5.390	68.485	1.170,59	14.382	11.961	-16,83
KOREA, REPUBLIC OF	700	9.990	1.327,14	2.300	4.995	117,17
TAIWAN	40.780	111.053	172,32	20.656	75.055	263,36
CHINA	0	96	-	0	51	-
SINGAPORE	73.277	272.574	271,98	173.684	191.783	10,42
MALAYSIA	2.906	8.241	183,59	1.966	4.902	149,34
INDIA	1.515	29.499	1.847,13	21.658	80.980	273,90
SAUDI ARABIA	10.411	18.202	74,83	65.418	120.546	84,27
UNITED ARAB EMIRATES	436	154.860	35.418,35	2.180	36.576	1.577,80
EGYPT	0	19.000	-	0	9.600	-
MOROCCO	0	2.176	-	0	5.550	-
GHANA	0	16.240	-	0	16.240	-
BENIN	0	34.000	-	0	6.800	-
UNITED STATES	120	0	-100,00	960	0	-100,00
FRANCE	100	27	-73,00	253	83	-67,19
GERMANY, FED. REP. OF	27.999	18.433	-34,17	43.764	36.053	-17,62
SWEDEN	19.000	0	-100,00	3.800	0	-100,00
ITALY	0	7.032	-	0	9.926	-
-GANGGANG LAUT	4.906.278	7.803.080	59,04	2.404.472	4.302.981	78,96
JAPAN	36.623	50.279	37,29	231.995	263.628	13,64
HONG KONG	1.152.713	756.857	-34,34	301.493	251.434	-16,60
KOREA, REPUBLIC OF	300.554	406.716	35,32	170.507	253.327	48,57
TAIWAN	200	77.801	38.800,50	1.220	28.101	2.203,36
CHINA	1.321.818	2.806.956	112,36	367.958	1.286.357	249,59
THAILAND	26.000	20.364	-21,68	17.420	8.998	-48,35
SINGAPORE	7.523	14.082	87,19	10.573	181.757	1.619,07
PHILIPPINES	411.872	803.067	94,98	231.664	485.324	109,49
MALAYSIA	16.300	170.182	944,06	24.450	253.227	935,69
VIET NAM	74.400	584.602	685,76	25.368	154.900	510,61
TUNISIA	91.150	149.998	64,56	48.300	56.000	15,94
AUSTRALIA	21.000	41.000	95,24	63.000	83.500	32,54
UNITED STATES	449.210	552.101	22,90	346.940	297.923	-14,13
PANAMA	14.000	0	-100,00	9.100	0	-100,00
CHILE	0	184.000	-	0	71.400	-
ARGENTINA	50.000	21.000	-58,00	17.500	14.280	-18,40
BRAZIL	100.000	200.000	100,00	48.350	100.000	106,83
DOMINICAN REPUBLIC	0	20.000	-	0	10.000	-
UNITED KINGDOM	0	39.500	-	0	77.600	-
FRANCE	36.000	218.000	505,56	23.400	78.000	233,33
GERMANY, FED. REP. OF	62.000	42.000	-32,26	152.700	88.200	-42,24
BELGIUM	20.000	21.000	5,00	30.000	13.650	-54,50
DENMARK	62.600	443.575	608,59	13.070	186.275	1.325,21
SPAIN	652.315	180.000	-72,41	269.464	59.100	-78,07
-JUK DAN SEBANGSANYA	1.646.644	0	-100,00	265.730	0	-100,00
TAIWAN	6.120	0	-100,00	5.470	0	-100,00
CHINA	12.505	0	-100,00	27.963	0	-100,00
SINGAPORE	6.681	0	-100,00	3.407	0	-100,00
MALAYSIA	8.330	0	-100,00	3.423	0	-100,00
INDIA	23.000	0	-100,00	2.690	0	-100,00
PAKISTAN	1.568.183	0	-100,00	188.907	0	-100,00
JORDAN	8.625	0	-100,00	4.140	0	-100,00
UNITED KINGDOM	13.200	0	-100,00	29.730	0	-100,00
-LAINNYA	482.179	268.773	-44,26	206.569	348.063	68,50
KOREA, REPUBLIC OF	1.200	650	-45,83	1.605	825	-48,60
TAIWAN	388.535	142.315	-63,37	150.381	58.026	-61,41
THAILAND	18	0	-100,00	360	0	-100,00
SINGAPORE	10.000	111.863	1.018,63	450	253.549	56.244,22
MALAYSIA	24.674	4.594	-81,38	10.931	2.292	-79,03
OMAN	250	0	-100,00	606	0	-100,00
MAURITIUS	12.058	0	-100,00	1.865	0	-100,00
AUSTRALIA	32.661	0	-100,00	13.824	0	-100,00
NEW ZEALAND	75	0	-100,00	82	0	-100,00
GUAM	46	0	-100,00	140	0	-100,00

TABEL 5. PERKEMBANGAN EKSPOR INDONESIA MENURUT KOMODITI DAN NEGARA TUJUAN

JENIS BARANG	BERAT BERSIH (KG)		PERUB	NILAI FOB (US \$)		PERUB
	JAN-JAN 2006	JAN-JAN 2007	%	JAN-JAN 2006	JAN-JAN 2007	%
(1)	(2)	(3)	(4)	(5)	(6)	(7)
UNITED STATES	138	0	-100,00	412	0	-100,00
COSTA RICA	22	0	-100,00	15	0	-100,00
UNITED KINGDOM	406	0	-100,00	93	0	-100,00
NETHERLANDS	725	4.000	451,72	1.128	4.885	333,07
GERMANY, FED. REP. OF	792	504	-36,36	1.081	2.155	99,35
BELGIUM	45	0	-100,00	74	0	-100,00
DENMARK	858	0	-100,00	450	0	-100,00
FINLAND	300	0	-100,00	168	0	-100,00
ITALY	7.312	1.569	-78,54	12.838	12.751	-0,68
SPAIN	32	2.625	8.103,13	262	12.239	4.571,37
GREECE	1.344	0	-100,00	8.489	0	-100,00
ROMANIA	0	653	-	0	1.341	-
CROATIA	33	0	-100,00	507	0	-100,00
CZECH REPUBLIC	655	0	-100,00	808	0	-100,00
-MUTIARA	95	50	-47,37	575.607	636.468	10,57
JAPAN	48	34	-29,17	550.471	528.814	-3,93
HONG KONG	2	4	100,00	2.789	86.103	2.987,24
CHINA	1	0	-100,00	310	0	-100,00
THAILAND	0	1	-	0	2.332	-
SINGAPORE	44	11	-75,00	22.037	19.219	-12,79
-LAINNYA	14.175.203	18.016.271	27,10	5.160.315	12.255.365	137,49
JAPAN	738.909	663.633	-10,19	643.329	583.278	-9,33
HONG KONG	285.375	449.898	57,65	234.194	300.214	28,19
KOREA, REPUBLIC OF	426.040	279.548	-34,38	116.732	188.723	61,67
TAIWAN	133.354	234.045	75,51	89.294	173.727	94,56
CHINA	59.263	396.406	568,89	43.379	228.655	427,11
THAILAND	55.702	3.362.510	5.936,61	29.682	148.074	398,87
SINGAPORE	624.997	6.960.957	1.013,76	523.203	5.544.367	959,70
PHILIPPINES	771.663	59.500	-92,29	84.882	115.929	36,58
MALAYSIA	10.549.492	1.514.506	-85,64	2.223.166	1.161.348	-47,76
BRUNEI DARUSSALAM	48	0	-100,00	100	0	-100,00
VIET NAM	8.038	329.825	4.003,32	14.050	230.912	1.543,50
MALDIVES	5	0	-100,00	285	0	-100,00
INDIA	17.000	689.458	3.955,64	8.942	1.115.096	12.370,32
PAKISTAN	7.147	1.649.074	22.973,65	6.081	256.023	4.110,21
BANGLADESH	0	36.500	-	0	42.525	-
SRI LANKA	0	207.545	-	0	289.670	-
SAUDI ARABIA	15	0	-100,00	1.478	0	-100,00
KUWAIT	10.963	5.082	-53,64	5.780	3.962	-31,45
TURKEY	0	782	-	0	1.053	-
UNITED ARAB EMIRATES	1.121	277	-75,29	3.191	1.430	-55,19
MOROCCO	7.575	0	-100,00	7.575	0	-100,00
MOZAMBIQUE	0	36.000	-	0	21.240	-
GHANA	0	38.000	-	0	22.040	-
LIBERIA	0	72.000	-	0	42.713	-
NIGERIA	0	3.895	-	0	11.175	-
SENEGAL	0	13	-	0	442	-
SOUTH AFRICA	2.032	132.010	6.396,56	3.405	69.006	1.926,61
AUSTRALIA	15.095	7.769	-48,53	46.000	57.664	25,36
NEW ZEALAND	179	17.136	9.473,18	286	10.985	3.740,91
GUAM	25	0	-100,00	76	0	-100,00
EAST TIMOR	0	1.805	-	0	2.782	-
UNITED STATES	258.529	69.228	-73,22	392.227	171.902	-56,17
CANADA	9.466	5.762	-39,13	53.267	55.031	3,31
SURINAME	0	58	-	0	524	-
ARGENTINA	143	0	-100,00	278	0	-100,00
COLOMBIA	0	2.000	-	0	10.000	-
PERU	0	31	-	0	168	-
DOMINICAN REPUBLIC	4	0	-100,00	24	0	-100,00
UNITED KINGDOM	15.286	3.175	-79,23	25.287	13.616	-46,15
NETHERLANDS	25.959	103.359	298,16	232.454	272.281	17,13
FRANCE	33.959	3.621	-89,34	25.717	2.868	-88,85
GERMANY, FED. REP. OF	28.456	95.160	234,41	36.043	107.229	197,50
AUSTRIA	0	218	-	0	182	-
BELGIUM	0	25	-	0	120	-
SWITZERLAND	318	0	-100,00	687	0	-100,00
DENMARK	39.075	79.176	102,63	181.329	426.777	135,36
NORWAY	486	0	-100,00	3.100	0	-100,00
SWEDEN	1.351	554	-58,99	3.325	734	-77,92
ITALY	13.873	77.107	455,81	66.782	145.815	118,34
SPAIN	5.040	41.496	723,33	5.730	193.317	3.273,77
PORTUGAL	293	594	102,73	258	500	93,80
GREECE	7.626	330	-95,67	3.220	5.189	61,15
HUNGARY	1.174	30	-97,44	1.014	1.073	5,82
POLAND	2.745	176	-93,59	28.196	141	-99,50
LITHUANIA	1.039	292	-71,90	3.215	170	-94,71

TABEL 5. PERKEMBANGAN EKSPOR INDONESIA MENURUT KOMODITI DAN NEGARA TUJUAN

JENIS BARANG	BERAT BERSIH (KG)		PERUB	NILAI FOB (US \$)		PERUB
	JAN-JAN 2006	JAN-JAN 2007	%	JAN-JAN 2006	JAN-JAN 2007	%
(1)	(2)	(3)	(4)	(5)	(6)	(7)
ESTONIA	15.995	384.000	2.300,75	11.084	222.936	1.911,33
MALTA	17	0	-100,00	66	0	-100,00
CZECH REPUBLIC	331	1.081	226,59	1.902	1.460	-23,24
RUSSIA FEDERATION	0	624	-	0	299	-
-KAYU LAPIS	137.072.371	112.385.453	-18,01	90.028.692	107.557.650	19,47
JAPAN	59.783.952	61.249.035	2,45	41.233.174	63.439.546	53,86
HONG KONG	2.261.830	1.726.538	-23,67	1.190.764	1.464.080	22,95
KOREA, REPUBLIC OF	10.250.217	7.746.748	-24,42	6.156.054	5.999.962	-2,54
TAIWAN	6.455.971	3.166.866	-50,95	2.927.607	1.960.286	-33,04
CHINA	6.265.402	4.889.155	-21,97	3.186.007	3.241.634	1,75
THAILAND	104.227	78.395	-24,78	63.950	97.086	51,82
SINGAPORE	1.185.951	362.153	-69,46	713.999	311.657	-56,35
MALAYSIA	110.438	1.243.587	1.026,05	75.570	997.285	1.219,68
INDIA	93.112	0	-100,00	60.311	0	-100,00
IRAN (ISLAMIC REPUBLIC OF)	319.237	0	-100,00	220.865	0	-100,00
SAUDI ARABIA	7.587.060	5.058.075	-33,33	4.948.398	4.075.749	-17,63
KUWAIT	1.006.747	883.710	-12,22	664.146	771.027	16,09
JORDAN	2.693.573	1.104.845	-58,98	1.624.625	909.101	-44,04
YEMEN	1.681.411	0	-100,00	831.820	0	-100,00
SYRIA ARAB REPUBLIC	0	531.659	-	0	368.163	-
UNITED ARAB EMIRATES	1.020.597	7.523.609	637,18	708.940	6.660.980	839,57
QATAR	14.000	149.800	970,00	13.075	146.105	1.017,44
BAHRAIN	0	416.723	-	0	356.062	-
EGYPT	1.090.023	293.014	-73,12	503.023	256.400	-49,03
LIBYAN ARAB JAMAHIRIYA	390.677	0	-100,00	177.222	0	-100,00
ALGERIA	1.759.500	540.000	-69,31	963.315	465.396	-51,69
SOUTH AFRICA	11.068	0	-100,00	6.392	0	-100,00
AUSTRALIA	2.439.459	2.154.845	-11,67	2.064.652	2.644.730	28,10
NEW ZEALAND	0	111.151	-	0	117.623	-
UNITED STATES	20.867.901	5.322.731	-74,49	14.944.486	4.870.904	-67,41
CANADA	738.848	137.621	-81,37	478.612	120.094	-74,91
MEXICO	1.478.681	191.515	-87,05	778.086	181.391	-76,69
JAMAICA	50.744	0	-100,00	34.087	0	-100,00
PUERTO RICO	24.800	0	-100,00	24.800	0	-100,00
UNITED KINGDOM	1.606.876	1.690.999	5,24	973.667	1.665.088	71,01
NETHERLANDS	2.041.805	1.078.443	-47,18	1.581.141	1.367.579	-13,51
FRANCE	173.066	65.260	-62,29	131.717	74.865	-43,16
GERMANY, FED. REP. OF	1.710.890	2.643.233	54,49	1.375.522	2.951.440	114,57
BELGIUM	1.244.361	1.562.074	25,53	969.420	1.485.943	53,28
DENMARK	0	11.145	-	0	17.729	-
NORWAY	150.068	56.890	-62,09	103.917	81.518	-21,55
SWEDEN	0	29.949	-	0	39.969	-
ITALY	447.477	318.067	-28,92	284.430	368.691	29,62
GREECE	0	21.816	-	0	23.199	-
UKRAINE	0	25.802	-	0	26.368	-
LATVIA	12.402	0	-100,00	14.898	0	-100,00
-KAYU GERGAJIAN	29.397.720	35.525.243	20,84	22.141.628	35.174.772	58,86
JAPAN	5.240.971	9.111.133	73,84	5.381.158	10.676.626	98,41
HONG KONG	270.800	98.703	-63,55	70.800	96.293	36,01
KOREA, REPUBLIC OF	3.869.793	3.014.511	-22,10	2.924.400	2.379.739	-18,62
TAIWAN	7.980.311	8.062.528	1,03	3.583.736	4.737.478	32,19
CHINA	2.442.927	3.101.134	26,94	993.990	1.433.516	44,22
THAILAND	13.974	24.476	75,15	17.962	41.912	133,34
SINGAPORE	483.148	454.250	-5,98	401.055	401.791	0,18
MALAYSIA	1.075.710	988.263	-8,13	569.214	719.309	26,37
VIET NAM	117.177	1.243.246	961,00	50.946	538.470	956,94
INDIA	0	4.340	-	0	7.796	-
SAUDI ARABIA	500	0	-100,00	5.000	0	-100,00
KUWAIT	0	205.590	-	0	175.255	-
JORDAN	290.381	0	-100,00	224.930	0	-100,00
UNITED ARAB EMIRATES	0	21.066	-	0	30.555	-
EGYPT	1.068.290	0	-100,00	610.468	0	-100,00
REUNION	0	9.537	-	0	13.003	-
SOUTH AFRICA	22.000	320.015	1.354,61	13.057	332.408	2.445,82
AUSTRALIA	114.652	476.710	315,79	65.754	496.314	654,80
NEW ZEALAND	0	60.725	-	0	36.558	-
UNITED STATES	111.960	576.098	414,56	88.225	659.563	647,59
CANADA	76.217	76.059	-0,21	82.775	75.538	-8,74
GUATEMALA	28.017	0	-100,00	13.812	0	-100,00
NETHERLANDS ANTILLES	15.180	0	-100,00	31.258	0	-100,00
UNITED KINGDOM	19.249	254.132	1.220,23	44.912	533.845	1.088,65
NETHERLANDS	1.187.360	2.071.535	74,47	1.452.732	2.932.011	101,83
FRANCE	31.432	292.210	829,66	45.307	422.428	832,37
GERMANY, FED. REP. OF	2.591.565	3.423.164	32,09	3.225.555	5.636.704	74,75
BELGIUM	431.368	303.190	-29,71	489.852	505.248	3,14
DENMARK	66.190	40.592	-38,67	92.480	94.546	2,23

TABEL 5. PERKEMBANGAN EKSPOR INDONESIA MENURUT KOMODITI DAN NEGARA TUJUAN

JENIS BARANG	BERAT BERSIH (KG)		PERUB	NILAI FOB (US \$)		PERUB
	JAN-JAN 2006	JAN-JAN 2007	%	JAN-JAN 2006	JAN-JAN 2007	%
(1)	(2)	(3)	(4)	(5)	(6)	(7)
FINLAND	0	29.962	-	0	31.126	-
ITALY	1.429.650	898.919	-37,12	1.064.067	1.564.630	47,04
SPAIN	0	21.265	-	0	34.550	-
GREECE	52.382	83.237	58,90	64.247	122.380	90,48
POLAND	328.174	237.463	-27,64	514.541	413.483	-19,64
AZERBAIJAN	0	2.190	-	0	3.113	-
UKRAINE	15.742	0	-100,00	8.631	0	-100,00
SLOVENIA	0	19.000	-	0	28.584	-
RUSSIA FEDERATION	22.600	0	-100,00	10.764	0	-100,00
-KAYU OLAHAN LAIN	180.623.437	152.414.342	-15,62	111.641.466	117.081.102	4,87
JAPAN	39.203.489	28.217.869	-28,02	15.102.470	14.576.473	-3,48
HONG KONG	2.572.281	1.606.613	-37,54	1.370.046	1.260.839	-7,97
KOREA, REPUBLIC OF	7.711.256	6.077.931	-21,18	5.129.889	5.006.945	-2,40
TAIWAN	15.092.319	4.715.525	-68,76	3.104.401	3.007.284	-3,13
CHINA	41.526.968	49.045.712	18,11	9.802.656	10.546.262	7,59
MACAU	0	36.000	-	0	29.968	-
THAILAND	255.927	287.542	12,35	142.490	181.807	27,59
SINGAPORE	2.534.203	2.420.094	-4,50	1.642.264	1.480.067	-9,88
PHILIPPINES	1.629.932	519.317	-68,14	320.062	112.840	-64,74
MALAYSIA	2.377.468	2.468.839	3,84	1.024.568	1.407.839	37,41
CAMBODIA	1.149	0	-100,00	666	0	-100,00
BRUNEI DARUSSALAM	12.139	10.599	-12,69	13.481	13.720	1,77
VIET NAM	2.981.956	2.098.598	-29,62	719.803	699.084	-2,88
MALDIVES	80.316	26.927	-66,47	124.567	100.740	-19,13
INDIA	6.005.103	597.770	-90,05	2.770.807	330.344	-88,08
PAKISTAN	90.298	209.070	131,53	102.171	85.575	-16,24
SRI LANKA	59.426	4.613	-92,24	78.262	3.296	-95,79
IRAN (ISLAMIC REPUBLIC OF)	9.815	57.874	489,65	21.950	98.584	349,13
SAUDI ARABIA	6.522.103	2.293.166	-64,84	1.405.068	499.375	-64,46
KUWAIT	671.005	561.813	-16,27	187.608	292.502	55,91
JORDAN	25.050	2.591	-89,66	9.518	3.000	-68,48
LEBANON	13.277	27.659	108,32	54.238	6.205	-88,56
YEMEN	468.143	36.000	-92,31	118.143	9.377	-92,06
TURKEY	323.086	348.078	7,74	302.709	453.304	49,75
UNITED ARAB EMIRATES	990.813	1.243.974	25,55	429.007	707.988	65,03
QATAR	30.444	19.558	-35,76	25.444	39.673	55,92
BAHRAIN	0	188.393	-	0	67.623	-
CYPRUS	9.441	8.989	-4,79	22.773	10.048	-55,88
EGYPT	2.065	28.631	1.286,49	2.182	44.510	1.939,87
MOROCCO	15.359	26	-99,83	43.942	25	-99,94
TUNISIA	0	28.214	-	0	24.707	-
ALGERIA	17	0	-100,00	120	0	-100,00
TANZANIA, UNITED REPUBLIC OF	0	400	-	0	11.687	-
MADAGASCAR	0	3	-	0	2	-
REUNION	3.758	12.778	240,02	15.740	18.690	18,74
TOGO	8.400	0	-100,00	14.280	0	-100,00
CONGO	3	0	-100,00	86	0	-100,00
SENEGAL	637	0	-100,00	922	0	-100,00
U.S. VIRGIN ISLANDS	11	1.535	13.854,55	86	2.890	3.260,47
SEYCHELLES	5.199	13.234	154,55	18.139	51.782	185,47
SOUTH AFRICA	1.337.114	658.367	-50,76	1.289.288	638.001	-50,52
MAURITIUS	17.695	16.545	-6,50	15.599	5.551	-64,41
AUSTRALIA	7.553.352	9.739.889	28,95	7.907.743	11.560.508	46,19
NEW ZEALAND	1.181.800	1.427.992	20,83	1.031.459	1.482.178	43,70
GUAM	8.460	8.763	3,58	26.792	29.384	9,67
PALAU	3	0	-100,00	95	0	-100,00
NEW CALEDONIA	18.018	83.709	364,59	25.966	92.356	255,68
NORTHERN MARIANA ISLANDS	219	80	-63,47	680	515	-24,26
VANUATU	4.409	2.724	-38,22	4.658	1.517	-67,43
WALLIS AND FUTUNA ISLANDS	1.612	3.549	120,16	1.841	6.841	271,59
COOK ISLANDS	460	326	-29,13	737	3.866	424,56
FIJI	8.712	6.858	-21,28	15.316	4.020	-73,75
CHRISTMAS ISLANDS	750	0	-100,00	2.940	0	-100,00
EAST TIMOR	0	31.330	-	0	39.313	-
UNITED STATES	10.790.425	9.224.051	-14,52	20.903.366	20.153.676	-3,59
CANADA	689.658	562.202	-18,48	1.155.385	1.191.363	3,11
MEXICO	90.543	266.928	194,81	259.562	700.257	169,78
HONDURAS	0	18.984	-	0	17.427	-
PANAMA	28.655	58	-99,80	38.470	26	-99,93
CHILE	13.047	38.889	198,07	17.986	78.186	334,70
VENEZUELA	9.889	1.818	-81,62	5.676	3.300	-41,86
ARGENTINA	12.937	19.749	52,66	20.038	26.966	34,57
BRAZIL	18.600	24.579	32,15	38.628	50.994	32,01
COLOMBIA	10.603	9.053	-14,62	10.633	9.201	-13,47
PERU	8	0	-100,00	236	0	-100,00
TRINIDAD AND TOBAGO	41	16	-60,98	60	40	-33,33
BAHAMAS	533	1.714	221,58	190	2.192	1.053,68

TABEL 5. PERKEMBANGAN EKSPOR INDONESIA MENURUT KOMODITI DAN NEGARA TUJUAN

JENIS BARANG	BERAT BERSIH (KG)		PERUB	NILAI FOB (US \$)		PERUB
	JAN-JAN 2006	JAN-JAN 2007	%	JAN-JAN 2006	JAN-JAN 2007	%
(1)	(2)	(3)	(4)	(5)	(6)	(7)
JAMAICA	11.417	40.543	255,11	24.691	89.587	262,83
PUERTO RICO	10.217	1.678	-83,58	28.220	3.638	-87,11
DOMINICAN REPUBLIC	6.565	15.470	135,64	7.523	28.877	283,85
EL SALVADOR	6.982	0	-100,00	14.241	0	-100,00
COSTA RICA	16.569	2.124	-87,18	12.876	5.348	-58,47
BARBADOS	65	2.955	4.446,15	20	3.319	16.495,00
ARUBA	0	9	-	0	16	-
BERMUDA	0	8.994	-	0	2.467	-
CAYMAN ISLANDS	0	901	-	0	243	-
DOMINICA	0	1.053	-	0	2.036	-
FRENCH GUIANA	0	2.867	-	0	4.445	-
FRENCH POLYNESIA	48.455	26.484	-45,34	57.088	41.178	-27,87
MARTINIQUE	5.299	2.767	-47,78	23.167	4.622	-80,05
NETHERLANDS ANTILLES	18.279	4.746	-74,04	24.944	13.800	-44,68
NORFOLK ISLANDS	3.049	0	-100,00	4.229	0	-100,00
TURKS AND CAICOS ISLANDS	31.260	42.493	35,93	31.314	32.595	4,09
GUADELOUPE	1.804	11.421	533,09	3.894	157.243	3.938,08
UNITED KINGDOM	3.037.819	3.474.653	14,38	4.941.791	6.415.292	29,82
NETHERLANDS	8.726.573	9.338.190	7,01	9.003.423	11.543.698	28,21
FRANCE	2.095.723	1.675.947	-20,03	2.610.520	2.502.839	-4,12
GERMANY, FED. REP. OF	4.308.266	3.625.418	-15,85	4.996.844	5.277.825	5,62
AUSTRIA	49.376	6.560	-86,71	101.292	32.422	-67,99
BELGIUM	3.568.565	3.157.317	-11,52	3.587.310	3.651.773	1,80
SWITZERLAND	17.767	31.502	77,31	29.085	73.454	152,55
LUXEMBOURG	0	45	-	0	101	-
DENMARK	642.121	624.634	-2,72	999.275	894.639	-10,47
NORWAY	682.397	579.000	-15,15	1.358.157	1.271.805	-6,36
SWEDEN	168.515	310.045	83,99	314.075	485.158	54,47
FINLAND	97.494	308.611	216,54	137.808	472.347	242,76
IRELAND	419.356	277.121	-33,92	825.572	603.629	-26,88
ITALY	1.557.979	1.326.914	-14,83	2.607.348	2.648.367	1,57
SPAIN	592.185	728.345	22,99	1.047.959	1.395.564	33,17
PORTUGAL	208.569	227.842	9,24	444.007	372.978	-16,00
GREECE	165.292	210.826	27,55	352.623	327.002	-7,27
HUNGARY	39.443	7.736	-80,39	49.729	7.834	-84,25
POLAND	594.377	667.514	12,30	583.419	859.916	47,39
ROMANIA	338	1.681	397,34	360	3.454	859,44
BULGARIA	8.000	19.710	146,38	7.938	28.669	261,16
YUGOSLAVIA	20.330	1.319	-93,51	14.985	1.685	-88,76
AZERBAIJAN	0	18.751	-	0	17.160	-
KAZAKHSTAN	0	39.206	-	0	42.044	-
UKRAINE	64.691	36.334	-43,83	97.489	53.983	-44,63
LITHUANIA	129.065	30	-99,98	130.748	161	-99,88
LATVIA	28.998	14.500	-50,00	26.753	16.204	-39,43
ESTONIA	7.573	1.788	-76,39	9.630	1.780	-81,52
CROATIA	41.625	7.723	-81,45	51.958	29.005	-44,18
MALTA	1.713	2.853	66,55	7.056	5.753	-18,47
SLOVAKIA	7.661	0	-100,00	6.443	0	-100,00
SLOVENIA	19.677	0	-100,00	41.264	0	-100,00
CZECH REPUBLIC	25.524	52.713	106,52	21.064	177.716	743,70
RUSSIA FEDERATION	106.065	110.901	4,56	109.432	194.698	77,92
-TIMAH	10.968.532	3.191.097	-70,91	78.541.748	34.322.567	-56,30
JAPAN	740.399	500	-99,93	4.240.815	14.572	-99,66
HONG KONG	194.887	1.298	-99,33	1.227.712	16.334	-98,67
KOREA, REPUBLIC OF	80.573	60.000	-25,53	520.912	687.387	31,96
TAIWAN	219.621	0	-100,00	1.370.549	0	-100,00
CHINA	175.471	28.760	-83,61	1.044.200	79.755	-92,36
THAILAND	1.386.100	0	-100,00	8.894.240	0	-100,00
SINGAPORE	7.455.817	3.079.205	-58,70	56.885.475	33.472.095	-41,16
PHILIPPINES	14.411	0	-100,00	79.996	0	-100,00
MALAYSIA	236.401	4	-100,00	1.379.692	63	-100,00
VIET NAM	227.146	0	-100,00	1.518.091	0	-100,00
INDIA	21.917	0	-100,00	145.734	0	-100,00
AUSTRALIA	10.653	0	-100,00	32.821	0	-100,00
UNITED STATES	154.455	0	-100,00	901.985	0	-100,00
NETHERLANDS	50.681	0	-100,00	299.526	0	-100,00
FRANCE	0	413	-	0	270	-
GERMANY, FED. REP. OF	0	20.917	-	0	52.091	-
-ALUMINIUM	27.340.598	29.056.389	6,28	63.890.075	87.365.808	36,74
JAPAN	19.103.115	20.042.486	4,92	40.812.601	55.804.990	36,73
HONG KONG	163.205	100.514	-38,41	392.885	312.777	-20,39
KOREA, REPUBLIC OF	540.725	613.752	13,51	923.927	1.022.533	10,67
TAIWAN	384.916	129.613	-66,33	1.193.584	411.988	-65,48
CHINA	130.914	201.316	53,78	431.780	777.844	80,15
PAPUA NEW GUINEA	40.020	1.071	-97,32	114.644	9.096	-92,07
THAILAND	281.384	575.905	104,67	927.184	2.013.475	117,16

TABEL 5. PERKEMBANGAN EKSPOR INDONESIA MENURUT KOMODITI DAN NEGARA TUJUAN

JENIS BARANG	BERAT BERSIH (KG)		PERUB	NILAI FOB (US \$)		PERUB
	JAN-JAN 2006	JAN-JAN 2007	%	JAN-JAN 2006	JAN-JAN 2007	%
(1)	(2)	(3)	(4)	(5)	(6)	(7)
SINGAPORE	849.114	747.110	-12,01	2.261.534	2.642.578	16,85
PHILIPPINES	913.328	604.811	-33,85	2.366.352	1.826.473	-22,81
MALAYSIA	735.706	824.810	12,11	1.976.489	2.739.589	38,61
MYANMAR (FORM. BURMA)	0	37.113	-	0	93.305	-
BRUNEI DARUSSALAM	0	27.728	-	0	92.215	-
VIET NAM	8.899	311.188	3.396,89	56.520	1.191.467	2.008,04
MALDIVES	0	1.776	-	0	1.583	-
INDIA	79.769	22.100	-72,30	247.997	98.357	-60,34
PAKISTAN	1	3.352	335.100,00	3	15.380	512.566,67
SRI LANKA	13.044	0	-100,00	46.973	0	-100,00
IRAN (ISLAMIC REPUBLIC OF)	18.542	0	-100,00	57.091	0	-100,00
SAUDI ARABIA	3.770	73.358	1.845,84	6.011	267.931	4.357,34
TURKEY	14.003	8.338	-40,46	59.117	36.630	-38,04
UNITED ARAB EMIRATES	17.146	9.549	-44,31	82.134	56.803	-30,84
QATAR	0	177	-	0	753	-
EGYPT	0	600	-	0	15.000	-
MOROCCO	13.509	0	-100,00	49.415	0	-100,00
SUDAN	343.660	0	-100,00	911.978	0	-100,00
ETHIOPIA	1.405.083	0	-100,00	3.901.154	0	-100,00
MADAGASCAR	7.084	14.172	100,06	17.564	46.118	162,57
TOGO	24.888	0	-100,00	71.014	0	-100,00
NIGERIA	730	261	-64,25	4.448	320	-92,81
U.S. VIRGIN ISLANDS	0	20	-	0	34	-
SOUTH AFRICA	22.341	1.329	-94,05	89.161	9.900	-88,90
MALAWI	0	22.324	-	0	125.456	-
MAURITIUS	85.715	34.139	-60,17	212.855	106.204	-50,11
AUSTRALIA	270.034	270.907	0,32	852.607	1.099.192	28,92
NEW ZEALAND	74.116	92.739	25,13	243.381	334.865	37,59
NEW CALEDONIA	53.169	41.333	-22,26	129.734	135.071	4,11
VANUATU	0	2.140	-	0	17.895	-
FIJI	15.774	29.409	86,44	37.639	97.063	157,88
EAST TIMOR	172	15	-91,28	112	42	-62,50
UNITED STATES	1.431.183	3.376.121	135,90	4.410.083	12.418.585	181,60
CANADA	177.847	446.427	151,02	465.922	1.678.968	260,35
CHILE	5.745	2.583	-55,04	34.381	16.275	-52,66
BRAZIL	0	2.224	-	0	7.890	-
COLOMBIA	17.665	0	-100,00	55.115	0	-100,00
PERU	2	0	-100,00	8	0	-100,00
FRENCH POLYNESIA	0	1.254	-	0	1.484	-
GUADELOUPE	34	0	-100,00	60	0	-100,00
UNITED KINGDOM	19.759	196.955	896,79	87.414	1.001.600	1.045,81
NETHERLANDS	22.683	16.589	-26,87	120.188	78.643	-34,57
FRANCE	21.737	72.511	233,58	138.342	370.340	167,70
GERMANY, FED. REP. OF	4.055	12.324	203,92	8.179	45.668	458,36
BELGIUM	13.228	42.581	221,90	53.664	156.937	192,44
SWITZERLAND	8.700	0	-100,00	14.978	0	-100,00
DENMARK	0	523	-	0	3.942	-
NORWAY	0	1.860	-	0	12.553	-
SWEDEN	0	10.947	-	0	40.110	-
ITALY	1.585	15.901	903,22	9.914	65.927	564,99
SPAIN	20	7.891	39.355,00	22	35.021	159.086,36
PORTUGAL	0	653	-	0	2.935	-
GREECE	1	0	-100,00	8	0	-100,00
HUNGARY	146	1.200	721,92	895	7.974	790,95
MALTA	2.332	0	-100,00	13.014	0	-100,00
SLOVAKIA	0	3	-	0	435	-
RUSSIA FEDERATION	0	3.017	-	0	17.594	-
-NIKEL	7.333.959	79.570	-98,92	60.883.022	733.135	-98,80
JAPAN	7.312.399	19	-100,00	60.853.941	49	-100,00
KOREA, REPUBLIC OF	0	7.459	-	0	27.190	-
CHINA	21.560	4.542	-78,93	29.081	16.624	-42,84
SINGAPORE	0	6.967	-	0	633.768	-
PHILIPPINES	0	583	-	0	10.504	-
NETHERLANDS	0	60.000	-	0	45.000	-
-BESI/BAJA	202.812.030	153.594.091	-24,27	124.503.437	190.775.403	53,23
JAPAN	4.751.597	6.839.861	43,95	7.561.744	13.591.889	79,75
HONG KONG	491.098	938.557	91,11	754.928	1.890.242	150,39
KOREA, REPUBLIC OF	4.152.829	6.182.868	48,88	2.960.535	30.147.970	918,33
TAIWAN	5.617.820	2.539.964	-54,79	2.350.619	13.247.983	463,60
CHINA	28.079.208	20.780.948	-25,99	8.406.363	4.062.600	-51,67
MACAU	0	48	-	0	820	-
PAPUA NEW GUINEA	359.628	678.813	88,75	403.423	755.290	87,22
THAILAND	6.677.785	1.767.771	-73,53	6.884.455	3.336.749	-51,53
SINGAPORE	89.962.725	35.513.282	-60,52	42.907.981	37.449.088	-12,72
PHILIPPINES	872.113	821.853	-5,76	1.232.639	1.421.869	15,35
MALAYSIA	7.169.535	14.906.832	107,92	4.265.433	11.150.627	161,42

TABEL 5. PERKEMBANGAN EKSPOR INDONESIA MENURUT KOMODITI DAN NEGARA TUJUAN

JENIS BARANG	BERAT BERSIH (KG)		PERUB	NILAI FOB (US \$)		PERUB
	JAN-JAN 2006	JAN-JAN 2007	%	JAN-JAN 2006	JAN-JAN 2007	%
(1)	(2)	(3)	(4)	(5)	(6)	(7)
MYANMAR (FORM. BURMA)	28.339	21.751	-23,25	55.365	65.939	19,10
BRUNEI DARUSSALAM	50.579	2.927	-94,21	43.953	13.669	-68,90
VIET NAM	8.097.137	12.010.443	48,33	5.817.314	12.094.794	107,91
MALDIVES	10.151	25.661	152,79	17.706	23.820	34,53
INDIA	1.261.452	8.892.438	604,94	1.323.537	13.270.069	902,62
PAKISTAN	2.179.566	934.807	-57,11	1.310.365	1.047.596	-20,05
BANGLADESH	762.138	285.361	-62,56	346.176	258.082	-25,45
SRI LANKA	1.080.799	772.720	-28,50	569.664	522.111	-8,35
IRAN (ISLAMIC REPUBLIC OF)	6.372.758	628	-99,99	2.825.896	2.773	-99,90
SAUDI ARABIA	228.739	2.460.044	975,48	568.191	2.692.149	373,81
KUWAIT	7.338	34.325	367,77	27.560	45.072	63,54
YEMEN	63.308	353.764	458,80	104.718	586.715	460,28
OMAN	3.549	4.630	30,46	11.945	27.600	131,06
SYRIA ARAB REPUBLIC	1.729.260	0	-100,00	3.582.952	0	-100,00
TURKEY	148.835	50.292	-66,21	190.763	86.127	-54,85
UNITED ARAB EMIRATES	2.485.203	2.712.812	9,16	2.491.975	2.373.573	-4,75
QATAR	126.533	776.103	513,36	270.165	3.355.801	1.142,13
BAHRAIN	13.038	0	-100,00	55.911	0	-100,00
CYPRUS	150	0	-100,00	445	0	-100,00
LIBYAN ARAB JAMAHIRIYA	108.979	81.546	-25,17	279.871	86.112	-69,23
TUNISIA	0	1.334	-	0	5.000	-
ALGERIA	794.796	505.880	-36,35	2.965.345	514.550	-82,65
SUDAN	0	816	-	0	6.255	-
KENYA	0	47.824	-	0	43.678	-
REUNION	1.495	938	-37,26	11.454	1.684	-85,30
GHANA	0	217.907	-	0	397.515	-
GUINEA	543.587	0	-100,00	159.025	0	-100,00
CONGO	34.033	190.776	460,56	22.429	473.294	2.010,19
NIGERIA	3.352	68.716	1.950,00	925	23.091	2.396,32
SENEGAL	2.737	0	-100,00	3.961	0	-100,00
MAURITANIA	4.852	0	-100,00	8.738	0	-100,00
SEYCHELLES	241.816	237	-99,90	189.083	278	-99,85
UGANDA	1	0	-100,00	12	0	-100,00
SOUTH AFRICA	260.406	135.705	-47,89	236.308	164.335	-30,46
MAURITIUS	234.479	498.244	112,49	339.030	673.395	98,62
AUSTRALIA	14.885.892	2.568.074	-82,75	8.248.024	3.092.716	-62,50
NEW ZEALAND	292.217	415.420	42,16	265.575	357.738	34,70
GUAM	5.405	5.732	6,05	1.851	1.732	-6,43
PALAU	2	0	-100,00	72	0	-100,00
NEW CALEDONIA	459	457	-0,44	747	341	-54,35
VANUATU	687	78	-88,65	509	23	-95,48
WALLIS AND FUTUNA ISLANDS	71	86	21,13	93	167	79,57
COOK ISLANDS	0	47	-	0	678	-
CHRISTMAS ISLANDS	200	0	-100,00	200	0	-100,00
EAST TIMOR	13.756	506	-96,32	31.103	246	-99,21
UNITED STATES	1.809.622	2.770.564	53,10	4.916.388	6.006.903	22,18
CANADA	111.395	108.314	-2,77	402.290	373.508	-7,15
MEXICO	142	22.232	15.556,34	949	56.292	5.831,72
GUATEMALA	14.009	0	-100,00	33.172	0	-100,00
PANAMA	3.797	0	-100,00	8.460	0	-100,00
CHILE	0	35	-	0	31	-
VENEZUELA	4.395	11.204	154,93	30.562	24.648	-19,35
ARGENTINA	10.830	36.105	233,38	80.283	181.199	125,70
BRAZIL	42.076	65.307	55,21	43.256	184.073	325,54
COLOMBIA	0	774	-	0	1.186	-
URUGUAY	0	42.447	-	0	183.310	-
PERU	0	20.002	-	0	61.883	-
PUERTO RICO	93	0	-100,00	530	0	-100,00
COSTA RICA	0	1.120	-	0	482	-
FRENCH GUIANA	0	732	-	0	1.429	-
FRENCH POLYNESIA	8.754	773	-91,17	24.024	1.635	-93,19
MARTINIQUE	0	7	-	0	24	-
NETHERLANDS ANTILLES	2.848	138	-95,15	27.104	727	-97,32
GUADELOUPE	0	9	-	0	22	-
UNITED KINGDOM	133.546	51.841	-61,18	350.754	163.006	-53,53
NETHERLANDS	9.089.467	8.262.883	-9,09	4.911.086	5.323.357	8,39
FRANCE	75.648	741.374	880,03	300.382	2.584.667	760,46
GERMANY, FED. REP. OF	160.418	8.184.794	5.002,17	575.163	6.064.418	954,38
AUSTRIA	1	0	-100,00	2	0	-100,00
BELGIUM	189.117	4.395.610	2.224,28	686.548	2.952.876	330,10
SWITZERLAND	272.830	17.886	-93,44	130.216	28.644	-78,00
DENMARK	45.125	11.333	-74,89	115.678	25.233	-78,19
NORWAY	58	3.944	6.700,00	504	9.880	1.860,32
SWEDEN	4.660	4.252	-8,76	17.082	33.411	95,59
FINLAND	3.471	6.322	82,14	21.177	54.145	155,68
IRELAND	492	0	-100,00	1.180	0	-100,00
ITALY	375.215	1.686.732	349,54	795.099	5.674.141	613,64
SPAIN	231.034	76.771	-66,77	880.871	135.729	-84,59

TABEL 5. PERKEMBANGAN EKSPOR INDONESIA MENURUT KOMODITI DAN NEGARA TUJUAN

JENIS BARANG	BERAT BERSIH (KG)		PERUB	NILAI FOB (US \$)		PERUB
	JAN-JAN 2006	JAN-JAN 2007	%	JAN-JAN 2006	JAN-JAN 2007	%
(1)	(2)	(3)	(4)	(5)	(6)	(7)
PORTUGAL	4.409	378	-91,43	29.767	1.140	-96,17
GREECE	4.736	49.159	937,99	3.240	205.750	6.250,31
HUNGARY	0	82	-	0	360	-
POLAND	0	517	-	0	1.136	-
ROMANIA	0	133	-	0	275	-
CROATIA	0	96	-	0	129	-
MALTA	0	1.968.008	-	0	1.060.721	-
SLOVAKIA	146	0	-100,00	323	0	-100,00
CZECH REPUBLIC	1.264	2.294	81,49	10.271	14.758	43,69
RUSSIA FEDERATION	0	93	-	0	430	-
-TEMBAGA	22.993.017	18.272.834	-20,53	103.777.895	110.487.473	6,47
JAPAN	137.655	356.949	159,31	7.022.901	6.035.437	-14,06
HONG KONG	1.455.033	416.319	-71,39	5.829.547	2.894.616	-50,35
KOREA, REPUBLIC OF	465.458	122.060	-73,78	1.546.625	692.452	-55,23
TAIWAN	1.112.175	1.572.053	41,35	4.551.762	7.927.657	74,17
CHINA	4.756.597	3.863.039	-18,79	15.887.434	18.443.572	16,09
THAILAND	5.076.344	4.241.697	-16,44	23.959.534	25.693.295	7,24
SINGAPORE	1.247.420	1.604.391	28,62	4.507.272	9.254.389	105,32
PHILIPPINES	1.374.650	1.650.603	20,07	6.746.337	11.603.370	72,00
MALAYSIA	6.916.075	3.888.815	-43,77	31.553.175	24.931.939	-20,98
MYANMAR (FORM. BURMA)	0	1.794	-	0	14.062	-
BRUNEI DARUSSALAM	0	48	-	0	187	-
VIET NAM	302.760	342.537	13,14	1.436.176	2.114.502	47,23
INDIA	0	21	-	0	83.105	-
SRI LANKA	2	0	-100,00	360	0	-100,00
IRAN (ISLAMIC REPUBLIC OF)	0	1.524	-	0	21.810	-
TURKEY	0	432	-	0	345	-
UNITED ARAB EMIRATES	0	55	-	0	2.325	-
MADAGASCAR	0	125.000	-	0	62.500	-
SEYCHELLES	59	0	-100,00	207	0	-100,00
SOUTH AFRICA	1.055	0	-100,00	4.283	0	-100,00
AUSTRALIA	1.386	195	-85,93	4.005	768	-80,82
NEW ZEALAND	8	0	-100,00	260	0	-100,00
FIJI	1.484	249	-83,22	2.666	1.547	-41,97
UNITED STATES	109.501	46.871	-57,20	644.958	490.107	-24,01
CANADA	1.417	6.420	353,07	6.177	50.530	718,03
VENEZUELA	0	4	-	0	119	-
BRAZIL	352	5.534	1.472,16	1.211	23.765	1.862,43
UNITED KINGDOM	2.188	2.030	-7,22	10.474	4.443	-57,58
NETHERLANDS	25.500	0	-100,00	44.291	0	-100,00
FRANCE	3.872	590	-84,76	11.089	826	-92,55
GERMANY, FED. REP. OF	955	20.212	2.016,44	2.393	77.337	3.131,80
BELGIUM	339	1.259	271,39	532	60.064	11.190,23
SWITZERLAND	4	0	-100,00	14	0	-100,00
DENMARK	32	0	-100,00	45	0	-100,00
ITALY	205	1.321	544,39	280	477	70,36
SPAIN	459	52	-88,67	3.627	214	-94,10
PORTUGAL	0	760	-	0	1.713	-
GREECE	15	0	-100,00	138	0	-100,00
CROATIA	17	0	-100,00	122	0	-100,00
-SENG	253.475	334.715	32,05	318.385	852.712	167,82
JAPAN	145.195	151.694	4,48	145.578	338.899	132,80
TAIWAN	3.697	17.088	362,21	1.500	12.665	744,33
CHINA	9.053	45.637	404,11	29.976	101.950	240,11
THAILAND	74	0	-100,00	318	0	-100,00
SINGAPORE	15.346	37.406	143,75	23.888	109.572	358,69
PHILIPPINES	41.336	7.813	-81,10	70.263	11.401	-83,77
BRUNEI DARUSSALAM	0	1.025	-	0	3.376	-
VIET NAM	0	73.722	-	0	274.555	-
AUSTRALIA	21.052	0	-100,00	29.869	0	-100,00
EAST TIMOR	17.715	330	-98,14	16.634	294	-98,23
RUSSIA FEDERATION	7	0	-100,00	359	0	-100,00
-LOGAM TIDAK MULIA LAIN	4.051.967	5.248.215	29,52	10.851.207	13.749.518	26,71
JAPAN	714.751	609.357	-14,75	2.916.364	2.506.245	-14,06
HONG KONG	69.092	141.514	104,82	182.856	422.305	130,95
KOREA, REPUBLIC OF	2.398	46.660	1.845,79	8.045	76.856	855,33
TAIWAN	12.392	4.563	-63,18	55.135	42.059	-23,72
CHINA	89.812	64.084	-28,65	213.389	107.283	-49,72
PAPUA NEW GUINEA	0	32.166	-	0	70.971	-
THAILAND	212.454	186.923	-12,02	1.366.073	1.086.489	-20,47
SINGAPORE	1.293.353	2.252.356	74,15	1.702.231	3.092.451	81,67
PHILIPPINES	89.903	181.877	102,30	180.713	244.280	35,18
MALAYSIA	144.551	310.581	114,86	410.426	784.754	91,20
MYANMAR (FORM. BURMA)	562	1.355	141,10	1.100	7.209	555,36
BRUNEI DARUSSALAM	11	62	463,64	211	3.630	1.620,38

TABEL 5. PERKEMBANGAN EKSPOR INDONESIA MENURUT KOMODITI DAN NEGARA TUJUAN

JENIS BARANG	BERAT BERSIH (KG)		PERUB	NILAI FOB (US \$)		PERUB
	JAN-JAN 2006	JAN-JAN 2007	%	JAN-JAN 2006	JAN-JAN 2007	%
(1)	(2)	(3)	(4)	(5)	(6)	(7)
VIET NAM	25.606	122.427	378,12	111.682	483.520	332,94
MALDIVES	0	460	-	0	374	-
INDIA	86.976	62.504	-28,14	117.052	179.941	53,73
PAKISTAN	4	2.664	66.500,00	165	10.090	6.015,15
BANGLADESH	20.187	1.328	-93,42	66.674	3.787	-94,32
SRI LANKA	6.177	44	-99,29	14.049	798	-94,32
IRAN (ISLAMIC REPUBLIC OF)	0	16	-	0	402	-
SAUDI ARABIA	60.966	121.734	99,68	39.622	134.830	240,29
KUWAIT	19.384	27.124	39,93	20.592	37.059	79,97
JORDAN	8.295	0	-100,00	13.818	0	-100,00
LEBANON	0	118	-	0	29	-
YEMEN	195	0	-100,00	291	0	-100,00
OMAN	0	5.086	-	0	3.965	-
SYRIA ARAB REPUBLIC	56.207	9.190	-83,65	33.251	299.149	799,67
TURKEY	0	144	-	0	400	-
UNITED ARAB EMIRATES	35.135	111.264	216,68	120.426	138.023	14,61
QATAR	0	17.380	-	0	27.705	-
EGYPT	822	19.626	2.287,59	1.750	20.885	1.093,43
TANZANIA, UNITED REPUBLIC OF	2.386	15.757	560,39	10.092	44.830	344,21
MADAGASCAR	0	1.288	-	0	1.220	-
KENYA	220	14.824	6.638,18	2.200	44.294	1.913,36
REUNION	29	240	727,59	44	107	143,18
TOGO	8.704	0	-100,00	20.105	0	-100,00
GUINEA	16.229	0	-100,00	9.130	0	-100,00
CAMEROON	12.500	0	-100,00	26.420	0	-100,00
NIGERIA	18.865	40.233	113,27	55.384	100.158	80,84
SEYCHELLES	140	0	-100,00	488	0	-100,00
SOUTH AFRICA	79.161	29.682	-62,50	275.992	51.284	-81,42
AUSTRALIA	124.766	121.189	-2,87	380.079	746.718	96,46
NEW ZEALAND	11.305	17.103	51,29	18.862	52.163	176,55
GUAM	0	426	-	0	2.295	-
NEW CALEDONIA	948	16.494	1.639,87	649	55.943	8.519,88
NORTHERN MARIANA ISLANDS	1	0	-100,00	4	0	-100,00
WALLIS AND FUTUNA ISLANDS	683	0	-100,00	279	0	-100,00
AMERICAN SAMOA	0	525	-	0	192	-
FIJI	0	4.936	-	0	35.641	-
SAMOA	0	978	-	0	5.568	-
EAST TIMOR	102	1.291	1.165,69	73	6.222	8.423,29
UNITED STATES	138.357	186.045	34,47	734.935	1.426.022	94,03
CANADA	17.121	13.277	-22,45	17.927	140.394	683,14
MEXICO	113	1	-99,12	268	4	-98,51
PANAMA	9.383	0	-100,00	37.445	0	-100,00
CHILE	17.852	11.273	-36,85	97.294	67.260	-30,87
VENEZUELA	109	24	-77,98	63	718	1.039,68
ARGENTINA	2.696	2.572	-4,60	19.164	21.151	10,37
BRAZIL	56	775	1.283,93	625	1.130	80,80
COLOMBIA	513	0	-100,00	292	0	-100,00
ECUADOR	70	0	-100,00	10.640	0	-100,00
DOMINICAN REPUBLIC	59	0	-100,00	67	0	-100,00
EL SALVADOR	32	0	-100,00	67	0	-100,00
COSTA RICA	1.646	0	-100,00	774	0	-100,00
FRENCH POLYNESIA	0	170	-	0	283	-
NETHERLANDS ANTILLES	0	306	-	0	7.392	-
SAINT LUCIA	0	4.352	-	0	7.436	-
GUADELOUPE	2	144	7.100,00	11	278	2.427,27
SAINT KITTS AND NEVIS	0	27	-	0	377	-
UNITED KINGDOM	305.676	184.150	-39,76	511.691	433.355	-15,31
NETHERLANDS	23.047	24.307	5,47	61.232	133.835	118,57
FRANCE	34.506	20.838	-39,61	61.164	68.751	12,40
GERMANY, FED. REP. OF	78.096	23.364	-70,08	471.525	159.404	-66,19
AUSTRIA	223	0	-100,00	198	0	-100,00
BELGIUM	6.386	7.834	22,67	11.458	32.772	186,02
SWITZERLAND	1.994	196	-90,17	21.241	2.655	-87,50
DENMARK	0	839	-	0	12.871	-
NORWAY	24.432	890	-96,36	37.872	14.320	-62,19
SWEDEN	10.793	10.146	-5,99	63.525	42.955	-32,38
FINLAND	10.063	180	-98,21	19.098	245	-98,72
IRELAND	17.399	17.414	0,09	21.971	22.476	2,30
ITALY	71.813	99.563	38,64	141.490	125.963	-10,97
SPAIN	43.100	31.166	-27,69	71.291	66.357	-6,92
GREECE	0	599	-	0	1.893	-
HUNGARY	768	102	-86,72	1.165	210	-81,97
POLAND	4.600	0	-100,00	34.858	0	-100,00
BULGARIA	3.300	739	-77,61	20.880	1.215	-94,18
YUGOSLAVIA	135	0	-100,00	25	0	-100,00
ESTONIA	0	9.037	-	0	22.602	-
CROATIA	639	0	-100,00	4.500	0	-100,00
MALTA	500	0	-100,00	546	0	-100,00

TABEL 5. PERKEMBANGAN EKSPOR INDONESIA MENURUT KOMODITI DAN NEGARA TUJUAN

JENIS BARANG	BERAT BERSIH (KG)		PERUB	NILAI FOB (US \$)		PERUB
	JAN-JAN 2006	JAN-JAN 2007	%	JAN-JAN 2006	JAN-JAN 2007	%
(1)	(2)	(3)	(4)	(5)	(6)	(7)
SLOVAKIA	9	312	3.366,67	64	3.070	4.696,88
SLOVENIA	1.207	0	-100,00	125	0	-100,00
-PAKAIAN JADI	28.957.657	32.602.370	12,59	428.916.726	490.666.015	14,40
JAPAN	855.801	831.221	-2,87	12.238.475	12.426.177	1,53
HONG KONG	200.856	41.343	-79,42	1.422.598	807.549	-43,23
KOREA, REPUBLIC OF	120.601	138.824	15,11	1.588.948	2.603.299	63,84
TAIWAN	40.184	29.779	-25,89	382.314	604.003	57,99
CHINA	84.786	40.564	-52,16	452.714	394.144	-12,94
MACAU	6	0	-100,00	238	0	-100,00
PAPUA NEW GUINEA	22.928	11.163	-51,31	61.876	47.862	-22,65
THAILAND	65.321	84.856	29,91	842.890	939.915	11,51
SINGAPORE	501.093	661.680	32,05	3.335.610	6.261.613	87,72
PHILIPPINES	16.115	17.179	6,60	192.714	247.750	28,56
MALAYSIA	805.859	602.382	-25,25	1.866.749	2.435.216	30,45
MYANMAR (FORM. BURMA)	330	0	-100,00	645	0	-100,00
CAMBODIA	0	3	-	0	5	-
BRUNEI DARUSSALAM	5.132	8.515	65,92	17.347	37.429	115,77
VIET NAM	40.629	20.028	-50,71	31.073	191.791	517,23
MALDIVES	1.299	2.150	65,51	56.636	33.234	-41,32
INDIA	19.779	8.684	-56,09	248.121	80.237	-67,66
PAKISTAN	43.167	104.796	142,77	251.525	777.224	209,00
BANGLADESH	1.537	79	-94,86	8.492	517	-93,91
SRI LANKA	74.594	128.749	72,60	598.951	710.332	18,60
IRAN (ISLAMIC REPUBLIC OF)	336	27.806	8.175,60	2.178	335.640	15.310,47
SAUDI ARABIA	348.878	549.837	57,60	2.389.602	4.276.452	78,96
KUWAIT	28.672	31.591	10,18	221.395	215.619	-2,61
JORDAN	597	26	-95,64	3.516	982	-72,07
LEBANON	1.757	870	-50,48	54.174	35.808	-33,90
YEMEN	24.083	25.040	3,97	340.414	252.982	-25,68
OMAN	18	5.419	30.005,56	231	99.596	43.015,15
SYRIA ARAB REPUBLIC	2	0	-100,00	23	0	-100,00
TURKEY	21.432	18.190	-15,13	576.583	428.498	-25,68
UNITED ARAB EMIRATES	787.469	772.934	-1,85	8.672.348	8.960.912	3,33
QATAR	483	603	24,84	10.452	11.006	5,30
BAHRAIN	6.610	6.513	-1,47	15.592	13.302	-14,69
CYPRUS	929	946	1,83	10.142	15.860	56,38
EGYPT	64.660	121.749	88,29	738.146	1.019.501	38,12
MOROCCO	33	143	333,33	930	7.184	672,47
TUNISIA	10.127	0	-100,00	50.497	0	-100,00
ALGERIA	16.015	0	-100,00	183.692	0	-100,00
SUDAN	78.212	204.904	161,99	1.105.991	2.046.882	85,07
ETHIOPIA	99.915	12.540	-87,45	1.593.477	125.400	-92,13
TANZANIA, UNITED REPUBLIC OF	5.500	150.875	2.643,18	9.856	72.840	639,04
MADAGASCAR	686	8.046	1.072,89	1.200	9.693	707,75
SOMALIA	8.740	21.529	146,33	134.400	184.264	37,10
KENYA	212.076	102.058	-51,88	607.489	366.405	-39,69
REUNION	5.538	873	-84,24	45.556	12.420	-72,74
MOZAMBIQUE	5.695	6.695	17,56	6.995	95.019	1.258,38
TOGO	545.584	662.844	21,49	1.086.760	990.112	-8,89
GHANA	153.334	126.810	-17,30	276.947	102.786	-62,89
LIBERIA	26.531	36.024	35,78	27.000	36.800	36,30
GUINEA	165.346	177.582	7,40	159.870	203.270	27,15
ANGOLA	98.878	97.535	-1,36	311.403	9.379	-96,99
CONGO	87.529	48.000	-45,16	119.197	70.400	-40,94
CAMEROON	92.075	155.019	68,36	142.252	211.410	48,62
NIGERIA	93.800	60.768	-35,22	107.215	271.520	153,25
GABON	0	14.000	-	0	9.625	-
COTE D'IVOIRE	25.000	6	-99,98	35.310	318	-99,10
SENEGAL	210.125	313.621	49,25	219.278	315.129	43,71
MAURITANIA	0	2.287	-	0	50.036	-
MALI	36.000	0	-100,00	56.496	0	-100,00
BENIN	221.796	286.963	29,38	1.332.248	1.045.969	-21,49
GAMBIA	13.600	13.600	0,00	9.600	12.800	33,33
U.S. VIRGIN ISLANDS	22	56	154,55	163	477	192,64
SEYCHELLES	27	36	33,33	10.717	168	-98,43
UGANDA	17.412	19.996	14,84	1.879	34.246	1.722,57
CENTRAL AFRICAN REPUBLIC	76	0	-100,00	10.519	0	-100,00
NIGER	0	64.796	-	0	498.960	-
DJIBOUTI	135.352	8.559	-93,68	517.090	202.108	-60,91
SOUTH AFRICA	30.141	86.010	185,36	411.968	781.722	89,75
ZIMBABWE	12.879	33	-99,74	75.098	223	-99,70
MAURITIUS	1.727	3.677	112,91	16.838	32.170	91,06
AUSTRALIA	231.468	164.786	-28,81	3.914.388	3.539.719	-9,57
NEW ZEALAND	15.673	13.170	-15,97	316.413	300.684	-4,97
GUAM	379	988	160,69	6.714	9.218	37,30
NEW CALEDONIA	12.098	4.619	-61,82	166.483	35.473	-78,69
NORTHERN MARIANA ISLANDS	35	5	-85,71	802	27	-96,63

TABEL 5. PERKEMBANGAN EKSPOR INDONESIA MENURUT KOMODITI DAN NEGARA TUJUAN

JENIS BARANG	BERAT BERSIH (KG)		PERUB	NILAI FOB (US \$)		PERUB
	JAN-JAN 2006	JAN-JAN 2007	%	JAN-JAN 2006	JAN-JAN 2007	%
	(1)	(2)	(3)	(4)	(5)	(6)
SAINT VINCENT AND THE GRENADINES	51	0	-100,00	369	0	-100,00
VANUATU	878	3.333	279,61	4.319	1.875	-56,59
COOK ISLANDS	390	138	-64,62	2.049	2.408	17,52
FIJI	4.050	3.123	-22,89	68.894	3.036	-95,59
EAST TIMOR	5.644	325	-94,24	8.509	7.594	-10,75
UNITED STATES	14.878.660	18.527.567	24,52	258.374.098	311.615.407	20,61
CANADA	365.638	522.180	42,81	7.804.961	10.543.581	35,09
MEXICO	92.520	155.035	67,57	1.379.174	2.726.472	97,69
GUATEMALA	0	174	-	0	2.801	-
PANAMA	154.764	188.385	21,72	1.641.022	1.476.687	-10,01
SURINAME	8.526	0	-100,00	42.150	0	-100,00
CHILE	8.496	14.773	73,88	168.690	137.031	-18,77
VENEZUELA	48.568	1.332	-97,26	113.296	43.142	-61,92
ARGENTINA	14.498	24.803	71,08	255.844	500.536	95,64
BRAZIL	90.058	141.981	57,66	612.675	1.354.094	121,01
COLOMBIA	235	148	-37,02	2.506	3.759	50,00
URUGUAY	21	1.279	5.990,48	630	28.348	4.399,68
PARAGUAY	3	7	133,33	49	127	159,18
ECUADOR	723	7.305	910,37	15.740	67.883	331,28
PERU	233	53	-77,25	1.425	3.839	169,40
BAHAMAS	4.353	2.166	-50,24	1.550	2.770	78,71
JAMAICA	0	5.088	-	0	12.796	-
PUERTO RICO	18.650	28.714	53,96	311.972	316.300	1,39
DOMINICAN REPUBLIC	156	467	199,36	2.169	3.892	79,44
EL SALVADOR	647	0	-100,00	1.320	0	-100,00
COSTA RICA	932	2.237	140,02	9.795	9.059	-7,51
ANTIGUA AND BARBUDA	273	0	-100,00	131	0	-100,00
CAPE VERDE	0	217	-	0	120	-
FRENCH GUIANA	0	2.840	-	0	21.951	-
FRENCH POLYNESIA	7.643	19.980	161,42	61.136	53.733	-12,11
MARTINIQUE	206	3.237	1.471,36	2.759	15.394	457,96
NETHERLANDS ANTILLES	21.928	7.369	-66,39	279.763	77.340	-72,36
GUADELOUPE	981	866	-11,72	4.797	6.165	28,52
SAINT KITTS AND NEVIS	0	266	-	0	3.670	-
UNITED KINGDOM	1.563.131	1.426.709	-8,73	24.757.372	24.127.924	-2,54
NETHERLANDS	543.483	545.400	0,35	9.568.510	11.387.395	19,01
FRANCE	502.390	381.923	-23,98	7.942.414	7.585.724	-4,49
GERMANY, FED. REP. OF	1.953.130	1.847.278	-5,42	34.849.607	33.889.732	-2,75
AUSTRIA	22.671	32.643	43,99	357.751	713.615	99,47
BELGIUM	440.410	435.727	-1,06	9.068.151	9.142.094	0,82
SWITZERLAND	58.132	63.408	9,08	964.306	1.195.253	23,95
DENMARK	22.590	40.328	78,52	459.517	538.715	17,24
NORWAY	31.315	29.058	-7,21	597.838	478.723	-19,92
SWEDEN	69.429	74.754	7,67	1.368.715	1.348.816	-1,45
FINLAND	18.494	3.768	-79,63	226.481	44.177	-80,49
IRELAND	26.491	34.466	30,10	501.836	570.839	13,75
ITALY	402.379	273.416	-32,05	7.862.158	6.444.688	-18,03
SPAIN	568.349	285.784	-49,72	7.810.303	4.204.777	-46,16
PORTUGAL	11.917	7.891	-33,78	105.473	33.281	-68,45
GREECE	18.044	26.701	47,98	145.042	199.272	37,39
CZECHOSLOVAKIA	47.996	50.664	5,56	111.390	64.147	-42,41
HUNGARY	2.612	8.123	210,99	49.740	79.427	59,68
POLAND	12.452	20.768	66,78	181.738	364.626	100,63
ROMANIA	16	996	6.125,00	1.234	35.046	2.740,03
BULGARIA	1.025	295	-71,22	33.535	10.059	-70,00
YUGOSLAVIA	150	483	222,00	3.960	7.853	98,31
BELARUS	33	0	-100,00	2.170	0	-100,00
KAZAKHSTAN	0	25	-	0	1.369	-
MOLDOVA, REPUBLIC OF	0	27	-	0	762	-
UKRAINE	9.517	87.195	816,20	161.084	1.211.354	652,00
ESTONIA	5.425	874	-83,89	39.153	17.136	-56,23
CROATIA	2.394	4.359	82,08	50.335	6.262	-87,56
MALTA	5.265	10.044	90,77	22.755	30.038	32,01
SLOVAKIA	949	3.995	320,97	4.236	78.399	1.750,78
SLOVENIA	0	352	-	0	5.373	-
CZECH REPUBLIC	3.048	12.799	319,91	91.187	385.303	322,54
RUSSIA FEDERATION	29.328	63.757	117,39	701.500	1.472.715	109,94
-KAIN TENUN	22.363.158	22.407.507	0,20	105.275.642	114.076.565	8,36
JAPAN	2.492.513	2.817.036	13,02	9.738.033	11.887.507	22,07
HONG KONG	740.054	678.544	-8,31	4.020.755	3.815.053	-5,12
KOREA, REPUBLIC OF	275.888	393.854	42,76	1.170.876	1.414.180	20,78
TAIWAN	61.576	556.890	804,39	231.236	3.607.962	1.460,29
CHINA	486.422	525.764	8,09	3.173.475	3.899.041	22,86
MACAU	12.502	1.417	-88,67	79.091	8.642	-89,07
PAPUA NEW GUINEA	18.546	16.899	-8,88	90.071	65.081	-27,74
THAILAND	606.210	556.572	-8,19	2.770.960	2.672.760	-3,54
SINGAPORE	259.123	298.512	15,20	1.682.930	1.679.928	-0,18

TABEL 5. PERKEMBANGAN EKSPOR INDONESIA MENURUT KOMODITI DAN NEGARA TUJUAN

JENIS BARANG	BERAT BERSIH (KG)		PERUB	NILAI FOB (US \$)		PERUB
	JAN-JAN 2006	JAN-JAN 2007	%	JAN-JAN 2006	JAN-JAN 2007	%
(1)	(2)	(3)	(4)	(5)	(6)	(7)
PHILIPPINES	397.884	379.580	-4,60	3.715.233	3.855.884	3,79
MALAYSIA	1.324.461	1.478.127	11,60	4.687.964	5.348.253	14,08
MYANMAR (FORM. BURMA)	40.591	60.247	48,42	254.498	326.515	28,30
CAMBODIA	347.170	80.290	-76,87	1.167.627	344.131	-70,53
BRUNEI DARUSSALAM	16.284	3.889	-76,12	105.965	23.957	-77,39
VIET NAM	277.983	255.394	-8,13	1.766.190	1.465.012	-17,05
INDIA	175.738	232.968	32,57	1.088.031	1.483.344	36,33
PAKISTAN	68.332	73.982	8,27	229.453	242.637	5,75
BANGLADESH	630.040	752.543	19,44	2.714.187	3.678.311	35,52
SRI LANKA	353.319	316.948	-10,29	1.934.765	1.811.364	-6,38
IRAN (ISLAMIC REPUBLIC OF)	133.530	5.212	-96,10	571.984	15.000	-97,38
SAUDI ARABIA	571.499	706.615	23,64	3.284.235	3.926.573	19,56
KUWAIT	81.906	173.760	112,15	559.666	1.372.069	145,16
JORDAN	197.097	92.439	-53,10	1.039.196	562.268	-45,89
LEBANON	20.404	7.359	-63,93	107.887	42.487	-60,62
YEMEN	153.781	111.115	-27,74	909.787	560.155	-38,43
OMAN	61.660	14.813	-75,98	294.982	98.712	-66,54
SYRIA ARAB REPUBLIC	122.815	112.273	-8,58	709.305	665.219	-6,22
TURKEY	1.923.120	1.971.420	2,51	8.426.553	8.356.673	-0,83
UNITED ARAB EMIRATES	1.895.176	1.984.592	4,72	11.653.399	12.308.466	5,62
QATAR	33.017	8.507	-74,23	173.052	42.452	-75,47
BAHRAIN	27.009	5.828	-78,42	236.664	65.654	-72,26
CYPRUS	26.842	3.618	-86,52	139.016	22.793	-83,60
EGYPT	175.801	35.494	-79,81	656.722	86.719	-86,80
LIBYAN ARAB JAMAHIRIYA	56.000	78.082	39,43	283.499	385.104	35,84
MOROCCO	51.596	49.902	-3,28	471.621	253.473	-46,25
TUNISIA	18.561	6.259	-66,28	108.757	20.434	-81,21
SUDAN	51.184	18.530	-63,80	336.998	115.523	-65,72
LESOTHO	47.441	52.287	10,21	173.072	145.232	-16,09
ETHIOPIA	0	6.488	-	0	46.999	-
MADAGASCAR	48.181	21.149	-56,11	178.931	75.749	-57,67
SOMALIA	0	11.745	-	0	60.762	-
KENYA	117.806	155.948	32,38	471.152	777.577	65,04
MOZAMBIQUE	123.452	0	-100,00	182.463	0	-100,00
TOGO	18.189	0	-100,00	69.165	0	-100,00
GHANA	16.054	45.755	185,01	90.261	156.829	73,75
CAMEROON	9.424	15.099	60,22	63.808	88.812	39,19
NIGERIA	724	0	-100,00	23.420	0	-100,00
MALI	1.428	0	-100,00	12.071	0	-100,00
BENIN	17.262	11.596	-32,82	162.205	43.548	-73,15
DJIBOUTI	8.918	9.883	10,82	40.350	34.503	-14,49
SWAZILAND	20.126	0	-100,00	46.202	0	-100,00
SOUTH AFRICA	231.818	297.434	28,30	1.280.471	1.427.514	11,48
ZIMBABWE	4.151	54.027	1.201,54	22.527	195.873	769,50
MAURITIUS	0	40.311	-	0	201.651	-
ZAIRE	12.600	0	-100,00	99.351	0	-100,00
AUSTRALIA	248.331	329.049	32,50	885.337	1.054.993	19,16
NEW ZEALAND	20.923	47.172	125,46	121.278	285.444	135,36
VANUATU	0	422	-	0	123	-
FIJI	10.946	18.104	65,39	71.023	69.358	-2,34
EAST TIMOR	787	0	-100,00	1.153	0	-100,00
UNITED STATES	1.275.273	1.143.437	-10,34	6.152.102	8.085.648	31,43
CANADA	97.483	87.378	-10,37	563.892	588.343	4,34
MEXICO	398.667	344.154	-13,67	1.478.456	1.589.015	7,48
GUATEMALA	27.175	9.659	-64,46	68.932	86.549	25,56
HONDURAS	0	21.852	-	0	305.586	-
NICARAGUA	0	44	-	0	185	-
PANAMA	60.495	66.098	9,26	310.059	274.273	-11,54
CHILE	57.774	60.939	5,48	235.991	201.604	-14,57
VENEZUELA	43.546	8.930	-79,49	159.387	60.896	-61,79
ARGENTINA	63.974	10.384	-83,77	261.398	56.384	-78,43
BRAZIL	93.741	101.985	8,79	569.398	720.295	26,50
COLOMBIA	27.253	47.640	74,81	160.274	285.088	77,88
ECUADOR	0	5.599	-	0	23.576	-
PERU	9.888	27.513	178,25	54.945	170.452	210,22
DOMINICAN REPUBLIC	46.474	30.519	-34,33	312.512	181.583	-41,90
EL SALVADOR	34.148	0	-100,00	168.193	0	-100,00
COSTA RICA	163	0	-100,00	232	0	-100,00
FRENCH POLYNESIA	1.495	3.115	108,36	20.892	33.395	59,85
MARTINIQUE	0	14	-	0	175	-
NETHERLANDS ANTILLES	561	0	-100,00	3.938	0	-100,00
UNITED KINGDOM	347.347	463.353	33,40	1.778.996	2.758.843	55,08
NETHERLANDS	582.913	499.630	-14,29	2.253.571	2.068.080	-8,23
FRANCE	249.176	120.247	-51,74	1.129.090	1.418.334	25,62
GERMANY, FED. REP. OF	882.423	455.668	-48,36	4.098.599	2.329.653	-43,16
AUSTRIA	8.191	359	-95,62	51.095	4.425	-91,34
BELGIUM	251.424	418.144	66,31	875.481	1.232.527	40,78
SWITZERLAND	6	0	-100,00	67	0	-100,00

TABEL 5. PERKEMBANGAN EKSPOR INDONESIA MENURUT KOMODITI DAN NEGARA TUJUAN

JENIS BARANG	BERAT BERSIH (KG)		PERUB	NILAI FOB (US \$)		PERUB
	JAN-JAN 2006	JAN-JAN 2007	%	JAN-JAN 2006	JAN-JAN 2007	%
(1)	(2)	(3)	(4)	(5)	(6)	(7)
DENMARK	15.893	25.347	59,49	108.830	172.581	58,58
NORWAY	0	22.037	-	0	97.022	-
SWEDEN	410	1.584	286,34	2.508	12.733	407,70
FINLAND	38.877	65.718	69,04	251.060	422.351	68,23
IRELAND	189	0	-100,00	1.900	0	-100,00
ITALY	1.690.747	1.377.418	-18,53	5.487.709	4.726.038	-13,88
SPAIN	366.225	507.096	38,47	1.337.142	1.921.791	43,72
PORTUGAL	92.469	50.463	-45,43	405.782	214.829	-47,06
GREECE	52.764	22.093	-58,13	305.360	165.871	-45,68
HUNGARY	108.677	17.927	-83,50	407.301	148.495	-63,54
POLAND	125.198	142.022	13,44	772.104	889.617	15,22
BULGARIA	10.222	13.107	28,22	57.420	72.811	26,80
BELARUS	16.792	33.622	100,23	105.308	235.153	123,30
UKRAINE	90.844	80.558	-11,32	536.883	573.386	6,80
UZBEKISTAN	19.547	39.378	101,45	14.661	105.096	616,84
LATVIA	183	3.750	1.949,18	2.924	10.313	252,70
ESTONIA	5.298	0	-100,00	15.844	0	-100,00
MALTA	0	114	-	0	771	-
SLOVAKIA	9.290	28.660	208,50	79.295	151.146	90,61
CZECH REPUBLIC	7.882	12.616	60,06	57.382	86.047	49,95
RUSSIA FEDERATION	7.866	55.593	606,75	39.826	401.302	907,64
-TEKSTIL LAINNYA	92.537.152	97.664.824	5,54	192.645.087	216.217.726	12,24
JAPAN	6.494.899	7.148.302	10,06	17.818.303	21.039.434	18,08
HONG KONG	3.149.062	2.734.922	-13,15	6.134.117	4.958.480	-19,17
KOREA, DEMOCRATIC PEOPLE'S REPL	82.666	0	-100,00	181.929	0	-100,00
KOREA, REPUBLIC OF	7.481.490	8.298.675	10,92	17.102.440	19.688.792	15,12
TAIWAN	2.681.249	3.046.455	13,62	5.210.130	5.351.405	2,71
CHINA	3.127.349	4.546.997	45,39	6.253.372	8.521.439	36,27
MACAU	263.994	509	-99,81	688.070	20.658	-97,00
PAPUA NEW GUINEA	30.362	1.414	-95,34	68.118	5.955	-91,26
THAILAND	2.319.499	2.231.773	-3,78	5.622.669	5.529.015	-1,67
SINGAPORE	2.437.000	1.410.841	-42,11	4.810.978	3.443.199	-28,43
PHILIPPINES	2.575.235	1.333.008	-48,24	4.814.669	2.751.941	-42,84
MALAYSIA	2.486.303	2.663.131	7,11	5.596.010	6.303.532	12,64
MYANMAR (FORM. BURMA)	11.819	6.251	-47,11	55.737	39.847	-28,51
CAMBODIA	57.306	33.970	-40,72	189.594	138.292	-27,06
BRUNEI DARUSSALAM	15.787	15.995	1,32	11.842	53.549	352,20
VIET NAM	2.749.186	2.449.710	-10,89	4.536.890	4.400.829	-3,00
MALDIVES	2.424	9.364	286,30	27.362	88.249	76,34
INDIA	5.331.138	1.945.312	-63,51	7.392.204	3.484.968	-52,86
PAKISTAN	3.043.258	1.119.508	-63,21	4.606.730	2.089.746	-54,64
BANGLADESH	2.120.502	2.498.225	17,81	5.087.945	5.288.625	3,94
SRI LANKA	1.131.704	1.360.504	20,22	3.033.435	3.698.469	21,92
IRAN (ISLAMIC REPUBLIC OF)	2.468.974	1.868.057	-24,34	5.438.334	3.386.777	-37,72
SAUDI ARABIA	95.497	224.429	135,01	491.149	965.697	96,62
KUWAIT	26.142	21.950	-16,04	161.592	184.125	13,94
JORDAN	42.428	70.630	66,47	89.530	146.605	63,75
LEBANON	16.959	1.836	-89,17	66.962	122.385	82,77
YEMEN	118.549	62.215	-47,52	346.864	242.749	-30,02
OMAN	10.668	5.936	-44,36	48.978	24.241	-50,51
SYRIA ARAB REPUBLIC	676.197	421.664	-37,64	986.173	670.223	-32,04
TURKEY	5.118.722	7.173.211	40,14	9.082.039	15.521.152	70,90
UNITED ARAB EMIRATES	246.661	372.735	51,11	1.970.757	1.585.830	-19,53
QATAR	0	2.370	-	0	4.804	-
CYPRUS	54	94	74,07	393	579	47,33
EGYPT	3.623.333	2.588.383	-28,56	5.903.717	4.186.298	-29,09
LIBYAN ARAB JAMAHIRIYA	0	11.286	-	0	16.416	-
MOROCCO	816.448	629.554	-22,89	991.991	786.855	-20,68
TUNISIA	37.714	83.530	121,48	76.695	212.061	176,50
ALGERIA	213.753	182.140	-14,79	386.869	304.492	-21,29
ETHIOPIA	6.600	0	-100,00	22.770	0	-100,00
TANZANIA, UNITED REPUBLIC OF	50.688	150	-99,70	99.348	100	-99,90
MADAGASCAR	0	9.096	-	0	39.551	-
KENYA	50.445	174.504	245,93	58.465	239.057	308,89
REUNION	1.347	2.007	49,00	1.712	1.313	-23,31
TOGO	0	14	-	0	17	-
GHANA	34.530	81.428	135,82	159.008	324.551	104,11
CONGO	22.680	0	-100,00	78.246	0	-100,00
NIGERIA	0	14.561	-	0	33.495	-
GABON	0	2.001	-	0	1.377	-
COTE D'IVOIRE	28.644	0	-100,00	78.857	0	-100,00
SENEGAL	3	18.512	616.966,67	5	60.756	1.215.020,00
MAURITANIA	9.300	162.792	1.650,45	195.000	520.976	167,17
BENIN	43.998	0	-100,00	378.109	0	-100,00
GAMBIA	9.604	0	-100,00	8.039	0	-100,00
U.S. VIRGIN ISLANDS	42	20	-52,38	316	60	-81,01
SEYCHELLES	76	105	38,16	1.354	485	-64,18

TABEL 5. PERKEMBANGAN EKSPOR INDONESIA MENURUT KOMODITI DAN NEGARA TUJUAN

JENIS BARANG	BERAT BERSIH (KG)		PERUB	NILAI FOB (US \$)		PERUB
	JAN-JAN 2006	JAN-JAN 2007	%	JAN-JAN 2006	JAN-JAN 2007	%
	(1)	(2)	(3)	(4)	(5)	(6)
UGANDA		90	28,57	900	90	-90,00
DJIBOUTI	199.998	204.280	2,14	470.000	523.900	11,47
SOUTH AFRICA	422.026	526.425	24,74	908.522	1.169.991	28,78
ZIMBABWE	7.400	272	-96,32	60.952	1.668	-97,26
ZAMBIA	8.191	0	-100,00	19.694	0	-100,00
MAURITIUS	94.160	28.626	-69,60	266.447	124.287	-53,35
AUSTRALIA	1.107.567	1.627.549	46,95	2.474.861	3.424.847	38,39
NEW ZEALAND	241.699	223.052	-7,71	798.493	637.856	-20,12
GUAM	122	0	-100,00	855	0	-100,00
PALAU	34	0	-100,00	4.728	0	-100,00
NEW CALEDONIA	2.510	2.597	3,47	16.089	12.248	-23,87
NORTHERN MARIANA ISLANDS	0	176	-	0	1.217	-
VANUATU	241	342	41,91	455	100	-78,02
WALLIS AND FUTUNA ISLANDS	1.142	127	-88,88	1.487	246	-83,46
COOK ISLANDS	2.023	399	-80,28	3.612	6.970	92,97
FIJI	10.472	3.387	-67,66	51.256	9.440	-81,58
EAST TIMOR	148	45.113	30.381,76	87	82.735	94.997,70
UNITED STATES	6.929.825	6.704.389	-3,25	15.589.638	15.560.822	-0,18
CANADA	370.096	484.867	31,01	812.623	1.205.755	48,38
MEXICO	759.501	1.163.359	53,17	1.408.787	2.290.460	62,58
GUATEMALA	23.189	83.248	259,00	32.603	185.942	470,32
PANAMA	43.559	12.600	-71,07	100.401	26.880	-73,23
SURINAME	0	25.317	-	0	54.397	-
CHILE	295.701	398.574	34,79	676.711	959.081	41,73
VENEZUELA	554.816	235.535	-57,55	1.289.236	402.433	-68,79
ARGENTINA	1.332.208	1.724.932	29,48	2.664.555	3.762.466	41,20
BRAZIL	6.659.994	10.521.655	57,98	11.107.234	20.996.517	89,03
COLOMBIA	505.420	541.778	7,19	1.036.444	1.068.901	3,13
URUGUAY	98.915	8.183	-91,73	190.485	15.203	-92,02
ECUADOR	25.200	205.101	713,89	27.720	326.895	1.079,27
PERU	146.996	120.251	-18,19	283.392	168.910	-40,40
TRINIDAD AND TOBAGO	15.428	0	-100,00	27.226	0	-100,00
BAHAMAS	547	868	58,68	195	1.110	469,23
JAMAICA	44.278	22.714	-48,70	66.931	43.622	-34,83
PUERTO RICO	320	0	-100,00	6.358	0	-100,00
DOMINICAN REPUBLIC	45.043	429	-99,05	97.065	934	-99,04
EL SALVADOR	66.941	77.478	15,74	105.149	137.013	30,30
COSTA RICA	4.429	23.350	427,21	5.621	77.595	1.280,45
CAYMAN ISLANDS	0	59	-	0	16	-
FRENCH GUIANA	0	301	-	0	984	-
FRENCH POLYNESIA	8.721	18.612	113,42	17.306	57.881	234,46
MARTINIQUE	115	3.080	2.578,26	1.077	11.158	936,03
NETHERLANDS ANTILLES	1.636	180	-89,00	26.825	1.679	-93,74
SAINT LUCIA	0	62	-	0	866	-
TURKS AND CAICOS ISLANDS	417	0	-100,00	120	0	-100,00
GUADELOUPE	2.132	504	-76,36	6.582	1.220	-81,46
SAINT KITTS AND NEVIS	0	266	-	0	3.653	-
UNITED KINGDOM	844.757	1.165.595	37,98	2.208.166	2.622.381	18,76
NETHERLANDS	489.911	390.333	-20,33	1.049.145	1.119.163	6,67
FRANCE	89.060	201.846	126,64	523.313	946.382	80,84
GERMANY, FED. REP. OF	1.759.084	2.511.266	42,76	4.347.752	6.512.701	49,79
AUSTRIA	730	17.179	2.253,29	6.693	68.035	916,51
BELGIUM	1.884.348	2.529.072	34,21	3.712.755	5.411.489	45,75
SWITZERLAND	23.670	5.845	-75,31	52.472	28.635	-45,43
DENMARK	67.032	76.387	13,96	238.048	226.659	-4,78
NORWAY	6.806	84.422	1.140,41	78.174	525.599	572,35
SWEDEN	178.944	169.984	-5,01	1.049.587	890.624	-15,15
FINLAND	24.191	137.372	467,86	55.350	252.291	355,81
IRELAND	257	1	-99,61	126	8	-93,65
ITALY	2.470.828	3.967.016	60,55	5.127.024	8.220.434	60,34
SPAIN	1.551.533	2.433.636	56,85	3.371.740	5.357.305	58,89
PORTUGAL	307.039	443.442	44,43	727.645	896.835	23,25
GREECE	524.010	607.894	16,01	1.262.837	1.497.118	18,55
HUNGARY	106.086	168.577	58,91	341.872	293.645	-14,11
POLAND	508.654	318.145	-37,45	965.442	687.720	-28,77
ROMANIA	0	65.418	-	0	118.816	-
BULGARIA	0	54.383	-	0	103.286	-
KAZAKHSTAN	0	3.600	-	0	1.046	-
UKRAINE	0	23.414	-	0	44.486	-
LITHUANIA	135.862	95.244	-29,90	214.524	191.513	-10,73
LATVIA	0	17.346	-	0	55.506	-
ESTONIA	0	22.000	-	0	33.615	-
GEORGIA	4.088	0	-100,00	1.800	0	-100,00
CROATIA	21	0	-100,00	150	0	-100,00
MALTA	0	607	-	0	1.225	-
SLOVAKIA	35.638	0	-100,00	56.463	0	-100,00
SLOVENIA	0	37.822	-	0	47.127	-
CZECH REPUBLIC	126.366	8.505	-93,27	207.468	55.279	-73,36

TABEL 5. PERKEMBANGAN EKSPOR INDONESIA MENURUT KOMODITI DAN NEGARA TUJUAN

JENIS BARANG	BERAT BERSIH (KG)		PERUB	NILAI FOB (US \$)		PERUB
	JAN-JAN 2006	JAN-JAN 2007	%	JAN-JAN 2006	JAN-JAN 2007	%
(1)	(2)	(3)	(4)	(5)	(6)	(7)
RUSSIA FEDERATION	2.719	28.270	939,72	22.003	211.364	860,61
-BARANG DARI KARET	31.875.518	37.159.409	16,58	84.076.957	102.839.566	22,32
JAPAN	6.716.685	6.740.489	0,35	18.112.637	19.909.919	9,92
HONG KONG	390.809	318.211	-18,58	1.159.079	1.275.549	10,05
KOREA, REPUBLIC OF	482.192	310.238	-35,66	1.157.320	532.217	-54,01
TAIWAN	337.917	284.591	-15,78	961.303	828.936	-13,77
CHINA	222.523	1.916.739	761,37	511.783	3.752.635	633,25
PAPUA NEW GUINEA	250.252	117.205	-53,17	543.186	317.711	-41,51
THAILAND	439.689	696.410	58,39	1.648.263	2.368.151	43,68
SINGAPORE	616.688	462.593	-24,99	3.723.254	3.865.908	3,83
PHILIPPINES	845.306	962.453	13,86	1.571.760	1.483.718	-5,60
MALAYSIA	938.297	1.034.251	10,23	1.795.840	2.102.931	17,10
MYANMAR (FORM. BURMA)	39.328	56.274	43,09	82.119	123.697	50,63
CAMBODIA	78.407	44.735	-42,95	172.692	121.984	-29,36
BRUNEI DARUSSALAM	37.995	18.342	-51,73	75.922	49.779	-34,43
LAO PEOPLE'S DEMOCRATIC REPUBLI	6.226	437	-92,98	14.809	1.317	-91,11
NEPAL	9.277	4.985	-46,26	21.224	14.061	-33,75
VIET NAM	235.581	304.059	29,07	672.799	833.929	23,95
MALDIVES	5.887	0	-100,00	14.441	0	-100,00
INDIA	81.099	187.824	131,60	182.352	314.803	72,63
PAKISTAN	261.383	224.184	-14,23	568.421	498.690	-12,27
BANGLADESH	154.868	173.521	12,04	286.808	396.805	38,35
SRI LANKA	185.080	336.183	81,64	418.061	686.112	64,12
AFGHANISTAN	30.832	24.769	-19,66	80.909	62.228	-23,09
IRAQ	12.174	0	-100,00	33.801	0	-100,00
IRAN (ISLAMIC REPUBLIC OF)	291.210	218.798	-24,87	736.483	477.754	-35,13
SAUDI ARABIA	1.151.963	1.951.621	69,42	2.543.702	4.951.726	94,67
KUWAIT	63.657	0	-100,00	145.083	0	-100,00
JORDAN	193.057	237.485	23,01	314.854	590.846	87,66
LEBANON	160.193	105.484	-34,15	373.802	273.868	-26,73
YEMEN	252.860	263.898	4,37	557.452	718.224	28,84
OMAN	18.825	96.476	412,49	38.164	262.715	588,38
SYRIA ARAB REPUBLIC	122.672	144.349	17,67	299.367	348.220	16,32
TURKEY	252.018	212.430	-15,71	640.299	608.987	-4,89
UNITED ARAB EMIRATES	1.456.037	1.617.063	11,06	3.428.959	3.999.571	16,64
QATAR	42.726	32.551	-23,81	97.587	84.584	-13,32
BAHRAIN	0	8.987	-	0	22.629	-
CYPRUS	19.116	5.284	-72,36	62.084	13.746	-77,86
EGYPT	823.374	671.554	-18,44	1.713.726	1.588.325	-7,32
LIBYAN ARAB JAMAHIRIYA	112.816	139.855	23,97	274.945	363.154	32,08
MOROCCO	454	4.303	847,80	2.020	10.747	432,03
TUNISIA	10.674	6.090	-42,95	26.537	17.800	-32,92
ALGERIA	0	32.147	-	0	77.654	-
SUDAN	29.297	12.495	-57,35	68.170	34.491	-49,40
TANZANIA, UNITED REPUBLIC OF	29.235	0	-100,00	61.348	0	-100,00
KENYA	11.598	9.283	-19,96	29.113	22.929	-21,24
REUNION	16.972	529	-96,88	57.065	176	-99,69
MOZAMBIQUE	14.208	0	-100,00	34.625	0	-100,00
GHANA	89.173	22.248	-75,05	74.244	54.396	-26,73
GUINEA	750	0	-100,00	1.500	0	-100,00
NIGERIA	115.257	89.057	-22,73	185.996	203.353	9,33
COTE D'IVOIRE	10.585	0	-100,00	19.210	0	-100,00
BENIN	27.655	0	-100,00	72.469	0	-100,00
UGANDA	27.957	15.912	-43,08	71.407	52.650	-26,27
DJIBOUTI	47.599	58.812	23,56	69.278	132.925	91,87
SOUTH AFRICA	120.920	119.577	-1,11	297.722	315.465	5,96
MALAWI	5.516	0	-100,00	13.844	0	-100,00
MAURITIUS	0	5.864	-	0	14.700	-
AUSTRALIA	540.944	780.584	44,30	1.372.384	2.154.584	57,00
NEW ZEALAND	71.992	252.018	250,06	187.382	718.210	283,29
MICRONESIA, FEDERATED STATES OF	14	0	-100,00	57	0	-100,00
VANUATU	3.983	4.124	3,54	9.530	11.452	20,17
FIJI	17.744	14.620	-17,61	39.028	40.551	3,90
SAMOA	11.458	2.499	-78,19	26.270	23.833	-9,28
SOLOMON ISLANDS	389	0	-100,00	5.190	0	-100,00
EAST TIMOR	6.247	0	-100,00	3.727	0	-100,00
UNITED STATES	5.960.291	7.823.490	31,26	16.534.158	22.056.642	33,40
CANADA	112.270	172.960	54,06	217.388	473.380	117,76
MEXICO	59.485	107.295	80,37	141.572	269.820	90,59
GUATEMALA	0	22.211	-	0	60.225	-
HONDURAS	0	48.613	-	0	88.199	-
NICARAGUA	0	7.810	-	0	19.913	-
PANAMA	1	30.619	3.061.800,00	4	92.487	2.312.075,00
CHILE	33.189	23.783	-28,34	44.886	48.452	7,94
VENEZUELA	0	26.332	-	0	85.200	-
ARGENTINA	38.080	43.930	15,36	91.615	109.712	19,75
BRAZIL	106.284	112.957	6,28	241.357	267.378	10,78

TABEL 5. PERKEMBANGAN EKSPOR INDONESIA MENURUT KOMODITI DAN NEGARA TUJUAN

JENIS BARANG	BERAT BERSIH (KG)		PERUB	NILAI FOB (US \$)		PERUB
	JAN-JAN 2006	JAN-JAN 2007	%	JAN-JAN 2006	JAN-JAN 2007	%
(1)	(2)	(3)	(4)	(5)	(6)	(7)
COLOMBIA	34.636	56.129	62,05	86.634	160.945	85,78
URUGUAY	15.131	0	-100,00	28.427	0	-100,00
ECUADOR	1	0	-100,00	4	0	-100,00
JAMAICA	62.291	114.219	83,36	140.262	286.137	104,00
PUERTO RICO	0	4.281	-	0	13.230	-
DOMINICAN REPUBLIC	57.831	43.323	-25,09	145.623	124.918	-14,22
COSTA RICA	17.162	51.580	200,55	39.395	133.458	238,77
HAITI	12.109	0	-100,00	30.468	0	-100,00
DOMINICA	15.874	20.849	31,34	40.000	48.695	21,74
UNITED KINGDOM	1.218.835	1.608.471	31,97	3.204.459	4.601.300	43,59
NETHERLANDS	508.232	537.410	5,74	1.154.517	1.630.558	41,23
FRANCE	209.599	201.839	-3,70	544.349	582.056	6,93
GERMANY, FED. REP. OF	1.648.049	1.094.394	-33,59	5.397.953	3.690.040	-31,64
AUSTRIA	10.169	660	-93,51	28.294	4.823	-82,95
BELGIUM	540.062	897.375	66,16	1.255.505	2.471.949	96,89
LUXEMBOURG	0	26	-	0	184	-
DENMARK	75.548	114.461	51,51	134.257	276.628	106,04
NORWAY	94.925	67.479	-28,91	274.585	186.150	-32,21
SWEDEN	271.756	135.990	-49,96	792.063	362.349	-54,25
FINLAND	272.724	390.801	43,30	731.450	1.087.022	48,61
IRELAND	35.859	38.905	8,49	97.214	120.347	23,80
ITALY	1.074.443	939.924	-12,52	2.766.628	2.670.867	-3,46
SPAIN	354.709	205.285	-42,13	869.264	595.429	-31,50
PORTUGAL	167.854	501.080	198,52	491.605	1.401.258	185,04
GREECE	57.432	94.775	65,02	151.135	228.517	51,20
HUNGARY	20.060	46.181	130,21	66.130	157.827	138,66
POLAND	68.370	9.815	-85,64	153.903	101.653	-33,95
BULGARIA	35.549	22.311	-37,24	55.716	60.525	8,63
ARMENIA	12.454	0	-100,00	32.976	0	-100,00
AZERBAIJAN	10.671	0	-100,00	25.254	0	-100,00
UKRAINE	19.528	0	-100,00	38.053	0	-100,00
LITHUANIA	47.170	0	-100,00	113.151	0	-100,00
LATVIA	0	71.126	-	0	168.666	-
ESTONIA	0	33.520	-	0	104.986	-
GEORGIA	13.608	27.314	100,72	32.505	75.612	132,62
MALTA	11.655	0	-100,00	35.153	0	-100,00
CZECH REPUBLIC	5.786	8.638	49,29	18.200	46.961	158,03
RUSSIA FEDERATION	16.196	46.758	188,70	67.439	143.723	113,12
-SHEET	24.874.765	25.159.881	1,15	39.956.114	42.135.755	5,46
JAPAN	9.892.765	7.478.417	-24,41	15.829.970	12.312.309	-22,22
KOREA, REPUBLIC OF	655.810	759.580	15,82	1.067.427	1.274.502	19,40
TAIWAN	663.426	280.386	-57,74	1.060.787	472.225	-55,48
CHINA	2.725.978	3.207.583	17,67	4.411.157	5.361.542	21,55
SINGAPORE	119.106	412.341	246,20	209.410	794.256	279,28
PHILIPPINES	403.200	302.400	-25,00	647.136	469.083	-27,51
INDIA	0	2.198.562	-	0	3.646.246	-
SRI LANKA	40.320	0	-100,00	61.690	0	-100,00
TURKEY	76.800	96.000	25,00	133.584	182.514	36,63
EGYPT	302.400	161.280	-46,67	492.248	264.806	-46,20
ALGERIA	0	21.420	-	0	36.199	-
KENYA	80.640	0	-100,00	129.024	0	-100,00
SOUTH AFRICA	181.440	581.760	220,63	289.397	997.872	244,81
AUSTRALIA	60.480	200.752	231,93	96.466	331.057	243,19
NEW ZEALAND	0	60.480	-	0	102.816	-
UNITED STATES	1.262.299	1.947.400	54,27	2.059.528	3.263.499	58,46
CANADA	829.080	891.517	7,53	1.332.149	1.596.537	19,85
MEXICO	503.999	544.320	8,00	793.469	900.396	13,48
CHILE	60.480	0	-100,00	96.163	0	-100,00
VENEZUELA	302.400	0	-100,00	482.227	0	-100,00
ARGENTINA	0	20.160	-	0	37.901	-
BRAZIL	322.560	78.720	-75,60	493.708	138.174	-72,01
PERU	100.800	0	-100,00	161.280	0	-100,00
GUADELOUPE	2	0	-100,00	25	0	-100,00
UNITED KINGDOM	1.088.640	321.600	-70,46	1.750.291	518.253	-70,39
NETHERLANDS	1.114.440	927.360	-16,79	1.779.007	1.556.756	-12,49
FRANCE	169.042	107.100	-36,64	279.508	162.042	-42,03
GERMANY, FED. REP. OF	260.159	1.085.826	317,37	433.715	1.842.222	324,75
BELGIUM	1.874.646	1.266.240	-32,45	2.993.680	2.113.213	-29,41
ITALY	107.100	148.680	38,82	172.059	233.554	35,74
SPAIN	141.120	463.680	228,57	224.986	784.798	248,82
GREECE	0	100.800	-	0	161.289	-
POLAND	1.310.400	706.932	-46,05	2.102.063	1.189.153	-43,43
ROMANIA	60.480	85.680	41,67	99.187	137.088	38,21
BULGARIA	0	19.200	-	0	34.176	-
BELARUS	0	366.116	-	0	633.462	-
UKRAINE	0	38.466	-	0	91.412	-
SLOVENIA	0	39.360	-	0	66.101	-

TABEL 5. PERKEMBANGAN EKSPOR INDONESIA MENURUT KOMODITI DAN NEGARA TUJUAN

JENIS BARANG	BERAT BERSIH (KG)		PERUB	NILAI FOB (US \$)		PERUB
	JAN-JAN 2006	JAN-JAN 2007	%	JAN-JAN 2006	JAN-JAN 2007	%
(1)	(2)	(3)	(4)	(5)	(6)	(7)
RUSSIA FEDERATION	164.753	239.763	45,53	274.773	430.302	56,60
-CRUMB RUBBER	150.876.212	166.885.986	10,61	236.357.408	274.261.853	16,04
JAPAN	26.542.703	22.421.239	-15,53	41.047.496	35.937.385	-12,45
HONG KONG	0	80.640	-	0	142.256	-
KOREA, REPUBLIC OF	4.986.660	7.791.420	56,25	7.866.783	12.595.431	60,11
TAIWAN	705.599	887.038	25,71	1.037.792	1.475.737	42,20
CHINA	13.959.279	15.251.845	9,26	21.967.470	25.363.889	15,46
SINGAPORE	11.323.617	12.193.064	7,68	18.379.950	20.080.066	9,25
MALAYSIA	0	201.600	-	0	294.336	-
VIET NAM	201.600	2.217.597	1.000,00	328.910	3.757.763	1.042,49
INDIA	20.160	4.959.359	24.500,00	32.333	8.128.684	25.040,52
PAKISTAN	0	362.879	-	0	568.508	-
IRAN (ISLAMIC REPUBLIC OF)	0	504.000	-	0	911.696	-
TURKEY	2.074.639	2.497.919	20,40	3.338.848	4.099.664	22,79
UNITED ARAB EMIRATES	40.320	0	-100,00	71.971	0	-100,00
EGYPT	0	40.320	-	0	69.754	-
TUNISIA	322.560	100.800	-68,75	510.454	187.226	-63,32
ALGERIA	21.420	128.520	500,00	34.943	224.777	543,27
KENYA	100.800	100.800	0,00	140.112	182.791	30,46
SOUTH AFRICA	1.972.800	2.096.640	6,28	3.142.634	3.564.794	13,43
AUSTRALIA	1.572.480	846.720	-46,15	2.399.448	1.361.597	-43,25
NEW ZEALAND	305.400	100.800	-66,99	489.214	173.376	-64,56
EAST TIMOR	42.840	60.480	41,18	68.944	103.924	50,74
UNITED STATES	50.614.703	59.960.407	18,46	78.797.102	98.725.216	25,29
CANADA	3.981.600	2.869.439	-27,93	6.230.469	4.657.173	-25,25
MEXICO	1.968.960	2.092.159	6,26	3.064.457	3.410.416	11,29
CHILE	1.219.719	322.559	-73,55	1.917.244	543.922	-71,63
VENEZUELA	608.000	0	-100,00	953.468	0	-100,00
ARGENTINA	1.330.560	1.145.340	-13,92	2.015.221	1.812.045	-10,08
BRAZIL	4.049.278	2.723.278	-32,75	6.251.250	4.566.434	-26,95
COLOMBIA	2.338.558	900.480	-61,49	3.736.604	1.457.055	-61,01
ECUADOR	100.800	302.400	200,00	156.673	476.684	204,25
PERU	584.640	349.440	-40,23	922.138	547.651	-40,61
COSTA RICA	136.716	302.400	121,19	193.536	525.289	171,42
UNITED KINGDOM	901.200	1.543.500	71,27	1.375.795	2.544.420	84,94
NETHERLANDS	1.275.420	1.295.279	1,56	1.965.825	2.180.749	10,93
FRANCE	1.996.139	3.747.534	87,74	3.119.826	6.074.958	94,72
GERMANY, FED. REP. OF	6.975.358	5.745.600	-17,63	11.172.657	9.937.305	-11,06
BELGIUM	844.866	2.369.279	180,43	1.337.077	3.854.091	188,25
LUXEMBOURG	826.560	0	-100,00	1.377.979	0	-100,00
SWEDEN	141.120	141.120	0,00	231.647	219.761	-5,13
IRELAND	42.840	0	-100,00	68.944	0	-100,00
ITALY	1.669.500	1.877.399	12,45	2.668.673	3.151.447	18,09
SPAIN	1.892.520	2.624.580	38,68	2.956.842	4.261.216	44,11
PORTUGAL	20.160	0	-100,00	22.655	0	-100,00
GREECE	282.240	80.640	-71,43	406.831	130.540	-67,91
HUNGARY	292.320	42.840	-85,34	472.661	70.488	-85,09
POLAND	621.180	1.333.077	114,60	957.092	2.186.666	128,47
ROMANIA	498.960	1.126.440	125,76	789.149	1.808.121	129,12
YUGOSLAVIA	40.320	0	-100,00	63.778	0	-100,00
SLOVENIA	1.374.180	794.100	-42,21	2.178.681	1.301.147	-40,28
CZECH REPUBLIC	0	120.960	-	0	220.557	-
RUSSIA FEDERATION	54.918	232.056	322,55	95.832	374.848	291,15
-CREPE	282.249	1.244.911	341,07	460.748	2.149.423	366,51
KOREA, REPUBLIC OF	0	15.120	-	0	24.844	-
CHINA	221.760	0	-100,00	363.828	0	-100,00
YEMEN	0	40.320	-	0	76.810	-
SOUTH AFRICA	0	100.800	-	0	158.760	-
AUSTRALIA	1	0	-100,00	17	0	-100,00
UNITED STATES	60.480	645.120	966,67	96.768	1.123.535	1.061,06
CANADA	0	80.640	-	0	141.926	-
UNITED KINGDOM	3	60.480	2.015.900,00	62	112.190	180.851,61
NETHERLANDS	3	0	-100,00	32	0	-100,00
FRANCE	2	100.800	5.039.900,00	41	170.392	415.490,24
GERMANY, FED. REP. OF	0	201.600	-	0	340.704	-
SPAIN	0	31	-	0	262	-
-BUNGKIL KELAPA	12.038.683	3.912.900	-67,50	647.023	421.247	-34,89
JAPAN	153.000	0	-100,00	22.350	0	-100,00
KOREA, REPUBLIC OF	6.302.903	316.740	-94,97	292.810	43.478	-85,15
TAIWAN	0	392.800	-	0	77.698	-
CHINA	5.411.000	0	-100,00	297.605	0	-100,00
MALAYSIA	35.000	0	-100,00	1.398	0	-100,00
VIET NAM	10.000	1.919.000	19.090,00	7.700	190.248	2.370,75
INDIA	36.130	0	-100,00	3.436	0	-100,00
PAKISTAN	90.650	334.360	268,85	21.724	40.123	84,69

TABEL 5. PERKEMBANGAN EKSPOR INDONESIA MENURUT KOMODITI DAN NEGARA TUJUAN

JENIS BARANG	BERAT BERSIH (KG)		PERUB	NILAI FOB (US \$)		PERUB
	JAN-JAN 2006	JAN-JAN 2007	%	JAN-JAN 2006	JAN-JAN 2007	%
(1)	(2)	(3)	(4)	(5)	(6)	(7)
GERMANY, FED. REP. OF	0	950.000	-	0	69.700	-
-DEDAK/BEKATUL	27.019.411	20.700.423	-23,39	2.489.284	2.127.117	-14,55
JAPAN	93.471	0	-100,00	11.316	0	-100,00
KOREA, REPUBLIC OF	26.685.940	20.699.940	-22,43	2.445.533	2.119.767	-13,32
TAIWAN	24.000	0	-100,00	1.080	0	-100,00
THAILAND	216.000	0	-100,00	31.355	0	-100,00
MALAYSIA	0	483	-	0	7.350	-
-LAINNYA	117.107.507	172.098.700	46,96	7.054.182	12.399.609	75,78
JAPAN	1.662.875	1.377.271	-17,18	419.972	290.250	-30,89
KOREA, REPUBLIC OF	24.104.856	12.137.559	-49,65	1.191.035	778.022	-34,68
TAIWAN	245.401	390.060	58,95	39.787	57.712	45,05
CHINA	0	522.400	-	0	423.465	-
THAILAND	15.461.280	7.639.011	-50,59	698.469	419.625	-39,92
SINGAPORE	2.414	18.379	661,35	936	30.001	3.105,24
PHILIPPINES	0	100	-	0	370	-
MALAYSIA	59.844	363.834	507,97	31.325	153.259	389,25
VIET NAM	3.069.070	4.911.930	60,05	181.099	292.394	61,46
INDIA	382.300	294.697	-22,91	161.680	102.330	-36,71
BANGLADESH	200.000	700.000	250,00	87.500	215.775	146,60
EGYPT	511.320	0	-100,00	102.264	0	-100,00
TANZANIA, UNITED REPUBLIC OF	0	18.000	-	0	18.206	-
NIGERIA	200.000	0	-100,00	101.000	0	-100,00
SOUTH AFRICA	13.000	65.000	400,00	10.420	53.375	412,24
AUSTRALIA	607.249	131.545	-78,34	147.947	124.565	-15,80
NEW ZEALAND	0	25.484.000	-	0	1.307.160	-
UNITED STATES	1.260	420	-66,67	20.994	7.040	-66,47
NETHERLANDS	70.583.498	88.327.254	25,14	3.825.573	6.166.787	61,20
GERMANY, FED. REP. OF	0	29.691.240	-	0	1.935.028	-
BELGIUM	3.140	0	-100,00	34.181	0	-100,00
POLAND	0	26.000	-	0	24.245	-
-MINYAK NILAM	162.858	0	-100,00	2.752.672	0	-100,00
JAPAN	3.704	0	-100,00	24.275	0	-100,00
TAIWAN	4	0	-100,00	162	0	-100,00
CHINA	5.760	0	-100,00	40.008	0	-100,00
THAILAND	149	0	-100,00	968	0	-100,00
SINGAPORE	44.878	0	-100,00	584.433	0	-100,00
MALAYSIA	444	0	-100,00	2.072	0	-100,00
INDIA	8.533	0	-100,00	149.640	0	-100,00
KENYA	180	0	-100,00	220	0	-100,00
AUSTRALIA	250	0	-100,00	5.650	0	-100,00
UNITED STATES	48.449	0	-100,00	1.027.647	0	-100,00
CHILE	1.000	0	-100,00	11.900	0	-100,00
BRAZIL	150	0	-100,00	3.676	0	-100,00
UNITED KINGDOM	3.148	0	-100,00	81.778	0	-100,00
NETHERLANDS	20.634	0	-100,00	334.247	0	-100,00
FRANCE	17.875	0	-100,00	373.898	0	-100,00
GERMANY, FED. REP. OF	3.200	0	-100,00	67.100	0	-100,00
SWITZERLAND	3.300	0	-100,00	17.800	0	-100,00
ITALY	1.200	0	-100,00	27.198	0	-100,00
-MINYAK ATSIRI LAINNYA	65.652	376.143	472,93	778.838	6.280.038	706,33
JAPAN	801	4.922	514,48	1.342	143.098	10.563,04
HONG KONG	0	453	-	0	861	-
TAIWAN	35	0	-100,00	1.143	0	-100,00
CHINA	0	1.202	-	0	13.200	-
THAILAND	860	314	-63,49	7.646	2.362	-69,11
SINGAPORE	46.875	179.253	282,41	451.473	1.960.482	334,24
PHILIPPINES	0	218	-	0	5.609	-
MALAYSIA	997	1.352	35,61	15.945	38.977	144,45
BRUNEI DARUSSALAM	0	368	-	0	1.662	-
INDIA	2.500	20.220	708,80	91.950	342.830	272,84
TURKEY	2.160	0	-100,00	9.736	0	-100,00
UNITED ARAB EMIRATES	0	4.000	-	0	115.200	-
SOUTH AFRICA	0	442	-	0	14.000	-
AUSTRALIA	27	47	74,07	654	401	-38,69
GUAM	0	2.000	-	0	4.410	-
UNITED STATES	6.522	61.220	838,67	131.590	1.231.241	835,66
CANADA	0	244	-	0	2.225	-
MEXICO	0	2.525	-	0	19.800	-
BRAZIL	197	197	0,00	7.708	7.807	1,28
UNITED KINGDOM	611	11.305	1.750,25	21.208	301.519	1.321,72
NETHERLANDS	3.347	3.807	13,74	11.439	42.450	271,10
FRANCE	672	18.168	2.603,57	23.561	400.992	1.601,93
GERMANY, FED. REP. OF	0	15.939	-	0	416.357	-
SWITZERLAND	40	21.948	54.770,00	3.400	675.055	19.754,56

TABEL 5. PERKEMBANGAN EKSPOR INDONESIA MENURUT KOMODITI DAN NEGARA TUJUAN

JENIS BARANG	BERAT BERSIH (KG)		PERUB	NILAI FOB (US \$)		PERUB
	JAN-JAN 2006	JAN-JAN 2007	%	JAN-JAN 2006	JAN-JAN 2007	%
	(1)	(2)	(3)	(4)	(5)	(6)
ITALY	8	4.999	62.387,50	43	45.500	105.713,95
SPAIN	0	21.000	-	0	494.000	-
-WANGI-WANGIAN DARI MINYAK ATSII	4.006.590	4.551.219	13,59	10.506.805	13.178.063	25,42
JAPAN	215.592	250.484	16,18	640.970	937.266	46,23
HONG KONG	70.484	63.098	-10,48	400.724	463.162	15,58
KOREA, REPUBLIC OF	601	9.459	1.473,88	13.592	71.598	426,77
TAIWAN	345.657	312.664	-9,55	224.749	287.772	28,04
CHINA	40.951	30.598	-25,28	113.302	127.525	12,55
PAPUA NEW GUINEA	8.205	36.615	346,25	25.629	96.125	275,06
THAILAND	323.371	466.628	44,30	1.977.232	3.219.066	62,81
SINGAPORE	258.204	919.895	256,27	626.238	802.932	28,22
PHILIPPINES	128.829	105.948	-17,76	775.950	883.240	13,83
MALAYSIA	774.912	719.193	-7,19	1.872.628	1.749.055	-6,60
MYANMAR (FORM. BURMA)	300	375	25,00	7.745	9.049	16,84
BRUNEI DARUSSALAM	12.165	14.210	16,81	41.014	47.671	16,23
VIET NAM	676.175	57.292	-91,53	608.423	543.557	-10,66
MALDIVES	16.887	41.973	148,55	30.525	76.137	149,43
INDIA	381	79.955	20.885,56	7.188	192.616	2.579,69
PAKISTAN	9.143	18.723	104,78	57.358	66.045	15,15
BANGLADESH	96	1.279	1.232,29	1.300	5.593	330,23
SRI LANKA	40	12.991	32.377,50	1.154	10.571	816,03
IRAQ	0	17.595	-	0	40.072	-
IRAN (ISLAMIC REPUBLIC OF)	14.850	10.508	-29,24	136.590	34.517	-74,73
SAUDI ARABIA	13.987	44.029	214,79	35.592	121.414	241,13
JORDAN	4.681	0	-100,00	15.204	0	-100,00
LEBANON	10.312	0	-100,00	27.396	0	-100,00
YEMEN	81	67.251	82.925,93	121	145.181	119.884,30
UNITED ARAB EMIRATES	648.243	728.644	12,40	1.978.082	2.028.968	2,57
EGYPT	2.752	449	-83,68	18.985	3.151	-83,40
LIBYAN ARAB JAMAHIRIYA	26.942	27.600	2,44	34.799	78.456	125,45
TANZANIA, UNITED REPUBLIC OF	0	35.184	-	0	41.198	-
MADAGASCAR	7.575	6.743	-10,98	13.239	10.437	-21,16
KENYA	93.399	125.267	34,12	136.903	233.196	70,34
EQUATORIAL GUINEA	4.483	0	-100,00	7.438	0	-100,00
TOGO	5.299	0	-100,00	3.344	0	-100,00
GHANA	21.961	0	-100,00	24.952	0	-100,00
NIGERIA	2.782	11.507	313,62	7.663	53.350	596,20
COTE D'IVOIRE	0	5.740	-	0	10.569	-
SENEGAL	0	14.664	-	0	30.556	-
BENIN	14.678	55.448	277,76	92.336	109.415	18,50
UGANDA	0	48.180	-	0	61.320	-
CENTRAL AFRICAN REPUBLIC	5.933	0	-100,00	9.610	0	-100,00
NIGER	196	0	-100,00	313	0	-100,00
SOUTH AFRICA	0	47	-	0	1.212	-
MAURITIUS	10.152	10.572	4,14	17.439	15.828	-9,24
AUSTRALIA	41.118	8.848	-78,48	96.638	22.214	-77,01
NEW ZEALAND	3	1.419	47.200,00	40	3.147	7.767,50
MICRONESIA, FEDERATED STATES OF	0	1.374	-	0	3.345	-
GUAM	0	18	-	0	162	-
NEW CALEDONIA	61	99	62,30	90	44	-51,11
VANUATU	10.064	8.732	-13,24	9.936	26.349	165,19
COOK ISLANDS	12.000	0	-100,00	12.761	0	-100,00
FIJI	0	2.260	-	0	1.722	-
KIRIBATI	5.101	0	-100,00	7.056	0	-100,00
SAMOA	2.406	2.986	24,11	4.924	5.929	20,41
SOLOMON ISLANDS	2.102	11.648	454,14	27.979	44.583	59,34
TONGA	4.423	0	-100,00	7.666	0	-100,00
EAST TIMOR	52.222	4	-99,99	69.170	8	-99,99
UNITED STATES	1.332	8.077	506,38	18.782	41.950	123,35
CANADA	6.681	12.827	91,99	17.791	38.210	114,77
BRAZIL	52	400	669,23	107	5.935	5.446,73
BARBADOS	1.392	1.051	-24,50	1.920	1.508	-21,46
FRENCH POLYNESIA	1	10	900,00	1	26	2.500,00
GUADELOUPE	257	0	-100,00	365	0	-100,00
UNITED KINGDOM	43.711	44.123	0,94	115.693	178.349	54,16
NETHERLANDS	5.159	33.375	546,93	5.999	66.363	1.006,23
FRANCE	6.938	43.615	528,64	31.605	75.007	137,33
GERMANY, FED. REP. OF	445	8.096	1.719,33	620	16.654	2.586,13
AUSTRIA	75	0	-100,00	6.180	0	-100,00
BELGIUM	9.585	119	-98,76	29.067	108	-99,63
SWITZERLAND	0	300	-	0	2.457	-
SWEDEN	6	0	-100,00	50	0	-100,00
IRELAND	100	0	-100,00	1.245	0	-100,00
ITALY	29.611	187	-99,37	44.949	6.354	-85,86
SPAIN	6	94	1.466,67	32	12.534	39.068,75
PORTUGAL	0	844	-	0	869	-
GREECE	1.440	5.725	297,57	10.412	8.991	-13,65

TABEL 5. PERKEMBANGAN EKSPOR INDONESIA MENURUT KOMODITI DAN NEGARA TUJUAN

JENIS BARANG	BERAT BERSIH (KG)		PERUB	NILAI FOB (US \$)		PERUB
	JAN-JAN 2006	JAN-JAN 2007	%	JAN-JAN 2006	JAN-JAN 2007	%
(1)	(2)	(3)	(4)	(5)	(6)	(7)
CZECHOSLOVAKIA	0	4.040	-	0	4.176	-
RUSSIA FEDERATION	0	140	-	0	3.249	-
ROTAN OLAHAN	381.750	841.914	120,54	330.326	908.394	175,00
JAPAN	1.100	0	-100,00	1.672	0	-100,00
HONG KONG	96.287	49.164	-48,94	71.885	70.060	-2,54
KOREA, REPUBLIC OF	14	3.774	26.857,14	10	4.452	44.420,00
TAIWAN	16.571	32.935	98,75	4.829	9.949	106,03
CHINA	177.240	470.583	165,51	158.912	355.103	123,46
THAILAND	2	18.300	914.900,00	15	15.372	102.380,00
SINGAPORE	33.499	51.074	52,46	24.163	63.388	162,33
MALAYSIA	18.000	42.367	135,37	2.104	23.506	1.017,21
MALDIVES	52	210	303,85	2.676	815	-69,54
INDIA	0	7.400	-	0	6.216	-
SRI LANKA	191	0	-100,00	2.808	0	-100,00
KUWAIT	0	31.392	-	0	14.725	-
SYRIA ARAB REPUBLIC	0	5.847	-	0	4.622	-
TURKEY	0	6.499	-	0	11.346	-
AUSTRALIA	16.491	5.442	-67,00	1.857	23.177	1.148,09
NEW ZEALAND	2.000	2.500	25,00	3.760	4.700	25,00
UNITED STATES	469	30.504	6.404,05	9.753	119.555	1.125,83
CANADA	168	101	-39,88	185	923	398,92
MEXICO	0	311	-	0	750	-
ARGENTINA	0	212	-	0	293	-
COLOMBIA	0	13.062	-	0	12.735	-
BAHAMAS	827	0	-100,00	1.056	0	-100,00
PUERTO RICO	0	4.155	-	0	10.006	-
UNITED KINGDOM	0	9.761	-	0	41.929	-
NETHERLANDS	0	17.733	-	0	30.646	-
FRANCE	17	8.735	51.282,35	71	24.044	33.764,79
GERMANY, FED. REP. OF	13.271	16.928	27,56	23.535	24.673	4,84
SWITZERLAND	150	0	-100,00	220	0	-100,00
ITALY	1.520	3.127	105,72	9.690	16.873	74,13
SPAIN	3.880	3.024	-22,06	11.124	4.434	-60,14
GREECE	1	1.856	185.500,00	1	8.265	826.400,00
HUNGARY	0	38	-	0	40	-
CROATIA	0	690	-	0	920	-
CZECH REPUBLIC	0	4.190	-	0	4.877	-
-MINYAK KELAPA SAWIT	811.097.328	724.539.407	-10,67	299.117.469	352.775.705	17,94
JAPAN	213.198	327.674	53,69	133.131	254.642	91,27
KOREA, REPUBLIC OF	30.345	0	-100,00	20.474	0	-100,00
TAIWAN	0	163.690	-	0	95.695	-
CHINA	139.719.410	90.338.180	-35,34	57.470.667	44.174.545	-23,14
PAPUA NEW GUINEA	147.460	108.237	-26,60	100.251	86.719	-13,50
SINGAPORE	18.759.076	82.145.119	337,90	6.738.489	40.068.490	494,62
PHILIPPINES	11.367.546	1.020.634	-91,02	4.506.671	693.161	-84,62
MALAYSIA	120.409.963	11.715.037	-90,27	41.054.712	5.538.058	-86,51
MYANMAR (FORM. BURMA)	5.999.770	13.515.122	125,26	2.289.911	6.677.144	191,59
BRUNEI DARUSSALAM	18.217	103.801	469,80	13.607	58.974	333,41
LAO PEOPLE'S DEMOCRATIC REPUBLI	0	21.006	-	0	11.845	-
VIET NAM	9.319.561	799.845	-91,42	3.181.633	439.915	-86,17
MALDIVES	161.590	139.815	-13,48	102.541	109.619	6,90
INDIA	119.134.792	173.783.223	45,87	41.995.152	82.323.546	96,03
PAKISTAN	72.064.771	39.407.534	-45,32	26.663.288	20.235.164	-24,11
BANGLADESH	9.165.000	17.708.213	93,22	3.476.875	9.932.997	185,69
SRI LANKA	35.334.494	42.287.356	19,68	12.688.289	20.910.751	64,80
AFGHANISTAN	0	407.808	-	0	281.591	-
IRAQ	2.500.000	0	-100,00	962.500	0	-100,00
IRAN (ISLAMIC REPUBLIC OF)	22.000	7.000.000	31.718,18	9.460	3.465.000	36.527,91
JORDAN	19.400.000	0	-100,00	7.179.250	0	-100,00
OMAN	2.500.000	0	-100,00	925.000	0	-100,00
TURKEY	7.237.000	6.500.000	-10,18	2.661.407	3.060.000	14,98
UNITED ARAB EMIRATES	2.500.000	3.300.000	32,00	955.250	1.633.500	71,00
EGYPT	0	42.799.582	-	0	21.399.818	-
MOROCCO	6.799.436	0	-100,00	2.455.831	0	-100,00
TUNISIA	0	1.500.000	-	0	735.000	-
ETHIOPIA	21.050	0	-100,00	11.630	0	-100,00
TANZANIA, UNITED REPUBLIC OF	19.461.582	36.573	-99,81	7.056.151	23.922	-99,66
MOZAMBIQUE	537.084	0	-100,00	216.954	0	-100,00
EQUATORIAL GUINEA	70.158	88.242	25,78	45.072	73.393	62,84
TOGO	0	38.028	-	0	23.851	-
GHANA	170.031	483.409	184,31	110.203	420.609	281,67
LIBERIA	18.787	0	-100,00	10.542	0	-100,00
GUINEA	234.276	14.530	-93,80	124.765	10.457	-91,62
ANGOLA	1.348.630	2.162.408	60,34	713.392	1.539.190	115,76
CONGO	270.464	0	-100,00	140.499	0	-100,00
CAMEROON	505.381	111.266	-77,98	269.099	75.643	-71,89

TABEL 5. PERKEMBANGAN EKSPOR INDONESIA MENURUT KOMODITI DAN NEGARA TUJUAN

JENIS BARANG	BERAT BERSIH (KG)		PERUB	NILAI FOB (US \$)		PERUB
	JAN-JAN 2006	JAN-JAN 2007	%	JAN-JAN 2006	JAN-JAN 2007	%
(1)	(2)	(3)	(4)	(5)	(6)	(7)
GABON	182.771	0	-100,00	110.809	0	-100,00
SENEGAL	1.618.650	0	-100,00	840.889	0	-100,00
MAURITANIA	0	181.660	-	0	123.000	-
BENIN	281.460	96.395	-65,75	202.894	83.334	-58,93
GAMBIA	215.820	17.607	-91,84	112.118	15.428	-86,24
DJIBOUTI	0	108.000	-	0	68.580	-
SAO TOME AND PRINCIPE	95.025	0	-100,00	57.313	0	-100,00
SOUTH AFRICA	3.281.000	13.523.088	312,16	1.166.242	6.403.083	449,04
COMOROS	0	56.214	-	0	39.286	-
MAURITIUS	0	39.398	-	0	29.745	-
NEW ZEALAND	2.500.000	0	-100,00	962.500	0	-100,00
NORTHERN MARIANA ISLANDS	16.567	31.068	87,53	10.815	23.337	115,78
VANUATU	31.540	48.765	54,61	21.610	40.814	88,87
COOK ISLANDS	0	17.333	-	0	13.811	-
FIJI	0	11.848	-	0	4.537	-
KIRIBATI	30.716	0	-100,00	19.972	0	-100,00
SAMOA	35.179	67.043	90,58	22.183	51.864	133,80
TONGA	16.404	16.653	1,52	10.725	12.529	16,82
EAST TIMOR	46.925	0	-100,00	27.336	0	-100,00
UNITED STATES	11.400.080	0	-100,00	4.077.815	0	-100,00
CANADA	512.070	0	-100,00	262.527	0	-100,00
PANAMA	75.074	0	-100,00	52.695	0	-100,00
VENEZUELA	1.000.000	0	-100,00	360.000	0	-100,00
BRAZIL	2.020.000	0	-100,00	767.600	0	-100,00
DOMINICAN REPUBLIC	42.000	0	-100,00	18.533	0	-100,00
UNITED KINGDOM	9.250.000	0	-100,00	3.283.750	0	-100,00
NETHERLANDS	85.205.779	60.189.190	-29,36	29.589.869	27.900.417	-5,71
FRANCE	434.859	0	-100,00	238.652	0	-100,00
GERMANY, FED. REP. OF	44.471.000	38.186.852	-14,13	16.522.553	18.864.208	14,17
BELGIUM	0	87.152	-	0	51.420	-
SWITZERLAND	0	124.941	-	0	83.508	-
ITALY	5.049.923	27.639.719	447,33	1.914.473	12.068.670	530,39
SPAIN	20.199.980	4.139.989	-79,50	7.349.917	1.977.166	-73,10
PORTUGAL	87.650	0	-100,00	47.285	0	-100,00
GREECE	44.000	650.000	1.377,27	19.360	286.000	1.377,27
CZECHOSLOVAKIA	102.638	790.540	670,22	68.072	549.554	707,31
BULGARIA	218.006	132.000	-39,45	97.184	77.880	-19,86
KYRGYZSTAN	0	21.006	-	0	15.019	-
UKRAINE	15.671.853	20.052.965	27,96	5.920.617	9.162.752	54,76
LATVIA	42.080	0	-100,00	19.177	0	-100,00
RUSSIA FEDERATION	1.477.207	20.283.649	1.273,11	659.288	10.476.524	1.489,07
-MINYAK BIJI KELAPA SAWIT	98.955.020	87.597.375	-11,48	50.712.566	44.660.305	-11,93
KOREA, REPUBLIC OF	258	0	-100,00	667	0	-100,00
CHINA	6.489.868	21.099.573	225,12	3.346.119	11.452.508	242,26
SINGAPORE	0	1.876.836	-	0	980.669	-
MALAYSIA	55.779.654	6.999.815	-87,45	28.174.052	3.359.907	-88,07
INDIA	5.175.536	3.950.469	-23,67	2.391.766	2.009.355	-15,99
PAKISTAN	500.000	0	-100,00	260.000	0	-100,00
BANGLADESH	0	1.000.000	-	0	474.000	-
SRI LANKA	1.000.000	650.000	-35,00	519.000	417.625	-19,53
SAUDI ARABIA	600.000	0	-100,00	326.700	0	-100,00
TURKEY	1.500.000	2.375.000	58,33	780.000	1.120.312	43,63
EGYPT	0	500.000	-	0	297.500	-
SOUTH AFRICA	400.000	0	-100,00	204.000	0	-100,00
UNITED STATES	8.949.040	0	-100,00	4.803.340	0	-100,00
BRAZIL	3.742.307	0	-100,00	1.972.000	0	-100,00
NETHERLANDS	6.000.000	41.737.012	595,62	3.136.560	20.825.871	563,97
GERMANY, FED. REP. OF	2.300.000	0	-100,00	1.415.450	0	-100,00
ITALY	635.000	1.501.658	136,48	336.550	805.837	139,44
SPAIN	5.818.621	0	-100,00	2.988.909	0	-100,00
GREECE	0	2.350.000	-	0	1.206.500	-
UKRAINE	0	3.515.000	-	0	1.684.805	-
RUSSIA FEDERATION	64.736	42.012	-35,10	57.453	25.416	-55,76
-MINYAK NABATI LAIN	57.635.186	58.323.301	1,19	28.613.815	36.087.873	26,12
JAPAN	7.720	188.408	2.340,52	10.355	163.563	1.479,56
HONG KONG	0	59	-	0	172	-
KOREA, REPUBLIC OF	0	55.800	-	0	40.883	-
TAIWAN	664	473	-28,77	702	612	-12,82
CHINA	30.279.699	19.188.971	-36,63	13.911.660	11.008.714	-20,87
PAPUA NEW GUINEA	9.749	12.528	28,51	12.559	19.799	57,65
THAILAND	88.807	116.356	31,02	43.096	80.190	86,07
SINGAPORE	762.786	771.442	1,13	397.364	416.470	4,81
PHILIPPINES	105.000	18.750	-82,14	54.600	11.156	-79,57
MALAYSIA	6.735.143	6.250.766	-7,19	3.253.018	4.014.997	23,42
VIET NAM	30.544	34.500	12,95	26.149	33.372	27,62
INDIA	0	490.290	-	0	232.260	-

TABEL 5. PERKEMBANGAN EKSPOR INDONESIA MENURUT KOMODITI DAN NEGARA TUJUAN

JENIS BARANG	BERAT BERSIH (KG)		PERUB	NILAI FOB (US \$)		PERUB
	JAN-JAN 2006	JAN-JAN 2007	%	JAN-JAN 2006	JAN-JAN 2007	%
(1)	(2)	(3)	(4)	(5)	(6)	(7)
PAKISTAN	330.000	0	-100,00	175.725	0	-100,00
SRI LANKA	60.300	0	-100,00	28.140	0	-100,00
IRAN (ISLAMIC REPUBLIC OF)	304.024	44.000	-85,53	204.114	43.120	-78,87
SAUDI ARABIA	34.880	340.880	877,29	18.312	171.137	834,56
OMAN	22.000	0	-100,00	14.080	0	-100,00
SYRIA ARAB REPUBLIC	154.000	67.500	-56,17	103.180	45.900	-55,51
TURKEY	862.000	2.026.678	135,11	640.740	1.513.570	136,22
EGYPT	132.000	999.200	656,97	97.680	602.470	516,78
MOROCCO	102.000	85.300	-16,37	62.832	53.703	-14,53
TUNISIA	0	450.000	-	0	288.750	-
ALGERIA	369.000	1.008.000	173,17	244.760	624.145	155,00
TOGO	0	23	-	0	22	-
SOUTH AFRICA	853.042	3.586.160	320,40	459.296	2.114.054	360,28
AUSTRALIA	0	893	-	0	7.551	-
EAST TIMOR	1.069	0	-100,00	1.412	0	-100,00
UNITED STATES	1.501.625	0	-100,00	808.268	0	-100,00
CHILE	80.000	40.000	-50,00	35.200	23.400	-33,52
BOLIVIA	22.000	0	-100,00	14.080	0	-100,00
COSTA RICA	66.000	0	-100,00	31.020	0	-100,00
NETHERLANDS	10.099.870	16.238.389	60,78	5.098.421	9.792.211	92,06
FRANCE	0	110.004	-	0	77.002	-
GERMANY, FED. REP. OF	70	0	-100,00	292	0	-100,00
SWEDEN	530.000	0	-100,00	239.295	0	-100,00
ITALY	92	0	-100,00	367	0	-100,00
SPAIN	500.000	0	-100,00	260.000	0	-100,00
GREECE	374.000	39.000	-89,57	187.880	29.567	-84,26
ROMANIA	64.094	0	-100,00	41.917	0	-100,00
BULGARIA	129.018	44.000	-65,90	82.189	40.260	-51,02
AZERBAIJAN	0	220.000	-	0	163.460	-
KYRGYZSTAN	44.000	0	-100,00	29.480	0	-100,00
UKRAINE	129.472	260.030	100,84	84.512	202.371	139,46
SLOVENIA	13.000	0	-100,00	8.395	0	-100,00
RUSSIA FEDERATION	2.837.518	5.634.901	98,59	1.932.725	4.272.992	121,09
-STEARIN	15.516.916	12.142.516	-21,75	6.893.134	7.604.826	10,32
JAPAN	295.349	268.000	-9,26	155.953	167.977	7,71
HONG KONG	17.500	68.500	291,43	8.715	45.156	418,14
KOREA, REPUBLIC OF	1.076.350	257.400	-76,09	509.304	161.942	-68,20
TAIWAN	1.525.410	1.860.429	21,96	711.677	1.205.888	69,44
CHINA	4.563.999	4.896.999	7,30	2.087.943	3.029.387	45,09
THAILAND	762.855	458.230	-39,93	334.063	290.765	-12,96
SINGAPORE	13.685	34.000	148,45	9.435	23.596	150,09
PHILIPPINES	412.999	257.500	-37,65	192.099	179.687	-6,46
MALAYSIA	0	1.006.543	-	0	559.746	-
MYANMAR (FORM. BURMA)	2.981.000	102.000	-96,58	1.020.992	71.910	-92,96
VIET NAM	82.289	322.998	292,52	40.374	209.487	418,87
INDIA	455.560	96.000	-78,93	186.464	65.196	-65,04
PAKISTAN	0	32.000	-	0	20.534	-
BANGLADESH	160.000	517.000	223,13	68.190	312.565	358,37
SRI LANKA	51.500	8.397	-83,70	22.666	5.478	-75,83
IRAN (ISLAMIC REPUBLIC OF)	0	121.000	-	0	64.481	-
JORDAN	64.000	32.000	-50,00	33.220	20.800	-37,39
SYRIA ARAB REPUBLIC	26.000	0	-100,00	11.830	0	-100,00
TURKEY	1.692.999	957.998	-43,41	815.324	619.038	-24,07
EGYPT	17.000	34.000	100,00	8.857	25.100	183,39
MOROCCO	16.500	0	-100,00	9.090	0	-100,00
GHANA	17.500	16.500	-5,71	7.350	12.210	66,12
NIGERIA	50.000	51.000	2,00	25.825	35.887	38,96
COTE D'IVOIRE	160.000	51.000	-68,13	84.800	34.323	-59,52
SOUTH AFRICA	17.000	51.000	200,00	8.840	34.170	286,54
UNITED STATES	177.523	58.000	-67,33	96.967	41.070	-57,65
BRAZIL	16.000	0	-100,00	8.400	0	-100,00
COLOMBIA	49.500	0	-100,00	23.808	0	-100,00
DOMINICAN REPUBLIC	49.500	0	-100,00	26.246	0	-100,00
UNITED KINGDOM	89.000	185.000	107,87	46.639	111.550	139,18
NETHERLANDS	0	119.000	-	0	85.680	-
FRANCE	24.000	0	-100,00	12.437	0	-100,00
GERMANY, FED. REP. OF	85.400	58.400	-31,62	46.504	33.140	-28,74
BELGIUM	146.500	51.000	-65,19	67.216	22.440	-66,62
SWITZERLAND	0	14.000	-	0	7.960	-
SWEDEN	0	23.999	-	0	16.652	-
ITALY	57.000	0	-100,00	29.763	0	-100,00
SPAIN	77.999	82.883	6,26	40.562	57.834	42,58
PORTUGAL	96.000	0	-100,00	46.817	0	-100,00
GREECE	17.000	0	-100,00	8.126	0	-100,00
POLAND	104.000	0	-100,00	52.888	0	-100,00
BULGARIA	15.999	0	-100,00	8.825	0	-100,00
UKRAINE	17.000	17.000	0,00	8.160	12.070	47,92

TABEL 5. PERKEMBANGAN EKSPOR INDONESIA MENURUT KOMODITI DAN NEGARA TUJUAN

JENIS BARANG	BERAT BERSIH (KG)		PERUB	NILAI FOB (US \$)		PERUB
	JAN-JAN 2006	JAN-JAN 2007	%	JAN-JAN 2006	JAN-JAN 2007	%
(1)	(2)	(3)	(4)	(5)	(6)	(7)
RUSSIA FEDERATION	35.000	32.740	-6,46	16.765	21.107	25,90
-ASAM BERLEMAK LAIN	50.143.716	42.968.635	-14,31	26.885.039	21.610.811	-19,62
JAPAN	1.173.411	859.907	-26,72	1.051.557	492.991	-53,12
HONG KONG	87.519	1.440	-98,35	30.387	1.470	-95,16
KOREA, REPUBLIC OF	544.577	312.000	-42,71	459.191	252.071	-45,11
TAIWAN	13.600	43.200	217,65	18.122	40.989	126,18
CHINA	2.613.079	2.787.490	6,67	2.844.579	2.328.699	-18,14
THAILAND	68.000	100.730	48,13	98.951	122.715	24,02
SINGAPORE	1.207.420	1.754.170	45,28	1.296.581	1.344.530	3,70
PHILIPPINES	1.004.320	159.131	-84,16	1.155.600	93.901	-91,87
MALAYSIA	402.648	907.448	125,37	227.360	565.118	148,56
MYANMAR (FORM. BURMA)	2.980.541	0	-100,00	1.020.835	0	-100,00
INDIA	14.194.252	14.067.521	-0,89	5.301.690	5.605.433	5,73
PAKISTAN	693.740	439.615	-36,63	168.187	98.451	-41,46
IRAN (ISLAMIC REPUBLIC OF)	45.600	0	-100,00	35.472	0	-100,00
SAUDI ARABIA	0	12.000	-	0	12.490	-
KUWAIT	21.250	0	-100,00	6.019	0	-100,00
JORDAN	17.280	0	-100,00	13.906	0	-100,00
TURKEY	863.785	38.349	-95,56	322.814	33.720	-89,55
EGYPT	5.249	500.000	9.425,62	8.028	207.500	2.484,70
TANZANIA, UNITED REPUBLIC OF	500.000	0	-100,00	171.250	0	-100,00
MOZAMBIQUE	500.000	0	-100,00	171.250	0	-100,00
SOUTH AFRICA	1.800.177	109.600	-93,91	747.279	101.685	-86,39
AUSTRALIA	99.793	84.369	-15,46	124.419	95.551	-23,20
UNITED STATES	4.053.640	1.727.185	-57,39	2.998.520	1.631.762	-45,58
MEXICO	24.000	23.999	0,00	23.510	23.326	-0,78
ARGENTINA	59.174	96.000	62,23	59.154	93.605	58,24
BRAZIL	1.480.000	628.800	-57,51	1.619.076	572.138	-64,66
UNITED KINGDOM	2.158.390	1.000.000	-53,67	833.455	375.000	-55,01
NETHERLANDS	2.510.000	9.071.023	261,40	2.004.801	4.469.054	122,92
FRANCE	20.350	0	-100,00	24.827	0	-100,00
GERMANY, FED. REP. OF	2.477.000	237.860	-90,40	1.058.672	226.004	-78,65
BELGIUM	29.419	100.000	239,92	41.208	84.837	105,88
ITALY	346.950	341.800	-1,48	310.397	237.222	-23,57
SPAIN	8.134.052	7.564.998	-7,00	2.630.555	2.500.549	-4,94
PORTUGAL	14.500	0	-100,00	7.387	0	-100,00
-ALAT LISTRIK	41.941.594	40.280.731	-3,96	348.290.673	389.012.056	11,69
JAPAN	4.979.762	4.602.900	-7,57	58.330.520	65.500.689	12,29
HONG KONG	670.648	2.103.469	213,65	14.095.757	14.628.027	3,78
KOREA, DEMOCRATIC PEOPLE'S REPL	20	0	-100,00	1.265	0	-100,00
KOREA, REPUBLIC OF	902.180	397.218	-55,97	9.148.783	6.618.793	-27,65
TAIWAN	245.976	279.028	13,44	4.099.169	3.555.449	-13,26
CHINA	1.003.532	916.566	-8,67	7.377.590	11.645.805	57,85
PAPUA NEW GUINEA	485.104	645.485	33,06	706.144	920.127	30,30
THAILAND	1.893.431	1.803.910	-4,73	10.981.884	13.144.125	19,69
SINGAPORE	10.617.185	4.393.824	-58,62	136.453.055	140.496.943	2,96
PHILIPPINES	699.066	951.105	36,05	3.357.105	4.912.521	46,33
MALAYSIA	4.295.538	3.470.833	-19,20	28.490.776	15.664.959	-45,02
MYANMAR (FORM. BURMA)	34.359	7.760	-77,41	69.574	60.847	-12,54
BRUNEI DARUSSALAM	20.241	57.590	184,52	52.488	372.340	609,38
NEPAL	20.322	0	-100,00	18.224	0	-100,00
VIET NAM	582.153	1.562.715	168,44	2.044.634	9.014.559	340,89
MALDIVES	6	19.460	324.233,33	310	52.065	16.695,16
INDIA	95.899	270.464	182,03	566.430	1.175.864	107,59
PAKISTAN	136.447	252.773	85,25	325.744	642.145	97,13
BANGLADESH	11.726	10.558	-9,96	25.735	24.010	-6,70
SRI LANKA	104.997	108.041	2,90	235.489	408.391	73,42
AFGHANISTAN	38.942	80.502	106,72	74.336	159.342	114,35
IRAN (ISLAMIC REPUBLIC OF)	146.702	144.147	-1,74	216.794	312.975	44,37
SAUDI ARABIA	739.000	1.074.780	45,44	1.173.140	3.027.650	158,08
KUWAIT	179.915	171.008	-4,95	285.336	355.823	24,70
JORDAN	0	26.307	-	0	107.050	-
LEBANON	203.228	16.773	-91,75	336.394	50.794	-84,90
YEMEN	195.904	760	-99,61	333.775	508	-99,85
OMAN	37.053	112.285	203,04	67.044	714.619	965,90
TURKEY	1.370.604	1.184.742	-13,56	4.132.220	2.475.538	-40,09
UNITED ARAB EMIRATES	1.665.880	1.700.343	2,07	4.011.172	3.641.757	-9,21
QATAR	155.296	504.009	224,55	392.292	2.987.858	661,64
BAHRAIN	22.634	0	-100,00	235.020	0	-100,00
CYPRUS	106.370	92.933	-12,63	147.672	168.929	14,39
EGYPT	201.225	305.846	51,99	481.803	667.274	38,50
LIBYAN ARAB JAMAHIRIYA	105.793	0	-100,00	139.837	0	-100,00
SUDAN	931.267	784.768	-15,73	1.476.791	1.774.145	20,14
ERITREA	23.850	0	-100,00	29.484	0	-100,00
ETHIOPIA	0	30.882	-	0	69.795	-
TANZANIA, UNITED REPUBLIC OF	27.332	54.874	100,77	52.097	108.165	107,62

TABEL 5. PERKEMBANGAN EKSPOR INDONESIA MENURUT KOMODITI DAN NEGARA TUJUAN

JENIS BARANG	BERAT BERSIH (KG)		PERUB	NILAI FOB (US \$)		PERUB
	JAN-JAN 2006	JAN-JAN 2007	%	JAN-JAN 2006	JAN-JAN 2007	%
(1)	(2)	(3)	(4)	(5)	(6)	(7)
SOMALIA	0	47.506	-	0	90.229	-
KENYA	134.718	199.287	47,93	216.381	1.053.852	387,04
MOZAMBIQUE	0	36.747	-	0	72.987	-
EQUATORIAL GUINEA	0	72.249	-	0	122.400	-
GHANA	188.967	41.052	-78,28	383.604	171.264	-55,35
GUINEA	43.333	0	-100,00	43.896	0	-100,00
ANGOLA	46.208	0	-100,00	72.074	0	-100,00
CAMEROON	0	23.469	-	0	51.981	-
NIGERIA	433.858	247.625	-42,92	738.815	594.150	-19,58
COTE D'IVOIRE	13.621	0	-100,00	24.594	0	-100,00
BENIN	55.334	573	-98,96	99.457	165	-99,83
UGANDA	0	848	-	0	2.213	-
CENTRAL AFRICAN REPUBLIC	0	16	-	0	23	-
DJIBOUTI	28.420	47.290	66,40	54.493	102.412	87,94
SWAZILAND	1.206	0	-100,00	13.869	0	-100,00
SOUTH AFRICA	127.097	154.175	21,30	427.742	497.220	16,24
MAURITIUS	1.130	20.636	1.726,19	5.841	80.296	1.274,70
VIRGIN ISLANDS (BRITISH)	142	0	-100,00	2.184	0	-100,00
AUSTRALIA	622.957	1.033.707	65,94	5.230.959	9.344.607	78,64
NEW ZEALAND	169.687	282.827	66,68	1.069.132	1.420.716	32,88
NEW CALEDONIA	316	0	-100,00	1.149	0	-100,00
VANUATU	0	24.358	-	0	32.867	-
COOK ISLANDS	40	0	-100,00	79	0	-100,00
FIJI	6.648	3.582	-46,12	18.116	7.578	-58,17
SAMOA	0	117.360	-	0	851.601	-
SOLOMON ISLANDS	96.953	50.600	-47,81	143.509	95.702	-33,31
TONGA	4.203	0	-100,00	8.419	0	-100,00
EAST TIMOR	3.612	12.142	236,16	1.697	33.784	1.890,81
UNITED STATES	2.831.882	3.104.851	9,64	23.756.110	29.183.335	22,85
CANADA	103.743	134.469	29,62	450.626	786.423	74,52
MEXICO	345.024	711.613	106,25	1.372.557	2.140.345	55,94
GUATEMALA	35.418	11.396	-67,82	101.740	32.802	-67,76
NICARAGUA	70.960	0	-100,00	428.168	0	-100,00
CUBA	12.875	0	-100,00	31.110	0	-100,00
SURINAME	21.777	0	-100,00	37.973	0	-100,00
CHILE	94.785	151.490	59,82	181.522	304.334	67,66
VENEZUELA	59.435	71.353	20,05	104.338	131.276	25,82
ARGENTINA	41.485	62.056	49,59	209.968	316.091	50,54
BRAZIL	52.524	253.385	382,42	356.369	1.523.303	327,45
COLOMBIA	14.250	59.987	320,96	46.941	185.295	294,74
ECUADOR	69.785	160.725	130,31	114.409	291.972	155,20
PERU	2.640	11.892	350,45	8.025	26.288	227,58
TRINIDAD AND TOBAGO	3.307	0	-100,00	12.000	0	-100,00
JAMAICA	0	23.752	-	0	44.165	-
DOMINICAN REPUBLIC	0	37.525	-	0	69.415	-
COSTA RICA	1.416	0	-100,00	9.052	0	-100,00
HAITI	102.437	0	-100,00	126.903	0	-100,00
ARUBA	0	2.035	-	0	8.341	-
UNITED KINGDOM	101.795	1.056.057	937,44	929.270	3.224.630	247,01
NETHERLANDS	326.279	509.179	56,06	2.637.447	2.786.112	5,64
FRANCE	261.518	452.804	73,14	4.899.377	10.251.850	109,25
GERMANY, FED. REP. OF	643.299	258.915	-59,75	4.912.553	8.261.146	68,16
AUSTRIA	17.608	578	-96,72	113.875	22.719	-80,05
BELGIUM	417.771	43.194	-89,66	1.146.561	310.397	-72,93
SWITZERLAND	3.470	121.785	3.409,65	14.116	772.528	5.372,71
DENMARK	4.230	16.478	289,55	23.190	777.691	3.253,56
NORWAY	14.001	7.593	-45,77	58.751	28.063	-52,23
SWEDEN	19.898	37.362	87,77	1.249.623	644.215	-48,45
FINLAND	14.157	21.901	54,70	252.902	459.858	81,83
IRELAND	19.555	0	-100,00	24.618	0	-100,00
ITALY	270.037	357.337	32,33	1.749.344	1.183.800	-32,33
SPAIN	491.114	1.056.091	115,04	1.833.111	2.333.833	27,32
PORTUGAL	395	2.977	653,67	2.615	8.228	214,65
GREECE	308.333	342.752	11,16	526.064	688.687	30,91
CZECHOSLOVAKIA	24.080	26.215	8,87	42.155	45.909	8,91
HUNGARY	26.574	12.601	-52,58	694.118	162.868	-76,54
POLAND	25.514	207.889	714,80	322.783	575.734	78,37
BULGARIA	2.324	8	-99,66	75.027	432	-99,42
YUGOSLAVIA	1	0	-100,00	36	0	-100,00
BELARUS	0	181.210	-	0	318.859	-
KAZAKHSTAN	0	18.400	-	0	62.869	-
UKRAINE	4.779	38.253	700,44	270.330	192.922	-28,63
LITHUANIA	0	57.468	-	0	252.822	-
GEORGIA	0	19.900	-	0	48.878	-
SLOVAKIA	4.049	7.542	86,27	76.090	178.640	134,77
CZECH REPUBLIC	31.569	22.386	-29,09	70.475	126.903	80,07
RUSSIA FEDERATION	117.464	52.620	-55,20	496.538	162.150	-67,34

TABEL 5. PERKEMBANGAN EKSPOR INDONESIA MENURUT KOMODITI DAN NEGARA TUJUAN

JENIS BARANG	BERAT BERSIH (KG)		PERUB	NILAI FOB (US \$)		PERUB
	JAN-JAN 2006	JAN-JAN 2007	%	JAN-JAN 2006	JAN-JAN 2007	%
(1)	(2)	(3)	(4)	(5)	(6)	(7)
-DIODE TRANSISTOR	37.161	81.974	120,59	7.159.982	9.899.277	38,26
JAPAN	15.758	14.339	-9,00	5.012.202	3.203.040	-36,10
HONG KONG	8.490	9.849	16,01	889.755	2.249.324	152,80
KOREA, REPUBLIC OF	0	29	-	0	4.484	-
TAIWAN	2.813	7.517	167,22	177.868	418.845	135,48
CHINA	1.989	6.568	230,22	298.687	1.609.831	438,97
THAILAND	1	185	18.400,00	294	2.976	912,24
SINGAPORE	5.589	39.601	608,55	349.982	1.992.758	469,39
PHILIPPINES	33	186	463,64	5.736	15.534	170,82
MALAYSIA	292	959	228,42	35.526	108.588	205,66
BRUNEI DARUSSALAM	1	0	-100,00	11	0	-100,00
PAKISTAN	60	0	-100,00	308	0	-100,00
UNITED STATES	307	2.132	594,46	33.344	168.948	406,68
UNITED KINGDOM	0	1	-	0	69	-
GERMANY, FED. REP. OF	1.828	602	-67,07	356.269	122.642	-65,58
DENMARK	0	2	-	0	164	-
FINLAND	0	3	-	0	2.050	-
RUSSIA FEDERATION	0	1	-	0	24	-
-AUDIO VISUAL	18.954.793	9.389.477	-50,46	193.616.271	211.764.926	9,37
JAPAN	562.393	488.830	-13,08	11.316.137	13.893.562	22,78
HONG KONG	161.111	239.110	48,41	10.584.617	12.412.353	17,27
KOREA, DEMOCRATIC PEOPLE'S REPL	109	0	-100,00	11.583	0	-100,00
KOREA, REPUBLIC OF	138.706	112.782	-18,69	7.684.462	5.271.347	-31,40
TAIWAN	40.766	13.389	-67,16	555.011	303.179	-45,37
CHINA	124.215	118.168	-4,87	3.331.216	4.636.512	39,18
PAPUA NEW GUINEA	48	9.510	19.712,50	4.229	22.720	437,24
THAILAND	182.234	130.697	-28,28	2.782.879	2.984.954	7,26
SINGAPORE	10.510.616	2.063.383	-80,37	43.699.264	51.806.348	18,55
PHILIPPINES	143.798	64.827	-54,92	1.016.897	1.273.530	25,24
MALAYSIA	408.512	299.939	-26,58	5.096.096	3.978.079	-21,94
MYANMAR (FORM. BURMA)	10.258	36.550	256,31	24.728	233.098	842,65
VIET NAM	159.712	65.632	-58,91	3.819.224	10.043.473	162,97
INDIA	37.082	52.300	41,04	1.063.923	1.271.291	19,49
PAKISTAN	9.680	19.187	98,21	49.056	87.848	79,08
BANGLADESH	7.617	0	-100,00	28.777	0	-100,00
SRI LANKA	5.500	13.029	136,89	28.211	78.382	177,84
IRAN (ISLAMIC REPUBLIC OF)	14.246	12.876	-9,62	351.760	324.800	-7,66
SAUDI ARABIA	207.542	159.243	-23,27	1.406.244	1.083.427	-22,96
KUWAIT	90.229	22.272	-75,32	832.804	203.423	-75,57
JORDAN	24.236	8.905	-63,26	125.929	36.077	-71,35
LEBANON	0	545	-	0	23.777	-
YEMEN	52.109	0	-100,00	134.500	0	-100,00
OMAN	40.912	18.164	-55,60	253.655	189.577	-25,26
SYRIA ARAB REPUBLIC	11.383	11.305	-0,69	25.340	26.870	6,04
TURKEY	39.909	16.198	-59,41	1.470.517	361.996	-75,38
UNITED ARAB EMIRATES	939.680	368.554	-60,78	6.639.853	5.911.586	-10,97
QATAR	14.942	13.552	-9,30	106.656	113.673	6,58
BAHRAIN	0	1	-	0	24	-
CYPRUS	219	0	-100,00	1.070	0	-100,00
EGYPT	48.079	2.149	-95,53	808.805	29.647	-96,33
TUNISIA	9.600	0	-100,00	42.000	0	-100,00
SUDAN	0	31.680	-	0	86.400	-
ERITREA	951	0	-100,00	33.524	0	-100,00
ETHIOPIA	31.177	0	-100,00	75.225	0	-100,00
TANZANIA, UNITED REPUBLIC OF	0	95	-	0	95	-
EQUATORIAL GUINEA	2.767	0	-100,00	6.791	0	-100,00
TOGO	294	0	-100,00	186	0	-100,00
GHANA	7.019	2	-99,97	13.400	7	-99,95
GUINEA	12.406	0	-100,00	6.156	0	-100,00
NIGERIA	48.385	153.833	217,94	99.000	392.778	296,75
MAURITANIA	0	12.040	-	0	36.860	-
SOUTH AFRICA	53.132	25.995	-51,07	684.844	518.772	-24,25
MAURITIUS	3.600	18	-99,50	16.960	72	-99,58
AUSTRALIA	149.869	126.161	-15,82	2.340.643	2.651.982	13,30
NEW ZEALAND	66.389	18.579	-72,01	381.353	473.486	24,16
CHRISTMAS ISLANDS	65	0	-100,00	500	0	-100,00
EAST TIMOR	16.650	23.213	39,42	262.520	581.900	121,66
UNITED STATES	1.148.246	1.086.796	-5,35	33.199.462	32.075.977	-3,38
CANADA	29.571	34.889	17,98	855.706	1.218.775	42,43
MEXICO	204.284	28.893	-85,86	1.039.104	1.291.398	24,28
GUATEMALA	0	15.298	-	0	91.426	-
PANAMA	21.763	5.808	-73,31	183.673	31.678	-82,75
CHILE	7	1.302	18.500,00	44	152.069	345.511,36
VENEZUELA	3	37	1.133,33	666	17.185	2.480,33
ARGENTINA	12.682	6.565	-48,23	339.660	133.000	-60,84
BRAZIL	63.830	19.032	-70,18	1.585.181	947.079	-40,25
COLOMBIA	2.975	104	-96,50	85.155	41.553	-51,20

TABEL 5. PERKEMBANGAN EKSPOR INDONESIA MENURUT KOMODITI DAN NEGARA TUJUAN

JENIS BARANG	BERAT BERSIH (KG)		PERUB	NILAI FOB (US \$)		PERUB
	JAN-JAN 2006	JAN-JAN 2007	%	JAN-JAN 2006	JAN-JAN 2007	%
(1)	(2)	(3)	(4)	(5)	(6)	(7)
BOLIVIA	3.618	0	-100,00	97.391	0	-100,00
URUGUAY	658	237	-63,98	3.976	1.804	-54,63
PERU	13.260	290	-97,81	362.934	125.438	-65,44
PUERTO RICO	260	186	-28,46	3.750	87.849	2.242,64
COSTA RICA	3	0	-100,00	666	0	-100,00
FRENCH GUIANA	7.478	0	-100,00	33.667	0	-100,00
MARTINIQUE	7.478	0	-100,00	33.667	0	-100,00
NETHERLANDS ANTILLES	63	0	-100,00	16.136	0	-100,00
GUADELOUPE	7.478	0	-100,00	33.667	0	-100,00
UNITED KINGDOM	354.222	586.746	65,64	2.149.327	4.040.567	87,99
NETHERLANDS	157.162	230.945	46,95	11.788.420	3.432.006	-70,89
FRANCE	51.401	64.868	26,20	898.780	900.661	0,21
GERMANY, FED. REP. OF	268.197	513.355	91,41	3.859.933	5.206.199	34,88
AUSTRIA	87	4.652	5.247,13	2.464	52.978	2.050,08
BELGIUM	853.053	966.372	13,28	14.780.818	22.432.636	51,77
SWITZERLAND	3.497	320	-90,85	104.851	10.176	-90,29
DENMARK	8.942	533	-94,04	370.088	61.846	-83,29
NORWAY	557	6.924	1.143,09	718	12.136	1.590,25
SWEDEN	33.977	31.901	-6,11	594.578	371.645	-37,49
FINLAND	532.402	426.636	-19,87	7.763.614	10.718.568	38,06
IRELAND	0	1.016	-	0	12.435	-
ITALY	108.947	95.898	-11,98	2.301.053	2.332.805	1,38
SPAIN	56.787	36.595	-35,56	793.038	1.008.712	27,20
GREECE	1.862	0	-100,00	58.902	0	-100,00
CZECHOSLOVAKIA	0	140	-	0	1.238	-
HUNGARY	73.774	44.556	-39,60	272.115	305.508	12,27
POLAND	8.911	4.163	-53,28	251.804	123.456	-50,97
ROMANIA	637	0	-100,00	142.188	0	-100,00
BULGARIA	15.886	48	-99,70	151.984	2.585	-98,30
UKRAINE	125.644	44.662	-64,45	561.132	192.424	-65,71
LATVIA	19	0	-100,00	8.960	0	-100,00
ESTONIA	2.668	2.475	-7,23	12.282	10.386	-15,44
SLOVAKIA	3.097	13.189	325,86	28.383	472.543	1.564,88
SLOVENIA	1.969	0	-100,00	59.963	0	-100,00
CZECH REPUBLIC	0	3.429	-	0	13.224	-
RUSSIA FEDERATION	379.291	357.904	-5,64	1.569.826	2.491.056	58,68
-FOTOGRAFI DAN OPTIK	251.381	238.135	-5,27	15.454.616	13.481.046	-12,77
JAPAN	14.216	10.151	-28,59	1.490.869	1.199.183	-19,56
HONG KONG	3.677	5.455	48,35	387.158	449.687	16,15
KOREA, REPUBLIC OF	1.018	523	-48,62	11.371	13.314	17,09
TAIWAN	1.639	216	-86,82	306.606	43.120	-85,94
CHINA	2.435	13.199	442,05	584.720	664.700	13,68
THAILAND	20.922	554	-97,35	62.865	8.017	-87,25
SINGAPORE	78.736	106.167	34,84	7.685.307	7.295.430	-5,07
PHILIPPINES	0	236	-	0	29.564	-
MALAYSIA	1.372	2.390	74,20	28.060	52.595	87,44
VIET NAM	539	227	-57,88	46.128	7.813	-83,06
INDIA	3.890	6.565	68,77	88.154	316.676	259,23
PAKISTAN	167	0	-100,00	1.290	0	-100,00
BANGLADESH	1.431	1.307	-8,67	6.016	5.450	-9,41
SRI LANKA	385	419	8,83	5.734	4.584	-20,06
UNITED ARAB EMIRATES	48	2.037	4.143,75	5.902	71.702	1.114,88
EGYPT	117	0	-100,00	201	0	-100,00
AUSTRALIA	198	86	-56,57	5.933	3.215	-45,81
NEW ZEALAND	114	60	-47,37	1.942	1.175	-39,50
VANUATU	0	90	-	0	283	-
UNITED STATES	88.038	77.777	-11,66	2.906.228	2.602.501	-10,45
CANADA	404	233	-42,33	55.870	13.445	-75,94
MEXICO	381	0	-100,00	6.419	0	-100,00
VENEZUELA	153	0	-100,00	7.434	0	-100,00
ARGENTINA	685	0	-100,00	8.900	0	-100,00
BRAZIL	134	0	-100,00	3.939	0	-100,00
COLOMBIA	4.869	128	-97,37	108.439	19.062	-82,42
PUERTO RICO	0	160	-	0	528	-
DOMINICAN REPUBLIC	297	0	-100,00	11.310	0	-100,00
NETHERLANDS ANTILLES	0	104	-	0	33.557	-
UNITED KINGDOM	3.597	2.208	-38,62	68.857	47.642	-30,81
NETHERLANDS	277	75	-72,92	27.735	21.264	-23,33
FRANCE	137	1.611	1.075,91	4.294	46.199	975,90
GERMANY, FED. REP. OF	20.291	4.816	-76,27	1.462.577	433.790	-70,34
LUXEMBOURG	108	0	-100,00	17.468	0	-100,00
NORWAY	0	307	-	0	61.714	-
ITALY	0	374	-	0	8.160	-
SPAIN	734	165	-77,52	41.827	8.768	-79,04
BULGARIA	0	75	-	0	2.706	-
YUGOSLAVIA	0	7	-	0	3.100	-
SLOVAKIA	0	127	-	0	2.689	-

TABEL 5. PERKEMBANGAN EKSPOR INDONESIA MENURUT KOMODITI DAN NEGARA TUJUAN

JENIS BARANG	BERAT BERSIH (KG)		PERUB	NILAI FOB (US \$)		PERUB
	JAN-JAN 2006	JAN-JAN 2007	%	JAN-JAN 2006	JAN-JAN 2007	%
(1)	(2)	(3)	(4)	(5)	(6)	(7)
SLOVENIA	372	0	-100,00	5.063	0	-100,00
CZECH REPUBLIC	0	286	-	0	9.413	-
-ALAT UKUR	24.336	92.726	281,02	245.302	750.201	205,83
JAPAN	9	2	-77,78	1.232	6.704	444,16
CHINA	0	28	-	0	445	-
THAILAND	0	1	-	0	9	-
SINGAPORE	18.400	79.971	334,63	154.880	633.405	308,97
MALAYSIA	4.724	363	-92,32	35.575	9.620	-72,96
VIET NAM	0	291	-	0	31.543	-
YEMEN	0	7.399	-	0	8.596	-
UNITED ARAB EMIRATES	265	1.170	341,51	6.651	35.800	438,26
GUINEA	47	0	-100,00	130	0	-100,00
AUSTRALIA	0	60	-	0	1.878	-
UNITED STATES	129	0	-100,00	14.320	0	-100,00
COLOMBIA	0	2.999	-	0	6.482	-
NETHERLANDS	0	3	-	0	12.061	-
GERMANY, FED. REP. OF	762	439	-42,39	32.514	3.658	-88,75
-LONCENG, ARLOJI DAN BAGIANNYA	374.116	371.904	-0,59	4.798.062	7.334.922	52,87
JAPAN	14.148	15.966	12,85	238.356	567.075	137,91
HONG KONG	37.403	19.196	-48,68	473.576	524.762	10,81
KOREA, REPUBLIC OF	115	1.549	1.246,96	6.198	28.373	357,78
TAIWAN	42.588	93.495	119,53	149.289	309.217	107,13
CHINA	1.425	154	-89,19	25.485	22.906	-10,12
MACAU	0	2.698	-	0	31.680	-
THAILAND	40.759	1.473	-96,39	194.795	68.057	-65,06
SINGAPORE	39.214	22.923	-41,54	1.038.308	2.647.437	154,98
PHILIPPINES	2.753	14.400	423,07	68.956	286.725	315,81
MALAYSIA	11.485	5.059	-55,95	263.079	222.504	-15,42
VIET NAM	1.529	31.953	1.989,80	26.510	537.489	1.927,50
INDIA	25.776	38.388	48,93	221.629	268.729	21,25
SRI LANKA	0	1.080	-	0	15.500	-
SAUDI ARABIA	11	0	-100,00	112	0	-100,00
OMAN	0	16.887	-	0	25.929	-
UNITED ARAB EMIRATES	0	1.358	-	0	106.608	-
QATAR	960	0	-100,00	4.348	0	-100,00
MOROCCO	18.633	10.511	-43,59	147.786	73.496	-50,27
KENYA	0	47	-	0	883	-
GUINEA	9.182	0	-100,00	7.136	0	-100,00
CAMEROON	477	0	-100,00	37.000	0	-100,00
NIGERIA	0	6.496	-	0	3.934	-
SENEGAL	16.666	0	-100,00	108.243	0	-100,00
SOUTH AFRICA	3.530	112	-96,83	19.847	74.849	277,13
MAURITIUS	0	4	-	0	19	-
AUSTRALIA	20.555	22.887	11,35	292.100	281.784	-3,53
NEW ZEALAND	1.273	0	-100,00	32.891	0	-100,00
FIJI	1.702	0	-100,00	12.185	0	-100,00
UNITED STATES	9.536	29.309	207,35	511.774	551.822	7,83
CANADA	954	0	-100,00	14.419	0	-100,00
MEXICO	3.767	167	-95,57	64.800	1.180	-98,18
PANAMA	22	0	-100,00	79	0	-100,00
CHILE	583	3	-99,49	8.313	48	-99,42
BRAZIL	821	257	-68,70	29.899	4.098	-86,29
UNITED KINGDOM	11.679	8.845	-24,27	230.506	130.421	-43,42
NETHERLANDS	10	126	1.160,00	969	9.206	850,05
FRANCE	1.217	5.754	372,80	11.502	236.576	1.956,82
GERMANY, FED. REP. OF	9.378	8.943	-4,64	182.858	119.671	-34,56
AUSTRIA	377	9	-97,61	2.188	1.036	-52,65
SWITZERLAND	57	241	322,81	1.129	20.000	1.671,48
DENMARK	0	8	-	0	5.200	-
FINLAND	53	0	-100,00	1.226	0	-100,00
ITALY	83	536	545,78	6.300	8.484	34,67
SPAIN	301	455	51,16	5.751	7.910	37,54
PORTUGAL	44.607	10.224	-77,08	344.119	137.159	-60,14
CZECHOSLOVAKIA	0	317	-	0	2.800	-
HUNGARY	291	20	-93,13	7.471	311	-95,84
MOLDOVA, REPUBLIC OF	196	0	-100,00	6.930	0	-100,00
RUSSIA FEDERATION	0	54	-	0	1.044	-
-COKLAT OLAHAN	7.596.060	10.974.007	44,47	16.614.838	25.429.246	53,05
JAPAN	244.575	170.708	-30,20	386.347	540.261	39,84
HONG KONG	27.624	20.174	-26,97	54.860	39.979	-27,13
KOREA, REPUBLIC OF	156.300	102.213	-34,60	119.725	91.530	-23,55
TAIWAN	2.156	9.267	329,82	10.854	27.000	148,76
CHINA	139.121	177.080	27,28	163.968	156.677	-4,45
THAILAND	169.051	463.900	174,41	340.500	617.859	81,46
SINGAPORE	74.984	215.888	187,91	90.761	423.223	366,30

TABEL 5. PERKEMBANGAN EKSPOR INDONESIA MENURUT KOMODITI DAN NEGARA TUJUAN

JENIS BARANG	BERAT BERSIH (KG)		PERUB	NILAI FOB (US \$)		PERUB
	JAN-JAN 2006	JAN-JAN 2007	%	JAN-JAN 2006	JAN-JAN 2007	%
(1)	(2)	(3)	(4)	(5)	(6)	(7)
PHILIPPINES	631.074	596.130	-5,54	518.611	437.639	-15,61
MALAYSIA	148.915	572.888	284,71	225.683	355.627	57,58
MYANMAR (FORM. BURMA)	0	5.000	-	0	5.181	-
BRUNEI DARUSSALAM	0	3.382	-	0	8.764	-
VIET NAM	19.999	95	-99,52	20.070	325	-98,38
MALDIVES	0	3.772	-	0	8.031	-
INDIA	169.233	69.856	-58,72	139.525	62.540	-55,18
PAKISTAN	17.000	90.760	433,88	12.750	69.577	445,70
BANGLADESH	4.240	13.695	223,00	1.740	25.910	1.389,08
SRI LANKA	7.000	20.888	198,40	5.250	34.115	549,81
IRAN (ISLAMIC REPUBLIC OF)	114.000	0	-100,00	103.740	0	-100,00
SAUDI ARABIA	0	5.163	-	0	27.011	-
KUWAIT	24.544	6.967	-71,61	42.838	15.843	-63,02
JORDAN	0	186	-	0	577	-
YEMEN	9.351	0	-100,00	14.400	0	-100,00
SYRIA ARAB REPUBLIC	20.000	0	-100,00	15.000	0	-100,00
TURKEY	25.000	100.000	300,00	18.750	76.580	308,43
UNITED ARAB EMIRATES	132.546	236.304	78,28	461.228	870.842	88,81
BAHRAIN	0	12.962	-	0	42.179	-
EGYPT	32.000	0	-100,00	115.200	0	-100,00
SUDAN	69	0	-100,00	715	0	-100,00
KENYA	30.516	20.324	-33,40	92.703	81.576	-12,00
MAURITANIA	14.400	0	-100,00	20.800	0	-100,00
CENTRAL AFRICAN REPUBLIC	23.000	0	-100,00	8.510	0	-100,00
SOUTH AFRICA	197.484	330.000	67,10	375.805	635.700	69,16
MAURITIUS	0	24.997	-	0	54.908	-
AUSTRALIA	943.618	905.578	-4,03	3.051.120	2.837.311	-7,01
NEW ZEALAND	74.000	54.000	-27,03	194.500	132.780	-31,73
VANUATU	0	4.006	-	0	12.591	-
FIJI	0	3.979	-	0	16.118	-
TONGA	2.104	0	-100,00	4.216	0	-100,00
EAST TIMOR	2.401	0	-100,00	3.533	0	-100,00
UNITED STATES	1.160.956	1.605.205	38,27	3.877.437	5.498.861	41,82
MEXICO	174.000	96.000	-44,83	74.250	73.920	-0,44
ARGENTINA	0	29.999	-	0	14.400	-
BRAZIL	265.500	252.000	-5,08	199.125	194.040	-2,55
URUGUAY	0	219.999	-	0	79.600	-
UNITED KINGDOM	0	49.800	-	0	31.153	-
NETHERLANDS	560.000	1.000.000	78,57	2.131.275	3.821.493	79,31
FRANCE	700.000	980.000	40,00	2.559.775	3.960.566	54,72
GERMANY, FED. REP. OF	0	228.000	-	0	450.562	-
BELGIUM	240.000	889.400	270,58	864.000	3.024.624	250,07
SPAIN	969.300	1.281.400	32,20	238.865	487.295	104,00
HUNGARY	15.000	33.008	120,05	7.609	41.165	441,00
POLAND	16.000	0	-100,00	6.120	0	-100,00
ARMENIA	0	35	-	0	178	-
UKRAINE	16.999	40.999	141,18	9.680	23.955	147,47
LATVIA	0	14.000	-	0	10.780	-
CROATIA	0	14.000	-	0	8.400	-
RUSSIA FEDERATION	22.000	0	-100,00	33.000	0	-100,00
-GULA TETES	15.606.061	7.807.746	-49,97	1.502.955	541.479	-63,97
KOREA, REPUBLIC OF	10.540.000	7.800.000	-26,00	1.018.860	535.020	-47,49
SINGAPORE	234	4.975	2.026,07	2.208	5.933	168,70
MALAYSIA	14.361	2.771	-80,70	1.998	526	-73,67
VIET NAM	5.051.466	0	-100,00	479.889	0	-100,00
-KERUPUK UDANG	358.064	593.483	65,75	526.686	1.100.864	109,02
JAPAN	0	6.359	-	0	11.025	-
HONG KONG	2.056	15.362	647,18	717	208.512	28.981,17
KOREA, REPUBLIC OF	13.600	57.340	321,62	20.480	83.953	309,93
TAIWAN	11.133	7.450	-33,08	8.557	7.504	-12,31
SINGAPORE	3.586	27.094	655,55	3.679	47.580	1.193,29
MALAYSIA	16.164	25.313	56,60	10.899	15.896	45,85
SAUDI ARABIA	22.969	5.957	-74,07	23.193	6.475	-72,08
UNITED ARAB EMIRATES	999	0	-100,00	2.260	0	-100,00
AUSTRALIA	2.686	0	-100,00	4.828	0	-100,00
NEW ZEALAND	0	1.946	-	0	3.121	-
UNITED STATES	1.977	7.524	280,58	4.486	22.095	392,53
CANADA	0	1.500	-	0	3.760	-
UNITED KINGDOM	83.740	111.173	32,76	125.387	150.441	19,98
NETHERLANDS	183.450	283.986	54,80	308.685	484.672	57,01
FRANCE	0	14.565	-	0	29.826	-
BELGIUM	9.377	14.314	52,65	6.282	11.352	80,71
ROMANIA	6.327	13.600	114,95	7.233	14.652	102,57
-BUAH/SAYURAN OLAHAN	37.404.158	47.885.055	28,02	21.435.893	27.180.966	26,80
JAPAN	1.229.376	1.084.729	-11,77	951.738	1.015.262	6,67

TABEL 5. PERKEMBANGAN EKSPOR INDONESIA MENURUT KOMODITI DAN NEGARA TUJUAN

JENIS BARANG	BERAT BERSIH (KG)		PERUB	NILAI FOB (US \$)		PERUB
	JAN-JAN 2006	JAN-JAN 2007	%	JAN-JAN 2006	JAN-JAN 2007	%
(1)	(2)	(3)	(4)	(5)	(6)	(7)
HONG KONG	215.434	255.010	18,37	321.539	473.861	47,37
KOREA, REPUBLIC OF	104.576	184.398	76,33	96.918	157.587	62,60
TAIWAN	193.276	741.038	283,41	106.458	414.824	289,66
CHINA	159.648	432.143	170,68	81.484	119.660	46,85
THAILAND	77.528	510	-99,34	50.267	2.142	-95,74
SINGAPORE	7.454.035	9.975.610	33,83	4.035.072	4.404.856	9,16
PHILIPPINES	13.796	32.108	132,73	6.207	31.798	412,29
MALAYSIA	6.155.774	9.449.126	53,50	993.785	1.198.886	20,64
CAMBODIA	69.000	0	-100,00	600	0	-100,00
BRUNEI DARUSSALAM	209	6.287	2.908,13	849	12.193	1.336,16
NEPAL	176.280	0	-100,00	92.300	0	-100,00
VIET NAM	1.661.980	5.113.707	207,69	1.089.378	3.551.534	226,01
MALDIVES	0	3.477	-	0	4.304	-
INDIA	5.727.589	13.766.154	140,35	3.931.675	9.184.587	133,60
PAKISTAN	74.082	150.000	102,48	10.485	90.500	763,14
IRAN (ISLAMIC REPUBLIC OF)	9.580	45.538	375,34	1.000	6.082	508,20
SAUDI ARABIA	50.600	4.031	-92,03	44.582	14.400	-67,70
KUWAIT	0	73.818	-	0	36.011	-
JORDAN	0	39.459	-	0	75.678	-
LEBANON	0	44.931	-	0	193.975	-
SYRIA ARAB REPUBLIC	0	14.400	-	0	73.292	-
TURKEY	18.282	100.025	447,12	9.994	66.769	568,09
UNITED ARAB EMIRATES	242.118	178.859	-26,13	121.880	145.864	19,68
BAHRAIN	84.000	24.750	-70,54	37.800	16.641	-55,98
CYPRUS	0	12.500	-	0	9.375	-
EGYPT	175.336	281.041	60,29	96.244	138.021	43,41
MOROCCO	0	50.000	-	0	30.500	-
TUNISIA	12.500	0	-100,00	2.500	0	-100,00
NIGERIA	18.000	0	-100,00	10.200	0	-100,00
SOUTH AFRICA	98.028	111.098	13,33	54.701	54.482	-0,40
MAURITIUS	556	12.500	2.148,20	5.634	7.000	24,25
AUSTRALIA	61.435	42.169	-31,36	44.081	23.573	-46,52
NEW ZEALAND	17.247	66.987	288,40	8.683	55.998	544,92
GUAM	368	0	-100,00	1.165	0	-100,00
NEW CALEDONIA	0	1.488	-	0	1.800	-
VANUATU	0	612	-	0	1.926	-
UNITED STATES	4.725.812	2.181.046	-53,85	4.123.405	3.144.257	-23,75
CANADA	65.425	16.783	-74,35	297.732	76.923	-74,16
MEXICO	0	51.120	-	0	61.350	-
PANAMA	16.193	0	-100,00	11.800	0	-100,00
CHILE	294.199	73.399	-75,05	155.948	41.573	-73,34
ARGENTINA	169.337	220.730	30,35	94.514	150.435	59,17
BRAZIL	50.000	193.000	286,00	30.500	146.800	381,31
URUGUAY	25.000	64.500	158,00	5.000	45.195	803,90
PARAGUAY	0	75.000	-	0	24.000	-
PERU	42.472	25.500	-39,96	15.660	5.000	-68,07
UNITED KINGDOM	346.967	127.140	-63,36	220.575	84.920	-61,50
NETHERLANDS	1.228.333	209.661	-82,93	764.536	168.831	-77,92
FRANCE	117.300	127.451	8,65	126.186	164.552	30,40
GERMANY, FED. REP. OF	2.722.067	575.608	-78,85	1.247.537	424.892	-65,94
AUSTRIA	141.916	35.460	-75,01	87.185	21.510	-75,33
BELGIUM	219.117	107.448	-50,96	184.387	113.706	-38,33
DENMARK	10.886	73.514	575,31	6.798	30.382	346,93
NORWAY	45.246	0	-100,00	42.606	0	-100,00
SWEDEN	110.081	17.831	-83,80	94.783	9.141	-90,36
FINLAND	639.943	106.658	-83,33	340.935	49.886	-85,37
ITALY	229.588	67.472	-70,61	129.381	40.153	-68,97
SPAIN	1.251.966	158.893	-87,31	845.558	97.368	-88,48
PORTUGAL	26.000	25.000	-3,85	18.980	15.250	-19,65
GREECE	62.280	25.000	-59,86	38.400	15.250	-60,29
HUNGARY	0	25.000	-	0	15.250	-
POLAND	0	325.000	-	0	203.400	-
ROMANIA	180.547	0	-100,00	86.847	0	-100,00
BULGARIA	12.000	0	-100,00	7.320	0	-100,00
BELARUS	20.000	0	-100,00	15.200	0	-100,00
KAZAKHSTAN	0	26.000	-	0	26.650	-
UKRAINE	25.000	0	-100,00	12.585	0	-100,00
UZBEKISTAN	0	12.500	-	0	7.625	-
LITHUANIA	0	25.000	-	0	15.250	-
LATVIA	0	22.550	-	0	12.628	-
SLOVENIA	53.190	17.730	-66,67	23.711	7.920	-66,60
CZECH REPUBLIC	31.042	0	-100,00	23.775	0	-100,00
RUSSIA FEDERATION	441.618	574.558	30,10	176.830	347.488	96,51
-MINUMAN OLAHAN	5.129.746	8.901.477	73,53	2.542.698	4.867.087	91,41
JAPAN	132.987	4.476.449	3.266,08	794.272	2.707.898	240,93
HONG KONG	108.247	136.663	26,25	230.506	166.440	-27,79
KOREA, REPUBLIC OF	0	1.662	-	0	3.190	-

TABEL 5. PERKEMBANGAN EKSPOR INDONESIA MENURUT KOMODITI DAN NEGARA TUJUAN

JENIS BARANG	BERAT BERSIH (KG)		PERUB	NILAI FOB (US \$)		PERUB
	JAN-JAN 2006	JAN-JAN 2007	%	JAN-JAN 2006	JAN-JAN 2007	%
(1)	(2)	(3)	(4)	(5)	(6)	(7)
TAIWAN	92.727	189.536	104,40	37.038	141.254	281,38
CHINA	250	290	16,00	142	189	33,10
PAPUA NEW GUINEA	10.041	47.584	373,90	4.715	279.591	5.829,82
THAILAND	19.802	181.110	814,60	30.518	99.254	225,23
SINGAPORE	1.720.701	1.913.137	11,18	685.150	625.814	-8,66
PHILIPPINES	0	214.483	-	0	98.253	-
MALAYSIA	130.584	322.351	146,85	72.844	202.987	178,66
BRUNEI DARUSSALAM	108.645	94.364	-13,14	49.463	52.090	5,31
VIET NAM	0	324.997	-	0	129.990	-
MALDIVES	143	3.958	2.667,83	161	5.242	3.155,90
INDIA	0	17.932	-	0	11.250	-
BANGLADESH	4.000	1.801	-54,98	2.181	910	-58,28
SAUDI ARABIA	16.729	19.397	15,95	3.430	18.864	449,97
OMAN	109.654	54.827	-50,00	71.776	35.888	-50,00
UNITED ARAB EMIRATES	96.698	104.418	7,98	156.971	107.415	-31,57
TOGO	0	12	-	0	12	-
GHANA	0	17.664	-	0	13.455	-
SIERRA LEONE	16.896	17.664	4,55	12.320	13.455	9,21
SENEGAL	0	14.410	-	0	7.281	-
BENIN	0	31.986	-	0	19.884	-
AUSTRALIA	2.356.501	484.035	-79,46	266.234	54.386	-79,57
NEW ZEALAND	699	1.230	75,97	749	3.857	414,95
VANUATU	17.122	57.513	235,90	2.571	9.443	267,29
AMERICAN SAMOA	0	10.923	-	0	3.994	-
SOLOMON ISLANDS	49.479	112.860	128,10	53.961	26.270	-51,32
TONGA	35.657	0	-100,00	16.306	0	-100,00
EAST TIMOR	33.861	158	-99,53	10.043	56	-99,44
UNITED STATES	62.704	18.540	-70,43	32.639	7.830	-76,01
CANADA	5.400	0	-100,00	8.000	0	-100,00
DOMINICAN REPUBLIC	0	9.550	-	0	10.200	-
CAPE VERDE	0	15.293	-	0	8.424	-
NETHERLANDS	85	4.665	5.388,24	339	2.008	492,33
AUSTRIA	110	0	-100,00	349	0	-100,00
IRELAND	24	15	-37,50	20	13	-35,00
-ROKOK DAN TEMBAKAU OLAHAN	3.569.974	5.205.653	45,82	16.416.308	27.051.086	64,78
JAPAN	15.352	34.257	123,14	152.007	637.647	319,49
HONG KONG	1.336	8.165	511,15	12.476	126.015	910,06
KOREA, REPUBLIC OF	0	1.617	-	0	6.090	-
TAIWAN	8.654	0	-100,00	28.362	0	-100,00
MACAU	0	9.400	-	0	40.687	-
THAILAND	145.530	354.602	143,66	463.050	1.279.580	176,34
SINGAPORE	333.507	441.121	32,27	3.459.207	5.346.987	54,57
PHILIPPINES	265.833	76.589	-71,19	1.373.133	452.723	-67,03
MALAYSIA	485.556	623.223	28,35	3.579.726	4.508.152	25,94
MYANMAR (FORM. BURMA)	499.200	0	-100,00	1.158.144	0	-100,00
CAMBODIA	916.530	1.626.563	77,47	2.904.805	5.828.585	100,65
BRUNEI DARUSSALAM	2.979	2.749	-7,72	19.600	10.678	-45,52
VIET NAM	30.058	375.614	1.149,63	219.060	1.781.087	713,06
SRI LANKA	167	1.038	521,56	4.234	2.682	-36,66
JORDAN	191.520	43.092	-77,50	630.000	161.595	-74,35
LEBANON	25.536	25.536	0,00	84.000	95.760	14,00
TURKEY	0	22.800	-	0	85.500	-
UNITED ARAB EMIRATES	14.786	7.184	-51,41	47.050	73.537	56,30
QATAR	0	363	-	0	3.421	-
EGYPT	0	28.728	-	0	107.730	-
TUNISIA	0	50.000	-	0	75.000	-
SOUTH AFRICA	150	0	-100,00	2.134	0	-100,00
AUSTRALIA	19.849	674.149	3.296,39	56.310	2.626.232	4.563,88
UNITED STATES	45.314	113.145	149,69	493.981	678.504	37,35
BRAZIL	0	17.404	-	0	85.330	-
BOLIVIA	0	1.959	-	0	22.970	-
PARAGUAY	17.898	24.696	37,98	306.240	339.500	10,86
PUERTO RICO	242.000	0	-100,00	72.600	0	-100,00
DOMINICAN REPUBLIC	0	8.895	-	0	43.669	-
UNITED KINGDOM	0	44	-	0	679	-
NETHERLANDS	88.612	38.432	-56,63	511.175	381.338	-25,40
GERMANY, FED. REP. OF	42.597	337.599	692,54	249.778	1.615.158	546,64
BELGIUM	27.158	32.904	21,16	260.486	318.736	22,36
DENMARK	5.751	5	-99,91	178.730	147.050	-17,73
SPAIN	3.705	4.216	13,79	29.736	38.682	30,08
POLAND	96	1.912	1.891,67	2.504	27.519	999,00
UKRAINE	19.800	37.652	90,16	38.610	27.863	-27,83
RUSSIA FEDERATION	120.500	180.000	49,38	79.170	74.400	-6,03
-DAGING TERNAK	204.035	267.645	31,18	773.549	889.334	14,97
JAPAN	200	1.694	747,00	820	5.081	519,63
HONG KONG	11.854	36.240	205,72	17.294	47.718	175,92

TABEL 5. PERKEMBANGAN EKSPOR INDONESIA MENURUT KOMODITI DAN NEGARA TUJUAN

JENIS BARANG	BERAT BERSIH (KG)		PERUB	NILAI FOB (US \$)		PERUB
	JAN-JAN 2006	JAN-JAN 2007	%	JAN-JAN 2006	JAN-JAN 2007	%
(1)	(2)	(3)	(4)	(5)	(6)	(7)
KOREA, REPUBLIC OF	7.575	3.017	-60,17	26.319	10.496	-60,12
SINGAPORE	11.688	3.031	-74,07	46.523	5.306	-88,59
PHILIPPINES	2	0	-100,00	30	0	-100,00
MALAYSIA	7.792	346	-95,56	10.297	864	-91,61
UNITED STATES	0	5	-	0	11	-
UNITED KINGDOM	12.240	0	-100,00	85.779	0	-100,00
NETHERLANDS	17.959	40.488	125,45	79.861	137.925	72,71
FRANCE	67.935	70.566	3,87	259.228	288.369	11,24
BELGIUM	66.790	112.258	68,08	247.398	393.564	59,08
-DAGING UNGGAS	1	28	2.700,00	3	16.400	546.566,67
CANADA	0	28	-	0	16.400	-
NETHERLANDS	1	0	-100,00	3	0	-100,00
-IKAN OLAHAN	11.549.711	12.258.942	6,14	38.695.729	38.826.550	0,34
JAPAN	1.709.941	2.520.383	47,40	6.403.316	7.285.863	13,78
HONG KONG	139.621	190.219	36,24	1.114.154	883.284	-20,72
KOREA, REPUBLIC OF	365.876	258.193	-29,43	431.729	334.945	-22,42
TAIWAN	113.406	221.334	95,17	151.248	267.163	76,64
CHINA	553.712	136.797	-75,29	230.631	301.118	30,56
THAILAND	121.596	785.722	546,17	35.101	301.728	759,60
SINGAPORE	848.930	709.197	-16,46	1.050.750	938.213	-10,71
PHILIPPINES	17.704	13.488	-23,81	30.852	12.283	-60,19
MALAYSIA	297.096	338.362	13,89	172.434	267.233	54,98
VIET NAM	152.819	104.377	-31,70	292.625	208.313	-28,81
MALDIVES	0	427	-	0	564	-
SRI LANKA	238.835	417.049	74,62	141.782	280.446	97,80
SAUDI ARABIA	180.573	169.500	-6,13	614.565	484.754	-21,12
JORDAN	310.160	325.584	4,97	722.730	859.180	18,88
LEBANON	21.256	16.319	-23,23	48.690	80.763	65,87
UNITED ARAB EMIRATES	49.366	0	-100,00	88.801	0	-100,00
EGYPT	0	43.190	-	0	95.110	-
LIBYAN ARAB JAMAHIRIYA	347.383	289.242	-16,74	797.790	698.168	-12,49
REUNION	17.493	7.959	-54,50	64.060	42.370	-33,86
TOGO	0	15.500	-	0	17.260	-
GHANA	46.500	252.717	443,48	43.800	275.315	528,57
CAMEROON	0	304.792	-	0	322.180	-
GABON	0	35.463	-	0	34.236	-
SOUTH AFRICA	0	78.000	-	0	102.700	-
MAURITIUS	20.427	0	-100,00	22.398	0	-100,00
AUSTRALIA	215.592	211.050	-2,11	592.162	819.774	38,44
NEW ZEALAND	42.779	28.812	-32,65	49.087	129.125	163,05
EAST TIMOR	1.885	0	-100,00	1.525	0	-100,00
UNITED STATES	3.563.356	3.245.224	-8,93	19.032.560	18.740.730	-1,53
CANADA	80.723	218.043	170,11	424.348	801.739	88,93
MEXICO	37.942	0	-100,00	74.200	0	-100,00
GUATEMALA	33.293	0	-100,00	38.189	0	-100,00
TRINIDAD AND TOBAGO	25.107	0	-100,00	10.043	0	-100,00
PUERTO RICO	53.157	43.352	-18,45	149.467	194.424	30,08
MARTINIQUE	21.500	40.325	87,56	55.900	107.549	92,40
UNITED KINGDOM	266.272	154.988	-41,79	777.617	716.406	-7,87
NETHERLANDS	269.496	93.372	-65,35	1.237.101	289.444	-76,60
FRANCE	137.130	143.323	4,52	238.872	247.459	3,59
GERMANY, FED. REP. OF	588.768	414.892	-29,53	1.236.631	945.301	-23,56
BELGIUM	186.577	234.880	25,89	832.486	1.137.215	36,60
SWITZERLAND	10.080	0	-100,00	28.650	0	-100,00
DENMARK	66.858	0	-100,00	281.834	0	-100,00
SWEDEN	6.549	0	-100,00	85.515	0	-100,00
IRELAND	18.048	0	-100,00	30.850	0	-100,00
ITALY	182.960	68.981	-62,30	319.767	143.907	-55,00
SPAIN	79.400	67.328	-15,20	161.552	343.760	112,79
PORTUGAL	27.536	0	-100,00	11.928	0	-100,00
GREECE	12.009	3	-99,98	33.349	9	-99,97
POLAND	69.000	0	-100,00	531.700	0	-100,00
BULGARIA	0	60.555	-	0	116.519	-
RUSSIA FEDERATION	1.000	0	-100,00	2.940	0	-100,00
-BERAS GILING	125.021	56.174	-55,07	66.720	29.053	-56,46
HONG KONG	22	16	-27,27	52	28	-46,15
TAIWAN	79.999	0	-100,00	36.400	0	-100,00
SINGAPORE	45.000	22.500	-50,00	30.268	15.638	-48,33
MALAYSIA	0	33.346	-	0	13.289	-
SUDAN	0	312	-	0	98	-
-KOPI OLAHAN	0	15.500	-	0	23.015	-
HONG KONG	0	475	-	0	500	-
SINGAPORE	0	15.025	-	0	22.515	-

TABEL 5. PERKEMBANGAN EKSPOR INDONESIA MENURUT KOMODITI DAN NEGARA TUJUAN

JENIS BARANG	BERAT BERSIH (KG)		PERUB	NILAI FOB (US \$)		PERUB
	JAN-JAN 2006	JAN-JAN 2007	%	JAN-JAN 2006	JAN-JAN 2007	%
(1)	(2)	(3)	(4)	(5)	(6)	(7)
-TEH OLAHAN	4.119.857	3.077.334	-25,30	5.440.445	5.404.352	-0,66
JAPAN	42.052	46.005	9,40	59.310	74.894	26,28
HONG KONG	411	400	-2,68	1.790	4.734	164,47
KOREA, REPUBLIC OF	1.224	0	-100,00	5.850	0	-100,00
TAIWAN	57.807	35.210	-39,09	104.439	91.323	-12,56
SINGAPORE	116.068	30.059	-74,10	288.856	112.358	-61,10
PHILIPPINES	2.983	2.073	-30,51	15.264	18.653	22,20
MALAYSIA	279.690	370.010	32,29	439.614	736.593	67,55
VIET NAM	25.524	0	-100,00	111.094	0	-100,00
INDIA	62.240	129.210	107,60	74.105	182.375	146,10
PAKISTAN	389.740	284.416	-27,02	437.705	448.021	2,36
SRI LANKA	13.200	42.360	220,91	19.886	72.431	264,23
AFGHANISTAN	0	21.384	-	0	28.116	-
IRAQ	12.582	0	-100,00	19.432	0	-100,00
SAUDI ARABIA	9.000	0	-100,00	28.585	0	-100,00
YEMEN	350	0	-100,00	5.400	0	-100,00
TURKEY	63.280	0	-100,00	80.484	0	-100,00
UNITED ARAB EMIRATES	62.494	85.820	37,33	252.468	125.583	-50,26
EGYPT	25.000	10.400	-58,40	26.560	14.706	-44,63
AUSTRALIA	158.220	164.791	4,15	489.353	645.034	31,81
NEW ZEALAND	54.115	45.071	-16,71	137.563	159.994	16,31
FIJI	21.840	0	-100,00	21.216	0	-100,00
EAST TIMOR	1.285	0	-100,00	1.537	0	-100,00
UNITED STATES	302.269	401.992	32,99	294.952	575.113	94,99
CANADA	0	43.820	-	0	64.476	-
SURINAME	0	1.921	-	0	17.152	-
CHILE	0	35.200	-	0	58.074	-
UNITED KINGDOM	940.224	526.657	-43,99	1.018.592	758.905	-25,49
NETHERLANDS	358.134	319.486	-10,79	353.020	475.043	34,57
GERMANY, FED. REP. OF	133.375	29.399	-77,96	123.507	43.542	-64,75
IRELAND	21.640	0	-100,00	26.129	0	-100,00
POLAND	194.580	66.220	-65,97	212.777	118.658	-44,23
KAZAKHSTAN	47.520	0	-100,00	51.955	0	-100,00
UKRAINE	66.800	22.000	-67,07	68.384	22.946	-66,45
UZBEKISTAN	27.030	0	-100,00	42.980	0	-100,00
RUSSIA FEDERATION	629.180	363.430	-42,24	627.638	555.628	-11,47
-GULA PASIR	33.184	9.023	-72,81	27.703	12.741	-54,01
HONG KONG	869	1.571	80,78	1.501	2.620	74,55
SINGAPORE	109	104	-4,59	85	107	25,88
MALAYSIA	3.601	6.043	67,81	2.138	5.992	180,26
AUSTRALIA	2.432	240	-90,13	4.661	797	-82,90
UNITED STATES	2.015	1.065	-47,15	4.517	3.225	-28,60
CANADA	24.158	0	-100,00	14.801	0	-100,00
-GULA LAINNYA	444.904	606.506	36,32	258.473	303.407	17,38
JAPAN	11.573	1.720	-85,14	9.996	1.317	-86,82
HONG KONG	1.451	8.317	473,19	2.715	13.507	397,50
CHINA	3.000	0	-100,00	42.000	0	-100,00
PAPUA NEW GUINEA	16.899	0	-100,00	19.762	0	-100,00
THAILAND	1	720	71.900,00	10	2.720	27.100,00
SINGAPORE	204.766	195.464	-4,54	93.062	99.183	6,58
PHILIPPINES	16	7	-56,25	1.218	655	-46,22
MALAYSIA	71.000	116.900	64,65	24.643	49.700	101,68
VIET NAM	1	0	-100,00	10	0	-100,00
MALDIVES	17.818	3.867	-78,30	6.250	981	-84,30
INDIA	0	74.000	-	0	34.200	-
PAKISTAN	0	126	-	0	885	-
JORDAN	35.000	0	-100,00	14.525	0	-100,00
TURKEY	0	14.000	-	0	8.255	-
TANZANIA, UNITED REPUBLIC OF	18.000	0	-100,00	6.964	0	-100,00
AUSTRALIA	780	105.051	13.368,08	1.549	47.616	2.973,98
NEW ZEALAND	0	70.500	-	0	33.464	-
VANUATU	800	0	-100,00	796	0	-100,00
EAST TIMOR	18.529	0	-100,00	7.973	0	-100,00
UNITED STATES	9.571	0	-100,00	11.625	0	-100,00
CANADA	30	0	-100,00	40	0	-100,00
UNITED KINGDOM	0	12.750	-	0	7.050	-
NETHERLANDS	669	3.084	360,99	1.218	3.874	218,06
NORWAY	35.000	0	-100,00	14.117	0	-100,00
-MAKANAN OLAHAN LAINNYA	20.536.653	23.515.260	14,50	31.815.231	35.880.809	12,78
JAPAN	939.357	840.448	-10,53	1.244.476	1.024.479	-17,68
HONG KONG	696.673	778.635	11,76	3.961.936	4.079.853	2,98
KOREA, REPUBLIC OF	368.949	381.712	3,46	360.057	395.307	9,79
TAIWAN	1.182.971	1.523.236	28,76	1.694.108	2.453.141	44,80
CHINA	191.909	86.664	-54,84	322.597	182.301	-43,49
PAPUA NEW GUINEA	177.124	231.939	30,95	186.970	272.871	45,94

TABEL 5. PERKEMBANGAN EKSPOR INDONESIA MENURUT KOMODITI DAN NEGARA TUJUAN

JENIS BARANG	BERAT BERSIH (KG)		PERUB	NILAI FOB (US \$)		PERUB
	JAN-JAN 2006	JAN-JAN 2007	%	JAN-JAN 2006	JAN-JAN 2007	%
(1)	(2)	(3)	(4)	(5)	(6)	(7)
THAILAND	874.817	763.205	-12,76	1.725.683	1.400.156	-18,86
SINGAPORE	1.750.949	2.388.067	36,39	2.781.827	3.387.412	21,77
PHILIPPINES	2.836.882	2.470.954	-12,90	3.011.437	3.017.932	0,22
MALAYSIA	3.040.929	4.858.495	59,77	3.422.792	4.861.356	42,03
MYANMAR (FORM. BURMA)	38.033	7.620	-79,96	43.990	28.458	-35,31
CAMBODIA	600	17.025	2.737,50	36.100	64.555	78,82
BRUNEI DARUSSALAM	289.863	348.669	20,29	441.354	467.691	5,97
LAO PEOPLE'S DEMOCRATIC REPUBLI	12.000	0	-100,00	66.050	0	-100,00
NEPAL	13.635	0	-100,00	15.132	0	-100,00
VIET NAM	489.894	698.427	42,57	668.702	1.723.002	157,66
MALDIVES	24.104	99.447	312,57	32.122	152.443	374,58
INDIA	34.783	252.021	624,55	17.955	337.043	1.777,15
PAKISTAN	93.423	106.667	14,18	158.525	156.722	-1,14
BANGLADESH	6.469	50.482	680,37	4.509	55.963	1.141,14
SRI LANKA	67.499	28.183	-58,25	39.653	21.552	-45,65
IRAN (ISLAMIC REPUBLIC OF)	34.552	0	-100,00	48.257	0	-100,00
SAUDI ARABIA	761.660	1.207.315	58,51	1.524.990	2.296.196	50,57
KUWAIT	107.845	94.691	-12,20	141.069	168.381	19,36
JORDAN	124.732	223.762	79,39	193.599	301.860	55,92
LEBANON	6.567	72.461	1.003,41	7.125	137.356	1.827,80
YEMEN	6.887	0	-100,00	9.875	0	-100,00
OMAN	17.376	21.897	26,02	20.478	32.978	61,04
SYRIA ARAB REPUBLIC	0	2.054	-	0	8.164	-
TURKEY	18.960	99.311	423,79	29.220	94.112	222,08
UNITED ARAB EMIRATES	377.469	409.445	8,47	519.969	639.973	23,08
QATAR	45.496	84.292	85,27	49.960	104.409	108,99
BAHRAIN	1.135	0	-100,00	6.772	0	-100,00
CYPRUS	0	6.362	-	0	7.137	-
EGYPT	0	66.278	-	0	109.177	-
MOROCCO	19.331	0	-100,00	29.374	0	-100,00
SUDAN	207	0	-100,00	2.145	0	-100,00
KENYA	0	25.726	-	0	39.142	-
MOZAMBIQUE	17.865	0	-100,00	29.143	0	-100,00
TOGO	0	18.760	-	0	14.183	-
GHANA	37.777	0	-100,00	81.828	0	-100,00
ANGOLA	15.462	0	-100,00	25.562	0	-100,00
CAMEROON	0	12.504	-	0	13.950	-
NIGERIA	689.725	74.705	-89,17	1.672.376	125.334	-92,51
MAURITANIA	56.374	0	-100,00	76.977	0	-100,00
BENIN	0	46.990	-	0	109.555	-
BURKINA FASO	2.460	0	-100,00	42.025	0	-100,00
SEYCHELLES	0	1.457	-	0	4.032	-
UGANDA	0	17.449	-	0	21.394	-
SOUTH AFRICA	82.093	88.130	7,35	64.461	111.581	73,10
MAURITIUS	22.213	14.400	-35,17	16.872	20.880	23,76
AUSTRALIA	684.933	994.488	45,19	965.456	1.468.174	52,07
NEW ZEALAND	151.525	119.762	-20,96	210.551	209.915	-0,30
MICRONESIA, FEDERATED STATES OF	0	603	-	0	3.674	-
GUAM	470	60	-87,23	4.492	384	-91,45
NEW CALEDONIA	8.171	7.405	-9,37	24.185	9.946	-58,88
VANUATU	3.092	23.045	645,31	3.373	29.173	764,90
AMERICAN SAMOA	0	10.504	-	0	5.171	-
COOK ISLANDS	3.678	0	-100,00	4.845	0	-100,00
FIJI	43.284	31.026	-28,32	54.039	54.773	1,36
KIRIBATI	0	6.814	-	0	6.865	-
SAMOA	8.636	18.840	118,16	13.915	14.550	4,56
SOLOMON ISLANDS	14.569	34.065	133,82	42.417	38.024	-10,36
TONGA	33.649	30.432	-9,56	34.789	27.852	-19,94
TUVALU	0	2.778	-	0	3.793	-
EAST TIMOR	92.212	8	-99,99	73.124	11	-99,98
UNITED STATES	1.600.650	1.674.701	4,63	2.696.805	3.061.301	13,52
CANADA	97.052	164.544	69,54	416.579	282.571	-32,17
MEXICO	25.965	23.337	-10,12	72.792	64.965	-10,75
SURINAME	11.119	320	-97,12	12.044	2.868	-76,19
BRAZIL	0	6.864	-	0	2.800	-
JAMAICA	0	19.368	-	0	12.861	-
PUERTO RICO	50.928	21.392	-58,00	51.391	56.423	9,79
DOMINICAN REPUBLIC	0	51.000	-	0	12.000	-
UNITED KINGDOM	76.496	97.022	26,83	97.361	208.632	114,29
NETHERLANDS	1.707.435	1.225.904	-28,20	1.529.255	1.190.988	-22,12
FRANCE	118	0	-100,00	764	0	-100,00
GERMANY, FED. REP. OF	40.637	36.126	-11,10	38.802	75.178	93,75
AUSTRIA	0	279	-	0	1.188	-
BELGIUM	29.024	1.557	-94,64	101.270	1.235	-98,78
NORWAY	43.525	23.313	-46,44	46.808	28.353	-39,43
SWEDEN	0	44.000	-	0	15.400	-
FINLAND	9.360	11.592	23,85	17.810	22.599	26,89
ITALY	54.694	16.399	-70,02	151.009	186.335	23,39

TABEL 5. PERKEMBANGAN EKSPOR INDONESIA MENURUT KOMODITI DAN NEGARA TUJUAN

JENIS BARANG	BERAT BERSIH (KG)		PERUB	NILAI FOB (US \$)		PERUB
	JAN-JAN 2006	JAN-JAN 2007	%	JAN-JAN 2006	JAN-JAN 2007	%
(1)	(2)	(3)	(4)	(5)	(6)	(7)
SPAIN	28.364	122.550	332,06	122.229	96.028	-21,44
PORTUGAL	0	8.638	-	0	7.610	-
CZECHOSLOVAKIA	17.712	0	-100,00	21.156	0	-100,00
POLAND	2.000	24.000	1.100,00	9.600	13.800	43,75
ROMANIA	5.453	0	-100,00	6.233	0	-100,00
BULGARIA	6.705	2.460	-63,31	5.700	41.000	619,30
ARMENIA	0	1.923	-	0	7.751	-
UKRAINE	11.422	41.412	262,56	9.719	48.912	403,26
LITHUANIA	5.148	0	-100,00	8.905	0	-100,00
LATVIA	32.754	32.704	-0,15	47.462	49.484	4,26
ESTONIA	25.579	0	-100,00	38.919	0	-100,00
CROATIA	0	3.914	-	0	8.606	-
MALTA	8.384	17.152	104,58	13.384	22.915	71,21
CZECH REPUBLIC	0	43.074	-	0	44.670	-
RUSSIA FEDERATION	24.861	0	-100,00	39.996	0	-100,00
SEMEN	501.764.338	584.031.108	16,40	14.524.785	17.418.200	19,92
JAPAN	1.200.000	2.000.000	66,67	46.800	82.000	75,21
HONG KONG	0	109.128	-	0	22.707	-
KOREA, REPUBLIC OF	200.000	0	-100,00	21.168	0	-100,00
TAIWAN	847.717	2.176.262	156,72	58.392	155.971	167,11
THAILAND	1.000	0	-100,00	100	0	-100,00
SINGAPORE	10.327.024	41.565.643	302,49	294.082	1.220.655	315,07
PHILIPPINES	0	6.249	-	0	1.616	-
MALAYSIA	46.550.580	41.898.181	-9,99	1.299.834	1.150.771	-11,47
BRUNEI DARUSSALAM	0	41.040.600	-	0	914.102	-
MALDIVES	4.000.000	7.000.000	75,00	139.880	273.000	95,17
BANGLADESH	46.112.763	62.285.289	35,07	871.531	1.475.136	69,26
SRI LANKA	76.623.071	68.204.448	-10,99	2.262.667	2.442.580	7,95
KUWAIT	31.288.597	59.421.035	89,91	1.104.487	2.168.867	96,37
UNITED ARAB EMIRATES	57.306.061	40.412.924	-29,48	1.504.834	1.050.736	-30,18
MADAGASCAR	17.145.919	23.754.860	38,55	600.107	878.930	46,46
MOZAMBIQUE	26.225.100	29.302.030	11,73	755.807	816.941	8,09
GHANA	91.582.171	119.940.723	30,97	2.596.355	3.286.976	26,60
BENIN	27.500.000	0	-100,00	779.625	0	-100,00
MAURITIUS	22.388.698	19.602.164	-12,45	782.933	735.081	-6,11
AUSTRALIA	25.565.342	24.052.772	-5,92	750.342	690.347	-8,00
VANUATU	0	845.000	-	0	34.273	-
AMERICAN SAMOA	1.800.000	0	-100,00	69.750	0	-100,00
SAMOA	1.200.000	0	-100,00	46.500	0	-100,00
SOLOMON ISLANDS	0	60.000	-	0	2.438	-
CHRISTMAS ISLANDS	501.000	351.000	-29,94	21.308	14.926	-29,95
EAST TIMOR	67.295	2.800	-95,84	2.359	147	-93,77
UNITED STATES	9.000.000	0	-100,00	344.250	0	-100,00
FRENCH POLYNESIA	3.582.000	0	-100,00	140.924	0	-100,00
PORTUGAL	750.000	0	-100,00	30.750	0	-100,00
-DARI ROTAN	736.523	4.189.062	468,76	1.892.575	8.502.797	349,27
JAPAN	51.569	31.708	-38,51	261.785	82.566	-68,46
KOREA, REPUBLIC OF	34.048	170.689	401,32	71.107	354.753	398,90
TAIWAN	6.334	8.683	37,09	17.243	20.833	20,82
CHINA	10	0	-100,00	14	0	-100,00
THAILAND	10	630	6.200,00	94	5.740	6.006,38
SINGAPORE	1.182	0	-100,00	963	0	-100,00
MALAYSIA	11.293	238	-97,89	10.894	706	-93,52
MALDIVES	0	1	-	0	80	-
INDIA	498	0	-100,00	468	0	-100,00
SRI LANKA	2.900	0	-100,00	4.950	0	-100,00
SAUDI ARABIA	119	0	-100,00	413	0	-100,00
TURKEY	824	1.626	97,33	1.200	3.322	176,83
ALGERIA	8	0	-100,00	60	0	-100,00
REUNION	0	77	-	0	109	-
SEYCHELLES	372	10	-97,31	1.296	300	-76,85
SOUTH AFRICA	138	111	-19,57	194	39	-79,90
AUSTRALIA	39.530	23.681	-40,09	72.508	58.946	-18,70
NEW ZEALAND	9.390	2.560	-72,74	14.616	8.897	-39,13
GUAM	11	0	-100,00	256	0	-100,00
PALAU	13	0	-100,00	1.800	0	-100,00
NEW CALEDONIA	0	435	-	0	192	-
SOLOMON ISLANDS	1.312	0	-100,00	2.978	0	-100,00
UNITED STATES	113.719	219.131	92,70	381.396	711.277	86,49
CANADA	3.048	1.539	-49,51	9.069	9.495	4,70
MEXICO	151	3.007.531	1.991.642,38	255	5.711.015	2.239.513,73
ARGENTINA	925	196	-78,81	575	368	-36,00
BRAZIL	0	2	-	0	6	-
PERU	4	0	-100,00	108	0	-100,00
COSTA RICA	515	0	-100,00	234	0	-100,00
FRENCH GUIANA	0	149	-	0	136	-

TABEL 5. PERKEMBANGAN EKSPOR INDONESIA MENURUT KOMODITI DAN NEGARA TUJUAN

JENIS BARANG	BERAT BERSIH (KG)		PERUB	NILAI FOB (US \$)		PERUB
	JAN-JAN 2006	JAN-JAN 2007	%	JAN-JAN 2006	JAN-JAN 2007	%
(1)	(2)	(3)	(4)	(5)	(6)	(7)
FRENCH POLYNESIA	223	0	-100,00	855	0	-100,00
NETHERLANDS ANTILLES	22	0	-100,00	47	0	-100,00
GUADELOUPE	0	37	-	0	33	-
UNITED KINGDOM	69.448	23.187	-66,61	149.635	74.211	-50,41
NETHERLANDS	100.105	79.363	-20,72	206.606	215.930	4,51
FRANCE	22.196	487.684	2.097,17	61.632	917.349	1.388,43
GERMANY, FED. REP. OF	152.366	43.922	-71,17	303.253	63.569	-79,04
AUSTRIA	4.725	0	-100,00	21.239	0	-100,00
BELGIUM	47.401	28.039	-40,85	135.368	63.840	-52,84
DENMARK	25	0	-100,00	3	0	-100,00
SWEDEN	47.358	1.242	-97,38	118.833	7.661	-93,55
FINLAND	0	4.031	-	0	44.379	-
ITALY	6.626	5.706	-13,88	15.448	10.261	-33,58
SPAIN	2.723	18.323	572,90	7.791	39.805	410,91
PORTUGAL	1.122	15.595	1.289,93	6.214	76.392	1.129,35
GREECE	804	10.916	1.257,71	3.656	12.506	242,07
HUNGARY	0	74	-	0	84	-
POLAND	395	1.241	214,18	1.560	7.295	367,63
UKRAINE	323	0	-100,00	2.065	0	-100,00
ESTONIA	0	705	-	0	702	-
RUSSIA FEDERATION	2.738	0	-100,00	3.894	0	-100,00
-DARI BAHAN LAINNYA	1.323.972	1.837.145	38,76	3.725.449	3.888.775	4,38
JAPAN	163.695	76.115	-53,50	427.126	343.560	-19,56
HONG KONG	3.304	2.437	-26,24	3.138	3.664	16,76
KOREA, REPUBLIC OF	8.602	92.301	973,02	32.697	156.510	378,67
TAIWAN	194.696	133.251	-31,56	76.147	37.599	-50,62
CHINA	9.149	512.796	5.504,94	7.400	116.276	1.471,30
PAPUA NEW GUINEA	0	39	-	0	22	-
THAILAND	1.392	11.304	712,07	5.158	32.676	533,50
SINGAPORE	2.415	8.221	240,41	4.137	10.493	153,64
PHILIPPINES	0	29	-	0	61	-
MALAYSIA	10.584	38.772	266,33	20.164	31.498	56,21
BRUNEI DARUSSALAM	106	0	-100,00	559	0	-100,00
MALDIVES	1.661	4.491	170,38	6.349	18.987	199,05
INDIA	840	403	-52,02	3.342	709	-78,79
BANGLADESH	1.845	0	-100,00	8.703	0	-100,00
SRI LANKA	895	3.519	293,18	5.196	4.047	-22,11
IRAN (ISLAMIC REPUBLIC OF)	86	3.609	4.096,51	332	2.694	711,45
KUWAIT	0	90	-	0	310	-
LEBANON	0	555	-	0	135	-
YEMEN	122	0	-100,00	184	0	-100,00
TURKEY	16.350	5.579	-65,88	62.536	21.693	-65,31
UNITED ARAB EMIRATES	4.023	1.244	-69,08	26.931	2.319	-91,39
CYPRUS	496	0	-100,00	1.289	0	-100,00
MOROCCO	0	9	-	0	9	-
TUNISIA	0	6.080	-	0	7.205	-
ALGERIA	89	0	-100,00	600	0	-100,00
REUNION	2.168	4.126	90,31	8.905	8.093	-9,12
CONGO	1	0	-100,00	52	0	-100,00
SEYCHELLES	411	7.062	1.618,25	1.431	19.260	1.245,91
UGANDA	1	0	-100,00	16	0	-100,00
SOUTH AFRICA	7.182	11.969	66,65	17.636	12.617	-28,46
MAURITIUS	0	181	-	0	1.803	-
AUSTRALIA	76.713	117.074	52,61	78.931	95.398	20,86
NEW ZEALAND	7.272	763	-89,51	24.382	973	-96,01
GUAM	0	526	-	0	925	-
NEW CALEDONIA	2.262	2.372	4,86	1.983	1.664	-16,09
NORTHERN MARIANA ISLANDS	68	41	-39,71	223	231	3,59
VANUATU	386	310	-19,69	691	91	-86,83
WALLIS AND FUTUNA ISLANDS	163	0	-100,00	213	0	-100,00
COOK ISLANDS	1.072	37	-96,55	1.064	512	-51,88
FIJI	1.839	178	-90,32	3.175	3.357	5,73
EAST TIMOR	150	0	-100,00	5	0	-100,00
UNITED STATES	350.191	329.583	-5,88	1.461.244	1.677.755	14,82
CANADA	16.716	10.750	-35,69	114.970	39.788	-65,39
MEXICO	301	4.513	1.399,34	2.436	10.476	330,05
PANAMA	0	2.442	-	0	4.669	-
CHILE	645	0	-100,00	7.278	0	-100,00
ARGENTINA	4.013	2.266	-43,53	4.967	3.840	-22,69
BRAZIL	1.743	4.839	177,62	4.199	19.787	371,23
COLOMBIA	2.584	4.851	87,73	2.361	16.522	599,79
BAHAMAS	67	0	-100,00	24	0	-100,00
JAMAICA	211	2.898	1.273,46	53	6.309	11.803,77
PUERTO RICO	533	258	-51,59	980	628	-35,92
DOMINICAN REPUBLIC	195	4.316	2.113,33	219	5.318	2.328,31
EL SALVADOR	13	0	-100,00	27	0	-100,00
COSTA RICA	269	0	-100,00	271	0	-100,00

TABEL 5. PERKEMBANGAN EKSPOR INDONESIA MENURUT KOMODITI DAN NEGARA TUJUAN

JENIS BARANG	BERAT BERSIH (KG)		PERUB	NILAI FOB (US \$)		PERUB
	JAN-JAN 2006	JAN-JAN 2007	%	JAN-JAN 2006	JAN-JAN 2007	%
(1)	(2)	(3)	(4)	(5)	(6)	(7)
BARBADOS	353	3.088	774,79	177	190	7,34
CAYMAN ISLANDS	0	742	-	0	200	-
FRENCH GUIANA	0	325	-	0	239	-
FRENCH POLYNESIA	3.361	12.739	279,02	20.370	20.875	2,48
GRENADA	0	789	-	0	437	-
MARTINIQUE	543	460	-15,29	1.920	1.506	-21,56
NETHERLANDS ANTILLES	86	86	0,00	1.442	528	-63,38
TURKS AND CAICOS ISLANDS	1.044	477	-54,31	300	3.996	1.232,00
GUADELOUPE	443	1.823	311,51	1.207	20.778	1.621,46
UNITED KINGDOM	46.006	48.206	4,78	238.238	217.344	-8,77
NETHERLANDS	103.649	21.462	-79,29	164.827	37.696	-77,13
FRANCE	56.153	67.722	20,60	183.619	176.000	-4,15
GERMANY, FED. REP. OF	17.059	55.064	222,79	59.646	111.491	86,92
AUSTRIA	3.885	1.004	-74,16	19.196	6.362	-66,86
BELGIUM	19.788	20.039	1,27	105.097	42.841	-59,24
SWITZERLAND	2.949	3.058	3,70	10.212	10.711	4,89
DENMARK	757	7.595	903,30	4.436	13.098	195,27
NORWAY	227	57	-74,89	176	168	-4,55
SWEDEN	4.383	2.099	-52,11	10.220	13.103	28,21
FINLAND	1.728	3.640	110,65	6.900	5.959	-13,64
IRELAND	7	7.806	111.414,29	49	12.444	25.295,92
ITALY	78.410	31.310	-60,07	228.241	103.578	-54,62
SPAIN	51.224	92.302	80,19	150.898	267.265	77,12
PORTUGAL	5.178	1.376	-73,43	28.850	1.235	-95,72
GREECE	11.461	21.132	84,38	21.476	64.907	202,23
HUNGARY	1.758	806	-54,15	2.860	794	-72,24
POLAND	6.721	11.421	69,93	12.218	9.855	-19,34
ROMANIA	0	62	-	0	130	-
BULGARIA	0	10	-	0	40	-
UKRAINE	5.437	1.019	-81,26	16.740	967	-94,22
ESTONIA	0	1.004	-	0	1.000	-
CROATIA	650	4.250	553,85	5.002	17.328	246,42
CZECH REPUBLIC	2.943	92	-96,87	562	36	-93,59
RUSSIA FEDERATION	250	1.881	652,40	846	5.191	513,59
-DARI ROTAN	9.838.412	9.456.436	-3,88	26.326.383	27.138.374	3,08
JAPAN	979.822	886.704	-9,50	2.605.693	2.658.129	2,01
HONG KONG	2.973	7.494	152,07	8.412	33.653	300,06
KOREA, REPUBLIC OF	108.785	74.125	-31,86	137.627	115.306	-16,22
TAIWAN	87.452	110.626	26,50	141.277	165.143	16,89
CHINA	6.603	66.212	902,76	32.084	192.239	499,17
PAPUA NEW GUINEA	0	1.310	-	0	726	-
THAILAND	1.233	12.701	930,09	6.724	28.519	324,14
SINGAPORE	83.294	37.664	-54,78	225.165	106.750	-52,59
PHILIPPINES	794	1.152	45,09	5.221	3.699	-29,15
MALAYSIA	229.992	107.315	-53,34	439.974	370.941	-15,69
BRUNEI DARUSSALAM	2.099	54	-97,43	12.999	399	-96,93
VIET NAM	570	0	-100,00	566	0	-100,00
MALDIVES	9	7.118	78.988,89	24	24.637	102.554,17
INDIA	12.753	11.105	-12,92	35.053	17.795	-49,23
PAKISTAN	57	11.392	19.885,96	52	9.795	18.736,54
SRI LANKA	0	3.824	-	0	1.989	-
IRAN (ISLAMIC REPUBLIC OF)	56.839	0	-100,00	191.616	0	-100,00
SAUDI ARABIA	14.319	9.075	-36,62	30.460	17.736	-41,77
KUWAIT	84.570	55.576	-34,28	77.566	53.494	-31,03
JORDAN	1.709	0	-100,00	3.848	0	-100,00
LEBANON	13.144	0	-100,00	19.748	0	-100,00
OMAN	40	0	-100,00	368	0	-100,00
TURKEY	96.437	90.242	-6,42	267.102	280.358	4,96
UNITED ARAB EMIRATES	33.839	38.105	12,61	86.204	192.513	123,32
QATAR	7.234	0	-100,00	20.099	0	-100,00
BAHRAIN	8.205	0	-100,00	6.210	0	-100,00
CYPRUS	42.397	22.746	-46,35	138.906	68.288	-50,84
EGYPT	23.786	28.771	20,96	47.647	38.768	-18,63
MOROCCO	3.386	4.950	46,19	8.770	9.350	6,61
SUDAN	6.910	0	-100,00	7.787	0	-100,00
KENYA	19.992	0	-100,00	16.168	0	-100,00
REUNION	5.021	26.585	429,48	9.793	44.864	358,12
GUINEA	0	3.190	-	0	7.872	-
CONGO	0	48.600	-	0	43.325	-
U.S. VIRGIN ISLANDS	0	10	-	0	284	-
SOUTH AFRICA	64.666	54.677	-15,45	160.586	144.733	-9,87
MAURITIUS	1.159	5.500	374,55	909	6.188	580,75
AUSTRALIA	212.927	345.433	62,23	384.968	809.275	110,22
NEW ZEALAND	11.422	13.746	20,35	50.122	23.675	-52,77
GUAM	0	75	-	0	338	-
NEW CALEDONIA	110	188	70,91	150	209	39,33
VANUATU	1.771	0	-100,00	11.912	0	-100,00

TABEL 5. PERKEMBANGAN EKSPOR INDONESIA MENURUT KOMODITI DAN NEGARA TUJUAN

JENIS BARANG	BERAT BERSIH (KG)		PERUB	NILAI FOB (US \$)		PERUB
	JAN-JAN 2006	JAN-JAN 2007	%	JAN-JAN 2006	JAN-JAN 2007	%
(1)	(2)	(3)	(4)	(5)	(6)	(7)
WALLIS AND FUTUNA ISLANDS	0	1.441	-	0	2.782	-
BRITISH INDIAN OCEAN TERRITORY	3.434	0	-100,00	5.352	0	-100,00
FIJI	1.498	0	-100,00	4.237	0	-100,00
UNITED STATES	1.334.039	1.123.763	-15,76	4.091.282	3.935.742	-3,80
CANADA	58.877	43.245	-26,55	193.664	157.468	-18,69
MEXICO	29.538	36.734	24,36	52.969	79.237	49,59
GUATEMALA	0	102	-	0	475	-
PANAMA	9.664	40.664	320,78	22.236	70.143	215,45
CUBA	16.864	0	-100,00	26.640	0	-100,00
SURINAME	0	3.200	-	0	3.198	-
CHILE	0	5.777	-	0	24.502	-
VENEZUELA	10.996	7.020	-36,16	33.629	18.750	-44,24
ARGENTINA	12.203	17.632	44,49	29.229	35.885	22,77
BRAZIL	14.939	22.538	50,87	57.463	41.347	-28,05
COLOMBIA	2.850	8.955	214,21	5.878	30.391	417,03
BOLIVIA	0	779	-	0	1.750	-
PERU	0	6.854	-	0	12.922	-
TRINIDAD AND TOBAGO	0	1.051	-	0	5.536	-
JAMAICA	3.000	0	-100,00	2.430	0	-100,00
PUERTO RICO	6.130	5.518	-9,98	13.197	19.665	49,01
DOMINICAN REPUBLIC	19.210	25.908	34,87	33.612	89.990	167,73
COSTA RICA	3.558	24.489	588,28	16.735	29.234	74,69
BARBADOS	4.436	2.346	-47,11	24.129	11.301	-53,16
ANTIGUA AND BARBUDA	0	3.275	-	0	14.680	-
CAPE VERDE	0	4.806	-	0	10.046	-
FRENCH GUIANA	5.865	5.151	-12,17	9.945	8.809	-11,42
FRENCH POLYNESIA	7.923	18.805	137,35	31.253	42.810	36,98
GRENADA	0	3.715	-	0	11.214	-
MARTINIQUE	5.999	33.375	456,34	12.160	71.195	485,49
NETHERLANDS ANTILLES	3.300	13.251	301,55	10.324	24.919	141,37
SAINT LUCIA	0	1.950	-	0	5.845	-
GUADELOUPE	50.266	13.305	-73,53	74.368	36.418	-51,03
UNITED KINGDOM	652.967	613.917	-5,98	2.179.943	1.591.252	-27,00
NETHERLANDS	675.141	524.054	-22,38	2.043.381	2.508.063	22,74
FRANCE	464.962	396.993	-14,62	992.032	1.014.153	2,23
GERMANY, FED. REP. OF	1.278.071	1.391.649	8,89	3.837.283	3.726.197	-2,89
AUSTRIA	34.117	28.636	-16,07	78.016	60.192	-22,85
BELGIUM	307.349	444.738	44,70	975.378	1.378.530	41,33
SWITZERLAND	44.979	27.253	-39,41	77.115	49.331	-36,03
DENMARK	120.402	92.701	-23,01	272.082	226.866	-16,62
NORWAY	36.080	22.677	-37,15	74.657	48.607	-34,89
SWEDEN	112.794	84.156	-25,39	361.207	246.269	-31,82
FINLAND	156.260	141.438	-9,49	331.714	379.006	14,26
IRELAND	16.282	76.318	368,73	33.031	335.545	915,85
ITALY	780.347	893.629	14,52	1.934.850	2.344.799	21,19
SPAIN	629.250	544.162	-13,52	1.449.449	1.276.538	-11,93
PORTUGAL	69.375	51.638	-25,57	205.189	137.809	-32,84
ICELAND	1.625	0	-100,00	2.239	0	-100,00
GREECE	307.807	152.705	-50,39	730.025	368.859	-49,47
HUNGARY	21.631	52.742	143,83	38.225	170.042	344,84
POLAND	70.959	138.537	95,24	180.045	385.677	114,21
ROMANIA	9.637	2.146	-77,73	19.238	11.703	-39,17
BULGARIA	0	11.410	-	0	26.972	-
YUGOSLAVIA	10.496	5.678	-45,90	6.020	7.255	20,51
BELARUS	3.152	0	-100,00	6.741	0	-100,00
UKRAINE	40.839	10.518	-74,25	107.984	38.342	-64,49
LITHUANIA	4.563	0	-100,00	18.548	0	-100,00
LATVIA	2.550	18.957	643,41	4.250	39.637	832,64
ESTONIA	0	1.639	-	0	11.517	-
CROATIA	20.329	30.228	48,69	41.279	74.955	81,58
BOSNIA AND HERZEGOVINA	3.340	0	-100,00	12.228	0	-100,00
MALTA	0	257	-	0	520	-
SLOVAKIA	5.043	1.359	-73,05	28.628	10.800	-62,27
SLOVENIA	42.943	23.946	-44,24	88.887	78.755	-11,40
CZECH REPUBLIC	14.332	28.064	95,81	29.517	45.868	55,40
RUSSIA FEDERATION	69.882	82.377	17,88	224.660	277.071	23,33
-DARI BAHAN LAINNYA	62.932.357	68.299.946	8,53	134.568.985	147.297.169	9,46
JAPAN	6.853.269	8.042.157	17,35	11.408.874	13.336.983	16,90
HONG KONG	77.050	223.053	189,49	120.810	517.926	328,71
KOREA, REPUBLIC OF	859.522	1.246.671	45,04	1.490.315	2.523.466	69,32
TAIWAN	603.284	779.107	29,14	918.873	1.325.505	44,25
CHINA	668.621	519.300	-22,33	806.234	491.445	-39,04
THAILAND	88.263	38.505	-56,37	119.138	90.271	-24,23
SINGAPORE	1.064.910	706.856	-33,62	1.550.804	1.330.227	-14,22
PHILIPPINES	78.228	86.618	10,73	48.022	68.674	43,01
MALAYSIA	1.264.060	1.669.894	32,11	1.223.537	1.775.765	45,13
CAMBODIA	0	2.610	-	0	4.326	-

TABEL 5. PERKEMBANGAN EKSPOR INDONESIA MENURUT KOMODITI DAN NEGARA TUJUAN

JENIS BARANG	BERAT BERSIH (KG)		PERUB	NILAI FOB (US \$)		PERUB
	JAN-JAN 2006	JAN-JAN 2007	%	JAN-JAN 2006	JAN-JAN 2007	%
(1)	(2)	(3)	(4)	(5)	(6)	(7)
BRUNEI DARUSSALAM	10.191	15.705	54,11	198	18.853	9.421,72
VIET NAM	8.124	69.159	751,29	40.970	30.319	-26,00
MALDIVES	169.894	93.052	-45,23	192.591	135.498	-29,64
INDIA	140.807	247.071	75,47	154.450	369.317	139,12
PAKISTAN	11.558	0	-100,00	9.469	0	-100,00
SRI LANKA	95.699	29.664	-69,00	224.143	43.927	-80,40
AFGHANISTAN	47.156	77.316	63,96	37.220	62.530	68,00
IRAQ	107.897	0	-100,00	73.081	0	-100,00
IRAN (ISLAMIC REPUBLIC OF)	44.829	21.151	-52,82	119.062	70.189	-41,05
SAUDI ARABIA	325.568	192.601	-40,84	241.607	189.978	-21,37
KUWAIT	235.361	99.484	-57,73	225.170	125.239	-44,38
JORDAN	14.904	82.643	454,50	29.004	94.330	225,23
LEBANON	28.284	52.311	84,95	39.193	60.063	53,25
YEMEN	526	62.154	11.716,35	786	80.950	10.198,98
OMAN	101.358	5.457	-94,62	65.759	27.383	-58,36
SYRIA ARAB REPUBLIC	0	65	-	0	485	-
TURKEY	371.201	266.766	-28,13	972.826	656.926	-32,47
UNITED ARAB EMIRATES	1.881.671	4.697.926	149,67	1.487.688	3.019.801	102,99
QATAR	17.344	30.640	76,66	44.872	52.211	16,36
BAHRAIN	90.039	27.877	-69,04	105.887	67.847	-35,93
CYPRUS	39.537	54.398	37,59	62.524	111.496	78,33
EGYPT	74.449	125.686	68,82	121.468	130.469	7,41
LIBYAN ARAB JAMAHIRIYA	48.758	0	-100,00	34.844	0	-100,00
MOROCCO	228.496	131.529	-42,44	105.511	133.689	26,71
TUNISIA	3.397	2.654	-21,87	15.794	2.327	-85,27
ALGERIA	0	2.639	-	0	6.630	-
SUDAN	91.489	0	-100,00	129.073	0	-100,00
ETHIOPIA	0	66.909	-	0	55.747	-
TANZANIA, UNITED REPUBLIC OF	75.561	147.701	95,47	74.471	155.992	109,47
MADAGASCAR	0	69	-	0	108	-
KENYA	20	77.770	388.750,00	22	47.184	214.372,73
REUNION	83.924	176.466	110,27	146.163	289.369	97,98
MOZAMBIQUE	5.498	40.187	630,94	20.642	59.048	186,06
BOTSWANA	20.561	0	-100,00	27.100	0	-100,00
EQUATORIAL GUINEA	1.776	0	-100,00	3.980	0	-100,00
TOGO	3.499	0	-100,00	6.950	0	-100,00
GHANA	0	4.399	-	0	7.200	-
GUINEA	3.985	0	-100,00	26.190	0	-100,00
CONGO	0	8.845	-	0	5.730	-
NIGERIA	0	10.469	-	0	10.738	-
SENEGAL	23	4.000	17.291,30	34	6.616	19.358,82
MAURITANIA	0	47.512	-	0	92.920	-
BENIN	22.691	0	-100,00	30.774	0	-100,00
U.S. VIRGIN ISLANDS	11.495	12.660	10,13	35.711	27.072	-24,19
SEYCHELLES	3.469	14.054	305,13	20.788	20.404	-1,85
DJIBOUTI	34.460	40.330	17,03	17.430	19.155	9,90
SOUTH AFRICA	255.881	386.549	51,07	351.516	660.093	87,78
MAURITIUS	5.116	26.181	411,75	40.717	27.173	-33,26
RWANDA	23.431	36.419	55,43	26.824	36.496	36,06
VIRGIN ISLANDS (BRITISH)	0	4.348	-	0	11.416	-
AUSTRALIA	2.113.941	2.501.404	18,33	3.365.362	4.178.550	24,16
NEW ZEALAND	295.548	170.972	-42,15	419.438	339.501	-19,06
GUAM	4.631	1.980	-57,24	14.013	3.008	-78,53
NEW CALEDONIA	79.483	73.020	-8,13	145.927	93.627	-35,84
SAINT VINCENT AND THE GRENADINES	0	2.743	-	0	7.722	-
VANUATU	5.869	3.049	-48,05	6.278	888	-85,86
WALLIS AND FUTUNA ISLANDS	8.559	0	-100,00	5.521	0	-100,00
COOK ISLANDS	301	0	-100,00	595	0	-100,00
FIJI	26.533	24.257	-8,58	58.884	38.744	-34,20
EAST TIMOR	0	7.880	-	0	33.058	-
UNITED STATES	17.789.727	17.796.214	0,04	48.397.211	52.051.876	7,55
CANADA	1.277.450	781.542	-38,82	2.905.866	2.033.053	-30,04
MEXICO	123.004	169.152	37,52	325.298	269.762	-17,07
GUATEMALA	0	9.564	-	0	29.173	-
PANAMA	56.012	62.537	11,65	146.730	121.220	-17,39
CUBA	231	0	-100,00	204	0	-100,00
CHILE	0	4.675	-	0	5.040	-
VENEZUELA	8.261	16.558	100,44	4.630	66.173	1.329,22
ARGENTINA	19.136	47.728	149,41	36.783	104.383	183,78
BRAZIL	20.005	48.742	143,65	46.464	95.598	105,75
COLOMBIA	20.391	11.973	-41,28	25.916	19.584	-24,43
BOLIVIA	0	3.573	-	0	8.030	-
TRINIDAD AND TOBAGO	4.746	4.076	-14,12	6.875	9.940	44,58
BAHAMAS	2.316	0	-100,00	2.957	0	-100,00
JAMAICA	61.565	11.718	-80,97	63.564	11.452	-81,98
PUERTO RICO	91.107	85.020	-6,68	200.063	156.265	-21,89
DOMINICAN REPUBLIC	81.431	67.431	-17,19	98.316	145.394	47,88
EL SALVADOR	5.374	0	-100,00	29.264	0	-100,00

TABEL 5. PERKEMBANGAN EKSPOR INDONESIA MENURUT KOMODITI DAN NEGARA TUJUAN

JENIS BARANG	BERAT BERSIH (KG)		PERUB	NILAI FOB (US \$)		PERUB
	JAN-JAN 2006	JAN-JAN 2007	%	JAN-JAN 2006	JAN-JAN 2007	%
(1)	(2)	(3)	(4)	(5)	(6)	(7)
COSTA RICA	21.023	30.802	46,52	32.441	48.298	48,88
BARBADOS	4.257	8.798	106,67	9.556	20.192	111,30
ANTIGUA AND BARBUDA	5.623	6.765	20,31	20.000	2.136	-89,32
ARUBA	4.994	11.318	126,63	10.908	18.206	66,91
CAYMAN ISLANDS	0	20.865	-	0	28.370	-
DOMINICA	0	4.445	-	0	8.580	-
FRENCH GUIANA	12.184	8.139	-33,20	27.363	12.161	-55,56
FRENCH POLYNESIA	107.505	120.425	12,02	181.970	152.081	-16,43
GRENADA	0	4.305	-	0	1.169	-
MARTINIQUE	10.443	27.774	165,96	27.356	62.541	128,62
NETHERLANDS ANTILLES	57.030	510	-99,11	88.938	1.207	-98,64
NORFOLK ISLANDS	14.435	33	-99,77	20.018	186	-99,07
SAINT LUCIA	0	5.278	-	0	21.921	-
TURKS AND CAICOS ISLANDS	0	5.229	-	0	15.402	-
GUADELOUPE	6.865	5.282	-23,06	12.386	19.109	54,28
UNITED KINGDOM	4.471.904	4.881.344	9,16	6.939.788	7.347.217	5,87
NETHERLANDS	4.030.126	3.568.320	-11,46	9.016.216	9.788.754	8,57
FRANCE	3.674.949	3.378.968	-8,05	9.844.322	9.827.799	-0,17
GERMANY, FED. REP. OF	2.617.148	3.110.364	18,85	5.935.216	6.689.611	12,71
AUSTRIA	47.524	104.422	119,72	142.501	325.575	128,47
BELGIUM	1.914.535	2.271.366	18,64	5.014.362	6.345.952	26,56
SWITZERLAND	65.060	79.546	22,27	321.266	258.198	-19,63
LUXEMBOURG	740	6.428	768,65	8.066	19.162	137,57
DENMARK	781.409	662.142	-15,26	2.277.212	2.111.928	-7,26
NORWAY	70.013	371.766	431,00	174.666	909.464	420,69
SWEDEN	354.206	561.447	58,51	902.713	1.337.153	48,13
FINLAND	205.862	218.431	6,11	547.745	788.525	43,96
IRELAND	315.260	626.525	98,73	746.818	1.109.212	48,53
ITALY	2.333.081	2.115.317	-9,33	5.469.158	4.969.752	-9,13
SPAIN	2.442.529	2.238.926	-8,34	5.556.163	4.367.520	-21,39
PORTUGAL	110.132	201.139	82,63	261.877	451.438	72,39
GREECE	322.457	400.644	24,25	622.731	844.967	35,69
CZECHOSLOVAKIA	23.064	37.872	64,20	28.635	26.494	-7,48
HUNGARY	120.681	11.842	-90,19	115.562	19.517	-83,11
POLAND	88.451	134.756	52,35	197.923	268.025	35,42
ROMANIA	4.292	7.059	64,47	4.564	1.680	-63,19
BULGARIA	10.088	35.089	247,83	11.818	64.771	448,07
YUGOSLAVIA	19.684	0	-100,00	78.600	0	-100,00
BELARUS	399	0	-100,00	386	0	-100,00
UKRAINE	5.168	47.680	822,60	25.639	87.444	241,06
LITHUANIA	2.372	3.565	50,30	5.708	13.441	135,48
LATVIA	38.659	37.461	-3,10	60.353	40.511	-32,88
ESTONIA	15.504	17.110	10,36	19.489	53.756	175,83
GEORGIA	0	743	-	0	8.017	-
CROATIA	64.072	51.435	-19,72	140.862	131.466	-6,67
MALTA	9.246	0	-100,00	22.728	0	-100,00
SLOVAKIA	0	13.425	-	0	20.631	-
SLOVENIA	59.856	28.671	-52,10	126.364	55.995	-55,69
CZECH REPUBLIC	49.341	39.618	-19,71	108.123	174.152	61,07
RUSSIA FEDERATION	27.431	63.162	130,26	55.207	117.936	113,63
-AN ORGANIK	150.724.260	139.011.591	-7,77	47.456.899	38.555.104	-18,76
JAPAN	22.878.943	1.327.104	-94,20	7.964.799	987.948	-87,60
HONG KONG	140.000	29.721	-78,77	16.540	12.437	-24,81
KOREA, REPUBLIC OF	23.939.987	34.523.649	44,21	6.102.443	9.790.871	60,44
TAIWAN	44.920.083	34.957.996	-22,18	13.161.981	9.147.983	-30,50
CHINA	371.092	508.916	37,14	315.303	707.801	124,48
PAPUA NEW GUINEA	1.650	48.000	2.809,09	2.369	9.205	288,56
THAILAND	16.844.610	14.987.595	-11,02	6.299.043	3.807.806	-39,55
SINGAPORE	4.306.969	1.817.795	-57,79	1.740.395	606.931	-65,13
PHILIPPINES	4.358.070	6.482.045	48,74	1.290.991	1.684.545	30,48
MALAYSIA	6.503.006	5.747.735	-11,61	2.277.881	1.607.287	-29,44
MYANMAR (FORM. BURMA)	240.306	0	-100,00	87.481	0	-100,00
BRUNEI DARUSSALAM	0	1.820.000	-	0	224.310	-
VIET NAM	5.757.279	3.190.235	-44,59	2.119.810	976.542	-53,93
INDIA	1.561.823	17.367.519	1.012,00	471.525	4.442.550	842,17
PAKISTAN	80.621	272.839	238,42	33.970	76.751	125,94
BANGLADESH	802.260	582.743	-27,36	118.001	88.090	-25,35
SRI LANKA	306.400	418.400	36,55	59.080	89.566	51,60
SAUDI ARABIA	142.902	106.259	-25,64	111.595	66.598	-40,32
TURKEY	22.000	0	-100,00	7.172	0	-100,00
TANZANIA, UNITED REPUBLIC OF	0	250.000	-	0	24.180	-
KENYA	0	4.000	-	0	18.400	-
GUINEA	0	72.000	-	0	31.680	-
NIGERIA	2.984	7.889	164,38	8.218	17.314	110,68
SOUTH AFRICA	284.305	180.751	-36,42	108.891	45.189	-58,50
MAURITIUS	185.000	174.000	-5,95	16.320	19.860	21,69
AUSTRALIA	16.178.529	12.903.417	-20,24	4.819.124	3.275.177	-32,04

TABEL 5. PERKEMBANGAN EKSPOR INDONESIA MENURUT KOMODITI DAN NEGARA TUJUAN

JENIS BARANG	BERAT BERSIH (KG)		PERUB	NILAI FOB (US \$)		PERUB
	JAN-JAN 2006	JAN-JAN 2007	%	JAN-JAN 2006	JAN-JAN 2007	%
(1)	(2)	(3)	(4)	(5)	(6)	(7)
NEW ZEALAND	92.610	4.263	-95,40	57.197	23.579	-58,78
EAST TIMOR	129	0	-100,00	4	0	-100,00
UNITED STATES	234.600	438.351	86,85	78.593	179.101	127,88
CANADA	0	75.000	-	0	54.750	-
UNITED KINGDOM	21.001	62.000	195,22	6.847	20.588	200,69
NETHERLANDS	100	44.100	44.000,00	175	15.786	8.920,57
FRANCE	44.000	231.000	425,00	14.520	108.514	647,34
GERMANY, FED. REP. OF	60.001	62.000	3,33	20.406	23.348	14,42
BELGIUM	65.000	88.000	35,38	21.637	29.392	35,84
DENMARK	60.000	0	-100,00	21.600	0	-100,00
SWEDEN	0	8.263	-	0	16.032	-
FINLAND	40.000	40.700	1,75	16.000	15.619	-2,38
ITALY	236.000	155.306	-34,19	73.416	301.036	310,04
SPAIN	20.000	22.000	10,00	6.400	8.338	30,28
PORTUGAL	22.000	0	-100,00	7.172	0	-100,00
-ORGANIK	167.162.764	235.390.289	40,82	119.779.705	203.236.139	69,67
JAPAN	19.834.857	32.209.486	62,39	10.227.746	15.772.934	54,22
HONG KONG	378.676	1.576.355	316,28	2.065.882	2.891.406	39,96
KOREA, REPUBLIC OF	17.046.053	13.456.701	-21,06	6.246.356	10.426.916	66,93
TAIWAN	1.822.104	10.898.516	498,13	2.337.198	10.679.795	356,95
CHINA	62.222.599	60.641.135	-2,54	46.736.926	55.587.293	18,94
THAILAND	5.659.659	37.280.971	558,71	4.125.164	34.379.820	733,42
SINGAPORE	907.366	23.401.328	2.479,04	1.131.179	19.615.831	1.634,10
PHILIPPINES	3.746.428	4.095.429	9,32	1.602.219	2.544.333	58,80
MALAYSIA	23.108.766	12.880.969	-44,26	8.736.946	8.334.015	-4,61
MYANMAR (FORM. BURMA)	0	58.298	-	0	68.762	-
CAMBODIA	77.000	278.998	262,34	88.550	328.275	270,72
BRUNEI DARUSSALAM	0	728	-	0	927	-
NEPAL	65.000	0	-100,00	55.890	0	-100,00
VIET NAM	1.567.979	4.675.771	198,20	1.236.130	4.730.262	282,67
INDIA	1.488.319	3.520.462	136,54	1.629.923	2.243.381	37,64
PAKISTAN	559.949	1.032.618	84,41	663.883	1.423.014	114,35
BANGLADESH	122.032	169.184	38,64	115.776	145.094	25,32
SRI LANKA	6.447	100.801	1.463,53	11.036	204.547	1.753,45
AFGHANISTAN	39.085	0	-100,00	88.065	0	-100,00
IRAN (ISLAMIC REPUBLIC OF)	325.999	265.000	-18,71	311.250	328.824	5,65
SAUDI ARABIA	49.986	288.533	477,23	51.066	407.018	697,04
KUWAIT	4.107	0	-100,00	20.747	0	-100,00
JORDAN	60.200	155.036	157,53	39.324	136.392	246,84
OMAN	0	1.933	-	0	19.000	-
TURKEY	155.092	2.378.986	1.433,92	182.326	2.095.787	1.049,47
UNITED ARAB EMIRATES	311.928	103.354	-66,87	246.684	98.170	-60,20
EGYPT	73.449	61.600	-16,13	130.463	85.681	-34,33
ALGERIA	18.750	18.750	0,00	32.714	36.413	11,31
SUDAN	1.917	20.900	990,25	19.800	12.508	-36,83
TANZANIA, UNITED REPUBLIC OF	0	43.200	-	0	19.236	-
KENYA	0	40.256	-	0	29.031	-
MOZAMBIQUE	40.000	0	-100,00	26.000	0	-100,00
GHANA	0	99.450	-	0	75.051	-
CAMEROON	21.600	21.600	0,00	7.236	10.212	41,13
NIGERIA	411.743	386.133	-6,22	330.290	230.726	-30,14
SIERRA LEONE	151.137	53.071	-64,89	160.755	65.278	-59,39
COTE D'IVOIRE	21.600	61.600	185,19	7.527	32.272	328,75
DJIBOUTI	20.000	0	-100,00	13.200	0	-100,00
SWAZILAND	0	250	-	0	17.290	-
SOUTH AFRICA	201.821	447.057	121,51	167.125	420.637	151,69
MALAWI	0	20.000	-	0	11.400	-
MAURITIUS	0	33.673	-	0	43.092	-
AUSTRALIA	1.059.376	1.255.015	18,47	994.222	1.255.165	26,25
NEW ZEALAND	119.720	338.399	182,66	112.486	349.907	211,07
NEW CALEDONIA	0	1.149	-	0	1.370	-
FIJI	4.281	0	-100,00	4.725	0	-100,00
TOKELAU	100.000	0	-100,00	102.100	0	-100,00
EAST TIMOR	4.846	38.300	690,34	162	69.553	42.833,95
UNITED STATES	5.121.869	4.280.074	-16,44	5.643.124	4.669.449	-17,25
CANADA	308.260	310.298	0,66	320.906	378.169	17,84
MEXICO	154.000	133.772	-13,14	148.292	262.523	77,03
CHILE	57.350	250.250	336,36	47.042	226.645	381,79
VENEZUELA	0	17.499	-	0	25.923	-
ARGENTINA	191.624	302.500	57,86	177.583	280.270	57,82
BRAZIL	538.998	915.653	69,88	466.760	677.682	45,19
COLOMBIA	153.600	284.500	85,22	153.561	414.562	169,97
URUGUAY	500	0	-100,00	128.250	0	-100,00
PARAGUAY	0	40.000	-	0	23.037	-
ECUADOR	40.000	0	-100,00	44.700	0	-100,00
PERU	48.700	35.000	-28,13	75.374	44.315	-41,21
EL SALVADOR	19.500	0	-100,00	5.265	0	-100,00

TABEL 5. PERKEMBANGAN EKSPOR INDONESIA MENURUT KOMODITI DAN NEGARA TUJUAN

JENIS BARANG	BERAT BERSIH (KG)		PERUB	NILAI FOB (US \$)		PERUB
	JAN-JAN 2006	JAN-JAN 2007	%	JAN-JAN 2006	JAN-JAN 2007	%
(1)	(2)	(3)	(4)	(5)	(6)	(7)
COSTA RICA	0	17.500	-	0	24.630	-
UNITED KINGDOM	734.680	643.243	-12,45	750.053	662.463	-11,68
NETHERLANDS	2.219.700	3.335.817	50,28	2.259.869	4.751.747	110,27
FRANCE	254.810	490.578	92,53	529.331	661.557	24,98
GERMANY, FED. REP. OF	2.943.529	1.783.392	-39,41	3.335.310	2.666.564	-20,05
AUSTRIA	550	0	-100,00	40.753	0	-100,00
BELGIUM	5.758.195	4.154.831	-27,84	8.729.233	5.506.925	-36,91
SWITZERLAND	14.400	6.340	-55,97	12.153	55.522	356,86
DENMARK	51.000	40.000	-21,57	29.436	76.314	159,25
NORWAY	64.240	21.861	-65,97	41.029	48.873	19,12
SWEDEN	176.000	180.000	2,27	250.884	209.232	-16,60
FINLAND	423.000	48.000	-88,65	467.851	61.372	-86,88
IRELAND	65.429	3.000	-95,41	78.124	209.520	168,19
ITALY	3.555.272	3.435.358	-3,37	3.204.864	3.131.860	-2,28
SPAIN	1.078.976	685.144	-36,50	1.472.424	1.077.204	-26,84
PORTUGAL	160.000	52.500	-67,19	163.900	69.919	-57,34
GREECE	51.000	52.500	2,94	77.288	65.827	-14,83
CZECHOSLOVAKIA	0	14.400	-	0	23.184	-
HUNGARY	14.112	28.224	100,00	29.912	63.928	113,72
POLAND	0	102.000	-	0	116.624	-
ROMANIA	0	35.000	-	0	49.245	-
BULGARIA	102.600	43.200	-57,89	52.580	19.904	-62,15
UKRAINE	12.000	0	-100,00	26.386	0	-100,00
LITHUANIA	34.000	136.000	300,00	45.244	208.477	360,78
SLOVENIA	40.000	117.499	193,75	36.200	124.365	243,55
CZECH REPUBLIC	102.000	143.000	40,20	110.121	210.514	91,17
RUSSIA FEDERATION	862.999	840.361	-2,62	766.832	911.176	18,82
-LAINNYA	27.791.647	143.122.261	414,98	10.340.870	61.175.346	491,59
JAPAN	3.150.003	28.178.386	794,55	1.669.503	14.269.289	754,70
HONG KONG	0	132.640	-	0	226.005	-
KOREA, REPUBLIC OF	11.539.601	6.000.001	-48,01	6.293.434	3.825.002	-39,22
TAIWAN	996	25.200.148	2.530.035,34	5.791	12.471.919	215.267,28
CHINA	62.231	10.103.048	16.134,75	57.526	4.952.950	8.509,93
THAILAND	36.873	65.869	78,64	39.665	65.667	65,55
SINGAPORE	12.998.727	73.133.922	462,62	2.262.859	25.034.917	1.006,34
PHILIPPINES	1.444	34.023	2.256,16	3.929	36.619	832,02
MALAYSIA	491	20.589	4.093,28	4.457	10.882	144,16
MYANMAR (FORM. BURMA)	0	202.455	-	0	210.042	-
VIET NAM	0	32.534	-	0	45.994	-
INDIA	0	1.215	-	0	2.944	-
SRI LANKA	1.279	2.195	71,62	3.700	5.784	56,32
NEW ZEALAND	0	15.236	-	0	17.332	-
GERMANY, FED. REP. OF	2	0	-100,00	6	0	-100,00
PUPUK	27.538.558	3.088.763	-88,78	6.369.619	451.616	-92,91
JAPAN	2.081.646	2.439.531	17,19	240.128	291.556	21,42
KOREA, REPUBLIC OF	38.000	126.280	232,32	3.720	12.310	230,91
TAIWAN	93.564	113.499	21,31	16.211	14.570	-10,12
CHINA	20.000	0	-100,00	3.500	0	-100,00
THAILAND	6.182.188	0	-100,00	1.475.936	0	-100,00
SINGAPORE	22.019	44.253	100,98	2.503	4.329	72,95
PHILIPPINES	5.295.810	110.000	-97,92	1.253.676	15.030	-98,80
MALAYSIA	4.690.123	18.001	-99,62	1.089.757	2.179	-99,80
VIET NAM	8.947.748	0	-100,00	2.157.123	0	-100,00
MALDIVES	0	176	-	0	232	-
KENYA	72.000	129.023	79,20	18.360	30.600	66,67
AUSTRALIA	0	66.000	-	0	19.510	-
UNITED STATES	19.999	22.000	10,01	3.100	7.700	148,39
GERMANY, FED. REP. OF	1	0	-100,00	5	0	-100,00
SPAIN	75.460	20.000	-73,50	105.600	53.600	-49,24
PRODUK PHARMASI	732.170	892.372	21,88	10.516.049	14.678.890	39,59
JAPAN	9.384	6.540	-30,31	742.854	170.253	-77,08
HONG KONG	6.592	9.035	37,06	165.205	223.084	35,03
KOREA, REPUBLIC OF	5.913	13.222	123,61	5.612.215	1.807.739	-67,79
TAIWAN	73.899	213	-99,71	32.015	25.046	-21,77
CHINA	5.706	715	-87,47	35.056	872.329	2.388,39
PAPUA NEW GUINEA	0	353	-	0	516	-
THAILAND	16.646	57.896	247,81	894.176	1.640.415	83,46
SINGAPORE	17.045	37.563	120,38	266.074	340.751	28,07
PHILIPPINES	35.984	63.168	75,54	578.562	645.692	11,60
MALAYSIA	59.868	98.770	64,98	273.628	158.950	-41,91
MYANMAR (FORM. BURMA)	24.670	41.680	68,95	176.411	273.435	55,00
CAMBODIA	7.122	5.175	-27,34	70.690	96.375	36,33
BRUNEI DARUSSALAM	0	457	-	0	7.124	-
VIET NAM	6.031	22.640	275,39	366.537	619.786	69,09
INDIA	9	2.687	29.755,56	35.642	4.657.241	12.966,72

TABEL 5. PERKEMBANGAN EKSPOR INDONESIA MENURUT KOMODITI DAN NEGARA TUJUAN

JENIS BARANG	BERAT BERSIH (KG)		PERUB	NILAI FOB (US \$)		PERUB
	JAN-JAN 2006	JAN-JAN 2007	%	JAN-JAN 2006	JAN-JAN 2007	%
(1)	(2)	(3)	(4)	(5)	(6)	(7)
PAKISTAN	734	2.051	179,43	11.132	27.661	148,48
BANGLADESH	0	3.852	-	0	194.771	-
SRI LANKA	421.237	356.540	-15,36	324.143	766.204	136,38
AFGHANISTAN	0	5.975	-	0	176.693	-
LEBANON	0	801	-	0	22.135	-
LIBYAN ARAB JAMAHIRIYA	0	147	-	0	22.800	-
MOROCCO	0	1.480	-	0	149.680	-
SUDAN	994	0	-100,00	53.357	0	-100,00
TOGO	0	6.081	-	0	68.664	-
GHANA	0	6.051	-	0	69.375	-
GUINEA	7.884	0	-100,00	707.106	0	-100,00
NIGERIA	525	82.703	15.652,95	9.750	732.360	7.411,38
GABON	0	6.089	-	0	69.850	-
COTE D'IVOIRE	0	14.280	-	0	159.612	-
SOUTH AFRICA	1.640	3.804	131,95	19.988	190.340	852,27
AUSTRALIA	1.321	1.501	13,63	16.285	111.628	585,47
NEW ZEALAND	17	0	-100,00	19	0	-100,00
EAST TIMOR	156	0	-100,00	8.943	0	-100,00
UNITED STATES	26.027	28.062	7,82	19.550	51.589	163,88
SURINAME	0	2.406	-	0	21.485	-
VENEZUELA	171	0	-100,00	13.316	0	-100,00
URUGUAY	0	500	-	0	128.250	-
ECUADOR	348	7.284	1.993,10	27.029	93.514	245,98
UNITED KINGDOM	1	1.722	172.100,00	151	60.019	39.647,68
NETHERLANDS	0	15	-	0	10	-
FRANCE	402	405	0,75	11.164	23.406	109,66
GERMANY, FED. REP. OF	1.098	509	-53,64	28.728	108	-99,62
BELGIUM	574	0	-100,00	6.259	0	-100,00
NORWAY	159	0	-100,00	10.038	0	-100,00
CROATIA	13	0	-100,00	26	0	-100,00
KULIT DAN BARANG DARI KULIT	1.182.686	836.766	-29,25	10.830.162	15.804.945	45,93
JAPAN	23.315	15.856	-31,99	446.987	490.698	9,78
HONG KONG	74.302	121.959	64,14	1.023.861	2.308.680	125,49
KOREA, REPUBLIC OF	42.447	34.579	-18,54	168.287	171.506	1,91
TAIWAN	26.233	31.629	20,57	366.566	490.830	33,90
CHINA	165.724	75.263	-54,59	934.938	1.725.903	84,60
THAILAND	16.344	31.528	92,90	280.040	634.947	126,73
SINGAPORE	38.643	36.338	-5,96	1.029.568	1.227.091	19,19
PHILIPPINES	494	1.330	169,23	4.680	8.450	80,56
MALAYSIA	86.626	146.612	69,25	1.220.898	2.302.103	88,56
CAMBODIA	3.405	1.797	-47,22	82.441	42.442	-48,52
BRUNEI DARUSSALAM	0	237	-	0	66	-
VIET NAM	20.751	24.944	20,21	241.115	625.358	159,36
MALDIVES	28	778	2.678,57	898	693	-22,83
INDIA	167.793	52.710	-68,59	1.087.868	1.242.071	14,17
PAKISTAN	447	0	-100,00	13.848	0	-100,00
BANGLADESH	0	13.152	-	0	260.394	-
SRI LANKA	150	0	-100,00	6.911	0	-100,00
SAUDI ARABIA	0	7	-	0	83	-
LEBANON	0	9	-	0	96	-
TURKEY	36	496	1.277,78	91	2.912	3.100,00
UNITED ARAB EMIRATES	401	123	-69,33	357	1.983	455,46
TANZANIA, UNITED REPUBLIC OF	5	0	-100,00	5	0	-100,00
REUNION	7	0	-100,00	142	0	-100,00
UGANDA	20	0	-100,00	418	0	-100,00
SOUTH AFRICA	38	167	339,47	590	257	-56,44
AUSTRALIA	1.780	1.537	-13,65	57.936	20.831	-64,04
NEW ZEALAND	815	66	-91,90	13.194	1.997	-84,86
GUAM	8	0	-100,00	26	0	-100,00
NEW CALEDONIA	202	1	-99,50	2.792	28	-99,00
COOK ISLANDS	0	25	-	0	298	-
FIJI	429	67	-84,38	1.551	46	-97,03
UNITED STATES	23.997	60.734	153,09	1.039.002	1.746.960	68,14
CANADA	6.267	878	-85,99	177.778	22.827	-87,16
MEXICO	338	360	6,51	11.748	15.000	27,68
BRAZIL	0	3.737	-	0	13.779	-
JAMAICA	0	227	-	0	538	-
PUERTO RICO	346	0	-100,00	5.267	0	-100,00
COSTA RICA	18	0	-100,00	175	0	-100,00
FRENCH POLYNESIA	49	425	767,35	202	495	145,05
MARTINIQUE	3	0	-100,00	78	0	-100,00
NETHERLANDS ANTILLES	279	0	-100,00	3.268	0	-100,00
UNITED KINGDOM	13.849	3.084	-77,73	168.255	105.842	-37,09
NETHERLANDS	77.681	15.848	-79,60	349.107	139.392	-60,07
FRANCE	5.053	2.491	-50,70	34.938	4.355	-87,54
GERMANY, FED. REP. OF	18.357	27.461	49,59	514.262	431.570	-16,08
BELGIUM	1.338	8	-99,40	20.073	551	-97,26

TABEL 5. PERKEMBANGAN EKSPOR INDONESIA MENURUT KOMODITI DAN NEGARA TUJUAN

JENIS BARANG	BERAT BERSIH (KG)		PERUB	NILAI FOB (US \$)		PERUB
	JAN-JAN 2006	JAN-JAN 2007	%	JAN-JAN 2006	JAN-JAN 2007	%
(1)	(2)	(3)	(4)	(5)	(6)	(7)
SWITZERLAND	56	2.888	5.057,14	4.873	26.010	433,76
DENMARK	359	129	-64,07	8.611	397	-95,39
NORWAY	229.650	2	-100,00	498.949	131	-99,97
SWEDEN	10.430	3	-99,97	46.620	140	-99,70
FINLAND	13	14	7,69	16	41	156,25
ITALY	20.148	42.270	109,80	299.461	879.272	193,62
SPAIN	102.528	81.060	-20,94	640.020	848.262	32,54
PORTUGAL	551	0	-100,00	7.020	0	-100,00
GREECE	590	3.890	559,32	2.199	7.761	252,93
HUNGARY	165	0	-100,00	2.258	0	-100,00
POLAND	0	47	-	0	1.859	-
BULGARIA	178	0	-100,00	9.974	0	-100,00
KACA DAN BARANG DARI KACA	56.603.129	66.096.399	16,77	28.614.813	45.145.981	57,77
JAPAN	7.933.760	9.913.927	24,96	4.842.209	7.954.795	64,28
HONG KONG	366.619	214.030	-41,62	121.313	344.148	183,69
KOREA, REPUBLIC OF	3.213.349	1.741.535	-45,80	1.225.454	728.351	-40,56
TAIWAN	1.514.308	1.467.284	-3,11	529.588	597.874	12,89
CHINA	1.314.082	1.785.967	35,91	1.013.213	1.361.744	34,40
PAPUA NEW GUINEA	92.038	62.688	-31,89	36.214	33.548	-7,36
THAILAND	3.178.365	2.334.523	-26,55	1.145.190	1.137.373	-0,68
SINGAPORE	2.724.117	880.051	-67,69	2.769.216	679.227	-75,47
PHILIPPINES	3.083.619	2.214.726	-28,18	1.088.446	1.216.704	11,78
MALAYSIA	3.919.099	5.432.149	38,61	1.808.212	1.837.591	1,62
MYANMAR (FORM. BURMA)	313.586	1.610.584	413,60	93.550	397.279	324,67
CAMBODIA	100.800	28.582	-71,64	33.600	14.008	-58,31
BRUNEI DARUSSALAM	45.553	46.504	2,09	18.815	14.766	-21,52
VIET NAM	865.499	913.334	5,53	588.842	618.706	5,07
MALDIVES	8.555	3.196	-62,64	9.597	12.990	35,35
INDIA	4.063.155	4.504.093	10,85	1.537.428	1.736.468	12,95
PAKISTAN	976.339	724.640	-25,78	558.311	461.100	-17,41
BANGLADESH	275.709	802.765	191,16	88.733	246.618	177,93
SRI LANKA	147.075	196.229	33,42	73.726	82.767	12,26
AFGHANISTAN	166.643	151.592	-9,03	127.013	105.101	-17,25
IRAQ	11.714	0	-100,00	12.342	0	-100,00
IRAN (ISLAMIC REPUBLIC OF)	170.014	122.503	-27,95	152.387	88.409	-41,98
SAUDI ARABIA	327.830	315.805	-3,67	193.544	198.814	2,72
KUWAIT	56.799	109.590	92,94	24.398	52.612	115,64
JORDAN	132.136	71.506	-45,88	59.489	55.371	-6,92
LEBANON	257	53.042	20.538,91	354	42.538	11.916,38
YEMEN	89	172.680	193.922,47	133	77.480	58.155,64
OMAN	0	20.372	-	0	10.922	-
SYRIA ARAB REPUBLIC	21.855	214.959	883,57	67.044	222.363	231,67
TURKEY	1.665.429	1.180.756	-29,10	685.927	571.919	-16,62
UNITED ARAB EMIRATES	895.016	922.397	3,06	464.940	443.228	-4,67
QATAR	40.744	533	-98,69	20.300	1.252	-93,83
BAHRAIN	0	19.395	-	0	5.466	-
CYPRUS	0	20.910	-	0	8.133	-
EGYPT	1.313.695	338.364	-74,24	487.472	179.019	-63,28
LIBYAN ARAB JAMAHIRIYA	19.084	32.606	70,86	7.970	14.569	82,80
MOROCCO	18.730	382.032	1.939,68	7.492	141.907	1.794,11
TUNISIA	0	261.000	-	0	157.106	-
ALGERIA	81.063	281.569	247,35	43.227	229.356	430,59
SUDAN	545.979	12.026	-97,80	170.259	3.777	-97,78
ETHIOPIA	0	24.442	-	0	12.780	-
TANZANIA, UNITED REPUBLIC OF	0	39.198	-	0	7.169	-
MADAGASCAR	70.176	60.255	-14,14	11.032	11.120	0,80
KENYA	382.960	178.908	-53,28	69.593	37.881	-45,57
REUNION	112.840	148.636	31,72	40.273	63.968	58,84
MOZAMBIQUE	87.264	857.714	882,90	17.845	187.906	952,99
TOGO	24.062	0	-100,00	11.208	0	-100,00
GHANA	130.224	54.012	-58,52	63.255	18.771	-70,32
GUINEA	20.414	0	-100,00	32.053	0	-100,00
ANGOLA	60.129	24.051	-60,00	31.711	4.200	-86,76
CAMEROON	134.382	163.689	21,81	40.776	33.083	-18,87
NIGERIA	208.722	114.103	-45,33	47.746	61.400	28,60
COTE D'IVOIRE	79.637	0	-100,00	35.446	0	-100,00
SENEGAL	74.451	23.186	-68,86	32.481	16.434	-49,40
SEYCHELLES	14	25	78,57	52	121	132,69
UGANDA	0	55.290	-	0	18.913	-
DJIBOUTI	20.372	0	-100,00	10.150	0	-100,00
SAO TOME AND PRINCIPE	0	6.631	-	0	8.280	-
SOUTH AFRICA	1.040.051	1.281.029	23,17	529.306	605.316	14,36
ZIMBABWE	0	10.905	-	0	6.548	-
ZAMBIA	9.793	0	-100,00	6.577	0	-100,00
MAURITIUS	98.114	158.962	62,02	48.598	55.994	15,22
AUSTRALIA	4.831.249	5.123.882	6,06	2.276.797	2.644.114	16,13
NEW ZEALAND	1.466.507	4.070.338	177,55	518.298	1.215.754	134,57

TABEL 5. PERKEMBANGAN EKSPOR INDONESIA MENURUT KOMODITI DAN NEGARA TUJUAN

JENIS BARANG	BERAT BERSIH (KG)		PERUB	NILAI FOB (US \$)		PERUB
	JAN-JAN 2006	JAN-JAN 2007	%	JAN-JAN 2006	JAN-JAN 2007	%
(1)	(2)	(3)	(4)	(5)	(6)	(7)
GUAM	425	162	-61,88	1.286	1.044	-18,82
NEW CALEDONIA	1.844	23.682	1.184,27	3.157	23.140	632,97
NORTHERN MARIANA ISLANDS	17	2	-88,24	82	21	-74,39
VANUATU	1.537	171	-88,87	1.359	50	-96,32
FIJI	23.961	75.936	216,91	7.622	27.788	264,58
EAST TIMOR	0	20.446	-	0	11.202	-
UNITED STATES	2.955.593	3.413.954	15,51	1.786.830	3.897.325	118,11
CANADA	662.622	443.733	-33,03	247.152	163.634	-33,79
MEXICO	1.131.014	404.572	-64,23	438.630	192.699	-56,07
GUATEMALA	97.497	0	-100,00	36.987	0	-100,00
HONDURAS	45.892	78.358	70,74	13.138	22.434	70,76
NICARAGUA	0	18.662	-	0	7.462	-
PANAMA	165.679	184.517	11,37	58.171	108.719	86,90
SURINAME	0	23.386	-	0	6.934	-
CHILE	264.652	261.442	-1,21	99.489	168.924	69,79
VENEZUELA	1	0	-100,00	24	0	-100,00
ARGENTINA	64.791	66.670	2,90	35.936	46.679	29,89
BRAZIL	189.256	226.733	19,80	83.829	78.510	-6,35
COLOMBIA	95.062	61.178	-35,64	71.570	42.336	-40,85
URUGUAY	73.825	0	-100,00	33.680	0	-100,00
ECUADOR	20.068	21.575	7,51	10.311	7.537	-26,90
PERU	705.784	344.042	-51,25	244.474	157.136	-35,72
TRINIDAD AND TOBAGO	150.534	83.994	-44,20	39.874	22.086	-44,61
BAHAMAS	91	0	-100,00	117	0	-100,00
JAMAICA	0	88.403	-	0	30.448	-
PUERTO RICO	129.580	106.409	-17,88	114.761	82.140	-28,43
DOMINICAN REPUBLIC	130.386	159.838	22,59	51.910	76.051	46,51
EL SALVADOR	45.770	91.490	99,89	13.981	26.179	87,25
COSTA RICA	652	0	-100,00	3.094	0	-100,00
HAITI	16.173	0	-100,00	13.224	0	-100,00
ARUBA	0	129	-	0	209	-
CAYMAN ISLANDS	0	178	-	0	48	-
FRENCH GUIANA	0	228	-	0	618	-
FRENCH POLYNESIA	5.437	262	-95,18	20.341	917	-95,49
MARTINIQUE	0	577	-	0	815	-
NETHERLANDS ANTILLES	268	0	-100,00	766	0	-100,00
SAINT LUCIA	22.820	7	-99,97	6.521	101	-98,45
GUADELOUPE	219	208	-5,02	321	504	57,01
UNITED KINGDOM	176.440	291.522	65,22	278.671	272.374	-2,26
NETHERLANDS	91.173	104.545	14,67	111.514	93.230	-16,40
FRANCE	19.242	6.249.360	32.377,71	61.239	11.644.318	18.914,55
GERMANY, FED. REP. OF	145.129	84.396	-41,85	157.069	113.692	-27,62
AUSTRIA	876	1.387	58,33	13.770	17.529	27,30
BELGIUM	6.326	27.500	334,71	14.730	44.431	201,64
SWITZERLAND	1.848	7.988	332,25	4.426	38.481	769,43
DENMARK	32	166.440	520.025,00	17	69.576	409.170,59
NORWAY	25.912	6.798	-73,77	19.248	3.941	-79,53
SWEDEN	20.475	34.238	67,22	8.397	25.298	201,27
FINLAND	0	286	-	0	801	-
IRELAND	520	2.422	365,77	1.609	6.189	284,65
ITALY	85.495	58.834	-31,18	83.972	55.283	-34,16
SPAIN	105.809	150.504	42,24	135.056	106.163	-21,39
PORTUGAL	66.024	321.689	387,23	37.248	94.245	153,02
GREECE	18.660	139.720	648,77	11.021	66.736	505,53
CZECHOSLOVAKIA	0	63	-	0	565	-
HUNGARY	0	2.155	-	0	2.297	-
POLAND	156.646	129.020	-17,64	79.489	85.342	7,36
ROMANIA	0	616	-	0	381	-
BULGARIA	0	15	-	0	64	-
UKRAINE	94.080	49	-99,95	137.401	55	-99,96
LITHUANIA	18.487	0	-100,00	24.168	0	-100,00
CROATIA	1.270	28.909	2.176,30	4.779	15.929	233,31
BOSNIA AND HERZEGOVINA	0	19.608	-	0	9.302	-
MALTA	0	646	-	0	1.304	-
SLOVAKIA	0	2	-	0	114	-
SLOVENIA	99	24.062	24.205,05	283	11.243	3.872,79
CZECH REPUBLIC	113.071	20.872	-81,54	62.924	15.398	-75,53
RUSSIA FEDERATION	0	66.109	-	0	52.859	-
KERTAS DAN BARANG DARI KERTAS	241.700.435	302.264.633	25,06	179.911.832	233.310.778	29,68
JAPAN	27.894.966	25.814.486	-7,46	25.231.386	23.201.275	-8,05
HONG KONG	9.723.123	9.766.373	0,44	6.755.832	7.571.433	12,07
KOREA, REPUBLIC OF	5.091.553	8.904.362	74,88	3.940.982	6.175.436	56,70
TAIWAN	13.704.691	10.391.588	-24,17	6.592.903	6.227.515	-5,54
CHINA	19.981.657	20.780.015	4,00	13.358.765	14.076.037	5,37
PAPUA NEW GUINEA	155.154	117.539	-24,24	155.271	110.655	-28,73
THAILAND	6.627.107	14.126.008	113,15	5.033.138	10.271.436	104,08
SINGAPORE	12.984.239	14.861.801	14,46	8.023.866	9.308.356	16,01

TABEL 5. PERKEMBANGAN EKSPOR INDONESIA MENURUT KOMODITI DAN NEGARA TUJUAN

JENIS BARANG	BERAT BERSIH (KG)		PERUB	NILAI FOB (US \$)		PERUB
	JAN-JAN 2006	JAN-JAN 2007	%	JAN-JAN 2006	JAN-JAN 2007	%
	(1)	(2)	(3)	(4)	(5)	(6)
PHILIPPINES	5.118.798	6.122.908	19,62	3.628.990	4.817.716	32,76
MALAYSIA	22.488.998	22.382.199	-0,47	15.140.191	15.510.310	2,44
MYANMAR (FORM. BURMA)	1.672.811	3.263.553	95,09	947.803	2.005.966	111,64
CAMBODIA	1.144.356	868.505	-24,11	850.107	717.601	-15,59
BRUNEI DARUSSALAM	74.351	38.633	-48,04	79.155	42.431	-46,40
LAO PEOPLE'S DEMOCRATIC REPUBLI	0	15	-	0	80	-
NEPAL	16.776	60.271	259,27	12.329	48.701	295,01
VIET NAM	9.976.601	14.216.229	42,50	6.498.157	9.258.462	42,48
MALDIVES	4.000	51.607	1.190,18	17.247	45.332	162,84
INDIA	4.619.821	5.079.371	9,95	2.817.242	3.218.753	14,25
PAKISTAN	4.398.171	6.159.792	40,05	4.451.458	4.489.634	0,86
BANGLADESH	1.428.333	2.022.176	41,58	1.013.709	1.455.477	43,58
SRI LANKA	4.644.142	5.046.414	8,66	2.501.480	3.056.070	22,17
AFGHANISTAN	0	34.334	-	0	66.090	-
IRAQ	17.802	22.680	27,40	29.677	34.860	17,46
IRAN (ISLAMIC REPUBLIC OF)	7.262.926	18.410.930	153,49	5.199.721	14.278.213	174,60
SAUDI ARABIA	5.765.520	6.475.387	12,31	3.983.958	4.879.604	22,48
KUWAIT	658.335	841.399	27,81	584.467	630.204	7,83
JORDAN	1.489.648	2.438.431	63,69	1.196.346	1.810.247	51,31
LEBANON	235.844	350.536	48,63	238.667	340.071	42,49
YEMEN	2.263.401	1.801.687	-20,40	1.620.911	1.355.437	-16,38
OMAN	258.172	287.382	11,31	213.080	264.003	23,90
SYRIA ARAB REPUBLIC	687.166	2.114.464	207,71	729.958	1.699.899	132,88
TURKEY	2.405.428	2.812.148	16,91	1.726.653	2.028.383	17,47
UNITED ARAB EMIRATES	8.122.673	6.878.004	-15,32	5.687.458	6.367.454	11,96
QATAR	399.491	359.568	-9,99	367.201	353.798	-3,65
BAHRAIN	759.691	533.131	-29,82	579.514	449.796	-22,38
CYPRUS	177.551	352.029	98,27	166.474	309.426	85,87
EGYPT	1.888.625	5.687.522	201,15	1.142.380	3.875.870	239,28
LIBYAN ARAB JAMAHIRIYA	17.200	208.676	1.113,23	28.163	175.427	522,90
MOROCCO	31.229	68.180	118,32	12.335	85.457	592,80
SUDAN	468.906	673.529	43,64	339.984	522.752	53,76
ETHIOPIA	50.184	19.389	-61,36	21.077	15.317	-27,33
TANZANIA, UNITED REPUBLIC OF	407.294	240.524	-40,95	251.246	138.033	-45,06
MADAGASCAR	47.456	107.793	127,14	45.041	147.209	226,83
SOMALIA	0	72.015	-	0	1.050.897	-
KENYA	570.621	139.704	-75,52	490.246	197.115	-59,79
REUNION	46.396	225.388	385,79	47.084	198.355	321,28
MOZAMBIQUE	237.192	93.567	-60,55	169.543	71.930	-57,57
EQUATORIAL GUINEA	0	19.363	-	0	16.110	-
TOGO	126.287	372.475	194,94	105.223	303.672	188,60
GHANA	313.787	979.348	212,11	255.661	720.720	181,90
LIBERIA	1.706	0	-100,00	2.211	0	-100,00
GUINEA	203.463	276.913	36,10	155.389	227.741	46,56
ANGOLA	35.535	57.128	60,77	38.270	66.304	73,25
CONGO	110.036	114.920	4,44	84.182	91.327	8,49
CAMEROON	329.387	76.858	-76,67	251.217	64.867	-74,18
NIGERIA	3.410.349	3.467.514	1,68	2.605.302	2.703.152	3,76
GABON	9.000	24.548	172,76	16.050	22.758	41,79
COTE D'IVOIRE	31.845	122.847	285,77	37.392	111.628	198,53
SENEGAL	75.848	18.549	-75,54	57.364	14.171	-75,30
MAURITANIA	152.799	0	-100,00	127.918	0	-100,00
BENIN	95.266	213.373	123,98	68.403	171.662	150,96
SEYCHELLES	8.195	17.973	119,32	16.023	16.544	3,25
UGANDA	11.988	0	-100,00	9.950	0	-100,00
CENTRAL AFRICAN REPUBLIC	481	0	-100,00	689	0	-100,00
DJIBOUTI	975.609	1.288.649	32,09	620.360	1.069.293	72,37
SOUTH AFRICA	3.167.779	3.047.957	-3,78	2.644.484	2.671.264	1,01
ZIMBABWE	98.828	46.530	-52,92	120.839	39.769	-67,09
MALAWI	0	19.998	-	0	14.398	-
MAURITIUS	2.885.636	885.691	-69,31	1.463.952	563.206	-61,53
AUSTRALIA	14.637.804	18.378.645	25,56	12.716.932	15.144.187	19,09
NEW ZEALAND	3.243.394	4.043.148	24,66	2.471.967	2.928.329	18,46
GUAM	1.546	19.625	1.169,40	2.286	30.212	1.221,61
PALAU	58	0	-100,00	1.509	0	-100,00
NEW CALEDONIA	19.007	159.234	737,77	19.654	164.280	735,86
NORTHERN MARIANA ISLANDS	0	5	-	0	38	-
VANUATU	0	21.066	-	0	17.180	-
WALLIS AND FUTUNA ISLANDS	727	0	-100,00	297	0	-100,00
AMERICAN SAMOA	16.904	0	-100,00	37.881	0	-100,00
COOK ISLANDS	4.323	104	-97,59	5.285	1.239	-76,56
FIJI	164.069	229.812	40,07	120.788	194.210	60,79
SAMOA	0	130	-	0	95	-
SOLOMON ISLANDS	0	13.853	-	0	9.437	-
TONGA	447	0	-100,00	124	0	-100,00
EAST TIMOR	2.254	40	-98,23	1.692	18	-98,94
UNITED STATES	11.175.106	23.406.157	109,45	9.903.048	20.971.430	111,77
CANADA	1.497.895	6.186.552	313,02	1.127.533	5.048.050	347,71

TABEL 5. PERKEMBANGAN EKSPOR INDONESIA MENURUT KOMODITI DAN NEGARA TUJUAN

JENIS BARANG	BERAT BERSIH (KG)		PERUB	NILAI FOB (US \$)		PERUB
	JAN-JAN 2006	JAN-JAN 2007	%	JAN-JAN 2006	JAN-JAN 2007	%
(1)	(2)	(3)	(4)	(5)	(6)	(7)
MEXICO	32.891	34.106	3,69	51.980	49.622	-4,54
GUATEMALA	65.839	263.722	300,56	74.239	255.608	244,30
NICARAGUA	0	180.428	-	0	126.129	-
PANAMA	41.583	120.183	189,02	39.680	106.235	167,73
CUBA	0	349.472	-	0	272.994	-
SURINAME	0	9.313	-	0	2.895	-
CHILE	61.309	143.048	133,32	79.759	177.076	122,01
VENEZUELA	173.506	46.637	-73,12	207.524	65.411	-68,48
ARGENTINA	145.905	146.686	0,54	193.713	156.467	-19,23
BRAZIL	3.412.455	892.161	-73,86	3.000.963	710.299	-76,33
COLOMBIA	106.837	383.934	259,36	127.281	474.843	273,07
URUGUAY	15.884	16.007	0,77	20.562	20.239	-1,57
PARAGUAY	28.992	0	-100,00	36.130	0	-100,00
ECUADOR	91.245	284.427	211,72	119.583	270.892	126,53
PERU	383.119	856.807	123,64	392.179	802.251	104,56
TRINIDAD AND TOBAGO	24.947	24.340	-2,43	18.931	17.131	-9,51
JAMAICA	33.471	14.375	-57,05	32.411	30.726	-5,20
PUERTO RICO	24.466	154.538	531,64	17.576	106.706	507,11
BELIZE	0	36.364	-	0	32.978	-
DOMINICAN REPUBLIC	4.132	39.068	845,50	16.680	39.318	135,72
EL SALVADOR	295	315.599	106.882,71	602	227.444	37.681,40
COSTA RICA	76.383	283.540	271,21	47.856	203.386	325,00
HAITI	128.153	0	-100,00	121.171	0	-100,00
FRENCH GUIANA	0	1.511	-	0	1.022	-
FRENCH POLYNESIA	18.541	106.782	475,92	19.149	107.391	460,82
MARTINIQUE	0	1	-	0	5	-
NETHERLANDS ANTILLES	185	238	28,65	870	1.031	18,51
GUADELOUPE	18.963	683	-96,40	15.186	600	-96,05
SAINT KITTS AND NEVIS	0	39	-	0	540	-
UNITED KINGDOM	1.472.399	3.097.389	110,36	1.529.239	2.857.880	86,88
NETHERLANDS	99.848	253.904	154,29	348.017	547.661	57,37
FRANCE	88.365	316.953	258,69	189.941	505.027	165,89
GERMANY, FED. REP. OF	306.827	155.482	-49,33	507.665	457.296	-9,92
AUSTRIA	383	28	-92,69	1.296	182	-85,96
BELGIUM	1.641.019	2.556.217	55,77	1.363.454	2.345.791	72,05
SWITZERLAND	5.734	2.800	-51,17	18.339	2.802	-84,72
DENMARK	90.368	26.297	-70,90	190.037	75.088	-60,49
NORWAY	48.181	19.330	-59,88	54.106	15.224	-71,86
SWEDEN	14.479	12.518	-13,54	56.899	50.885	-10,57
FINLAND	49.119	178.310	263,02	77.391	295.264	281,52
IRELAND	186.865	16.780	-91,02	217.978	32.290	-85,19
ITALY	1.397.589	1.412.793	1,09	1.191.129	1.247.131	4,70
SPAIN	1.525.697	2.082.405	36,49	1.347.761	1.872.600	38,94
PORTUGAL	637	380	-40,35	3.610	148	-95,90
ICELAND	11.760	0	-100,00	12.912	0	-100,00
GREECE	274.039	1.448.875	428,71	252.154	1.164.758	361,92
LIECHTENSTEIN	28.924	0	-100,00	81.243	0	-100,00
CZECHOSLOVAKIA	1.243	12.324	891,47	1.692	19.688	1.063,59
HUNGARY	0	1.515	-	0	1.373	-
POLAND	35.041	32.231	-8,02	49.034	32.220	-34,29
ROMANIA	0	33.038	-	0	37.710	-
ALBANIA	0	38.498	-	0	30.221	-
KAZAKHSTAN	0	1.154	-	0	1.838	-
UKRAINE	108.141	116.100	7,36	125.676	140.973	12,17
LITHUANIA	0	4.222	-	0	10.894	-
LATVIA	38.473	19.249	-49,97	29.239	15.399	-47,33
GEORGIA	137.806	33.207	-75,90	107.729	42.876	-60,20
CROATIA	17	0	-100,00	137	0	-100,00
MALTA	36.514	120.956	231,26	29.995	102.144	240,54
SLOVAKIA	93	0	-100,00	204	0	-100,00
SLOVENIA	19.948	103.693	419,82	29.056	88.320	203,96
CZECH REPUBLIC	0	132	-	0	127	-
RUSSIA FEDERATION	366.068	632.597	72,81	450.804	705.915	56,59
-GLISEROL DAN LARUTAN ALKALI	2.136.146	3.011.686	40,99	752.684	523.132	-30,50
JAPAN	725.466	489.516	-32,52	244.338	111.094	-54,53
KOREA, REPUBLIC OF	78.630	0	-100,00	43.031	0	-100,00
TAIWAN	100.000	40.000	-60,00	59.130	15.585	-73,64
CHINA	860.000	2.402.170	179,32	186.743	344.656	84,56
PHILIPPINES	19.660	0	-100,00	9.809	0	-100,00
MALAYSIA	20.000	0	-100,00	12.132	0	-100,00
INDIA	0	60.000	-	0	39.876	-
BANGLADESH	20.000	0	-100,00	12.560	0	-100,00
JORDAN	100.000	0	-100,00	57.500	0	-100,00
TURKEY	20.000	0	-100,00	11.586	0	-100,00
AUSTRALIA	40.000	0	-100,00	25.771	0	-100,00
UNITED STATES	132.390	0	-100,00	77.826	0	-100,00
CANADA	20.000	20.000	0,00	12.258	11.921	-2,75

TABEL 5. PERKEMBANGAN EKSPOR INDONESIA MENURUT KOMODITI DAN NEGARA TUJUAN

JENIS BARANG	BERAT BERSIH (KG)		PERUB	NILAI FOB (US \$)		PERUB
	JAN-JAN 2006	JAN-JAN 2007	%	JAN-JAN 2006	JAN-JAN 2007	%
(1)	(2)	(3)	(4)	(5)	(6)	(7)
-MARGARIN DAN LEMAK LAINNYA	23.087.747	25.262.428	9,42	10.580.557	13.822.865	30,64
JAPAN	76.625	34.654	-54,77	47.193	22.842	-51,60
HONG KONG	1.573.925	2.160.443	37,26	537.437	945.634	75,95
TAIWAN	19.831	20.697	4,37	9.647	10.947	13,48
CHINA	1.029.190	12.144.360	1.079,99	392.651	6.463.317	1.546,07
PAPUA NEW GUINEA	85.140	51.190	-39,88	46.807	33.148	-29,18
SINGAPORE	18.450	56.064	203,87	7.419	31.653	326,65
PHILIPPINES	198.882	806.732	305,63	84.156	475.041	464,48
MALAYSIA	17.099	16.890	-1,22	13.045	13.388	2,63
MYANMAR (FORM. BURMA)	43.200	0	-100,00	16.848	0	-100,00
CAMBODIA	0	21.960	-	0	11.407	-
VIET NAM	766.280	1.079.643	40,89	295.401	530.611	79,62
INDIA	107.358	81.905	-23,71	39.328	41.429	5,34
SRI LANKA	1.116.016	1.102.884	-1,18	474.237	531.346	12,04
IRAQ	7.137.830	0	-100,00	3.741.185	0	-100,00
SAUDI ARABIA	361.282	406.400	12,49	160.798	252.604	57,09
KUWAIT	16.800	16.800	0,00	12.340	13.578	10,03
OMAN	20.000	0	-100,00	8.800	0	-100,00
SYRIA ARAB REPUBLIC	312.000	210.000	-32,69	141.960	120.853	-14,87
TURKEY	0	280.000	-	0	147.800	-
UNITED ARAB EMIRATES	40.200	60.300	50,00	19.301	35.612	84,51
QATAR	0	20.100	-	0	10.713	-
BAHRAIN	0	20.250	-	0	10.631	-
ALGERIA	1.601.200	521.870	-67,41	719.076	274.231	-61,86
SUDAN	102.560	169.600	65,37	46.632	101.729	118,15
ETHIOPIA	61.520	0	-100,00	26.888	0	-100,00
TANZANIA, UNITED REPUBLIC OF	39.000	58.795	50,76	18.495	32.691	76,76
MOZAMBIQUE	139.949	0	-100,00	64.773	0	-100,00
EQUATORIAL GUINEA	0	16.915	-	0	16.380	-
TOGO	210.800	100.553	-52,30	107.803	56.574	-47,52
GHANA	761.570	218.000	-71,37	369.887	118.760	-67,89
LIBERIA	50.388	85.823	70,32	26.893	51.197	90,37
GUINEA	0	1.787	-	0	1.286	-
ANGOLA	645.751	131.300	-79,67	318.957	65.663	-79,41
CONGO	34.560	158.350	358,19	18.960	88.433	366,42
CAMEROON	16.998	0	-100,00	9.443	0	-100,00
NIGERIA	42.600	2.139.900	4.923,24	21.328	1.301.360	6.001,65
SIERRA LEONE	94.314	0	-100,00	43.075	0	-100,00
GABON	16.358	16.728	2,26	9.338	10.273	10,01
BENIN	1.414.648	871.677	-38,38	679.089	496.172	-26,94
DJIBOUTI	77.760	0	-100,00	36.775	0	-100,00
SAO TOME AND PRINCIPE	36.400	109.200	200,00	20.800	65.910	216,88
SOUTH AFRICA	241.620	120.030	-50,32	121.039	142.280	17,55
AUSTRALIA	80.928	50.415	-37,70	38.341	33.189	-13,44
NEW ZEALAND	124.199	330.685	166,25	69.836	224.453	221,40
KIRIBATI	0	10.296	-	0	9.953	-
EAST TIMOR	3.140	0	-100,00	5.438	0	-100,00
UNITED STATES	63.905	1.410	-97,79	29.583	3.205	-89,17
JAMAICA	309.797	168.616	-45,57	128.541	87.061	-32,27
NETHERLANDS	1.500.000	0	-100,00	503.250	0	-100,00
CZECHOSLOVAKIA	78.750	326.188	314,21	37.663	180.506	379,27
HUNGARY	21.200	0	-100,00	8.628	0	-100,00
ROMANIA	231.000	0	-100,00	100.095	0	-100,00
UKRAINE	968.244	110.000	-88,64	452.642	158.950	-64,88
SLOVENIA	50.000	40.000	-20,00	22.000	22.600	2,73
RUSSIA FEDERATION	1.128.480	913.018	-19,09	476.736	577.455	21,13
-SABUN MANDI DAN CUCI	34.565.441	42.592.204	23,22	23.986.812	31.804.799	32,59
JAPAN	950.243	957.673	0,78	869.126	789.227	-9,19
HONG KONG	322.824	531.060	64,50	222.368	496.148	123,12
KOREA, REPUBLIC OF	338.676	398.533	17,67	283.522	401.456	41,60
TAIWAN	639.619	574.295	-10,21	604.478	538.882	-10,85
CHINA	4.448.045	2.808.586	-36,86	2.233.337	1.683.129	-24,64
MONGOLIA	172.800	78.962	-54,30	77.638	75.073	-3,30
PAPUA NEW GUINEA	608.008	1.526.956	151,14	340.885	731.621	114,62
THAILAND	774.923	1.744.590	125,13	576.567	1.238.288	114,77
SINGAPORE	1.854.132	1.444.974	-22,07	1.814.146	1.487.663	-18,00
PHILIPPINES	763.378	1.201.083	57,34	682.512	1.023.410	49,95
MALAYSIA	3.492.568	7.404.222	112,00	2.869.379	5.517.118	92,28
MYANMAR (FORM. BURMA)	100.000	251.131	151,13	49.000	171.290	249,57
CAMBODIA	12.097	0	-100,00	11.092	0	-100,00
BRUNEI DARUSSALAM	48.356	62.230	28,69	84.192	91.972	9,24
VIET NAM	302.980	350.912	15,82	368.057	376.885	2,40
MALDIVES	65.152	135.389	107,80	40.022	139.359	248,21
INDIA	1.319.049	1.646.775	24,85	758.315	1.147.578	51,33
PAKISTAN	222.498	471.565	111,94	255.481	544.191	113,01
BANGLADESH	7.302	20.464	180,25	11.578	17.721	53,06

TABEL 5. PERKEMBANGAN EKSPOR INDONESIA MENURUT KOMODITI DAN NEGARA TUJUAN

JENIS BARANG	BERAT BERSIH (KG)		PERUB	NILAI FOB (US \$)		PERUB
	JAN-JAN 2006	JAN-JAN 2007	%	JAN-JAN 2006	JAN-JAN 2007	%
	(1)	(2)	(3)	(4)	(5)	(6)
SRI LANKA	64.384	35.302	-45,17	63.463	44.396	-30,04
IRAQ	35.653	0	-100,00	29.118	0	-100,00
IRAN (ISLAMIC REPUBLIC OF)	12.600	121.533	864,55	17.150	115.923	575,94
SAUDI ARABIA	163.494	162.340	-0,71	182.805	150.443	-17,70
KUWAIT	11.981	0	-100,00	12.602	0	-100,00
JORDAN	0	12.947	-	0	11.206	-
LEBANON	30.407	6	-99,98	37.133	1.663	-95,52
YEMEN	354.470	249.560	-29,60	248.777	245.736	-1,22
OMAN	0	100.020	-	0	59.892	-
UNITED ARAB EMIRATES	1.095.156	844.397	-22,90	744.378	720.353	-3,23
QATAR	42	0	-100,00	651	0	-100,00
CYPRUS	14.774	16.644	12,66	18.003	20.864	15,89
EGYPT	1.404.000	131.141	-90,66	701.150	67.196	-90,42
LIBYAN ARAB JAMAHIRIYA	218.719	58.631	-73,19	131.317	30.591	-76,70
ALGERIA	79.999	1.290.000	1.512,52	28.379	513.020	1.707,75
SUDAN	77.513	0	-100,00	76.519	0	-100,00
ERITREA	0	88.000	-	0	59.840	-
NAMIBIA	119.438	143.607	20,24	111.475	140.868	26,37
ETHIOPIA	1.111.246	523.514	-52,89	466.416	361.753	-22,44
TANZANIA, UNITED REPUBLIC OF	87.747	34.041	-61,21	97.460	42.465	-56,43
MADAGASCAR	217.820	240.638	10,48	147.768	142.490	-3,57
SOMALIA	0	215.000	-	0	75.900	-
KENYA	15.547	215.402	1.285,49	15.060	157.945	948,77
MOZAMBIQUE	584.840	195.576	-66,56	394.884	187.081	-52,62
EQUATORIAL GUINEA	140.034	47.755	-65,90	98.259	36.822	-62,53
TOGO	225.178	206.892	-8,12	141.404	131.814	-6,78
GHANA	450.302	2.181.824	384,52	377.123	1.530.295	305,78
LIBERIA	88.275	109.313	23,83	55.084	93.522	69,78
GUINEA	64.024	197.069	207,80	39.574	160.436	305,41
ANGOLA	2.519.870	291.151	-88,45	1.455.320	291.450	-79,97
CONGO	494.631	351.292	-28,98	294.510	233.054	-20,87
CAMEROON	168.650	361.589	114,40	110.402	282.874	156,22
NIGERIA	1.496.940	4.659.454	211,27	734.688	3.591.637	388,87
SIERRA LEONE	116.763	77.168	-33,91	86.559	60.110	-30,56
GABON	121.051	145.152	19,91	79.620	113.303	42,30
COTE D'IVOIRE	0	21.023	-	0	17.159	-
SENEGAL	103.840	0	-100,00	57.332	0	-100,00
MAURITANIA	191.101	42.543	-77,74	50.316	36.027	-28,40
BENIN	1.386.956	1.501.755	8,28	1.077.594	1.357.353	25,96
BURKINA FASO	38.400	69.504	81,00	34.160	62.960	84,31
SEYCHELLES	20.305	0	-100,00	19.349	0	-100,00
CENTRAL AFRICAN REPUBLIC	25.343	0	-100,00	16.980	0	-100,00
NIGER	44.380	0	-100,00	29.518	0	-100,00
DJIBOUTI	470.922	1.597.320	239,19	310.848	869.328	179,66
SAO TOME AND PRINCIPE	24.034	0	-100,00	17.131	0	-100,00
SOUTH AFRICA	86.227	29.016	-66,35	87.479	26.813	-69,35
ZIMBABWE	0	14.815	-	0	13.245	-
ZAMBIA	0	42.250	-	0	23.111	-
MALAWI	558.750	598.000	7,02	198.762	218.300	9,83
MAURITIUS	207.718	282.560	36,03	114.699	134.663	17,41
ZAIRE	12.442	0	-100,00	13.230	0	-100,00
AUSTRALIA	482.925	850.693	76,15	487.665	918.500	88,35
NEW ZEALAND	171.375	1.282	-99,25	184.180	3.794	-97,94
MICRONESIA, FEDERATED STATES OF	0	26.332	-	0	18.189	-
NORTHERN MARIANA ISLANDS	14	0	-100,00	67	0	-100,00
VANUATU	9.890	0	-100,00	8.112	0	-100,00
FIJI	434.299	326.115	-24,91	244.241	161.891	-33,72
KIRIBATI	55.557	21.862	-60,65	45.694	16.909	-63,00
MARSHALL ISLANDS	0	2.800	-	0	2.012	-
SAMOA	55.779	109.103	95,60	42.391	92.721	118,73
SOLOMON ISLANDS	30.004	36.491	21,62	74.246	25.964	-65,03
TONGA	3.482	0	-100,00	5.561	0	-100,00
TUVALU	0	719	-	0	646	-
EAST TIMOR	54.639	65	-99,88	56.448	42	-99,93
UNITED STATES	116.530	233.261	100,17	150.378	238.672	58,71
CANADA	31.090	9	-99,97	20.310	92	-99,55
MEXICO	15.000	0	-100,00	27.604	0	-100,00
GUATEMALA	23.904	23.616	-1,20	22.825	23.370	2,39
PANAMA	124.353	226.024	81,76	112.478	198.510	76,49
SURINAME	0	29.674	-	0	24.339	-
CHILE	124.417	99.854	-19,74	87.198	78.964	-9,44
VENEZUELA	25.229	0	-100,00	21.900	0	-100,00
ARGENTINA	195	0	-100,00	281	0	-100,00
COLOMBIA	0	50.112	-	0	43.500	-
BOLIVIA	0	76.187	-	0	68.019	-
TRINIDAD AND TOBAGO	13.464	0	-100,00	41.800	0	-100,00
JAMAICA	60.000	120.000	100,00	26.400	51.600	95,45
DOMINICAN REPUBLIC	37.037	0	-100,00	34.707	0	-100,00

TABEL 5. PERKEMBANGAN EKSPOR INDONESIA MENURUT KOMODITI DAN NEGARA TUJUAN

JENIS BARANG	BERAT BERSIH (KG)		PERUB	NILAI FOB (US \$)		PERUB
	JAN-JAN 2006	JAN-JAN 2007	%	JAN-JAN 2006	JAN-JAN 2007	%
(1)	(2)	(3)	(4)	(5)	(6)	(7)
COSTA RICA	25.229	0	-100,00	21.900	0	-100,00
HAITI	168.552	96.099	-42,99	203.147	108.458	-46,61
BARBADOS	8.251	5.487	-33,50	11.372	7.868	-30,81
CAPE VERDE	19.800	9.023	-54,43	16.830	6.985	-58,50
NETHERLANDS ANTILLES	25.229	25.229	0,00	21.900	22.487	2,68
UNITED KINGDOM	20.141	51.721	156,79	10.722	73.582	586,27
NETHERLANDS	37.769	95.530	152,93	53.757	125.816	134,05
FRANCE	75.559	449	-99,41	60.416	12.470	-79,36
GERMANY, FED. REP. OF	7.109	1.890	-73,41	9.146	3.040	-66,76
BELGIUM	105.822	16.172	-84,72	99.736	13.801	-86,16
SWITZERLAND	305	0	-100,00	1.040	0	-100,00
DENMARK	0	5	-	0	31	-
SWEDEN	0	76	-	0	152	-
ITALY	1	0	-100,00	9	0	-100,00
SPAIN	0	21.128	-	0	33.716	-
PORTUGAL	0	18.588	-	0	20.686	-
GREECE	21.750	49.920	129,52	37.990	56.047	47,53
CZECHOSLOVAKIA	262.125	7.544	-97,12	240.617	7.799	-96,76
POLAND	0	104.000	-	0	65.915	-
UKRAINE	720.000	720.000	0,00	327.600	361.120	10,23
RUSSIA FEDERATION	0	20.000	-	0	12.180	-
-BAHAN CELUP ORGANIK SINTETIK	2.792.790	2.829.171	1,30	9.053.974	10.359.171	14,42
JAPAN	328.594	298.265	-9,23	1.087.132	1.179.483	8,49
HONG KONG	197.735	165.420	-16,34	637.169	603.106	-5,35
KOREA, REPUBLIC OF	155.301	226.468	45,83	326.689	409.667	25,40
TAIWAN	181.288	138.785	-23,45	739.883	378.514	-48,84
CHINA	360.525	558.022	54,78	836.219	1.096.424	31,12
THAILAND	41.133	31.542	-23,32	121.897	76.965	-36,86
SINGAPORE	349.897	504.873	44,29	1.845.164	2.764.562	49,83
PHILIPPINES	2.247	5.214	132,04	6.492	12.734	96,15
MALAYSIA	8.206	17.843	117,44	25.546	35.122	37,49
CAMBODIA	15.174	0	-100,00	48.576	0	-100,00
NEPAL	50.000	0	-100,00	72.771	0	-100,00
VIET NAM	34.002	8.995	-73,55	75.284	84.267	11,93
INDIA	386.088	0	-100,00	334.879	0	-100,00
PAKISTAN	60.160	23.998	-60,11	30.901	68.600	122,00
BANGLADESH	168.585	38.920	-76,91	368.941	142.089	-61,49
SRI LANKA	742	5.702	668,46	5.255	30.442	479,30
TURKEY	86.990	30.473	-64,97	314.000	165.106	-47,42
NIGERIA	0	697	-	0	2.000	-
SOUTH AFRICA	2.160	720	-66,67	14.872	2.260	-84,80
AUSTRALIA	2.712	2.303	-15,08	10.918	6.903	-36,77
UNITED STATES	49.077	248.504	406,36	282.898	1.037.164	266,62
MEXICO	34.866	22.311	-36,01	145.556	101.452	-30,30
BRAZIL	30.594	52.997	73,23	212.770	233.840	9,90
COLOMBIA	0	500	-	0	2.850	-
UNITED KINGDOM	0	23.000	-	0	88.357	-
NETHERLANDS	0	3.000	-	0	11.700	-
GERMANY, FED. REP. OF	208.249	185.499	-10,92	1.344.144	1.128.225	-16,06
BELGIUM	8.496	26.996	217,75	43.810	178.170	306,69
SWITZERLAND	0	12.000	-	0	45.360	-
SWEDEN	0	94.000	-	0	71.440	-
ITALY	11.593	15.495	33,66	66.026	53.447	-19,05
SPAIN	6.377	86.629	1.258,46	19.362	348.922	1.702,10
POLAND	11.999	0	-100,00	36.820	0	-100,00
-PREPARAT PEMBASMI KUMAN, DLL	2.592.308	3.013.416	16,24	5.944.632	11.815.959	98,77
JAPAN	343.564	222.160	-35,34	916.408	326.417	-64,38
HONG KONG	822	400	-51,34	700	514	-26,57
TAIWAN	114.801	79.568	-30,69	264.040	188.247	-28,71
CHINA	49.844	222.699	346,79	461.314	2.948.874	539,23
PAPUA NEW GUINEA	15.896	18.066	13,65	13.306	15.242	14,55
THAILAND	75.838	381.187	402,63	458.854	900.295	96,21
SINGAPORE	66.953	412.688	516,38	74.605	1.108.942	1.386,42
PHILIPPINES	110.672	62.513	-43,52	348.660	253.996	-27,15
MALAYSIA	280.874	224.165	-20,19	1.169.709	358.215	-69,38
MYANMAR (FORM. BURMA)	0	46.080	-	0	29.030	-
BRUNEI DARUSSALAM	196	0	-100,00	384	0	-100,00
VIET NAM	167.421	76.176	-54,50	203.426	388.881	91,17
MALDIVES	2.975	10.494	252,74	2.792	12.888	361,60
INDIA	43.200	0	-100,00	28.224	0	-100,00
PAKISTAN	186.501	195.957	5,07	180.542	115.897	-35,81
BANGLADESH	27.258	125.347	359,85	135.148	291.892	115,98
SRI LANKA	0	25.580	-	0	60.275	-
JORDAN	0	665	-	0	8.219	-
LEBANON	37.199	50.040	34,52	35.799	56.032	56,52
LIBYAN ARAB JAMAHIRIYA	0	1.846	-	0	5.148	-

TABEL 5. PERKEMBANGAN EKSPOR INDONESIA MENURUT KOMODITI DAN NEGARA TUJUAN

JENIS BARANG	BERAT BERSIH (KG)		PERUB	NILAI FOB (US \$)		PERUB
	JAN-JAN 2006	JAN-JAN 2007	%	JAN-JAN 2006	JAN-JAN 2007	%
(1)	(2)	(3)	(4)	(5)	(6)	(7)
MADAGASCAR	129.045	0	-100,00	91.731	0	-100,00
KENYA	48.755	1.476	-96,97	34.702	16.433	-52,65
MOZAMBIQUE	20.160	0	-100,00	12.960	0	-100,00
EQUATORIAL GUINEA	1.204	0	-100,00	3.281	0	-100,00
TOGO	21.600	20.693	-4,20	13.968	16.821	20,43
GHANA	22.464	0	-100,00	15.000	0	-100,00
GUINEA	21.600	0	-100,00	11.344	0	-100,00
COTE D'IVOIRE	0	21.600	-	0	15.984	-
BENIN	0	2.665	-	0	9.744	-
UGANDA	0	43.200	-	0	27.936	-
SOUTH AFRICA	110.723	102.989	-6,98	112.709	106.090	-5,87
MALAWI	20.160	0	-100,00	13.248	0	-100,00
MAURITIUS	17.750	18.000	1,41	12.913	15.012	16,25
VIRGIN ISLANDS (BRITISH)	189	0	-100,00	2.924	0	-100,00
AUSTRALIA	36.179	28.500	-21,23	32.762	24.727	-24,53
NEW ZEALAND	0	4.014	-	0	304.983	-
NEW CALEDONIA	6.547	0	-100,00	23.768	0	-100,00
VANUATU	0	37	-	0	120	-
FIJI	26.390	0	-100,00	22.587	0	-100,00
SAMOA	0	29.818	-	0	22.650	-
EAST TIMOR	956	0	-100,00	544	0	-100,00
UNITED STATES	0	127.168	-	0	225.949	-
MEXICO	218.563	8.641	-96,05	266.391	13.725	-94,85
GUATEMALA	39.626	0	-100,00	30.918	0	-100,00
HONDURAS	79.252	0	-100,00	63.459	0	-100,00
NICARAGUA	39.626	29.589	-25,33	30.918	22.886	-25,98
JAMAICA	8.354	32.688	291,29	14.220	48.684	242,36
DOMINICAN REPUBLIC	0	18.082	-	0	17.463	-
EL SALVADOR	19.813	33.205	67,59	16.296	32.050	96,67
HAITI	116.690	131.135	12,38	74.107	99.723	34,57
BARBADOS	9.041	0	-100,00	10.255	0	-100,00
FRENCH POLYNESIA	0	25.005	-	0	18.353	-
UNITED KINGDOM	5	0	-100,00	60	0	-100,00
FRANCE	0	24.096	-	0	19.102	-
FINLAND	0	31.854	-	0	45.260	-
ITALY	18.230	103.170	465,94	706.385	3.630.012	413,89
CZECHOSLOVAKIA	20.160	20.160	0,00	13.536	13.248	-2,13
LATVIA	15.212	0	-100,00	19.735	0	-100,00
-DAMAR TIRUAN, BAHAN PLASTIK	105.450.730	92.774.818	-12,02	138.310.714	142.068.588	2,72
JAPAN	17.987.154	18.128.686	0,79	27.008.080	30.143.768	11,61
HONG KONG	4.248.773	5.502.386	29,51	3.252.441	8.737.560	168,65
KOREA, REPUBLIC OF	2.064.858	795.706	-61,46	2.271.730	1.644.184	-27,62
TAIWAN	1.487.723	1.057.582	-28,91	2.635.418	2.195.439	-16,69
CHINA	13.102.646	8.038.799	-38,65	11.026.780	7.169.710	-34,98
MACAU	0	22.000	-	0	13.737	-
PAPUA NEW GUINEA	84.203	28.925	-65,65	150.667	40.435	-73,16
THAILAND	1.381.941	1.630.279	17,97	3.867.434	4.593.531	18,77
SINGAPORE	5.960.864	7.430.567	24,66	9.385.289	9.688.445	3,23
PHILIPPINES	1.710.366	1.653.987	-3,30	3.981.536	3.653.044	-8,25
MALAYSIA	7.666.378	9.338.292	21,81	8.912.193	13.232.731	48,48
MYANMAR (FORM. BURMA)	272.497	615.862	126,01	195.422	544.402	178,58
CAMBODIA	14.107	17.600	24,76	13.314	18.011	35,28
BRUNEI DARUSSALAM	23.847	55.427	132,43	33.305	61.435	84,46
NEPAL	7.769	10.214	31,47	19.612	19.519	-0,47
VIET NAM	3.042.036	2.883.245	-5,22	4.209.074	3.253.476	-22,70
MALDIVES	873	10.527	1.105,84	2.124	20.619	870,76
INDIA	7.043.148	3.474.536	-50,67	5.453.386	4.117.889	-24,49
PAKISTAN	228.370	289.482	26,76	468.568	819.231	74,84
BANGLADESH	2.611.248	2.041.791	-21,81	2.275.825	1.794.704	-21,14
SRI LANKA	700.287	546.535	-21,96	706.950	693.251	-1,94
IRAN (ISLAMIC REPUBLIC OF)	392	943	140,56	12.325	185	-98,50
SAUDI ARABIA	152.485	427.673	180,47	420.725	1.111.252	164,13
KUWAIT	45.637	119.400	161,63	57.901	273.398	372,18
JORDAN	2.868	0	-100,00	7.561	0	-100,00
LEBANON	17.788	182.239	924,51	23.271	288.424	1.139,41
YEMEN	97.500	49.098	-49,64	143.550	103.101	-28,18
OMAN	10.097	1.653	-83,63	31.079	5.879	-81,08
SYRIA ARAB REPUBLIC	48.000	53.720	11,92	54.805	135.122	146,55
TURKEY	1.975.153	1.952.457	-1,15	1.480.978	1.526.217	3,05
UNITED ARAB EMIRATES	1.001.068	593.435	-40,72	1.533.940	1.417.989	-7,56
QATAR	8.758	6.796	-22,40	20.782	16.716	-19,57
BAHRAIN	10.546	10.082	-4,40	19.871	19.810	-0,31
CYPRUS	347	1.550	346,69	1.025	7.690	650,24
EGYPT	162.921	1.099.759	575,03	197.936	995.597	402,99
LIBYAN ARAB JAMAHIRIYA	0	3.389	-	0	11.174	-
MOROCCO	28.102	54.936	95,49	25.028	125.579	401,75
TUNISIA	0	2.594	-	0	7.583	-

TABEL 5. PERKEMBANGAN EKSPOR INDONESIA MENURUT KOMODITI DAN NEGARA TUJUAN

JENIS BARANG	BERAT BERSIH (KG)		PERUB	NILAI FOB (US \$)		PERUB
	JAN-JAN 2006	JAN-JAN 2007	%	JAN-JAN 2006	JAN-JAN 2007	%
	(1)	(2)	(3)	(4)	(5)	(6)
ETHIOPIA	22.000	18.988	-13,69	25.740	56.220	118,41
TANZANIA, UNITED REPUBLIC OF	111.686	74.027	-33,72	136.785	153.427	12,17
MADAGASCAR	3.750	70.713	1.785,68	15.469	87.824	467,74
SOMALIA	0	8.851	-	0	43.500	-
KENYA	17.094	11.488	-32,80	84.586	34.976	-58,65
REUNION	17.514	19.181	9,52	22.066	26.549	20,32
MOZAMBIQUE	14.248	7.659	-46,25	19.331	13.002	-32,74
TOGO	5.908	37.125	528,39	6.332	61.875	877,18
GHANA	123.583	5.906	-95,22	120.753	27.918	-76,88
LIBERIA	8.932	0	-100,00	11.851	0	-100,00
GUINEA	315.936	7.457	-97,64	355.021	9.938	-97,20
CONGO	1.201	0	-100,00	2.071	0	-100,00
CAMEROON	12.192	42.553	249,02	19.174	95.041	395,68
NIGERIA	865.949	336.213	-61,17	1.407.846	1.090.826	-22,52
GABON	0	35.356	-	0	65.553	-
COTE D'IVOIRE	0	7.009	-	0	29.635	-
SENEGAL	10.944	0	-100,00	32.531	0	-100,00
BENIN	16.933	2.902	-82,86	21.353	12.082	-43,42
SEYCHELLES	225	778	245,78	1.194	2.162	81,07
CENTRAL AFRICAN REPUBLIC	2.555	0	-100,00	3.661	0	-100,00
DJIBOUTI	40.469	105.485	160,66	61.178	164.988	169,69
SAO TOME AND PRINCIPE	0	12.452	-	0	23.447	-
SOUTH AFRICA	456.178	161.117	-64,68	623.503	370.346	-40,60
ZIMBABWE	9.180	17.549	91,17	9.241	17.014	84,11
MAURITIUS	1.626	642.149	39.392,56	6.781	812.856	11.887,26
AUSTRALIA	8.401.848	5.893.444	-29,86	10.256.709	8.240.854	-19,65
NEW ZEALAND	1.086.065	1.412.765	30,08	1.586.852	2.000.712	26,08
GUAM	0	800	-	0	1.341	-
PALAU	5	0	-100,00	73	0	-100,00
NEW CALEDONIA	27.054	2.775	-89,74	28.806	9.945	-65,48
VANUATU	221	568	157,01	891	507	-43,10
WALLIS AND FUTUNA ISLANDS	1.010	0	-100,00	417	0	-100,00
FIJI	35.589	23.073	-35,17	41.235	61.259	48,56
EAST TIMOR	787.774	32	-100,00	1.260.820	89	-99,99
UNITED STATES	13.357.692	9.590.109	-28,21	20.543.053	16.393.237	-20,20
CANADA	235.179	356.444	51,56	527.068	861.396	63,43
MEXICO	42.660	16.481	-61,37	126.493	68.426	-45,91
GUATEMALA	18.656	0	-100,00	55.386	0	-100,00
HONDURAS	0	5.449	-	0	10.537	-
PANAMA	7.657	0	-100,00	21.450	0	-100,00
SURINAME	15.061	0	-100,00	99.223	0	-100,00
CHILE	34.475	0	-100,00	56.599	0	-100,00
VENEZUELA	9.542	15.592	63,40	40.251	57.722	43,41
ARGENTINA	1.600	1.728	8,00	5.600	6.291	12,34
BRAZIL	839.511	39.252	-95,32	1.065.871	306.378	-71,26
COLOMBIA	20.718	7.046	-65,99	67.453	35.769	-46,97
BOLIVIA	0	85	-	0	2.189	-
URUGUAY	17.016	23.562	38,47	19.471	36.160	85,71
PERU	44.976	57.293	27,39	96.674	159.591	65,08
TRINIDAD AND TOBAGO	743	0	-100,00	2.702	0	-100,00
PUERTO RICO	183	0	-100,00	1.254	0	-100,00
DOMINICAN REPUBLIC	56	2	-96,43	322	15	-95,34
COSTA RICA	8.878	0	-100,00	24.708	0	-100,00
ANTIGUA AND BARBUDA	2.814	0	-100,00	20.913	0	-100,00
FRENCH GUIANA	0	4.296	-	0	42.453	-
FRENCH POLYNESIA	312	673	115,71	1.078	1.172	8,72
MARTINIQUE	4	0	-100,00	21	0	-100,00
NETHERLANDS ANTILLES	32	3	-90,63	645	116	-82,02
GUADELOUPE	21	83	295,24	227	93	-59,03
SAINT KITTS AND NEVIS	0	19	-	0	265	-
UNITED KINGDOM	1.987.738	839.728	-57,75	3.232.681	2.341.122	-27,58
NETHERLANDS	702.738	812.091	15,56	1.733.060	2.135.729	23,23
FRANCE	162.396	341.960	110,57	544.947	1.078.879	97,98
GERMANY, FED. REP. OF	206.311	204.026	-1,11	604.936	695.816	15,02
AUSTRIA	629	221	-64,86	2.124	4.172	96,42
BELGIUM	117.575	326.670	177,84	153.729	624.859	306,47
SWITZERLAND	513.184	4.515	-99,12	551.452	15.060	-97,27
DENMARK	40.674	12.624	-68,96	130.682	35.806	-72,60
NORWAY	277	6.224	2.146,93	1.139	9.578	740,91
SWEDEN	14.859	8.041	-45,88	72.388	43.443	-39,99
FINLAND	34.529	46.332	34,18	51.714	97.640	88,81
IRELAND	68.300	131.759	92,91	133.814	259.348	93,81
ITALY	117.197	476.161	306,29	309.673	831.822	168,61
SPAIN	244.102	235.152	-3,67	622.399	684.438	9,97
PORTUGAL	178.573	471.355	163,96	193.652	589.336	204,33
ICELAND	88.000	0	-100,00	102.201	0	-100,00
GREECE	93.785	135.191	44,15	220.081	328.773	49,39
CZECHOSLOVAKIA	2.977	0	-100,00	4.053	0	-100,00

TABEL 5. PERKEMBANGAN EKSPOR INDONESIA MENURUT KOMODITI DAN NEGARA TUJUAN

JENIS BARANG	BERAT BERSIH (KG)		PERUB	NILAI FOB (US \$)		PERUB
	JAN-JAN 2006	JAN-JAN 2007	%	JAN-JAN 2006	JAN-JAN 2007	%
	(1)	(2)	(3)	(4)	(5)	(6)
HUNGARY	57	6.400	11.128,07	595	21.152	3.454,96
POLAND	47.276	78.148	65,30	130.983	189.843	44,94
ROMANIA	533.401	12.771	-97,61	617.456	23.047	-96,27
UKRAINE	18.989	1.268.410	6.579,71	15.870	1.724.385	10.765,69
LATVIA	16.000	0	-100,00	23.280	0	-100,00
CROATIA	20	16.780	83.800,00	165	31.833	19.192,73
MALTA	0	633	-	0	1.277	-
CZECH REPUBLIC	4.936	2.581	-47,71	18.839	7.134	-62,13
RUSSIA FEDERATION	2	128.361	6.417.950,00	144	297.563	206.540,97
-BAHAN KERTAS	82.557.100	211.993.544	156,78	30.985.721	84.702.192	173,36
JAPAN	232.400	9.112.713	3.821,13	135.691	4.754.892	3.404,21
KOREA, REPUBLIC OF	9.615.068	52.228.194	443,19	3.640.090	19.518.861	436,22
TAIWAN	273.600	10.760.970	3.833,10	64.623	5.770.735	8.829,85
CHINA	66.450.166	86.358.262	29,96	25.054.368	34.188.585	36,46
THAILAND	0	1.496.000	-	0	610.158	-
SINGAPORE	129	70	-45,74	265	112	-57,74
PHILIPPINES	0	640.000	-	0	253.004	-
VIET NAM	0	953.684	-	0	421.710	-
INDIA	3.108.753	12.763.714	310,57	1.267.537	4.892.880	286,01
BANGLADESH	375.893	6.474.000	1.622,30	85.482	2.437.133	2.751,05
KUWAIT	1.500.000	1.992.000	32,80	453.860	705.168	55,37
JORDAN	0	260.000	-	0	92.071	-
UNITED ARAB EMIRATES	500.000	1.925.629	285,13	132.985	745.711	460,75
ETHIOPIA	0	100.000	-	0	40.473	-
REUNION	0	59	-	0	40	-
ARGENTINA	500.000	0	-100,00	149.570	0	-100,00
NETHERLANDS	0	4.989.692	-	0	1.975.277	-
FRANCE	0	8.483.406	-	0	3.526.406	-
ITALY	1.091	13.455.121	1.233.183,32	1.250	4.768.808	381.404,64
SPAIN	0	8	-	0	133	-
RUSSIA FEDERATION	0	22	-	0	35	-
-ALAS KAKI (KULIT, KARET DAN KANV	9.244.578	10.517.219	13,77	131.302.600	147.801.558	12,57
JAPAN	620.496	728.993	17,49	8.059.395	9.612.489	19,27
HONG KONG	77.296	135.817	75,71	1.120.992	1.778.711	58,67
KOREA, REPUBLIC OF	188.023	209.404	11,37	2.445.796	2.712.115	10,89
TAIWAN	79.747	96.403	20,89	895.421	879.428	-1,79
CHINA	90.820	164.455	81,08	1.427.585	2.571.849	80,15
PAPUA NEW GUINEA	885	3.803	329,72	10.702	42.715	299,13
THAILAND	54.151	87.799	62,14	687.067	1.328.082	93,30
SINGAPORE	296.053	380.492	28,52	3.462.288	4.527.920	30,78
PHILIPPINES	26.918	49.069	82,29	288.055	487.731	69,32
MALAYSIA	85.233	91.934	7,86	825.020	1.187.890	43,98
NEPAL	40	86	115,00	535	959	79,25
VIET NAM	15.848	8.862	-44,08	82.161	148.589	80,85
MALDIVES	25.206	24.058	-4,55	49.567	42.313	-14,63
INDIA	31.109	5.433	-82,54	500.656	54.703	-89,07
SRI LANKA	936	0	-100,00	1.455	0	-100,00
SAUDI ARABIA	21.837	11.868	-45,65	44.332	32.443	-26,82
KUWAIT	6.768	0	-100,00	30.814	0	-100,00
JORDAN	0	22.494	-	0	29.568	-
P. DEM.REP. OF YEMEN	1.823	0	-100,00	45.033	0	-100,00
LEBANON	345	389	12,75	5.808	291	-94,99
OMAN	36	0	-100,00	468	0	-100,00
TURKEY	55.056	58.342	5,97	700.643	778.953	11,18
UNITED ARAB EMIRATES	23.872	75.683	217,04	302.817	859.087	183,70
BAHRAIN	0	13	-	0	10	-
CYPRUS	1	4.654	465.300,00	10	45.994	459.840,00
EGYPT	6.409	10.623	65,75	80.828	122.762	51,88
MOROCCO	288	0	-100,00	3.686	0	-100,00
KENYA	0	30.093	-	0	41.779	-
REUNION	0	304	-	0	2.051	-
TOGO	0	4.840	-	0	7.800	-
GHANA	3.740	0	-100,00	3.000	0	-100,00
LIBERIA	44.218	0	-100,00	45.000	0	-100,00
GUINEA	0	1.125	-	0	1.500	-
ANGOLA	3.000	0	-100,00	4.000	0	-100,00
CONGO	22.000	0	-100,00	37.500	0	-100,00
CAMEROON	2	0	-100,00	43	0	-100,00
MAURITANIA	172	0	-100,00	3.240	0	-100,00
U.S. VIRGIN ISLANDS	0	40	-	0	248	-
SEYCHELLES	1	19	1.800,00	759	87	-88,54
UGANDA	137	0	-100,00	3	0	-100,00
DJIBOUTI	0	200	-	0	5.226	-
SOUTH AFRICA	34.322	117.860	243,39	396.456	1.474.765	271,99
MAURITIUS	2.022	1.996	-1,29	12.935	8.488	-34,38
AUSTRALIA	114.240	155.571	36,18	1.783.037	2.300.138	29,00

TABEL 5. PERKEMBANGAN EKSPOR INDONESIA MENURUT KOMODITI DAN NEGARA TUJUAN

JENIS BARANG	BERAT BERSIH (KG)		PERUB	NILAI FOB (US \$)		PERUB
	JAN-JAN 2006	JAN-JAN 2007	%	JAN-JAN 2006	JAN-JAN 2007	%
	(1)	(2)	(3)	(4)	(5)	(6)
NEW ZEALAND	18.877	16.116	-14,63	266.422	253.702	-4,77
GUAM	40	300	650,00	1.342	499	-62,82
NEW CALEDONIA	346	3.375	875,43	1.983	12.700	540,44
NORTHERN MARIANA ISLANDS	0	2.010	-	0	19.495	-
SAINT VINCENT AND THE GRENADINES	40	0	-100,00	294	0	-100,00
VANUATU	284	0	-100,00	601	0	-100,00
FIJI	0	1.026	-	0	17.095	-
EAST TIMOR	3.867	1.188	-69,28	15.681	12.870	-17,93
UNITED STATES	2.642.292	2.073.965	-21,51	40.685.796	30.357.848	-25,38
CANADA	117.400	106.295	-9,46	1.649.192	1.443.614	-12,47
MEXICO	273.392	313.877	14,81	2.382.310	3.014.974	26,56
PANAMA	57.810	107.840	86,54	811.105	1.459.208	79,90
CHILE	18.748	34.297	82,94	301.617	489.010	62,13
VENEZUELA	0	213	-	0	5.940	-
ARGENTINA	30.909	35.812	15,86	432.707	445.770	3,02
BRAZIL	22.791	18.428	-19,14	298.986	288.971	-3,35
COLOMBIA	2.593	6.271	141,84	45.427	80.915	78,12
URUGUAY	3.455	1.962	-43,21	46.781	27.271	-41,70
PARAGUAY	0	5.972	-	0	72.533	-
ECUADOR	3.132	8.535	172,51	57.942	125.970	117,41
PERU	8.232	5.083	-38,25	139.737	81.401	-41,75
JAMAICA	0	27	-	0	713	-
PUERTO RICO	325	637	96,00	3.972	399	-89,95
DOMINICAN REPUBLIC	639	49	-92,33	2.864	171	-94,03
COSTA RICA	121	2.442	1.918,18	267	37.532	13.956,93
FRENCH POLYNESIA	738	2.644	258,27	3.993	6.626	65,94
MARTINIQUE	10	0	-100,00	192	0	-100,00
NETHERLANDS ANTILLES	1.188	27	-97,73	18.384	713	-96,12
GUADELOUPE	0	91	-	0	220	-
UNITED KINGDOM	977.960	935.077	-4,38	12.728.189	11.977.611	-5,90
NETHERLANDS	571.792	659.278	15,30	8.809.618	9.035.317	2,56
FRANCE	191.645	223.717	16,74	2.778.174	3.079.907	10,86
GERMANY, FED. REP. OF	631.544	949.159	50,29	10.542.160	16.384.661	55,42
AUSTRIA	7.803	4.710	-39,64	99.375	40.051	-59,70
BELGIUM	496.949	970.307	95,25	8.428.267	14.055.528	66,77
SWITZERLAND	9.092	9.685	6,52	117.052	127.991	9,35
DENMARK	34.978	117.241	235,18	693.851	3.399.428	389,94
NORWAY	21.533	20.612	-4,28	377.695	355.103	-5,98
SWEDEN	99.952	21.715	-78,27	1.502.247	283.314	-81,14
FINLAND	6.741	7.237	7,36	117.876	109.487	-7,12
IRELAND	22.128	21.345	-3,54	294.083	346.003	17,65
ITALY	603.359	821.631	36,18	6.724.857	10.422.141	54,98
SPAIN	254.987	265.585	4,16	2.560.699	3.173.799	23,94
PORTUGAL	31.873	29.759	-6,63	1.135.997	1.050.896	-7,49
GREECE	35.152	29.604	-15,78	439.371	321.176	-26,90
HUNGARY	2.172	359	-83,47	32.984	3.888	-88,21
POLAND	11.457	12.726	11,08	152.853	127.010	-16,91
ROMANIA	1	0	-100,00	10	0	-100,00
BULGARIA	1	2	100,00	10	45	350,00
YUGOSLAVIA	0	1.754	-	0	33.997	-
UKRAINE	2.140	9.158	327,94	32.911	122.885	273,39
LITHUANIA	0	1.396	-	0	32.463	-
LATVIA	1.966	687	-65,06	56.291	12.667	-77,50
ESTONIA	0	16.944	-	0	590.200	-
CROATIA	5.160	8.370	62,21	71.032	58.686	-17,38
MALTA	0	350	-	0	7.460	-
SLOVAKIA	54.043	53.415	-1,16	2.655.331	2.121.046	-20,12
SLOVENIA	3.615	3.184	-11,92	59.574	42.758	-28,23
CZECH REPUBLIC	0	6.387	-	0	98.985	-
RUSSIA FEDERATION	26.256	84.621	222,29	367.391	1.044.211	184,22
-PRODUK KERAMIK	39.890.102	42.540.597	6,64	21.124.459	21.857.289	3,47
JAPAN	882.822	838.495	-5,02	2.524.118	1.834.446	-27,32
HONG KONG	32.496	45.404	39,72	89.297	59.191	-33,71
KOREA, REPUBLIC OF	2.630.219	3.413.852	29,79	1.523.009	1.645.435	8,04
TAIWAN	1.847.123	4.672.957	152,99	545.595	1.485.108	172,20
CHINA	51.903	42.336	-18,43	79.915	69.294	-13,29
MACAU	0	432	-	0	4.456	-
PAPUA NEW GUINEA	0	12.000	-	0	11.392	-
THAILAND	1.970.006	2.367.919	20,20	513.386	739.301	44,00
SINGAPORE	413.283	393.958	-4,68	344.016	361.708	5,14
PHILIPPINES	384.732	641.675	66,78	125.423	229.656	83,11
MALAYSIA	2.043.593	5.336.054	161,11	264.929	837.550	216,14
MYANMAR (FORM. BURMA)	247.730	259.900	4,91	35.757	36.361	1,69
CAMBODIA	151.708	149.196	-1,66	28.692	30.000	4,56
BRUNEI DARUSSALAM	27.601	196.451	611,75	10.864	37.813	248,06
LAO PEOPLE'S DEMOCRATIC REPUBLIC	45.448	245	-99,46	14.957	1.454	-90,28
VIET NAM	43.021	2.445	-94,32	8.280	20.787	151,05

TABEL 5. PERKEMBANGAN EKSPOR INDONESIA MENURUT KOMODITI DAN NEGARA TUJUAN

JENIS BARANG	BERAT BERSIH (KG)		PERUB	NILAI FOB (US \$)		PERUB
	JAN-JAN 2006	JAN-JAN 2007	%	JAN-JAN 2006	JAN-JAN 2007	%
(1)	(2)	(3)	(4)	(5)	(6)	(7)
MALDIVES	10.225	56.583	453,38	14.138	13.980	-1,12
INDIA	201.251	129.359	-35,72	180.331	380.398	110,94
PAKISTAN	733.770	905.070	23,35	113.376	148.620	31,09
BANGLADESH	40.603	8.352	-79,43	45.746	25.492	-44,27
SRI LANKA	919.635	1.045.177	13,65	197.065	229.862	16,64
IRAN (ISLAMIC REPUBLIC OF)	187	4	-97,86	1.288	3	-99,77
SAUDI ARABIA	2.565.638	3.688.560	43,77	531.962	571.253	7,39
KUWAIT	0	377.694	-	0	68.974	-
LEBANON	0	296	-	0	72	-
YEMEN	23.470	99.282	323,02	6.496	22.041	239,30
OMAN	0	934	-	0	12.445	-
TURKEY	1.062.969	936.087	-11,94	397.621	549.109	38,10
UNITED ARAB EMIRATES	173.812	347.425	99,89	243.197	345.779	42,18
QATAR	167.806	622.486	270,96	78.493	120.330	53,30
BAHRAIN	177.674	94.068	-47,06	45.955	24.399	-46,91
CYPRUS	0	394	-	0	1.225	-
EGYPT	169.687	0	-100,00	100.885	0	-100,00
MOROCCO	2.596	0	-100,00	4.626	0	-100,00
TUNISIA	3.255	1.505	-53,76	3.841	4.002	4,19
SUDAN	1.100	0	-100,00	250	0	-100,00
REUNION	73.732	126.111	71,04	13.666	35.985	163,32
MOZAMBIQUE	42.122	0	-100,00	7.493	0	-100,00
BOTSWANA	0	20.160	-	0	3.110	-
GUINEA	265	0	-100,00	721	0	-100,00
ANGOLA	0	288.389	-	0	61.435	-
CONGO	0	154	-	0	100	-
NIGERIA	55.350	0	-100,00	31.975	0	-100,00
SENEGAL	1.388	0	-100,00	2.010	0	-100,00
SEYCHELLES	632	2.472	291,14	2.183	3.504	60,51
UGANDA	183	569	210,93	4	975	24.275,00
SOUTH AFRICA	763.537	491.910	-35,57	628.068	1.489.243	137,11
MAURITIUS	214.000	24.476	-88,56	41.766	7.517	-82,00
AUSTRALIA	3.132.608	3.843.884	22,71	1.198.128	1.615.795	34,86
NEW ZEALAND	77.735	76.178	-2,00	88.988	38.759	-56,44
GUAM	45.003	4.160	-90,76	15.287	5.679	-62,85
NEW CALEDONIA	518	344	-33,59	1.408	242	-82,81
NORTHERN MARIANA ISLANDS	1	0	-100,00	7	0	-100,00
SAINT VINCENT AND THE GRENADINES	80	0	-100,00	777	0	-100,00
VANUATU	21.338	42.186	97,70	6.310	9.209	45,94
WALLIS AND FUTUNA ISLANDS	0	292	-	0	564	-
COOK ISLANDS	17.766	6	-99,97	4.641	114	-97,54
FIJI	175.968	25.494	-85,51	45.082	5.880	-86,96
TONGA	10.935	0	-100,00	3.029	0	-100,00
EAST TIMOR	19.577	2.990	-84,73	4.024	3.501	-13,00
UNITED STATES	13.466.685	5.840.975	-56,63	6.972.150	4.343.951	-37,70
CANADA	628.908	713.032	13,38	318.563	475.632	49,31
MEXICO	89.763	19.393	-78,40	125.027	9.706	-92,24
PANAMA	628	0	-100,00	308	0	-100,00
CHILE	22.783	46.890	105,81	7.064	16.753	137,16
VENEZUELA	61	0	-100,00	35	0	-100,00
ARGENTINA	8.909	16.363	83,67	7.840	13.392	70,82
BRAZIL	670	527	-21,34	1.315	735	-44,11
COLOMBIA	2.743	3.774	37,59	2.297	6.208	170,27
PERU	23.729	0	-100,00	7.808	0	-100,00
BAHAMAS	0	2.085	-	0	15.926	-
JAMAICA	127.236	74.884	-41,15	25.827	18.400	-28,76
PUERTO RICO	176.901	25.467	-85,60	74.856	6.447	-91,39
DOMINICAN REPUBLIC	0	1.663	-	0	1.306	-
EL SALVADOR	171	0	-100,00	350	0	-100,00
COSTA RICA	1.891	384	-79,69	1.181	854	-27,69
ARUBA	7.520	41	-99,45	14.745	66	-99,55
CAYMAN ISLANDS	0	29	-	0	8	-
FRENCH GUIANA	0	706	-	0	1.379	-
FRENCH POLYNESIA	1.680	1.721	2,44	898	2.287	154,68
GRENADA	25.212	0	-100,00	6.258	0	-100,00
MARTINIQUE	225	0	-100,00	689	0	-100,00
NETHERLANDS ANTILLES	154	174	12,99	260	478	83,85
NORFOLK ISLANDS	509	0	-100,00	706	0	-100,00
TURKS AND CAICOS ISLANDS	4.469	0	-100,00	1.283	0	-100,00
GUADELOUPE	162	517	219,14	230	752	226,96
UNITED KINGDOM	430.809	626.376	45,40	635.616	936.902	47,40
NETHERLANDS	200.659	234.880	17,05	153.615	186.469	21,39
FRANCE	92.426	232.896	151,98	223.632	506.348	126,42
GERMANY, FED. REP. OF	195.821	62.876	-67,89	115.296	171.178	48,47
AUSTRIA	249	199	-20,08	6.857	1.232	-82,03
BELGIUM	185.409	269.575	45,39	365.237	189.115	-48,22
SWITZERLAND	5.081	34.619	581,34	8.648	31.542	264,73
DENMARK	47	15.091	32.008,51	25	19.148	76.492,00

TABEL 5. PERKEMBANGAN EKSPOR INDONESIA MENURUT KOMODITI DAN NEGARA TUJUAN

JENIS BARANG	BERAT BERSIH (KG)		PERUB	NILAI FOB (US \$)		PERUB
	JAN-JAN 2006	JAN-JAN 2007	%	JAN-JAN 2006	JAN-JAN 2007	%
(1)	(2)	(3)	(4)	(5)	(6)	(7)
NORWAY	256.870	205.254	-20,09	68.110	54.483	-20,01
SWEDEN	179.240	250.075	39,52	63.566	75.096	18,14
FINLAND	11.906	14.744	23,84	120.957	133.888	10,69
IRELAND	68.185	60.520	-11,24	108.320	79.174	-26,91
ITALY	1.185.115	1.173.879	-0,95	1.051.362	875.262	-16,75
SPAIN	80.315	203.857	153,82	160.889	221.483	37,66
PORTUGAL	0	761	-	0	953	-
GREECE	49.328	476.567	866,12	49.402	88.558	79,26
HUNGARY	865	215	-75,14	1.730	244	-85,90
POLAND	0	2.618	-	0	2.759	-
ROMANIA	2.117	1.320	-37,65	2.250	2.491	10,71
UKRAINE	216.268	93.210	-56,90	97.935	36.398	-62,83
ESTONIA	28.922	0	-100,00	4.581	0	-100,00
CROATIA	48	5.027	10.372,92	318	26.287	8.166,35
MALTA	20.852	21.384	2,55	6.645	4.249	-36,06
SLOVAKIA	112.420	2	-100,00	40.908	38	-99,91
SLOVENIA	1.545	0	-100,00	160	0	-100,00
RUSSIA FEDERATION	296.495	169.657	-42,78	99.635	96.164	-3,48
-EMAS BATANGAN	4.792	2.644	-44,82	74.102.256	53.778.464	-27,43
JAPAN	515	0	-100,00	164.385	0	-100,00
SINGAPORE	1.700	1.681	-1,12	29.446.692	34.231.760	16,25
MALAYSIA	122	103	-15,57	2.180.663	2.139.061	-1,91
AUSTRALIA	1.752	860	-50,91	30.363.673	17.407.643	-42,67
SWITZERLAND	703	0	-100,00	11.946.843	0	-100,00
-PESAWAT UDARA DAN BAGIANNYA	378.887	265.564	-29,91	10.275.517	12.369.005	20,37
JAPAN	289	51	-82,35	2.760	2.980	7,97
HONG KONG	917	14	-98,47	189.557	470	-99,75
KOREA, REPUBLIC OF	76	385	406,58	153.752	38.769	-74,78
CHINA	655	7.265	1.009,16	10.149	587.623	5.689,96
THAILAND	25.704	1.738	-93,24	629.724	67.659	-89,26
SINGAPORE	5.966	24.788	315,49	699.714	2.401.107	243,16
PHILIPPINES	4	154	3.750,00	105	2.127	1.925,71
MALAYSIA	9.969	6.336	-36,44	1.665.658	236.061	-85,83
CAMBODIA	0	304	-	0	3.000	-
BRUNEI DARUSSALAM	149	0	-100,00	27.127	0	-100,00
PAKISTAN	34	47	38,24	27.405	27.947	1,98
BANGLADESH	0	69	-	0	200	-
SRI LANKA	45	0	-100,00	100	0	-100,00
SAUDI ARABIA	0	468	-	0	121	-
JORDAN	125	0	-100,00	5.000	0	-100,00
OMAN	0	10	-	0	9.358	-
TURKEY	11	122	1.009,09	118.317	13.256	-88,80
UNITED ARAB EMIRATES	137.277	156.441	13,96	810.900	1.044.891	28,86
LIBYAN ARAB JAMAHIRIYA	150.000	0	-100,00	2.000.000	0	-100,00
MADAGASCAR	0	3.695	-	0	1.856	-
CENTRAL AFRICAN REPUBLIC	0	42	-	0	2.000	-
AUSTRALIA	4.702	8.333	77,22	713.661	890.671	24,80
NEW ZEALAND	25	3.438	13.652,00	371	1.018.600	274.455,26
UNITED STATES	15.841	2.072	-86,92	795.994	524.800	-34,07
CANADA	15	0	-100,00	2.000	0	-100,00
UNITED KINGDOM	6.647	20.567	209,42	1.194.033	1.710.612	43,26
NETHERLANDS	812	1.519	87,07	37.294	45.945	23,20
FRANCE	7.624	4.210	-44,78	660.113	237.934	-63,96
GERMANY, FED. REP. OF	6.997	21.679	209,83	2.980	3.000.530	100.588,93
BELGIUM	0	13	-	0	23.900	-
SWITZERLAND	455	968	112,75	9.155	112.873	1.132,91
DENMARK	28	391	1.296,43	1.036	37.750	3.543,82
NORWAY	4.500	0	-100,00	500.000	0	-100,00
IRELAND	0	63	-	0	38.000	-
ITALY	20	12	-40,00	18.612	27.030	45,23
SPAIN	0	370	-	0	260.935	-
-KAPAL LAUT DAN SEJENISNYA	14.925.835	21.162.790	41,79	25.985.380	90.888.972	249,77
JAPAN	13.000	0	-100,00	25.479	0	-100,00
KOREA, REPUBLIC OF	0	2.580	-	0	63.600	-
THAILAND	205.604	0	-100,00	156.148	0	-100,00
SINGAPORE	11.303.606	10.133.219	-10,35	21.596.421	15.877.673	-26,48
MALAYSIA	51.411	2.493.675	4.750,47	217.851	793.647	264,31
INDIA	398.660	0	-100,00	1.316.779	0	-100,00
SAUDI ARABIA	3.930	5.760	46,56	11.640	16.944	45,57
UNITED ARAB EMIRATES	2.919.219	11	-100,00	2.575.219	1.400	-99,95
MAURITIUS	5.301	0	-100,00	5.721	0	-100,00
AUSTRALIA	3.000	2.503.545	83.351,50	300	57.735.708	19.245.136,00
UNITED KINGDOM	104	0	-100,00	1.000	0	-100,00
NETHERLANDS	22.000	0	-100,00	78.822	0	-100,00
ITALY	0	6.024.000	-	0	16.400.000	-

TABEL 5. PERKEMBANGAN EKSPOR INDONESIA MENURUT KOMODITI DAN NEGARA TUJUAN

JENIS BARANG	BERAT BERSIH (KG)		PERUB	NILAI FOB (US \$)		PERUB
	JAN-JAN 2006	JAN-JAN 2007	%	JAN-JAN 2006	JAN-JAN 2007	%
(1)	(2)	(3)	(4)	(5)	(6)	(7)
-PERLENGKAPAN OLAHRAGA DAN MA	2.066.304	2.006.849	-2,88	14.439.776	14.560.166	0,83
JAPAN	69.326	82.274	18,68	1.693.040	1.689.297	-0,22
HONG KONG	31.746	15.834	-50,12	129.286	159.695	23,52
KOREA, REPUBLIC OF	29.283	22.589	-22,86	80.635	131.005	62,47
TAIWAN	2.684	0	-100,00	15.934	0	-100,00
CHINA	67.447	51.126	-24,20	516.246	386.177	-25,20
THAILAND	3.054	4.324	41,58	10.877	12.853	18,17
SINGAPORE	9.497	52.091	448,50	123.950	813.358	556,20
PHILIPPINES	0	19.393	-	0	16.684	-
MALAYSIA	22.540	39.193	73,88	126.681	156.498	23,54
CAMBODIA	7.720	0	-100,00	8.576	0	-100,00
BRUNEI DARUSSALAM	125	0	-100,00	990	0	-100,00
VIET NAM	292	4.587	1.470,89	2.099	48.375	2.204,67
MALDIVES	121	0	-100,00	600	0	-100,00
INDIA	13.443	11.173	-16,89	102.595	68.954	-32,79
PAKISTAN	20.320	24.774	21,92	57.224	35.422	-38,10
SRI LANKA	27.932	19.839	-28,97	20.164	14.590	-27,64
SAUDI ARABIA	0	9.429	-	0	9.492	-
KUWAIT	0	1.876	-	0	16.123	-
JORDAN	763	0	-100,00	789	0	-100,00
LEBANON	0	60	-	0	476	-
YEMEN	78	0	-100,00	118	0	-100,00
UNITED ARAB EMIRATES	2.700	6.311	133,74	5.541	43.376	682,82
QATAR	0	9	-	0	80	-
BAHRAIN	0	9	-	0	80	-
EGYPT	0	6.926	-	0	76.163	-
MOROCCO	3.737	0	-100,00	28.560	0	-100,00
TUNISIA	436	0	-100,00	2.489	0	-100,00
ALGERIA	0	10.311	-	0	10.486	-
SUDAN	2.758	9.473	243,47	17.910	14.112	-21,21
CAMEROON	52	0	-100,00	1.042	0	-100,00
NIGERIA	2.850	0	-100,00	3.312	0	-100,00
SOUTH AFRICA	1.977	2.984	50,94	13.837	17.648	27,54
AUSTRALIA	33.577	40.379	20,26	179.657	318.401	77,23
NEW ZEALAND	5.330	15.267	186,44	44.229	66.198	49,67
GUAM	20	11.008	54.940,00	615	8.000	1.200,81
NEW CALEDONIA	0	465	-	0	588	-
FIJI	823	0	-100,00	358	0	-100,00
EAST TIMOR	22	48	118,18	37	28	-24,32
UNITED STATES	482.318	549.202	13,87	3.347.269	3.602.917	7,64
CANADA	26.343	24.542	-6,84	225.440	180.986	-19,72
MEXICO	97.123	106.473	9,63	679.081	671.606	-1,10
CHILE	18.958	24.997	31,85	129.807	151.477	16,69
VENEZUELA	5.561	17.255	210,29	37.524	107.242	185,80
ARGENTINA	22.065	30.015	36,03	168.141	179.103	6,52
BRAZIL	60.377	77.997	29,18	500.140	464.183	-7,19
COLOMBIA	7.575	7.644	0,91	51.593	49.079	-4,87
ECUADOR	8.726	0	-100,00	18.858	0	-100,00
PERU	6.035	5.936	-1,64	50.382	24.394	-51,58
UNITED KINGDOM	89.050	82.117	-7,79	616.041	730.184	18,53
NETHERLANDS	165.002	116.375	-29,47	962.738	783.430	-18,62
FRANCE	99.424	132.097	32,86	613.441	732.164	19,35
GERMANY, FED. REP. OF	404.494	86.273	-78,67	2.421.310	971.208	-59,89
AUSTRIA	869	13.786	1.486,42	7.383	95.011	1.186,89
BELGIUM	8.722	42.063	382,26	72.492	178.894	146,78
SWITZERLAND	1.128	11.228	895,39	27.640	44.581	61,29
DENMARK	24.896	0	-100,00	57.834	0	-100,00
NORWAY	14.566	5.060	-65,26	30.695	57.879	88,56
SWEDEN	26.088	5.918	-77,32	64.990	52.852	-18,68
FINLAND	43	0	-100,00	2.051	0	-100,00
IRELAND	0	1.182	-	0	11.669	-
ITALY	59.655	60.754	1,84	472.094	330.182	-30,06
SPAIN	3.776	17.757	370,26	53.982	164.975	205,61
GREECE	3.413	7.970	133,52	7.261	63.256	771,17
HUNGARY	5.345	4.018	-24,83	35.338	20.836	-41,04
POLAND	2.397	924	-61,45	11.303	7.041	-37,71
BELARUS	0	7.728	-	0	20.104	-
UKRAINE	6.108	5.315	-12,98	45.032	57.859	28,48
CROATIA	8	19.569	244.512,50	60	44.371	73.851,67
CZECH REPUBLIC	34.569	65.938	90,74	239.667	509.414	112,55
RUSSIA FEDERATION	21.017	14.964	-28,80	302.798	139.110	-54,06
-PENA DAN PENSIL	657.975	714.647	8,61	4.001.319	4.587.263	14,64
JAPAN	30.879	58.163	88,36	388.681	626.748	61,25
HONG KONG	1.980	3.609	82,27	16.128	34.620	114,66
KOREA, REPUBLIC OF	6.492	901	-86,12	59.793	12.759	-78,66
TAIWAN	7.581	7.481	-1,32	46.265	59.000	27,53

TABEL 5. PERKEMBANGAN EKSPOR INDONESIA MENURUT KOMODITI DAN NEGARA TUJUAN

JENIS BARANG	BERAT BERSIH (KG)		PERUB	NILAI FOB (US \$)		PERUB
	JAN-JAN 2006	JAN-JAN 2007	%	JAN-JAN 2006	JAN-JAN 2007	%
(1)	(2)	(3)	(4)	(5)	(6)	(7)
CHINA	692	832	20,23	10.217	5.102	-50,06
PAPUA NEW GUINEA	82	0	-100,00	659	0	-100,00
THAILAND	38.115	19.936	-47,70	277.284	191.691	-30,87
SINGAPORE	9.340	12.358	32,31	79.022	125.788	59,18
MALAYSIA	21.303	26.590	24,82	194.332	249.948	28,62
VIET NAM	0	1.357	-	0	6.767	-
INDIA	330	0	-100,00	5.013	0	-100,00
BANGLADESH	0	4.294	-	0	46.878	-
SAUDI ARABIA	2.710	0	-100,00	13.750	0	-100,00
JORDAN	612	0	-100,00	3.499	0	-100,00
YEMEN	0	14.949	-	0	12.512	-
TURKEY	12.448	3.707	-70,22	96.007	31.661	-67,02
UNITED ARAB EMIRATES	2.479	3.860	55,71	26.657	23.917	-10,28
EGYPT	10.200	0	-100,00	39.000	0	-100,00
AUSTRALIA	59.490	29.099	-51,09	308.479	126.057	-59,14
NEW ZEALAND	1.136	5.205	358,19	12.281	49.719	304,84
EAST TIMOR	0	2	-	0	7	-
UNITED STATES	313.018	295.742	-5,52	1.331.349	1.327.077	-0,32
CANADA	1.472	1.621	10,12	26.689	42.448	59,05
MEXICO	37.383	90.282	141,51	257.399	577.332	124,29
COLOMBIA	18.794	31.633	68,31	93.980	187.288	99,28
ECUADOR	0	8.595	-	0	53.785	-
UNITED KINGDOM	18.854	33.758	79,05	141.403	297.705	110,54
NETHERLANDS	0	76	-	0	1.485	-
FRANCE	23.855	2.829	-88,14	134.008	29.484	-78,00
GERMANY, FED. REP. OF	23.441	30.186	28,77	259.341	275.569	6,26
DENMARK	741	0	-100,00	6.691	0	-100,00
NORWAY	554	1.261	127,62	9.315	15.217	63,36
SWEDEN	8.937	12.075	35,11	107.364	113.850	6,04
ITALY	4.947	1.470	-70,29	56.635	19.877	-64,90
SPAIN	110	11.620	10.463,64	78	35.896	45.920,51
PORTUGAL	0	1	-	0	2	-
CZECHOSLOVAKIA	0	117	-	0	1.040	-
CZECH REPUBLIC	0	1.038	-	0	6.034	-
-BATU SEMI PERMATA	300	12.047	3.915,67	2.000	213.323	10.566,15
JAPAN	0	12	-	0	141.171	-
AUSTRALIA	0	2	-	0	22	-
UNITED STATES	300	12.000	3.900,00	2.000	71.493	3.474,65
SAINT KITTS AND NEVIS	0	29	-	0	404	-
BELGIUM	0	2	-	0	155	-
NORWAY	0	2	-	0	78	-
-KOPER, TAS, DOMPET PLASTIK/TEKS	602.528	559.424	-7,15	3.898.767	4.194.646	7,59
JAPAN	60.555	41.638	-31,24	426.298	285.210	-33,10
HONG KONG	548	16.922	2.987,96	2.960	224.507	7.484,70
KOREA, REPUBLIC OF	484	29.965	6.091,12	1.430	5.358	274,69
TAIWAN	11.276	0	-100,00	35.480	0	-100,00
CHINA	16.706	945	-94,34	32.334	6.636	-79,48
PAPUA NEW GUINEA	107	791	639,25	864	4.196	385,65
THAILAND	553	958	73,24	1.425	1.857	30,32
SINGAPORE	3.828	5.246	37,04	128.422	47.769	-62,80
PHILIPPINES	980	1.107	12,96	2.610	3.483	33,45
MALAYSIA	6.419	3.626	-43,51	21.364	8.070	-62,23
BRUNEI DARUSSALAM	451	0	-100,00	907	0	-100,00
VIET NAM	0	76	-	0	103	-
MALDIVES	272	604	122,06	224	672	200,00
INDIA	15.690	8.679	-44,68	59.471	43.458	-26,93
LEBANON	0	1.690	-	0	6.240	-
UNITED ARAB EMIRATES	23.408	26.231	12,06	88.638	128.602	45,09
CYPRUS	66	0	-100,00	195	0	-100,00
EGYPT	5	0	-100,00	23	0	-100,00
ALGERIA	50	0	-100,00	346	0	-100,00
KENYA	495	0	-100,00	3.480	0	-100,00
REUNION	0	89	-	0	60	-
ANGOLA	869	0	-100,00	3.413	0	-100,00
NIGERIA	71	0	-100,00	888	0	-100,00
U.S. VIRGIN ISLANDS	0	25	-	0	34	-
SEYCHELLES	6	8	33,33	868	38	-95,62
SOUTH AFRICA	2.612	3.236	23,89	7.787	4.626	-40,59
MAURITIUS	1	0	-100,00	330	0	-100,00
AUSTRALIA	5.764	8.296	43,93	60.636	23.604	-61,07
NEW ZEALAND	1.393	1.801	29,29	11.854	3.854	-67,49
MICRONESIA, FEDERATED STATES OF	97	0	-100,00	386	0	-100,00
GUAM	9	60	566,67	202	1.806	794,06
NEW CALEDONIA	4.196	1.240	-70,45	4.751	1.179	-75,18
VANUATU	4	0	-100,00	83	0	-100,00
COOK ISLANDS	274	304	10,95	204	3.614	1.671,57

TABEL 5. PERKEMBANGAN EKSPOR INDONESIA MENURUT KOMODITI DAN NEGARA TUJUAN

JENIS BARANG	BERAT BERSIH (KG)		PERUB	NILAI FOB (US \$)		PERUB
	JAN-JAN 2006	JAN-JAN 2007	%	JAN-JAN 2006	JAN-JAN 2007	%
(1)	(2)	(3)	(4)	(5)	(6)	(7)
UNITED STATES	148.610	136.903	-7,88	1.134.731	1.089.573	-3,98
CANADA	1.811	6.115	237,66	5.995	29.485	391,83
MEXICO	5.280	1.118	-78,83	22.047	19.966	-9,44
PANAMA	3.274	9.630	194,14	4.364	19.410	344,78
CHILE	146	0	-100,00	1.420	0	-100,00
VENEZUELA	24	0	-100,00	300	0	-100,00
ARGENTINA	20	0	-100,00	53	0	-100,00
BRAZIL	450	5.816	1.192,44	880	10.402	1.082,05
URUGUAY	7	0	-100,00	17	0	-100,00
PERU	10	0	-100,00	273	0	-100,00
JAMAICA	0	310	-	0	728	-
PUERTO RICO	689	0	-100,00	8.434	0	-100,00
DOMINICAN REPUBLIC	0	198	-	0	240	-
COSTA RICA	1	243	24.200,00	90	455	405,56
BARBADOS	0	1.988	-	0	2.607	-
FRENCH POLYNESIA	95	1.355	1.326,32	210	3.469	1.551,90
MARTINIQUE	0	10	-	0	150	-
NETHERLANDS ANTILLES	184	0	-100,00	2.617	0	-100,00
GUADELOUPE	0	76	-	0	184	-
SAINT KITTS AND NEVIS	0	12	-	0	177	-
UNITED KINGDOM	45.947	16.301	-64,52	155.942	63.757	-59,11
NETHERLANDS	53.491	39.999	-25,22	840.183	918.751	9,35
FRANCE	3.954	7.179	81,56	41.134	35.620	-13,40
GERMANY, FED. REP. OF	51.329	12.601	-75,45	249.097	66.287	-73,39
AUSTRIA	0	4.466	-	0	36.500	-
BELGIUM	92.694	78.310	-15,52	239.120	406.838	70,14
SWITZERLAND	557	659	18,31	2.155	1.241	-42,41
DENMARK	0	6	-	0	35	-
NORWAY	902	1.564	73,39	22.385	19.415	-13,27
SWEDEN	98	6.354	6.383,67	3.253	40.606	1.148,26
IRELAND	2.670	505	-81,09	3.916	969	-75,26
ITALY	20.598	56.365	173,64	203.485	481.127	136,44
SPAIN	12.099	16.135	33,36	54.480	130.437	139,42
PORTUGAL	248	467	88,31	1.974	1.445	-26,80
GREECE	151	219	45,03	2.339	781	-66,61
CZECHOSLOVAKIA	0	952	-	0	8.420	-
POLAND	0	31	-	0	595	-
-BARANG DARI LOGAM MULIA	39.928	28.704	-28,11	7.331.760	8.776.016	19,70
JAPAN	136	1.625	1.094,85	58.849	13.961	-76,28
HONG KONG	124	291	134,68	8.590	51.114	495,04
KOREA, REPUBLIC OF	0	51	-	0	15.781	-
THAILAND	5.635	397	-92,95	170.165	257.327	51,22
SINGAPORE	16.163	14.334	-11,32	1.082.909	1.883.699	73,95
MALAYSIA	66	62	-6,06	506	958	89,33
VIET NAM	0	1	-	0	9	-
MALDIVES	0	33	-	0	2.300	-
TURKEY	220	67	-69,55	60.000	31.925	-46,79
UNITED ARAB EMIRATES	74	174	135,14	625.211	2.618.169	318,77
U.S. VIRGIN ISLANDS	32	0	-100,00	18.116	0	-100,00
SOUTH AFRICA	4	0	-100,00	80	0	-100,00
AUSTRALIA	243	1.209	397,53	37.140	18.577	-49,98
NEW ZEALAND	259	0	-100,00	28.160	0	-100,00
FIJI	31	0	-100,00	12	0	-100,00
UNITED STATES	8.828	6.831	-22,62	4.686.932	3.421.696	-26,99
CANADA	133	0	-100,00	26.540	0	-100,00
PUERTO RICO	6	2	-66,67	2.147	1.278	-40,48
SAINT KITTS AND NEVIS	0	14	-	0	204	-
UNITED KINGDOM	2.754	359	-86,96	162.523	100.805	-37,97
NETHERLANDS	3.449	1.180	-65,79	16.348	73.746	351,10
FRANCE	308	852	176,62	3.260	2.570	-21,17
GERMANY, FED. REP. OF	254	321	26,38	80.576	85.919	6,63
AUSTRIA	19	0	-100,00	538	0	-100,00
BELGIUM	0	23	-	0	1.425	-
SWITZERLAND	160	28	-82,50	89.384	16.985	-81,00
DENMARK	21	9	-57,14	54.692	21.865	-60,02
NORWAY	56	2	-96,43	3.979	4.968	24,86
SWEDEN	0	8	-	0	1.866	-
FINLAND	124	0	-100,00	873	0	-100,00
ITALY	458	140	-69,43	76.681	87.362	13,93
SPAIN	348	679	95,11	37.246	59.372	59,41
GREECE	1	0	-100,00	2	0	-100,00
POLAND	22	0	-100,00	301	0	-100,00
RUSSIA FEDERATION	0	12	-	0	2.135	-
-PETI KEMAS	124.574	3.881.480	3.015,80	186.914	4.011.087	2.045,95
PAPUA NEW GUINEA	0	5.350	-	0	24.935	-
THAILAND	4.000	0	-100,00	281	0	-100,00

TABEL 5. PERKEMBANGAN EKSPOR INDONESIA MENURUT KOMODITI DAN NEGARA TUJUAN

JENIS BARANG	BERAT BERSIH (KG)		PERUB	NILAI FOB (US \$)		PERUB
	JAN-JAN 2006	JAN-JAN 2007	%	JAN-JAN 2006	JAN-JAN 2007	%
(1)	(2)	(3)	(4)	(5)	(6)	(7)
SINGAPORE	61.830	1.518.950	2.356,66	35.568	1.074.178	2.920,07
MALAYSIA	10.800	3.750	-65,28	9.900	3.300	-66,67
VIET NAM	0	9.600	-	0	14.774	-
UNITED ARAB EMIRATES	47.944	0	-100,00	141.165	0	-100,00
UNITED STATES	0	453.830	-	0	610.900	-
GERMANY, FED. REP. OF	0	1.890.000	-	0	2.283.000	-
-KOMPUTER DAN BAGIANNYA	8.014.117	4.383.527	-45,30	131.024.135	110.835.377	-15,41
JAPAN	728.288	358.652	-50,75	23.469.801	11.514.036	-50,94
HONG KONG	533.080	227.562	-57,31	10.205.584	1.462.310	-85,67
KOREA, REPUBLIC OF	236.103	74.702	-68,36	3.055.499	809.983	-73,49
TAIWAN	242.095	64.220	-73,47	6.909.913	1.144.515	-83,44
CHINA	536.277	299.324	-44,18	12.384.237	14.149.440	14,25
MACAU	0	99	-	0	2.073	-
THAILAND	421.498	71.745	-82,98	3.969.887	5.025.857	26,60
SINGAPORE	635.684	780.206	22,73	9.882.836	27.058.155	173,79
PHILIPPINES	58.610	53.110	-9,38	624.323	683.369	9,46
MALAYSIA	60.673	197.697	225,84	540.076	3.676.109	580,67
VIET NAM	3.623	11.203	209,22	60.680	144.374	137,93
MALDIVES	0	100	-	0	600	-
INDIA	190.496	119.814	-37,10	2.179.840	2.091.762	-4,04
PAKISTAN	0	432	-	0	2.265	-
SRI LANKA	593	4.945	733,90	11.225	15.750	40,31
IRAN (ISLAMIC REPUBLIC OF)	30.701	480	-98,44	641.678	60.792	-90,53
SAUDI ARABIA	0	3.466	-	0	93.316	-
KUWAIT	4	0	-100,00	6.831	0	-100,00
JORDAN	3.096	13.999	352,16	76.828	50.289	-34,54
YEMEN	0	5.005	-	0	167.146	-
TURKEY	12.239	0	-100,00	48.713	0	-100,00
UNITED ARAB EMIRATES	139.118	103.247	-25,78	1.383.709	1.983.397	43,34
EGYPT	7.200	34.306	376,47	133.721	899.786	572,88
ALGERIA	0	7.746	-	0	211.804	-
KENYA	0	500	-	0	2.500	-
NIGERIA	0	4.280	-	0	5.630	-
UGANDA	0	1.100	-	0	5.500	-
SOUTH AFRICA	2.395	11.247	369,60	34.270	245.075	615,13
MALAWI	0	100	-	0	500	-
AUSTRALIA	87.642	44.787	-48,90	1.409.578	893.964	-36,58
NEW ZEALAND	226	0	-100,00	2.754	0	-100,00
EAST TIMOR	4.329	16.925	290,97	322	276.926	85.901,86
UNITED STATES	1.237.740	424.547	-65,70	17.512.421	7.889.404	-54,95
CANADA	72	3.911	5.331,94	26.362	97.756	270,82
MEXICO	142.313	107.400	-24,53	2.035.071	2.229.334	9,55
CHILE	70.726	9.639	-86,37	901.408	82.328	-90,87
VENEZUELA	10.530	0	-100,00	130.617	0	-100,00
ARGENTINA	56.987	28.917	-49,26	739.492	246.984	-66,60
BRAZIL	114.784	287.106	150,13	1.186.948	3.997.947	236,83
COLOMBIA	34.539	4.895	-85,83	424.473	50.980	-87,99
PERU	26.116	0	-100,00	314.785	0	-100,00
COSTA RICA	13.986	0	-100,00	183.753	0	-100,00
NETHERLANDS ANTILLES	0	33	-	0	6.780	-
UNITED KINGDOM	12.836	5.528	-56,93	394.534	82.714	-79,04
NETHERLANDS	1.809.355	660.051	-63,52	23.711.027	16.909.497	-28,69
FRANCE	72	350	386,11	1.990	1	-99,95
GERMANY, FED. REP. OF	238.036	247.452	3,96	3.062.396	3.172.940	3,61
BELGIUM	0	3.171	-	0	77.694	-
FINLAND	6.627	4.097	-38,18	106.452	62.525	-41,26
IRELAND	42.077	32.123	-23,66	1.129.729	1.196.480	5,91
SPAIN	9	100	1.011,11	249	8.660	3.377,91
HUNGARY	16.544	15.108	-8,68	285.773	1.322.901	362,92
POLAND	0	5.184	-	0	97.488	-
UKRAINE	0	1.332	-	0	24.372	-
UZBEKISTAN	4.938	0	-100,00	116.675	0	-100,00
SLOVAKIA	7.344	0	-100,00	106.034	0	-100,00
SLOVENIA	210.706	0	-100,00	1.259.015	0	-100,00
CZECH REPUBLIC	23.810	31.584	32,65	362.626	601.369	65,84
-KENDARAAN BERMOTOR RODA 2 DAI	276.433	439.100	58,85	2.383.710	3.294.838	38,22
JAPAN	16.012	3.846	-75,98	196.431	43.494	-77,86
KOREA, REPUBLIC OF	0	201	-	0	2.538	-
TAIWAN	739	456	-38,29	7.696	2.500	-67,52
CHINA	0	5.285	-	0	8.163	-
THAILAND	14.427	427	-97,04	308.479	4.575	-98,52
PHILIPPINES	71.775	256.620	257,53	530.725	2.003.664	277,53
MALAYSIA	0	2.229	-	0	16.320	-
VIET NAM	31.638	0	-100,00	366.860	0	-100,00
MALDIVES	0	2.880	-	0	24.144	-
INDIA	759	0	-100,00	10.966	0	-100,00

TABEL 5. PERKEMBANGAN EKSPOR INDONESIA MENURUT KOMODITI DAN NEGARA TUJUAN

JENIS BARANG	BERAT BERSIH (KG)		PERUB	NILAI FOB (US \$)		PERUB
	JAN-JAN 2006	JAN-JAN 2007	%	JAN-JAN 2006	JAN-JAN 2007	%
(1)	(2)	(3)	(4)	(5)	(6)	(7)
PAKISTAN	800	0	-100,00	8.335	0	-100,00
DJIBOUTI	0	7.200	-	0	46.740	-
AUSTRALIA	1.580	400	-74,68	5.382	2.547	-52,68
NEW ZEALAND	2.880	0	-100,00	21.000	0	-100,00
UNITED STATES	0	235	-	0	749	-
MEXICO	0	23.040	-	0	194.700	-
HONDURAS	7.305	0	-100,00	44.861	0	-100,00
VENEZUELA	240	0	-100,00	1.580	0	-100,00
BRAZIL	200	4.434	2.117,00	100	26.046	25.946,00
COLOMBIA	106.612	76.680	-28,08	739.543	475.685	-35,68
DOMINICAN REPUBLIC	18.000	28.800	60,00	118.500	182.400	53,92
BERMUDA	2.880	0	-100,00	21.000	0	-100,00
NETHERLANDS	0	45	-	0	200	-
FRANCE	0	752	-	0	1.017	-
GERMANY, FED. REP. OF	0	130	-	0	770	-
BELGIUM	488	0	-100,00	806	0	-100,00
ITALY	98	24.519	24.919,39	1.446	245.986	16.911,48
GREECE	0	921	-	0	12.600	-
-KENDARAAN BERMOTOR RODA 4 DAI	2.901.087	7.361.943	153,76	16.907.892	43.224.701	155,65
JAPAN	20.090	78.940	292,93	183.266	304.756	66,29
HONG KONG	0	3.600	-	0	46.000	-
THAILAND	348.723	578.586	65,92	1.765.876	2.785.131	57,72
SINGAPORE	32.126	101.950	217,34	27.562	164.472	496,73
PHILIPPINES	597.379	1.500.509	151,18	3.317.158	7.610.577	129,43
MALAYSIA	390.472	879.413	125,22	2.067.334	4.637.840	124,34
BRUNEI DARUSSALAM	197.025	201.167	2,10	1.162.842	1.188.737	2,23
NEPAL	0	5.040	-	0	20.124	-
VIET NAM	44.222	384.703	769,94	68.918	2.060.509	2.889,80
BANGLADESH	0	9.384	-	0	55.349	-
SRI LANKA	0	22.190	-	0	112.126	-
SAUDI ARABIA	836.089	764.339	-8,58	5.345.943	5.919.736	10,73
KUWAIT	28.617	68.657	139,92	251.512	444.922	76,90
LEBANON	20.670	101.843	392,71	179.367	963.240	437,02
YEMEN	0	40.598	-	0	198.800	-
OMAN	7.949	111.917	1.307,94	69.797	904.479	1.195,87
SYRIA ARAB REPUBLIC	14.309	8.474	-40,78	124.312	48.422	-61,05
UNITED ARAB EMIRATES	127.052	597.615	370,37	970.635	5.908.149	508,69
QATAR	11.127	80.256	621,27	98.768	700.782	609,52
BAHRAIN	15.898	44.965	182,83	140.673	367.365	161,15
EGYPT	0	160.672	-	0	909.949	-
ANGOLA	0	5.800	-	0	28.908	-
SOUTH AFRICA	0	1.086.424	-	0	5.202.009	-
MAURITIUS	0	5.516	-	0	51.000	-
AUSTRALIA	55.680	27.840	-50,00	295.932	164.382	-44,45
NEW ZEALAND	6.960	0	-100,00	39.900	0	-100,00
SAINT VINCENT AND THE GRENADINES	2.319	0	-100,00	10.641	0	-100,00
FIJI	0	8.119	-	0	41.676	-
MARSHALL ISLANDS	3.544	0	-100,00	20.463	0	-100,00
SOLOMON ISLANDS	6.257	0	-100,00	9.699	0	-100,00
MEXICO	0	88.138	-	0	465.868	-
HONDURAS	0	6.960	-	0	31.780	-
PANAMA	12.164	0	-100,00	67.071	0	-100,00
CHILE	32.458	110.098	239,20	159.743	515.950	222,99
VENEZUELA	0	3.329	-	0	92.070	-
TRINIDAD AND TOBAGO	11.430	0	-100,00	75.668	0	-100,00
JAMAICA	12.498	0	-100,00	77.996	0	-100,00
PUERTO RICO	42.907	0	-100,00	254.364	0	-100,00
BARBADOS	13.393	0	-100,00	75.288	0	-100,00
ARUBA	3.480	0	-100,00	16.673	0	-100,00
DOMINICA	0	2.320	-	0	10.593	-
SAINT LUCIA	4.749	0	-100,00	24.606	0	-100,00
UNITED KINGDOM	1.500	1.840	22,67	5.885	41.000	596,69
IRELAND	0	259.040	-	0	1.220.000	-
CZECHOSLOVAKIA	0	11.701	-	0	8.000	-
-SUKU CADANG MESIN	7.223.007	8.959.777	24,04	51.511.487	80.878.476	57,01
JAPAN	2.224.557	2.603.699	17,04	6.280.756	4.715.003	-24,93
HONG KONG	23.463	7.345	-68,70	20.463	354.652	1.633,14
KOREA, REPUBLIC OF	334.864	462.328	38,06	371.304	457.967	23,34
TAIWAN	9	24.847	275.977,78	36	70.754	196.438,89
CHINA	202.975	386.638	90,49	2.698.524	791.909	-70,65
PAPUA NEW GUINEA	3.514	205	-94,17	11.601	26	-99,78
THAILAND	1.160.217	1.843.385	58,88	1.868.721	2.782.945	48,92
SINGAPORE	1.214.865	1.781.098	46,61	22.305.863	57.442.103	157,52
PHILIPPINES	22.429	21.889	-2,41	92.239	67.641	-26,67
MALAYSIA	167.821	210.771	25,59	9.763.103	5.085.408	-47,91
BRUNEI DARUSSALAM	10.084	407	-95,96	170.441	2.932	-98,28

TABEL 5. PERKEMBANGAN EKSPOR INDONESIA MENURUT KOMODITI DAN NEGARA TUJUAN

JENIS BARANG	BERAT BERSIH (KG)		PERUB	NILAI FOB (US \$)		PERUB
	JAN-JAN 2006	JAN-JAN 2007	%	JAN-JAN 2006	JAN-JAN 2007	%
(1)	(2)	(3)	(4)	(5)	(6)	(7)
VIET NAM	31.558	26.458	-16,16	146.042	135.774	-7,03
MALDIVES	55	0	-100,00	700	0	-100,00
INDIA	9.752	59.858	513,80	28.042	163.810	484,16
PAKISTAN	2.100	0	-100,00	15.900	0	-100,00
IRAN (ISLAMIC REPUBLIC OF)	80.000	8.349	-89,56	197.880	109.589	-44,62
SAUDI ARABIA	800	13.651	1.606,38	7.000	35.564	408,06
JORDAN	3.800	0	-100,00	24.400	0	-100,00
YEMEN	290	0	-100,00	2.200	0	-100,00
TURKEY	26.099	0	-100,00	81.141	0	-100,00
UNITED ARAB EMIRATES	612.103	17.125	-97,20	1.910.353	66.372	-96,53
LIBYAN ARAB JAMAHIRIYA	286	0	-100,00	737	0	-100,00
TUNISIA	0	410	-	0	3.779	-
SUDAN	0	1.300	-	0	195.663	-
TANZANIA, UNITED REPUBLIC OF	315	0	-100,00	3.900	0	-100,00
MOZAMBIQUE	340	0	-100,00	5.000	0	-100,00
BOTSWANA	105	0	-100,00	1.200	0	-100,00
GUINEA	7.100	0	-100,00	1.750	0	-100,00
NIGERIA	0	257	-	0	156	-
UGANDA	157	0	-100,00	1.900	0	-100,00
NIGER	1.085	0	-100,00	9.600	0	-100,00
SOUTH AFRICA	5.049	4.768	-5,57	16.680	12.334	-26,06
AUSTRALIA	79.718	151.963	90,63	467.149	1.149.283	146,02
NEW ZEALAND	340	0	-100,00	13.718	0	-100,00
NEW CALEDONIA	416	0	-100,00	2.500	0	-100,00
FIJI	62	0	-100,00	300	0	-100,00
UNITED STATES	305.221	308.511	1,08	1.611.878	3.331.091	106,66
CANADA	41.878	4.307	-89,72	77.497	9.363	-87,92
MEXICO	13.821	255	-98,15	1.041.910	91.202	-91,25
ARGENTINA	0	75	-	0	4.883	-
BRAZIL	20.467	65.684	220,93	48.697	188.330	286,74
URUGUAY	900	0	-100,00	3.960	0	-100,00
PERU	0	154	-	0	13.627	-
PUERTO RICO	0	133	-	0	14.960	-
NETHERLANDS ANTILLES	228	0	-100,00	26.093	0	-100,00
UNITED KINGDOM	451.062	809.737	79,52	1.305.836	1.696.379	29,91
NETHERLANDS	13.691	59.773	336,59	139.917	1.164.970	732,62
FRANCE	40.398	4.713	-88,33	105.912	332.308	213,76
GERMANY, FED. REP. OF	32.367	45.469	40,48	123.213	151.062	22,60
BELGIUM	348	29.893	8.489,94	10.221	74.058	624,57
IRELAND	24.764	3.997	-83,86	116.238	68.585	-41,00
ITALY	15.500	0	-100,00	34.935	0	-100,00
SPAIN	352	0	-100,00	3.909	0	-100,00
HUNGARY	720	273	-62,08	1.350	92.426	6.746,37
ROMANIA	2.700	0	-100,00	450	0	-100,00
MALTA	435	0	-100,00	2.618	0	-100,00
SLOVAKIA	31.827	52	-99,84	335.710	1.568	-99,53
-SUKU CADANG KENDARAAN	14.126.321	12.960.549	-8,25	83.626.545	90.612.065	8,35
JAPAN	3.404.134	3.611.140	6,08	18.120.955	22.648.389	24,98
HONG KONG	13.424	4.902	-63,48	71.938	43.825	-39,08
KOREA, REPUBLIC OF	11.343	8.439	-25,60	45.706	73.899	61,68
TAIWAN	209.208	259.228	23,91	1.322.259	2.576.693	94,87
CHINA	417.528	136.634	-67,28	2.247.959	2.602.895	15,79
PAPUA NEW GUINEA	3	32	966,67	16	532	3.225,00
THAILAND	1.574.737	1.810.473	14,97	10.326.158	15.191.057	47,11
SINGAPORE	1.255.633	2.040.233	62,49	7.639.109	11.644.329	52,43
PHILIPPINES	434.404	450.371	3,68	2.646.179	2.961.650	11,92
MALAYSIA	2.681.425	390.743	-85,43	13.729.002	2.760.603	-79,89
MYANMAR (FORM. BURMA)	14.605	0	-100,00	80.383	0	-100,00
BRUNEI DARUSSALAM	32.778	30	-99,91	166.189	401	-99,76
VIET NAM	499.808	308.262	-38,32	2.797.011	2.097.845	-25,00
MALDIVES	0	400	-	0	1.250	-
INDIA	87.357	169.835	94,41	500.098	1.217.193	143,39
PAKISTAN	98.701	121.651	23,25	469.491	949.500	102,24
BANGLADESH	31.955	15.137	-52,63	32.873	21.199	-35,51
SRI LANKA	19.746	25.895	31,14	73.934	100.701	36,20
IRAN (ISLAMIC REPUBLIC OF)	0	35.672	-	0	55.720	-
SAUDI ARABIA	957	0	-100,00	8.114	0	-100,00
KUWAIT	1.617	0	-100,00	20.468	0	-100,00
JORDAN	11.262	5.728	-49,14	41.646	25.695	-38,30
LEBANON	0	1.478	-	0	21.929	-
YEMEN	0	757	-	0	9.622	-
OMAN	48.111	210	-99,56	44.110	1.388	-96,85
TURKEY	17.334	60.365	248,25	51.928	258.258	397,34
UNITED ARAB EMIRATES	47.511	52.655	10,83	95.552	93.092	-2,57
BAHRAIN	336	0	-100,00	5.293	0	-100,00
CYPRUS	0	19	-	0	81	-
EGYPT	19.156	96.417	403,33	79.427	419.881	428,64

TABEL 5. PERKEMBANGAN EKSPOR INDONESIA MENURUT KOMODITI DAN NEGARA TUJUAN

JENIS BARANG	BERAT BERSIH (KG)		PERUB	NILAI FOB (US \$)		PERUB
	JAN-JAN 2006	JAN-JAN 2007	%	JAN-JAN 2006	JAN-JAN 2007	%
(1)	(2)	(3)	(4)	(5)	(6)	(7)
TUNISIA	12.999	0	-100,00	20.480	0	-100,00
MOZAMBIQUE	3.698	0	-100,00	44.734	0	-100,00
GUINEA	44	0	-100,00	15	0	-100,00
NIGERIA	0	158	-	0	128	-
COTE D'IVOIRE	85	0	-100,00	2.490	0	-100,00
MAURITANIA	0	5.904	-	0	12.630	-
SOUTH AFRICA	58.600	134.326	129,23	545.281	1.325.211	143,03
AUSTRALIA	62.359	86.867	39,30	603.179	982.550	62,90
NEW ZEALAND	620	34.969	5.540,16	3.000	198.411	6.513,70
SAINT VINCENT AND THE GRENADINES	6	0	-100,00	106	0	-100,00
FIJI	381	35	-90,81	3.503	126	-96,40
EAST TIMOR	3.886	0	-100,00	3.766	0	-100,00
UNITED STATES	1.154.564	1.178.646	2,09	10.890.107	10.331.191	-5,13
CANADA	5.347	100.437	1.778,38	48.846	308.664	531,91
MEXICO	30.842	15.621	-49,35	58.301	28.178	-51,67
GUATEMALA	957	383	-59,98	10.291	4.223	-58,96
NICARAGUA	541	0	-100,00	5.676	0	-100,00
CHILE	941	0	-100,00	15.187	0	-100,00
VENEZUELA	0	1.440	-	0	27.584	-
ARGENTINA	133.956	166.787	24,51	590.871	741.447	25,48
BRAZIL	72.336	35.430	-51,02	632.633	428.341	-32,29
COLOMBIA	22.013	0	-100,00	233.405	0	-100,00
PERU	726	22.877	3.051,10	7.955	37.346	369,47
TRINIDAD AND TOBAGO	1.186	0	-100,00	12.469	0	-100,00
JAMAICA	0	78	-	0	300	-
PUERTO RICO	4.000	8.271	106,78	40.122	82.799	106,37
DOMINICAN REPUBLIC	0	9.683	-	0	53.070	-
EL SALVADOR	949	0	-100,00	7.404	0	-100,00
COSTA RICA	309	640	107,12	3.121	4.244	35,98
HAITI	0	50	-	0	1.236	-
BARBADOS	316	110	-65,19	2.490	2.527	1,49
ANTIGUA AND BARBUDA	208	0	-100,00	2.198	0	-100,00
ARUBA	541	0	-100,00	5.818	0	-100,00
BERMUDA	167	0	-100,00	1.108	0	-100,00
CAYMAN ISLANDS	0	48	-	0	826	-
DOMINICA	82	0	-100,00	1.991	0	-100,00
FRENCH POLYNESIA	50	0	-100,00	1.203	0	-100,00
NETHERLANDS ANTILLES	93	0	-100,00	582	0	-100,00
UNITED KINGDOM	527.906	306.126	-42,01	4.824.083	3.964.791	-17,81
NETHERLANDS	145.355	198.135	36,31	624.253	786.198	25,94
FRANCE	100	532	432,00	1.477	4.754	221,87
GERMANY, FED. REP. OF	472.775	356.384	-24,62	1.576.554	1.677.398	6,40
AUSTRIA	0	95	-	0	901	-
BELGIUM	1.530	26.615	1.639,54	16.486	241.369	1.364,08
SWITZERLAND	24	1.200	4.900,00	490	11.220	2.189,80
DENMARK	34.985	54.947	57,06	161.415	271.317	68,09
NORWAY	32.691	61.957	89,52	143.763	294.765	105,04
SWEDEN	74.554	140.318	88,21	347.081	658.321	89,67
FINLAND	78.253	96.226	22,97	342.156	742.945	117,14
ITALY	139.240	114.630	-17,67	497.845	545.351	9,54
SPAIN	32.015	14.177	-55,72	256.917	160.352	-37,59
PORTUGAL	0	17.639	-	0	55.550	-
GREECE	12.612	11.908	-5,58	98.242	88.287	-10,13
HUNGARY	54.618	71.617	31,12	249.975	332.335	32,95
POLAND	13.788	21.751	57,75	71.678	68.050	-5,06
LITHUANIA	0	10.010	-	0	50.000	-
SLOVAKIA	0	17.461	-	0	47.482	-
RUSSIA FEDERATION	0	29.355	-	0	262.020	-
-UBI KAYU OLAHAN	4.530.153	35.221.935	677,50	501.272	3.990.100	695,99
JAPAN	29.897	24.000	-19,72	20.849	33.625	61,28
HONG KONG	0	5.055	-	0	1.346	-
KOREA, REPUBLIC OF	0	6.050.000	-	0	719.950	-
TAIWAN	3.279	6.859	109,18	1.025	1.739	69,66
CHINA	4.273.005	29.121.536	581,52	443.885	3.218.361	625,04
MALAYSIA	223.972	9.192	-95,90	35.513	4.063	-88,56
UNITED KINGDOM	0	2.793	-	0	5.026	-
NETHERLANDS	0	2.500	-	0	5.990	-
-INDUSTRI LAINNYA	96.819.880	555.958.242	474,22	238.005.851	324.715.037	36,43
JAPAN	9.313.297	11.652.499	25,12	28.165.803	45.732.975	62,37
HONG KONG	1.295.365	1.315.174	1,53	3.455.631	3.214.846	-6,97
KOREA, REPUBLIC OF	3.636.120	8.017.525	120,50	5.764.744	10.205.877	77,04
TAIWAN	5.028.603	6.845.668	36,13	3.904.949	4.176.077	6,94
CHINA	11.523.095	420.878.101	3.552,47	8.968.423	20.688.506	130,68
MONGOLIA	0	20.392	-	0	36.053	-
MACAU	0	20.311	-	0	24.176	-
PAPUA NEW GUINEA	63.554	297.420	367,98	44.751	280.068	525,84

TABEL 5. PERKEMBANGAN EKSPOR INDONESIA MENURUT KOMODITI DAN NEGARA TUJUAN

JENIS BARANG	BERAT BERSIH (KG)		PERUB	NILAI FOB (US \$)		PERUB
	JAN-JAN 2006	JAN-JAN 2007	%	JAN-JAN 2006	JAN-JAN 2007	%
(1)	(2)	(3)	(4)	(5)	(6)	(7)
THAILAND	6.133.800	4.157.782	-32,22	21.553.020	19.109.403	-11,34
SINGAPORE	12.336.341	46.534.352	277,21	52.966.494	66.274.949	25,13
PHILIPPINES	1.959.117	2.292.051	16,99	4.677.624	6.240.619	33,41
MALAYSIA	7.735.530	10.351.007	33,81	19.179.303	21.979.564	14,60
MYANMAR (FORM. BURMA)	476.876	339.469	-28,81	199.946	223.234	11,65
CAMBODIA	19.862	71.053	257,73	26.337	122.276	364,27
BRUNEI DARUSSALAM	63.692	43.842	-31,17	106.904	103.599	-3,09
LAO PEOPLE'S DEMOCRATIC REPUBLI	41.005	198.851	384,94	877.329	799.988	-8,82
NEPAL	2.875	18.013	526,54	25.250	25.765	2,04
VIET NAM	2.804.779	2.535.293	-9,61	4.814.538	5.698.387	18,36
MALDIVES	237.755	147.816	-37,83	62.476	103.640	65,89
INDIA	4.130.321	4.555.161	10,29	8.025.326	9.004.857	12,21
PAKISTAN	618.377	1.322.458	113,86	395.993	870.670	119,87
BANGLADESH	356.901	494.177	38,46	601.164	815.397	35,64
SRI LANKA	1.372.128	560.509	-59,15	1.635.949	1.302.340	-20,39
AFGHANISTAN	1.692	10.196	502,60	1.295	73.603	5.583,63
IRAN (ISLAMIC REPUBLIC OF)	364.055	588.449	61,64	310.880	359.766	15,73
SAUDI ARABIA	2.843.165	1.702.268	-40,13	1.936.118	1.816.937	-6,16
KUWAIT	212.169	49.574	-76,63	108.293	96.748	-10,66
JORDAN	20.215	14.660	-27,48	57.580	97.672	69,63
LEBANON	47.151	20.848	-55,78	69.387	151.532	118,39
YEMEN	26.397	17.658	-33,11	76.396	26.478	-65,34
OMAN	99.682	90.959	-8,75	205.427	667.964	225,16
SYRIA ARAB REPUBLIC	384	4.133	976,30	227	29.644	12.959,03
TURKEY	291.867	423.861	45,22	518.448	730.630	40,93
UNITED ARAB EMIRATES	1.122.875	1.794.119	59,78	2.798.950	3.842.237	37,27
QATAR	280.224	251.513	-10,25	104.467	340.632	226,07
BAHRAIN	47.656	1.225.475	2.471,50	12.659	254.506	1.910,47
CYPRUS	13.558	3.072	-77,34	12.961	12.553	-3,15
EGYPT	120.699	203.445	68,56	113.368	252.545	122,77
LIBYAN ARAB JAMAHIRIYA	421.624	2.683	-99,36	616.518	12.598	-97,96
MOROCCO	0	3.178	-	0	23.035	-
TUNISIA	0	1.225	-	0	53.321	-
ALGERIA	491.626	763.115	55,22	914.339	1.908.137	108,69
SUDAN	60.324	4.564	-92,43	93.545	1.461	-98,44
ERITREA	0	157	-	0	2.160	-
NAMIBIA	0	75.690	-	0	20.314	-
TANZANIA, UNITED REPUBLIC OF	100.000	44.995	-55,01	16.325	205.030	1.155,93
MADAGASCAR	65	1.094	1.583,08	114	1.190	943,86
SOMALIA	0	320	-	0	1.577	-
KENYA	171.727	359.046	109,08	149.459	300.641	101,15
REUNION	123.315	16.356	-86,74	154.516	53.645	-65,28
MOZAMBIQUE	0	13.500	-	0	17.550	-
EQUATORIAL GUINEA	9.020	0	-100,00	12.088	0	-100,00
TOGO	0	8.772	-	0	35.234	-
GHANA	56.007	268.209	378,88	124.653	577.816	363,54
GUINEA	194.676	150.700	-22,59	176.903	266.022	50,38
ANGOLA	194.400	0	-100,00	190.080	0	-100,00
CONGO	50.290	0	-100,00	52.178	0	-100,00
NIGERIA	271.539	596.227	119,57	564.209	1.278.135	126,54
SIERRA LEONE	3.581	0	-100,00	6.969	0	-100,00
GABON	18.300	67.625	269,54	15.869	262.248	1.552,58
COTE D'IVOIRE	118.962	10.514	-91,16	529.516	67.130	-87,32
SENEGAL	28	0	-100,00	41	0	-100,00
BENIN	102.756	66.355	-35,42	181.659	97.668	-46,24
GAMBIA	461	4.155	801,30	386	16.689	4.223,58
U.S. VIRGIN ISLANDS	390	143	-63,33	4.790	429	-91,04
SEYCHELLES	131.164	8.521	-93,50	40.077	14.091	-64,84
UGANDA	129	0	-100,00	2.638	0	-100,00
NIGER	865	0	-100,00	1.370	0	-100,00
DJIBOUTI	0	35.277	-	0	7.159	-
SWAZILAND	8.058	8.821	9,47	36.131	55.143	52,62
SOUTH AFRICA	866.445	679.733	-21,55	1.591.868	762.787	-52,08
ZIMBABWE	0	760	-	0	6.750	-
MALAWI	0	38.365	-	0	38.934	-
MAURITIUS	29.523	2.983	-89,90	31.218	8.541	-72,64
AUSTRALIA	3.510.025	3.979.806	13,38	5.519.968	8.194.403	48,45
NEW ZEALAND	552.467	512.369	-7,26	623.804	912.262	46,24
MICRONESIA, FEDERATED STATES OF	53	0	-100,00	210	0	-100,00
GUAM	2.160	855	-60,42	6.207	2.098	-66,20
NEW CALEDONIA	987.809	24.077	-97,56	248.161	21.550	-91,32
NORTHERN MARIANA ISLANDS	9.265	73	-99,21	25.328	554	-97,81
VANUATU	429	982	128,90	843	1.341	59,07
WALLIS AND FUTUNA ISLANDS	24	0	-100,00	32	0	-100,00
AMERICAN SAMOA	700	3.011	330,14	500	56.196	11.139,20
COOK ISLANDS	605	584	-3,47	1.104	6.922	526,99
FIJI	51.359	73.530	43,17	15.606	133.370	754,61
SAMOA	213	359	68,54	2.117	382	-81,96

TABEL 5. PERKEMBANGAN EKSPOR INDONESIA MENURUT KOMODITI DAN NEGARA TUJUAN

JENIS BARANG	BERAT BERSIH (KG)		PERUB	NILAI FOB (US \$)		PERUB
	JAN-JAN 2006	JAN-JAN 2007	%	JAN-JAN 2006	JAN-JAN 2007	%
(1)	(2)	(3)	(4)	(5)	(6)	(7)
SOLOMON ISLANDS	8.941	58.683	556,34	109.211	201.180	84,21
TONGA	33.301	0	-100,00	36.706	0	-100,00
CHRISTMAS ISLANDS	245	0	-100,00	942	0	-100,00
EAST TIMOR	181.106	45	-99,98	191.164	46	-99,98
UNITED STATES	5.155.282	5.767.636	11,88	22.883.916	28.723.954	25,52
CANADA	2.013.876	727.225	-63,89	2.341.337	2.824.035	20,62
MEXICO	177.803	316.616	78,07	698.712	1.731.971	147,88
GUATEMALA	4.159	0	-100,00	55.006	0	-100,00
PANAMA	178.866	2.812	-98,43	412.921	57.717	-86,02
CUBA	0	100	-	0	314	-
SURINAME	0	16.344	-	0	85.574	-
CHILE	4.139	63.483	1.433,78	20.376	507.889	2.392,58
VENEZUELA	538	841.123	156.242,57	14.784	162.802	1.001,20
ARGENTINA	27.060	181.030	568,99	227.363	1.701.515	648,37
BRAZIL	104.787	111.858	6,75	485.429	900.025	85,41
COLOMBIA	405	33.680	8.216,05	15.246	303.099	1.888,06
BOLIVIA	0	9.544	-	0	30.419	-
URUGUAY	229	350	52,84	1.640	2.643	61,16
ECUADOR	12.781	53.032	314,93	47.900	195.558	308,26
PERU	22.864	70.904	210,11	96.836	498.901	415,20
GUYANA	0	39.000	-	0	56.000	-
TRINIDAD AND TOBAGO	6.204	0	-100,00	29.756	0	-100,00
JAMAICA	3.054	1.539	-49,61	556	2.997	439,03
PUERTO RICO	4.240	19.321	355,68	18.685	9.049	-51,57
BELIZE	14.500	0	-100,00	14.343	0	-100,00
DOMINICAN REPUBLIC	1.711	23.613	1.280,07	2.211	101.409	4.486,57
EL SALVADOR	5.431	20.268	273,19	27.864	104.535	275,16
COSTA RICA	97.793	78.635	-19,59	41.227	250.703	508,10
HAITI	20.000	10.000	-50,00	36.000	18.000	-50,00
BARBADOS	7.158	8.918	24,59	9.280	548	-94,09
CAYMAN ISLANDS	0	385	-	0	104	-
FRENCH GUIANA	0	2	-	0	67	-
FRENCH POLYNESIA	36.377	15.887	-56,33	9.284	34.068	266,95
GRENADA	0	10.894	-	0	5.558	-
MARTINIQUE	608	327	-46,22	3.734	899	-75,92
NETHERLANDS ANTILLES	963	2.751	185,67	12.543	39.910	218,19
TURKS AND CAICOS ISLANDS	1.605	0	-100,00	461	0	-100,00
GUADELOUPE	3.096	25.622	727,58	9.171	17.245	88,04
SAINT KITTS AND NEVIS	0	22	-	0	303	-
UNITED KINGDOM	536.936	740.086	37,84	2.306.835	4.226.069	83,20
NETHERLANDS	571.294	2.360.986	313,27	2.359.764	11.264.341	377,35
FRANCE	664.037	1.373.244	106,80	3.579.717	2.417.654	-32,46
GERMANY, FED. REP. OF	748.127	1.457.295	94,79	5.161.028	6.768.621	31,15
AUSTRIA	111.316	231.073	107,58	548.103	1.177.335	114,80
BELGIUM	642.107	996.021	55,12	2.487.560	4.373.789	75,83
SWITZERLAND	23.207	105.885	356,26	128.784	289.011	124,42
LUXEMBOURG	0	8	-	0	3.779	-
DENMARK	308.453	167.819	-45,59	1.523.620	970.828	-36,28
NORWAY	94.391	57.212	-39,39	734.671	478.437	-34,88
SWEDEN	161.228	213.096	32,17	801.751	1.090.976	36,07
FINLAND	92.910	356.399	283,60	736.592	2.876.031	290,45
IRELAND	8.356	1.658	-80,16	35.133	11.405	-67,54
ITALY	820.440	1.001.676	22,09	3.556.026	4.811.390	35,30
SPAIN	233.788	396.943	69,79	994.920	978.083	-1,69
PORTUGAL	3.914	20.874	433,32	18.996	100.319	428,11
ICELAND	0	34.779	-	0	43.406	-
GREECE	113.699	173.795	52,86	282.314	393.868	39,51
CZECHOSLOVAKIA	0	3.534	-	0	28.831	-
HUNGARY	6.985	38.809	455,60	17.044	148.607	771,90
POLAND	63.874	199.783	212,78	510.360	908.180	77,95
ROMANIA	6.504	85.682	1.217,37	33.407	362.484	985,05
BULGARIA	1	162	16.100,00	14	7.250	51.685,71
ARMENIA	0	8.416	-	0	41.615	-
AZERBAIJAN	0	45	-	0	5.143	-
UKRAINE	65.866	44.286	-32,76	29.522	181.497	514,79
LITHUANIA	0	2.163	-	0	19.046	-
LATVIA	0	17.850	-	0	44.100	-
ESTONIA	124.500	249.200	100,16	16.910	31.040	83,56
CROATIA	2.511	115.134	4.485,19	16.259	58.810	261,71
SLOVAKIA	6.832	3.628	-46,90	169.335	157.638	-6,91
SLOVENIA	28.617	1.719	-93,99	23.169	36.087	55,76
CZECH REPUBLIC	1.595	10.608	565,08	25.286	95.786	278,81
RUSSIA FEDERATION	67.704	78.842	16,45	324.378	533.318	64,41
BIJI TEMBAGA	200.251.115	263.342.797	31,51	387.859.091	602.930.695	55,45
JAPAN	57.911.487	84.342.844	45,64	100.319.053	182.554.443	81,97
KOREA, REPUBLIC OF	0	40.853.783	-	0	82.952.598	-
CHINA	24.989.836	13.523.201	-45,89	40.109.823	36.810.016	-8,23

TABEL 5. PERKEMBANGAN EKSPOR INDONESIA MENURUT KOMODITI DAN NEGARA TUJUAN

JENIS BARANG	BERAT BERSIH (KG)		PERUB %	NILAI FOB (US \$)		PERUB %
	JAN-JAN 2006	JAN-JAN 2007		JAN-JAN 2006	JAN-JAN 2007	
	(1)	(2)	(3)	(4)	(5)	(6)
PHILIPPINES	41.615.358	41.829.431	0,51	78.546.030	95.618.830	21,74
SPAIN	75.734.434	82.793.538	9,32	168.884.185	204.994.808	21,38
BIJI NIKEL	271.707.000	645.506.000	137,57	11.071.553	38.017.989	243,38
JAPAN	133.800.000	219.500.000	64,05	5.202.056	19.050.834	266,22
CHINA	0	338.606.000	-	0	12.628.782	-
AUSTRALIA	0	36.400.000	-	0	4.186.000	-
GREECE	47.591.000	0	-100,00	2.131.545	0	-100,00
UKRAINE	90.316.000	51.000.000	-43,53	3.737.952	2.152.373	-42,42
BAUKSIT	294.996.323	563.917.000	91,16	2.682.276	4.511.811	68,21
JAPAN	78.619.000	0	-100,00	735.038	0	-100,00
CHINA	216.377.323	560.417.000	159,00	1.947.238	4.483.811	130,27
THAILAND	0	3.500.000	-	0	28.000	-
BIJI TIMAH/TIN	3.500	137.625	3.832,14	53.640	27.384	-48,95
CHINA	0	100.000	-	0	27.000	-
MALAYSIA	0	37.600	-	0	376	-
GERMANY, FED. REP. OF	0	25	-	0	8	-
SWEDEN	3.500	0	-100,00	53.640	0	-100,00
BATU BARA	16.075.374.122	16.000.982.496	-0,46	556.670.263	526.713.563	-5,38
JAPAN	3.519.637.693	3.170.674.798	-9,91	144.148.908	114.766.279	-20,38
HONG KONG	929.219.001	782.661.000	-15,77	28.948.802	24.146.482	-16,59
KOREA, REPUBLIC OF	2.480.434.821	2.191.394.163	-11,65	78.715.998	70.256.865	-10,75
TAIWAN	2.296.620.000	1.846.954.409	-19,58	78.777.493	61.216.827	-22,29
CHINA	271.393.741	1.328.003.530	389,33	7.499.168	43.459.517	479,52
THAILAND	384.608.807	813.512.253	111,52	12.738.187	25.509.563	100,26
SINGAPORE	53.501.024	18.500.057	-65,42	1.787.512	467.969	-73,82
PHILIPPINES	308.845.777	476.127.317	54,16	13.217.772	15.213.762	15,10
MALAYSIA	729.887.324	652.224.510	-10,64	21.470.149	19.031.284	-11,36
VIET NAM	49.100.000	31.897.000	-35,04	1.684.130	829.322	-50,76
INDIA	1.898.899.196	2.104.794.000	10,84	54.291.574	62.413.277	14,96
PAKISTAN	86.139.050	157.379.138	82,70	2.788.423	5.953.318	113,50
MOROCCO	62.242.000	0	-100,00	2.396.317	0	-100,00
SIERRA LEONE	0	66.181.000	-	0	1.720.706	-
SOUTH AFRICA	0	500.000	-	0	225.000	-
AUSTRALIA	0	3.000	-	0	375	-
NEW ZEALAND	60.967.800	57.729.000	-5,31	1.759.674	1.613.919	-8,28
UNITED STATES	175.598.000	355.306.000	102,34	5.190.476	10.342.946	99,27
CHILE	215.099.677	122.924.157	-42,85	7.402.430	4.756.089	-35,75
UNITED KINGDOM	199.870.000	131.696.000	-34,11	4.815.288	3.326.676	-30,91
NETHERLANDS	677.755.000	139.520.000	-79,41	27.964.202	4.785.536	-82,89
FRANCE	69.458.000	0	-100,00	3.854.919	0	-100,00
BELGIUM	0	69.809.000	-	0	2.373.506	-
SWITZERLAND	201.165.763	481.524.497	139,37	6.683.722	16.315.897	144,11
IRELAND	168.971.000	160.952.000	-4,75	9.649.933	5.578.596	-42,19
ITALY	743.815.000	445.688.000	-40,08	27.580.644	18.865.580	-31,60
SPAIN	278.202.448	264.124.667	-5,06	7.594.874	7.795.877	2,65
CROATIA	68.239.000	130.903.000	91,83	2.722.736	5.748.395	111,13
SLOVENIA	145.704.000	0	-100,00	2.986.932	0	-100,00
GRANIT	364.705.767	675.477.384	85,21	1.309.580	2.776.363	112,00
SINGAPORE	364.705.767	675.462.498	85,21	1.309.580	2.768.338	111,39
UNITED STATES	0	14.886	-	0	8.025	-
PASIR ALAM	178.373.436	271.236.420	52,06	1.394.630	3.623.180	159,80
HONG KONG	0	282.000	-	0	112.800	-
KOREA, REPUBLIC OF	0	20.000	-	0	16.000	-
CHINA	4.231.807	6.774.270	60,08	1.061.736	2.974.928	180,19
THAILAND	20.812	3.000.000	14.314,76	4.456	30.000	573,25
SINGAPORE	174.100.709	261.160.000	50,01	326.370	489.432	49,96
PHILIPPINES	20.000	0	-100,00	2.000	0	-100,00
AUSTRALIA	48	150	212,50	48	20	-58,33
UNITED STATES	60	0	-100,00	20	0	-100,00
HASIL TAMBANG LAIN	359.296.533	591.527.694	64,63	7.127.606	15.716.678	120,50
JAPAN	1.359.925	1.200.918	-11,69	170.999	134.890	-21,12
HONG KONG	15.203.745	71.250	-99,53	242.586	24.517	-89,89
KOREA, REPUBLIC OF	1.970.550	1.189.228	-39,65	352.174	188.121	-46,58
TAIWAN	8.086.523	1.381.504	-82,92	184.686	194.010	5,05
CHINA	149.047.446	367.877.527	146,82	3.292.063	7.417.182	125,30
THAILAND	3.135.201	1.038.300	-66,88	313.459	103.470	-66,99
SINGAPORE	174.414.379	207.568.874	19,01	415.016	815.254	96,44
PHILIPPINES	929.936	784.790	-15,61	200.381	176.020	-12,16
MALAYSIA	957.962	6.588.432	587,76	80.538	5.064.552	6.188,40
CAMBODIA	382.954	450.791	17,71	31.489	26.855	-14,72
VIET NAM	930.414	1.015.398	9,13	57.918	77.027	32,99

TABEL 5. PERKEMBANGAN EKSPOR INDONESIA MENURUT KOMODITI DAN NEGARA TUJUAN

JENIS BARANG	BERAT BERSIH (KG)		PERUB	NILAI FOB (US \$)		PERUB
	JAN-JAN 2006	JAN-JAN 2007	%	JAN-JAN 2006	JAN-JAN 2007	%
(1)	(2)	(3)	(4)	(5)	(6)	(7)
INDIA	60.045	1.023.005	1.603,73	9.800	124.166	1.167,00
BANGLADESH	2.022.290	992.500	-50,92	181.769	185.170	1,87
SRI LANKA	0	26.220	-	0	285	-
IRAN (ISLAMIC REPUBLIC OF)	60.000	42	-99,93	7.350	1.080	-85,31
CYPRUS	0	82	-	0	257	-
TANZANIA, UNITED REPUBLIC OF	60.000	0	-100,00	11.022	0	-100,00
KENYA	118.000	14.976	-87,31	23.442	3.552	-84,85
NIGERIA	60.000	120.000	100,00	13.560	33.924	150,18
SOUTH AFRICA	82.966	0	-100,00	6.202	0	-100,00
AUSTRALIA	145.650	21.866	-84,99	46.581	19.357	-58,44
NEW ZEALAND	21.249	0	-100,00	3.187	0	-100,00
GUAM	0	2.160	-	0	295	-
UNITED STATES	183.208	36.783	-79,92	189.771	23.380	-87,68
CANADA	253	0	-100,00	542	0	-100,00
BRAZIL	18.750	0	-100,00	4.060	0	-100,00
FRENCH GUIANA	0	48	-	0	33	-
MARTINIQUE	34	0	-100,00	159	0	-100,00
GUADELOUPE	0	267	-	0	236	-
UNITED KINGDOM	12	41.907	349.125,00	10	19.908	198.980,00
NETHERLANDS	43.818	8.678	-80,20	132.416	14.502	-89,05
FRANCE	332	131	-60,54	363	130	-64,19
GERMANY, FED. REP. OF	0	24.489	-	0	19.940	-
BELGIUM	874	3	-99,66	1.155.917	1.010.260	-12,60
ITALY	0	159	-	0	5.489	-
SPAIN	0	45.885	-	0	31.170	-
PORTUGAL	0	1.418	-	0	1.457	-
GREECE	17	63	270,59	146	189	29,45
BARANG-BARANG SENI	176.722	279.924	58,40	416.496	555.128	33,29
JAPAN	15.678	12.985	-17,18	21.086	34.110	61,77
HONG KONG	1.189	1.870	57,28	9.521	6.174	-35,15
KOREA, REPUBLIC OF	235	1.119	376,17	345	2.389	592,46
TAIWAN	1.946	448	-76,98	9.074	817	-91,00
CHINA	0	20	-	0	75	-
PAPUA NEW GUINEA	0	69	-	0	39	-
THAILAND	89	182	104,49	50	2.035	3.970,00
SINGAPORE	2.659	4.051	52,35	14.335	36.168	152,31
PHILIPPINES	0	369	-	0	1.527	-
MALAYSIA	11.892	5.524	-53,55	13.016	7.941	-38,99
BRUNEI DARUSSALAM	0	1.962	-	0	545	-
MALDIVES	0	982	-	0	15.190	-
INDIA	2.720	84	-96,91	2.522	161	-93,62
SRI LANKA	170	0	-100,00	810	0	-100,00
IRAN (ISLAMIC REPUBLIC OF)	0	2.925	-	0	1.703	-
KUWAIT	20.000	0	-100,00	1.100	0	-100,00
LEBANON	0	45	-	0	11	-
YEMEN	279	0	-100,00	418	0	-100,00
TURKEY	0	14.988	-	0	19.849	-
UNITED ARAB EMIRATES	3.096	4.452	43,80	2.656	4.585	72,63
EGYPT	0	412	-	0	420	-
MOROCCO	0	366	-	0	5.418	-
MADAGASCAR	0	1	-	0	1	-
REUNION	0	234	-	0	485	-
SOUTH AFRICA	0	726	-	0	1.386	-
AUSTRALIA	19.607	18.164	-7,36	42.866	70.775	65,11
NEW ZEALAND	761	1.356	78,19	820	2.118	158,29
GUAM	0	30	-	0	440	-
NEW CALEDONIA	0	580	-	0	256	-
NORTHERN MARIANA ISLANDS	0	33	-	0	251	-
VANUATU	330	137	-58,48	621	40	-93,56
COOK ISLANDS	3.574	0	-100,00	7.059	0	-100,00
FIJI	1.212	0	-100,00	2.176	0	-100,00
UNITED STATES	24.482	16.121	-34,15	110.534	72.768	-34,17
CANADA	835	295	-64,67	2.198	2.460	11,92
BRAZIL	0	204	-	0	32.231	-
PUERTO RICO	6	0	-100,00	29	0	-100,00
DOMINICAN REPUBLIC	0	24	-	0	188	-
EL SALVADOR	235	0	-100,00	482	0	-100,00
COSTA RICA	1.033	130	-87,42	503	49	-90,26
CAYMAN ISLANDS	22	0	-100,00	894	0	-100,00
FRENCH POLYNESIA	1.031	2.795	171,10	1.064	4.325	306,48
MARTINIQUE	117	37	-68,38	540	52	-90,37
NETHERLANDS ANTILLES	3	152	4.966,67	90	417	363,33
GUADELOUPE	161	23	-85,71	440	58	-86,82
UNITED KINGDOM	2.854	1.424	-50,11	40.135	5.335	-86,71
NETHERLANDS	2.542	12.021	372,90	5.910	25.527	331,93
FRANCE	13.673	9.646	-29,45	24.497	26.877	9,72
GERMANY, FED. REP. OF	5.167	97.206	1.781,29	15.433	54.370	252,30

TABEL 5. PERKEMBANGAN EKSPOR INDONESIA MENURUT KOMODITI DAN NEGARA TUJUAN

JENIS BARANG	BERAT BERSIH (KG)		PERUB	NILAI FOB (US \$)		PERUB
	JAN-JAN 2006	JAN-JAN 2007	%	JAN-JAN 2006	JAN-JAN 2007	%
(1)	(2)	(3)	(4)	(5)	(6)	(7)
AUSTRIA	273	35	-87,18	925	226	-75,57
BELGIUM	8.705	10.260	17,86	20.773	24.723	19,02
SWITZERLAND	1	160	15.900,00	20	1.200	5.900,00
DENMARK	0	2.194	-	0	12.275	-
SWEDEN	2.107	0	-100,00	1.110	0	-100,00
FINLAND	0	5	-	0	7	-
IRELAND	1.640	0	-100,00	1.402	0	-100,00
ITALY	5.537	17.192	210,49	13.285	21.253	59,98
SPAIN	20.472	32.332	57,93	45.257	49.594	9,58
PORTUGAL	74	187	152,70	768	422	-45,05
GREECE	148	373	152,03	1.572	2.597	65,20
POLAND	0	201	-	0	905	-
ROMANIA	41	1.807	4.307,32	70	430	514,29
BULGARIA	126	0	-100,00	90	0	-100,00
UKRAINE	0	53	-	0	59	-
CZECH REPUBLIC	0	7	-	0	21	-
RUSSIA FEDERATION	0	926	-	0	1.850	-
BARANG KIRIMAN, POS DAN YANG DIK	0	2.250	-	0	651	-
MALAYSIA	0	2.250	-	0	651	-
LAINNYA	18	0	-100,00	7.011	0	-100,00
JAPAN	17	0	-100,00	7.000	0	-100,00
UNITED STATES	1	0	-100,00	11	0	-100,00
TOTAL EKSPOR	26.286.164.720	27.973.563.163	6,42	7.558.593.732	8.322.423.516	10,11

TABEL 5. PERKEMBANGAN EKSPOR INDONESIA MENURUT KOMODITI DAN NEGARA TUJUAN

JENIS BARANG	BERAT BERSIH (KG)		PERUB	NILAI FOB (US \$)		PERUB
	JAN-JAN 2006	JAN-JAN 2007	%	JAN-JAN 2006	JAN-JAN 2007	%
	(1)	(2)	(3)	(4)	(5)	(6)
CHILE	48.030	11.790	-75,45	179.294	57.824	-67,75
VENEZUELA	0	16.927	-	0	39.833	-
ARGENTINA	38.746	59.400	53,31	25.471	34.949	37,21
BRAZIL	23.947	51.560	115,31	20.854	13.000	-37,66
COLOMBIA	28.198	64.762	129,67	68.776	163.277	137,40
ECUADOR	23.601	35.667	51,12	63.060	88.404	40,19
PERU	15.022	68.076	353,18	25.165	41.517	64,98
TRINIDAD AND TOBAGO	4.625	27.677	498,42	10.610	82.371	676,35
BAHAMAS	100	0	-100,00	672	0	-100,00
JAMAICA	198.536	49.552	-75,04	133.491	39.714	-70,25
PUERTO RICO	207.995	753.978	262,50	282.120	690.698	144,82
BELIZE	3.341	24	-99,28	7.545	234	-96,90
DOMINICAN REPUBLIC	0	201.974	-	0	79.229	-
EL SALVADOR	0	6.827	-	0	17.369	-
BARBADOS	8.727	0	-100,00	23.417	0	-100,00
ARUBA	0	5.683	-	0	13.531	-
FRENCH POLYNESIA	106.435	83.605	-21,45	204.432	138.018	-32,49
NETHERLANDS ANTILLES	4.914	18.412	274,68	10.932	42.768	291,22
UNITED KINGDOM	3.746.743	1.545.139	-58,76	5.111.445	3.641.042	-28,77
NETHERLANDS	16.717.622	19.415.081	16,14	16.780.878	18.351.980	9,36
FRANCE	422.824	714.176	68,91	715.706	647.557	-9,52
GERMANY, FED. REP. OF	763.357	782.172	2,46	3.184.637	2.290.937	-28,06
AUSTRIA	355	43.650	12.195,77	1.682	157.200	9.246,02
BELGIUM	317.615	269.257	-15,23	1.153.137	784.449	-31,97
SWITZERLAND	15.132	6.369	-57,91	13.812	12.888	-6,69
DENMARK	655.768	83.068	-87,33	751.299	72.797	-90,31
NORWAY	79.344	160.137	101,83	120.526	228.251	89,38
SWEDEN	131.898	70.075	-46,87	231.348	97.580	-57,82
FINLAND	662.218	668.605	0,96	563.736	706.821	25,38
IRELAND	2.057	965	-53,09	7.948	3.099	-61,01
ITALY	202.693	332.378	63,98	892.972	2.279.670	155,29
SPAIN	2.827.339	2.833.234	0,21	2.859.346	2.721.509	-4,82
PORTUGAL	216.071	125.896	-41,73	151.489	74.636	-50,73
GREECE	283.543	109.904	-61,24	826.945	268.152	-67,57
CZECHOSLOVAKIA	333.214	269.460	-19,13	370.782	328.863	-11,31
HUNGARY	2.904	2.041	-29,72	2.196	9.898	350,73
POLAND	110.655	68.366	-38,22	153.740	157.882	2,69
ROMANIA	4.459.842	135.235	-96,97	297.129	248.722	-16,29
BULGARIA	83.878	167.362	99,53	185.569	527.102	184,05
YUGOSLAVIA	0	8.963	-	0	22.135	-
KAZAKHSTAN	10.734	0	-100,00	8.162	0	-100,00
UKRAINE	67.057	329.956	392,05	50.361	278.041	452,10
UZBEKISTAN	220	0	-100,00	1.650	0	-100,00
LITHUANIA	33.896	104.127	207,20	112.170	191.934	71,11
LATVIA	298.715	83.023	-72,21	429.030	231.256	-46,10
ESTONIA	62.596	372.860	495,66	93.922	544.329	479,55
GEORGIA	19.800	1.830	-90,76	14.795	6.385	-56,84
CROATIA	0	20.706	-	0	49.246	-
MALTA	251.662	268.368	6,64	328.234	353.018	7,55
SLOVAKIA	12.465	111	-99,11	21.371	623	-97,08
SLOVENIA	3.000	0	-100,00	13.800	0	-100,00
CZECH REPUBLIC	219.252	250.904	14,44	220.345	238.579	8,28
RUSSIA FEDERATION	934.192	873.106	-6,54	893.821	823.613	-7,85
SEMEN	4.285.453.002	7.319.801.315	70,81	115.871.821	219.818.122	89,71
JAPAN	8.352.205	24.976.551	199,04	363.906	1.039.802	185,73
HONG KONG	0	103.573	-	0	22.345	-
KOREA, REPUBLIC OF	1.100.000	200.060	-81,81	113.630	21.216	-81,33
TAIWAN	22.542.688	23.597.434	4,68	1.549.703	1.744.433	12,57
CHINA	175	1.209	590,86	71	599	743,66
MACAU	0	5.500.000	-	0	242.000	-
THAILAND	0	1.031	-	0	120	-
SINGAPORE	584.365.422	287.330.372	-50,83	13.686.289	8.413.754	-38,52
PHILIPPINES	0	862.700	-	0	93.154	-
MALAYSIA	134.488.016	586.181.093	335,86	3.191.980	16.284.299	410,16
MYANMAR (FORM. BURMA)	62.680	208.938	233,34	6.003	23.184	286,21
BRUNEI DARUSSALAM	649	126.991.216	19.567.113,56	164	2.764.001	1.685.266,46
VIET NAM	17.333.887	21.806.740	25,80	619.478	551.226	-11,02
MALDIVES	3.000.000	41.365.977	1.278,87	87.000	1.590.699	1.728,39
INDIA	0	104.985.817	-	0	2.667.067	-
BANGLADESH	956.582.470	1.371.943.779	43,42	20.088.550	32.950.531	64,03
SRI LANKA	232.970.188	1.232.809.896	429,17	6.553.204	43.350.962	561,52
KUWAIT	0	122.690.198	-	0	4.379.208	-
YEMEN	15.721.813	70.618.921	349,18	475.428	2.471.662	419,88
UNITED ARAB EMIRATES	343.228.508	401.163.721	16,88	8.705.144	12.574.167	44,45
BAHRAIN	33.000.000	0	-100,00	825.000	0	-100,00
SUDAN	15.500.000	230	-100,00	468.720	15	-100,00
NAMIBIA	0	14.500.000	-	0	681.500	-

TABEL 5. PERKEMBANGAN EKSPOR INDONESIA MENURUT KOMODITI DAN NEGARA TUJUAN

JENIS BARANG	BERAT BERSIH (KG)		PERUB	NILAI FOB (US \$)		PERUB
	JAN-JAN 2006	JAN-JAN 2007	%	JAN-JAN 2006	JAN-JAN 2007	%
(1)	(2)	(3)	(4)	(5)	(6)	(7)
MADAGASCAR	68.310.202	143.639.128	110,27	2.533.285	5.008.523	97,71
MOZAMBIQUE	0	448.080.246	-	0	12.758.764	-
EQUATORIAL GUINEA	0	27.498.860	-	0	687.472	-
TOGO	10.249.430	192.842.183	1.781,49	248.549	5.671.488	2.181,84
GHANA	218.601.612	856.162.674	291,65	5.232.218	24.960.965	377,06
LIBERIA	0	28.000.000	-	0	793.800	-
GUINEA	0	50.000	-	0	2.600	-
CAMEROON	20.250.000	0	-100,00	486.000	0	-100,00
NIGERIA	0	111.295.537	-	0	3.854.402	-
SIERRA LEONE	30.000.000	69.000.000	130,00	718.200	2.017.890	180,96
GABON	0	20.000.000	-	0	573.000	-
BENIN	60.000.000	192.714.160	221,19	1.436.400	5.613.114	290,78
SEYCHELLES	0	18.300.000	-	0	691.115	-
DJIBOUTI	0	16.200.254	-	0	623.709	-
MAURITIUS	239.398.740	166.047.628	-30,64	7.150.025	5.881.912	-17,74
AUSTRALIA	230.493.275	369.673.020	60,38	5.919.848	10.715.553	81,01
NEW ZEALAND	52.817.596	80.000	-99,85	2.160.162	6.858	-99,68
MICRONESIA, FEDERATED STATES OF	0	119	-	0	268	-
GUAM	1.000	0	-100,00	49	0	-100,00
VANUATU	0	3.200.000	-	0	125.888	-
AMERICAN SAMOA	11.320.000	9.270.000	-18,11	428.707	361.196	-15,75
COOK ISLANDS	69.821	2.804	-95,98	5.673	998	-82,41
FIJI	144	0	-100,00	16	0	-100,00
SAMOA	20.300.000	16.000.000	-21,18	760.189	633.760	-16,63
SOLOMON ISLANDS	0	380.000	-	0	14.876	-
TONGA	3.206.226	3.065.679	-4,38	121.609	121.849	0,20
CHRISTMAS ISLANDS	3.006.000	5.260.500	75,00	108.875	227.937	109,36
EAST TIMOR	15.088.484	9.228.070	-38,84	912.923	389.026	-57,39
UNITED STATES	836.489.983	76.296.069	-90,88	27.731.775	2.787.065	-89,95
PANAMA	0	11.400.000	-	0	387.600	-
ARGENTINA	0	10.449.390	-	0	292.582	-
BRAZIL	0	27.300.000	-	0	709.800	-
BAHAMAS	2.900.000	0	-100,00	106.894	0	-100,00
FRENCH POLYNESIA	50.693.500	46.722.500	-7,83	2.017.566	1.883.588	-6,64
FRANCE	2.000.000	506	-99,97	106.000	702	-99,34
GERMANY, FED. REP. OF	0	2.532	-	0	53	-
BELGIUM	2	0	-100,00	2	0	-100,00
PORTUGAL	1.440.000	3.800.000	163,89	63.159	153.825	143,55
BULGARIA	9.549.691	0	-100,00	176.000	0	-100,00
UKRAINE	31.018.595	0	-100,00	713.427	0	-100,00
-DARI ROTAN	11.527.266	9.449.259	-18,03	25.272.678	22.554.049	-10,76
JAPAN	775.297	575.351	-25,79	3.346.574	2.641.133	-21,08
HONG KONG	11.697	646	-94,48	22.282	2.075	-90,69
KOREA, REPUBLIC OF	908.171	854.571	-5,90	1.604.666	1.854.985	15,60
TAIWAN	101.361	61.269	-39,55	220.889	155.468	-29,62
CHINA	29.210	601	-97,94	50.232	370	-99,26
THAILAND	3.253	29.765	815,00	6.862	33.211	383,98
SINGAPORE	39.965	20.925	-47,64	66.197	38.792	-41,40
PHILIPPINES	273	44	-83,88	1.531	16	-98,95
MALAYSIA	14.260	35.489	148,87	26.137	72.640	177,92
CAMBODIA	0	32	-	0	1.278	-
BRUNEI DARUSSALAM	740	0	-100,00	1.051	0	-100,00
NEPAL	30	0	-100,00	26	0	-100,00
VIET NAM	0	4.217	-	0	10.402	-
MALDIVES	397	6.167	1.453,40	1.219	20.129	1.551,27
INDIA	3.633	3.932	8,23	4.009	5.323	32,78
PAKISTAN	0	143	-	0	236	-
BANGLADESH	0	214	-	0	78	-
SRI LANKA	549	9.120	1.561,20	842	13.235	1.471,85
IRAN (ISLAMIC REPUBLIC OF)	1.173	0	-100,00	1.735	0	-100,00
SAUDI ARABIA	14.341	5.880	-59,00	20.522	8.468	-58,74
KUWAIT	10.281	257	-97,50	20.444	406	-98,01
JORDAN	1.579	0	-100,00	3.158	0	-100,00
LEBANON	6.438	3.990	-38,02	12.147	8.514	-29,91
YEMEN	2.101	0	-100,00	5.220	0	-100,00
OMAN	5.734	0	-100,00	31.802	0	-100,00
TURKEY	20.116	15.900	-20,96	59.989	53.602	-10,65
UNITED ARAB EMIRATES	21.362	17.467	-18,23	72.436	67.192	-7,24
QATAR	0	300	-	0	2.080	-
CYPRUS	2.033	0	-100,00	4.306	0	-100,00
EGYPT	14.902	14.410	-3,30	31.804	14.006	-55,96
MOROCCO	108	8	-92,59	204	11	-94,61
TUNISIA	0	58.817	-	0	103.409	-
ALGERIA	0	8	-	0	60	-
ETHIOPIA	589	0	-100,00	823	0	-100,00
MADAGASCAR	290	417	43,79	864	568	-34,26
KENYA	2	0	-100,00	52	0	-100,00

TABEL 5. PERKEMBANGAN EKSPOR INDONESIA MENURUT KOMODITI DAN NEGARA TUJUAN

JENIS BARANG	BERAT BERSIH (KG)		PERUB	NILAI FOB (US \$)		PERUB
	JAN-JAN 2006	JAN-JAN 2007	%	JAN-JAN 2006	JAN-JAN 2007	%
	(1)	(2)	(3)	(4)	(5)	(6)
REUNION	870	2.161	148,39	939	2.849	203,41
MOZAMBIQUE	74	71	-4,05	100	95	-5,00
NIGERIA	1	0	-100,00	4	0	-100,00
COTE D'IVOIRE	1.503	0	-100,00	1.010	0	-100,00
SENEGAL	215	0	-100,00	601	0	-100,00
U.S. VIRGIN ISLANDS	0	9.225	-	0	11.863	-
SEYCHELLES	1.243	4.465	259,21	3.864	17.842	361,75
UGANDA	0	4	-	0	38	-
SOUTH AFRICA	10.271	19.166	86,60	22.010	56.875	158,41
MAURITIUS	370	268	-27,57	594	462	-22,22
AUSTRALIA	410.974	265.276	-35,45	689.373	484.635	-29,70
NEW ZEALAND	25.088	31.231	24,49	56.045	55.780	-0,47
GUAM	45	564	1.153,33	1.490	1.320	-11,41
PALAU	192	13	-93,23	300	1.800	500,00
NEW CALEDONIA	237	487	105,49	424	456	7,55
NORTHERN MARIANA ISLANDS	95	0	-100,00	106	0	-100,00
SAINT VINCENT AND THE GRENADINES	20	1.202	5.910,00	75	680	806,67
VANUATU	3.255	1.275	-60,83	2.099	399	-80,99
WALLIS AND FUTUNA ISLANDS	0	99	-	0	111	-
BRITISH INDIAN OCEAN TERRITORY	0	37	-	0	463	-
COOK ISLANDS	82	0	-100,00	127	0	-100,00
FIJI	32	11.855	36.946,88	1.024	29.326	2.763,87
SOLOMON ISLANDS	0	1.312	-	0	2.978	-
EAST TIMOR	26	0	-100,00	47	0	-100,00
UNITED STATES	1.295.934	2.088.592	61,16	4.118.183	6.093.235	47,96
CANADA	258.047	36.715	-85,77	424.750	79.110	-81,37
MEXICO	3.579	8.467	136,57	6.703	19.262	187,36
NICARAGUA	98	0	-100,00	47	0	-100,00
PANAMA	514	983	91,25	1.469	2.775	88,90
CUBA	95	0	-100,00	64	0	-100,00
CHILE	6.107	6.680	9,38	21.565	18.399	-14,68
VENEZUELA	434	3.396	682,49	379	9.894	2.510,55
ARGENTINA	3.946	2.067	-47,62	6.681	2.419	-63,79
BRAZIL	6.589	12.802	94,29	13.171	25.283	91,96
COLOMBIA	1.570	1.219	-22,36	1.823	3.474	90,57
URUGUAY	3.260	0	-100,00	2.328	0	-100,00
PERU	0	4.004	-	0	2.339	-
GUYANA	0	89	-	0	28	-
TRINIDAD AND TOBAGO	7	2	-71,43	175	69	-60,57
BAHAMAS	1.968	508	-74,19	1.803	2.005	11,20
PUERTO RICO	2.380	182	-92,35	3.540	252	-92,88
BELIZE	0	13	-	0	60	-
DOMINICAN REPUBLIC	4.845	290	-94,01	12.995	221	-98,30
COSTA RICA	8.792	5.811	-33,91	23.641	8.582	-63,70
BARBADOS	56	291	419,64	27	189	600,00
ANTIGUA AND BARBUDA	0	286	-	0	128	-
ANGUILLA	0	801	-	0	1.819	-
CAYMAN ISLANDS	0	1	-	0	14	-
DOMINICA	110	0	-100,00	350	0	-100,00
FRENCH GUIANA	0	478	-	0	311	-
FRENCH POLYNESIA	3.509	11.242	220,38	5.816	21.027	261,54
GRENADA	0	41	-	0	183	-
MARTINIQUE	75	138	84,00	105	473	350,48
NETHERLANDS ANTILLES	138	2.973	2.054,35	1.683	5.122	204,34
TURKS AND CAICOS ISLANDS	2.127	0	-100,00	13.430	0	-100,00
GUADELOUPE	585	1.073	83,42	982	1.728	75,97
UNITED KINGDOM	922.095	811.497	-11,99	2.170.840	1.754.635	-19,17
NETHERLANDS	1.217.352	1.260.842	3,57	2.409.775	2.519.160	4,54
FRANCE	668.850	142.468	-78,70	959.906	372.843	-61,16
GERMANY, FED. REP. OF	1.862.905	1.821.620	-2,22	4.085.010	3.103.733	-24,02
AUSTRIA	188.790	11.450	-93,94	204.937	42.583	-79,22
BELGIUM	417.155	433.556	3,93	836.667	1.009.115	20,61
SWITZERLAND	216.893	7.663	-96,47	291.157	20.911	-92,82
LUXEMBOURG	8	0	-100,00	105	0	-100,00
MONACO	0	2	-	0	44	-
DENMARK	66.666	67.742	1,61	113.910	154.139	35,32
NORWAY	3.001	119	-96,03	3.779	150	-96,03
SWEDEN	421.648	244.770	-41,95	924.216	629.244	-31,92
FINLAND	67.376	44.870	-33,40	205.842	182.960	-11,12
IRELAND	13.785	0	-100,00	52.485	0	-100,00
ITALY	442.236	105.886	-76,06	556.086	242.276	-56,43
SPAIN	393.194	52.287	-86,70	656.120	135.743	-79,31
PORTUGAL	58.015	7.857	-86,46	85.945	24.665	-71,30
ICELAND	4.439	0	-100,00	10.828	0	-100,00
GREECE	81.575	55.988	-31,37	185.330	67.663	-63,49
HUNGARY	3.985	4.464	12,02	7.255	7.716	6,35
POLAND	12.061	17.833	47,86	21.014	36.900	75,60
ROMANIA	1.663	366	-77,99	1.380	448	-67,54

TABEL 5. PERKEMBANGAN EKSPOR INDONESIA MENURUT KOMODITI DAN NEGARA TUJUAN

JENIS BARANG	BERAT BERSIH (KG)		PERUB	NILAI FOB (US \$)		PERUB
	JAN-JAN 2006	JAN-JAN 2007	%	JAN-JAN 2006	JAN-JAN 2007	%
(1)	(2)	(3)	(4)	(5)	(6)	(7)
BULGARIA	0	2.042	-	0	4.032	-
YUGOSLAVIA	2.589	5.609	116,65	3.116	12.116	288,83
AZERBAIJAN	230	0	-100,00	440	0	-100,00
KAZAKHSTAN	671	1.483	121,01	1.863	3.661	96,51
UKRAINE	0	1.453	-	0	3.887	-
LITHUANIA	118	0	-100,00	321	0	-100,00
LATVIA	0	194	-	0	860	-
ESTONIA	2.871	3.215	11,98	2.871	2.396	-16,54
CROATIA	958	1.975	106,16	2.019	6.009	197,62
MALTA	225	0	-100,00	809	0	-100,00
SLOVAKIA	0	28	-	0	172	-
SLOVENIA	4.304	3.820	-11,25	6.489	5.299	-18,34
CZECH REPUBLIC	366	314	-14,21	1.539	1.039	-32,49
RUSSIA FEDERATION	401.999	80.051	-80,09	410.659	135.590	-66,98
-DARI BAHAN LAINNYA	17.093.446	23.093.589	35,10	39.480.807	48.015.695	21,62
JAPAN	2.203.536	1.744.493	-20,83	7.761.893	6.163.226	-20,60
HONG KONG	21.025	24.146	14,84	68.842	139.685	102,91
KOREA, DEMOCRATIC PEOPLE'S REPL	0	1.489	-	0	6.372	-
KOREA, REPUBLIC OF	313.539	460.063	46,73	687.947	1.051.309	52,82
TAIWAN	1.845.475	1.452.478	-21,30	589.482	429.629	-27,12
CHINA	1.013.611	5.175.611	410,61	251.523	1.216.310	383,58
MONGOLIA	2	0	-100,00	7	0	-100,00
MACAU	0	47	-	0	20	-
PAPUA NEW GUINEA	3.861	259	-93,29	4.055	626	-84,56
THAILAND	11.845	76.005	541,66	46.539	111.914	140,47
SINGAPORE	255.669	98.545	-61,46	292.817	174.022	-40,57
PHILIPPINES	4.491	1.660	-63,04	5.318	1.606	-69,80
MALAYSIA	194.488	425.087	118,57	243.539	609.899	150,43
BRUNEI DARUSSALAM	3.519	381	-89,17	3.902	2.799	-28,27
VIET NAM	299	150	-49,83	1.462	440	-69,90
MALDIVES	27.148	47.340	74,38	144.769	193.022	33,33
INDIA	35.232	10.227	-70,97	236.532	16.699	-92,94
PAKISTAN	2.495	1.559	-37,52	2.963	2.638	-10,97
BANGLADESH	0	1.845	-	0	8.703	-
SRI LANKA	2.916	22.705	678,64	1.248	44.054	3.429,97
IRAN (ISLAMIC REPUBLIC OF)	10.691	25.317	136,81	12.111	17.512	44,60
SAUDI ARABIA	59.394	108.284	82,31	447.252	137.794	-69,19
KUWAIT	3.598	1.156	-67,87	5.789	1.386	-76,06
JORDAN	382	11.225	2.838,48	611	13.509	2.110,97
LEBANON	10.920	27.537	152,17	5.299	16.670	214,59
YEMEN	0	122	-	0	184	-
OMAN	165	661	300,61	723	1.141	57,81
SYRIA ARAB REPUBLIC	70	22.400	31.900,00	19.264	2.476	-87,15
TURKEY	40.764	143.174	251,23	105.186	326.539	210,44
UNITED ARAB EMIRATES	18.114	27.064	49,41	63.296	122.469	93,49
QATAR	0	3.000	-	0	623	-
BAHRAIN	30.410	120.000	294,61	6.376	7.865	23,35
CYPRUS	18.217	14.851	-18,48	40.712	33.265	-18,29
EGYPT	6.653	14.443	117,09	9.740	11.802	21,17
MOROCCO	2.007	13.874	591,28	2.233	17.375	678,10
TUNISIA	15.653	14.043	-10,29	22.795	37.654	65,19
ALGERIA	129	89	-31,01	350	600	71,43
ERITREA	0	1	-	0	105	-
NAMIBIA	551	288	-47,73	904	809	-10,51
ETHIOPIA	1.292	16.249	1.157,66	1.967	11.798	499,80
TANZANIA, UNITED REPUBLIC OF	0	186	-	0	713	-
MADAGASCAR	2.810	1.866	-33,59	5.805	3.374	-41,88
KENYA	1.789	2.327	30,07	4.694	1.938	-58,71
REUNION	50.667	96.492	90,44	92.121	129.071	40,11
MOZAMBIQUE	9.035	659	-92,71	7.342	2.592	-64,70
BOTSWANA	560	142	-74,64	584	267	-54,28
GHANA	0	3	-	0	7	-
CONGO	0	1	-	0	52	-
NIGERIA	202	0	-100,00	756	0	-100,00
GABON	756	199	-73,68	3.396	758	-77,68
COTE D'IVOIRE	5.491	40.885	644,58	5.571	26.622	377,87
SENEGAL	0	1.598	-	0	3.439	-
U.S. VIRGIN ISLANDS	1.727	974	-43,60	2.004	846	-57,78
SEYCHELLES	14.370	105.307	632,83	19.138	80.859	322,50
UGANDA	240	679	182,92	300	1.444	381,33
SOUTH AFRICA	142.433	150.530	5,68	226.381	274.540	21,27
MAURITIUS	20.101	19.689	-2,05	118.306	58.602	-50,47
VIRGIN ISLANDS (BRITISH)	3.354	645	-80,77	7.139	2.901	-59,36
AUSTRALIA	1.086.031	1.382.315	27,28	1.225.839	1.274.455	3,97
NEW ZEALAND	111.560	120.608	8,11	261.972	289.186	10,39
MICRONESIA, FEDERATED STATES OF	1.058	287	-72,87	547	1.035	89,21
GUAM	5.304	8.403	58,43	13.740	28.654	108,54

TABEL 5. PERKEMBANGAN EKSPOR INDONESIA MENURUT KOMODITI DAN NEGARA TUJUAN

JENIS BARANG	BERAT BERSIH (KG)		PERUB	NILAI FOB (US \$)		PERUB
	JAN-JAN 2006	JAN-JAN 2007	%	JAN-JAN 2006	JAN-JAN 2007	%
(1)	(2)	(3)	(4)	(5)	(6)	(7)
PALAU	2.931	286	-90,24	4.892	383	-92,17
NEW CALEDONIA	52.884	63.388	19,86	85.199	103.513	21,50
NORTHERN MARIANA ISLANDS	2.807	2.704	-3,67	5.899	5.467	-7,32
SAINT VINCENT AND THE GRENADINES	6.361	3.701	-41,82	7.566	2.137	-71,76
VANUATU	6.947	4.865	-29,97	25.146	6.154	-75,53
WALLIS AND FUTUNA ISLANDS	215	1.627	656,74	314	2.662	747,77
BRITISH INDIAN OCEAN TERRITORY	474	0	-100,00	770	0	-100,00
AMERICAN SAMOA	1.047	0	-100,00	1.290	0	-100,00
COOK ISLANDS	15.194	29.760	95,87	16.777	15.588	-7,09
FIJI	19.084	42.099	120,60	86.453	84.854	-1,85
MARSHALL ISLANDS	0	16	-	0	41	-
SAMOA	133	0	-100,00	64	0	-100,00
TONGA	2.355	1.036	-56,01	1.835	2.573	40,22
UNITED STATES MINOR OUTLYING ISL	1	0	-100,00	1	0	-100,00
EAST TIMOR	315	381	20,95	503	215	-57,26
UNITED STATES	3.557.833	4.655.790	30,86	12.549.259	19.477.213	55,21
CANADA	272.817	386.926	41,83	861.511	1.241.043	44,05
MEXICO	62.160	46.075	-25,88	166.676	140.823	-15,51
GUATEMALA	428	0	-100,00	554	0	-100,00
HONDURAS	129	192	48,84	193	523	170,98
NICARAGUA	278	12.401	4.360,79	133	7.486	5.528,57
PANAMA	10.229	6.754	-33,97	26.522	27.690	4,40
CUBA	312	0	-100,00	210	0	-100,00
SURINAME	27	701	2.496,30	39	3.311	8.389,74
CHILE	18.891	16.777	-11,19	49.412	57.444	16,26
VENEZUELA	34.498	12.384	-64,10	62.635	15.282	-75,60
ARGENTINA	63.762	73.555	15,36	89.999	152.863	69,85
BRAZIL	73.183	77.597	6,03	112.053	366.751	227,30
COLOMBIA	11.510	39.823	245,99	15.544	71.906	362,60
BOLIVIA	0	17	-	0	23	-
URUGUAY	3.751	6.397	70,54	4.467	7.637	70,96
ECUADOR	145	31	-78,62	1.012	186	-81,62
PERU	2.310	894	-61,30	2.137	3.730	74,54
GUYANA	9.225	0	-100,00	29.273	0	-100,00
TRINIDAD AND TOBAGO	7	26	271,43	10	188	1.780,00
BAHAMAS	18.440	13.267	-28,05	42.057	36.133	-14,09
JAMAICA	16.484	10.098	-38,74	55.231	20.195	-63,44
PUERTO RICO	6.206	4.192	-32,45	16.773	12.893	-23,13
BELIZE	0	6.768	-	0	4.882	-
DOMINICAN REPUBLIC	42.062	54.484	29,53	54.185	140.003	158,38
EL SALVADOR	447	44	-90,16	382	103	-73,04
COSTA RICA	42.255	44.467	5,23	76.193	62.284	-18,25
HAITI	97	1.048	980,41	118	711	502,54
BARBADOS	1.812	2.049	13,08	1.936	6.333	227,12
ANTIGUA AND BARBUDA	2.456	5.454	122,07	2.867	4.668	62,82
ANGUILLA	34	404	1.088,24	37	461	1.145,95
ARUBA	368	0	-100,00	590	0	-100,00
BERMUDA	86	116	34,88	483	813	68,32
CAYMAN ISLANDS	0	66	-	0	1.105	-
DOMINICA	696	1.249	79,45	486	764	57,20
FRENCH GUIANA	5.685	5.263	-7,42	8.919	9.245	3,66
FRENCH POLYNESIA	40.414	117.816	191,52	76.338	178.382	133,67
GRENADA	270	10.566	3.813,33	1.058	9.728	819,47
MARTINIQUE	9.367	14.428	54,03	21.065	36.271	72,19
NETHERLANDS ANTILLES	10.385	9.052	-12,84	32.946	29.124	-11,60
SAINT LUCIA	6.407	3.797	-40,74	4.980	3.208	-35,58
TURKS AND CAICOS ISLANDS	1.498	3.029	102,20	3.292	5.376	63,30
GUADELOUPE	12.759	27.660	116,79	32.673	67.573	106,82
SAINT KITTS AND NEVIS	121	1.097	806,61	386	1.830	374,09
UNITED KINGDOM	715.790	646.814	-9,64	2.218.545	2.395.424	7,97
NETHERLANDS	559.401	767.880	37,27	1.163.671	1.292.071	11,03
FRANCE	731.854	683.299	-6,63	1.657.494	1.826.932	10,22
GERMANY, FED. REP. OF	677.547	469.264	-30,74	1.171.282	1.083.812	-7,47
AUSTRIA	33.724	17.633	-47,71	113.673	52.331	-53,96
BELGIUM	148.272	246.589	66,31	337.708	528.836	56,60
SWITZERLAND	50.580	31.264	-38,19	226.106	100.890	-55,38
LUXEMBOURG	0	1	-	0	5	-
MONACO	3	47	1.466,67	4	817	20.325,00
DENMARK	47.273	61.150	29,36	165.828	160.858	-3,00
NORWAY	3.896	6.387	63,94	13.682	16.351	19,51
SWEDEN	39.843	26.397	-33,75	91.456	96.491	5,51
FINLAND	24.430	45.727	87,18	62.363	93.138	49,35
IRELAND	17.834	55.260	209,86	66.385	98.234	47,98
ITALY	847.162	922.279	8,87	1.710.778	1.869.065	9,25
SPAIN	644.060	669.185	3,90	1.708.334	1.790.049	4,78
PORTUGAL	58.332	41.236	-29,31	152.279	134.934	-11,39
ICELAND	7.929	3.558	-55,13	9.853	1.199	-87,83
GREECE	142.819	160.196	12,17	315.624	262.527	-16,82

TABEL 5. PERKEMBANGAN EKSPOR INDONESIA MENURUT KOMODITI DAN NEGARA TUJUAN

JENIS BARANG	BERAT BERSIH (KG)		PERUB	NILAI FOB (US \$)		PERUB
	JAN-JAN 2006	JAN-JAN 2007	%	JAN-JAN 2006	JAN-JAN 2007	%
(1)	(2)	(3)	(4)	(5)	(6)	(7)
HUNGARY	44.790	41.207	-8,00	69.359	48.536	-30,02
POLAND	62.556	87.776	40,32	92.663	148.845	60,63
ROMANIA	2.879	1.555	-45,99	2.590	2.607	0,66
BULGARIA	12.529	23.238	85,47	23.558	37.790	60,41
YUGOSLAVIA	14.612	9.214	-36,94	20.235	20.464	1,13
ALBANIA	0	3.932	-	0	2.048	-
UKRAINE	25.451	33.709	32,45	119.368	52.048	-56,40
UZBEKISTAN	1	0	-100,00	3	0	-100,00
LITHUANIA	498	390	-21,69	2.728	658	-75,88
LATVIA	3.725	52	-98,60	11.171	116	-98,96
ESTONIA	838	54	-93,56	1.327	64	-95,18
GEORGIA	0	24	-	0	119	-
CROATIA	26.070	33.944	30,20	66.075	49.432	-25,19
MALTA	13.106	18.792	43,38	27.727	74.367	168,21
SLOVAKIA	3.926	1.044	-73,41	4.010	1.268	-68,38
SLOVENIA	12.766	20.991	64,43	17.122	35.410	106,81
CZECH REPUBLIC	16.446	45.720	178,00	14.470	34.812	140,58
RUSSIA FEDERATION	36.263	53.501	47,54	98.912	157.472	59,20
-DARI ROTAN	119.063.319	117.310.975	-1,47	331.167.478	319.678.846	-3,47
JAPAN	14.239.395	11.521.191	-19,09	36.249.815	32.287.398	-10,93
HONG KONG	1.299.296	123.952	-90,46	1.167.702	258.534	-77,86
KOREA, REPUBLIC OF	1.767.727	1.368.948	-22,56	2.287.236	2.035.827	-10,99
TAIWAN	1.596.266	1.014.314	-36,46	2.234.801	1.775.585	-20,55
CHINA	503.135	557.159	10,74	1.845.043	829.790	-55,03
MONGOLIA	1.800	0	-100,00	6.180	0	-100,00
MACAU	10.000	0	-100,00	35.882	0	-100,00
PAPUA NEW GUINEA	6.851	67	-99,02	14.516	192	-98,68
THAILAND	83.476	211.636	153,53	384.154	872.068	127,01
SINGAPORE	667.670	904.902	35,53	3.567.527	3.447.375	-3,37
PHILIPPINES	50.624	85.816	69,52	122.947	149.625	21,70
MALAYSIA	2.315.037	2.039.340	-11,91	4.228.993	6.033.580	42,67
MYANMAR (FORM. BURMA)	140	10.282	7.244,29	140	35.248	25.077,14
CAMBODIA	0	136	-	0	139	-
BRUNEI DARUSSALAM	5.550	27.024	386,92	2.565	40.800	1.490,64
NEPAL	160	0	-100,00	138	0	-100,00
VIET NAM	1.396	50.511	3.518,27	7.775	340.986	4.285,67
MALDIVES	36.571	139.563	281,62	47.620	473.150	893,60
INDIA	214.008	230.754	7,82	411.046	638.438	55,32
PAKISTAN	13.800	14.616	5,91	12.694	28.039	120,88
BANGLADESH	46.200	275	-99,40	4.200	100	-97,62
SRI LANKA	38.922	9.822	-74,76	85.315	18.090	-78,80
IRAN (ISLAMIC REPUBLIC OF)	48.580	165.971	241,64	341.814	536.211	56,87
SAUDI ARABIA	398.041	266.365	-33,08	1.019.501	515.206	-49,46
KUWAIT	367.234	391.394	6,58	860.833	449.166	-47,82
JORDAN	54.291	67.211	23,80	126.317	97.133	-23,10
LEBANON	192.324	244.702	27,23	481.309	776.542	61,34
YEMEN	10.686	10.747	0,57	30.446	21.992	-27,77
OMAN	68.837	66.251	-3,76	131.306	185.788	41,49
SYRIA ARAB REPUBLIC	0	5.876	-	0	9.417	-
TURKEY	752.962	868.182	15,30	2.371.558	2.516.659	6,12
UNITED ARAB EMIRATES	765.754	576.019	-24,78	1.874.549	1.263.040	-32,62
QATAR	38.515	80.395	108,74	158.493	157.018	-0,93
BAHRAIN	68.029	39.146	-42,46	168.190	42.022	-75,02
CYPRUS	251.079	362.340	44,31	833.013	1.311.203	57,40
EGYPT	414.516	433.367	4,55	825.380	941.754	14,10
LIBYAN ARAB JAMAHIRIYA	0	10.276	-	0	27.757	-
MOROCCO	73.045	156.696	114,52	165.007	371.540	125,17
TUNISIA	19.128	60.947	218,63	59.681	176.023	194,94
ALGERIA	8.195	9.368	14,31	24.699	28.972	17,30
SUDAN	133.373	46.679	-65,00	144.586	57.273	-60,39
NAMIBIA	11.317	17.048	50,64	34.975	53.426	52,75
ETHIOPIA	0	323	-	0	521	-
TANZANIA, UNITED REPUBLIC OF	37.582	30.332	-19,29	43.846	27.912	-36,34
MADAGASCAR	9.211	3.536	-61,61	24.586	5.165	-78,99
KENYA	33.629	37.561	11,69	29.455	50.510	71,48
REUNION	280.748	309.786	10,34	546.366	685.157	25,40
MOZAMBIQUE	8.826	36.482	313,35	9.548	59.565	523,85
BOTSWANA	172	0	-100,00	180	0	-100,00
EQUATORIAL GUINEA	593	8.266	1.293,93	465	6.177	1.228,39
GHANA	29.842	28	-99,91	32.985	143	-99,57
ANGOLA	0	5.476	-	0	11.921	-
CONGO	19.219	23.376	21,63	16.650	19.668	18,13
CAMEROON	87	4.422	4.982,76	473	10.265	2.070,19
NIGERIA	7.990	0	-100,00	10.116	0	-100,00
GABON	71	28.965	40.695,77	65	61.315	94.230,77
COTE D'IVOIRE	20.237	9.849	-51,33	21.420	8.338	-61,07
SENEGAL	23.026	5.815	-74,75	24.452	5.728	-76,57

TABEL 5. PERKEMBANGAN EKSPOR INDONESIA MENURUT KOMODITI DAN NEGARA TUJUAN

JENIS BARANG	BERAT BERSIH (KG)		PERUB	NILAI FOB (US \$)		PERUB
	JAN-JAN 2006	JAN-JAN 2007	%	JAN-JAN 2006	JAN-JAN 2007	%
	(1)	(2)	(3)	(4)	(5)	(6)
BENIN	0	5.947	-	0	4.328	-
U.S. VIRGIN ISLANDS	4.499	0	-100,00	9.675	0	-100,00
SEYCHELLES	15.737	30.330	92,73	43.652	57.307	31,28
UGANDA	0	1.777	-	0	8.765	-
CENTRAL AFRICAN REPUBLIC	0	50	-	0	1.385	-
NIGER	3.116	0	-100,00	12.439	0	-100,00
DJIBOUTI	11.743	4.963	-57,74	16.000	7.644	-52,23
SOUTH AFRICA	1.488.003	1.844.200	23,94	3.935.138	3.929.810	-0,14
MAURITIUS	37.042	29.500	-20,36	86.470	58.236	-32,65
VIRGIN ISLANDS (BRITISH)	11.491	6.500	-43,43	17.444	6.850	-60,73
AUSTRALIA	3.969.513	3.478.398	-12,37	10.992.815	7.243.959	-34,10
NEW ZEALAND	310.712	245.954	-20,84	924.653	668.506	-27,70
GUAM	246	16.969	6.797,97	967	80.412	8.215,62
NEW CALEDONIA	56.025	133.022	137,43	112.489	229.371	103,91
NORTHERN MARIANA ISLANDS	8.637	20.434	136,59	73.966	38.050	-48,56
SAINT VINCENT AND THE GRENADINES	594	7.483	1.159,76	600	5.533	822,17
VANUATU	7.045	36.063	411,89	19.744	41.889	112,16
WALLIS AND FUTUNA ISLANDS	0	11.270	-	0	20.033	-
BRITISH INDIAN OCEAN TERRITORY	0	6.384	-	0	13.102	-
COOK ISLANDS	6.277	725	-88,45	10.061	2.832	-71,85
FIJI	68.721	80.293	16,84	227.311	246.169	8,30
SAMOA	12.297	1.232	-89,98	65.679	2.860	-95,65
SOLOMON ISLANDS	3.936	0	-100,00	8.934	0	-100,00
EAST TIMOR	13.228	6.055	-54,23	29.507	8.123	-72,47
UNITED STATES	17.217.330	17.745.448	3,07	51.705.382	54.739.853	5,87
CANADA	1.172.790	887.030	-24,37	3.242.254	3.058.114	-5,68
MEXICO	733.237	1.103.746	50,53	1.518.673	2.340.649	54,12
GUATEMALA	15.145	16.690	10,20	52.857	63.390	19,93
HONDURAS	0	6.294	-	0	29.650	-
NICARAGUA	6.431	9.654	50,12	20.716	26.062	25,81
PANAMA	146.464	128.954	-11,96	437.054	233.938	-46,47
CUBA	25.113	23.705	-5,61	30.793	42.888	39,28
SURINAME	82.088	30.715	-62,58	95.180	61.004	-35,91
CHILE	114.908	150.345	30,84	325.272	464.083	42,68
VENEZUELA	23.911	65.708	174,80	58.581	212.193	262,22
ARGENTINA	116.008	137.935	18,90	260.671	340.781	30,73
BRAZIL	155.553	239.665	54,07	316.742	644.818	103,58
COLOMBIA	32.152	57.482	78,78	39.636	196.252	395,14
BOLIVIA	500	8.273	1.554,60	1.323	29.297	2.114,44
URUGUAY	21.410	7.544	-64,76	33.235	28.044	-15,62
PARAGUAY	4.084	7.234	77,13	5.627	16.312	189,89
ECUADOR	20.535	27.659	34,69	82.885	94.704	14,26
PERU	53.499	61.003	14,03	144.032	178.037	23,61
GUYANA	5.203	4.155	-20,14	9.504	10.508	10,56
TRINIDAD AND TOBAGO	66.779	12.219	-81,70	259.767	35.340	-86,40
BAHAMAS	18.689	17.372	-7,05	27.389	30.318	10,69
JAMAICA	5.254	40.298	667,00	11.187	100.638	799,60
PUERTO RICO	266.395	133.460	-49,90	677.973	288.829	-57,40
BELIZE	0	13.233	-	0	41.889	-
DOMINICAN REPUBLIC	200.088	275.072	37,48	554.276	850.481	53,44
EL SALVADOR	15.739	17.830	13,29	50.574	49.634	-1,86
COSTA RICA	70.760	126.140	78,26	141.010	251.607	78,43
HAITI	2.635	0	-100,00	9.974	0	-100,00
BARBADOS	19.681	63.261	221,43	26.311	124.313	372,48
ANTIGUA AND BARBUDA	6.800	0	-100,00	6.210	0	-100,00
ANGUILLA	0	7.611	-	0	20.379	-
ARUBA	40.250	61.575	52,98	36.110	73.845	104,50
BERMUDA	1.382	0	-100,00	7.605	0	-100,00
DOMINICA	81.135	43.422	-46,48	198.871	129.207	-35,03
FRENCH GUIANA	40.680	66.508	63,49	108.800	170.692	56,89
FRENCH POLYNESIA	240.290	128.682	-46,45	286.602	250.545	-12,58
GRENADA	10.702	6.643	-37,93	31.203	20.163	-35,38
MARTINIQUE	153.050	183.312	19,77	355.516	430.352	21,05
NETHERLANDS ANTILLES	101.709	123.475	21,40	241.237	235.936	-2,20
NORFOLK ISLANDS	3.840	0	-100,00	6.930	0	-100,00
SAINT LUCIA	9.046	4.449	-50,82	20.669	10.882	-47,35
TURKS AND CAICOS ISLANDS	1.717	0	-100,00	7.251	0	-100,00
GUADELOUPE	327.873	334.763	2,10	607.879	796.262	30,99
UNITED KINGDOM	8.252.071	7.642.640	-7,39	30.531.673	25.376.270	-16,89
NETHERLANDS	7.256.763	7.027.357	-3,16	21.331.126	21.066.851	-1,24
FRANCE	4.474.574	5.267.035	17,71	12.621.325	12.206.234	-3,29
GERMANY, FED. REP. OF	15.802.730	14.464.686	-8,47	45.148.074	38.819.660	-14,02
AUSTRIA	450.728	445.050	-1,26	1.842.412	923.817	-49,86
BELGIUM	4.066.015	5.258.330	29,32	12.953.415	16.349.060	26,21
SWITZERLAND	272.081	429.772	57,96	984.543	789.548	-19,81
DENMARK	1.267.883	909.360	-28,28	3.572.608	1.718.394	-23,91
NORWAY	474.725	363.175	-23,50	1.146.458	2.032.928	-9,90
SWEDEN	967.791	904.631	-6,53	3.608.411	2.711.979	-24,84

TABEL 5. PERKEMBANGAN EKSPOR INDONESIA MENURUT KOMODITI DAN NEGARA TUJUAN

JENIS BARANG	BERAT BERSIH (KG)		PERUB	NILAI FOB (US \$)		PERUB
	JAN-JAN 2006	JAN-JAN 2007	%	JAN-JAN 2006	JAN-JAN 2007	%
(1)	(2)	(3)	(4)	(5)	(6)	(7)
FINLAND	1.195.075	880.444	-26,33	4.406.624	2.154.520	-51,11
IRELAND	539.826	338.599	-37,28	956.226	924.644	-3,30
ITALY	7.575.906	7.938.660	4,79	18.768.300	18.571.575	-1,05
SPAIN	5.483.556	6.561.786	19,66	13.810.145	16.362.731	18,48
PORTUGAL	467.532	646.880	38,36	1.324.410	1.358.685	2,59
ICELAND	18.383	12.518	-31,90	20.204	25.648	26,95
GREECE	2.209.910	2.298.221	4,00	5.978.696	5.535.341	-7,42
CZECHOSLOVAKIA	43.640	0	-100,00	38.500	0	-100,00
HUNGARY	363.733	341.985	-5,98	869.662	933.725	7,37
POLAND	947.390	1.287.728	35,92	2.845.079	3.367.390	18,36
ROMANIA	243.057	384.803	58,32	564.817	972.167	72,12
BULGARIA	188.292	109.555	-41,82	256.739	271.467	5,74
YUGOSLAVIA	51.249	54.010	5,39	83.509	70.478	-15,60
ARMENIA	7.043	3.600	-48,89	24.036	12.849	-46,54
AZERBAIJAN	0	3.300	-	0	10.876	-
BELARUS	8.784	19.628	123,45	29.002	51.364	77,11
KAZAKHSTAN	26.404	48.919	85,27	58.608	123.287	110,36
KYRGYZSTAN	0	3.879	-	0	2.946	-
MOLDOVA, REPUBLIC OF	0	4.139	-	0	7.396	-
UKRAINE	144.468	293.915	103,45	435.259	889.526	104,37
UZBEKISTAN	0	3.514	-	0	7.100	-
LITHUANIA	6.294	31.284	397,04	16.805	92.821	452,34
LATVIA	62.820	107.025	70,37	169.217	338.570	100,08
ESTONIA	43.849	83.076	89,46	144.354	188.156	30,34
GEORGIA	3.164	3.896	23,14	5.800	12.986	123,90
CROATIA	278.526	162.252	-41,75	466.770	334.076	-28,43
BOSNIA AND HERZEGOVINA	0	9.590	-	0	21.954	-
MALTA	19.622	7.362	-62,48	53.424	21.543	-59,68
SLOVAKIA	159.995	77.334	-51,66	1.367.888	405.102	-70,38
SLOVENIA	198.596	305.635	53,90	442.639	582.538	31,61
CZECH REPUBLIC	261.326	394.151	50,83	528.712	816.797	54,49
REP. OF MACEDONIA	0	1.476	-	0	6.653	-
RUSSIA FEDERATION	524.638	1.140.157	117,32	1.992.150	4.056.650	103,63
-DARI BAHAN LAINNYA	741.430.463	738.929.909	-0,34	1.503.591.629	1.523.751.522	1,34
JAPAN	87.724.179	90.763.796	3,46	146.975.638	150.298.827	2,26
HONG KONG	2.085.095	2.410.018	15,58	3.384.952	2.944.286	-13,02
KOREA, DEMOCRATIC PEOPLE'S REPL	0	49.993	-	0	51.111	-
KOREA, REPUBLIC OF	12.608.274	14.098.194	11,82	18.916.155	24.110.807	27,46
TAIWAN	8.789.084	8.320.823	-5,33	12.769.809	14.413.509	12,87
CHINA	7.914.227	18.363.352	132,03	7.564.506	12.308.672	62,72
MONGOLIA	1.683	0	-100,00	8.166	0	-100,00
MACAU	6.257	104	-98,34	13.723	510	-96,28
PAPUA NEW GUINEA	3.945	29.133	638,48	8.437	51.229	507,19
THAILAND	1.107.580	945.876	-14,60	1.782.407	1.433.381	-19,58
SINGAPORE	10.985.411	13.211.015	20,26	17.648.232	17.112.184	-3,04
PHILIPPINES	2.463.515	2.152.563	-12,62	1.518.162	1.333.729	-12,15
MALAYSIA	18.927.210	21.884.973	15,63	20.776.937	23.146.945	11,41
MYANMAR (FORM. BURMA)	41.505	8.678	-79,09	84.221	10.009	-88,12
CAMBODIA	32.623	6.815	-79,11	10.034	4.683	-53,33
BRUNEI DARUSSALAM	402.005	230.399	-42,69	415.002	218.321	-47,39
NEPAL	7.219	0	-100,00	7.951	0	-100,00
VIET NAM	342.277	886.192	158,91	860.153	983.286	14,32
MALDIVES	1.659.677	2.037.008	22,74	3.099.526	3.626.694	17,01
INDIA	1.997.405	3.718.521	86,17	2.546.276	3.636.871	42,83
PAKISTAN	120.343	82.861	-31,15	132.133	104.643	-20,80
BANGLADESH	189.219	107.148	-43,37	156.281	102.616	-34,34
SRI LANKA	894.843	716.906	-19,88	1.429.147	975.032	-31,78
AFGHANISTAN	576.630	834.673	44,75	445.113	589.222	32,38
IRAQ	162.697	195.790	20,34	126.555	149.093	17,81
IRAN (ISLAMIC REPUBLIC OF)	876.888	496.332	-43,40	994.090	718.034	-27,77
SAUDI ARABIA	4.211.139	3.149.398	-25,21	3.612.509	2.819.060	-21,96
KUWAIT	4.846.920	2.862.456	-40,94	4.047.472	2.834.367	-29,97
JORDAN	1.097.029	628.792	-42,68	990.047	793.540	-19,85
LEBANON	822.073	721.204	-12,27	971.281	969.062	-0,23
YEMEN	487.935	603.925	23,77	460.392	630.569	36,96
OMAN	1.059.423	923.499	-12,83	955.797	677.635	-29,10
SYRIA ARAB REPUBLIC	347	3.011	767,72	1.904	10.495	451,21
TURKEY	2.549.818	2.702.508	5,99	6.323.274	6.445.446	1,93
UNITED ARAB EMIRATES	33.263.379	33.129.202	-0,40	28.048.303	24.274.519	-13,45
QATAR	384.239	354.808	-7,66	787.613	932.920	18,45
BAHRAIN	644.192	785.428	21,92	698.107	1.058.582	51,64
CYPRUS	554.127	658.098	18,76	1.241.606	1.407.819	13,39
EGYPT	1.015.626	914.686	-9,94	1.077.954	1.038.192	-3,69
LIBYAN ARAB JAMAHIRIYA	715.339	654.430	-8,51	709.228	697.014	-1,72
MOROCCO	2.809.454	1.338.876	-52,34	2.042.422	1.178.069	-42,32
TUNISIA	129.005	54.410	-57,82	172.878	252.925	46,30
ALGERIA	238.130	411.041	72,61	198.992	312.862	57,22

TABEL 5. PERKEMBANGAN EKSPOR INDONESIA MENURUT KOMODITI DAN NEGARA TUJUAN

JENIS BARANG	BERAT BERSIH (KG)		PERUB	NILAI FOB (US \$)		PERUB
	JAN-JAN 2006	JAN-JAN 2007	%	JAN-JAN 2006	JAN-JAN 2007	%
(1)	(2)	(3)	(4)	(5)	(6)	(7)
SUDAN	2.265.091	2.259.206	-0,26	1.850.596	1.778.670	-3,89
ERITREA	18.541	0	-100,00	16.436	0	-100,00
NAMIBIA	26.374	76.032	188,28	39.500	86.391	118,71
ETHIOPIA	51.078	122.442	139,72	49.271	92.721	88,19
TANZANIA, UNITED REPUBLIC OF	449.676	886.789	97,21	411.874	867.081	110,52
MADAGASCAR	42.061	52.944	25,87	57.318	58.698	2,41
KENYA	734.529	473.356	-35,56	815.855	310.222	-61,98
REUNION	1.919.143	2.264.406	17,99	2.898.378	3.639.725	25,58
MOZAMBIQUE	43.451	48.136	10,78	71.918	99.369	38,17
BOTSWANA	52.794	48.108	-8,88	44.055	53.224	20,81
EQUATORIAL GUINEA	38.707	48.615	25,60	27.841	40.394	45,09
TOGO	6.580	30.780	367,78	7.470	30.179	304,00
GHANA	134.237	72.362	-46,09	146.641	85.265	-41,85
GUINEA	9.305	3.985	-57,17	9.969	26.190	162,71
ANGOLA	216.641	353.033	62,96	143.893	276.044	91,84
CONGO	81.627	115.644	41,67	100.103	153.964	53,81
CAMEROON	46.163	126.860	174,81	38.802	121.165	212,26
NIGERIA	386.383	238.102	-38,38	216.036	259.159	19,96
SIERRA LEONE	0	22.241	-	0	24.797	-
GABON	77.773	90.606	16,50	130.466	116.334	-10,83
COTE D'IVOIRE	44.232	35.907	-18,82	32.886	36.698	11,59
SENEGAL	75.664	20.190	-73,32	109.535	57.082	-47,89
MAURITANIA	7.828	21.758	177,95	11.771	34.749	195,21
MALI	4.997	51.840	937,42	7.875	28.219	258,34
BENIN	208.356	357.236	71,45	249.534	435.337	74,46
U.S. VIRGIN ISLANDS	88.429	123.451	39,60	183.828	348.342	89,49
SEYCHELLES	207.269	192.470	-7,14	424.587	319.407	-24,77
UGANDA	98.143	92.430	-5,82	77.087	88.119	14,31
CENTRAL AFRICAN REPUBLIC	4.999	0	-100,00	2.225	0	-100,00
NIGER	0	11.587	-	0	16.786	-
DJIBOUTI	512.061	686.172	34,00	271.576	495.395	82,41
SAO TOME AND PRINCIPE	0	6.635	-	0	11.497	-
SOUTH AFRICA	5.528.836	5.874.652	6,25	7.907.995	8.794.698	11,21
ZAMBIA	0	268.879	-	0	174.704	-
MAURITIUS	569.667	538.451	-5,48	721.760	687.812	-4,70
RWANDA	184.625	205.102	11,09	161.306	220.615	36,77
ZAIRE	5.295	0	-100,00	8.794	0	-100,00
VIRGIN ISLANDS (BRITISH)	105.781	37.616	-64,44	235.985	96.280	-59,20
AUSTRALIA	32.755.961	33.638.263	2,69	51.832.089	53.078.014	2,40
NEW ZEALAND	3.480.897	3.423.195	-1,66	6.218.189	5.841.690	-6,05
MICRONESIA, FEDERATED STATES OF	32.545	3.139	-90,35	52.931	9.450	-82,15
GUAM	163.093	158.588	-2,76	311.747	401.737	28,87
PALAU	56.054	2.441	-95,65	134.082	6.508	-95,15
NEW CALEDONIA	942.775	928.386	-1,53	1.373.580	1.591.520	15,87
NORTHERN MARIANA ISLANDS	84.268	7.740	-90,82	166.841	6.627	-96,03
SAINT VINCENT AND THE GRENADINES	94.163	40.154	-57,36	103.788	92.866	-10,52
VANUATU	27.656	68.686	148,36	30.608	51.978	69,82
WALLIS AND FUTUNA ISLANDS	5.136	27.377	433,04	7.485	43.121	476,10
BRITISH INDIAN OCEAN TERRITORY	2.852	0	-100,00	4.630	0	-100,00
AMERICAN SAMOA	468.639	16.157	-96,55	1.776.236	76.056	-95,72
COOK ISLANDS	31.188	35.760	14,66	73.367	71.681	-2,30
FIJI	381.172	382.366	0,31	647.696	739.770	14,22
MARSHALL ISLANDS	5.300	3.105	-41,42	16.985	3.390	-80,04
SAMOA	8.340	0	-100,00	18.332	0	-100,00
SOLOMON ISLANDS	0	7.742	-	0	11.517	-
TONGA	8.763	1.626	-81,44	4.894	1.874	-61,71
UNITED STATES MINOR OUTLYING ISL	19	0	-100,00	39	0	-100,00
EAST TIMOR	62.424	123.793	98,31	124.596	220.343	76,85
UNITED STATES	182.641.146	180.708.558	-1,06	495.469.437	530.797.741	7,13
CANADA	10.488.996	10.525.284	0,35	26.355.910	24.582.937	-6,73
MEXICO	1.494.117	1.428.708	-4,38	2.487.377	3.246.092	30,50
GUATEMALA	63.695	109.840	72,45	137.989	183.233	32,79
HONDURAS	15.671	18.882	20,49	16.177	22.045	36,27
NICARAGUA	6.812	7.921	16,28	3.248	6.967	114,50
PANAMA	532.709	474.501	-10,93	954.333	986.710	3,39
CUBA	26.928	17.332	-35,64	55.756	29.720	-46,70
SURINAME	54.793	56.759	3,59	71.269	77.454	8,68
CHILE	388.578	441.713	13,67	702.685	661.121	-5,92
VENEZUELA	100.726	212.508	110,98	199.912	677.079	238,69
ARGENTINA	668.990	499.754	-25,30	1.117.145	1.005.939	-9,95
BRAZIL	494.636	383.683	-22,43	1.062.388	658.230	-38,04
COLOMBIA	206.957	221.206	6,89	259.635	390.874	50,55
BOLIVIA	31.970	20.688	-35,29	52.372	45.464	-13,19
URUGUAY	45.460	53.707	18,14	79.755	116.650	46,26
PARAGUAY	8.475	2.268	-73,24	9.009	1.691	-81,23
ECUADOR	91.009	108.394	19,10	126.365	131.404	3,99
PERU	54.805	16.074	-70,67	105.618	17.896	-83,06
GUYANA	34.717	18.059	-47,98	40.582	13.881	-65,80

TABEL 5. PERKEMBANGAN EKSPOR INDONESIA MENURUT KOMODITI DAN NEGARA TUJUAN

JENIS BARANG	BERAT BERSIH (KG)		PERUB	NILAI FOB (US \$)		PERUB
	JAN-JAN 2006	JAN-JAN 2007	%	JAN-JAN 2006	JAN-JAN 2007	%
(1)	(2)	(3)	(4)	(5)	(6)	(7)
TRINIDAD AND TOBAGO	139.192	194.703	39,88	124.024	237.672	91,63
BAHAMAS	109.678	158.071	44,12	247.183	305.435	23,57
JAMAICA	303.951	216.020	-28,93	463.893	363.748	-21,59
PUERTO RICO	1.040.721	1.066.813	2,51	2.426.323	2.510.684	3,48
BELIZE	19.092	30.895	61,82	39.158	23.004	-41,25
DOMINICAN REPUBLIC	793.264	843.390	6,32	1.166.839	1.482.252	27,03
EL SALVADOR	129.963	42.671	-67,17	134.982	75.561	-44,02
COSTA RICA	248.430	180.767	-27,24	367.416	297.573	-19,01
HAITI	3.747	4.870	29,97	4.526	3.548	-21,61
BARBADOS	144.747	174.067	20,26	220.663	338.401	53,36
ANTIGUA AND BARBUDA	42.119	102.320	142,93	104.950	171.841	63,74
ANGUILLA	12.744	26.316	106,50	50.832	62.737	23,42
ARUBA	154.629	203.616	31,68	335.808	371.139	10,52
BERMUDA	22.560	22.903	1,52	94.671	82.598	-12,75
CAPE VERDE	88.472	0	-100,00	76.368	0	-100,00
CAYMAN ISLANDS	208.544	39.742	-80,94	180.281	59.433	-67,03
DOMINICA	92.664	11.955	-87,10	175.498	36.397	-79,26
FALKLAND ISLANDS (MALVINAS)	7.374	8.048	9,14	23.917	26.330	10,09
FRENCH GUIANA	106.396	94.382	-11,29	178.718	176.064	-1,49
FRENCH POLYNESIA	1.338.925	1.092.992	-18,37	1.994.814	1.620.833	-18,75
GRENADA	9.058	11.585	27,90	26.537	42.630	60,64
MARTINIQUE	297.853	380.883	27,88	437.624	499.963	14,24
NETHERLANDS ANTILLES	325.443	415.656	27,72	553.199	845.538	52,85
NORFOLK ISLANDS	0	26.044	-	0	36.555	-
SAINT LUCIA	59.822	95.448	59,55	211.973	259.549	22,44
SAN MARINO	0	3.744	-	0	16.576	-
TURKS AND CAICOS ISLANDS	87.139	55.555	-36,25	223.774	136.538	-38,98
GUADELOUPE	520.248	619.221	19,02	916.006	973.951	6,33
SAINT KITTS AND NEVIS	13.728	3.262	-76,24	18.220	8.065	-55,74
UNITED KINGDOM	39.610.190	49.694.716	25,46	84.338.236	74.524.784	-11,64
NETHERLANDS	42.097.942	39.081.665	-7,16	94.464.382	109.972.973	16,42
FRANCE	38.597.183	35.653.647	-7,63	89.979.121	85.187.363	-5,33
GERMANY, FED. REP. OF	23.332.423	23.400.411	0,29	56.538.591	56.030.883	-0,90
AUSTRIA	591.204	540.649	-8,55	1.599.980	1.521.234	-4,92
BELGIUM	24.330.015	23.433.093	-3,69	64.663.648	63.553.359	-1,72
SWITZERLAND	490.034	867.502	77,03	1.645.410	2.295.008	39,48
LUXEMBOURG	14.040	16.679	18,80	18.745	90.512	382,86
DENMARK	8.353.084	7.250.062	-13,20	22.955.441	22.162.012	-3,46
NORWAY	990.854	2.209.983	123,04	2.391.397	5.264.193	120,13
SWEDEN	5.825.628	5.216.295	-10,46	12.244.545	11.845.579	-3,26
FINLAND	1.486.753	1.633.035	9,84	2.669.917	3.471.951	30,04
IRELAND	3.430.126	4.323.322	26,04	7.231.502	9.195.470	27,16
ITALY	41.481.753	19.629.285	-52,68	72.716.486	42.083.710	-42,13
SPAIN	29.992.977	27.750.445	-7,48	57.476.192	55.294.688	-3,80
PORTUGAL	1.420.771	2.116.364	48,96	2.846.925	3.453.082	21,29
ICELAND	96.209	99.670	3,60	277.061	248.612	-10,27
GREECE	3.446.657	3.225.571	-6,41	7.404.836	6.474.517	-12,56
CZECHOSLOVAKIA	101.533	55.816	-45,03	77.956	60.980	-21,78
HUNGARY	696.650	549.022	-21,19	1.140.435	766.586	-32,78
POLAND	916.767	1.099.240	19,90	1.571.887	1.878.831	19,53
ROMANIA	98.363	93.683	-4,76	191.384	135.577	-29,16
BULGARIA	171.781	109.398	-36,32	70.578	163.463	131,61
YUGOSLAVIA	64.452	42.876	-33,48	88.992	123.321	38,58
ALBANIA	0	3.432	-	0	1.430	-
ARMENIA	39.088	39.682	1,52	39.339	39.761	1,07
AZERBAIJAN	5.115	0	-100,00	9.760	0	-100,00
BELARUS	3.854	399	-89,65	11.717	386	-96,71
KAZAKHSTAN	2.700	5.686	110,59	5.158	25.194	388,45
MOLDOVA, REPUBLIC OF	0	1.373	-	0	1.024	-
UKRAINE	198.004	395.147	99,57	554.898	770.904	38,93
UZBEKISTAN	480	0	-100,00	1.200	0	-100,00
LITHUANIA	23.896	85.940	259,64	54.572	168.261	208,33
LATVIA	95.484	128.268	34,33	177.667	353.110	98,75
ESTONIA	134.955	251.484	86,35	185.654	389.373	109,73
GEORGIA	26.098	25.864	-0,90	70.363	95.399	35,58
CROATIA	531.180	712.830	34,20	860.950	1.142.596	32,71
MALTA	207.928	142.261	-31,58	418.300	288.098	-31,13
SLOVAKIA	63.960	103.730	62,18	68.019	79.458	16,82
SLOVENIA	287.765	324.531	12,78	604.893	572.272	-5,39
CZECH REPUBLIC	410.173	468.851	14,31	778.171	1.302.873	67,43
RUSSIA FEDERATION	385.154	522.748	35,72	647.496	1.134.708	75,25
-AN ORGANIK	1.623.791.191	1.694.741.015	4,37	408.425.629	473.922.724	16,04
JAPAN	172.345.380	249.402.999	44,71	42.875.076	74.702.461	74,23
HONG KONG	962.516	958.595	-0,41	261.715	186.475	-28,75
KOREA, DEMOCRATIC PEOPLE'S REPL	0	15.024.261	-	0	4.845.624	-
KOREA, REPUBLIC OF	179.750.044	272.856.216	51,80	44.393.837	70.270.750	58,29
TAIWAN	454.016.337	489.468.600	7,81	108.735.524	129.396.920	19,00

TABEL 5. PERKEMBANGAN EKSPOR INDONESIA MENURUT KOMODITI DAN NEGARA TUJUAN

JENIS BARANG	BERAT BERSIH (KG)		PERUB	NILAI FOB (US \$)		PERUB
	JAN-JAN 2006	JAN-JAN 2007	%	JAN-JAN 2006	JAN-JAN 2007	%
(1)	(2)	(3)	(4)	(5)	(6)	(7)
CHINA	88.672.336	36.974.498	-58,30	27.364.284	17.991.551	-34,25
PAPUA NEW GUINEA	362.401	167.733	-53,72	57.277	30.916	-46,02
THAILAND	164.830.212	89.115.827	-45,93	38.544.304	28.818.311	-25,23
SINGAPORE	34.339.687	44.286.457	28,97	11.893.874	15.439.196	29,81
PHILIPPINES	122.050.464	71.093.704	-41,75	30.524.337	16.064.525	-47,37
MALAYSIA	68.434.675	91.746.151	34,06	19.455.397	28.594.230	46,97
MYANMAR (FORM. BURMA)	719.662	1.605.926	123,15	226.493	479.440	111,68
CAMBODIA	0	1.910	-	0	16.020	-
BRUNEI DARUSSALAM	647.580	6.046.000	833,63	87.902	745.580	748,19
LAO PEOPLE'S DEMOCRATIC REPUBLI	12	0	-100,00	16	0	-100,00
VIET NAM	41.391.007	57.775.044	39,58	12.819.253	19.512.178	52,21
MALDIVES	40.453	10.620	-73,75	4.872	1.927	-60,45
INDIA	131.076.757	135.936.805	3,71	32.435.943	33.174.266	2,28
PAKISTAN	2.194.858	2.675.691	21,91	477.081	757.437	58,76
BANGLADESH	10.642.849	19.217.710	80,57	1.671.304	2.714.027	62,39
SRI LANKA	5.497.550	5.332.125	-3,01	1.430.862	1.729.449	20,87
IRAN (ISLAMIC REPUBLIC OF)	697	0	-100,00	1.450	0	-100,00
SAUDI ARABIA	361.669	938.071	159,37	244.256	642.932	163,22
TURKEY	197.474	103.030	-47,83	111.197	74.130	-33,33
UNITED ARAB EMIRATES	14.452	66.360	359,18	60.843	45.274	-25,59
EGYPT	20.000	92.400	362,00	2.200	65.559	2.879,95
SUDAN	128.700	214.500	66,67	24.710	37.752	52,78
TANZANIA, UNITED REPUBLIC OF	0	3.002.551	-	0	277.489	-
MADAGASCAR	0	477.000	-	0	90.570	-
KENYA	18.000	2.001.950	11.021,94	25.140	212.092	743,64
GHANA	412	0	-100,00	500	0	-100,00
GUINEA	0	44.000	-	0	6.424	-
NIGERIA	2.764	28.888	945,15	4.601	62.644	1.261,53
CENTRAL AFRICAN REPUBLIC	1.210	0	-100,00	1.781	0	-100,00
SOUTH AFRICA	2.416.685	3.311.711	37,04	684.508	1.097.621	60,35
MAURITIUS	4.769.559	4.682.100	-1,83	534.619	485.480	-9,19
AUSTRALIA	90.229.240	60.053.754	-33,44	21.136.558	16.258.191	-23,08
NEW ZEALAND	581.368	1.085.226	86,67	441.250	905.335	105,18
FIJI	5.627	246	-95,63	621	2.670	329,95
EAST TIMOR	147	510	246,94	40	237	492,50
UNITED STATES	32.168.360	22.381.280	-30,42	7.411.319	5.256.655	-29,07
CANADA	69.020	52.000	-24,66	36.654	38.000	3,67
GUATEMALA	0	20.000	-	0	9.000	-
VENEZUELA	227	0	-100,00	1.455	0	-100,00
BRAZIL	7.626.242	27.721	-99,64	1.926.541	4.788	-99,75
PUERTO RICO	500	0	-100,00	3.258	0	-100,00
UNITED KINGDOM	333.311	639.130	91,75	160.071	235.645	47,21
NETHERLANDS	196.248	129.738	-33,89	114.944	69.527	-39,51
FRANCE	1.139.319	729.403	-35,98	333.871	328.884	-1,49
GERMANY, FED. REP. OF	642.151	468.209	-27,09	199.418	158.333	-20,60
AUSTRIA	0	2.969	-	0	5.392	-
BELGIUM	1.312.024	1.080.064	-17,68	397.856	425.778	7,02
SWITZERLAND	2.101	0	-100,00	4.618	0	-100,00
DENMARK	240.003	100.003	-58,33	75.784	35.619	-53,00
NORWAY	264.000	0	-100,00	80.202	0	-100,00
SWEDEN	108.670	76.936	-29,20	82.992	174.554	110,33
FINLAND	221.640	239.461	8,04	81.861	93.618	14,36
ITALY	1.580.252	1.624.916	2,83	452.974	527.755	16,51
SPAIN	447.004	420.000	-6,04	132.592	143.088	7,92
PORTUGAL	86.000	110.000	27,91	25.337	36.212	42,92
GREECE	21.000	10	-99,95	5.250	16	-99,70
CZECHOSLOVAKIA	0	40.000	-	0	12.165	-
HUNGARY	412	0	-100,00	1.980	0	-100,00
ROMANIA	0	800.000	-	0	632.000	-
TAJIKISTAN	72.000	0	-100,00	20.885	0	-100,00
RUSSIA FEDERATION	537.923	6	-100,00	342.142	12	-100,00
-ORGANIK	2.296.444.425	2.428.497.260	5,75	1.530.640.047	1.883.666.021	23,06
JAPAN	326.147.834	287.272.424	-11,92	132.898.573	135.097.483	1,65
HONG KONG	27.626.339	15.719.980	-43,10	36.123.113	34.145.191	-5,48
KOREA, REPUBLIC OF	93.112.039	197.135.664	111,72	58.249.216	119.788.829	105,65
TAIWAN	110.936.636	142.469.658	28,42	43.038.175	112.786.702	162,06
CHINA	782.908.536	617.997.713	-21,06	569.822.951	557.236.730	-2,21
MACAU	0	9	-	0	360	-
PAPUA NEW GUINEA	360	15.138	4.105,00	432	29.455	6.718,29
THAILAND	140.782.737	168.740.143	19,86	94.218.027	118.738.177	26,02
SINGAPORE	32.067.819	90.700.690	182,84	26.302.104	81.143.113	208,50
PHILIPPINES	46.314.819	37.965.855	-18,03	20.615.331	21.843.067	5,96
MALAYSIA	321.839.745	344.316.813	6,98	152.343.558	185.372.939	21,68
MYANMAR (FORM. BURMA)	1.736.028	1.898.355	9,35	1.471.449	1.150.724	-21,80
CAMBODIA	3.341.382	1.950.186	-41,64	3.228.708	2.373.229	-26,50
BRUNEI DARUSSALAM	55.614	39.351	-29,24	72.345	57.346	-20,73
LAO PEOPLE'S DEMOCRATIC REPUBLI	12	0	-100,00	15	0	-100,00

TABEL 5. PERKEMBANGAN EKSPOR INDONESIA MENURUT KOMODITI DAN NEGARA TUJUAN

JENIS BARANG	BERAT BERSIH (KG)		PERUB	NILAI FOB (US \$)		PERUB
	JAN-JAN 2006	JAN-JAN 2007	%	JAN-JAN 2006	JAN-JAN 2007	%
(1)	(2)	(3)	(4)	(5)	(6)	(7)
NEPAL	193.956	215.310	11,01	170.630	224.794	31,74
VIET NAM	45.872.415	49.429.844	7,76	31.923.358	38.438.787	20,41
MALDIVES	0	5.080	-	0	13.418	-
INDIA	50.731.247	106.663.353	110,25	37.343.638	78.230.099	109,49
PAKISTAN	20.116.953	14.415.944	-28,34	21.386.170	14.405.468	-32,64
BANGLADESH	3.607.747	6.498.375	80,12	2.799.328	4.343.940	55,18
SRI LANKA	536.236	531.328	-0,92	535.157	1.282.458	139,64
AFGHANISTAN	9.844	50.746	415,50	58.476	191.877	228,13
IRAN (ISLAMIC REPUBLIC OF)	2.288.794	4.423.450	93,27	2.390.636	4.607.900	92,75
SAUDI ARABIA	1.191.630	3.166.423	165,72	2.362.654	4.300.954	82,04
KUWAIT	108.903	110.926	1,86	204.693	219.249	7,11
JORDAN	816.888	1.380.647	69,01	913.265	1.028.606	12,63
LEBANON	34.600	49.400	42,77	46.369	74.488	60,64
YEMEN	0	89.949	-	0	122.583	-
OMAN	12.858	1.852	-85,60	40.211	21.700	-46,03
SYRIA ARAB REPUBLIC	329.829	327.342	-0,75	451.102	451.290	0,04
TURKEY	2.489.354	5.232.646	110,20	2.283.959	4.998.937	118,87
UNITED ARAB EMIRATES	1.289.849	4.502.039	249,04	1.459.264	3.540.355	142,61
QATAR	2.740	2.731	-0,33	14.962	113.394	-23,85
CYPRUS	0	17.500	-	0	23.521	-
EGYPT	2.725.056	3.487.279	27,97	2.353.758	3.042.298	29,25
LIBYAN ARAB JAMAHIRIYA	0	9.349	-	0	4.487	-
MOROCCO	393.750	591.200	50,15	724.379	507.806	-29,90
TUNISIA	73.600	40.000	-45,65	82.732	43.600	-47,30
ALGERIA	37.500	115.350	207,60	65.033	170.420	162,05
SUDAN	101.600	36.351	-64,22	60.472	58.440	-3,36
ERITREA	1.037	0	-100,00	2.750	0	-100,00
ETHIOPIA	17.000	3.230	-81,00	31.450	52.173	65,89
TANZANIA, UNITED REPUBLIC OF	281.218	299.200	6,39	152.935	126.503	-17,28
MADAGASCAR	242.678	264.840	9,13	246.659	335.126	35,87
SOMALIA	0	978	-	0	14.990	-
KENYA	334.283	308.252	-7,79	397.039	300.982	-24,19
MOZAMBIQUE	80.000	440.000	450,00	64.400	270.700	320,34
TOGO	174.361	0	-100,00	177.734	0	-100,00
GHANA	1.170.133	437.480	-62,61	1.077.982	369.874	-65,69
GUINEA	32.640	13.455	-58,78	40.725	26.910	-33,92
CONGO	9.600	0	-100,00	18.240	0	-100,00
CAMEROON	15.000	21.600	44,00	30.000	7.236	-75,88
NIGERIA	10.091.125	10.752.961	6,56	5.817.832	6.934.361	19,19
SIERRA LEONE	476.545	282.227	-40,78	482.745	313.415	-35,08
GABON	16.875	0	-100,00	18.750	0	-100,00
COTE D'IVOIRE	212.800	367.200	72,56	101.618	136.897	34,72
SENEGAL	43.200	34.170	-20,90	13.625	25.891	90,03
MALI	19.976	0	-100,00	21.773	0	-100,00
BENIN	0	14.341	-	0	28.540	-
GAMBIA	14.940	0	-100,00	26.892	0	-100,00
SEYCHELLES	30	0	-100,00	350	0	-100,00
NIGER	0	81.720	-	0	98.064	-
DJIBOUTI	95.241	20.000	-79,00	73.603	13.200	-82,07
SAINT HELENA	0	63.000	-	0	52.486	-
SWAZILAND	0	325	-	0	22.904	-
SOUTH AFRICA	2.179.098	3.319.406	52,33	2.685.833	3.307.216	23,14
ZIMBABWE	0	20.000	-	0	12.000	-
ZAMBIA	0	40.000	-	0	25.600	-
MALAWI	220.000	440.000	100,00	156.644	270.500	72,68
MAURITIUS	173.429	190.089	9,61	165.997	222.591	34,09
ZAIRE	19.863	28.800	44,99	22.842	46.368	102,99
AUSTRALIA	26.814.527	27.105.493	1,09	23.218.737	26.990.485	16,24
NEW ZEALAND	4.367.449	2.999.676	-31,32	4.353.566	2.881.053	-33,82
NEW CALEDONIA	60	0	-100,00	185	0	-100,00
NORTHERN MARIANA ISLANDS	0	21.000	-	0	22.992	-
AMERICAN SAMOA	36.110	0	-100,00	47.271	0	-100,00
FIJI	50.065	20.533	-58,99	55.377	24.338	-56,05
SAMOA	2.881	0	-100,00	4.401	0	-100,00
SOLOMON ISLANDS	1.246	2.148	72,39	10.176	7.705	-24,28
TOKELAU	0	100.000	-	0	102.100	-
EAST TIMOR	76.111	211.332	177,66	162.860	258.798	58,91
UNITED STATES	51.660.070	56.352.265	9,08	38.086.831	57.635.925	51,33
CANADA	2.821.162	2.775.844	-1,61	2.456.414	2.343.083	-4,61
MEXICO	738.907	1.422.037	92,45	903.878	1.900.222	110,23
GUATEMALA	39.960	169.360	323,82	13.101	59.452	353,80
HONDURAS	0	21.600	-	0	8.364	-
PANAMA	34.000	0	-100,00	37.545	0	-100,00
SURINAME	18.160	0	-100,00	19.249	0	-100,00
CHILE	1.530.320	635.920	-58,45	1.696.612	549.995	-67,58
VENEZUELA	314.412	475.498	51,23	375.532	578.116	53,95
ARGENTINA	902.380	2.311.188	156,12	1.045.561	1.962.443	87,69
BRAZIL	2.971.677	14.721.114	395,38	4.085.968	9.627.707	135,63

TABEL 5. PERKEMBANGAN EKSPOR INDONESIA MENURUT KOMODITI DAN NEGARA TUJUAN

JENIS BARANG	BERAT BERSIH (KG)		PERUB	NILAI FOB (US \$)		PERUB
	JAN-JAN 2006	JAN-JAN 2007	%	JAN-JAN 2006	JAN-JAN 2007	%
	(1)	(2)	(3)	(4)	(5)	(6)
COLOMBIA	690.048	1.970.798	185,60	872.043	2.135.426	144,88
URUGUAY	2.200	57.400	2.509,09	564.300	562.463	-0,33
PARAGUAY	64.800	136.800	111,11	22.781	84.911	272,73
ECUADOR	36.629	69.200	88,92	37.800	88.280	133,54
PERU	595.399	566.350	-4,88	676.450	946.004	39,85
GUYANA	0	20.000	-	0	19.041	-
TRINIDAD AND TOBAGO	21.000	262	-98,75	18.270	2.328	-87,26
JAMAICA	48.196	22.337	-53,65	43.748	21.502	-50,85
PUERTO RICO	5.400	8.500	57,41	300.584	583.859	94,24
DOMINICAN REPUBLIC	51.000	112.698	120,98	51.513	108.552	110,73
EL SALVADOR	0	19.500	-	0	5.265	-
COSTA RICA	55.538	21.600	-61,11	53.297	7.560	-85,82
HAITI	58.532	38.556	-34,13	59.400	48.195	-18,86
DOMINICA	0	237.600	-	0	85.496	-
UNITED KINGDOM	8.777.035	12.820.134	46,06	9.114.229	13.441.582	47,48
NETHERLANDS	36.148.567	28.065.104	-22,36	36.825.966	35.095.664	-4,70
FRANCE	2.261.124	4.274.000	89,02	3.947.056	6.164.023	56,17
GERMANY, FED. REP. OF	14.966.648	21.321.240	42,46	21.344.329	28.138.039	31,83
AUSTRIA	93.850	6.525	-93,05	282.049	458.967	62,73
BELGIUM	61.351.744	55.845.116	-8,98	73.267.902	75.815.524	3,48
SWITZERLAND	1.256.062	185.714	-85,21	1.658.705	549.945	-66,84
DENMARK	695.000	51.000	-92,66	695.832	29.436	-95,77
NORWAY	946.238	1.216.134	28,52	737.965	1.074.201	45,56
SWEDEN	1.696.000	1.399.998	-17,45	1.981.032	1.681.476	-15,12
FINLAND	2.455.651	2.076.478	-15,44	3.353.507	2.793.410	-16,70
IRELAND	286.193	227.684	-20,44	1.490.464	1.022.869	-31,37
ITALY	3.195.781	30.917.901	867,46	5.827.342	29.216.855	401,38
SPAIN	8.362.796	16.450.833	96,71	10.203.281	17.878.536	75,22
PORTUGAL	8.109.077	739.115	-90,89	6.266.050	709.993	-88,67
GREECE	1.092.000	479.254	-56,11	743.239	644.775	-13,25
CZECHOSLOVAKIA	332.586	388.274	16,74	422.993	644.135	52,28
HUNGARY	254.170	187.132	-26,38	506.249	391.099	-22,75
POLAND	2.552.500	294.000	-88,48	2.657.367	425.691	-83,98
ROMANIA	221.000	157.750	-28,62	274.593	206.055	-24,96
BULGARIA	317.200	637.169	100,87	216.856	510.598	135,45
TURKMENISTAN	1.099	0	-100,00	1.835	0	-100,00
UKRAINE	162.550	792.950	387,82	257.665	1.027.832	298,90
LITHUANIA	204.000	512.500	151,23	231.999	665.369	186,80
LATVIA	68.000	105.000	54,41	84.093	131.636	56,54
ESTONIA	0	89.799	-	0	82.042	-
CROATIA	0	994	-	0	2.484	-
SLOVENIA	80.000	990.994	1.138,74	95.000	1.215.667	1.179,65
CZECH REPUBLIC	2.660.000	1.408.500	-47,05	2.991.273	1.687.847	-43,57
RUSSIA FEDERATION	8.132.994	9.169.692	12,75	8.005.065	9.171.870	14,58
-LAINNYA	367.850.209	762.508.309	107,29	140.847.388	339.790.933	141,25
JAPAN	27.692.860	80.342.735	190,12	15.309.604	47.492.607	210,21
HONG KONG	611	61.990	10.045,66	6.095	108.133	1.674,13
KOREA, REPUBLIC OF	100.063.766	125.868.252	25,79	56.400.595	73.228.571	29,84
TAIWAN	135.885	36.459.140	26.730,88	127.521	20.435.846	15.925,48
CHINA	349.164	35.471.703	10.059,04	326.354	15.519.329	4.655,37
MACAU	6.060	0	-100,00	3.945	0	-100,00
THAILAND	542.990	26.834.178	4.841,93	551.278	12.261.672	2.124,23
SINGAPORE	194.788.311	405.599.276	108,23	55.471.665	151.718.310	173,51
PHILIPPINES	1.093.440	20.399.284	1.765,61	568.121	10.735.278	1.789,61
MALAYSIA	13.963.743	10.582.940	-24,21	6.787.682	6.166.516	-9,15
MYANMAR (FORM. BURMA)	1.900.991	843.692	-55,62	1.553.684	1.115.747	-28,19
CAMBODIA	0	21	-	0	267	-
VIET NAM	189.159	27.697	-85,36	161.479	54.965	-65,96
MALDIVES	32.785	3.179	-90,30	179.534	6.985	-96,11
INDIA	26	13.378	51.353,85	27	19.067	70.518,52
PAKISTAN	8.040	9.159	13,92	5.018	10.338	106,02
BANGLADESH	521.575	174.654	-66,51	484.471	166.197	-65,70
SRI LANKA	8.350	17.031	103,96	15.175	39.859	162,66
UNITED ARAB EMIRATES	9	6.104	67.722,22	248	16.850	6.694,35
EGYPT	7.383	0	-100,00	11.600	0	-100,00
MADAGASCAR	0	262	-	0	100	-
TOGO	21.844	0	-100,00	112.853	0	-100,00
SOUTH AFRICA	0	18	-	0	33	-
COMOROS	103	0	-100,00	800	0	-100,00
AUSTRALIA	892	310	-65,25	1.926	2.745	42,52
NEW ZEALAND	134	19.018	14.092,54	609	26.639	4.274,22
EAST TIMOR	0	6.000	-	0	17.900	-
UNITED STATES	5.009.613	20.417	-99,59	2.327.627	39.595	-98,30
NICARAGUA	165	0	-100,00	5.554	0	-100,00
SAINT LUCIA	0	258	-	0	57	-
UNITED KINGDOM	1.438	0	-100,00	2.466	0	-100,00
NETHERLANDS	229	590	157,64	969	1.474	52,12

TABEL 5. PERKEMBANGAN EKSPOR INDONESIA MENURUT KOMODITI DAN NEGARA TUJUAN

JENIS BARANG	BERAT BERSIH (KG)		PERUB	NILAI FOB (US \$)		PERUB
	JAN-JAN 2006	JAN-JAN 2007	%	JAN-JAN 2006	JAN-JAN 2007	%
(1)	(2)	(3)	(4)	(5)	(6)	(7)
FRANCE	0	31	-	0	51	-
GERMANY, FED. REP. OF	36	888	2.366,67	215	104.686	48.591,16
BELGIUM	50	0	-100,00	394	0	-100,00
SWITZERLAND	0	101	-	0	3.450	-
ITALY	21.510.504	19.746.000	-8,20	428.841	497.599	16,03
PORTUGAL	0	3	-	0	67	-
MALTA	53	0	-100,00	1.038	0	-100,00
PUPUK	724.034.225	96.481.013	-86,67	171.647.623	19.515.329	-88,63
JAPAN	40.372.220	35.691.730	-11,59	5.768.153	4.694.543	-18,61
HONG KONG	578	99	-82,87	925	235	-74,59
KOREA, REPUBLIC OF	57.297.900	546.988	-99,05	13.291.384	68.245	-99,49
TAIWAN	38.159.850	533.699	-98,60	9.503.866	90.151	-99,05
CHINA	243.327	104.354	-57,11	80.124	70.029	-12,60
THAILAND	125.374.415	7.147.849	-94,30	31.787.218	1.643.668	-94,83
SINGAPORE	19.413.867	1.640.196	-91,55	6.815.270	332.248	-95,12
PHILIPPINES	80.217.298	6.559.807	-91,82	19.250.282	1.425.447	-92,60
MALAYSIA	35.904.618	9.654.485	-73,11	8.837.631	2.292.312	-74,06
MYANMAR (FORM. BURMA)	0	700.000	-	0	109.029	-
VIET NAM	52.558.722	28.894.046	-45,03	11.974.795	6.996.805	-41,57
INDIA	6.364.320	1.000	-99,98	1.595.824	3.000	-99,81
PAKISTAN	20.700.000	0	-100,00	5.257.800	0	-100,00
BANGLADESH	100	0	-100,00	650	0	-100,00
SAUDI ARABIA	1.000	0	-100,00	115	0	-100,00
JORDAN	0	44.000	-	0	13.640	-
OMAN	21.999	22.000	0,00	2.840	3.300	16,20
UNITED ARAB EMIRATES	0	44.000	-	0	6.600	-
EGYPT	0	200.000	-	0	69.700	-
KENYA	211.700	747.454	253,07	52.914	187.680	254,69
MAURITIUS	20.000	0	-100,00	5.100	0	-100,00
AUSTRALIA	23.589.855	3.051.602	-87,06	5.415.878	646.607	-88,06
NEW ZEALAND	30.601	67.000	118,95	16.946	8.865	-47,69
MICRONESIA, FEDERATED STATES OF	0	6	-	0	14	-
FIJI	99.999	0	-100,00	31.840	0	-100,00
EAST TIMOR	49	0	-100,00	52	0	-100,00
UNITED STATES	162.629.959	273.049	-99,83	37.899.681	59.171	-99,84
CANADA	50.482.147	0	-100,00	11.557.931	0	-100,00
BRAZIL	0	21.546	-	0	60.329	-
NETHERLANDS	15.238	30.146	97,83	6.961	15.484	122,44
FRANCE	44.000	0	-100,00	3.630	0	-100,00
GERMANY, FED. REP. OF	4	950	23.650,00	30	2.655	8.750,00
AUSTRIA	0	72.000	-	0	9.360	-
BELGIUM	0	125.500	-	0	505.000	-
SWITZERLAND	0	52	-	0	1.930	-
IRELAND	220.000	220.000	0,00	25.300	25.300	0,00
ITALY	20.000	11.795	-41,03	1.200	67.482	5.523,50
SPAIN	19.460	75.460	287,77	26.240	105.600	302,44
PORTUGAL	999	0	-100,00	93	0	-100,00
GREECE	20.000	0	-100,00	32.800	0	-100,00
BULGARIA	10.000.000	200	-100,00	2.404.150	900	-99,96
PRODUK PHARMASI	8.124.658	9.488.106	16,78	97.046.059	131.790.259	35,80
JAPAN	142.221	177.601	24,88	8.992.515	12.115.828	34,73
HONG KONG	156.354	96.772	-38,11	2.790.648	2.669.024	-4,36
KOREA, REPUBLIC OF	75.605	75.988	0,51	18.263.714	23.802.760	30,33
TAIWAN	164.383	327.609	99,30	341.866	465.753	36,24
CHINA	150.289	35.075	-76,66	209.803	590.813	181,60
MONGOLIA	6.391	51.917	712,35	82.262	373.999	354,64
MACAU	256	4.119	1.508,98	6.455	23.094	257,77
PAPUA NEW GUINEA	26.728	19.193	-28,19	60.983	162.552	166,55
THAILAND	422.641	410.318	-2,92	14.944.547	17.701.775	18,45
SINGAPORE	590.408	533.873	-9,58	4.683.929	5.707.006	21,84
PHILIPPINES	533.903	654.631	22,61	6.557.644	9.183.839	40,05
MALAYSIA	1.059.669	896.824	-15,37	4.681.099	3.309.625	-29,30
MYANMAR (FORM. BURMA)	933.906	340.545	-63,54	2.271.608	3.099.061	36,43
CAMBODIA	62.213	78.299	25,86	1.234.877	1.822.848	47,61
BRUNEI DARUSSALAM	24.413	18.690	-23,44	176.820	160.318	-9,33
LAO PEOPLE'S DEMOCRATIC REPUBLI	0	1	-	0	10	-
NEPAL	2.201	1.027	-53,34	17.463	142.944	718,55
VIET NAM	211.251	396.930	87,89	5.536.474	5.669.508	2,40
INDIA	7.907	10.154	28,42	2.471.007	12.834.486	419,40
PAKISTAN	149.764	181.813	21,40	1.444.827	1.990.511	37,77
BANGLADESH	63.894	90.839	42,17	68.973	2.817.777	3.985,33
SRI LANKA	1.195.690	3.105.017	159,68	3.169.101	5.139.569	62,18
AFGHANISTAN	0	12.726	-	0	323.157	-
IRAN (ISLAMIC REPUBLIC OF)	0	9	-	0	40	-
SAUDI ARABIA	154.646	61.300	-60,36	187.074	214.663	14,75
KUWAIT	0	558	-	0	11.860	-

TABEL 5. PERKEMBANGAN EKSPOR INDONESIA MENURUT KOMODITI DAN NEGARA TUJUAN

JENIS BARANG	BERAT BERSIH (KG)		PERUB	NILAI FOB (US \$)		PERUB
	JAN-JAN 2006	JAN-JAN 2007	%	JAN-JAN 2006	JAN-JAN 2007	%
(1)	(2)	(3)	(4)	(5)	(6)	(7)
JORDAN	6.466	7.821	20,96	40.765	222.926	446,86
LEBANON	12.051	28	-99,77	14.207	1.504	-89,41
YEMEN	4.579	17.156	274,67	156.400	31.043	-80,15
OMAN	0	310	-	0	1.193	-
UNITED ARAB EMIRATES	21.233	8.383	-60,52	164.131	134.949	-17,78
BAHRAIN	898	826	-8,02	14.692	12.894	-12,24
EGYPT	0	241	-	0	260.050	-
LIBYAN ARAB JAMAHIRIYA	178	0	-100,00	12.310	0	-100,00
TUNISIA	11	0	-100,00	35	0	-100,00
ALGERIA	1.570	3.606	129,68	366.000	1.098.100	200,03
SUDAN	0	6.962	-	0	82.253	-
LESOTHO	0	174	-	0	9.319	-
ETHIOPIA	0	2.622	-	0	175.543	-
TANZANIA, UNITED REPUBLIC OF	11.600	2.427	-79,08	52.000	122.804	136,16
KENYA	11.557	5.770	-50,07	283.555	35.793	-87,38
MOZAMBIQUE	4.305	0	-100,00	19.011	0	-100,00
EQUATORIAL GUINEA	12.239	12.012	-1,85	133.182	133.921	0,55
TOGO	18.662	50.693	171,64	207.337	559.048	169,63
GHANA	0	12.134	-	0	138.613	-
GUINEA	0	8.077	-	0	733.106	-
CAMEROON	70	961	1.272,86	8.504	23.656	178,17
NIGERIA	1.393.369	1.283.209	-7,91	13.832.952	12.039.505	-12,97
GABON	0	12.166	-	0	139.108	-
COTE D'IVOIRE	12.898	27.775	115,34	141.453	333.803	135,98
SENEGAL	0	6.314	-	0	28.849	-
BENIN	0	4.138	-	0	8.448	-
SOUTH AFRICA	4.343	15.592	259,01	30.967	927.051	2.893,67
MAURITIUS	31	0	-100,00	5.100	0	-100,00
AUSTRALIA	20.054	25.532	27,32	375.663	477.867	27,21
NEW ZEALAND	175	112	-36,00	189	154	-18,52
GUAM	0	4	-	0	2.018	-
VANUATU	441	0	-100,00	772	0	-100,00
COOK ISLANDS	1.829	0	-100,00	1.605	0	-100,00
FIJI	4.288	993	-76,84	19.136	34.521	80,40
SAMOA	0	1.317	-	0	66.979	-
SOLOMON ISLANDS	87	1.018	1.070,11	142	1.150	709,86
TONGA	236	0	-100,00	296	0	-100,00
EAST TIMOR	3.326	17.972	440,35	27.043	110.326	307,97
UNITED STATES	329.166	255.937	-22,25	326.112	374.241	14,76
CANADA	0	2	-	0	20	-
MEXICO	2.409	1.671	-30,64	615.774	568.460	-7,68
GUATEMALA	0	1.987	-	0	25.641	-
PANAMA	0	6.361	-	0	219.737	-
CUBA	0	80	-	0	2.670	-
SURINAME	3.421	6.724	96,55	54.068	22.006	-59,30
VENEZUELA	0	1.792	-	0	140.703	-
COLOMBIA	44	1.453	3.202,27	1.827	11.305	518,77
ECUADOR	808	13.785	1.606,06	59.923	342.824	472,11
PERU	74	182	145,95	5.448	14.074	158,33
TRINIDAD AND TOBAGO	3.041	0	-100,00	29.770	0	-100,00
EL SALVADOR	0	1.303	-	0	78.366	-
NETHERLANDS ANTILLES	8.861	1.480	-83,30	210.660	30.691	-85,43
UNITED KINGDOM	28.111	3.142	-88,82	109.635	78.804	-28,12
NETHERLANDS	6.828	26.238	284,27	191.657	233.783	21,98
FRANCE	13.568	3.592	-73,53	210.210	153.257	-27,09
GERMANY, FED. REP. OF	26.949	9.904	-63,25	816.171	366.341	-55,11
AUSTRIA	0	1.255	-	0	39.200	-
BELGIUM	6.826	4.914	-28,01	49.801	184.161	269,79
SWITZERLAND	33	1.959	5.836,36	256	45.781	17.783,20
NORWAY	668	576	-13,77	25.827	37.003	43,27
SWEDEN	454	237	-47,80	12.196	6.957	-42,96
FINLAND	20	17	-15,00	46	50	8,70
ITALY	1.066	1.223	14,73	682	1.199	75,81
SPAIN	2.200	810	-63,18	43.819	200.123	356,70
GREECE	500	0	-100,00	57.826	0	-100,00
POLAND	7.439	20.013	169,03	114.672	276.217	140,88
ROMANIA	243	2.615	976,13	2.179	2.595	19,09
TURKMENISTAN	0	74	-	0	5.338	-
UZBEKISTAN	0	434	-	0	39.172	-
LATVIA	700	0	-100,00	6.364	0	-100,00
CROATIA	0	13	-	0	26	-
RUSSIA FEDERATION	0	160	-	0	10.200	-
KULIT DAN BARANG DARI KULIT	17.616.298	13.356.531	-24,18	130.338.763	177.481.203	36,17
JAPAN	164.492	178.807	8,70	3.208.375	3.904.156	21,69
HONG KONG	2.436.772	1.530.949	-37,17	26.014.718	27.618.031	6,16
KOREA, REPUBLIC OF	177.392	601.167	238,89	3.348.764	3.018.125	-9,87
TAIWAN	143.638	380.248	164,73	1.892.059	4.971.933	162,78

TABEL 5. PERKEMBANGAN EKSPOR INDONESIA MENURUT KOMODITI DAN NEGARA TUJUAN

JENIS BARANG	BERAT BERSIH (KG)		PERUB	NILAI FOB (US \$)		PERUB
	JAN-JAN 2006	JAN-JAN 2007	%	JAN-JAN 2006	JAN-JAN 2007	%
(1)	(2)	(3)	(4)	(5)	(6)	(7)
CHINA	2.210.622	1.543.282	-30,19	10.012.208	25.266.382	152,36
MACAU	75	896	1.094,67	2.258	36.956	1.536,67
PAPUA NEW GUINEA	523	9.020	1.624,67	2.245	24.720	1.001,11
THAILAND	1.518.806	584.754	-61,50	9.623.642	8.911.244	-7,40
SINGAPORE	432.447	947.283	119,05	10.694.205	17.255.426	61,35
PHILIPPINES	24.991	42.249	69,06	311.151	388.223	24,77
MALAYSIA	552.686	1.455.327	163,32	5.229.514	22.437.378	329,05
CAMBODIA	8.664	15.383	77,55	121.019	358.991	196,64
BRUNEI DARUSSALAM	11.638	645	-94,46	7.994	44.990	462,80
VIET NAM	539.298	564.302	4,64	8.435.195	8.106.381	-3,90
MALDIVES	890	934	4,94	6.879	4.719	-31,40
INDIA	1.344.784	913.889	-32,04	7.447.491	10.974.193	47,35
PAKISTAN	13.795	25.714	86,40	42.939	31.027	-27,74
BANGLADESH	315.618	111.769	-64,59	1.247.196	1.643.144	31,75
SRI LANKA	4.321	3.334	-22,84	215.881	134.876	-37,52
IRAN (ISLAMIC REPUBLIC OF)	0	21.453	-	0	40.608	-
SAUDI ARABIA	4.564	238	-94,79	4.125	46.894	1.036,82
KUWAIT	240	2.400	900,00	9.886	6.564	-33,60
JORDAN	0	1	-	0	18	-
LEBANON	764	12.076	1.480,63	15.631	51.842	231,66
TURKEY	155.000	115.690	-25,36	113.689	81.312	-28,48
UNITED ARAB EMIRATES	4.022	604	-84,98	28.879	7.436	-74,25
QATAR	0	22	-	0	1.883	-
CYPRUS	1.133	0	-100,00	3.872	0	-100,00
EGYPT	15.218	326	-97,86	60.563	275	-99,55
LIBYAN ARAB JAMAHIRIYA	144	0	-100,00	574	0	-100,00
MOROCCO	2.924	0	-100,00	10.762	0	-100,00
TUNISIA	116	0	-100,00	156	0	-100,00
NAMIBIA	132	174	31,82	316	623	97,15
ETHIOPIA	1.050	0	-100,00	53.125	0	-100,00
TANZANIA, UNITED REPUBLIC OF	0	28	-	0	233	-
MADAGASCAR	486	928	90,95	911	1.675	83,86
KENYA	5	0	-100,00	100	0	-100,00
REUNION	9.041	5.340	-40,94	15.163	10.917	-28,00
GUINEA	3.746	0	-100,00	3.000	0	-100,00
GABON	0	789	-	0	900	-
COTE D'IVOIRE	41	0	-100,00	84	0	-100,00
MAURITANIA	546	0	-100,00	14	0	-100,00
U.S. VIRGIN ISLANDS	885	34	-96,16	12.605	118	-99,06
SEYCHELLES	126	1.661	1.218,25	1.038	2.252	116,96
UGANDA	0	20	-	0	418	-
SOUTH AFRICA	6.694	1.555	-76,77	26.718	7.694	-71,20
ZAMBIA	0	33	-	0	208	-
MAURITIUS	4.144	1.345	-67,54	4.435	1.306	-70,55
VIRGIN ISLANDS (BRITISH)	0	627	-	0	8.000	-
AUSTRALIA	399.401	37.816	-90,53	691.645	695.175	0,51
NEW ZEALAND	2.918	43.672	1.396,64	31.866	43.808	37,48
MICRONESIA, FEDERATED STATES OF	0	115	-	0	259	-
GUAM	370	247	-33,24	4.733	3.532	-25,38
NEW CALEDONIA	1.846	6.219	236,89	10.434	29.513	182,85
NORTHERN MARIANA ISLANDS	28	5	-82,14	106	203	91,51
VANUATU	12	0	-100,00	280	0	-100,00
FIJI	2.700	442	-83,63	13.655	1.758	-87,13
TONGA	1.183	0	-100,00	627	0	-100,00
EAST TIMOR	1.005	422	-58,01	434	242	-44,24
UNITED STATES	202.078	417.298	106,50	4.670.214	13.792.192	195,32
CANADA	63.538	9.940	-84,36	202.621	204.220	0,79
MEXICO	3.707	6.337	70,95	108.965	232.630	113,49
HONDURAS	133	0	-100,00	183	0	-100,00
PANAMA	7	26	271,43	32	120	275,00
CHILE	709	1.347	89,99	1.481	3.292	122,28
VENEZUELA	728	285	-60,85	1.488	1.289	-13,37
ARGENTINA	40	0	-100,00	62	0	-100,00
BRAZIL	256.911	69.735	-72,86	1.350.139	467.467	-65,38
COLOMBIA	0	80	-	0	276	-
URUGUAY	1.499	210	-85,99	2.034	716	-64,80
PERU	5.905	16	-99,73	2.736	78	-97,15
BAHAMAS	0	258	-	0	186	-
JAMAICA	506	1.420	180,63	13.449	18.212	35,42
PUERTO RICO	80	564	605,00	477	15.760	3.203,98
DOMINICAN REPUBLIC	538	1.325	146,28	1.706	2.709	58,79
COSTA RICA	12.212	126	-98,97	22.902	835	-96,35
BARBADOS	1.241	35	-97,18	1.188	5.635	374,33
ANTIGUA AND BARBUDA	0	3	-	0	30	-
ARUBA	17	0	-100,00	345	0	-100,00
BERMUDA	70	226	222,86	400	1.579	294,75
FRENCH GUIANA	20	48	140,00	75	455	506,67
FRENCH POLYNESIA	1.732	2.390	37,99	2.084	12.256	488,10

TABEL 5. PERKEMBANGAN EKSPOR INDONESIA MENURUT KOMODITI DAN NEGARA TUJUAN

JENIS BARANG	BERAT BERSIH (KG)		PERUB	NILAI FOB (US \$)		PERUB
	JAN-JAN 2006	JAN-JAN 2007	%	JAN-JAN 2006	JAN-JAN 2007	%
(1)	(2)	(3)	(4)	(5)	(6)	(7)
MARTINIQUE	154	743	382,47	851	4.274	402,23
NETHERLANDS ANTILLES	1.173	1.293	10,23	8.252	32.013	287,94
SAINT LUCIA	0	11	-	0	200	-
GUADELOUPE	1.119	1.574	40,66	4.329	2.959	-31,65
UNITED KINGDOM	185.251	73.842	-60,14	3.241.689	1.321.579	-59,23
NETHERLANDS	1.039.833	390.262	-62,47	5.046.629	2.986.360	-40,82
FRANCE	70.633	66.645	-5,65	508.803	983.900	93,38
GERMANY, FED. REP. OF	508.167	200.698	-60,51	4.760.970	4.614.849	-3,07
AUSTRIA	115	1.335	1.060,87	244	25.412	10.314,75
BELGIUM	105.452	6.066	-94,25	148.909	58.776	-60,53
SWITZERLAND	2.782	1.131	-59,35	58.629	43.481	-25,84
DENMARK	3.318	1.825	-45,00	99.237	23.857	-75,96
NORWAY	1.743.301	1.651.037	-5,29	3.545.427	3.436.939	-3,06
SWEDEN	57.836	90.628	56,70	286.564	333.897	16,52
FINLAND	6.964	6.546	-6,00	29.585	12.803	-56,72
IRELAND	1.260	2.529	100,71	5.177	13.165	154,30
ITALY	1.007.043	466.001	-53,73	8.335.907	6.741.800	-19,12
SPAIN	1.463.980	680.108	-53,54	7.933.541	5.616.229	-29,21
PORTUGAL	92.502	6.408	-93,07	525.295	157.099	-70,09
ICELAND	5.307	9.330	75,81	20.528	27.634	34,62
GREECE	6.139	13.515	120,15	52.764	31.007	-41,23
HUNGARY	3.998	734	-81,64	2.209	3.359	52,06
POLAND	1.278	1.387	8,53	4.694	18.274	289,31
ROMANIA	0	265	-	0	75	-
BULGARIA	1.129	4.639	310,89	3.475	15.078	333,90
YUGOSLAVIA	0	15	-	0	285	-
UKRAINE	54	46	-14,81	1.249	2.815	125,38
LITHUANIA	0	38	-	0	504	-
CROATIA	591	923	56,18	3.621	4.166	15,05
MALTA	646	113	-82,51	7.924	1.503	-81,03
SLOVAKIA	3.783	933	-75,34	159.439	30.359	-80,96
SLOVENIA	508	0	-100,00	2.399	0	-100,00
CZECH REPUBLIC	9	8	-11,11	42	54	28,57
RUSSIA FEDERATION	228.366	0	-100,00	174.641	0	-100,00
KACA DAN BARANG DARI KACA	822.206.729	777.570.598	-5,43	397.563.154	386.876.134	-2,69
JAPAN	74.560.335	88.055.923	18,10	48.208.599	66.927.602	38,83
HONG KONG	4.727.780	3.040.623	-35,69	2.836.499	1.336.399	-52,89
KOREA, DEMOCRATIC PEOPLE'S REPL	2.084	0	-100,00	17.049	0	-100,00
KOREA, REPUBLIC OF	25.973.700	27.365.787	5,36	11.694.590	9.438.205	-19,29
TAIWAN	18.462.466	15.307.909	-17,09	6.885.468	5.461.602	-20,68
CHINA	36.186.153	29.252.498	-19,16	26.458.625	17.632.640	-33,36
MACAU	19.392	0	-100,00	3.232	0	-100,00
PAPUA NEW GUINEA	2.899.120	1.132.316	-60,94	973.642	687.086	-29,43
THAILAND	72.120.599	40.433.055	-43,94	24.378.320	15.388.508	-36,88
SINGAPORE	32.485.200	27.402.434	-15,65	27.000.042	27.686.584	2,54
PHILIPPINES	30.692.305	18.574.699	-39,48	11.783.368	7.966.674	-32,39
MALAYSIA	67.816.913	68.967.542	1,70	26.925.021	29.011.213	7,75
MYANMAR (FORM. BURMA)	6.918.370	11.225.261	62,25	1.556.333	2.562.598	64,66
CAMBODIA	1.239.484	968.880	-21,83	390.282	325.955	-16,48
BRUNEI DARUSSALAM	1.112.984	906.659	-18,54	426.353	409.738	-3,90
NEPAL	20.570	21.350	3,79	9.917	13.186	32,96
VIET NAM	9.512.190	15.488.251	62,83	4.657.360	8.260.554	77,37
MALDIVES	1.000.823	705.400	-29,52	317.759	296.902	-6,56
INDIA	39.939.639	50.233.503	25,77	16.453.283	19.568.169	18,93
PAKISTAN	11.243.405	8.169.821	-27,34	7.867.666	5.489.799	-30,22
BANGLADESH	17.429.652	5.951.279	-65,86	4.362.718	2.035.819	-53,34
SRI LANKA	5.887.197	4.466.613	-24,13	2.066.164	1.751.308	-15,24
AFGHANISTAN	1.220.759	565.408	-53,68	736.877	361.275	-50,97
IRAQ	22.118	57.488	159,92	12.800	47.353	269,95
IRAN (ISLAMIC REPUBLIC OF)	5.291.122	3.132.285	-40,80	2.891.379	2.021.397	-30,09
SAUDI ARABIA	8.184.610	3.437.872	-58,00	3.741.115	1.765.379	-52,81
KUWAIT	1.764.707	1.793.546	1,63	746.342	745.085	-0,17
JORDAN	3.660.557	1.783.324	-51,28	1.891.977	1.048.302	-44,59
LEBANON	9.804.362	1.042.794	-89,36	2.431.583	401.591	-83,48
PALESTINA	0	19.581	-	0	9.986	-
YEMEN	2.015.729	2.073.385	2,86	626.306	779.543	24,47
OMAN	202.606	99.337	-50,97	104.835	54.007	-48,48
SYRIA ARAB REPUBLIC	3.568.804	4.056.466	13,66	3.638.851	3.743.783	2,88
TURKEY	17.857.047	44.189.371	147,46	8.032.907	13.440.003	67,31
UNITED ARAB EMIRATES	12.652.388	11.619.843	-8,16	6.302.808	6.178.034	-1,98
QATAR	223.311	543.553	143,41	110.574	268.241	142,59
BAHRAIN	293.151	164.191	-43,99	112.579	55.457	-50,74
CYPRUS	281.434	196.756	-30,09	129.072	239.514	85,57
EGYPT	12.521.970	11.831.956	-5,51	4.194.978	4.538.931	8,20
LIBYAN ARAB JAMAHIRIYA	297.110	197.745	-33,44	180.195	109.410	-39,28
MOROCCO	1.454.404	1.887.503	29,78	735.092	755.768	2,81
TUNISIA	783.400	29.620	-96,22	237.082	14.628	-93,83

TABEL 5. PERKEMBANGAN EKSPOR INDONESIA MENURUT KOMODITI DAN NEGARA TUJUAN

JENIS BARANG	BERAT BERSIH (KG)		PERUB %	NILAI FOB (US \$)		PERUB %
	JAN-JAN 2006	JAN-JAN 2007		JAN-JAN 2006	JAN-JAN 2007	
(1)	(2)	(3)	(4)	(5)	(6)	(7)
ALGERIA	1.666.906	1.755.638	5,32	809.686	727.138	-10,20
SUDAN	4.890.519	6.497.785	32,86	1.548.804	2.092.515	35,11
ERITREA	16.080	0	-100,00	8.308	0	-100,00
NAMIBIA	434	439	1,15	761	987	29,70
ETHIOPIA	396	255.750	64.483,33	1.375	42.235	2.971,64
TANZANIA, UNITED REPUBLIC OF	220.469	90.420	-58,99	45.278	24.079	-46,82
MADAGASCAR	1.024.810	545.249	-46,80	254.493	191.121	-24,90
KENYA	5.838.181	5.749.597	-1,52	1.364.094	1.330.108	-2,49
REUNION	255.607	147.100	-42,45	122.048	85.971	-29,56
MOZAMBIQUE	1.606.174	3.526.756	119,57	389.204	778.387	99,99
BOTSWANA	131	41	-68,70	137	77	-43,80
EQUATORIAL GUINEA	0	51.371	-	0	15.079	-
TOGO	270.055	115.782	-57,13	89.438	49.051	-45,16
GHANA	1.669.180	867.433	-48,03	563.233	274.438	-51,27
LIBERIA	38.880	104.836	169,64	9.333	24.634	163,95
GUINEA	378.791	55.957	-85,23	142.530	43.925	-69,18
ANGOLA	1.849.692	1.877.851	1,52	425.969	579.860	36,13
CONGO	103.949	58.634	-43,59	20.855	19.376	-7,09
CAMEROON	1.237.955	382.836	-69,08	259.981	124.916	-51,95
NIGERIA	2.148.517	1.944.810	-9,48	539.108	642.936	19,26
GABON	151	158	4,64	259	483	86,49
COTE D'IVOIRE	600.197	511.338	-14,80	191.132	128.179	-32,94
SENEGAL	708.797	247.417	-65,09	239.732	142.620	-40,51
BENIN	254.780	194.640	-23,60	70.755	56.377	-20,32
GAMBIA	104.920	24.908	-76,26	41.585	10.551	-74,63
U.S. VIRGIN ISLANDS	636	498	-21,70	1.084	1.277	17,80
SEYCHELLES	8.974	46.243	415,30	23.914	35.112	46,83
UGANDA	281.298	181.118	-35,61	93.497	73.229	-21,68
DJIBOUTI	439.369	401.893	-8,53	109.074	139.265	27,68
SOUTH AFRICA	24.802.247	21.359.646	-13,88	10.302.098	9.678.650	-6,05
ZIMBABWE	232.246	99.781	-57,04	136.186	47.015	-65,48
ZAMBIA	100.619	27.083	-73,08	68.697	19.019	-72,31
MALAWI	0	8.392	-	0	6.871	-
MAURITIUS	3.362.083	2.419.039	-28,05	1.345.745	799.350	-40,60
RWANDA	89.992	89.964	-0,03	25.188	24.615	-2,27
VIRGIN ISLANDS (BRITISH)	216	9	-95,83	1.206	43	-96,43
AUSTRALIA	50.308.804	55.275.947	9,87	24.473.937	27.609.795	12,81
NEW ZEALAND	16.533.246	30.375.931	83,73	5.808.636	9.527.214	64,02
MICRONESIA, FEDERATED STATES OF	341	263	-22,87	612	697	13,89
GUAM	7.068	5.444	-22,98	25.445	9.935	-60,96
PALAU	157	25	-84,08	330	94	-71,52
NEW CALEDONIA	50.823	186.200	266,37	530.418	104.416	-80,31
NORTHERN MARIANA ISLANDS	143	761	432,17	105	16.077	15.211,43
SAINT VINCENT AND THE GRENADINES	1.816	275	-84,86	1.468	306	-79,16
VANUATU	83.953	51.114	-39,12	42.283	41.241	-2,46
WALLIS AND FUTUNA ISLANDS	473	372	-21,35	682	568	-16,72
BRITISH INDIAN OCEAN TERRITORY	10	0	-100,00	17	0	-100,00
AMERICAN SAMOA	1.795	19.468	984,57	10.648	5.841	-45,14
COOK ISLANDS	405	783	93,33	1.299	4.515	247,58
FIJI	919.565	396.350	-56,90	488.372	212.572	-56,47
MARSHALL ISLANDS	6.512	186	-97,14	49.822	455	-99,09
SAMOA	11.539	431.648	3.640,77	9.199	179.133	1.847,31
SOLOMON ISLANDS	0	8.946	-	0	9.352	-
TONGA	7.848	6.179	-21,27	12.301	3.898	-68,31
CHRISTMAS ISLANDS	28	0	-100,00	50	0	-100,00
EAST TIMOR	178.295	123.597	-30,68	112.167	55.133	-50,85
UNITED STATES	39.474.417	36.304.805	-8,03	26.398.755	25.678.199	-2,73
CANADA	12.597.585	8.735.772	-30,66	4.867.173	3.212.901	-33,99
MEXICO	3.658.669	4.019.665	9,87	1.483.497	1.792.998	20,86
GUATEMALA	3.022.843	1.092.898	-63,85	951.082	503.483	-47,06
HONDURAS	359.808	366.948	1,98	144.699	137.773	-4,79
NICARAGUA	156.419	23.123	-85,22	43.261	8.553	-80,23
PANAMA	4.907.145	3.445.163	-29,79	2.198.618	1.494.262	-32,04
SURINAME	94.948	72.894	-23,23	47.461	26.696	-43,75
CHILE	4.002.834	5.314.403	32,77	1.967.637	2.411.366	22,55
VENEZUELA	114.685	117.372	2,34	41.342	90.804	119,64
ARGENTINA	1.151.705	1.146.299	-0,47	984.514	548.048	-44,33
BRAZIL	3.564.199	3.401.321	-4,57	1.506.846	1.342.918	-10,88
COLOMBIA	877.209	780.653	-11,01	621.985	460.065	-26,03
BOLIVIA	32.729	134	-99,59	9.561	178	-98,14
URUGUAY	691.802	255.103	-63,12	383.870	115.350	-69,95
ECUADOR	3.985.613	2.457.311	-38,35	1.488.839	929.811	-37,55
PERU	2.934.053	3.513.992	19,77	1.071.614	1.361.179	27,02
GUYANA	120.045	107.359	-10,57	45.835	58.941	28,59
TRINIDAD AND TOBAGO	1.856.747	1.488.275	-19,85	614.499	505.868	-17,68
BAHAMAS	2.666	4.395	64,85	8.562	11.485	34,14
JAMAICA	897.752	621.959	-30,72	294.152	197.491	-32,86
PUERTO RICO	1.435.903	1.375.087	-4,24	927.865	856.351	-7,71

TABEL 5. PERKEMBANGAN EKSPOR INDONESIA MENURUT KOMODITI DAN NEGARA TUJUAN

JENIS BARANG	BERAT BERSIH (KG)		PERUB	NILAI FOB (US \$)		PERUB
	JAN-JAN 2006	JAN-JAN 2007	%	JAN-JAN 2006	JAN-JAN 2007	%
	(1)	(2)	(3)	(4)	(5)	(6)
BELIZE	9.580	8.823	-7,90	10.613	9.287	-12,49
DOMINICAN REPUBLIC	577.829	1.135.927	96,59	240.398	439.771	82,93
EL SALVADOR	515.840	320.823	-37,81	152.505	103.093	-32,40
COSTA RICA	271.646	207.986	-23,43	117.106	83.561	-28,64
HAITI	277.138	200.158	-27,78	68.167	72.333	6,11
BARBADOS	396.043	483.625	22,11	120.077	211.557	76,18
ANTIGUA AND BARBUDA	323	3.501	983,90	1.120	1.789	59,73
ANGUILLA	411	39	-90,51	1.812	808	-55,41
ARUBA	5.037	42.725	748,22	8.845	12.758	44,24
BERMUDA	96	0	-100,00	746	0	-100,00
CAPE VERDE	86.292	47.999	-44,38	25.313	14.036	-44,55
CAYMAN ISLANDS	1.645	0	-100,00	6.487	0	-100,00
DOMINICA	16.085	20.422	26,96	11.877	12.476	5,04
FALKLAND ISLANDS (MALVINAS)	0	586	-	0	2.185	-
FRENCH GUIANA	180	761	322,78	226	1.679	642,92
FRENCH POLYNESIA	61.283	24.828	-59,49	54.819	45.788	-16,47
GRENADA	22.720	16	-99,93	6.568	59	-99,10
MARTINIQUE	1.098	767	-30,15	1.850	8.686	369,51
NETHERLANDS ANTILLES	111.102	46.621	-58,04	42.777	19.155	-55,22
SAINT LUCIA	50.998	116.853	129,13	44.296	43.214	-2,44
TURKS AND CAICOS ISLANDS	0	1.696	-	0	4.496	-
GUADELOUPE	4.179	21.913	424,36	8.669	15.548	79,35
SAINT KITTS AND NEVIS	4	14	250,00	39	24	-38,46
UNITED KINGDOM	6.985.522	3.053.543	-56,29	5.763.911	3.528.782	-38,78
NETHERLANDS	1.405.722	1.594.408	13,42	1.361.252	1.450.249	6,54
FRANCE	2.160.731	1.622.686	-24,90	1.898.156	1.738.735	-8,40
GERMANY, FED. REP. OF	1.428.405	1.706.899	19,50	2.158.105	2.599.063	20,43
AUSTRIA	4.431	54.565	1.131,44	36.174	40.743	12,63
BELGIUM	928.376	689.444	-25,74	1.109.091	919.066	-17,13
SWITZERLAND	21.240	51.906	144,38	101.397	166.847	64,55
DENMARK	730.250	343.061	-53,02	349.610	161.542	-53,79
NORWAY	191.267	160.606	-16,03	135.060	103.724	-23,20
SWEDEN	369.315	104.919	-71,59	226.997	92.365	-59,31
FINLAND	126.054	136.466	8,26	77.959	112.168	43,88
IRELAND	190.445	248.717	30,60	195.334	224.646	15,01
ITALY	6.637.516	1.248.191	-81,19	9.147.357	1.402.991	-84,66
SPAIN	37.577.054	34.427.223	-8,38	8.770.068	8.690.961	-0,90
PORTUGAL	1.022.278	622.497	-39,11	553.270	294.761	-46,72
ICELAND	129	0	-100,00	174	0	-100,00
GREECE	2.671.994	1.658.630	-37,93	985.030	705.369	-28,39
CZECHOSLOVAKIA	203.325	111.483	-45,17	71.895	38.360	-46,64
HUNGARY	121.445	312.152	157,03	113.542	164.976	45,30
POLAND	2.888.202	3.962.223	37,19	1.520.965	2.467.840	62,25
ROMANIA	213.193	42.353	-80,13	126.232	43.225	-65,76
BULGARIA	211.872	138.102	-34,82	97.519	61.063	-37,38
YUGOSLAVIA	177	105	-40,68	461	237	-48,59
ALBANIA	113.638	92.836	-18,31	53.108	50.166	-5,54
AZERBAIJAN	0	2	-	0	5	-
KAZAKHSTAN	0	42.513	-	0	51.701	-
UKRAINE	251.689	834.899	231,72	314.207	858.851	173,34
LITHUANIA	18.109	157.538	769,94	24.609	133.260	441,51
LATVIA	14.110	556	-96,06	8.554	515	-93,98
ESTONIA	36.313	2.816	-92,25	24.256	6.205	-74,42
GEORGIA	35	51	45,71	83	245	195,18
CROATIA	158.614	405.269	155,51	110.632	251.804	127,61
BOSNIA AND HERZEGOVINA	304.742	459.528	50,79	187.496	312.869	66,87
MALTA	14.235	11.067	-22,26	24.794	10.387	-58,11
SLOVAKIA	171.061	61	-99,96	93.548	148	-99,84
SLOVENIA	22.197	22.814	2,78	8.671	12.496	44,11
CZECH REPUBLIC	628.543	1.049.110	66,91	370.266	603.402	62,96
RUSSIA FEDERATION	1.369.173	1.954.617	42,76	1.575.174	1.910.385	21,28
KERTAS DAN BARANG DARI KERTAS	3.186.553.787	3.792.689.320	19,02	2.324.774.099	2.859.217.889	22,99
JAPAN	366.630.310	368.007.481	0,38	319.705.444	321.498.635	0,56
HONG KONG	160.632.805	157.275.702	-2,09	106.049.993	112.581.777	6,16
KOREA, DEMOCRATIC PEOPLE'S REPL	51.865	3.529	-93,20	44.480	6.908	-84,47
KOREA, REPUBLIC OF	94.045.078	107.907.125	14,74	64.850.553	77.822.185	20,00
TAIWAN	152.317.262	167.522.474	9,98	76.916.886	99.064.431	28,79
CHINA	285.437.517	302.940.350	6,13	174.035.370	201.310.832	15,67
MONGOLIA	56.836	107	-99,81	80.453	226	-99,72
MACAU	27	1	-96,30	116	1	-99,14
PAPUA NEW GUINEA	2.985.112	2.544.804	-14,75	2.477.662	2.525.999	1,95
THAILAND	83.061.852	85.628.938	3,09	63.549.532	69.217.820	8,92
SINGAPORE	155.164.407	190.714.674	22,91	99.739.643	128.563.233	28,90
PHILIPPINES	79.144.791	90.090.757	13,83	51.404.852	61.931.269	20,48
MALAYSIA	327.291.513	374.756.933	14,50	209.305.023	257.960.526	23,25
MYANMAR (FORM. BURMA)	27.645.629	34.683.168	25,46	16.969.072	21.380.426	26,00
CAMBODIA	7.470.437	13.597.256	82,01	5.384.548	9.162.943	70,17

TABEL 5. PERKEMBANGAN EKSPOR INDONESIA MENURUT KOMODITI DAN NEGARA TUJUAN

JENIS BARANG	BERAT BERSIH (KG)		PERUB	NILAI FOB (US \$)		PERUB
	JAN-JAN 2006	JAN-JAN 2007	%	JAN-JAN 2006	JAN-JAN 2007	%
(1)	(2)	(3)	(4)	(5)	(6)	(7)
BRUNEI DARUSSALAM	828.197	1.077.488	30,10	1.020.734	1.293.510	26,72
LAO PEOPLE'S DEMOCRATIC REPUBLI	56.155	22.374	-60,16	131.349	53.655	-59,15
NEPAL	97.639	284.470	191,35	71.795	1.413.850	1.869,29
VIET NAM	107.880.896	147.651.513	36,87	68.137.277	99.025.913	45,33
MALDIVES	603.905	887.689	46,99	992.122	1.028.289	3,65
INDIA	50.779.210	66.320.122	30,60	30.887.296	42.577.753	37,85
PAKISTAN	51.497.538	77.221.009	49,95	37.054.930	58.793.912	58,67
BANGLADESH	21.296.500	28.296.428	32,87	15.603.484	20.440.408	31,00
SRI LANKA	62.010.598	76.102.520	22,73	31.170.498	43.175.802	38,51
AFGHANISTAN	291.719	247.889	-15,02	493.920	363.984	-26,31
IRAQ	19.234	28.413	47,72	30.346	45.574	50,18
IRAN (ISLAMIC REPUBLIC OF)	131.584.150	127.507.154	-3,10	82.618.159	89.196.102	7,96
SAUDI ARABIA	89.230.479	112.122.077	25,65	69.348.036	73.743.807	6,34
KUWAIT	13.358.645	11.775.745	-11,85	11.770.954	10.415.600	-11,51
JORDAN	16.564.520	18.528.879	11,86	13.534.291	14.856.737	9,77
LEBANON	3.982.031	3.152.941	-20,82	3.565.898	2.912.283	-18,33
YEMEN	6.953.598	18.982.677	172,99	6.623.609	14.528.677	119,35
OMAN	3.892.479	4.880.401	25,38	3.463.689	4.360.300	25,89
SYRIA ARAB REPUBLIC	9.533.173	10.664.186	11,86	7.610.035	8.646.035	13,61
TURKEY	35.502.937	41.846.656	17,87	25.545.368	30.788.023	20,52
UNITED ARAB EMIRATES	76.667.471	87.633.210	14,30	64.856.423	73.941.552	14,01
QATAR	6.059.232	7.102.269	17,21	5.304.665	6.800.777	28,20
BAHRAIN	7.073.149	6.875.262	-2,80	6.087.348	6.191.267	1,71
CYPRUS	4.544.272	3.595.062	-20,89	3.692.079	2.985.882	-19,13
EGYPT	47.653.469	35.520.625	-25,46	33.063.935	25.473.297	-22,96
LIBYAN ARAB JAMAHIRIYA	1.040.939	2.052.414	97,17	1.007.737	1.986.300	97,10
MOROCCO	846.120	617.962	-26,97	771.178	628.761	-18,47
TUNISIA	57.928	35.321	-39,03	39.407	138.083	250,40
ALGERIA	2.012.133	124.901	-93,79	2.066.097	59.023	-97,14
SUDAN	8.920.490	15.212.076	70,53	7.038.157	10.736.190	52,54
ERITREA	452.832	427.265	-5,65	359.573	266.739	-25,82
NAMIBIA	16.181	3	-99,98	11.569	13	-99,89
ETHIOPIA	734.214	966.990	31,70	407.253	522.457	28,29
TANZANIA, UNITED REPUBLIC OF	2.171.800	4.461.867	105,45	1.654.706	2.825.595	70,76
MADAGASCAR	3.169.117	2.963.147	-6,50	2.955.736	2.825.452	-4,41
SOMALIA	0	159.080	-	0	3.033.990	-
KENYA	9.553.422	8.622.536	-9,74	7.241.614	6.953.463	-3,98
REUNION	1.097.616	1.563.137	42,41	927.255	1.332.569	43,71
MOZAMBIQUE	1.804.328	2.850.136	57,96	1.344.233	3.442.699	156,11
EQUATORIAL GUINEA	36.513	53.910	47,65	27.804	51.552	85,41
TOGO	5.701.483	7.895.875	38,49	5.404.078	7.044.969	30,36
GHANA	7.439.270	9.733.186	30,84	5.793.099	7.550.892	30,34
LIBERIA	324.119	283.653	-12,48	255.789	267.820	4,70
GUINEA	2.192.133	2.909.513	32,73	1.946.061	2.219.407	14,05
ANGOLA	682.976	1.277.579	87,06	592.076	961.180	62,34
CONGO	2.638.948	2.238.262	-15,18	2.322.613	2.070.873	-10,84
CAMEROON	2.560.073	3.187.721	24,52	2.229.856	2.844.982	27,59
NIGERIA	37.919.365	57.387.227	51,34	28.299.905	43.283.838	52,95
SIERRA LEONE	326.337	666.995	104,39	264.177	427.279	61,74
GABON	403.748	589.054	45,90	371.288	533.591	43,71
COTE D'IVOIRE	989.592	1.830.935	85,02	1.045.478	1.600.922	53,13
SENEGAL	889.837	1.059.071	19,02	757.613	948.861	25,24
MAURITANIA	650.944	1.261.506	93,80	746.126	1.155.011	54,80
MALI	143.275	130.162	-9,15	469.863	186.350	-60,34
BENIN	1.822.538	2.215.182	21,54	1.301.075	2.056.405	58,05
BURKINA FASO	15.225	299.672	1.868,29	12.276	253.515	1.965,13
GAMBIA	350.228	205.968	-41,19	300.467	165.180	-45,03
U.S. VIRGIN ISLANDS	6.422	283	-95,59	16.567	1.007	-93,92
SEYCHELLES	57.742	85.311	47,75	109.017	141.630	29,92
UGANDA	101.806	553.798	443,97	56.869	465.616	718,75
CENTRAL AFRICAN REPUBLIC	72.454	2.035	-97,19	90.289	2.756	-96,95
CHAD	0	6.560	-	0	12.400	-
DJIBOUTI	15.262.844	20.567.275	34,75	11.628.367	16.834.804	44,77
SAINT HELENA	1	5	400,00	1	5	400,00
SAO TOME AND PRINCIPE	18.346	34.110	85,93	17.459	39.416	125,76
SOUTH AFRICA	24.969.404	51.335.259	105,59	20.371.827	33.070.647	62,34
ZIMBABWE	1.410.433	1.075.093	-23,78	1.082.910	832.302	-23,14
ZAMBIA	0	37.924	-	0	27.685	-
MALAWI	20.933	327.347	1.463,78	29.434	247.822	741,96
COMOROS	98.155	73.945	-24,67	77.861	70.202	-9,84
MAURITIUS	13.658.353	20.690.922	51,49	6.813.995	11.830.436	73,62
RWANDA	113.700	20.124	-82,30	20.250	37.173	83,57
ZAIRE	38.033	6.255	-83,55	27.125	8.458	-68,82
VIRGIN ISLANDS (BRITISH)	14.841	0	-100,00	10.764	0	-100,00
AUSTRALIA	181.268.520	194.261.582	7,17	150.439.404	170.381.531	13,26
NEW ZEALAND	39.596.796	42.352.642	6,96	29.433.154	32.752.411	11,28
MICRONESIA, FEDERATED STATES OF	1.788	455	-74,55	6.045	1.263	-79,11
GUAM	46.867	57.184	22,01	41.185	122.633	197,76

TABEL 5. PERKEMBANGAN EKSPOR INDONESIA MENURUT KOMODITI DAN NEGARA TUJUAN

JENIS BARANG	BERAT BERSIH (KG)		PERUB	NILAI FOB (US \$)		PERUB
	JAN-JAN 2006	JAN-JAN 2007	%	JAN-JAN 2006	JAN-JAN 2007	%
	(1)	(2)	(3)	(4)	(5)	(6)
PALAU	887	699	-21,20	2.134	3.913	83,36
NAURU	9.797	12.340	25,96	15.076	14.767	-2,05
NEW CALEDONIA	351.383	1.007.267	186,66	280.094	816.160	191,39
NORTHERN MARIANA ISLANDS	2.752	25.951	842,99	3.902	23.846	511,12
SAINT VINCENT AND THE GRENADINES	808	0	-100,00	914	0	-100,00
VANUATU	70.692	77.508	9,64	100.464	101.991	1,52
WALLIS AND FUTUNA ISLANDS	7.102	1.010	-85,78	3.604	519	-85,60
BRITISH INDIAN OCEAN TERRITORY	514.834	0	-100,00	335.225	0	-100,00
OTH.OCEANIA	0	7.997	-	0	7.115	-
AMERICAN SAMOA	111.767	61.583	-44,90	238.721	138.930	-41,80
COOK ISLANDS	9.240	21.808	136,02	14.785	37.849	156,00
FIJI	2.273.956	3.138.312	38,01	1.792.305	2.450.479	36,72
KIRIBATI	18.937	0	-100,00	14.771	0	-100,00
MARSHALL ISLANDS	235	0	-100,00	593	0	-100,00
SAMOA	61.250	53.709	-12,31	124.530	54.770	-56,02
SOLOMON ISLANDS	107.207	50.633	-52,77	117.318	52.988	-54,83
TONGA	72.771	99.291	36,44	45.642	60.291	32,10
TUVALU	190	0	-100,00	816	0	-100,00
EAST TIMOR	46.384	13.812	-70,22	32.747	11.270	-65,58
UNITED STATES	128.113.180	266.166.878	107,76	121.638.456	230.207.347	89,26
CANADA	36.079.756	55.157.612	52,88	28.297.716	44.739.561	58,10
MEXICO	615.666	2.728.991	343,26	781.789	2.450.522	213,45
GUATEMALA	664.532	3.032.228	356,30	585.932	2.281.922	289,45
HONDURAS	150.449	390.901	159,82	174.206	344.932	98,00
NICARAGUA	1.084.382	1.838.638	69,56	470.451	1.182.400	151,33
PANAMA	1.162.532	1.728.664	48,70	1.069.968	1.488.224	39,09
CUBA	39.138	191.984	390,53	37.634	148.586	294,82
CURACAO	0	23.681	-	0	15.932	-
SURINAME	52.257	143.757	175,10	243.470	156.386	-35,77
CHILE	1.664.594	1.569.512	-5,71	1.908.932	1.713.299	-10,25
VENEZUELA	2.084.546	2.260.020	8,42	1.776.214	2.392.164	34,68
ARGENTINA	1.512.626	3.013.079	99,20	1.733.130	2.980.774	71,99
BRAZIL	7.321.331	18.190.336	148,46	6.159.986	14.285.547	131,91
COLOMBIA	3.384.557	4.297.937	26,99	3.239.464	4.243.608	31,00
BOLIVIA	604	1.076	78,15	740	24.412	3.198,92
URUGUAY	82.129	205.041	149,66	94.627	210.185	122,12
PARAGUAY	275.575	338.361	22,78	358.102	422.429	17,96
ECUADOR	2.800.302	2.660.383	-5,00	2.992.898	3.013.957	0,70
PERU	3.524.473	5.052.503	43,35	3.660.289	4.932.719	34,76
GUYANA	29.103	12.169	-58,19	55.410	22.920	-58,64
TRINIDAD AND TOBAGO	59.406	528.405	789,48	30.857	386.833	1.153,63
BAHAMAS	24.067	6.614	-72,52	15.669	18.889	20,55
JAMAICA	81.498	237.513	191,43	82.767	267.668	223,40
PUERTO RICO	369.264	950.195	157,32	389.147	753.629	93,66
BELIZE	5.590	5.766	3,15	8.363	19.906	138,02
DOMINICAN REPUBLIC	687.706	932.695	35,62	559.113	842.836	50,75
EL SALVADOR	807.876	3.695.326	357,41	617.021	2.457.829	298,34
COSTA RICA	620.054	3.845.035	520,11	485.152	2.553.610	426,35
HAITI	782.674	500.402	-36,07	738.959	625.835	-15,31
BARBADOS	115	33.430	28.969,57	123	26.857	21.734,96
ANTIGUA AND BARBUDA	391	2.997	666,50	509	9.705	1.806,68
ANGUILLA	4	575	14.275,00	2	869	43.350,00
ARUBA	23	15.638	67.891,30	54	12.284	22.648,15
CAYMAN ISLANDS	0	4	-	0	79	-
DOMINICA	48.963	24.521	-49,92	49.510	17.151	-65,36
FALKLAND ISLANDS (MALVINAS)	15.732	51.764	229,04	10.194	34.190	235,39
FRENCH GUIANA	760	1.297	70,66	628	1.548	146,50
FRENCH POLYNESIA	347.203	880.235	153,52	257.220	868.610	237,69
GRENADA	31.215	0	-100,00	31.837	0	-100,00
MARTINIQUE	445	310	-30,34	1.054	1.555	47,53
NETHERLANDS ANTILLES	46.709	53.856	15,30	53.194	46.854	-11,92
SAINT LUCIA	0	3.550	-	0	7.380	-
GUADELOUPE	151.501	77.194	-49,05	141.664	64.936	-54,16
SAINT KITTS AND NEVIS	0	2.115	-	0	3.536	-
UNITED KINGDOM	20.104.688	27.019.781	34,40	23.550.466	27.404.501	16,37
NETHERLANDS	9.562.009	12.714.382	32,97	10.974.087	13.983.127	27,42
FRANCE	3.341.437	4.300.399	28,70	4.669.969	6.290.355	34,70
GERMANY, FED. REP. OF	5.058.184	3.499.336	-30,82	8.064.597	7.095.886	-12,01
AUSTRIA	43.947	2.376.032	5.306,59	69.927	1.617.111	2.212,57
BELGIUM	27.835.016	28.634.222	2,87	24.916.760	25.539.121	2,50
SWITZERLAND	395.008	185.666	-53,00	311.898	613.250	96,62
LUXEMBOURG	0	1	-	0	110	-
DENMARK	1.236.380	1.061.776	-14,12	3.061.384	2.146.773	-29,88
NORWAY	428.589	596.002	39,06	1.152.557	1.072.270	-6,97
SWEDEN	781.502	1.425.662	82,43	1.549.723	2.197.226	41,78
FINLAND	470.629	743.997	58,09	827.459	1.364.294	64,88
IRELAND	1.921.675	1.293.681	-32,68	2.134.934	1.673.781	-21,60
ITALY	15.453.383	22.926.219	48,36	12.412.774	18.770.038	51,22

TABEL 5. PERKEMBANGAN EKSPOR INDONESIA MENURUT KOMODITI DAN NEGARA TUJUAN

JENIS BARANG	BERAT BERSIH (KG)		PERUB	NILAI FOB (US \$)		PERUB
	JAN-JAN 2006	JAN-JAN 2007	%	JAN-JAN 2006	JAN-JAN 2007	%
(1)	(2)	(3)	(4)	(5)	(6)	(7)
SPAIN	17.210.902	19.714.608	14,55	16.624.325	18.088.139	8,81
PORTUGAL	50.403	40.031	-20,58	112.032	148.990	32,99
ICELAND	0	13.808	-	0	13.602	-
GREECE	7.185.934	14.409.263	100,52	6.141.909	11.524.678	87,64
LIECHTENSTEIN	234.916	199.016	-15,28	584.715	542.441	-7,23
CZECHOSLOVAKIA	386.160	1.838.882	376,20	355.382	1.573.941	342,89
HUNGARY	6.478	23.010	255,20	5.881	41.317	602,55
POLAND	346.493	322.679	-6,87	547.636	600.659	9,68
ROMANIA	83.078	417.663	402,74	161.732	436.951	170,17
BULGARIA	26.208	100.158	282,17	27.573	120.112	335,61
YUGOSLAVIA	38.498	6.994	-81,83	28.103	10.557	-62,43
ALBANIA	36.736	109.526	198,14	35.239	104.608	196,85
ARMENIA	194.065	0	-100,00	121.475	0	-100,00
AZERBAIJAN	11.798	730	-93,81	61.053	6.750	-88,94
BELARUS	4.683	0	-100,00	2.310	0	-100,00
KAZAKHSTAN	223	24	-89,24	2.641	38	-98,56
KYRGYZSTAN	16.393	87.320	432,67	11.223	62.178	454,02
UKRAINE	3.681.067	3.329.875	-9,54	4.246.917	3.970.276	-6,51
UZBEKISTAN	18.922	0	-100,00	8.157	0	-100,00
LITHUANIA	1.123.374	1.019.635	-9,23	1.208.008	1.113.316	-7,84
LATVIA	274.219	427.659	55,96	294.498	431.344	46,47
ESTONIA	61.198	23.125	-62,21	80.669	25.006	-69,00
GEORGIA	800.851	2.697.595	236,84	659.383	1.893.970	187,23
CROATIA	367.716	192.348	-47,69	364.660	167.657	-54,02
BOSNIA AND HERZEGOVINA	0	1.864	-	0	1.372	-
MALTA	241.182	515.087	113,57	199.427	448.901	125,10
SLOVAKIA	2	136	6.700,00	3	1.390	46.233,33
SLOVENIA	753.396	1.104.827	46,65	661.229	909.940	37,61
CZECH REPUBLIC	128.533	19.284	-85,00	112.530	57.744	-48,69
RUSSIA FEDERATION	4.636.993	5.101.136	10,01	5.114.213	5.764.508	12,72
-GLISEROL DAN LARUTAN ALKALI	27.451.529	17.848.588	-34,98	12.878.628	4.928.443	-61,73
JAPAN	5.801.062	6.336.533	9,23	2.224.981	1.692.244	-23,94
KOREA, REPUBLIC OF	1.374.210	278.630	-79,72	868.125	164.253	-81,08
TAIWAN	784.316	100.000	-87,25	535.318	59.130	-88,95
CHINA	2.963.020	7.585.829	156,02	1.506.047	1.194.627	-20,68
THAILAND	220.000	408	-99,81	141.260	1.300	-99,08
SINGAPORE	121.700	0	-100,00	47.463	0	-100,00
PHILIPPINES	2.213.430	739.618	-66,58	742.436	246.955	-66,74
MALAYSIA	4.000	20.000	400,00	2.655	12.132	356,95
INDIA	0	201.920	-	0	28.268	-
PAKISTAN	100.000	0	-100,00	56.800	0	-100,00
BANGLADESH	80.000	20.000	-75,00	51.610	12.560	-75,66
IRAN (ISLAMIC REPUBLIC OF)	651.739	0	-100,00	339.202	0	-100,00
SAUDI ARABIA	140.000	380.000	171,43	88.000	224.800	155,45
JORDAN	320.000	140.000	-56,25	187.088	80.500	-56,97
YEMEN	0	20.000	-	0	12.000	-
TURKEY	0	20.000	-	0	11.586	-
UNITED ARAB EMIRATES	160.000	80.000	-50,00	113.300	45.600	-59,75
EGYPT	421.877	100.000	-76,30	260.006	54.500	-79,04
TUNISIA	20.000	0	-100,00	14.500	0	-100,00
SUDAN	1.020.000	1.180.000	15,69	614.800	706.000	14,83
ETHIOPIA	60.000	0	-100,00	36.000	0	-100,00
TANZANIA, UNITED REPUBLIC OF	140.000	0	-100,00	84.861	0	-100,00
KENYA	60.000	0	-100,00	64.000	0	-100,00
GHANA	40.000	60.000	50,00	44.000	31.200	-29,09
CAMEROON	100.000	0	-100,00	99.000	0	-100,00
NIGERIA	20.000	0	-100,00	12.910	0	-100,00
DJIBOUTI	40.000	0	-100,00	24.200	0	-100,00
SOUTH AFRICA	1.031.675	40.000	-96,12	275.976	25.420	-90,79
AUSTRALIA	361.280	40.000	-88,93	227.488	25.771	-88,67
NEW ZEALAND	80.000	20.000	-75,00	50.300	11.400	-77,34
UNITED STATES	6.588.456	208.780	-96,83	3.107.473	120.717	-96,12
CANADA	323.318	256.150	-20,77	218.051	153.537	-29,59
BRAZIL	20.000	20.000	0,00	11.960	12.431	3,94
PARAGUAY	20.000	0	-100,00	15.327	0	-100,00
NETHERLANDS	2.031.446	0	-100,00	710.740	0	-100,00
BELGIUM	40.000	0	-100,00	25.600	0	-100,00
SPAIN	0	720	-	0	1.512	-
RUSSIA FEDERATION	100.000	0	-100,00	77.151	0	-100,00
-MARGARIN DAN LEMAK LAINNYA	277.326.035	270.379.634	-2,50	128.725.860	135.776.498	5,48
JAPAN	548.666	505.158	-7,93	377.865	380.323	0,65
HONG KONG	24.535.317	16.568.953	-32,47	8.628.506	6.495.631	-24,72
KOREA, REPUBLIC OF	1.183.957	165.343	-86,03	683.415	96.411	-85,89
TAIWAN	421.485	544.942	29,29	211.653	289.379	36,72
CHINA	12.253.684	41.575.111	239,29	4.940.369	17.870.407	261,72
PAPUA NEW GUINEA	1.281.993	1.061.915	-17,17	691.967	632.707	-8,56

TABEL 5. PERKEMBANGAN EKSPOR INDONESIA MENURUT KOMODITI DAN NEGARA TUJUAN

JENIS BARANG	BERAT BERSIH (KG)		PERUB	NILAI FOB (US \$)		PERUB
	JAN-JAN 2006	JAN-JAN 2007	%	JAN-JAN 2006	JAN-JAN 2007	%
(1)	(2)	(3)	(4)	(5)	(6)	(7)
THAILAND	43.200	42.528	-1,56	16.150	21.223	31,41
SINGAPORE	570.819	834.447	46,18	318.338	467.272	46,78
PHILIPPINES	4.617.434	4.559.946	-1,25	1.882.117	2.203.558	17,08
MALAYSIA	173.647	163.039	-6,11	181.656	125.398	-30,97
MYANMAR (FORM. BURMA)	1.454.179	1.024.124	-29,57	791.431	625.179	-21,01
CAMBODIA	43.200	43.200	0,00	18.792	19.116	1,72
VIET NAM	7.703.729	15.365.702	99,46	3.162.091	6.697.426	111,80
MALDIVES	31.304	31.225	-0,25	25.085	21.045	-16,11
INDIA	1.649.406	1.060.553	-35,70	752.447	480.556	-36,13
PAKISTAN	211	0	-100,00	164	0	-100,00
BANGLADESH	0	21.720	-	0	12.179	-
SRI LANKA	15.216.713	15.150.237	-0,44	6.636.804	6.796.033	2,40
IRAQ	101.720.954	59.464.899	-41,54	50.297.212	31.924.771	-36,53
IRAN (ISLAMIC REPUBLIC OF)	397.440	4.945	-98,76	200.703	4.900	-97,56
SAUDI ARABIA	4.132.939	2.638.812	-36,15	1.892.012	1.305.129	-31,02
KUWAIT	142.149	83.100	-41,54	93.212	63.050	-32,36
JORDAN	19.447	0	-100,00	9.571	0	-100,00
YEMEN	5.517	0	-100,00	33.338	0	-100,00
OMAN	160.599	60.290	-62,46	74.336	27.678	-62,77
SYRIA ARAB REPUBLIC	508.095	1.398.000	175,15	245.891	653.842	165,91
TURKEY	1.030.000	1.682.200	63,32	485.325	833.759	71,79
UNITED ARAB EMIRATES	344.928	375.510	8,87	345.243	186.814	-45,89
QATAR	81.000	40.500	-50,00	35.782	17.618	-50,76
BAHRAIN	78.900	60.630	-23,16	33.516	27.424	-18,18
CYPRUS	40.500	19.500	-51,85	17.010	8.327	-51,05
EGYPT	3.553.800	2.427.200	-31,70	1.566.751	1.134.051	-27,62
ALGERIA	7.927.199	7.843.037	-1,06	3.593.362	3.727.283	3,73
SUDAN	1.459.099	989.708	-32,17	722.195	519.425	-28,08
ERITREA	60.750	0	-100,00	30.375	0	-100,00
NAMIBIA	0	21.000	-	0	11.620	-
ETHIOPIA	560.800	887.300	58,22	245.228	424.334	73,04
TANZANIA, UNITED REPUBLIC OF	386.999	850.606	119,80	177.324	417.913	135,68
KENYA	20.000	0	-100,00	14.600	0	-100,00
MOZAMBIQUE	878.802	2.338.901	166,15	410.844	1.184.533	188,32
EQUATORIAL GUINEA	49.337	29.696	-39,81	28.317	21.710	-23,33
TOGO	905.726	1.420.726	56,86	463.393	762.444	64,54
GHANA	7.277.827	7.151.437	-1,74	3.629.516	3.724.362	2,61
LIBERIA	328.347	589.024	79,39	173.631	340.790	96,27
GUINEA	78.670	68.214	-13,29	39.685	38.686	-2,52
ANGOLA	4.653.398	10.381.706	123,10	2.261.362	5.425.244	139,91
CONGO	2.114.092	999.043	-52,74	1.078.232	535.233	-50,36
CAMEROON	210.368	341.713	62,44	91.621	194.569	112,36
NIGERIA	1.909.317	5.846.226	206,19	869.656	3.100.496	256,52
SIERRA LEONE	544.937	340.564	-37,50	265.646	167.793	-36,84
GABON	49.279	64.667	31,23	27.928	38.477	37,77
COTE D'IVOIRE	430.200	196.400	-54,35	195.154	93.630	-52,02
SENEGAL	280.566	11.237	-95,99	151.225	57.608	-61,91
MAURITANIA	0	16	-	0	10	-
BENIN	9.290.840	13.233.045	42,43	4.403.097	6.440.792	46,28
GAMBIA	31.607	164.157	419,37	15.034	97.304	547,23
DJIBOUTI	842.798	612.564	-27,32	373.748	303.827	-18,71
SAINT HELENA	20.000	0	-100,00	11.000	0	-100,00
SAO TOME AND PRINCIPE	243.622	176.911	-27,38	139.582	106.159	-23,95
SOUTH AFRICA	2.294.524	4.376.401	90,73	1.124.608	3.913.511	247,99
MALAWI	72.149	148.085	105,25	36.064	81.064	124,78
MAURITIUS	0	13.673	-	0	9.295	-
ZAIRE	20.250	53.184	162,64	9.315	28.778	208,94
AUSTRALIA	697.648	1.024.980	46,92	338.968	500.481	47,65
NEW ZEALAND	2.978.219	3.277.350	10,04	1.790.567	1.908.532	6,59
MICRONESIA, FEDERATED STATES OF	0	5.475	-	0	2.464	-
NEW CALEDONIA	15.000	0	-100,00	12.915	0	-100,00
VANUATU	11.962	8.884	-25,73	9.215	8.628	-6,37
FIJI	20.000	20.001	0,01	9.200	9.901	7,62
KIRIBATI	0	11.099	-	0	8.918	-
SOLOMON ISLANDS	17.037	17.965	5,45	34.438	20.282	-41,11
TONGA	56.199	443	-99,21	25.612	673	-97,37
EAST TIMOR	113.796	32.322	-71,60	98.444	23.184	-76,45
UNITED STATES	16.181	83.305	414,83	32.628	85.368	161,64
CANADA	99.600	40.500	-59,34	61.949	20.655	-66,66
MEXICO	1.012	0	-100,00	500	0	-100,00
SURINAME	0	30.475	-	0	28.700	-
CHILE	80.000	0	-100,00	35.200	0	-100,00
GUYANA	98.612	40.958	-58,47	44.793	18.737	-58,17
TRINIDAD AND TOBAGO	0	840.861	-	0	429.660	-
JAMAICA	2.215.581	2.592.730	17,02	919.617	1.147.522	24,78
COSTA RICA	0	160.168	-	0	80.735	-
BARBADOS	0	220.231	-	0	114.421	-
UNITED KINGDOM	0	110	-	0	320	-

TABEL 5. PERKEMBANGAN EKSPOR INDONESIA MENURUT KOMODITI DAN NEGARA TUJUAN

JENIS BARANG	BERAT BERSIH (KG)		PERUB	NILAI FOB (US \$)		PERUB
	JAN-JAN 2006	JAN-JAN 2007	%	JAN-JAN 2006	JAN-JAN 2007	%
(1)	(2)	(3)	(4)	(5)	(6)	(7)
NETHERLANDS	2.032.136	1.515.840	-25,41	713.430	511.962	-28,24
GERMANY, FED. REP. OF	210.000	776.000	269,52	92.400	351.715	280,64
SWITZERLAND	50.000	0	-100,00	22.000	0	-100,00
FINLAND	0	14.457	-	0	7.560	-
ITALY	200	0	-100,00	86	0	-100,00
SPAIN	0	38.000	-	0	18.240	-
PORTUGAL	1.412	0	-100,00	2.030	0	-100,00
GREECE	19.799	462.829	2.237,64	10.247	228.366	2.128,61
CZECHOSLOVAKIA	1.732.500	1.303.668	-24,75	875.615	699.443	-20,12
HUNGARY	320.920	190.800	-40,55	133.640	85.096	-36,32
POLAND	102.000	133.500	30,88	48.205	67.685	40,41
ROMANIA	1.763.840	1.984.480	12,51	762.652	912.143	19,60
BULGARIA	105.000	562.000	435,24	44.100	249.695	466,20
AZERBAIJAN	0	120.000	-	0	51.800	-
KAZAKHSTAN	86.000	0	-100,00	41.360	0	-100,00
UKRAINE	8.649.433	3.383.585	-60,88	4.494.671	3.655.816	-18,66
UZBEKISTAN	84.000	0	-100,00	35.280	0	-100,00
LITHUANIA	42.000	0	-100,00	20.379	0	-100,00
ESTONIA	301.200	22.500	-92,53	137.799	11.194	-91,88
GEORGIA	0	18.809	-	0	11.224	-
SLOVENIA	354.000	445.000	25,71	166.050	210.155	26,56
CZECH REPUBLIC	121.485	101.250	-16,66	53.251	50.018	-6,07
RUSSIA FEDERATION	28.042.548	24.776.089	-11,65	12.428.125	13.057.109	5,06
-SABUN MANDI DAN CUCI	451.420.909	474.797.918	5,18	323.524.006	343.259.162	6,10
JAPAN	13.653.195	12.590.374	-7,78	11.413.523	12.023.912	5,35
HONG KONG	7.441.758	5.281.803	-29,02	5.238.185	4.269.911	-18,48
KOREA, DEMOCRATIC PEOPLE'S REPL	125.280	30.230	-75,87	111.799	30.279	-72,92
KOREA, REPUBLIC OF	4.254.857	3.712.260	-12,75	3.493.435	3.943.420	12,88
TAIWAN	5.714.428	6.764.917	18,38	5.331.509	6.261.462	17,44
CHINA	34.577.115	39.667.293	14,72	17.712.390	21.163.068	19,48
MONGOLIA	2.360.469	2.134.250	-9,58	1.404.032	1.089.855	-22,38
PAPUA NEW GUINEA	9.331.577	8.940.733	-4,19	4.980.588	4.762.058	-4,39
THAILAND	7.221.464	13.610.602	88,47	5.811.012	9.533.795	64,06
SINGAPORE	22.103.071	21.434.926	-3,02	23.650.688	23.760.098	0,46
PHILIPPINES	10.313.962	12.270.412	18,97	9.732.534	10.741.775	10,37
MALAYSIA	56.144.743	54.764.290	-2,46	43.407.184	41.390.217	-4,65
MYANMAR (FORM. BURMA)	2.654.726	1.823.768	-31,30	1.368.890	1.254.065	-8,39
CAMBODIA	19.023	53.743	182,52	29.523	52.483	77,77
BRUNEI DARUSSALAM	268.544	627.375	133,62	577.233	963.438	66,91
NEPAL	228.787	120.021	-47,54	250.595	127.887	-48,97
VIET NAM	3.775.296	5.436.842	44,01	4.574.781	5.741.191	25,50
MALDIVES	1.647.731	1.545.895	-6,18	1.465.595	1.465.753	0,01
INDIA	17.012.594	13.433.037	-21,04	10.606.718	9.146.217	-13,77
PAKISTAN	8.335.109	4.572.359	-45,14	6.296.943	5.045.855	-19,87
BANGLADESH	3.820.318	195.862	-94,87	2.129.340	180.175	-91,54
SRI LANKA	740.156	584.670	-21,01	824.145	656.605	-20,33
AFGHANISTAN	281.538	37.774	-86,58	535.885	44.511	-91,69
IRAQ	2.685.402	5.154.620	91,95	1.743.552	4.234.334	142,86
IRAN (ISLAMIC REPUBLIC OF)	524.574	577.923	10,17	595.151	629.471	5,77
SAUDI ARABIA	1.825.321	1.948.924	6,77	1.884.214	2.025.929	7,52
KUWAIT	124.416	116.779	-6,14	127.584	116.238	-8,89
JORDAN	178.814	148.972	-16,69	147.566	140.222	-4,98
LEBANON	305.094	420.388	37,79	261.831	391.645	49,58
YEMEN	4.413.459	2.468.499	-44,07	3.685.843	2.401.060	-34,86
OMAN	27.113	602.280	2.121,37	38.125	262.083	587,43
SYRIA ARAB REPUBLIC	18.618	140.627	655,33	85.644	185.340	116,41
TURKEY	31.872	322.439	911,67	82.071	200.671	144,51
UNITED ARAB EMIRATES	13.367.243	12.469.817	-6,71	11.061.873	9.679.933	-12,49
QATAR	45.517	137	-99,70	53.916	3.646	-93,24
BAHRAIN	32.520	56.032	72,30	18.303	55.170	201,43
CYPRUS	112.770	86.096	-23,65	143.971	117.236	-18,57
EGYPT	13.721.141	15.262.525	11,23	7.009.293	8.670.072	23,69
LIBYAN ARAB JAMAHIRIYA	1.336.732	1.597.246	19,49	1.099.089	1.551.526	41,16
MOROCCO	89.705	76	-99,92	56.492	181	-99,68
ALGERIA	6.727.501	8.928.814	32,72	2.437.749	3.452.062	41,61
SUDAN	783.981	1.213.101	54,74	791.589	1.323.775	67,23
ERITREA	526.977	459.304	-12,84	285.280	292.021	2,36
NAMIBIA	342.575	1.434.407	318,71	316.598	1.339.601	323,12
ETHIOPIA	16.597.380	13.031.570	-21,48	7.735.355	6.756.077	-12,66
TANZANIA, UNITED REPUBLIC OF	2.337.853	3.048.501	30,40	1.547.439	2.392.067	54,58
MADAGASCAR	3.759.871	4.413.676	17,39	2.681.646	3.046.225	13,60
SOMALIA	581.835	368.545	-36,66	255.754	189.412	-25,94
KENYA	2.028.791	898.981	-55,69	1.285.333	534.405	-58,42
REUNION	4.903	96	-98,04	11.037	238	-97,84
MOZAMBIQUE	5.450.324	6.081.348	11,58	3.110.173	3.828.147	23,08
EQUATORIAL GUINEA	389.905	513.410	31,68	293.223	415.744	41,78
TOGO	6.119.457	4.976.044	-18,68	4.084.528	3.303.186	-19,13

TABEL 5. PERKEMBANGAN EKSPOR INDONESIA MENURUT KOMODITI DAN NEGARA TUJUAN

JENIS BARANG	BERAT BERSIH (KG)		PERUB	NILAI FOB (US \$)		PERUB
	JAN-JAN 2006	JAN-JAN 2007	%	JAN-JAN 2006	JAN-JAN 2007	%
(1)	(2)	(3)	(4)	(5)	(6)	(7)
GHANA	8.143.418	12.287.788	50,89	6.330.210	8.441.969	33,36
LIBERIA	1.881.851	2.239.245	18,99	1.334.903	1.533.934	14,91
GUINEA	584.131	1.019.758	74,58	400.657	766.541	91,32
ANGOLA	15.188.183	24.219.711	59,46	11.570.561	16.567.173	43,18
CONGO	4.689.369	6.828.846	45,62	2.836.201	4.191.341	47,78
CAMEROON	3.029.034	3.459.647	14,22	2.164.787	2.408.915	11,28
NIGERIA	23.039.454	30.743.284	33,44	15.217.776	17.082.289	12,25
SIERRA LEONE	1.474.129	1.502.755	1,94	1.321.492	1.223.675	-7,40
GABON	977.891	981.734	0,39	684.242	702.879	2,72
COTE D'IVOIRE	145.585	305.766	110,03	111.122	254.944	129,43
SENEGAL	1.312.696	1.267.624	-3,43	892.167	787.201	-11,77
MAURITANIA	2.763.483	2.691.145	-2,62	2.025.647	1.937.017	-4,38
MALI	1.261.875	1.135.610	-10,01	876.704	805.778	-8,09
BENIN	10.184.978	15.041.022	47,68	9.254.379	13.192.332	42,55
BURKINA FASO	700.867	1.131.768	61,48	538.793	903.370	67,67
GUINEA BISSAU	44.825	679.267	1.415,38	29.288	334.112	1.040,78
GAMBIA	106.006	109.192	3,01	96.579	97.194	0,64
U.S. VIRGIN ISLANDS	0	1	-	0	9	-
SEYCHELLES	251.877	280.223	11,25	169.485	194.203	14,58
UGANDA	173.729	121.166	-30,26	169.203	117.487	-30,56
CENTRAL AFRICAN REPUBLIC	384.589	249.504	-35,12	332.700	189.882	-42,93
NIGER	1.301.921	175.497	-86,52	1.542.824	124.258	-91,95
CHAD	202.280	12.837	-93,65	356.268	11.620	-96,74
DJIBOUTI	19.100.659	14.796.040	-22,54	9.706.158	8.340.812	-14,07
SAINT HELENA	5.527	0	-100,00	11.055	0	-100,00
SAO TOME AND PRINCIPE	80.972	142.886	76,46	64.924	91.985	41,68
SOUTH AFRICA	3.161.191	1.800.527	-43,04	2.138.580	1.141.137	-46,64
ZIMBABWE	278.237	53.746	-80,68	172.037	50.605	-70,58
ZAMBIA	63.989	0	-100,00	77.468	0	-100,00
MALAWI	5.990.581	8.977.258	49,86	1.931.499	3.279.183	69,77
COMOROS	117.733	177.138	50,46	99.839	149.629	49,87
BURUNDI	12.096	0	-100,00	11.550	0	-100,00
MAURITIUS	2.489.986	2.489.924	0,00	1.414.650	1.295.786	-8,40
RWANDA	96.910	173.183	78,70	94.016	170.083	80,91
ZAIRE	195.535	113.169	-42,12	169.767	103.936	-38,78
AUSTRALIA	5.783.805	6.265.504	8,33	6.129.550	6.407.815	4,54
NEW ZEALAND	880.230	601.930	-31,62	1.011.079	738.481	-26,96
MICRONESIA, FEDERATED STATES OF	379.812	175.495	-53,79	294.498	128.601	-56,33
GUAM	133	910	584,21	460	2.745	496,74
PALAU	13.507	3.791	-71,93	11.653	3.448	-70,41
NEW CALEDONIA	21.778	61	-99,72	37.198	162	-99,56
NORTHERN MARIANA ISLANDS	29.715	22.326	-24,87	40.375	25.204	-37,58
VANUATU	364.742	387.634	6,28	249.210	254.503	2,12
WALLIS AND FUTUNA ISLANDS	447	0	-100,00	475	0	-100,00
AMERICAN SAMOA	0	8.560	-	0	12.511	-
COOK ISLANDS	64.303	82.588	28,44	51.193	64.239	25,48
FIJI	4.629.294	4.294.512	-7,23	2.394.894	2.568.359	7,24
KIRIBATI	256.805	402.617	56,78	205.878	303.915	47,62
MARSHALL ISLANDS	51.978	12.446	-76,06	46.746	9.658	-79,34
SAMOA	727.465	785.655	8,00	535.371	655.676	22,47
SOLOMON ISLANDS	510.798	402.434	-21,21	488.646	379.054	-22,43
TONGA	99.118	129.122	30,27	84.705	158.264	86,84
TUVALU	47.387	29.466	-37,82	39.967	23.687	-40,73
EAST TIMOR	526.057	413.690	-21,36	448.259	414.454	-7,54
UNITED STATES	1.499.156	1.729.004	15,33	1.384.645	1.618.518	16,89
CANADA	427.916	453.528	5,99	318.884	423.988	32,96
MEXICO	60.000	75.000	25,00	109.606	136.385	24,43
GUATEMALA	315.994	184.767	-41,53	286.756	172.445	-39,86
HONDURAS	24.768	55.447	123,87	22.575	45.137	99,94
PANAMA	1.466.941	2.109.124	43,78	1.302.118	1.868.210	43,47
SURINAME	400.820	452.277	12,84	439.565	578.906	31,70
CHILE	601.039	695.338	15,69	514.594	530.876	3,16
VENEZUELA	0	385.229	-	0	174.900	-
ARGENTINA	0	122.494	-	0	48.919	-
BRAZIL	31	32.656	105.241,94	14	37.973	271.135,71
COLOMBIA	273.478	317.729	16,18	214.171	272.522	27,25
BOLIVIA	704.794	925.053	31,25	601.899	786.020	30,59
URUGUAY	0	7.998	-	0	4.076	-
PERU	0	39.880	-	0	35.209	-
GUYANA	59.917	14.688	-75,49	44.011	12.750	-71,03
TRINIDAD AND TOBAGO	341.337	250.767	-26,53	273.131	212.415	-22,23
JAMAICA	1.579.500	480.000	-69,61	625.668	210.300	-66,39
BELIZE	107	5.338	4.888,79	280	30.238	10.699,29
DOMINICAN REPUBLIC	136.325	177.405	30,13	117.129	169.938	45,09
EL SALVADOR	49.536	74.304	50,00	46.440	73.788	58,89
COSTA RICA	119.926	61.531	-48,69	108.997	54.513	-49,99
HAITI	2.006.494	3.375.762	68,24	1.917.810	3.201.803	66,95
BARBADOS	8.091	22.513	178,25	11.272	28.441	152,32

TABEL 5. PERKEMBANGAN EKSPOR INDONESIA MENURUT KOMODITI DAN NEGARA TUJUAN

JENIS BARANG	BERAT BERSIH (KG)		PERUB	NILAI FOB (US \$)		PERUB
	JAN-JAN 2006	JAN-JAN 2007	%	JAN-JAN 2006	JAN-JAN 2007	%
(1)	(2)	(3)	(4)	(5)	(6)	(7)
ANGUILLA	15	0	-100,00	19	0	-100,00
CAPE VERDE	54.517	86.381	58,45	48.482	74.508	53,68
DOMINICA	10.367	10.696	3,17	9.071	6.707	-26,06
FRENCH POLYNESIA	51.604	20.965	-59,37	31.007	12.085	-61,02
MARTINIQUE	38	20.840	54.742,11	170	9.950	5.752,94
NETHERLANDS ANTILLES	105.229	98.699	-6,21	61.400	85.964	40,01
GUADELOUPE	0	26	-	0	103	-
SAINT KITTS AND NEVIS	0	1	-	0	2	-
UNITED KINGDOM	1.090.840	869.914	-20,25	1.628.806	990.755	-39,17
NETHERLANDS	632.531	991.020	56,68	810.603	1.276.077	57,42
FRANCE	1.028.393	625.452	-39,18	538.729	374.690	-30,45
GERMANY, FED. REP. OF	27.979	135.122	382,94	56.832	141.645	149,23
AUSTRIA	0	39	-	0	263	-
BELGIUM	1.015.586	731.709	-27,95	754.154	688.143	-8,75
SWITZERLAND	267	602	125,47	3.019	3.993	32,26
DENMARK	438	10.353	2.263,70	593	20.205	3.307,25
NORWAY	130	20	-84,62	822	340	-58,64
SWEDEN	480.390	124	-99,97	211.734	467	-99,78
FINLAND	29.483	28.951	-1,80	37.651	35.076	-6,84
IRELAND	0	439	-	0	2.016	-
ITALY	362.144	815.785	125,27	284.394	538.228	89,25
SPAIN	272.778	338.568	24,12	431.101	524.966	21,77
PORTUGAL	156.058	119.627	-23,34	85.508	115.557	35,14
GREECE	117.593	175.817	49,51	186.400	230.422	23,62
CZECHOSLOVAKIA	5.816.452	4.582.542	-21,21	5.246.865	3.849.442	-26,63
HUNGARY	6	0	-100,00	1	0	-100,00
POLAND	1.066.645	825.285	-22,63	527.911	426.392	-19,23
ROMANIA	41.585	27.667	-33,47	42.088	29.777	-29,25
BULGARIA	200.517	162.467	-18,98	161.250	162.912	1,03
YUGOSLAVIA	136	0	-100,00	249	0	-100,00
AZERBAIJAN	0	16.088	-	0	19.389	-
UKRAINE	7.876.403	6.117.323	-22,33	3.569.596	2.845.656	-20,28
LITHUANIA	14.471	56	-99,61	13.261	373	-97,19
LATVIA	425	0	-100,00	2.350	0	-100,00
MALTA	436.740	17.798	-95,92	220.454	19.776	-91,03
CZECH REPUBLIC	23.610	11.808	-49,99	22.954	11.890	-48,20
RUSSIA FEDERATION	91.003	307.287	237,67	102.530	205.321	100,25
-BAHAN CELUP ORGANIK SINTETIK	37.177.847	42.245.861	13,63	104.232.962	134.705.635	29,24
JAPAN	3.528.960	4.069.397	15,31	12.366.830	15.369.734	24,28
HONG KONG	1.960.393	2.305.150	17,59	5.908.337	7.837.239	32,65
KOREA, REPUBLIC OF	999.840	1.405.208	40,54	1.961.299	4.568.934	132,95
TAIWAN	1.532.935	2.249.005	46,71	4.743.052	8.616.603	81,67
CHINA	5.665.697	6.294.386	11,10	11.371.658	14.245.965	25,28
THAILAND	623.102	582.594	-6,50	1.747.367	1.432.819	-18,00
SINGAPORE	5.474.503	5.498.329	0,44	23.682.453	27.599.499	16,54
PHILIPPINES	945.988	145.251	-84,65	220.550	148.500	-32,67
MALAYSIA	384.646	268.776	-30,12	739.617	930.128	25,76
MYANMAR (FORM. BURMA)	9.000	480	-94,67	12.650	1.049	-91,71
CAMBODIA	11.150	74.618	569,22	166.010	163.153	-1,72
BRUNEI DARUSSALAM	27	0	-100,00	16	0	-100,00
NEPAL	250.000	250.000	0,00	346.347	366.509	5,82
VIET NAM	323.169	249.855	-22,69	990.351	857.978	-13,37
INDIA	6.099.456	6.753.879	10,73	7.716.062	7.233.722	-6,25
PAKISTAN	863.645	694.083	-19,63	871.435	858.412	-1,49
BANGLADESH	1.291.943	1.345.673	4,16	2.351.336	2.620.130	11,43
SRI LANKA	39.707	45.574	14,78	195.428	261.496	33,81
IRAN (ISLAMIC REPUBLIC OF)	17.949	23.998	33,70	49.650	49.500	-0,30
SAUDI ARABIA	0	21.597	-	0	45.357	-
JORDAN	21.392	0	-100,00	75.937	0	-100,00
SYRIA ARAB REPUBLIC	9.996	0	-100,00	21.220	0	-100,00
TURKEY	1.161.016	1.018.435	-12,28	3.976.387	4.218.182	6,08
UNITED ARAB EMIRATES	1.000	2.000	100,00	3.692	7.344	98,92
EGYPT	26.797	2.149	-91,98	79.005	13.113	-83,40
TANZANIA, UNITED REPUBLIC OF	34.416	52.542	52,67	98.314	100.662	2,39
KENYA	0	11	-	0	9	-
GHANA	1.485	0	-100,00	1.800	0	-100,00
NIGERIA	30.997	43.484	40,28	86.455	142.430	64,74
SOUTH AFRICA	44.525	14.320	-67,84	131.960	56.768	-56,98
MAURITIUS	740	0	-100,00	2.220	0	-100,00
AUSTRALIA	98.563	69.338	-29,65	253.634	213.660	-15,76
NEW ZEALAND	5.066	2.170	-57,17	21.797	20.350	-6,64
NEW CALEDONIA	0	40.000	-	0	48.548	-
FIJI	729	720	-1,23	12.097	12.096	-0,01
EAST TIMOR	5	200	3.900,00	6	1.200	19.900,00
UNITED STATES	1.227.514	3.272.580	166,60	4.061.788	7.756.025	90,95
CANADA	5.550	6.922	24,72	30.307	43.948	45,01
MEXICO	334.700	399.026	19,22	1.027.211	1.728.856	68,31

TABEL 5. PERKEMBANGAN EKSPOR INDONESIA MENURUT KOMODITI DAN NEGARA TUJUAN

JENIS BARANG	BERAT BERSIH (KG)		PERUB	NILAI FOB (US \$)		PERUB
	JAN-JAN 2006	JAN-JAN 2007	%	JAN-JAN 2006	JAN-JAN 2007	%
(1)	(2)	(3)	(4)	(5)	(6)	(7)
HONDURAS	0	50.000	-	0	150.000	-
NICARAGUA	0	1.000	-	0	6.620	-
CHILE	1.999	9.496	375,04	6.030	28.870	378,77
ARGENTINA	9.000	27.994	211,04	22.410	91.840	309,82
BRAZIL	404.031	543.814	34,60	1.659.411	2.859.133	72,30
COLOMBIA	2.800	500	-82,14	20.561	2.300	-88,81
PERU	0	550	-	0	4.928	-
ANTIGUA AND BARBUDA	283	0	-100,00	1.635	0	-100,00
UNITED KINGDOM	167.498	133.448	-20,33	885.569	612.026	-30,89
NETHERLANDS	48.039	47.761	-0,58	224.341	325.510	45,10
FRANCE	2.200	16	-99,27	6.250	66	-98,94
GERMANY, FED. REP. OF	2.015.871	2.785.698	38,19	10.965.072	17.647.381	60,94
BELGIUM	151.989	102.936	-32,27	855.143	574.143	-32,86
SWITZERLAND	58.368	115.138	97,26	267.241	555.554	107,89
DENMARK	9.999	0	-100,00	35.325	0	-100,00
ITALY	223.051	285.872	28,16	697.923	922.542	32,18
SPAIN	917.806	756.455	-17,58	2.819.194	2.724.655	-3,35
PORTUGAL	0	11.999	-	0	46.360	-
HUNGARY	0	400	-	0	1.772	-
POLAND	117.664	134.711	14,49	368.343	422.142	14,61
ROMANIA	2.695	4.226	56,81	11.762	18.130	54,14
YUGOSLAVIA	0	1	-	0	11	-
LATVIA	17.949	30.596	70,46	62.322	136.394	118,85
CZECH REPUBLIC	0	1.500	-	0	5.340	-
RUSSIA FEDERATION	4	0	-100,00	152	0	-100,00
-PREPARAT PEMBASMI KUMAN, DLL	34.342.881	44.360.563	29,17	67.037.501	89.888.973	34,09
JAPAN	2.568.284	3.051.219	18,80	2.760.227	5.092.753	84,50
HONG KONG	291.941	88.695	-69,62	431.451	331.355	-23,20
KOREA, REPUBLIC OF	713.978	560.313	-21,52	1.151.751	1.115.084	-3,18
TAIWAN	2.052.953	1.408.571	-31,39	2.259.615	2.228.483	-19,25
CHINA	531.236	862.955	62,44	3.327.735	7.379.662	121,76
PAPUA NEW GUINEA	105.784	165.902	56,83	85.158	183.872	115,92
THAILAND	5.560.206	7.083.261	27,39	9.190.056	11.548.513	25,66
SINGAPORE	992.907	6.783.485	583,19	1.089.720	10.321.806	847,20
PHILIPPINES	2.633.578	3.286.526	24,79	9.402.235	7.169.863	-23,74
MALAYSIA	3.204.737	4.430.371	38,24	10.976.875	11.908.916	8,49
MYANMAR (FORM. BURMA)	215.070	246.660	14,69	122.571	160.566	31,00
BRUNEI DARUSSALAM	3.466	1.393	-59,81	14.211	3.246	-77,16
NEPAL	0	9.300	-	0	6.060	-
VIET NAM	1.495.070	1.322.784	-11,52	8.516.280	8.107.287	-4,80
MALDIVES	77.824	61.858	-20,52	111.543	107.893	-3,27
INDIA	190.008	208.134	9,54	121.717	155.919	28,10
PAKISTAN	2.108.799	2.937.392	39,29	1.316.481	3.004.512	128,22
BANGLADESH	366.081	749.768	104,81	671.857	1.213.391	80,60
SRI LANKA	472.695	92.449	-80,44	740.893	272.748	-63,19
IRAN (ISLAMIC REPUBLIC OF)	668	0	-100,00	10.573	0	-100,00
SAUDI ARABIA	7.538	8.640	14,62	49.431	111.961	126,50
JORDAN	454	617	35,90	5.257	8.942	70,10
LEBANON	161.870	154.551	-4,52	161.025	164.605	2,22
YEMEN	1.224	5.885	380,80	6.289	21.453	241,12
OMAN	328	597	82,01	1.629	6.121	275,75
SYRIA ARAB REPUBLIC	192	0	-100,00	835	0	-100,00
TURKEY	0	4	-	0	3	-
UNITED ARAB EMIRATES	63.509	97.719	53,87	55.576	76.155	37,03
LIBYAN ARAB JAMAHIRIYA	7.560	0	-100,00	8.624	0	-100,00
ALGERIA	0	20.820	-	0	22.069	-
SUDAN	0	36.476	-	0	168.572	-
ERITREA	1.340	0	-100,00	3.553	0	-100,00
TANZANIA, UNITED REPUBLIC OF	110.364	103.260	-6,44	69.774	105.439	51,12
MADAGASCAR	539.536	848.600	57,28	402.043	604.694	50,41
KENYA	360.397	252.497	-29,94	272.389	252.157	-7,43
REUNION	0	47.541	-	0	28.910	-
MOZAMBIQUE	130.752	63.360	-51,54	88.128	42.998	-51,21
EQUATORIAL GUINEA	2.248	4.130	83,72	2.112	11.381	438,87
TOGO	224.810	160.739	-28,50	197.383	122.331	-38,02
GHANA	1.349.179	317.837	-76,44	1.007.411	234.816	-76,69
GUINEA	43.200	43.200	0,00	28.624	22.688	-20,74
ANGOLA	28.050	0	-100,00	21.679	0	-100,00
CONGO	40.012	42.600	6,47	24.579	27.936	13,66
CAMEROON	123.000	20.690	-83,18	101.100	16.990	-83,19
NIGERIA	956	1.541	61,19	6.027	1.433	-76,22
GABON	36.703	0	-100,00	34.703	0	-100,00
COTE D'IVOIRE	344.664	371.707	7,85	343.627	357.088	3,92
SENEGAL	117.106	12.856	-89,02	102.010	43.397	-57,46
BENIN	135.630	25.305	-81,34	112.802	54.806	-51,41
GAMBIA	10.241	3.643	-64,43	44.892	7.259	-83,83
SEYCHELLES	0	57	-	0	4.396	-

TABEL 5. PERKEMBANGAN EKSPOR INDONESIA MENURUT KOMODITI DAN NEGARA TUJUAN

JENIS BARANG	BERAT BERSIH (KG)		PERUB	NILAI FOB (US \$)		PERUB
	JAN-JAN 2006	JAN-JAN 2007	%	JAN-JAN 2006	JAN-JAN 2007	%
(1)	(2)	(3)	(4)	(5)	(6)	(7)
UGANDA	387.135	129.600	-66,52	242.158	83.952	-65,33
NIGER	0	20.160	-	0	12.816	-
SOUTH AFRICA	584.645	1.026.779	75,62	636.397	1.161.435	82,50
ZIMBABWE	0	105.118	-	0	25.670	-
ZAMBIA	0	20.159	-	0	14.820	-
MALAWI	20.160	182.840	806,94	11.952	106.138	788,04
COMOROS	0	14.738	-	0	16.879	-
MAURITIUS	232.837	598.461	157,03	274.707	647.511	135,71
VIRGIN ISLANDS (BRITISH)	0	189	-	0	2.924	-
AUSTRALIA	245.961	851.458	246,18	269.651	618.840	129,50
NEW ZEALAND	50.280	15.188	-69,79	3.215.796	685.330	-78,69
MICRONESIA, FEDERATED STATES OF GUAM	4.320	5.933	37,34	15.650	17.058	9,00
NEW CALEDONIA	2.250	2.250	0,00	3.167	5.868	85,29
VANUATU	8.294	32.594	292,98	7.887	60.026	661,08
AMERICAN SAMOA	5.672	8.329	46,84	5.366	8.078	50,54
COOK ISLANDS	29.100	37.768	29,79	127.342	97.447	-23,48
FIJI	6.150	7.777	26,46	6.604	7.474	13,17
KIRIBATI	95.606	175.415	83,48	85.280	149.395	75,18
SAMOA	1.875	0	-100,00	2.245	0	-100,00
SOLOMON ISLANDS	195.628	268.139	37,07	165.671	223.562	34,94
TONGA	1.135	722	-36,39	1.300	849	-34,69
TUVALU	27.310	26.057	-4,59	21.907	18.133	-17,23
EAST TIMOR	0	525	-	0	357	-
UNITED STATES	45.336	2.563	-94,35	44.881	1.525	-96,60
CANADA	32.718	17.488	-46,55	25.528	1.218.142	4.671,79
MEXICO	0	4.518	-	0	12.520	-
GUATEMALA	1.571.232	1.490.914	-5,11	1.929.502	1.881.311	-2,50
HONDURAS	221.439	294.355	32,93	206.049	270.085	31,08
NICARAGUA	387.065	967.940	150,07	361.359	799.875	121,35
PANAMA	165.626	232.475	40,36	154.854	191.669	23,77
SURINAME	0	20.250	-	0	16.407	-
VENEZUELA	3.500	2.495	-28,71	59.368	37.842	-36,26
ARGENTINA	260.388	0	-100,00	295.697	0	-100,00
BRAZIL	0	44.200	-	0	29.622	-
PERU	0	1	-	0	1	-
TRINIDAD AND TOBAGO	5.559	12.966	133,24	58.040	150.596	159,47
JAMAICA	37.657	63.497	68,62	35.881	59.302	65,27
PUERTO RICO	220.242	189.611	-13,91	278.392	271.911	-2,33
BELIZE	0	36.164	-	0	37.136	-
DOMINICAN REPUBLIC	18.168	90	-99,50	20.655	1.199	-94,20
EL SALVADOR	232.844	108.492	-53,41	253.456	108.668	-57,13
COSTA RICA	183.626	240.691	31,08	172.950	213.666	23,54
HAITI	33.084	36.147	9,26	38.714	48.383	24,98
BARBADOS	524.519	188.554	-64,05	369.807	144.124	-61,03
FRENCH GUIANA	34.582	54.246	56,86	32.891	56.651	72,24
MARTINIQUE	15.715	15.566	-0,95	19.626	30.616	56,00
NETHERLANDS ANTILLES	40.089	75.465	88,24	45.389	77.204	70,09
GUADELOUPE	7.980	7.980	0,00	10.671	14.100	32,13
UNITED KINGDOM	0	1.553	-	0	7.992	-
NETHERLANDS	7.980	0	-100,00	10.690	0	-100,00
FRANCE	200	55	-72,50	1.640	270	-83,54
GERMANY, FED. REP. OF	15.067	201	-98,67	18.663	466	-97,50
AUSTRIA	1.040	39.065	3.656,25	37.981	44.214	16,41
BELGIUM	121.033	22.409	-81,49	394.199	48.612	-87,67
SWITZERLAND	0	220	-	0	200	-
DENMARK	198.000	0	-100,00	324.720	0	-100,00
NORWAY	0	125	-	0	4.505	-
SWEDEN	17.500	64.872	270,70	11.750	43.192	267,59
IRELAND	0	40	-	0	128	-
ITALY	0	4.136	-	0	16.664	-
SPAIN	34.560	84	-99,76	128.376	40	-99,97
GREECE	238.346	260.255	9,19	347.042	6.952.761	1.903,44
CZECHOSLOVAKIA	0	7	-	0	20	-
LATVIA	78.448	72.318	-7,81	109.279	87.369	-20,05
	212.728	201.600	-5,23	127.932	134.640	5,24
	52.104	60.848	16,78	65.988	80.254	21,62
-DAMAR TIRUAN, BAHAN PLASTIK	1.122.025.302	1.217.412.047	8,50	1.562.099.474	1.738.158.051	11,27
JAPAN	229.108.629	233.829.919	2,06	346.169.238	371.630.279	7,36
HONG KONG	64.577.552	63.999.369	-0,90	47.205.137	61.745.588	30,80
KOREA, DEMOCRATIC PEOPLE'S REPL	12.249	12.873	5,09	13.557	32.267	138,01
KOREA, REPUBLIC OF	14.892.795	14.950.807	0,39	19.614.391	24.096.232	22,85
TAIWAN	12.465.504	17.553.395	40,82	21.652.788	30.795.969	42,23
CHINA	115.783.663	107.959.422	-6,76	102.802.175	99.339.278	-3,37
MONGOLIA	17	116	582,35	131	391	198,47
MACAU	0	131.700	-	0	56.643	-
PAPUA NEW GUINEA	788.333	918.814	16,55	1.813.619	2.392.926	31,94
THAILAND	20.334.442	17.132.117	-15,75	46.510.742	46.661.148	0,32

TABEL 5. PERKEMBANGAN EKSPOR INDONESIA MENURUT KOMODITI DAN NEGARA TUJUAN

JENIS BARANG	BERAT BERSIH (KG)		PERUB	NILAI FOB (US \$)		PERUB
	JAN-JAN 2006	JAN-JAN 2007	%	JAN-JAN 2006	JAN-JAN 2007	%
(1)	(2)	(3)	(4)	(5)	(6)	(7)
SINGAPORE	80.136.285	82.641.611	3,13	121.360.383	117.779.661	-2,95
PHILIPPINES	24.073.566	22.447.983	-6,75	46.537.957	49.049.296	5,40
MALAYSIA	86.105.870	90.624.087	5,25	110.179.886	122.891.934	11,54
MYANMAR (FORM. BURMA)	3.560.370	4.238.473	19,05	2.909.158	3.134.685	7,75
CAMBODIA	67.565	79.850	18,18	83.401	267.672	220,95
BRUNEI DARUSSALAM	475.693	495.954	4,26	722.318	622.635	-13,80
LAO PEOPLE'S DEMOCRATIC REPUBLI	4	0	-100,00	6	0	-100,00
NEPAL	6.154.276	236.042	-96,16	6.819.550	390.130	-94,28
VIET NAM	37.847.622	30.330.027	-19,86	55.126.258	41.748.652	-24,27
MALDIVES	179.498	131.902	-26,52	260.193	269.299	3,50
INDIA	43.755.674	41.140.191	-5,98	43.082.034	40.472.348	-6,06
PAKISTAN	3.169.100	5.687.817	79,48	6.076.820	9.170.116	50,90
BANGLADESH	19.057.990	28.058.946	47,23	17.400.131	25.747.771	47,97
SRI LANKA	3.988.534	7.393.007	85,36	6.955.324	8.947.633	28,64
IRAQ	88.002	0	-100,00	100.058	0	-100,00
IRAN (ISLAMIC REPUBLIC OF)	3.412.012	319.706	-90,63	3.599.775	838.716	-76,70
SAUDI ARABIA	6.311.174	5.274.918	-16,42	12.287.162	11.662.585	-5,08
KUWAIT	441.679	521.220	18,01	1.345.979	1.277.964	-5,05
JORDAN	215.061	187.081	-13,01	370.577	324.037	-12,56
LEBANON	762.286	1.052.574	38,08	1.241.712	1.770.744	42,61
YEMEN	963.064	1.067.367	10,83	1.390.563	1.715.921	23,40
OMAN	268.259	623.545	132,44	477.069	975.268	104,43
SYRIA ARAB REPUBLIC	1.389.308	546.606	-60,66	1.482.230	879.375	-40,67
TURKEY	33.096.402	46.796.983	41,40	31.662.417	39.486.353	24,71
UNITED ARAB EMIRATES	14.321.179	16.481.146	15,08	19.798.957	21.888.989	10,56
QATAR	38.323	66.098	72,48	110.553	223.244	101,93
BAHRAIN	129.562	1.596.619	1.132,32	215.371	1.324.333	514,91
CYPRUS	38.445	29.368	-23,61	89.989	75.320	-16,30
EGYPT	5.475.181	10.991.651	100,75	6.615.744	10.751.615	62,52
LIBYAN ARAB JAMAHIRIYA	112.572	62.671	-44,33	231.858	202.110	-12,83
MOROCCO	41.631	126.348	203,49	85.621	195.943	128,85
TUNISIA	89.069	66.089	-25,80	182.452	143.028	-21,61
ALGERIA	14.184	144	-98,98	76.851	753	-99,02
SUDAN	2.099.121	266.988	-87,28	2.325.081	699.194	-69,93
LESOTHO	655	0	-100,00	1.736	0	-100,00
NAMIBIA	15.022	14.844	-1,18	38.697	34.147	-11,76
ETHIOPIA	521.474	220.103	-57,79	464.887	263.661	-43,28
TANZANIA, UNITED REPUBLIC OF	688.976	789.913	14,65	1.068.139	1.205.065	12,82
MADAGASCAR	485.949	210.858	-56,61	677.987	355.441	-47,57
SOMALIA	83.780	15.176	-81,89	126.808	73.280	-42,21
KENYA	341.362	214.999	-37,02	687.381	470.632	-31,53
REUNION	193.863	199.568	2,94	276.653	268.262	-3,03
MOZAMBIQUE	72.593	66.680	-8,15	75.521	86.846	15,00
BOTSWANA	302	0	-100,00	315	0	-100,00
TOGO	195.579	493.582	152,37	237.028	781.006	229,50
GHANA	2.387.524	3.179.315	33,16	2.268.538	2.597.902	14,52
LIBERIA	174.155	194.798	11,85	243.832	262.346	7,59
GUINEA	1.639.739	3.456.797	110,81	1.702.169	4.012.847	135,75
ANGOLA	416.209	24.453	-94,12	604.355	52.865	-91,25
CONGO	67.983	86.306	26,95	81.397	94.590	16,21
CAMEROON	381.967	483.060	26,47	466.910	481.115	3,04
NIGERIA	6.780.663	7.873.972	16,12	10.822.239	12.796.638	18,24
SIERRA LEONE	760	0	-100,00	2.129	0	-100,00
GABON	36.113	18.068	-49,97	18.168	11.057	-39,14
COTE D'IVOIRE	75.825	35.736	-52,87	294.979	107.003	-63,73
SENEGAL	73.441	86.168	17,33	163.610	180.191	10,13
MAURITANIA	120.906	35.217	-70,87	185.526	48.246	-74,00
MALI	241.440	155.321	-35,67	234.390	107.712	-54,05
BENIN	47.224	210.027	344,75	79.186	217.185	174,27
BURKINA FASO	26.220	62.863	139,75	21.060	49.311	134,15
GUINEA BISSAU	0	119.700	-	0	466.830	-
GAMBIA	135.560	14	-99,99	214.695	28	-99,99
U.S. VIRGIN ISLANDS	381	2.108	453,28	738	1.715	132,38
SEYCHELLES	22.625	10.660	-52,88	71.076	54.728	-23,00
UGANDA	9.219	9.165	-0,59	12.654	11.287	-10,80
CENTRAL AFRICAN REPUBLIC	11.742	9.327	-20,57	8.109	12.736	57,06
NIGER	280	0	-100,00	3.700	0	-100,00
DJIBOUTI	556.135	280.908	-49,49	638.711	496.305	-22,30
SAINT HELENA	0	16.000	-	0	13.871	-
SAO TOME AND PRINCIPE	0	15.960	-	0	23.710	-
SWAZILAND	156	0	-100,00	30	0	-100,00
SOUTH AFRICA	2.506.764	3.603.825	43,76	4.548.849	5.570.621	22,46
ZIMBABWE	60.859	77.968	28,11	102.820	87.626	-14,78
ZAMBIA	28.696	42.017	46,42	52.758	50.419	-4,43
COMOROS	3.883	0	-100,00	9.312	0	-100,00
MAURITIUS	1.968.070	2.888.249	46,76	2.505.063	3.582.957	43,03
RWANDA	0	1.710	-	0	4.664	-
ZAIRE	4.192	16.318	289,27	7.051	23.305	230,52

TABEL 5. PERKEMBANGAN EKSPOR INDONESIA MENURUT KOMODITI DAN NEGARA TUJUAN

JENIS BARANG	BERAT BERSIH (KG)		PERUB	NILAI FOB (US \$)		PERUB
	JAN-JAN 2006	JAN-JAN 2007	%	JAN-JAN 2006	JAN-JAN 2007	%
	(1)	(2)	(3)	(4)	(5)	(6)
VIRGIN ISLANDS (BRITISH)	152	152	0,00	465	1.102	136,99
AUSTRALIA	52.519.630	80.200.228	52,71	76.533.782	111.139.494	45,22
NEW ZEALAND	11.273.720	15.874.111	40,81	15.573.462	22.711.538	45,83
MICRONESIA, FEDERATED STATES OF	4.968	226	-95,45	7.429	709	-90,46
GUAM	7.764	3.195	-58,85	11.215	34.799	210,29
PALAU	653	74	-88,67	767	309	-59,71
NEW CALEDONIA	103.613	58.713	-43,33	234.937	94.098	-59,95
NORTHERN MARIANA ISLANDS	13.052	822	-93,70	7.473	1.660	-77,79
SAINT VINCENT AND THE GRENADINES	298	750	151,68	1.081	413	-61,79
VANUATU	2.739	7.033	156,77	1.760	11.324	543,41
WALLIS AND FUTUNA ISLANDS	870	6.589	657,36	819	6.189	655,68
AMERICAN SAMOA	140.587	818	-99,42	164.516	1.925	-98,83
COOK ISLANDS	471	1.678	256,26	1.631	6.882	321,95
FIJI	733.144	686.387	-6,38	2.120.907	1.913.235	-9,79
MARSHALL ISLANDS	3.420	4.348	27,13	7.224	6.379	-11,70
SAMOA	0	57.206	-	0	480.243	-
SOLOMON ISLANDS	53.554	33.279	-37,86	64.302	49.017	-23,77
TONGA	9.480	105	-98,89	10.836	1.634	-84,92
TUVALU	2.989	0	-100,00	7.833	0	-100,00
EAST TIMOR	4.903.763	2.222.572	-54,68	7.418.290	3.138.196	-57,70
UNITED STATES	121.317.049	150.301.961	23,89	208.295.834	254.539.032	22,20
CANADA	3.448.421	3.448.981	0,02	7.385.422	7.995.824	8,26
MEXICO	881.477	827.203	-6,16	2.111.057	2.471.330	17,07
GUATEMALA	231.013	161.356	-30,15	343.925	363.774	5,77
HONDURAS	40.090	67.713	68,90	93.616	144.448	54,30
NICARAGUA	7.105	105	-98,52	118.365	46	-99,96
PANAMA	543.180	131.871	-75,72	1.037.795	196.734	-81,04
SURINAME	77.374	18.048	-76,67	123.410	108.821	-11,82
CHILE	119.437	169.288	41,74	262.937	379.655	44,39
VENEZUELA	21.336	39.015	82,86	112.504	157.299	39,82
ARGENTINA	562.594	1.559.422	177,18	768.332	1.762.898	129,44
BRAZIL	2.254.469	2.299.788	2,01	2.818.253	3.136.855	11,30
COLOMBIA	206.549	635.799	207,82	881.845	1.794.961	103,55
BOLIVIA	805	62	-92,30	7.862	932	-88,15
URUGUAY	39.923	49.006	22,75	76.518	76.782	0,35
PARAGUAY	37.716	30.326	-19,59	94.828	84.334	-11,07
ECUADOR	99.416	25.795	-74,05	191.109	35.902	-81,21
PERU	586.699	434.648	-25,92	1.930.133	1.461.029	-24,30
GUYANA	26.730	91.855	243,64	26.701	136.940	412,86
TRINIDAD AND TOBAGO	3.035	15.571	413,05	32.992	61.863	87,51
BAHAMAS	347	0	-100,00	759	0	-100,00
JAMAICA	54.972	163.786	197,94	102.138	308.539	202,08
PUERTO RICO	183.380	83.078	-54,70	365.146	166.592	-54,38
BELIZE	14.929	5.526	-62,98	65.335	45.065	-31,02
DOMINICAN REPUBLIC	22.695	61.300	170,10	40.151	187.156	366,13
EL SALVADOR	2.597	17.588	577,24	12.900	23.467	81,91
COSTA RICA	20.642	35.174	70,40	51.182	82.891	61,95
HAITI	60.728	47.967	-21,01	128.994	95.484	-25,98
BARBADOS	1.210	50	-95,87	2.000	59	-97,05
ANTIGUA AND BARBUDA	17.509	2.969	-83,04	8.235	21.099	156,21
ARUBA	57	0	-100,00	195	0	-100,00
BERMUDA	145	706	386,90	948	4.797	406,01
CAYMAN ISLANDS	244	0	-100,00	244	0	-100,00
FRENCH GUIANA	470	932	98,30	645	1.135	75,97
FRENCH POLYNESIA	16.375	12.532	-23,47	61.536	70.201	14,08
GRENADA	0	340	-	0	1.209	-
MARTINIQUE	23.095	4.263	-81,54	51.167	18.324	-64,19
NETHERLANDS ANTILLES	14.384	24.892	73,05	28.741	45.058	56,77
SAINT LUCIA	2.376	277	-88,34	1.847	1.500	-18,79
TURKS AND CAICOS ISLANDS	0	48	-	0	148	-
GUADELOUPE	14.643	7.841	-46,45	38.057	25.222	-33,73
UNITED KINGDOM	19.851.062	26.885.430	35,44	32.747.529	43.422.296	32,60
NETHERLANDS	3.860.718	9.656.691	150,13	7.436.768	21.738.625	192,31
FRANCE	2.044.348	2.941.003	43,86	7.689.424	10.858.199	41,21
GERMANY, FED. REP. OF	3.500.246	2.798.578	-20,05	8.847.884	7.388.434	-16,49
AUSTRIA	22.958	47.206	105,62	96.140	123.799	28,77
BELGIUM	7.235.904	3.835.837	-46,99	17.259.691	6.486.493	-62,42
SWITZERLAND	2.832.401	950.730	-66,43	3.264.296	1.277.856	-60,85
LUXEMBOURG	67	497	641,79	17	376	2.111,76
DENMARK	153.884	184.322	19,78	360.890	491.959	36,32
NORWAY	34.824	39.777	14,22	84.425	127.046	50,48
SWEDEN	59.490	194.400	226,78	392.542	752.842	91,79
FINLAND	557.502	446.128	-19,98	953.913	802.833	-15,84
IRELAND	701.609	1.372.113	95,57	1.426.497	2.388.692	67,45
ITALY	3.272.749	1.917.347	-41,41	5.885.948	4.356.424	-25,99
SPAIN	1.719.924	3.010.387	75,03	4.182.526	7.176.849	71,59
PORTUGAL	351.592	3.658.397	940,52	700.393	4.208.589	500,89
ICELAND	757.616	616.000	-18,69	956.134	772.054	-19,25

TABEL 5. PERKEMBANGAN EKSPOR INDONESIA MENURUT KOMODITI DAN NEGARA TUJUAN

JENIS BARANG	BERAT BERSIH (KG)		PERUB	NILAI FOB (US \$)		PERUB
	JAN-JAN 2006	JAN-JAN 2007	%	JAN-JAN 2006	JAN-JAN 2007	%
(1)	(2)	(3)	(4)	(5)	(6)	(7)
GREECE	1.094.419	1.436.271	31,24	2.892.176	3.651.228	26,25
LIECHTENSTEIN	27	0	-100,00	2.322	0	-100,00
CZECHOSLOVAKIA	359.185	183.895	-48,80	479.374	244.324	-49,03
HUNGARY	83.959	107.570	28,12	172.115	236.520	37,42
POLAND	1.190.630	467.948	-60,70	2.527.416	1.427.228	-43,53
ROMANIA	8.211.311	4.884.571	-40,51	9.292.475	5.833.163	-37,23
BULGARIA	816.233	18.554	-97,73	1.013.551	53.189	-94,75
YUGOSLAVIA	1.143.044	755	-99,93	1.261.487	1.777	-99,86
ALBANIA	0	720	-	0	375	-
ARMENIA	0	39.481	-	0	111.127	-
AZERBAIJAN	0	132.000	-	0	155.264	-
KAZAKHSTAN	51	0	-100,00	861	0	-100,00
TURKMENISTAN	20.999	0	-100,00	39.060	0	-100,00
UKRAINE	3.102.266	4.492.496	44,81	3.594.048	6.093.822	69,55
LITHUANIA	1.695	143.817	8.384,78	4.874	249.699	5.023,08
LATVIA	72.692	67.233	-7,51	133.683	130.999	-2,01
ESTONIA	868	15.999	1.743,20	1.350	27.685	1.950,74
GEORGIA	0	44.022	-	0	49.267	-
CROATIA	1.446.095	19.689	-98,64	1.411.942	43.987	-96,88
BOSNIA AND HERZEGOVINA	0	5.664	-	0	10.311	-
MALTA	20.495	26.719	30,37	61.225	96.741	58,01
SLOVAKIA	1.390	16.768	1.106,33	8.745	36.463	316,96
SLOVENIA	1.633	8.574	425,05	2.946	6.342	115,27
CZECH REPUBLIC	23.783	27.067	13,81	86.015	116.218	35,11
REP. OF MACEDONIA	0	982	-	0	3.078	-
FAEROE ISLANDS	11.799	0	-100,00	9.781	0	-100,00
RUSSIA FEDERATION	515.720	5.487.744	964,09	972.202	4.963.132	410,50
-BAHAN KERTAS	2.552.965.878	2.812.624.096	10,17	932.708.467	1.124.049.592	20,51
JAPAN	143.409.045	156.346.738	9,02	56.712.067	72.389.922	27,64
KOREA, REPUBLIC OF	713.641.882	613.153.524	-14,08	253.295.268	232.787.682	-8,10
TAIWAN	113.337.292	102.782.881	-9,31	44.554.296	46.679.738	4,77
CHINA	1.021.090.222	1.357.499.143	32,95	380.487.327	552.902.124	45,31
THAILAND	6.701.564	4.171.666	-37,75	2.643.473	1.798.028	-31,98
SINGAPORE	5.325.427	62.792	-98,82	2.079.440	148.924	-92,84
PHILIPPINES	15.583.900	7.668.900	-50,79	5.726.583	2.910.478	-49,18
MALAYSIA	13.369.301	5.388.400	-59,70	5.432.856	2.374.913	-56,29
VIET NAM	44.192.484	38.969.007	-11,82	15.109.268	14.602.373	-3,35
INDIA	133.021.354	133.522.377	0,38	47.390.260	52.338.117	10,44
PAKISTAN	0	339.440	-	0	107.448	-
BANGLADESH	5.826.514	23.166.041	297,60	2.164.131	8.918.233	312,09
IRAN (ISLAMIC REPUBLIC OF)	0	740.000	-	0	235.793	-
SAUDI ARABIA	0	4.997.100	-	0	1.637.575	-
KUWAIT	2.993.975	6.482.822	116,53	1.197.641	2.574.485	114,96
JORDAN	2.799.028	103.269	-96,31	1.266.560	439.862	-65,27
UNITED ARAB EMIRATES	7.414.430	8.822.918	19,00	2.997.209	3.848.426	28,40
EGYPT	1.199.847	0	-100,00	543.818	0	-100,00
REUNION	0	632	-	0	1.006	-
DJIBOUTI	879.600	1.140.000	29,60	430.612	405.113	-5,92
AUSTRALIA	3.985.800	971	-99,98	1.491.701	610	-99,96
UNITED STATES	21.815.646	41.904.942	92,09	7.269.413	14.960.485	105,80
CANADA	0	98	-	0	199	-
PANAMA	0	1.800.000	-	0	695.744	-
ARGENTINA	0	500.000	-	0	149.570	-
BRAZIL	0	10.731	-	0	40	-
URUGUAY	0	134	-	0	72	-
UNITED KINGDOM	0	185	-	0	2.469	-
NETHERLANDS	55.813.445	42.192.984	-24,40	19.385.999	16.407.788	-15,36
FRANCE	65.322.067	92.373.383	41,41	23.544.028	35.057.414	48,90
GERMANY, FED. REP. OF	22.487.997	139	-100,00	9.438.593	141	-100,00
SWITZERLAND	0	999.997	-	0	352.791	-
ITALY	152.755.058	164.595.056	7,75	49.547.924	58.256.378	17,58
POLAND	0	399.175	-	0	183.122	-
BULGARIA	0	2.488.566	-	0	881.984	-
SLOVENIA	0	85	-	0	545	-
-ALAS KAKI (KULIT, KARET DAN KANV	104.201.984	112.260.611	7,73	1.428.517.569	1.599.766.468	11,99
JAPAN	7.780.323	7.938.912	2,04	88.349.524	96.490.164	9,21
HONG KONG	823.218	1.061.252	28,92	11.487.914	13.556.377	18,01
KOREA, DEMOCRATIC PEOPLE'S REPL	1	290	28.900,00	18	1.243	6.805,56
KOREA, REPUBLIC OF	1.279.273	2.113.062	65,18	18.525.848	26.191.349	41,38
TAIWAN	965.355	1.094.026	13,33	9.294.812	9.957.696	7,13
CHINA	931.864	1.194.274	28,16	15.334.028	18.818.024	22,72
MONGOLIA	29	0	-100,00	209	0	-100,00
PAPUA NEW GUINEA	93.292	71.381	-23,49	520.437	710.356	36,49
THAILAND	593.731	745.573	25,57	5.839.801	11.451.881	96,10
SINGAPORE	2.535.155	4.191.087	65,32	35.591.618	50.013.978	40,52
PHILIPPINES	416.758	600.174	44,01	3.271.067	4.790.435	46,45

TABEL 5. PERKEMBANGAN EKSPOR INDONESIA MENURUT KOMODITI DAN NEGARA TUJUAN

JENIS BARANG	BERAT BERSIH (KG)		PERUB	NILAI FOB (US \$)		PERUB
	JAN-JAN 2006	JAN-JAN 2007	%	JAN-JAN 2006	JAN-JAN 2007	%
(1)	(2)	(3)	(4)	(5)	(6)	(7)
MALAYSIA	2.237.056	1.156.466	-48,30	17.073.232	12.611.029	-26,14
MYANMAR (FORM. BURMA)	59.104	5.568	-90,58	731.616	18.145	-97,52
BRUNEI DARUSSALAM	34.597	53.408	54,37	317.760	287.303	-9,58
NEPAL	1.569	2.045	30,34	17.872	23.469	31,32
VIET NAM	199.955	216.473	8,26	2.206.978	2.162.227	-2,03
MALDIVES	316.451	261.270	-17,44	496.346	445.669	-10,21
INDIA	179.189	218.407	21,89	2.251.622	3.225.482	43,25
PAKISTAN	33.941	18.469	-45,58	293.382	117.522	-59,94
BANGLADESH	20.785	14.659	-29,47	199.540	60.678	-69,59
SRI LANKA	39.641	18.796	-52,58	311.867	362.543	16,25
IRAN (ISLAMIC REPUBLIC OF)	815	8.191	905,03	14.562	8.633	-40,72
SAUDI ARABIA	112.246	306.746	173,28	537.753	656.555	22,09
KUWAIT	25.176	8.498	-66,25	140.227	64.034	-54,34
JORDAN	20.541	16.813	-18,15	90.819	54.048	-40,49
P. DEM.REP. OF YEMEN	0	1.823	-	0	45.033	-
LEBANON	25.612	18.163	-29,08	287.430	218.889	-23,85
YEMEN	17.509	76.269	335,60	106.002	294.293	177,63
OMAN	0	36	-	0	468	-
SYRIA ARAB REPUBLIC	3.463	7.242	109,13	29.291	64.585	120,49
TURKEY	547.985	729.156	33,06	6.815.930	9.868.706	44,79
UNITED ARAB EMIRATES	639.175	542.506	-15,12	8.074.266	7.191.691	-10,93
QATAR	1.567	4.553	190,56	9.748	85.831	780,50
BAHRAIN	0	1.664	-	0	13.262	-
CYPRUS	37.296	19.508	-47,69	512.976	246.105	-52,02
EGYPT	56.205	37.718	-32,89	666.998	475.045	-28,78
MOROCCO	4.253	4.119	-3,15	62.104	26.215	-57,79
TUNISIA	8.596	0	-100,00	109.910	0	-100,00
ALGERIA	0	1.912	-	0	9.049	-
SUDAN	0	22	-	0	84	-
NAMIBIA	0	4	-	0	53	-
ETHIOPIA	452	0	-100,00	389	0	-100,00
TANZANIA, UNITED REPUBLIC OF	61.831	8.533	-86,20	219.258	9.029	-95,88
MADAGASCAR	147.637	156.302	5,87	345.230	176.211	-48,96
KENYA	15.625	66.760	327,26	29.747	103.111	246,63
REUNION	43.329	29.365	-32,23	116.029	98.805	-14,84
MOZAMBIQUE	110.846	69.717	-37,10	207.794	77.650	-62,63
TOGO	15.290	27.395	79,17	53.919	39.235	-27,23
GHANA	15.849	3.763	-76,26	132.978	3.025	-97,73
LIBERIA	24.026	66.335	176,10	38.285	67.830	77,17
GUINEA	29.830	33.703	12,98	118.631	54.102	-54,39
ANGOLA	27.025	23.420	-13,34	16.551	26.142	57,95
CONGO	158.000	231.000	46,20	280.688	278.223	-0,88
CAMEROON	0	4	-	0	99	-
NIGERIA	53.029	0	-100,00	74.502	0	-100,00
SIERRA LEONE	0	1.156	-	0	13.124	-
GABON	14.176	2.330	-83,56	17.520	3.225	-81,59
SENEGAL	110.000	51.725	-52,98	180.000	54.151	-69,92
MAURITANIA	0	818	-	0	4.272	-
BENIN	0	7.942	-	0	10.921	-
BURKINA FASO	1.788	0	-100,00	32.318	0	-100,00
GAMBIA	0	785	-	0	1.300	-
U.S. VIRGIN ISLANDS	11	6	-45,45	59	102	72,88
SEYCHELLES	5.479	13.994	155,41	22.818	37.358	63,72
UGANDA	40	798	1.895,00	271	927	242,07
DJIBOUTI	689	2.659	285,92	8.016	53.918	572,63
SAINT HELENA	0	1.109	-	0	13.104	-
SAO TOME AND PRINCIPE	24.191	3.695	-84,73	26.000	2.551	-90,19
SWAZILAND	480	0	-100,00	6.948	0	-100,00
SOUTH AFRICA	820.563	1.040.772	26,84	10.296.909	13.404.262	30,18
ZIMBABWE	0	3.821	-	0	18.550	-
ZAMBIA	30	143	376,67	50	883	1.666,00
COMOROS	9.018	5.696	-36,84	23.028	13.451	-41,59
BURUNDI	912	0	-100,00	1.350	0	-100,00
MAURITIUS	61.086	102.365	67,58	255.075	176.774	-30,70
VIRGIN ISLANDS (BRITISH)	1.066	1.157	8,54	9.901	18.479	86,64
AUSTRALIA	1.696.604	1.494.262	-11,93	20.818.414	21.609.727	3,80
NEW ZEALAND	247.535	286.041	15,56	3.053.279	3.822.172	25,18
MICRONESIA, FEDERATED STATES OF	0	226	-	0	746	-
GUAM	45	252	460,00	454	2.070	355,95
PALAU	0	402	-	0	4.168	-
NEW CALEDONIA	9.137	8.118	-11,15	22.392	58.996	163,47
NORTHERN MARIANA ISLANDS	758	366	-51,72	1.208	638	-47,19
SAINT VINCENT AND THE GRENADINES	2.791	40	-98,57	16.718	294	-98,24
VANUATU	4.430	1.838	-58,51	9.382	5.123	-45,40
WALLIS AND FUTUNA ISLANDS	0	263	-	0	674	-
AMERICAN SAMOA	4	370	9.150,00	24	5.172	21.450,00
COOK ISLANDS	2.771	113	-95,92	5.889	1.708	-71,00
FIJI	22.441	27.182	21,13	82.238	151.711	84,48

TABEL 5. PERKEMBANGAN EKSPOR INDONESIA MENURUT KOMODITI DAN NEGARA TUJUAN

JENIS BARANG	BERAT BERSIH (KG)		PERUB	NILAI FOB (US \$)		PERUB
	JAN-JAN 2006	JAN-JAN 2007	%	JAN-JAN 2006	JAN-JAN 2007	%
(1)	(2)	(3)	(4)	(5)	(6)	(7)
SAMOA	0	334	-	0	2.012	-
SOLOMON ISLANDS	1.974	2.415	22,34	3.998	16.165	304,33
TONGA	1.456	778	-46,57	2.440	816	-66,56
TUVALU	559	0	-100,00	2.400	0	-100,00
EAST TIMOR	144.437	23.586	-83,67	101.965	62.528	-38,68
UNITED STATES	32.973.684	29.537.435	-10,42	472.167.651	450.319.110	-4,63
CANADA	1.513.613	1.316.502	-13,02	19.994.806	17.383.689	-13,06
MEXICO	2.063.366	2.268.226	9,93	21.253.248	23.532.269	10,72
GUATEMALA	5.702	0	-100,00	51.795	0	-100,00
HONDURAS	7.432	15.968	114,85	49.877	96.663	93,80
PANAMA	752.397	915.120	21,63	10.806.687	13.356.341	23,59
CUBA	11.884	3.850	-67,60	123.616	28.742	-76,75
SURINAME	0	1.158	-	0	6.295	-
CHILE	502.086	587.575	17,03	7.205.619	8.769.944	21,71
VENEZUELA	55.096	6.531	-88,15	459.364	96.094	-79,08
ARGENTINA	513.746	535.142	4,16	7.102.070	7.504.533	5,67
BRAZIL	326.051	500.246	53,43	4.895.203	7.688.495	57,06
COLOMBIA	38.256	75.375	97,03	527.610	1.108.722	110,14
BOLIVIA	0	14.161	-	0	98.076	-
URUGUAY	46.668	56.072	20,15	747.266	942.605	26,14
PARAGUAY	742	15.176	1.945,28	12.291	189.667	1.443,14
ECUADOR	88.597	104.508	17,96	1.271.072	1.381.881	8,72
PERU	38.881	54.158	39,29	433.703	839.725	93,62
GUYANA	389	0	-100,00	1.120	0	-100,00
TRINIDAD AND TOBAGO	44	0	-100,00	982	0	-100,00
BAHAMAS	40	60	50,00	818	1.151	40,71
JAMAICA	94	520	453,19	866	6.542	655,43
PUERTO RICO	11.000	8.740	-20,55	42.721	56.387	31,99
BELIZE	2.304	13	-99,44	4.860	4	-99,92
DOMINICAN REPUBLIC	21.837	6.624	-69,67	160.615	26.256	-83,65
EL SALVADOR	98.687	48.645	-50,71	1.009.578	282.708	-72,00
COSTA RICA	8.586	8.148	-5,10	44.238	34.595	-21,80
BARBADOS	0	637	-	0	2.055	-
ANTIGUA AND BARBUDA	736	885	20,24	951	2.138	124,82
ANGUILLA	1	0	-100,00	2	0	-100,00
ARUBA	163	91	-44,17	1.616	5.658	250,12
BERMUDA	0	671	-	0	4.423	-
CAYMAN ISLANDS	0	19	-	0	467	-
FRENCH GUIANA	97	42	-56,70	81	527	550,62
FRENCH POLYNESIA	2.088	10.365	396,41	10.818	43.600	303,03
GRENADA	0	61	-	0	219	-
MARTINIQUE	6.793	2.478	-63,52	17.634	8.629	-51,07
NETHERLANDS ANTILLES	4.495	4.326	-3,76	39.957	47.507	18,90
SAINT LUCIA	8.376	542	-93,53	13.894	1.773	-87,24
TURKS AND CAICOS ISLANDS	0	14	-	0	46	-
GUADELOUPE	13.256	3.904	-70,55	37.890	30.837	-18,61
SAINT KITTS AND NEVIS	1.033	1.665	61,18	3.281	9.075	176,59
UNITED KINGDOM	9.943.592	9.487.676	-4,59	131.945.662	129.985.145	-1,49
NETHERLANDS	5.584.286	7.264.471	30,09	83.292.935	112.096.142	34,58
FRANCE	1.852.146	2.119.197	14,42	25.901.706	29.672.044	14,56
GERMANY, FED. REP. OF	5.832.143	8.431.396	44,57	97.118.279	131.648.852	35,56
AUSTRIA	106.833	144.700	35,45	1.557.162	1.871.477	20,19
BELGIUM	6.326.099	7.364.705	16,42	104.159.003	121.699.849	16,84
SWITZERLAND	168.850	181.241	7,34	2.089.444	2.493.445	19,34
MONACO	3.501	7.285	108,08	45.025	94.262	109,35
DENMARK	404.669	687.392	69,87	6.166.715	14.354.230	132,77
NORWAY	188.134	196.015	4,19	3.163.580	3.368.529	6,48
SWEDEN	774.537	750.153	-3,15	12.306.743	11.618.141	-5,60
FINLAND	121.804	52.180	-57,16	2.241.974	1.068.630	-52,34
IRELAND	302.437	304.520	0,69	3.173.322	2.807.523	-11,53
ITALY	5.404.004	7.402.528	36,98	59.867.872	97.432.596	62,75
SPAIN	2.082.242	2.512.717	20,67	21.084.183	31.623.787	49,99
PORTUGAL	501.675	325.067	-35,20	20.320.987	10.228.735	-49,66
ICELAND	11	3	-72,73	50	19	-62,00
GREECE	438.811	586.140	33,57	5.625.039	7.915.830	40,72
LIECHTENSTEIN	8	0	-100,00	117	0	-100,00
CZECHOSLOVAKIA	0	23	-	0	328	-
HUNGARY	27.233	26.329	-3,32	326.673	299.171	-8,42
POLAND	122.864	158.040	28,63	1.698.486	2.230.500	31,32
ROMANIA	3.046	6.128	101,18	40.733	86.403	112,12
BULGARIA	6.470	9.464	46,28	82.787	94.350	13,97
YUGOSLAVIA	5.181	19.288	272,28	83.924	216.610	158,10
TAJKISTAN	44	0	-100,00	864	0	-100,00
UKRAINE	44.395	96.924	118,32	658.299	1.339.518	103,48
UZBEKISTAN	1	0	-100,00	6	0	-100,00
LITHUANIA	10.415	3.977	-61,81	245.650	105.012	-57,25
LATVIA	23.634	4.073	-82,77	512.104	102.474	-79,99
ESTONIA	2.682	682	-74,57	47.242	10.156	-78,50

TABEL 5. PERKEMBANGAN EKSPOR INDONESIA MENURUT KOMODITI DAN NEGARA TUJUAN

JENIS BARANG	BERAT BERSIH (KG)		PERUB	NILAI FOB (US \$)		PERUB
	JAN-JAN 2006	JAN-JAN 2007	%	JAN-JAN 2006	JAN-JAN 2007	%
(1)	(2)	(3)	(4)	(5)	(6)	(7)
CROATIA	35.361	16.622	-52,99	420.566	281.907	-32,97
MALTA	3.692	1.707	-53,76	8.573	20.212	135,76
SLOVAKIA	484.742	769.604	58,77	24.444.759	30.294.897	23,93
SLOVENIA	24.803	59.746	140,88	361.402	743.218	105,65
CZECH REPUBLIC	30.740	36.409	18,44	480.310	568.719	18,41
RUSSIA FEDERATION	293.713	564.167	92,08	4.343.021	8.362.626	92,55
-PRODUK KERAMIK	617.594.913	583.415.392	-5,53	273.976.336	288.245.357	5,21
JAPAN	9.777.809	9.382.462	-4,04	21.507.496	26.470.737	23,08
HONG KONG	1.417.070	1.329.486	-6,18	2.846.104	2.120.629	-25,49
KOREA, REPUBLIC OF	42.238.681	44.129.948	4,48	16.534.453	18.105.398	9,50
TAIWAN	31.332.957	46.876.607	49,61	14.521.099	12.671.590	-12,74
CHINA	1.354.541	959.573	-29,16	2.120.935	1.676.792	-20,94
MACAU	379	72.376	18.996,57	513	353.404	68.789,67
PAPUA NEW GUINEA	684.377	332.034	-51,48	140.242	83.228	-40,65
THAILAND	36.235.584	34.546.335	-4,66	9.109.898	9.794.988	7,52
SINGAPORE	44.153.759	8.101.456	-81,65	9.127.269	5.071.063	-44,44
PHILIPPINES	6.475.774	10.282.178	58,78	2.097.337	2.929.073	39,66
MALAYSIA	67.678.168	54.578.373	-19,36	14.438.906	10.926.953	-24,32
MYANMAR (FORM. BURMA)	1.244.415	1.207.920	-2,93	220.295	188.922	-14,24
CAMBODIA	1.730.037	1.857.751	7,38	366.300	409.836	11,89
BRUNEI DARUSSALAM	2.819.497	2.319.169	-17,75	805.879	756.455	-6,13
LAO PEOPLE'S DEMOCRATIC REPUBLI	412.252	325.745	-20,98	120.134	93.823	-21,90
NEPAL	42.412	40.308	-4,96	14.986	13.907	-7,20
VIET NAM	459.497	1.004.811	118,68	228.149	385.141	68,81
MALDIVES	2.121.766	3.496.589	64,80	616.831	831.646	34,83
INDIA	1.490.899	1.492.025	0,08	1.724.591	2.246.331	30,25
PAKISTAN	15.582.628	10.852.758	-30,35	2.767.387	1.943.733	-29,76
BANGLADESH	325.001	560.123	72,35	234.217	335.786	43,37
SRI LANKA	9.019.279	12.701.069	40,82	1.896.583	2.523.023	33,03
AFGHANISTAN	110.054	24.320	-77,90	36.394	21.615	-40,61
IRAN (ISLAMIC REPUBLIC OF)	2.495	23.567	844,57	13.280	140.448	957,59
SAUDI ARABIA	23.178.220	23.368.290	0,82	4.192.862	4.270.927	1,86
KUWAIT	7.779.020	3.036.956	-60,96	1.243.122	906.589	-27,07
JORDAN	656.442	507.741	-22,65	125.429	113.098	-9,83
LEBANON	84.424	10.993	-86,98	33.466	7.776	-76,76
YEMEN	1.132.366	1.806.279	59,51	288.130	417.798	45,00
OMAN	4.533	1.709	-62,30	9.115	17.858	95,92
SYRIA ARAB REPUBLIC	0	1.133	-	0	14.567	-
TURKEY	7.152.235	3.932.548	-45,02	2.966.676	1.819.186	-38,68
UNITED ARAB EMIRATES	6.712.788	3.966.209	-40,92	3.496.404	3.385.584	-3,17
QATAR	869.761	1.876.499	115,75	432.828	776.401	79,38
BAHRAIN	688.944	728.232	5,70	151.043	258.357	71,05
CYPRUS	183.762	170.600	-7,16	80.777	78.364	-2,99
EGYPT	506.500	1.287.395	154,17	403.570	646.202	60,12
LIBYAN ARAB JAMAHIRIYA	0	11.339	-	0	5.675	-
MOROCCO	69.651	7.849	-88,73	16.310	12.077	-25,95
TUNISIA	1.899	3.445	81,41	2.507	4.657	85,76
ALGERIA	0	4.954	-	0	2.100	-
SUDAN	744.352	438.975	-41,03	152.556	85.139	-44,19
NAMIBIA	1.507	650	-56,87	1.901	1.072	-43,61
ETHIOPIA	41.804	274	-99,34	7.948	752	-90,54
TANZANIA, UNITED REPUBLIC OF	144.058	62.449	-56,65	19.764	24.809	25,53
MADAGASCAR	108.418	75.226	-30,61	18.032	15.547	-13,78
KENYA	7.045	26.478	275,84	14.169	4.758	-66,42
REUNION	1.012.173	3.010.585	197,44	853.856	624.140	-26,90
MOZAMBIQUE	2.757	42.821	1.453,17	3.104	7.838	152,51
BOTSWANA	0	81.600	-	0	10.700	-
TOGO	4.274	0	-100,00	1.400	0	-100,00
GHANA	11.176	273	-97,56	6.070	438	-92,78
GUINEA	239	265	10,88	162	721	345,06
ANGOLA	548.339	887.351	61,83	187.270	251.580	34,34
CAMEROON	7.937	36.291	357,24	17.136	6.483	-62,17
NIGERIA	394.839	274.091	-30,58	94.041	58.684	-37,60
GABON	30.808	11.015	-64,25	62.495	14.390	-76,97
COTE D'IVOIRE	29.442	20	-99,93	13.575	19	-99,86
SENEGAL	428	6.358	1.385,51	280	7.289	2.503,21
MAURITANIA	3.604	0	-100,00	25.466	0	-100,00
BENIN	0	39.720	-	0	46.075	-
U.S. VIRGIN ISLANDS	276	29.796	10.695,65	727	25.456	3.401,51
SEYCHELLES	6.527	133.977	1.952,66	18.971	128.743	578,63
UGANDA	0	214	-	0	279	-
SAO TOME AND PRINCIPE	17.533	6.666	-61,98	18.500	4.600	-75,14
SOUTH AFRICA	8.977.557	8.487.598	-5,46	8.040.667	18.066.750	124,69
MAURITIUS	4.945.262	5.089.072	2,91	913.525	963.160	5,43
VIRGIN ISLANDS (BRITISH)	23.883	74	-99,69	7.357	337	-95,42
AUSTRALIA	35.932.648	41.985.818	16,85	14.810.818	15.757.935	6,39
NEW ZEALAND	3.480.146	2.761.341	-20,65	1.537.281	1.185.567	-22,88

TABEL 5. PERKEMBANGAN EKSPOR INDONESIA MENURUT KOMODITI DAN NEGARA TUJUAN

JENIS BARANG	BERAT BERSIH (KG)		PERUB	NILAI FOB (US \$)		PERUB
	JAN-JAN 2006	JAN-JAN 2007	%	JAN-JAN 2006	JAN-JAN 2007	%
(1)	(2)	(3)	(4)	(5)	(6)	(7)
MICRONESIA, FEDERATED STATES OF	3.731	111	-97,02	6.074	538	-91,14
GUAM	10.067	103.336	926,48	16.459	37.809	129,72
PALAU	4.167	18.858	352,56	6.181	4.939	-20,09
NEW CALEDONIA	32.489	31.624	-2,66	43.333	34.462	-20,47
NORTHERN MARIANA ISLANDS	5.229	3.689	-29,45	21.991	6.805	-69,06
SAINT VINCENT AND THE GRENADINES	5.078	2.626	-48,29	6.528	4.839	-25,87
VANUATU	5.698	305.692	5.264,90	4.242	119.955	2.727,79
WALLIS AND FUTUNA ISLANDS	1.704	3.757	120,48	659	4.325	556,30
AMERICAN SAMOA	143.198	0	-100,00	29.034	0	-100,00
COOK ISLANDS	69.620	44.332	-36,32	17.996	13.892	-22,81
FIJI	1.167.257	694.234	-40,52	464.756	251.506	-45,88
MARSHALL ISLANDS	0	3.758	-	0	708	-
SAMOA	32.341	0	-100,00	19.858	0	-100,00
TONGA	39.252	19.727	-49,74	15.078	7.293	-51,63
CHRISTMAS ISLANDS	591	0	-100,00	1.050	0	-100,00
UNITED STATES MINOR OUTLYING ISL	157	0	-100,00	315	0	-100,00
EAST TIMOR	835.451	634.889	-24,01	200.813	147.189	-26,70
UNITED STATES	157.342.990	155.190.895	-1,37	79.473.913	78.199.995	-1,60
CANADA	11.947.282	10.116.668	-15,32	7.191.790	5.895.463	-18,03
MEXICO	598.138	1.162.359	94,33	552.471	1.978.348	258,09
GUATEMALA	1.291.208	1.138.166	-11,85	244.792	235.761	-3,69
HONDURAS	65	161.300	248.053,85	162	45.309	27.868,52
NICARAGUA	66	129	95,45	32	56	75,00
PANAMA	617.719	775.933	25,61	132.404	177.182	33,82
CUBA	13.193	914	-93,07	50.847	390	-99,23
SURINAME	0	633	-	0	526	-
CHILE	1.309.077	1.118.701	-14,54	467.898	491.582	5,06
VENEZUELA	158.534	36.977	-76,68	58.721	31.369	-46,58
ARGENTINA	70.636	117.804	66,78	104.893	88.462	-15,66
BRAZIL	23.780	14.719	-38,10	40.986	19.837	-51,60
COLOMBIA	277.035	195.470	-29,44	69.849	88.735	27,04
BOLIVIA	0	19	-	0	26	-
URUGUAY	22.545	77.936	245,69	5.959	21.434	259,69
ECUADOR	197.771	161.829	-18,17	42.800	60.016	40,22
PERU	412.750	309.511	-25,01	120.677	120.463	-0,18
GUYANA	4.197	0	-100,00	1.350	0	-100,00
TRINIDAD AND TOBAGO	550.604	201.184	-63,46	129.641	52.247	-59,70
BAHAMAS	29.352	25.681	-12,51	65.931	74.375	12,81
JAMAICA	356.054	959.905	169,60	98.928	216.962	119,31
PUERTO RICO	2.805.516	1.254.619	-55,28	786.933	398.516	-49,36
BELIZE	1.470	4.173	183,88	1.554	1.772	14,03
DOMINICAN REPUBLIC	9.951	8.530	-14,28	15.174	10.723	-29,33
EL SALVADOR	4.445	3.182	-28,41	2.041	2.066	1,22
COSTA RICA	86.776	34.196	-60,59	47.312	31.644	-33,12
HAITI	42.288	38	-99,91	15.275	26	-99,83
BARBADOS	1.146	8.539	645,11	1.221	10.239	738,57
ANTIGUA AND BARBUDA	1.444	509	-64,75	2.496	857	-65,67
ANGUILLA	1.370	83	-93,94	1.654	219	-86,76
ARUBA	5.027	84.039	1.571,75	11.205	30.828	175,13
BERMUDA	96	458	377,08	555	3.267	488,65
CAYMAN ISLANDS	325	1.436	341,85	258	640	148,06
DOMINICA	3.263	1.246	-61,81	4.127	1.587	-61,55
FALKLAND ISLANDS (MALVINAS)	210	0	-100,00	676	0	-100,00
FRENCH GUIANA	951	1.323	39,12	835	1.197	43,35
FRENCH POLYNESIA	688.229	617.047	-10,34	109.736	230.755	110,28
GRENADA	26.077	149.388	472,87	5.783	44.679	672,59
MARTINIQUE	361	2.177	503,05	906	4.245	368,54
NETHERLANDS ANTILLES	3.074	7.408	140,99	4.142	9.841	137,59
NORFOLK ISLANDS	0	509	-	0	706	-
SAINT LUCIA	0	28.952	-	0	11.547	-
TURKS AND CAICOS ISLANDS	1.623	5.057	211,58	4.964	2.478	-50,08
GUADELOUPE	4.646	10.162	118,73	9.269	20.670	123,00
SAINT KITTS AND NEVIS	0	222	-	0	372	-
UNITED KINGDOM	5.170.987	9.467.795	83,09	11.148.458	16.703.648	49,83
NETHERLANDS	2.344.380	1.944.417	-17,06	2.087.863	1.600.621	-23,34
FRANCE	1.205.526	2.118.017	75,69	1.932.920	3.134.659	62,17
GERMANY, FED. REP. OF	1.166.150	936.307	-19,71	2.107.646	1.516.740	-28,04
AUSTRIA	18.069	7.419	-58,94	49.569	20.691	-58,26
BELGIUM	2.143.364	3.813.135	77,90	2.659.634	3.730.283	40,26
SWITZERLAND	67.097	245.659	266,13	174.463	609.892	249,58
LUXEMBOURG	1.807	348	-80,74	2.958	830	-71,94
DENMARK	166.508	226.570	36,07	114.428	149.083	30,29
NORWAY	4.777.946	2.642.096	-44,70	1.293.193	941.810	-27,17
SWEDEN	993.074	1.527.275	53,79	810.335	750.141	-7,43
FINLAND	165.341	282.966	71,14	1.163.177	1.833.642	57,64
IRELAND	717.410	536.932	-25,16	685.699	894.412	30,44
ITALY	12.706.802	14.348.677	12,92	8.297.094	9.140.905	10,17
SPAIN	2.236.159	1.642.381	-26,55	2.249.197	2.245.585	-0,16

TABEL 5. PERKEMBANGAN EKSPOR INDONESIA MENURUT KOMODITI DAN NEGARA TUJUAN

JENIS BARANG	BERAT BERSIH (KG)		PERUB	NILAI FOB (US \$)		PERUB
	JAN-JAN 2006	JAN-JAN 2007	%	JAN-JAN 2006	JAN-JAN 2007	%
(1)	(2)	(3)	(4)	(5)	(6)	(7)
PORTUGAL	21.930	52.286	138,42	42.847	67.688	57,98
ICELAND	47.808	0	-100,00	46.178	0	-100,00
MONTSEERRAT	0	17.280	-	0	2.957	-
GREECE	5.378.864	4.392.528	-18,34	1.268.652	966.377	-23,83
HUNGARY	28.379	94.142	231,73	26.255	64.427	145,39
POLAND	1.954.577	1.583.863	-18,97	438.466	398.396	-9,14
ROMANIA	7.533	61.216	712,64	8.946	102.524	1.046,03
BULGARIA	37.040	9.668	-73,90	126.085	10.433	-91,73
YUGOSLAVIA	5.261	88.110	1.574,78	9.482	18.102	90,91
ALBANIA	0	2.184	-	0	1.138	-
AZERBAIJAN	19	0	-100,00	37	0	-100,00
KAZAKHSTAN	0	3	-	0	67	-
UKRAINE	7.737.657	6.009.744	-22,33	2.467.899	1.882.567	-23,72
UZBEKISTAN	1	0	-100,00	7	0	-100,00
LITHUANIA	48.749	23.243	-52,32	8.317	5.068	-39,06
LATVIA	20	11.178	55.790,00	114	24.097	21.037,72
ESTONIA	265.249	349.079	31,60	72.338	93.079	28,67
GEORGIA	9	47	422,22	60	226	276,67
CROATIA	27.715	2.206	-92,04	12.031	5.319	-55,79
BOSNIA AND HERZEGOVINA	0	24	-	0	35	-
MALTA	71.654	192.767	169,02	48.478	49.859	2,85
SLOVAKIA	41.705	243.458	483,76	15.320	92.103	501,19
SLOVENIA	3.617	11.335	213,38	3.702	32.643	781,77
CZECH REPUBLIC	19.785	18.067	-8,68	167.719	46.502	-72,27
RUSSIA FEDERATION	4.542.499	3.948.159	-13,08	1.943.654	1.732.138	-10,88
-EMAS BATANGAN	16.421	31.630	92,62	209.890.658	531.169.117	153,07
JAPAN	1.278	3.688	188,58	97.822	693.675	609,12
HONG KONG	1.401	661	-52,82	19.298.246	14.718.934	-23,73
THAILAND	2.758	0	-100,00	36.155.693	0	-100,00
SINGAPORE	5.141	15.857	208,44	78.205.749	309.742.631	296,06
MALAYSIA	693	2.247	224,24	11.554.358	43.581.039	277,18
AUSTRALIA	4.949	6.942	40,27	61.342.690	129.607.714	111,28
SWITZERLAND	201	2.235	1.011,94	3.236.100	32.825.124	914,34
-PESAWAT UDARA DAN BAGIANNYA	6.234.815	6.178.940	-0,90	119.441.610	258.597.389	116,51
JAPAN	25.809	18.827	-27,05	2.792.698	3.453.718	23,67
HONG KONG	287.848	67.149	-76,67	7.404.387	2.651.901	-64,18
KOREA, REPUBLIC OF	27.113	3.232	-88,08	3.041.949	1.755.659	-42,29
TAIWAN	3.768	67.237	1.684,42	19.660	7.552	-61,59
CHINA	411	162.897	39.534,31	41.686	1.904.871	4.469,57
MACAU	2.500	0	-100,00	350.000	0	-100,00
PAPUA NEW GUINEA	39	5.661	14.415,38	20.448	672.223	3.187,48
THAILAND	1.506.394	665.711	-55,81	12.461.275	6.704.851	-46,19
SINGAPORE	594.949	773.322	29,98	12.023.010	84.740.997	604,82
PHILIPPINES	302	821	171,85	58.710	544.229	826,98
MALAYSIA	244.335	461.092	88,71	13.043.480	48.557.473	272,27
BRUNEI DARUSSALAM	271	193	-28,78	97.300	98.363	1,09
VIET NAM	0	21.427	-	0	508.950	-
INDIA	2.056	7.714	275,19	1.016.000	502.825	-50,51
PAKISTAN	34.326	1.804	-94,74	1.721.128	2.231.172	29,63
BANGLADESH	8.059	178.000	2.108,71	1.843.680	3.350.000	81,70
SRI LANKA	399	120	-69,92	700	1.320	88,57
IRAN (ISLAMIC REPUBLIC OF)	8.960	874	-90,25	2.480.000	30.000	-98,79
SAUDI ARABIA	1.131.173	428.041	-62,16	8.019.502	4.028.741	-49,76
JORDAN	0	1.675	-	0	60.000	-
YEMEN	260.008	0	-100,00	4.000.750	0	-100,00
TURKEY	55.140	2.510	-95,45	1.595.366	1.935.132	21,30
UNITED ARAB EMIRATES	6.400	145.124	2.167,56	710.309	1.386.504	95,20
BAHRAIN	0	161	-	0	10.177	-
LIBYAN ARAB JAMAHIRIYA	200.000	150.000	-25,00	1.000.000	2.000.000	100,00
KENYA	1.714	100.845	5.783,61	27.600	1.093.275	3.861,14
MOZAMBIQUE	960	0	-100,00	15.000	0	-100,00
GHANA	0	1.300	-	0	100.000	-
NIGERIA	100.000	64	-99,94	2.000.000	48.453	-97,58
BENIN	0	172	-	0	380	-
SOUTH AFRICA	12.499	107.557	760,52	1.539.334	1.534.380	-0,32
AUSTRALIA	7.839	225.086	2.771,36	2.239.462	11.344.299	406,56
NEW ZEALAND	31.711	6.190	-80,48	10.718	145.796	1.260,29
FIJI	192	194	1,04	1.230	815	-33,74
EAST TIMOR	281	0	-100,00	219	0	-100,00
UNITED STATES	365.568	600.404	64,24	6.585.991	18.300.894	177,88
CANADA	1.130	697	-38,32	375.963	68.893	-81,68
BRAZIL	833	0	-100,00	6.660	0	-100,00
PERU	74	0	-100,00	1.850	0	-100,00
FRENCH POLYNESIA	19	0	-100,00	1.579	0	-100,00
UNITED KINGDOM	926.911	1.491.174	60,88	18.982.371	27.873.644	46,84
NETHERLANDS	38.028	28.249	-25,72	1.559.214	1.325.163	-15,01

TABEL 5. PERKEMBANGAN EKSPOR INDONESIA MENURUT KOMODITI DAN NEGARA TUJUAN

JENIS BARANG	BERAT BERSIH (KG)		PERUB	NILAI FOB (US \$)		PERUB
	JAN-JAN 2006	JAN-JAN 2007	%	JAN-JAN 2006	JAN-JAN 2007	%
(1)	(2)	(3)	(4)	(5)	(6)	(7)
FRANCE	16.282	53.655	229,54	1.268.628	3.140.766	147,57
GERMANY, FED. REP. OF	24.241	45.956	89,58	1.127.298	5.968.420	429,44
AUSTRIA	352	0	-100,00	10.000	0	-100,00
BELGIUM	5.505	12.604	128,96	1.215.072	1.629.280	34,09
SWITZERLAND	39.620	13.217	-66,64	490.545	747.886	52,46
LUXEMBOURG	0	28.000	-	0	4.000.000	-
DENMARK	162	2.084	1.186,42	8.540	89.246	945,04
NORWAY	9.210	17.120	85,88	25.000	2.502.500	9.910,00
SWEDEN	39	0	-100,00	4.475	0	-100,00
IRELAND	4.661	35.009	651,10	1.004.708	676.273	-32,69
ITALY	2.539	788	-68,96	271.611	108.021	-60,23
SPAIN	188.879	9.058	-95,20	5.358.066	4.858.280	-9,33
PORTUGAL	1.881	0	-100,00	750	0	-100,00
GREECE	960	0	-100,00	771	0	-100,00
POLAND	518	102	-80,31	1.634	770	-52,88
ROMANIA	10.998	0	-100,00	532.000	0	-100,00
BULGARIA	1.824	0	-100,00	20.000	0	-100,00
MOLDOVA, REPUBLIC OF	22.300	0	-100,00	250.000	0	-100,00
UKRAINE	0	200.004	-	0	3.000.020	-
ESTONIA	55	0	-100,00	550	0	-100,00
CROATIA	0	65	-	0	100	-
RUSSIA FEDERATION	16.770	35.754	113,20	762.733	2.903.177	280,63
-KAPAL LAUT DAN SEJENISNYA	226.917.254	271.019.755	19,44	195.775.172	463.308.445	136,65
JAPAN	47	57.292	121.797,87	5.335	108.734	1.938,13
HONG KONG	61.001	5.500	-90,98	306.046	2.000	-99,35
KOREA, REPUBLIC OF	924.020	26.549	-97,13	906.253	31.355	-96,54
TAIWAN	1.090	0	-100,00	13.320	0	-100,00
CHINA	279.000	20.121.228	7.111,91	800.000	11.016.140	1.277,02
THAILAND	3.387.429	13.362.566	294,48	1.050.365	14.609.399	1.290,89
SINGAPORE	192.347.233	177.894.960	-7,51	107.470.310	212.345.009	97,58
PHILIPPINES	0	650	-	0	130	-
MALAYSIA	6.000.833	10.856.660	80,92	9.798.721	8.232.964	-15,98
MYANMAR (FORM. BURMA)	3.934.754	0	-100,00	7.320.000	0	-100,00
BRUNEI DARUSSALAM	0	5.000	-	0	1.057	-
VIET NAM	107.200	343.160	220,11	151.260	193.176	27,71
INDIA	351.508	484.474	37,83	1.071.217	1.377.204	28,56
PAKISTAN	126	439	248,41	14.927	31.747	112,68
BANGLADESH	479.000	0	-100,00	137.350	0	-100,00
SRI LANKA	0	400	-	0	3.267	-
IRAN (ISLAMIC REPUBLIC OF)	0	1.447.061	-	0	116.763	-
SAUDI ARABIA	12.450	200.893	1.513,60	33.405	332.544	895,49
KUWAIT	189.000	78.629	-58,40	300.000	304.109	1,37
TURKEY	524.000	0	-100,00	239.514	0	-100,00
UNITED ARAB EMIRATES	3.904.556	3.807.766	-2,48	4.446.684	20.631.368	363,97
KENYA	0	8.997	-	0	30.000	-
NIGERIA	100	0	-100,00	1.020	0	-100,00
SOUTH AFRICA	561	0	-100,00	4.019	0	-100,00
MAURITIUS	0	5.301	-	0	5.721	-
AUSTRALIA	1.856.053	22.640.735	1.119,83	3.132.835	156.703.334	4.901,97
NEW ZEALAND	1.500	0	-100,00	37.956	0	-100,00
SOLOMON ISLANDS	0	15.257	-	0	18.478	-
UNITED STATES	3.859	68.172	1.666,57	61.812	14.880	-75,93
CANADA	0	236.000	-	0	229.000	-
PANAMA	3.392.000	0	-100,00	15.011.565	0	-100,00
UNITED KINGDOM	191	2.604	1.263,35	2.400	65.789	2.641,21
NETHERLANDS	17.776	1.295.557	7.188,24	287.128	11.674.858	3.966,08
FRANCE	353	2.012	469,97	2.805	28.633	920,78
GERMANY, FED. REP. OF	149	17.030.079	11.429.483,22	2.460	24.700.510	1.003.985,77
BELGIUM	51.000	42.000	-17,65	71.695	173.932	142,60
LUXEMBOURG	180	0	-100,00	336	0	-100,00
DENMARK	0	440	-	0	16.394	-
FINLAND	0	424	-	0	217	-
ITALY	0	45.000	-	0	117.141	-
SPAIN	275	0	-100,00	500	0	-100,00
BULGARIA	0	931.000	-	0	152.092	-
RUSSIA FEDERATION	9.090.010	2.950	-99,97	43.093.934	40.500	-99,91
-PERLENGKAPAN OLAHRAGA DAN MA	29.117.975	32.655.256	12,15	195.582.057	215.166.024	10,01
JAPAN	1.360.647	1.280.953	-5,86	20.467.331	21.729.854	6,17
HONG KONG	904.772	296.443	-67,24	3.974.791	2.078.680	-47,70
KOREA, REPUBLIC OF	396.459	557.619	40,65	1.671.469	1.777.968	6,37
TAIWAN	40.008	28.357	-29,12	251.773	153.076	-39,20
CHINA	469.820	553.770	17,87	3.557.197	4.358.510	22,53
MONGOLIA	5.197	3.997	-23,09	39.965	36.194	-9,44
PAPUA NEW GUINEA	2.403	4.006	66,71	10.505	14.539	38,40
THAILAND	47.727	60.602	26,98	315.991	281.301	-10,98
SINGAPORE	204.384	853.769	317,73	3.198.164	9.854.621	208,13

TABEL 5. PERKEMBANGAN EKSPOR INDONESIA MENURUT KOMODITI DAN NEGARA TUJUAN

JENIS BARANG	BERAT BERSIH (KG)		PERUB	NILAI FOB (US \$)		PERUB
	JAN-JAN 2006	JAN-JAN 2007	%	JAN-JAN 2006	JAN-JAN 2007	%
(1)	(2)	(3)	(4)	(5)	(6)	(7)
PHILIPPINES	230.026	154.642	-32,77	565.489	319.851	-43,44
MALAYSIA	484.764	421.686	-13,01	1.603.628	1.799.892	12,24
CAMBODIA	0	76.590	-	0	29.208	-
BRUNEI DARUSSALAM	962	1.570	63,20	3.847	29.645	670,60
VIET NAM	17.501	16.817	-3,91	63.169	79.198	25,37
MALDIVES	2.628	4.817	83,30	7.452	6.889	-7,56
INDIA	117.979	142.077	20,43	652.880	1.032.801	58,19
PAKISTAN	145.917	257.028	76,15	446.370	723.449	62,07
BANGLADESH	10.648	20.237	90,05	19.544	21.816	11,63
SRI LANKA	212.556	186.011	-12,49	195.211	171.333	-12,23
IRAN (ISLAMIC REPUBLIC OF)	1.766	26.375	1.393,49	13.147	61.122	364,91
SAUDI ARABIA	357.247	335.282	-6,15	393.140	406.133	3,30
KUWAIT	4.999	10.424	108,52	41.706	63.710	52,76
JORDAN	40.032	74.656	86,49	76.605	178.358	132,83
LEBANON	15.268	20.354	33,31	36.154	61.354	69,70
YEMEN	0	891	-	0	3.818	-
OMAN	4.284	0	-100,00	10.322	0	-100,00
TURKEY	9.182	11.147	21,40	57.247	78.712	37,50
UNITED ARAB EMIRATES	243.027	183.268	-24,59	1.330.500	1.069.214	-19,64
QATAR	0	549	-	0	10.474	-
BAHRAIN	173	172	-0,58	840	1.163	38,45
CYPRUS	6.587	3.816	-42,07	31.036	30.710	-1,05
EGYPT	18.404	12.626	-31,40	113.038	115.974	2,60
LIBYAN ARAB JAMAHIRIYA	462	0	-100,00	2.590	0	-100,00
MOROCCO	6.492	9.515	46,57	37.473	79.982	113,44
TUNISIA	210	436	107,62	250	2.489	895,60
ALGERIA	0	10.005	-	0	9.108	-
SUDAN	22.476	37.212	65,56	138.514	257.123	85,63
TANZANIA, UNITED REPUBLIC OF	45	0	-100,00	600	0	-100,00
KENYA	1.052	0	-100,00	6.854	0	-100,00
REUNION	3.759	3.759	0,00	9.216	9.677	5,00
MOZAMBIQUE	0	175	-	0	1.490	-
GHANA	184	71	-61,41	128	75	-41,41
ANGOLA	3.797	3.683	-3,00	4.791	2.742	-42,77
CAMEROON	2.653	52	-98,04	2.962	1.042	-64,82
NIGERIA	12.407	8.916	-28,14	8.665	26.891	210,34
GABON	0	133	-	0	110	-
BENIN	2.925	3.474	18,77	16.958	19.882	17,24
U.S. VIRGIN ISLANDS	0	2.415	-	0	1.450	-
SEYCHELLES	0	471	-	0	560	-
UGANDA	205	535	160,98	2.150	3.467	61,26
CENTRAL AFRICAN REPUBLIC	0	664	-	0	6.844	-
NIGER	90	4.861	5.301,11	1.100	32.479	2.852,64
DJIBOUTI	420	0	-100,00	535	0	-100,00
SOUTH AFRICA	59.851	75.473	26,10	301.420	388.677	28,95
ZIMBABWE	587	0	-100,00	4.549	0	-100,00
MAURITIUS	1.613	600	-62,80	4.915	11.987	143,89
VIRGIN ISLANDS (BRITISH)	32.446	0	-100,00	195.575	0	-100,00
AUSTRALIA	869.004	783.366	-9,85	4.565.396	3.816.067	-16,41
NEW ZEALAND	158.107	202.412	28,02	700.567	826.120	17,92
GUAM	116	145	25,00	1.785	2.410	35,01
NEW CALEDONIA	118	118	0,00	1.714	1.714	0,00
FIJI	4.663	4.397	-5,70	9.101	18.135	99,26
TONGA	365	6.365	1.643,84	501	14.800	2.854,09
EAST TIMOR	5.896	11.786	99,90	31.162	6.458	-79,28
UNITED STATES	9.116.022	10.398.863	14,07	62.139.491	68.322.024	9,95
CANADA	798.412	642.551	-19,52	4.239.505	3.760.943	-11,29
MEXICO	1.377.530	1.376.155	-0,10	9.977.903	9.706.466	-2,72
GUATEMALA	837	6.902	724,61	12.464	57.700	362,93
PANAMA	19.807	15.337	-22,57	203.830	157.447	-22,76
CHILE	232.994	223.523	-4,06	1.338.417	1.314.856	-1,76
VENEZUELA	154.624	119.329	-22,83	1.097.584	959.893	-12,54
ARGENTINA	175.616	237.986	35,51	986.166	1.445.328	46,56
BRAZIL	403.530	720.855	78,64	2.966.522	4.784.494	61,28
COLOMBIA	59.923	59.846	-0,13	430.235	408.246	-5,11
BOLIVIA	1.392	1.047	-24,78	7.000	5.264	-24,80
URUGUAY	5.345	21.656	305,16	31.488	104.274	231,15
ECUADOR	8.938	42.595	376,56	18.841	132.369	602,56
PERU	11.728	36.317	209,66	93.439	296.637	217,47
BELIZE	1.396	83	-94,05	1.475	1.365	-7,46
DOMINICAN REPUBLIC	991	0	-100,00	7.348	0	-100,00
EL SALVADOR	13.848	28.438	105,36	98.696	287.199	190,99
COSTA RICA	17.685	1.513	-91,44	57.892	12.893	-77,73
NETHERLANDS ANTILLES	363	2	-99,45	1.845	12	-99,35
UNITED KINGDOM	2.475.434	3.302.036	33,39	14.278.553	16.922.810	18,52
NETHERLANDS	1.473.077	1.096.522	-25,56	10.633.563	7.336.241	-31,01
FRANCE	2.033.352	1.528.649	-24,82	13.477.650	9.723.877	-27,85
GERMANY, FED. REP. OF	1.491.614	2.810.543	88,42	11.013.246	15.785.528	43,33
AUSTRIA	81.699	127.709	56,32	649.419	975.097	50,15
BELGIUM	211.105	291.846	38,25	1.481.134	1.963.735	32,58
SWITZERLAND	250.549	71.917	-71,30	741.743	394.287	-46,84

TABEL 5. PERKEMBANGAN EKSPOR INDONESIA MENURUT KOMODITI DAN NEGARA TUJUAN

JENIS BARANG	BERAT BERSIH (KG)		PERUB	NILAI FOB (US \$)		PERUB
	JAN-JAN 2006	JAN-JAN 2007	%	JAN-JAN 2006	JAN-JAN 2007	%
(1)	(2)	(3)	(4)	(5)	(6)	(7)
MONACO	0	845	-	0	8.087	-
DENMARK	81.986	80.358	-1,99	225.979	272.808	20,72
NORWAY	65.012	47.912	-26,30	259.372	269.385	3,86
SWEDEN	293.527	356.922	21,60	1.135.763	1.429.038	25,82
FINLAND	66.988	71.408	6,60	217.175	297.023	36,77
IRELAND	17.387	58.815	238,27	90.987	372.158	309,02
ITALY	765.735	753.517	-1,60	5.481.403	5.321.731	-2,91
SPAIN	105.808	123.872	17,07	759.902	1.006.505	32,45
PORTUGAL	450	978	117,33	5.065	9.585	89,24
ICELAND	2.905	2.632	-9,40	22.154	21.927	-1,02
GREECE	47.177	38.151	-19,13	240.522	181.980	-24,34
HUNGARY	4.542	38.524	748,17	35.487	228.334	543,43
POLAND	34.444	71.107	106,44	279.737	468.894	67,62
ROMANIA	96.805	19.721	-79,63	1.007.743	49.433	-95,09
BULGARIA	2.096	0	-100,00	10.915	0	-100,00
YUGOSLAVIA	421	2.152	411,16	7.807	25.782	230,24
BELARUS	0	1.261	-	0	11.941	-
UKRAINE	46.242	54.701	18,29	350.189	478.063	36,52
UZBEKISTAN	0	9.588	-	0	27.358	-
LITHUANIA	640	4.212	558,13	8.120	49.748	512,66
LATVIA	779	5.792	643,52	13.374	61.721	361,50
GEORGIA	8	0	-100,00	189	0	-100,00
CROATIA	27.347	51.158	87,07	57.821	110.075	90,37
MALTA	630	4.681	643,02	7.589	19.639	158,78
SLOVAKIA	3.057	11.947	290,81	29.038	96.300	231,63
SLOVENIA	23.743	8.021	-66,22	70.988	19.368	-72,72
CZECH REPUBLIC	28.318	466.431	1.547,12	199.730	3.366.271	1.585,41
RUSSIA FEDERATION	438.807	436.740	-0,47	3.881.577	3.982.539	2,60
-PENA DAN PENSIL	8.384.469	9.762.095	16,43	56.004.910	65.755.867	17,41
JAPAN	305.426	481.156	57,54	3.214.404	5.460.609	69,88
HONG KONG	78.748	78.171	-0,73	665.843	634.252	-4,74
KOREA, DEMOCRATIC PEOPLE'S REPL	0	3	-	0	14	-
KOREA, REPUBLIC OF	27.753	52.220	88,16	273.681	506.312	85,00
TAIWAN	59.762	31.679	-46,99	351.181	291.096	-17,11
CHINA	18.036	102.177	466,52	152.660	780.960	411,57
PAPUA NEW GUINEA	13.981	1.723	-87,68	18.959	15.235	-19,64
THAILAND	147.504	194.566	31,91	1.011.858	1.451.218	43,42
SINGAPORE	186.364	169.896	-8,84	1.559.675	1.250.180	-19,84
PHILIPPINES	105.469	103.057	-2,29	638.110	653.632	2,43
MALAYSIA	334.305	433.554	29,69	2.723.712	3.837.220	40,88
CAMBODIA	2.021	175	-91,34	6.472	94	-98,55
BRUNEI DARUSSALAM	205	690	236,59	465	1.213	160,86
VIET NAM	10.038	4.683	-53,35	111.695	64.078	-42,63
MALDIVES	1.795	9.345	420,61	13.001	58.749	351,88
INDIA	9.033	13.369	48,00	98.527	137.715	39,77
PAKISTAN	17.707	14.009	-20,88	124.183	93.489	-24,72
BANGLADESH	41.259	60.144	45,77	367.405	547.083	48,90
SRI LANKA	4.012	868	-78,36	25.914	2.204	-91,49
IRAN (ISLAMIC REPUBLIC OF)	230.193	232.666	1,07	1.320.537	1.480.173	12,09
SAUDI ARABIA	309.815	429.109	38,50	2.088.885	3.455.245	65,41
KUWAIT	13.584	14.871	9,47	140.129	174.414	24,47
JORDAN	1.209	841	-30,44	10.304	4.768	-53,73
LEBANON	42.669	24.824	-41,82	190.560	177.454	-6,88
YEMEN	1.830	0	-100,00	10.530	0	-100,00
SYRIA ARAB REPUBLIC	2.120	22.002	937,83	8.702	107.860	1.139,49
TURKEY	85.877	122.449	42,59	545.960	654.154	19,82
UNITED ARAB EMIRATES	77.865	107.977	38,67	671.696	937.516	39,57
QATAR	12.049	23.754	97,14	135.335	258.858	91,27
BAHRAIN	4.953	5.655	14,17	53.734	63.907	18,93
CYPRUS	0	204	-	0	1.442	-
EGYPT	65.524	181.484	176,97	419.570	1.032.152	146,00
LIBYAN ARAB JAMAHIRIYA	282	0	-100,00	6.507	0	-100,00
MOROCCO	5.375	5.713	6,29	41.624	55.515	33,37
SUDAN	675	0	-100,00	6.534	0	-100,00
ETHIOPIA	0	256	-	0	400	-
MADAGASCAR	0	117	-	0	45	-
KENYA	0	74	-	0	1.600	-
REUNION	8	0	-100,00	11	0	-100,00
COTE D'IVOIRE	76.999	101.950	32,40	49.722	65.700	32,13
GAMBIA	0	240	-	0	459	-
SEYCHELLES	645	793	22,95	187	1.778	850,80
SOUTH AFRICA	21.345	23.899	11,97	184.564	267.505	44,94
AUSTRALIA	398.250	565.334	41,95	2.970.956	3.765.722	26,75
NEW ZEALAND	49.595	50.528	1,88	453.670	448.693	-1,10
FIJI	15	198	1.220,00	103	1.302	1.164,08
SOLOMON ISLANDS	13.047	0	-100,00	15.465	0	-100,00
TONGA	319	0	-100,00	561	0	-100,00
EAST TIMOR	4.485	21	-99,53	1.607	6	-99,63
UNITED STATES	3.509.548	3.779.203	7,68	20.505.279	20.842.368	1,64
CANADA	43.320	35.712	-17,56	515.500	506.426	-1,76

TABEL 5. PERKEMBANGAN EKSPOR INDONESIA MENURUT KOMODITI DAN NEGARA TUJUAN

JENIS BARANG	BERAT BERSIH (KG)		PERUB	NILAI FOB (US \$)		PERUB
	JAN-JAN 2006	JAN-JAN 2007	%	JAN-JAN 2006	JAN-JAN 2007	%
(1)	(2)	(3)	(4)	(5)	(6)	(7)
MEXICO	240.147	363.977	51,56	1.507.532	2.287.929	51,77
GUATEMALA	9.449	0	-100,00	56.195	0	-100,00
PANAMA	6.939	0	-100,00	5.670	0	-100,00
CUBA	0	730	-	0	576	-
CHILE	1.597	2.051	28,43	23.127	31.574	36,52
VENEZUELA	38.777	48.354	24,70	259.337	257.444	-0,73
ARGENTINA	6.232	7.335	17,70	78.032	91.190	16,86
BRAZIL	33.865	23.843	-29,59	196.041	139.606	-28,79
COLOMBIA	195.167	232.943	19,36	1.209.066	1.269.246	4,98
BOLIVIA	26	0	-100,00	82	0	-100,00
ECUADOR	30.555	12.561	-58,89	187.177	75.375	-59,73
PERU	7.384	15.044	103,74	43.082	103.080	139,26
UNITED KINGDOM	203.008	231.639	14,10	1.858.520	2.201.696	18,47
NETHERLANDS	610.859	648.444	6,15	3.431.010	3.496.488	1,91
FRANCE	8.615	133.913	1.454,42	32.904	742.568	2.156,77
GERMANY, FED. REP. OF	301.621	259.955	-13,81	1.991.833	1.941.116	-2,55
BELGIUM	7.654	1.986	-74,05	59.738	15.854	-73,46
DENMARK	12.794	17.108	33,72	111.670	148.751	33,21
NORWAY	43.388	29.446	-32,13	450.487	314.801	-30,12
SWEDEN	78.556	85.424	8,74	818.774	881.716	7,69
FINLAND	0	2.516	-	0	29.924	-
IRELAND	42.727	24.806	-41,94	459.355	257.891	-43,86
ITALY	48.223	61.856	28,27	465.943	618.738	32,79
SPAIN	65.181	34.240	-47,47	519.845	336.158	-35,33
ICELAND	0	1.070	-	0	8.366	-
HUNGARY	1.425	1.315	-7,72	31.328	21.901	-30,09
TAJIKISTAN	11	0	-100,00	217	0	-100,00
LATVIA	253	211	-16,60	5.083	5.635	10,86
CZECH REPUBLIC	55.002	39.969	-27,33	496.885	387.429	-22,03
-BATU SEMI PERMATA	18.259	54.481	198,38	129.222	583.393	351,47
JAPAN	186	22	-88,17	3.779	143.191	3.689,12
HONG KONG	17.209	2.356	-86,31	120.496	139.149	15,48
CHINA	0	16.598	-	0	118.402	-
THAILAND	0	4	-	0	6.995	-
SINGAPORE	1	0	-100,00	28	0	-100,00
UNITED STATES	808	35.300	4.268,81	4.831	170.206	3.423,20
CANADA	2	0	-100,00	41	0	-100,00
BRAZIL	53	0	-100,00	47	0	-100,00
UNITED KINGDOM	0	2	-	0	65	-
GERMANY, FED. REP. OF	0	199	-	0	5.385	-
-KOPER, TAS, DOMPET PLASTIK/TEKS	10.026.107	8.177.675	-18,44	45.523.984	44.668.030	-1,88
JAPAN	1.002.425	728.938	-27,28	6.585.525	4.877.136	-25,94
HONG KONG	67.800	47.757	-29,56	1.151.262	835.507	-27,43
KOREA, REPUBLIC OF	26.104	22.051	-15,53	76.570	67.122	-12,34
TAIWAN	45.776	55.694	21,67	147.715	120.348	-18,53
CHINA	210.408	86.536	-58,87	458.023	194.224	-57,60
PAPUA NEW GUINEA	4.055	8.773	116,35	10.561	20.459	93,72
THAILAND	179.685	101.611	-43,45	240.532	160.575	-33,24
SINGAPORE	301.961	214.265	-29,04	930.227	1.054.623	13,37
PHILIPPINES	14.810	26.084	76,12	45.277	179.070	295,50
MALAYSIA	320.923	178.491	-44,38	572.589	946.659	65,33
BRUNEI DARUSSALAM	1.644	3.019	83,64	16.327	12.567	-23,03
NEPAL	24	0	-100,00	90	0	-100,00
VIET NAM	254	92	-63,78	3.148	80	-97,46
MALDIVES	7.521	13.588	80,67	22.696	38.413	69,25
INDIA	329.229	232.356	-29,42	1.186.426	755.335	-36,34
PAKISTAN	5.394	3.873	-28,20	5.937	18.760	215,98
BANGLADESH	98.053	58.999	-39,83	255.740	153.773	-39,87
SRI LANKA	2.594	0	-100,00	4.184	0	-100,00
IRAN (ISLAMIC REPUBLIC OF)	5.124	6.084	18,74	7.015	6.812	-2,89
SAUDI ARABIA	29.920	72.815	143,37	204.735	273.903	33,78
KUWAIT	2.489	1.392	-44,07	12.257	5.904	-51,83
JORDAN	1	65	6.400,00	17	2.290	13.370,59
LEBANON	4	11.796	294.800,00	213	42.738	19.964,79
OMAN	0	23	-	0	77	-
SYRIA ARAB REPUBLIC	0	5.956	-	0	14.838	-
TURKEY	3.284	9.363	185,11	9.649	27.859	188,72
UNITED ARAB EMIRATES	564.485	481.026	-14,78	2.580.857	1.946.697	-24,57
QATAR	55	7.449	13.443,64	5.190	19.333	272,50
BAHRAIN	2.961	0	-100,00	7.773	0	-100,00
CYPRUS	1.087	71	-93,47	2.049	240	-88,29
EGYPT	12.493	12.215	-2,23	59.761	71.629	19,86
MOROCCO	0	1	-	0	6	-
TUNISIA	842	0	-100,00	5.000	0	-100,00
ALGERIA	6	50	733,33	33	346	948,48
MADAGASCAR	34	990	2.811,76	107	997	831,78
KENYA	2.092	2.934	40,25	8.138	6.124	-24,75
REUNION	462	2.215	379,44	2.078	8.891	327,86
MOZAMBIQUE	1.751	264	-84,92	2.782	1.218	-56,22

TABEL 5. PERKEMBANGAN EKSPOR INDONESIA MENURUT KOMODITI DAN NEGARA TUJUAN

JENIS BARANG	BERAT BERSIH (KG)		PERUB	NILAI FOB (US \$)		PERUB
	JAN-JAN 2006	JAN-JAN 2007	%	JAN-JAN 2006	JAN-JAN 2007	%
	(1)	(2)	(3)	(4)	(5)	(6)
GHANA	357	1.210	238,94	590	2.441	313,73
ANGOLA	0	1.880	-	0	7.476	-
NIGERIA	3.954	71	-98,20	19.786	888	-95,51
GABON	0	1.474	-	0	1.680	-
U.S. VIRGIN ISLANDS	0	269	-	0	162	-
SEYCHELLES	724	13	-98,20	2.719	971	-64,29
SOUTH AFRICA	36.329	62.765	72,77	62.686	135.349	115,92
ZIMBABWE	445	0	-100,00	363	0	-100,00
ZAMBIA	45	78	73,33	75	484	545,33
COMOROS	1.084	0	-100,00	2.600	0	-100,00
MAURITIUS	405	1.810	346,91	1.214	4.657	283,61
VIRGIN ISLANDS (BRITISH)	626	818	30,67	3.522	3.766	6,93
AUSTRALIA	410.659	86.721	-78,88	414.848	429.112	3,44
NEW ZEALAND	11.889	9.273	-22,00	37.451	49.712	32,74
MICRONESIA, FEDERATED STATES OF	0	596	-	0	2.779	-
GUAM	539	1.241	130,24	2.671	26.898	907,04
NEW CALEDONIA	3.310	6.863	107,34	48.214	19.025	-60,54
NORTHERN MARIANA ISLANDS	45	556	1.135,56	1.948	3.730	91,48
VANUATU	249	4.933	1.881,12	262	6.292	2.301,53
WALLIS AND FUTUNA ISLANDS	25	71	184,00	27	157	481,48
AMERICAN SAMOA	18	0	-100,00	105	0	-100,00
COOK ISLANDS	1.025	593	-42,15	3.603	4.793	33,03
FIJI	3.895	1.393	-64,24	17.318	3.667	-78,83
KIRIBATI	0	552	-	0	760	-
SOLOMON ISLANDS	0	864	-	0	864	-
TONGA	1	0	-100,00	1	0	-100,00
EAST TIMOR	852	0	-100,00	702	0	-100,00
UNITED STATES	2.513.658	2.368.186	-5,79	12.851.167	12.779.975	-0,55
CANADA	73.498	46.775	-36,36	284.500	213.885	-24,82
MEXICO	172.827	70.797	-59,04	745.981	366.678	-50,85
GUATEMALA	1.249	0	-100,00	1.417	0	-100,00
PANAMA	46.392	22.168	-52,22	79.127	50.007	-36,80
CHILE	21.832	7.701	-64,73	43.357	17.457	-59,74
VENEZUELA	768	4.659	506,64	1.762	4.808	172,87
ARGENTINA	28.794	21.393	-25,70	52.507	55.352	5,42
BRAZIL	72.006	71.896	-0,15	138.825	117.344	-15,47
COLOMBIA	3.371	770	-77,16	19.308	2.604	-86,51
URUGUAY	6.777	8.012	18,22	16.160	20.094	24,34
ECUADOR	5.485	6.622	20,73	10.127	13.775	36,02
PERU	4.812	10	-99,79	2.444	273	-88,83
TRINIDAD AND TOBAGO	12	14	16,67	306	396	29,41
BAHAMAS	237	2.101	786,50	1.672	6.590	294,14
JAMAICA	620	375	-39,52	15.950	755	-95,27
PUERTO RICO	394	1.480	275,63	3.119	18.533	494,20
DOMINICAN REPUBLIC	2.019	39	-98,07	750	395	-47,33
EL SALVADOR	0	1	-	0	15	-
COSTA RICA	5.515	6.271	13,71	21.013	10.271	-51,12
BARBADOS	0	49	-	0	1.128	-
ANTIGUA AND BARBUDA	0	136	-	0	1.339	-
BERMUDA	930	107	-88,49	5.931	1.402	-76,36
CAYMAN ISLANDS	0	23	-	0	593	-
FRENCH POLYNESIA	1.856	4.601	147,90	7.204	16.588	130,26
GRENADA	295	66	-77,63	767	237	-69,10
MARTINIQUE	1.685	1.018	-39,58	5.674	3.902	-31,23
NETHERLANDS ANTILLES	263	1.005	282,13	2.415	11.140	361,28
SAINT LUCIA	0	12	-	0	204	-
GUADELOUPE	334	1.161	247,60	917	4.987	443,84
UNITED KINGDOM	366.524	386.680	5,50	944.936	1.516.695	60,51
NETHERLANDS	461.621	319.531	-30,78	5.619.297	4.908.397	-12,65
FRANCE	127.713	90.100	-29,45	456.755	938.455	105,46
GERMANY, FED. REP. OF	376.441	297.472	-20,98	1.861.417	1.504.101	-19,20
AUSTRIA	15.312	14.789	-3,42	44.178	83.941	90,01
BELGIUM	919.567	880.585	-4,24	2.269.760	3.543.630	56,12
SWITZERLAND	3.264	8.462	159,25	36.912	48.869	32,39
DENMARK	8.602	3.717	-56,79	17.177	5.362	-68,78
NORWAY	11.039	6.873	-37,74	181.048	123.519	-31,78
SWEDEN	109.688	31.452	-71,33	81.952	250.642	205,84
FINLAND	3.673	1.482	-59,65	16.491	9.058	-45,07
IRELAND	19.948	16.659	-16,49	38.981	30.136	-22,69
ITALY	556.146	516.102	-7,20	3.083.296	3.631.066	17,77
SPAIN	341.341	344.321	0,87	1.219.026	1.661.031	36,26
PORTUGAL	2.307	3.256	41,14	8.754	7.028	-19,72
ICELAND	20	0	-100,00	94	0	-100,00
GREECE	9.372	19.399	106,99	51.728	71.532	38,28
HUNGARY	1.541	795	-48,41	3.278	3.221	-1,74
POLAND	23	146	534,78	440	1.001	127,50
ROMANIA	0	57	-	0	484	-
BULGARIA	124	3.987	3.115,32	2.153	9.018	318,86
YUGOSLAVIA	0	2	-	0	31	-
KAZAKHSTAN	0	10	-	0	142	-
UKRAINE	0	74	-	0	105	-

TABEL 5. PERKEMBANGAN EKSPOR INDONESIA MENURUT KOMODITI DAN NEGARA TUJUAN

JENIS BARANG	BERAT BERSIH (KG)		PERUB	NILAI FOB (US \$)		PERUB
	JAN-JAN 2006	JAN-JAN 2007	%	JAN-JAN 2006	JAN-JAN 2007	%
(1)	(2)	(3)	(4)	(5)	(6)	(7)
LITHUANIA	0	12	-	0	316	-
ESTONIA	0	875	-	0	1.207	-
GEORGIA	23	0	-100,00	288	0	-100,00
CROATIA	124	472	280,65	468	1.120	139,32
MALTA	1.309	83	-93,66	1.670	703	-57,90
SLOVAKIA	33	115	248,48	450	469	4,22
SLOVENIA	195	230	17,95	3.481	440	-87,36
CZECH REPUBLIC	2.259	127	-94,38	21.823	1.498	-93,14
RUSSIA FEDERATION	43	1.482	3.346,51	4.543	23.870	425,42
-BARANG DARI LOGAM MULIA	240.271	381.091	58,61	80.476.360	90.337.923	12,25
JAPAN	7.602	6.260	-17,65	490.400	368.475	-24,86
HONG KONG	1.031	6.318	512,80	510.116	628.158	23,14
KOREA, REPUBLIC OF	1	1.502	150.100,00	15	32.576	217.073,33
TAIWAN	158	61	-61,39	470	5.641	1.100,21
CHINA	79	66	-16,46	1.971	230	-88,33
PAPUA NEW GUINEA	0	47	-	0	58	-
THAILAND	5.337	12.593	135,96	580.216	2.104.837	262,77
SINGAPORE	100.124	157.416	57,22	12.679.501	16.880.644	33,13
PHILIPPINES	174	130	-25,29	1.911	1.670	-12,61
MALAYSIA	239	564	135,98	20.101	25.361	26,17
BRUNEI DARUSSALAM	0	21	-	0	88	-
MALDIVES	0	15	-	0	1.191	-
INDIA	1	13	1.200,00	1.360	46.540	3.322,06
OMAN	0	2	-	0	6	-
TURKEY	486	2.601	435,19	149.535	946.230	532,78
UNITED ARAB EMIRATES	1.456	1.339	-8,04	13.569.826	15.196.382	11,99
CYPRUS	142	573	303,52	36.168	34.333	-5,07
NAMIBIA	397	0	-100,00	951	0	-100,00
TANZANIA, UNITED REPUBLIC OF	0	456	-	0	1.743	-
REUNION	176	227	28,98	602	3.276	444,19
SIERRA LEONE	11	0	-100,00	535	0	-100,00
U.S. VIRGIN ISLANDS	11	32	190,91	434	18.116	4.074,19
SEYCHELLES	0	61	-	0	5.997	-
SOUTH AFRICA	355	1.015	185,92	648	41.240	6.264,20
MAURITIUS	3	0	-100,00	260	0	-100,00
VIRGIN ISLANDS (BRITISH)	0	319	-	0	1.832	-
AUSTRALIA	21.614	6.840	-68,35	516.904	433.516	-16,13
NEW ZEALAND	1.466	1.610	9,82	27.642	79.722	188,41
PALAU	0	26	-	0	185	-
NEW CALEDONIA	236	126	-46,61	1.076	466	-56,69
NORTHERN MARIANA ISLANDS	10	5	-50,00	87	217	149,43
FIJI	42	31	-26,19	59	12	-79,66
UNITED STATES	53.606	110.010	105,22	46.132.373	47.345.893	2,63
CANADA	863	4.720	446,93	79.700	116.291	45,91
MEXICO	0	77	-	0	350	-
ARGENTINA	39	0	-100,00	214	0	-100,00
BRAZIL	32	619	1.834,38	5.277	3.067	-41,88
COLOMBIA	0	172	-	0	267	-
URUGUAY	401	0	-100,00	1.735	0	-100,00
TRINIDAD AND TOBAGO	1	0	-100,00	40	0	-100,00
BAHAMAS	0	27	-	0	548	-
PUERTO RICO	1	15	1.400,00	747	10.673	1.328,78
BELIZE	0	399	-	0	1.000	-
DOMINICAN REPUBLIC	24	502	1.991,67	790	1.419	79,62
ANTIGUA AND BARBUDA	6	21	250,00	214	210	-1,87
BERMUDA	88	95	7,95	687	670	-2,47
FRENCH POLYNESIA	44	24	-45,45	89	516	479,78
GRENADA	0	168	-	0	599	-
MARTINIQUE	7	0	-100,00	90	0	-100,00
NETHERLANDS ANTILLES	46	49	6,52	1.195	1.913	60,08
GUADELOUPE	8	0	-100,00	2.213	0	-100,00
SAINT KITTS AND NEVIS	0	2	-	0	73	-
UNITED KINGDOM	6.309	11.322	79,46	1.057.866	916.917	-13,32
NETHERLANDS	18.172	25.834	42,16	552.910	947.237	71,32
FRANCE	1.798	3.184	77,09	62.296	47.173	-24,28
GERMANY, FED. REP. OF	3.274	5.097	55,68	1.694.985	1.637.039	-3,42
AUSTRIA	123	26	-78,86	27.720	8.781	-68,32
BELGIUM	448	812	81,25	19.373	4.888	-74,77
SWITZERLAND	895	694	-22,46	383.635	430.283	12,16
DENMARK	329	261	-20,67	642.111	507.588	-20,95
NORWAY	1.302	724	-44,39	221.771	183.286	-17,35
SWEDEN	521	195	-62,57	28.288	11.386	-59,75
FINLAND	0	124	-	0	873	-
IRELAND	46	3	-93,48	15.137	2.406	-84,11
ITALY	7.146	5.305	-25,76	791.586	985.623	24,51
SPAIN	2.267	3.895	71,81	76.649	144.619	88,68
PORTUGAL	654	151	-76,91	2.930	1.512	-48,40
ICELAND	12	16	33,33	16.199	23.558	45,43
GREECE	135	381	182,22	5.358	34.876	550,91
HUNGARY	30	0	-100,00	1.923	0	-100,00

TABEL 5. PERKEMBANGAN EKSPOR INDONESIA MENURUT KOMODITI DAN NEGARA TUJUAN

JENIS BARANG	BERAT BERSIH (KG)		PERUB %	NILAI FOB (US \$)		PERUB %	
	JAN-JAN 2006	JAN-JAN 2007		JAN-JAN 2006	JAN-JAN 2007		
(1)	(2)	(3)	(4)	(5)	(6)	(7)	
POLAND		1	32	3.100,00	11.208	17.973	60,36
YUGOSLAVIA		0	2	-	0	22	-
ESTONIA		4	0	-100,00	4.153	0	-100,00
CROATIA		0	6	-	0	4.262	-
MALTA	409	5.788	1.315,16	10.479	60.896	481,12	
SLOVAKIA	43	27	-37,21	1.269	340	-73,21	
SLOVENIA	3	3	0,00	1.340	1.522	13,58	
CZECH REPUBLIC	14	0	-100,00	20.323	0	-100,00	
RUSSIA FEDERATION	19	40	110,53	10.699	22.632	111,53	
-PETI KEMAS	55.381.763	35.358.848	-36,15	59.945.851	41.683.460	-30,46	
JAPAN	52.027	9.675	-81,40	763.850	31.230	-95,91	
HONG KONG	0	28.981	-	0	167.640	-	
TAIWAN	3.402.000	0	-100,00	3.721.500	0	-100,00	
CHINA	0	12.191	-	0	47.423	-	
PAPUA NEW GUINEA	0	4.991	-	0	4.172	-	
THAILAND	32.422	6.222	-80,81	15.000	27.781	85,21	
SINGAPORE	627.370	1.067.158	70,10	1.803.939	683.690	-62,10	
MALAYSIA	177.378	104.539	-41,06	343.050	461.638	34,57	
MYANMAR (FORM. BURMA)	62.077	0	-100,00	23.892	0	-100,00	
VIET NAM	0	26.227	-	0	109.337	-	
INDIA	0	129.906	-	0	54.312	-	
UNITED ARAB EMIRATES	1.729	155.775	8.909,54	2.500	208.620	8.244,80	
NIGERIA	0	10.000	-	0	4.777	-	
SOUTH AFRICA	0	29.689	-	0	26.800	-	
AUSTRALIA	8.000	50.292	528,65	91.003	127.137	39,71	
EAST TIMOR	10.050	1.636	-83,72	38.474	45	-99,88	
UNITED STATES	7.594.000	6.404.271	-15,67	6.954.000	6.558.900	-5,68	
PANAMA	378.000	0	-100,00	356.000	0	-100,00	
BARBADOS	1.390.000	4.609.000	231,58	1.197.500	3.502.000	192,44	
BERMUDA	1.390.000	756.000	-45,61	1.121.000	706.600	-36,97	
UNITED KINGDOM	1.395.360	202.191	-85,51	1.246.000	423.888	-65,98	
NETHERLANDS	0	35.104	-	0	256.620	-	
FRANCE	1.000	0	-100,00	2.500	0	-100,00	
GERMANY, FED. REP. OF	11.574.252	19.825.000	71,29	16.385.952	26.705.850	62,98	
DENMARK	15.760.000	0	-100,00	15.719.500	0	-100,00	
MALTA	11.509.000	1.890.000	-83,58	10.131.500	1.575.000	-84,45	
RUSSIA FEDERATION	17.098	0	-100,00	28.691	0	-100,00	
-KOMPUTER DAN BAGIANNYA	112.238.905	103.728.543	-7,58	1.850.386.922	1.785.619.060	-3,50	
JAPAN	13.929.516	10.634.581	-23,65	373.592.088	248.894.647	-33,38	
HONG KONG	3.768.060	6.554.493	73,95	69.709.099	125.816.629	80,49	
KOREA, REPUBLIC OF	941.969	2.322.567	146,57	13.339.908	43.444.482	225,67	
TAIWAN	2.084.451	2.693.416	29,21	32.105.579	48.740.631	51,81	
CHINA	5.523.893	6.370.614	15,33	105.556.700	143.955.213	36,38	
PAPUA NEW GUINEA	136	1.008	641,18	387	30.414	7.758,91	
THAILAND	1.789.594	2.790.549	55,93	21.809.659	51.023.910	133,95	
SINGAPORE	10.520.008	10.897.530	3,59	266.504.891	250.369.787	-6,05	
PHILIPPINES	1.122.312	1.157.695	3,15	15.873.231	13.712.174	-13,61	
MALAYSIA	1.158.152	1.945.120	67,95	13.097.756	40.585.748	209,87	
CAMBODIA	0	753	-	0	4.840	-	
BRUNEI DARUSSALAM	1.249	50	-96,00	366.168	70	-99,98	
NEPAL	0	3.691	-	0	96.404	-	
VIET NAM	144.725	149.590	3,36	1.567.552	1.633.934	4,23	
MALDIVES	6.461	0	-100,00	11.948	0	-100,00	
INDIA	2.375.379	2.583.807	8,77	31.651.575	35.382.958	11,79	
PAKISTAN	56.358	30.471	-45,93	952.111	518.303	-45,56	
BANGLADESH	6.074	14.271	134,95	100.410	213.334	112,46	
SRI LANKA	17.476	13.783	-21,13	169.029	51.212	-69,70	
IRAN (ISLAMIC REPUBLIC OF)	0	52.154	-	0	1.362.333	-	
SAUDI ARABIA	18.499	11.356	-38,61	142.826	201.472	41,06	
KUWAIT	0	6.202	-	0	170.096	-	
JORDAN	24.426	12.249	-49,85	870.286	131.770	-84,86	
LEBANON	4.434	10.166	129,27	72.302	160.516	122,01	
YEMEN	600	3.568	494,67	2.500	91.844	3.573,76	
SYRIA ARAB REPUBLIC	0	30.136	-	0	437.841	-	
TURKEY	242.659	437.406	80,26	1.515.151	8.245.452	444,20	
UNITED ARAB EMIRATES	1.570.032	1.314.036	-16,31	16.859.298	18.308.770	8,60	
QATAR	0	300	-	0	1.970	-	
EGYPT	91.629	105.820	15,49	601.601	1.771.320	194,43	
LIBYAN ARAB JAMAHIRIYA	4.061	10.656	162,40	78.863	167.240	112,06	
MOROCCO	24.556	0	-100,00	148.298	0	-100,00	
TUNISIA	2.293	1.435	-37,42	42.102	28.617	-32,03	
ALGERIA	139.285	38.590	-72,29	974.119	479.904	-50,73	
ETHIOPIA	0	766	-	0	7.850	-	
TANZANIA, UNITED REPUBLIC OF	0	565	-	0	480	-	
KENYA	0	889	-	0	500	-	
REUNION	0	370	-	0	10.320	-	
BOTSWANA	0	117	-	0	23	-	
GHANA	1.579	1.042	-34,01	1.605	1.187	-26,04	
ANGOLA	603	0	-100,00	800	0	-100,00	

TABEL 5. PERKEMBANGAN EKSPOR INDONESIA MENURUT KOMODITI DAN NEGARA TUJUAN

JENIS BARANG	BERAT BERSIH (KG)		PERUB	NILAI FOB (US \$)		PERUB
	JAN-JAN 2006	JAN-JAN 2007	%	JAN-JAN 2006	JAN-JAN 2007	%
(1)	(2)	(3)	(4)	(5)	(6)	(7)
CONGO	573	0	-100,00	220	0	-100,00
CAMEROON	2.810	0	-100,00	22.100	0	-100,00
NIGERIA	79.262	29.453	-62,84	195.477	129.018	-34,00
BENIN	19.200	46.800	143,75	14.400	24.800	72,22
UGANDA	0	927	-	0	619	-
SOUTH AFRICA	55.461	66.119	19,22	1.129.425	1.769.966	56,71
ZIMBABWE	0	130	-	0	130	-
ZAMBIA	0	59	-	0	12	-
MALAWI	0	60	-	0	60	-
AUSTRALIA	1.187.460	1.577.588	32,85	19.704.031	21.795.442	10,61
NEW ZEALAND	492	67.284	13.575,61	5.997	715.624	11.833,03
PALAU	0	1	-	0	2	-
AMERICAN SAMOA	260	124	-52,31	5.465	1.345	-75,39
FIJI	0	67	-	0	1.750	-
SOLOMON ISLANDS	0	150	-	0	450	-
EAST TIMOR	40.909	8.678	-78,79	267.924	16.229	-93,94
UNITED STATES	22.800.618	13.802.639	-39,46	343.637.424	215.697.586	-37,23
CANADA	21.535	138.351	542,45	439.517	2.264.178	415,15
MEXICO	2.742.072	2.695.421	-1,70	42.728.856	38.940.580	-8,87
GUATEMALA	0	22.724	-	0	561.281	-
PANAMA	24	99	312,50	85	722	749,41
CHILE	798.723	1.066.024	33,47	10.119.602	12.192.416	20,48
VENEZUELA	352.619	351.194	-0,40	4.544.750	4.153.223	-8,61
ARGENTINA	1.098.639	1.139.900	3,76	14.455.089	13.388.626	-7,38
BRAZIL	3.113.581	2.568.221	-17,52	29.338.275	26.761.427	-8,78
COLOMBIA	277.520	518.373	86,79	3.386.985	5.500.549	62,40
URUGUAY	10.484	370	-96,47	3.650	80	-97,81
ECUADOR	236	188	-20,34	2.778	6.068	118,43
PERU	254.303	401.813	58,01	3.139.837	4.427.850	41,02
COSTA RICA	157.788	213.316	35,19	2.034.509	2.551.627	25,42
NETHERLANDS ANTILLES	3.301	107	-96,76	54.652	35.991	-34,15
UNITED KINGDOM	197.465	490.349	148,32	5.747.187	9.378.369	63,18
NETHERLANDS	18.900.263	15.707.691	-16,89	267.322.727	245.478.958	-8,17
FRANCE	929	898	-3,34	17.551	21.089	20,16
GERMANY, FED. REP. OF	3.685.852	3.054.604	-17,13	51.518.711	39.132.354	-24,04
AUSTRIA	15	28	86,67	85	267	214,12
BELGIUM	541	24.749	4.474,68	40.275	663.574	1.547,61
SWITZERLAND	840	358	-57,38	48.425	29.310	-39,47
LUXEMBOURG	0	20.034	-	0	667.214	-
DENMARK	0	578	-	0	25.684	-
NORWAY	0	100	-	0	700	-
SWEDEN	106	4.546	4.188,68	250	15.737	6.194,80
FINLAND	147.321	429.710	191,68	3.299.397	5.966.740	80,84
IRELAND	538.566	507.856	-5,70	11.795.151	19.974.077	69,34
ITALY	1.474	3.152	113,84	13.569	184.618	1.260,59
SPAIN	2.096	379	-81,92	31.579	12.680	-59,85
PORTUGAL	0	39	-	0	10.111	-
GREECE	907	488	-46,20	52.722	32.209	-38,91
CZECHOSLOVAKIA	1.146	0	-100,00	440	0	-100,00
HUNGARY	4.869.544	1.759.681	-63,86	33.413.546	35.333.881	5,75
POLAND	4	13.902	347.450,00	10	306.524	3.065.140,00
BULGARIA	0	370	-	0	10.320	-
TURKMENISTAN	127	0	-100,00	2.832	0	-100,00
UKRAINE	1.383	0	-100,00	94.723	0	-100,00
UZBEKISTAN	0	5.348	-	0	121.087	-
LITHUANIA	180	0	-100,00	8.655	0	-100,00
SLOVAKIA	64.560	8.420	-86,96	949.152	159.660	-83,18
SLOVENIA	4.803.339	6.481.710	34,94	26.374.539	35.634.852	35,11
CZECH REPUBLIC	426.926	293.661	-31,22	6.598.041	5.466.249	-17,15
RUSSIA FEDERATION	6.982	1.900	-72,79	108.465	950	-99,12
-KENDARAAN BERMOTOR RODA 2 DAI	3.426.331	3.944.339	15,12	28.524.708	30.641.123	7,42
JAPAN	84.518	73.115	-13,49	1.070.660	1.507.039	40,76
HONG KONG	823	328	-60,15	15.583	1.430	-90,82
TAIWAN	744	1.649	121,64	6.764	15.654	131,43
CHINA	1.869	901	-51,79	13.221	11.956	-9,57
THAILAND	10.841	36.936	240,71	138.717	741.784	434,75
SINGAPORE	7.255	1.227	-83,09	56.640	8.508	-84,98
PHILIPPINES	980.405	1.560.549	59,17	7.442.585	11.839.617	59,08
MALAYSIA	5.391	68.282	1.166,59	163.456	127.865	-21,77
VIET NAM	124.790	41.730	-66,56	1.554.970	459.518	-70,45
MALDIVES	550	10.792	1.862,18	4.205	86.916	1.966,97
INDIA	2.323	8.291	256,91	29.612	131.772	345,00
PAKISTAN	16.439	16.717	1,69	130.253	103.201	-20,77
SRI LANKA	138	239	73,19	1.617	1.836	13,54
SAUDI ARABIA	20.000	0	-100,00	228.000	0	-100,00
JORDAN	0	11.000	-	0	75.000	-
UNITED ARAB EMIRATES	0	3.587	-	0	13.544	-
CYPRUS	0	200	-	0	842	-
EGYPT	145.525	7.500	-94,85	1.133.900	12.250	-98,92
ALGERIA	0	250	-	0	650	-

TABEL 5. PERKEMBANGAN EKSPOR INDONESIA MENURUT KOMODITI DAN NEGARA TUJUAN

JENIS BARANG	BERAT BERSIH (KG)		PERUB	NILAI FOB (US \$)		PERUB
	JAN-JAN 2006	JAN-JAN 2007	%	JAN-JAN 2006	JAN-JAN 2007	%
(1)	(2)	(3)	(4)	(5)	(6)	(7)
SUDAN	2.884	0	-100,00	10.920	0	-100,00
ETHIOPIA	3.600	0	-100,00	22.200	0	-100,00
TANZANIA, UNITED REPUBLIC OF	224	537	139,73	1.508	556	-63,13
KENYA	3.914	0	-100,00	12.000	0	-100,00
MOZAMBIQUE	0	3.120	-	0	19.240	-
TOGO	0	21.000	-	0	17.350	-
GHANA	540	12.199	2.159,07	39.000	133.320	241,85
ANGOLA	45.450	140.452	209,03	311.491	877.002	181,55
CONGO	10.305	7.200	-30,13	65.390	46.380	-29,07
BURKINA FASO	111.237	0	-100,00	2.856.000	0	-100,00
DJIBOUTI	0	6.240	-	0	40.200	-
SOUTH AFRICA	26.137	7.200	-72,45	173.260	46.020	-73,44
ZIMBABWE	3.300	3.600	9,09	22.200	23.370	5,27
AUSTRALIA	8.087	38.812	379,93	26.081	243.335	833,00
NEW ZEALAND	7.815	59.600	662,64	58.104	630.715	985,49
WALLIS AND FUTUNA ISLANDS	0	2.459	-	0	19.800	-
COOK ISLANDS	31.178	0	-100,00	2.885	0	-100,00
TONGA	310	0	-100,00	1.820	0	-100,00
CHRISTMAS ISLANDS	0	40	-	0	500	-
EAST TIMOR	16.092	12.560	-21,95	210.050	182.929	-12,91
UNITED STATES	2.178	8.227	277,73	9.823	24.256	146,93
CANADA	615	750	21,95	3.203	2.169	-32,28
MEXICO	0	136.892	-	0	1.084.164	-
GUATEMALA	4.400	11.520	161,82	35.000	84.000	140,00
HONDURAS	13.220	7.305	-44,74	87.984	44.861	-49,01
CHILE	250	11.760	4.604,00	1.750	97.514	5.472,23
VENEZUELA	0	250.320	-	0	1.582.911	-
ARGENTINA	200	0	-100,00	1.540	0	-100,00
BRAZIL	63.700	200	-99,69	468.566	100	-99,98
COLOMBIA	1.044.746	876.265	-16,13	7.420.973	6.287.500	-15,27
PARAGUAY	0	120	-	0	750	-
ECUADOR	0	110	-	0	741	-
DOMINICAN REPUBLIC	438.900	160.260	-63,49	2.913.000	1.020.860	-64,96
EL SALVADOR	10.500	6.240	-40,57	68.700	42.100	-38,72
COSTA RICA	2.894	2.880	-0,48	21.061	21.000	-0,29
BARBADOS	0	3.600	-	0	23.700	-
BERMUDA	7.480	8.400	12,30	56.000	65.064	16,19
UNITED KINGDOM	6.925	2.222	-67,91	40.844	17.124	-58,07
NETHERLANDS	1.025	869	-15,22	2.671	1.420	-46,84
FRANCE	13.638	15.870	16,37	85.163	90.145	5,85
GERMANY, FED. REP. OF	140	1.796	1.182,86	850	9.283	992,12
AUSTRIA	0	275	-	0	1.250	-
BELGIUM	1.173	10.181	767,95	3.247	13.434	313,74
SWITZERLAND	0	125	-	0	11.000	-
DENMARK	0	200	-	0	2.400	-
NORWAY	0	150	-	0	1.150	-
FINLAND	0	4.256	-	0	2.174	-
ITALY	619	209.935	33.815,19	7.435	2.142.218	28.712,62
SPAIN	0	300	-	0	200	-
GREECE	136.396	54.999	-59,68	1.414.726	547.536	-61,30
HUNGARY	4.648	0	-100,00	79.080	0	-100,00
-KENDARAAN BERMOTOR RODA 4 DAI	42.253.897	77.469.780	83,34	261.516.628	415.051.014	58,71
JAPAN	417.990	794.534	90,08	2.118.241	2.946.525	39,10
HONG KONG	0	7.600	-	0	91.436	-
KOREA, REPUBLIC OF	570	3.390	494,74	160	23.000	14.275,00
TAIWAN	7.033	1.547	-78,00	38.923	6.187	-84,10
CHINA	668.383	125.460	-81,23	2.915.054	125.961	-95,68
PAPUA NEW GUINEA	531.241	292.196	-45,00	3.455.290	3.233.810	-6,41
THAILAND	9.782.663	5.287.601	-45,95	79.308.014	28.358.599	-64,24
SINGAPORE	1.909.151	6.673.918	249,58	5.497.206	9.291.314	69,02
PHILIPPINES	8.159.399	10.895.033	33,53	42.729.996	55.684.987	30,32
MALAYSIA	7.316.816	13.755.995	88,01	41.988.935	73.021.484	73,91
MYANMAR (FORM. BURMA)	0	117.968	-	0	214.312	-
BRUNEI DARUSSALAM	1.778.930	1.493.164	-16,06	11.335.467	9.187.997	-18,94
NEPAL	0	8.400	-	0	33.540	-
VIET NAM	457.994	2.587.670	465,00	2.812.191	10.380.201	269,11
INDIA	0	2.430	-	0	13.351	-
PAKISTAN	537.612	2.810.507	422,78	5.192.440	17.516.440	237,35
BANGLADESH	65.717	44.729	-31,94	237.826	266.516	12,06
SRI LANKA	53	55.051	103.769,81	246	532.184	216.234,96
SAUDI ARABIA	4.918.956	10.271.032	108,81	29.219.548	75.490.864	158,36
KUWAIT	690.603	730.390	5,76	5.222.870	4.838.019	-7,37
JORDAN	38.890	33.756	-13,20	257.781	168.163	-34,77
LEBANON	57.457	237.559	313,46	352.493	1.448.979	311,07
YEMEN	61.299	326.081	431,95	366.007	1.743.972	376,49
OMAN	733.912	455.374	-37,95	5.256.543	3.976.519	-24,35
SYRIA ARAB REPUBLIC	76.664	457.557	496,83	541.271	2.860.507	428,48
UNITED ARAB EMIRATES	838.286	2.768.071	230,21	6.332.372	17.692.252	179,39
QATAR	181.248	423.156	133,47	1.318.013	3.308.101	150,99
BAHRAIN	56.063	146.414	161,16	457.351	1.261.802	175,89

TABEL 5. PERKEMBANGAN EKSPOR INDONESIA MENURUT KOMODITI DAN NEGARA TUJUAN

JENIS BARANG	BERAT BERSIH (KG)		PERUB	NILAI FOB (US \$)		PERUB
	JAN-JAN 2006	JAN-JAN 2007	%	JAN-JAN 2006	JAN-JAN 2007	%
(1)	(2)	(3)	(4)	(5)	(6)	(7)
EGYPT	0	361.728	-	0	1.947.675	-
LIBYAN ARAB JAMAHIRIYA	0	68.531	-	0	187.500	-
MOROCCO	5.800	131.952	2.175,03	27.643	658.772	2.283,14
ALGERIA	0	22.150	-	0	145.056	-
SUDAN	0	105.498	-	0	594.661	-
TANZANIA, UNITED REPUBLIC OF	1.160	19.538	1.584,31	8.387	76.349	810,33
GHANA	11.599	460.574	3.870,81	58.589	4.337.919	7.303,98
GUINEA	0	428.250	-	0	3.963.330	-
ANGOLA	41.247	39.896	-3,28	227.683	221.674	-2,64
CONGO	0	10.000	-	0	1.180	-
SENEGAL	0	3.032	-	0	8.568	-
MAURITANIA	0	85.650	-	0	792.666	-
SEYCHELLES	0	6.240	-	0	41.681	-
SOUTH AFRICA	0	6.073.576	-	0	28.083.761	-
ZAIRE	0	11.701	-	0	8.000	-
AUSTRALIA	313.270	1.385.310	342,21	1.638.009	11.013.293	572,36
NEW ZEALAND	95.120	134.760	41,67	528.993	744.289	40,70
SAINT VINCENT AND THE GRENADINES	10.873	40.223	269,93	57.222	195.315	241,33
VANUATU	9.342	24.613	163,47	50.623	129.626	156,06
FIJI	78.794	23.631	-70,01	629.713	138.189	-78,06
MARSHALL ISLANDS	0	5.929	-	0	33.991	-
SOLOMON ISLANDS	0	35.417	-	0	48.972	-
EAST TIMOR	81.347	5.250	-93,55	350.347	35.332	-89,92
UNITED STATES	305.431	520.127	70,29	290.557	3.060.963	953,48
MEXICO	0	633.815	-	0	3.334.934	-
GUATEMALA	319.271	338.553	6,04	1.457.158	1.689.445	15,94
HONDURAS	84.931	132.984	56,58	457.081	672.313	47,09
NICARAGUA	249.696	184.985	-25,92	1.258.045	990.968	-21,23
PANAMA	41.399	146.686	254,32	206.232	745.975	261,72
SURINAME	13.452	0	-100,00	14.040	0	-100,00
CHILE	387.355	1.956.400	405,07	1.822.629	9.269.791	408,59
BRAZIL	276	140	-49,28	5.295	2.727	-48,50
COLOMBIA	0	360	-	0	3.208	-
GUYANA	2.320	2.320	0,00	10.627	10.906	2,63
TRINIDAD AND TOBAGO	27.499	150.576	447,57	171.696	865.254	403,95
BAHAMAS	1.270	28.892	2.174,96	8.526	173.430	1.934,13
JAMAICA	62.372	56.143	-9,99	384.332	302.198	-21,37
PUERTO RICO	191.078	533.942	179,44	1.111.839	2.975.406	167,61
COSTA RICA	258.654	275.431	6,49	1.280.135	1.406.090	9,84
HAITI	0	4.769	-	0	24.968	-
BARBADOS	150.062	250.094	66,66	870.981	1.416.062	62,58
ARUBA	26.898	14.910	-44,57	127.783	88.910	-30,42
BERMUDA	45.446	33.628	-26,00	262.125	197.190	-24,77
DOMINICA	2.320	55.240	2.281,03	11.216	277.941	2.378,08
FRENCH POLYNESIA	3.653	14.639	300,74	22.726	95.358	319,60
GRENADA	10.917	0	-100,00	60.770	0	-100,00
NETHERLANDS ANTILLES	18.288	37.810	106,75	99.609	207.272	108,09
SAINT LUCIA	15.996	53.605	235,12	92.271	294.006	218,63
SAINT KITTS AND NEVIS	0	3.719	-	0	22.800	-
UNITED KINGDOM	8.048	1.430.110	17.669,76	65.040	7.941.675	12.110,45
FRANCE	3.725	0	-100,00	640.364	0	-100,00
GERMANY, FED. REP. OF	8.400	5.426	-35,40	19.577	34.474	76,09
BELGIUM	19.658	67.654	244,16	127.727	390.819	205,98
NORWAY	0	40	-	0	2.750	-
IRELAND	0	193.950	-	0	925.000	-
CZECHOSLOVAKIA	0	28.000	-	0	388.960	-
LATVIA	0	2.500	-	0	4.400	-
MALTA	0	22.300	-	0	110.000	-
RUSSIA FEDERATION	60.000	0	-100,00	106.800	0	-100,00
-SUKU CADANG MESIN	96.508.103	100.544.888	4,18	1.188.331.424	831.936.327	-29,99
JAPAN	19.050.830	26.794.047	40,65	60.529.418	55.024.485	-9,09
HONG KONG	117.187	270.371	130,72	2.766.419	1.123.280	-59,40
KOREA, REPUBLIC OF	1.934.978	5.077.593	162,41	2.641.325	4.998.978	89,26
TAIWAN	13.639	195.788	1.335,50	697.497	513.508	-26,38
CHINA	2.476.467	5.552.497	124,21	10.562.159	19.314.535	82,87
PAPUA NEW GUINEA	140.454	30.194	-78,50	363.106	173.142	-52,32
THAILAND	29.175.019	23.108.347	-20,79	48.966.160	42.656.744	-12,89
SINGAPORE	20.668.258	15.344.080	-25,76	828.170.288	543.047.701	-34,43
PHILIPPINES	500.911	567.799	13,35	2.880.840	2.396.662	-16,81
MALAYSIA	4.799.957	3.174.336	-33,87	155.799.133	63.838.272	-59,03
MYANMAR (FORM. BURMA)	5.820	76.668	1.217,32	20.793	680.323	3.171,88
BRUNEI DARUSSALAM	44.999	11.970	-73,40	100.421	222.336	121,40
VIET NAM	391.120	625.932	60,04	1.539.776	4.164.929	170,49
MALDIVES	0	146.386	-	0	33.736	-
INDIA	493.904	367.800	-25,53	2.571.577	1.678.872	-34,71
PAKISTAN	34.372	66.395	93,17	369.202	748.503	102,74
BANGLADESH	379	151.139	39.778,36	7.994	392.794	4.813,61
SRI LANKA	330	2.017	511,21	103.198	11.075	-89,27
IRAN (ISLAMIC REPUBLIC OF)	406.515	500.292	23,07	1.119.249	2.949.751	163,55
SAUDI ARABIA	388.581	75.970	-80,45	1.617.453	263.392	-83,72

TABEL 5. PERKEMBANGAN EKSPOR INDONESIA MENURUT KOMODITI DAN NEGARA TUJUAN

JENIS BARANG	BERAT BERSIH (KG)		PERUB	NILAI FOB (US \$)		PERUB
	JAN-JAN 2006	JAN-JAN 2007	%	JAN-JAN 2006	JAN-JAN 2007	%
(1)	(2)	(3)	(4)	(5)	(6)	(7)
KUWAIT	7.083	0	-100,00	44.953	0	-100,00
JORDAN	9.448	16.365	73,21	68.325	126.700	85,44
YEMEN	0	770	-	0	4.941	-
OMAN	55.647	12.800	-77,00	141.498	41.505	-70,67
SYRIA ARAB REPUBLIC	0	14.945	-	0	156.192	-
TURKEY	84.996	91.831	8,04	276.296	268.502	-2,82
UNITED ARAB EMIRATES	357.536	947.733	165,07	2.711.678	4.283.680	57,97
QATAR	634.546	80.430	-87,32	2.615.263	1.927.785	-26,29
EGYPT	23.867	49.001	105,31	86.181	191.779	122,53
LIBYAN ARAB JAMAHIRIYA	0	430	-	0	3.152	-
TUNISIA	644	0	-100,00	4.696	0	-100,00
SUDAN	208	6.435	2.993,75	9.269	63.528	585,38
TANZANIA, UNITED REPUBLIC OF	490	1.245	154,08	8.200	14.600	78,05
KENYA	300	258	-14,00	3.000	2.500	-16,67
REUNION	0	306	-	0	6.236	-
MOZAMBIQUE	2.013	340	-83,11	19.200	5.000	-73,96
BOTSWANA	0	280	-	0	3.100	-
GHANA	190	100	-47,37	1.900	1.000	-47,37
GUINEA	0	7.100	-	0	1.750	-
ANGOLA	4.832	19.249	298,37	83.412	256.221	207,18
CONGO	1.000	0	-100,00	33.314	0	-100,00
NIGERIA	10.600	18.373	73,33	203.989	276.457	35,53
GABON	25.034	21.440	-14,36	66.153	61.899	-6,43
UGANDA	1.384	1.467	6,00	15.260	18.300	19,92
NIGER	693	2.615	277,34	11.700	24.100	105,98
SOUTH AFRICA	24.087	74.553	209,52	228.000	167.274	-26,63
ZIMBABWE	140	0	-100,00	1.600	0	-100,00
AUSTRALIA	2.196.892	662.597	-69,84	5.235.875	3.952.635	-24,51
NEW ZEALAND	191.178	20.101	-89,49	1.088.231	189.502	-82,59
NEW CALEDONIA	0	416	-	0	2.500	-
AMERICAN SAMOA	28.064	7	-99,98	395.447	1.050	-99,73
FIJI	0	62	-	0	300	-
EAST TIMOR	7	0	-100,00	330	0	-100,00
UNITED STATES	7.092.100	6.399.268	-9,77	25.835.657	31.474.350	21,83
CANADA	402.589	431.689	7,23	772.429	1.090.195	41,14
MEXICO	7.888	16.375	107,59	551.224	1.762.538	219,75
PANAMA	612	0	-100,00	337.581	0	-100,00
CHILE	46.286	0	-100,00	151.507	0	-100,00
VENEZUELA	0	1.687	-	0	108.972	-
ARGENTINA	36.900	36.849	-0,14	357.000	163.878	-54,10
BRAZIL	130.137	292.005	124,38	564.432	1.821.241	222,67
URUGUAY	6.264	4.785	-23,61	26.695	25.160	-5,75
PARAGUAY	0	450	-	0	3.900	-
PERU	0	4.716	-	0	23.906	-
TRINIDAD AND TOBAGO	0	594.900	-	0	2.903.042	-
PUERTO RICO	0	627	-	0	72.257	-
COSTA RICA	0	98	-	0	21.884	-
ANTIGUA AND BARBUDA	11.927	0	-100,00	113.893	0	-100,00
NETHERLANDS ANTILLES	2.708	349	-87,11	66.294	46.998	-29,11
UNITED KINGDOM	1.961.369	6.891.311	251,35	11.918.153	16.114.056	35,21
NETHERLANDS	291.093	485.019	66,62	1.221.609	10.148.841	730,78
FRANCE	1.211.684	110.724	-90,86	4.667.906	2.957.876	-36,63
GERMANY, FED. REP. OF	227.348	576.405	153,53	1.870.289	2.039.472	9,05
BELGIUM	116.422	74.856	-35,70	474.380	698.500	47,24
SWITZERLAND	3	0	-100,00	52	0	-100,00
LUXEMBOURG	0	54.398	-	0	27.309	-
DENMARK	160	1.222	663,75	7.877	79.156	904,90
NORWAY	35.123	29.741	-15,32	312.673	187.759	-39,95
SWEDEN	18.121	1.209	-93,33	290.595	20.478	-92,95
FINLAND	408	10.396	2.448,04	17.448	28.853	65,37
IRELAND	44.305	85.079	92,03	880.202	846.508	-3,83
ITALY	79.988	111.542	39,45	180.968	209.611	15,83
SPAIN	4	1.976	49.300,00	92	30.950	33.541,30
PORTUGAL	4.448	0	-100,00	30.774	0	-100,00
GREECE	153	0	-100,00	5.549	0	-100,00
ANDORRA	0	5.800	-	0	27.500	-
HUNGARY	22.746	4.839	-78,73	415.337	61.597	-85,17
POLAND	3.101	0	-100,00	137.000	0	-100,00
ROMANIA	0	4.100	-	0	350.450	-
BULGARIA	0	613	-	0	12.472	-
AZERBAIJAN	0	193	-	0	144	-
MOLDOVA, REPUBLIC OF	52	0	-100,00	2.800	0	-100,00
TAJIKISTAN	328	449	36,89	64.760	83.336	28,68
LITHUANIA	278	0	-100,00	12.519	0	-100,00
ESTONIA	100	0	-100,00	2.104	0	-100,00
GEORGIA	0	1.198	-	0	13.673	-
MALTA	0	435	-	0	2.618	-
SLOVAKIA	153.866	111.430	-27,58	1.635.314	2.114.070	29,28
SLOVENIA	670	155	-76,87	1.330	368	-72,33
CZECH REPUBLIC	27.686	141	-99,49	266.598	13.269	-95,02
FAEROE ISLANDS	58	0	-100,00	1.065	0	-100,00

TABEL 5. PERKEMBANGAN EKSPOR INDONESIA MENURUT KOMODITI DAN NEGARA TUJUAN

JENIS BARANG	BERAT BERSIH (KG)		PERUB	NILAI FOB (US \$)		PERUB
	JAN-JAN 2006	JAN-JAN 2007	%	JAN-JAN 2006	JAN-JAN 2007	%
(1)	(2)	(3)	(4)	(5)	(6)	(7)
RUSSIA FEDERATION	266.579	6.989	-97,38	957.540	63.934	-93,32
-SUKU CADANG KENDARAAN	164.454.078	183.381.590	11,51	967.947.527	1.164.018.624	20,26
JAPAN	35.165.343	42.736.598	21,53	196.043.429	243.961.141	24,44
HONG KONG	141.956	97.462	-31,34	1.124.351	981.039	-12,75
KOREA, REPUBLIC OF	301.821	442.989	46,77	790.411	1.609.350	103,61
TAIWAN	5.936.290	3.224.061	-45,69	36.420.255	25.042.259	-31,24
CHINA	5.935.589	7.336.779	23,61	38.480.305	67.835.653	76,29
PAPUA NEW GUINEA	58.956	829.411	1.306,83	168.115	667.227	296,89
THAILAND	18.069.673	21.879.745	21,09	123.597.655	170.208.485	37,71
SINGAPORE	13.967.554	17.800.102	27,44	78.927.736	97.756.704	23,86
PHILIPPINES	8.120.175	12.603.084	55,21	47.095.262	42.328.622	-10,12
MALAYSIA	37.358.112	22.741.641	-39,13	186.525.865	124.640.381	-33,18
MYANMAR (FORM. BURMA)	105.022	89.210	-15,06	570.850	446.057	-21,86
CAMBODIA	67.333	2.698	-95,99	361.646	10.845	-97,00
BRUNEI DARUSSALAM	11.213	514.338	4.486,98	62.656	760.303	1.113,46
LAO PEOPLE'S DEMOCRATIC REPUBLI	1	0	-100,00	2	0	-100,00
VIET NAM	3.630.369	10.406.454	186,65	31.059.452	67.142.165	116,17
MALDIVES	4.103	2.267	-44,75	9.128	8.758	-4,05
INDIA	1.616.905	2.235.414	38,25	10.836.179	19.042.582	75,73
PAKISTAN	1.611.723	1.921.526	19,22	6.221.931	7.472.731	20,10
BANGLADESH	106.761	213.856	100,31	117.986	350.410	196,99
SRI LANKA	121.013	165.572	36,82	367.441	609.236	65,81
IRAN (ISLAMIC REPUBLIC OF)	194.438	217.975	12,11	567.973	438.910	-22,72
SAUDI ARABIA	188.738	107.160	-43,22	895.750	825.020	-7,90
KUWAIT	18.384	3.514	-80,89	138.069	36.585	-73,50
JORDAN	157.664	71.617	-54,58	590.084	302.757	-48,69
LEBANON	96.914	41.671	-57,00	394.296	194.434	-50,69
YEMEN	2.977	76.466	2.468,56	43.341	234.634	441,37
OMAN	113.495	83.271	-26,63	114.256	116.156	1,66
SYRIA ARAB REPUBLIC	50.701	64.782	27,77	191.801	230.685	20,27
TURKEY	318.659	429.606	34,82	924.885	1.730.390	87,09
UNITED ARAB EMIRATES	692.215	973.634	40,65	1.555.217	1.958.592	25,94
QATAR	1.652	28.492	1.624,70	17.244	84.468	389,84
BAHRAIN	76	1.860	2.347,37	768	24.457	3.084,51
CYPRUS	19.729	17.978	-8,88	172.071	223.495	29,89
EGYPT	454.256	497.271	9,47	1.632.451	1.896.428	16,17
LIBYAN ARAB JAMAHIRIYA	0	39.041	-	0	115.949	-
MOROCCO	21.062	22.868	8,57	60.958	80.467	32,00
TUNISIA	26.088	65.642	151,62	39.939	106.031	165,48
SUDAN	0	7.296	-	0	52.699	-
ETHIOPIA	45	0	-100,00	230	0	-100,00
TANZANIA, UNITED REPUBLIC OF	0	7.442	-	0	7.694	-
KENYA	165	2.416	1.364,24	519	8.728	1.581,70
MOZAMBIQUE	0	3.751	-	0	44.934	-
GHANA	0	72.136	-	0	440.906	-
GUINEA	0	44	-	0	15	-
ANGOLA	1.904	3.317	74,21	19.307	21.320	10,43
CONGO	19.680	20.212	2,70	30.340	29.340	-3,30
NIGERIA	21.392	3.025	-85,86	53.416	6.213	-88,37
COTE D'IVOIRE	1.818	385	-78,82	6.925	5.972	-13,76
MAURITANIA	6.571	29.539	349,54	17.108	41.562	142,94
DJIBOUTI	29.787	60	-99,80	21.838	230	-98,95
SOUTH AFRICA	395.278	964.216	143,93	3.863.614	10.474.951	171,12
MAURITIUS	8	25	212,50	369	609	65,04
ZAIRE	19.920	0	-100,00	14.608	0	-100,00
VIRGIN ISLANDS (BRITISH)	0	264	-	0	3.077	-
AUSTRALIA	767.203	1.004.126	30,88	6.829.694	7.579.303	10,98
NEW ZEALAND	3.843	5.701	48,35	45.425	66.951	47,39
NEW CALEDONIA	552	0	-100,00	7.430	0	-100,00
SAINT VINCENT AND THE GRENADINES	0	238	-	0	3.347	-
VANUATU	0	426	-	0	7.476	-
WALLIS AND FUTUNA ISLANDS	0	143	-	0	1.152	-
FIJI	14.090	22.933	62,76	34.843	65.238	87,23
SOLOMON ISLANDS	0	272.913	-	0	330.527	-
TONGA	0	950	-	0	297	-
EAST TIMOR	46.818	18.284	-60,95	48.650	17.973	-63,06
UNITED STATES	7.016.038	13.242.532	88,75	51.757.320	129.331.233	149,88
CANADA	109.139	88.992	-18,46	726.384	784.979	8,07
MEXICO	177.051	98.467	-44,38	369.037	197.201	-46,56
GUATEMALA	25.464	2.968	-88,34	156.408	37.546	-75,99
HONDURAS	113.402	81.974	-27,71	285.906	136.532	-52,25
NICARAGUA	301	2.886	858,80	1.067	27.601	2.486,79
PANAMA	129.019	1.164	-99,10	564.425	21.717	-96,15
SURINAME	17.888	0	-100,00	75.000	0	-100,00
CHILE	32.486	47.041	44,80	78.407	229.242	192,37
VENEZUELA	4.540	43.979	868,70	70.203	103.521	47,46
ARGENTINA	909.987	1.303.938	43,29	4.998.876	6.804.898	36,13
BRAZIL	1.650.105	3.020.648	83,06	10.803.566	31.148.242	188,31
COLOMBIA	179.550	358.009	99,39	849.012	2.878.427	239,03
URUGUAY	0	27.000	-	0	11.443	-

TABEL 5. PERKEMBANGAN EKSPOR INDONESIA MENURUT KOMODITI DAN NEGARA TUJUAN

JENIS BARANG	BERAT BERSIH (KG)		PERUB	NILAI FOB (US \$)		PERUB
	JAN-JAN 2006	JAN-JAN 2007	%	JAN-JAN 2006	JAN-JAN 2007	%
(1)	(2)	(3)	(4)	(5)	(6)	(7)
PERU	127.909	37.082	-71,01	172.245	78.663	-54,33
GUYANA	0	242	-	0	3.408	-
TRINIDAD AND TOBAGO	475	3.107	554,11	3.479	25.804	641,71
BAHAMAS	0	398	-	0	4.067	-
JAMAICA	227	288	26,87	3.755	6.730	79,23
PUERTO RICO	19.302	29.034	50,42	198.954	301.796	51,69
DOMINICAN REPUBLIC	0	40.300	-	0	223.468	-
EL SALVADOR	0	6.304	-	0	44.812	-
COSTA RICA	2.375	474	-80,04	22.501	5.126	-77,22
BARBADOS	3.172	4.926	55,30	21.370	40.069	87,50
ANTIGUA AND BARBUDA	30.076	1.078	-96,42	195.876	8.770	-95,52
ARUBA	0	1.103	-	0	14.106	-
BERMUDA	1.689	607	-64,06	14.151	3.226	-77,20
DOMINICA	25	15.252	60.908,00	618	100.042	16.088,03
FRENCH POLYNESIA	0	69	-	0	1.294	-
NETHERLANDS ANTILLES	441	273	-38,10	4.149	1.689	-59,29
SAINT LUCIA	62	0	-100,00	1.240	0	-100,00
SAINT KITTS AND NEVIS	177	137	-22,60	3.090	1.142	-63,04
UNITED KINGDOM	8.987.689	5.038.929	-43,94	79.987.124	49.015.780	-38,72
NETHERLANDS	1.676.203	1.609.942	-3,95	6.717.266	6.806.914	1,33
FRANCE	25.094	36.612	45,90	171.416	268.667	56,73
GERMANY, FED. REP. OF	2.562.336	3.241.042	26,49	10.435.988	14.865.384	42,44
AUSTRIA	21.255	24.725	16,33	90.251	112.132	24,24
BELGIUM	297.418	122.103	-58,95	1.619.833	1.178.024	-27,27
SWITZERLAND	18.563	281	-98,49	141.607	3.280	-97,68
DENMARK	183.194	143.686	-21,57	763.581	660.102	-13,55
NORWAY	402.674	334.875	-16,84	1.730.663	1.517.327	-12,33
SWEDEN	889.481	707.614	-20,45	3.949.580	3.409.756	-13,67
FINLAND	344.329	424.844	23,38	1.456.540	1.998.948	37,24
IRELAND	9.654	29	-99,70	48.808	456	-99,07
ITALY	1.066.315	1.526.449	43,15	4.591.468	6.055.464	31,89
SPAIN	293.180	295.038	0,63	2.747.190	1.895.804	-30,99
PORTUGAL	5.390	72.602	1.246,98	35.383	256.346	624,49
GREECE	198.394	256.825	29,45	1.151.481	1.476.941	28,26
HUNGARY	635.367	413.357	-34,94	2.660.533	2.157.303	-18,91
POLAND	111.224	192.453	73,03	403.793	736.796	82,47
BULGARIA	3.390	0	-100,00	42.693	0	-100,00
UKRAINE	0	567	-	0	2.728	-
LITHUANIA	71.947	5.624	-92,18	315.170	24.708	-92,16
MALTA	5.094	3.365	-33,94	35.216	33.037	-6,19
SLOVAKIA	15.835	6.255	-60,50	38.503	15.176	-60,58
CZECH REPUBLIC	100	6.973	6.873,00	100	16.719	16.619,00
RUSSIA FEDERATION	63.018	31.231	-50,44	322.227	250.118	-22,38
-UBI KAYU OLAHAN	229.789.042	132.005.486	-42,55	25.441.429	14.836.178	-41,68
JAPAN	177.758	242.603	36,48	126.900	326.552	157,33
HONG KONG	917.910	9.884	-98,92	130.035	10.569	-91,87
KOREA, REPUBLIC OF	41.901.488	11.181.420	-73,31	5.038.193	1.286.259	-74,47
TAIWAN	37.054	20.023	-45,96	9.629	5.732	-40,47
CHINA	185.274.595	118.625.332	-35,97	19.750.558	12.657.777	-35,91
SINGAPORE	6.400	43.158	574,34	12.266	53.637	337,28
PHILIPPINES	3.850	0	-100,00	5.665	0	-100,00
MALAYSIA	1.177.829	1.719.539	45,99	168.085	238.296	41,77
BRUNEI DARUSSALAM	73	0	-100,00	113	0	-100,00
VIET NAM	179.080	0	-100,00	19.341	0	-100,00
INDIA	5.000	0	-100,00	1.828	0	-100,00
SAUDI ARABIA	1.814	0	-100,00	1.050	0	-100,00
UNITED ARAB EMIRATES	2.075	6.139	195,86	824	13.010	1.478,88
AUSTRALIA	3.872	624	-83,88	5.003	1.172	-76,57
UNITED KINGDOM	92.579	127.986	38,25	159.342	215.909	35,50
NETHERLANDS	5.769	3.778	-34,51	7.921	8.890	12,23
GERMANY, FED. REP. OF	1.896	25.000	1.218,57	4.676	18.375	292,96
-INDUSTRI LAINNYA	1.623.783.005	3.463.713.492	113,31	2.894.974.345	3.434.226.326	18,63
JAPAN	157.881.424	145.536.030	-7,82	343.943.070	402.072.555	16,90
HONG KONG	16.601.759	16.877.415	1,66	31.975.056	35.560.532	11,21
KOREA, DEMOCRATIC PEOPLE'S REPL	1.945	1.805	-7,20	24.688	8.312	-66,33
KOREA, REPUBLIC OF	73.126.220	61.593.274	-15,77	63.085.646	75.803.778	20,16
TAIWAN	90.111.060	59.878.706	-33,55	64.962.487	44.727.346	-31,15
CHINA	258.419.080	2.127.576.235	723,30	85.250.432	150.273.184	76,27
MONGOLIA	358.251	444.975	24,21	553.318	723.809	30,81
MACAU	2.313	94.601	3.989,97	8.426	103.231	1.125,15
PAPUA NEW GUINEA	2.473.974	4.567.068	84,60	3.643.442	9.586.306	163,11
THAILAND	72.211.658	76.461.857	5,89	216.321.414	219.103.333	1,29
SINGAPORE	191.371.332	190.026.316	-0,70	628.307.895	778.762.548	23,95
PHILIPPINES	33.673.685	27.116.451	-19,47	58.638.472	72.773.792	24,11
MALAYSIA	143.670.658	130.794.424	-8,96	218.285.409	235.851.560	8,05
MYANMAR (FORM. BURMA)	2.624.884	3.324.047	26,64	1.397.620	2.499.393	78,83
CAMBODIA	1.269.030	1.048.836	-17,35	2.956.357	1.674.808	-43,35
BRUNEI DARUSSALAM	4.992.929	1.302.494	-73,91	2.171.288	1.337.446	-38,40
LAO PEOPLE'S DEMOCRATIC REPUBLI	72.363	182.739	152,53	497.515	3.083.707	519,82

TABEL 5. PERKEMBANGAN EKSPOR INDONESIA MENURUT KOMODITI DAN NEGARA TUJUAN

JENIS BARANG	BERAT BERSIH (KG)		PERUB	NILAI FOB (US \$)		PERUB
	JAN-JAN 2006	JAN-JAN 2007	%	JAN-JAN 2006	JAN-JAN 2007	%
(1)	(2)	(3)	(4)	(5)	(6)	(7)
NEPAL	75.855	129.592	70,84	85.640	213.441	149,23
VIET NAM	29.665.292	38.377.241	29,37	73.458.870	81.592.590	11,07
MALDIVES	1.290.076	2.570.742	99,27	1.717.669	1.700.635	-0,99
INDIA	54.648.846	62.255.788	13,92	68.450.031	88.600.967	29,44
PAKISTAN	11.947.246	25.464.413	113,14	11.137.688	14.700.117	31,99
BANGLADESH	8.150.033	7.527.832	-7,63	11.218.941	18.070.251	61,07
SRI LANKA	31.122.036	12.654.662	-59,34	25.338.357	18.464.096	-27,13
AFGHANISTAN	1.750	20.750	1.085,71	1.225	84.894	6.830,12
IRAQ	11.087.672	10.324.257	-6,89	26.100.343	25.420.223	-2,61
IRAN (ISLAMIC REPUBLIC OF)	5.496.660	7.928.978	44,25	6.285.246	5.809.483	-7,57
SAUDI ARABIA	24.030.630	25.254.735	5,09	28.616.692	27.144.643	-5,14
KUWAIT	3.724.044	3.245.392	-12,85	2.387.089	2.573.094	7,79
JORDAN	556.686	459.188	-17,51	1.293.390	1.803.580	39,45
LEBANON	769.482	471.987	-38,66	834.820	726.955	-12,92
YEMEN	386.821	636.842	64,63	879.231	1.812.038	106,09
OMAN	451.195	3.560.677	689,17	411.436	7.147.145	1.637,12
SYRIA ARAB REPUBLIC	789.809	783.416	-0,81	1.068.069	1.873.204	75,38
TURKEY	3.717.525	3.070.994	-17,39	5.035.527	5.660.968	12,42
UNITED ARAB EMIRATES	18.838.416	30.086.544	59,71	35.919.290	41.197.655	14,70
QATAR	1.638.007	4.785.083	192,13	1.672.419	3.647.764	118,11
BAHRAIN	1.177.880	4.872.638	313,68	715.358	1.833.527	156,31
CYPRUS	309.532	199.559	-35,53	186.990	296.588	58,61
EGYPT	2.388.355	1.885.044	-21,07	2.559.218	2.985.952	16,67
LIBYAN ARAB JAMAHIRIYA	431.808	1.144.685	165,09	1.147.438	1.906.861	66,18
MOROCCO	165.809	387.288	133,57	423.902	416.515	-1,74
TUNISIA	54.087	46.982	-13,14	221.676	213.266	-3,79
ALGERIA	6.290.888	4.175.042	-33,63	15.696.844	10.020.846	-36,16
SUDAN	2.722.345	1.760.064	-35,35	8.523.216	4.851.626	-43,08
ERITREA	335	0	-100,00	890	0	-100,00
NAMIBIA	86.852	232.421	167,61	76.280	88.319	15,78
ETHIOPIA	14.872	54.713	267,89	95.581	84.384	-11,71
TANZANIA, UNITED REPUBLIC OF	597.295	525.046	-12,10	998.026	605.117	-39,37
MADAGASCAR	140.195	101.357	-27,70	259.386	172.416	-33,53
SOMALIA	0	7.428	-	0	35.868	-
KENYA	3.225.739	4.077.431	26,40	4.662.237	3.512.394	-24,66
REUNION	744.860	1.323.433	77,68	442.906	941.181	112,50
MOZAMBIQUE	274.966	163.568	-40,51	1.069.846	291.652	-72,74
BOTSWANA	6	18.000	299.900,00	7	24.000	342.757,14
EQUATORIAL GUINEA	96.350	58.456	-39,33	97.798	147.708	51,03
TOGO	321.582	435.074	35,29	979.966	685.957	-30,00
GHANA	4.601.505	4.271.638	-7,17	5.587.249	7.575.795	35,59
LIBERIA	5.022	60.956	1.113,78	2.662	86.068	3.133,21
GUINEA	684.880	1.064.072	55,37	599.647	1.340.162	123,49
ANGOLA	912.829	2.265.521	148,19	952.168	2.243.331	135,60
CONGO	177.372	91.826	-48,23	414.090	375.520	-9,31
CAMEROON	636.844	327.786	-48,53	1.512.210	479.645	-68,28
NIGERIA	7.225.225	8.194.754	13,42	13.456.922	13.869.303	3,06
SIERRA LEONE	36.182	129.605	258,20	47.286	263.843	457,97
GABON	103.698	308.931	197,91	334.639	661.805	97,77
COTE D'IVOIRE	666.407	789.776	18,51	2.292.038	3.156.998	37,74
SENEGAL	98.656	113.189	14,73	205.873	312.523	51,80
MAURITANIA	322.805	2.815	-99,13	373.345	3.240	-99,13
MALI	102.651	254.551	147,98	66.978	260.617	289,11
BENIN	1.565.269	752.875	-51,90	1.735.003	1.197.210	-31,00
BURKINA FASO	54.438	62.931	15,60	178.598	219.560	22,94
GAMBIA	23.740	9.426	-60,29	29.304	37.612	28,35
U.S. VIRGIN ISLANDS	22.095	805	-96,36	2.957	8.233	178,42
SEYCHELLES	213.108	989.550	364,34	153.804	969.857	530,58
UGANDA	65.555	45.647	-30,37	307.953	213.530	-30,66
CENTRAL AFRICAN REPUBLIC	19.789	0	-100,00	29.120	0	-100,00
NIGER	94.795	865	-99,09	82.899	1.370	-98,35
DJIBOUTI	272.204	207.906	-23,62	678.776	172.480	-74,59
SAINT HELENA	111.826	0	-100,00	44.933	0	-100,00
SAO TOME AND PRINCIPE	7.220	14.440	100,00	7.600	14.250	87,50
SWAZILAND	82.407	427.376	418,62	347.400	850.763	144,89
SOUTH AFRICA	13.257.541	13.544.752	2,17	24.582.853	18.690.253	-23,97
ZIMBABWE	0	24.879	-	0	125.474	-
ZAMBIA	58.218	951.717	1.534,75	131.541	1.350.368	926,58
MALAWI	342.186	191.399	-44,07	339.406	201.161	-40,73
COMOROS	9.092	12.874	41,60	75.650	76.378	0,96
BURUNDI	0	7.875	-	0	26.915	-
MAURITIUS	695.819	1.597.453	129,58	505.508	3.752.180	642,26
RWANDA	0	34.943	-	0	3.275	-
ZAIRE	0	1.218	-	0	17.228	-
VIRGIN ISLANDS (BRITISH)	4.773	2.692	-43,60	11.219	11.240	0,19
AUSTRALIA	54.772.891	75.704.375	38,22	82.818.504	148.548.907	79,37
NEW ZEALAND	7.345.137	8.417.647	14,60	9.525.760	11.706.842	22,90
MICRONESIA, FEDERATED STATES OF	52.654	24.789	-52,92	52.940	25.730	-51,40
GUAM	41.295	57.770	39,90	45.511	67.282	47,84
PALAU	89.418	2.729	-96,95	42.604	4.926	-88,44
NEW CALEDONIA	2.555.799	5.937.849	132,33	5.616.084	1.579.622	-71,87

TABEL 5. PERKEMBANGAN EKSPOR INDONESIA MENURUT KOMODITI DAN NEGARA TUJUAN

JENIS BARANG	BERAT BERSIH (KG)		PERUB	NILAI FOB (US \$)		PERUB
	JAN-JAN 2006	JAN-JAN 2007	%	JAN-JAN 2006	JAN-JAN 2007	%
(1)	(2)	(3)	(4)	(5)	(6)	(7)
NORTHERN MARIANA ISLANDS	24.446	20.953	-14,29	23.784	40.553	70,51
SAINT VINCENT AND THE GRENADINES	34.511	3.846	-88,86	25.332	4.016	-84,15
VANUATU	56.955	129.417	127,23	26.688	104.388	291,14
WALLIS AND FUTUNA ISLANDS	176	3.567	1.926,70	261	5.879	2.152,49
BRITISH INDIAN OCEAN TERRITORY	315	0	-100,00	514	0	-100,00
AMERICAN SAMOA	98.034	25.653	-73,83	438.110	17.495	-96,01
COOK ISLANDS	25.686	2.592	-89,91	32.772	19.988	-39,01
FIJI	1.368.880	1.737.872	26,96	1.373.570	2.143.413	56,05
KIRIBATI	7.233	0	-100,00	7.141	0	-100,00
MARSHALL ISLANDS	20.087	54.909	173,36	31.084	66.168	112,87
SAMOA	116.593	229.143	96,53	35.996	146.402	306,72
SOLOMON ISLANDS	213.855	601.342	181,19	741.602	1.179.263	59,02
TONGA	295.354	319.321	8,11	282.167	496.850	76,08
TUVALU	30	453	1.410,00	22	364	1.554,55
CHRISTMAS ISLANDS	20.293	245	-98,79	52.128	942	-98,19
EAST TIMOR	3.271.018	650.356	-80,12	1.766.544	680.809	-61,46
UNITED STATES	81.507.928	84.987.125	4,27	318.375.364	353.556.938	11,05
CANADA	9.012.126	9.715.512	7,80	17.535.319	20.814.720	18,70
MEXICO	2.637.595	3.553.288	34,72	12.821.445	12.398.738	-3,30
GUATEMALA	127.844	38.624	-69,79	358.429	182.551	-49,07
HONDURAS	56.655	20.166	-64,41	110.469	19.929	-81,96
NICARAGUA	1.999	937	-53,13	15.039	3.597	-76,08
PANAMA	614.020	1.160.565	89,01	2.444.859	6.316.237	158,35
CUBA	94.884	27.320	-71,21	304.871	103.188	-66,15
SURINAME	89.650	27.772	-69,02	185.805	115.614	-37,78
CHILE	1.933.180	268.034	-86,14	2.808.823	1.271.640	-54,73
VENEZUELA	3.738.167	7.927.338	112,06	1.091.126	2.077.379	90,39
ARGENTINA	866.665	1.122.965	29,57	6.643.093	8.063.041	21,37
BRAZIL	1.389.198	3.202.171	130,51	6.864.749	8.348.314	21,61
COLOMBIA	490.212	322.096	-34,29	493.877	647.635	31,13
BOLIVIA	17.941	15.966	-11,01	141.296	80.292	-43,17
URUGUAY	180.113	233.302	29,53	122.813	238.284	94,02
PARAGUAY	106.712	148.749	39,39	334.879	300.239	-10,34
ECUADOR	675.253	1.076.287	59,39	1.104.373	2.439.841	120,93
PERU	214.791	597.011	177,95	375.967	1.763.714	369,11
GUYANA	124.087	144.224	16,23	96.154	319.770	232,56
TRINIDAD AND TOBAGO	264.705	112.249	-57,59	622.238	429.952	-30,90
BAHAMAS	34.330	33.516	-2,37	25.820	25.673	-0,57
JAMAICA	10.500	13.524	28,80	48.894	17.171	-64,88
PUERTO RICO	84.612	80.273	-5,13	92.369	334.153	261,76
BELIZE	527	21.780	4.032,83	5.155	43.283	739,63
DOMINICAN REPUBLIC	57.858	250.850	333,56	87.624	307.898	251,39
EL SALVADOR	200.144	213.710	6,78	844.766	1.026.921	21,56
COSTA RICA	340.368	621.463	82,59	452.922	482.082	6,44
HAITI	254.458	353.404	38,89	328.908	506.677	54,05
BARBADOS	12.731	62.243	388,91	17.605	61.939	251,83
ANTIGUA AND BARBUDA	10.360	64.471	522,31	50.215	63.400	26,26
ANGUILLA	85.733	9.494	-88,93	15.171	20.350	34,14
ARUBA	531	27.980	5.169,30	1.814	39.566	2.081,15
BERMUDA	284	420	47,89	4.170	3.362	-19,38
CAPE VERDE	10.940	95.885	776,46	65.360	162.592	148,76
CAYMAN ISLANDS	539.870	190.274	-64,76	132.378	50.574	-61,80
DOMINICA	120	2.617	2.080,83	72	14.987	20.715,28
FALKLAND ISLANDS (MALVINAS)	148	126	-14,86	476	472	-0,84
FRENCH GUIANA	10.920	3.318	-69,62	35.781	6.588	-81,59
FRENCH POLYNESIA	655.325	1.443.714	120,31	726.954	812.291	11,74
GRENADA	861	1.224	42,16	2.438	5.446	123,38
MARTINIQUE	33.157	15.051	-54,61	139.293	42.807	-69,27
NETHERLANDS ANTILLES	46.463	37.448	-19,40	78.246	366.763	368,73
SAINT LUCIA	589	45.969	7.704,58	5.262	50.516	860,02
TURKS AND CAICOS ISLANDS	146.200	110.166	-24,65	75.147	40.760	-45,76
GUADELOUPE	68.391	133.011	94,49	156.264	185.621	18,79
SAINT KITTS AND NEVIS	469	697	48,61	1.492	8.123	444,44
UNITED KINGDOM	10.596.459	7.910.943	-25,34	34.275.281	39.051.872	13,94
NETHERLANDS	21.819.040	13.572.937	-37,79	30.247.930	33.193.977	9,74
FRANCE	9.224.612	10.974.345	18,97	26.038.806	33.859.697	30,04
GERMANY, FED. REP. OF	11.665.910	11.001.679	-5,69	67.257.729	77.425.114	15,12
AUSTRIA	733.210	642.737	-12,34	3.814.383	2.786.711	-26,94
BELGIUM	8.291.002	12.850.122	54,99	37.600.760	52.682.219	40,11
SWITZERLAND	260.786	467.394	79,23	1.632.542	2.710.593	66,04
LUXEMBOURG	27.832	112.823	305,37	219.302	67.464	-69,24
GIBRALTAR	0	18	-	0	643	-
MONACO	714	10.583	1.382,21	13.992	121.830	770,71
DENMARK	1.816.102	2.258.696	24,37	8.328.796	9.920.345	19,11
NORWAY	47.803.106	18.037.078	-62,27	7.393.522	4.681.784	-36,68
SWEDEN	1.156.758	1.202.792	3,98	7.116.297	7.069.397	-0,66
FINLAND	768.262	840.587	9,41	5.959.272	5.866.216	-1,56
IRELAND	161.829	205.416	26,93	1.390.641	1.896.803	36,40
ITALY	11.320.761	12.753.421	12,66	33.888.727	44.224.586	30,50
SPAIN	3.390.522	3.947.528	16,43	7.840.190	9.947.534	26,88
PORTUGAL	149.499	191.898	28,36	442.201	888.280	100,88

TABEL 5. PERKEMBANGAN EKSPOR INDONESIA MENURUT KOMODITI DAN NEGARA TUJUAN

JENIS BARANG	BERAT BERSIH (KG)		PERUB	NILAI FOB (US \$)		PERUB
	JAN-JAN 2006	JAN-JAN 2007	%	JAN-JAN 2006	JAN-JAN 2007	%
(1)	(2)	(3)	(4)	(5)	(6)	(7)
ICELAND	2.557	98.359	3.746,66	13.039	42.285	224,30
GREECE	1.278.138	2.859.603	123,73	4.837.253	9.354.649	93,39
ANDORRA	467	0	-100,00	6.140	0	-100,00
CZECHOSLOVAKIA	206.957	213.824	3,32	165.177	214.874	30,09
HUNGARY	214.355	338.158	57,76	1.071.864	1.094.394	2,10
POLAND	1.044.130	1.570.557	50,42	5.187.028	11.101.964	114,03
ROMANIA	98.719	91.397	-7,42	322.250	474.685	47,30
BULGARIA	107.411	181.399	68,88	306.712	747.211	143,62
YUGOSLAVIA	7.706	6.959	-9,69	28.632	35.599	24,33
ALBANIA	0	1.227	-	0	250	-
ARMENIA	265	12.701	4.692,83	1.560	9.843	530,96
AZERBAIJAN	3.838	22	-99,43	7.323	2.285	-68,80
BELARUS	0	1.089	-	0	20.449	-
KAZAKHSTAN	774.071	167	-99,98	2.368.310	2.066	-99,91
TAJIKISTAN	44	0	-100,00	873	0	-100,00
TURKMENISTAN	0	50	-	0	7.886	-
UKRAINE	435.955	1.097.296	151,70	566.668	982.556	73,39
LITHUANIA	29.333	72.290	146,45	329.785	518.797	57,31
LATVIA	85.523	38.551	-54,92	582.953	770.676	32,20
ESTONIA	1.366.592	1.137.833	-16,74	275.525	355.518	29,03
GEORGIA	575	235	-59,13	6.605	882	-86,65
CROATIA	104.833	77.792	-25,79	209.548	204.956	-2,19
BOSNIA AND HERZEGOVINA	45.440	0	-100,00	49.588	0	-100,00
MALTA	191.162	25.996	-86,40	217.160	40.094	-81,54
SLOVAKIA	83.733	73.488	-12,24	2.141.891	1.123.999	-47,52
SLOVENIA	393.276	317.387	-19,30	511.295	410.819	-19,65
CZECH REPUBLIC	183.118	116.461	-36,40	355.415	566.666	59,44
REP. OF MACEDONIA	127.499	6.307	-95,05	92.438	19.773	-78,61
FAEROE ISLANDS	9.515	0	-100,00	98.718	0	-100,00
RUSSIA FEDERATION	1.872.562	1.272.532	-32,04	5.393.818	18.844.871	249,38
BIJI TEMBAGA	2.382.866.628	2.330.755.310	-2,19	3.310.985.291	4.646.102.577	40,32
JAPAN	640.573.291	979.876.164	52,97	866.445.234	1.902.090.308	119,53
HONG KONG	0	1	-	0	44	-
KOREA, REPUBLIC OF	363.470.580	356.951.864	-1,79	511.215.356	712.602.826	39,39
CHINA	94.947.509	84.908.400	-10,57	126.999.736	162.634.409	28,06
SINGAPORE	35.771	34.586	-3,31	22.318	37.137	66,40
PHILIPPINES	237.725.569	96.617.459	-59,36	364.778.178	190.787.964	-47,70
INDIA	486.525.211	333.351.325	-31,48	657.288.231	701.174.898	6,68
UNITED STATES	0	20	-	0	10	-
GERMANY, FED. REP. OF	74.845.298	41.517.016	-44,53	85.284.961	87.126.232	2,16
FINLAND	43.154.958	0	-100,00	75.247.905	0	-100,00
SPAIN	424.221.441	437.498.475	3,13	600.606.904	889.648.749	48,12
BULGARIA	17.367.000	0	-100,00	23.096.468	0	-100,00
BIJI NIKEL	3.703.514.731	4.394.124.671	18,65	139.975.015	217.431.431	55,34
JAPAN	2.034.320.200	2.067.466.499	1,63	101.316.551	110.441.342	9,01
KOREA, REPUBLIC OF	3.000.000	43.854.000	1.361,80	66.000	4.338.622	6.473,67
CHINA	73.353.000	660.206.200	800,04	256.735	26.243.326	10.121,95
SINGAPORE	7.100	0	-100,00	732	0	-100,00
AUSTRALIA	946.047.439	707.932.758	-25,17	15.294.786	24.955.001	63,16
UNITED STATES	11.000.000	0	-100,00	338.787	0	-100,00
CANADA	0	700	-	0	300	-
SWITZERLAND	0	41.097.000	-	0	4.544.131	-
GREECE	95.719.992	147.388.514	53,98	4.926.128	10.025.695	103,52
VATICAN CITY STATE (HOLY SEE)	50.000.000	0	-100,00	1.344.045	0	-100,00
UKRAINE	490.067.000	726.179.000	48,18	16.431.251	36.883.014	124,47
BAUKSIT	2.502.615.919	7.270.072.489	190,50	23.598.766	58.092.902	146,17
JAPAN	695.591.925	919.602.000	32,20	7.496.447	10.240.155	36,60
TAIWAN	13.500.000	50.800.000	276,30	47.250	177.800	276,30
CHINA	1.711.862.635	6.249.669.489	265,08	14.432.164	47.050.382	226,01
THAILAND	0	14.000.000	-	0	73.750	-
SINGAPORE	56.866.359	0	-100,00	639.009	0	-100,00
NETHERLANDS	24.795.000	0	-100,00	983.896	0	-100,00
RUSSIA FEDERATION	0	36.001.000	-	0	550.815	-
BIJI TIMAH/TIN	1.218.920	677.733	-44,40	481.357	162.618	-66,22
JAPAN	42	0	-100,00	21	0	-100,00
KOREA, REPUBLIC OF	18.622	0	-100,00	131.288	0	-100,00
CHINA	0	43.300	-	0	30.206	-
THAILAND	707.400	52	-99,99	141.480	29	-99,98
SINGAPORE	360.000	360	-99,90	99.000	990	-99,90
MALAYSIA	6.670	591.101	8.762,08	14.410	6.282	-56,41
TURKEY	80.000	0	-100,00	88.000	0	-100,00
MAURITANIA	3.840	0	-100,00	518	0	-100,00
UNITED STATES	0	11.000	-	0	66.960	-
GERMANY, FED. REP. OF	42.200	0	-100,00	5.790	0	-100,00
BELGIUM	0	28.420	-	0	4.511	-
SWEDEN	0	3.500	-	0	53.640	-
RUSSIA FEDERATION	146	0	-100,00	850	0	-100,00

TABEL 5. PERKEMBANGAN EKSPOR INDONESIA MENURUT KOMODITI DAN NEGARA TUJUAN

JENIS BARANG	BERAT BERSIH (KG)		PERUB	NILAI FOB (US \$)		PERUB
	JAN-JAN 2006	JAN-JAN 2007	%	JAN-JAN 2006	JAN-JAN 2007	%
(1)	(2)	(3)	(4)	(5)	(6)	(7)
BATU BARA	129.044.089.238	184.009.016.706	42,59	4.354.121.481	6.085.745.328	39,77
JAPAN	27.312.807.557	35.295.664.290	29,23	1.079.598.120	1.312.728.605	21,59
HONG KONG	9.408.623.467	10.985.223.746	16,76	303.959.379	344.012.318	13,18
KOREA, DEMOCRATIC PEOPLE'S REPL	30.636.000	196.379.000	541,01	965.034	6.199.674	542,43
KOREA, REPUBLIC OF	14.376.567.950	21.314.096.718	48,26	461.378.482	666.783.334	44,52
TAIWAN	17.895.760.663	26.723.818.071	49,33	653.297.324	938.848.222	43,71
CHINA	2.503.155.834	6.656.464.350	165,92	60.427.899	194.385.480	221,68
MACAU	0	64.051.000	-	0	1.665.326	-
PAPUA NEW GUINEA	0	47.000.000	-	0	822.500	-
THAILAND	6.404.463.952	8.475.122.583	32,33	189.175.429	235.864.246	24,68
SINGAPORE	88.727.161	132.023.532	48,80	4.499.400	4.191.991	-6,83
PHILIPPINES	3.906.118.690	5.818.239.379	48,95	149.761.304	192.242.760	28,37
MALAYSIA	7.399.774.500	8.782.553.440	18,69	206.109.166	272.729.999	32,32
VIET NAM	278.671.394	419.969.028	50,70	8.941.219	15.704.613	75,64
INDIA	16.255.416.221	20.742.398.003	27,60	456.957.540	615.194.083	34,63
PAKISTAN	1.166.308.716	1.893.099.456	62,32	42.080.698	69.549.856	65,28
SRI LANKA	107.476.000	112.015.238	4,22	2.883.155	3.686.292	27,86
IRAQ	15.028.000	0	-100,00	480.896	0	-100,00
PALESTINA	0	35.200.000	-	0	1.207.360	-
TURKEY	0	41.301.000	-	0	1.156.428	-
UNITED ARAB EMIRATES	53.955.001	65.918.000	22,17	2.050.300	2.249.781	9,73
MOROCCO	0	436.509.000	-	0	16.316.330	-
GHANA	0	1	-	0	1	-
LIBERIA	64.328.000	0	-100,00	1.460.245	0	-100,00
CAMEROON	41.079.000	0	-100,00	790.770	0	-100,00
SIERRA LEONE	147.400.000	274.463.000	86,20	2.468.949	7.236.173	193,09
SOUTH AFRICA	535	0	-100,00	2	0	-100,00
AUSTRALIA	8.102.654	11.872	-99,85	203.069	232	-99,89
NEW ZEALAND	968.413.900	1.414.227.800	46,04	18.566.994	35.189.458	89,53
COOK ISLANDS	100.000	0	-100,00	4.000	0	-100,00
MARSHALL ISLANDS	0	444.764.000	-	0	12.661.446	-
EAST TIMOR	0	8.908	-	0	2.486	-
UNITED STATES	2.050.305.371	3.740.814.000	82,45	54.620.228	100.617.318	84,21
CANADA	0	58.948.000	-	0	1.711.260	-
CHILE	1.367.640.889	1.994.032.677	45,80	43.466.019	65.569.665	50,85
BRAZIL	146.126.000	149.973.000	2,63	7.201.046	5.310.497	-26,25
COLOMBIA	18.000.000	0	-100,00	720.000	0	-100,00
UNITED KINGDOM	1.302.270.200	2.153.476.000	65,36	27.612.941	64.702.799	134,32
NETHERLANDS	2.138.718.704	5.690.895.915	166,09	86.266.727	203.019.584	135,34
FRANCE	459.395.460	481.145.000	4,73	16.402.202	20.365.764	24,16
GERMANY, FED. REP. OF	131.561.600	271.008.001	105,99	5.143.623	14.211.717	176,30
BELGIUM	7.181.099	143.604.000	1.899,75	1.795.275	4.308.150	139,97
SWITZERLAND	1.847.262.000	2.923.658.985	58,27	83.272.828	98.895.185	18,76
DENMARK	0	622.632.000	-	0	23.730.419	-
SWEDEN	0	51.700.000	-	0	1.641.475	-
IRELAND	602.400.000	941.464.736	56,29	39.056.331	36.098.921	-7,57
ITALY	6.285.490.742	7.637.805.295	21,51	222.734.407	287.064.215	28,88
SPAIN	3.316.990.174	4.444.914.759	34,00	96.146.358	129.353.075	34,54
PORTUGAL	143.510.000	473.308.000	229,81	5.042.941	23.850.346	372,95
GREECE	65.311.000	237.560.000	263,74	2.661.423	8.755.058	228,96
CROATIA	95.334.000	271.366.000	184,65	3.138.684	9.580.060	205,23
SLOVENIA	633.676.804	1.350.188.923	113,07	12.781.074	36.330.826	184,25
GRANIT	7.478.050.228	7.454.507.589	-0,31	26.628.486	27.124.444	1,86
JAPAN	1.329	1.500	12,87	1.320	300	-77,27
CHINA	32.956.000	0	-100,00	127.280	0	-100,00
THAILAND	24.250	0	-100,00	1.034	0	-100,00
SINGAPORE	7.364.965.778	7.434.006.499	0,94	24.014.308	27.000.366	12,43
MALAYSIA	57.769.000	7.141.500	-87,64	268.042	56.574	-78,89
UNITED ARAB EMIRATES	540.854	0	-100,00	57.843	0	-100,00
SUDAN	2.900.000	0	-100,00	11.904	0	-100,00
AUSTRALIA	16.470.790	10.978.090	-33,35	2.140.667	59.133	-97,24
NEW ZEALAND	3.808	0	-100,00	1.120	0	-100,00
ANTIGUA AND BARBUDA	0	2.380.000	-	0	8.071	-
NETHERLANDS	2.418.419	0	-100,00	4.968	0	-100,00
PASIR ALAM	3.459.034.496	3.581.804.455	3,55	9.443.658	27.407.000	190,22
JAPAN	951	252	-73,50	17.549	63	-99,64
HONG KONG	1	1.302.228	130.222.700,00	5	248.762	4.975.140,00
KOREA, REPUBLIC OF	96.167	40.000	-58,41	45.039	4.360	-90,32
TAIWAN	16.233	117.500	623,83	1.664	69.718	4.089,78
CHINA	12.833.608	57.535.538	348,32	2.444.268	18.386.757	652,24
THAILAND	9.060.342	12.298.563	35,74	94.680	233.632	146,76
SINGAPORE	3.276.392.882	3.451.578.110	5,35	6.248.304	6.857.629	9,75
PHILIPPINES	4.020.000	8.065.000	100,62	42.000	83.475	98,75
MALAYSIA	120.311.441	3.836.200	-96,81	261.954	252.908	-3,45
BRUNEI DARUSSALAM	1.185	0	-100,00	150	0	-100,00
INDIA	0	20.000	-	0	1.795	-
SRI LANKA	29.000.111	20.560.867	-29,10	179.063	98.639	-44,91
OMAN	0	26.000.000	-	0	29.900	-

TABEL 5. PERKEMBANGAN EKSPOR INDONESIA MENURUT KOMODITI DAN NEGARA TUJUAN

JENIS BARANG	BERAT BERSIH (KG)		PERUB %	NILAI FOB (US \$)		PERUB %
	JAN-JAN 2006	JAN-JAN 2007		JAN-JAN 2006	JAN-JAN 2007	
(1)	(2)	(3)	(4)	(5)	(6)	(7)
UNITED ARAB EMIRATES	0	374.700	-	0	1.124.100	-
EGYPT	139.586	0	-100,00	86.400	0	-100,00
SAO TOME AND PRINCIPE	3.451	0	-100,00	7.334	0	-100,00
AUSTRALIA	7.158.538	8.002	-99,89	15.248	3.169	-79,22
UNITED STATES	0	60	-	0	20	-
GERMANY, FED. REP. OF	0	21.001	-	0	11.560	-
SWITZERLAND	0	46.000	-	0	460	-
ITALY	0	400	-	0	40	-
RUSSIA FEDERATION	0	34	-	0	13	-
HASIL TAMBANG LAIN	4.744.312.951	6.829.489.660	43,95	81.563.868	129.418.069	58,67
JAPAN	35.605.574	14.534.857	-59,18	2.920.832	1.281.192	-56,14
HONG KONG	5.001.864	17.072.072	241,31	802.102	612.571	-23,63
KOREA, REPUBLIC OF	14.569.822	12.837.832	-11,89	1.627.053	2.205.586	35,56
TAIWAN	129.748.083	59.110.033	-54,44	4.079.479	2.823.416	-30,79
CHINA	1.277.932.386	2.687.204.802	110,28	39.696.515	83.218.438	109,64
MONGOLIA	0	42.000	-	0	7.404	-
MACAU	99.997	0	-100,00	37.200	0	-100,00
PAPUA NEW GUINEA	327	106.343	32.420,80	863	17.524	1.930,59
THAILAND	36.023.660	24.279.171	-32,60	2.761.838	2.539.319	-8,06
SINGAPORE	3.115.686.304	3.753.197.671	20,46	8.404.507	12.327.692	46,68
PHILIPPINES	9.343.461	10.806.045	15,65	1.617.324	2.282.397	41,12
MALAYSIA	37.766.263	36.597.796	-3,09	4.665.955	2.773.384	-40,56
MYANMAR (FORM. BURMA)	1.047.000	715.145	-31,70	139.095	113.059	-18,72
CAMBODIA	6.773.200	9.716.029	43,45	691.205	684.046	-1,04
BRUNEI DARUSSALAM	2.979	0	-100,00	1.090	0	-100,00
VIET NAM	20.194.196	11.820.969	-41,46	1.056.584	919.491	-12,98
MALDIVES	200	27.919	13.859,50	1.000	10.529	952,90
INDIA	1.822.300	25.620.013	1.305,92	241.478	710.542	194,25
PAKISTAN	10.660	158.110	1.383,21	672	10.988	1.535,12
BANGLADESH	22.162.730	24.985.855	12,74	2.520.104	3.271.475	29,82
SRI LANKA	349.560	624.965	78,79	32.480	67.324	107,28
IRAN (ISLAMIC REPUBLIC OF)	0	60.000	-	0	7.350	-
SAUDI ARABIA	81.099	32.947	-59,37	24.622	7.600	-69,13
KUWAIT	10.833	17.371	60,35	1.600	1.900	18,75
YEMEN	0	20.000	-	0	1.100	-
TURKEY	96.000	96.024	0,03	3.840	1.200	-68,75
UNITED ARAB EMIRATES	2.362.000	77.650.068	3.187,47	216.700	1.179.730	444,41
QATAR	0	24.000	-	0	67.278	-
EGYPT	27.000	71.000	162,96	715	710	-0,70
TUNISIA	0	1.500.000	-	0	165.000	-
TANZANIA, UNITED REPUBLIC OF	418.000	342.500	-18,06	78.766	64.466	-18,16
KENYA	1.027.000	1.215.093	18,31	195.102	243.804	24,96
REUNION	147	0	-100,00	1.501	0	-100,00
GHANA	40.000	0	-100,00	9.040	0	-100,00
ANGOLA	0	635.874	-	0	101.955	-
NIGERIA	319.000	710.008	122,57	65.630	219.635	234,66
SENEGAL	44.000	0	-100,00	2.354	0	-100,00
SOUTH AFRICA	1.440.699	1.137.537	-21,04	173.956	196.975	13,23
COMOROS	2.619	0	-100,00	5.470	0	-100,00
MAURITIUS	0	197	-	0	882	-
AUSTRALIA	16.309.404	2.797.110	-82,85	1.808.639	1.038.656	-42,57
NEW ZEALAND	322.483	138.749	-56,97	60.272	27.606	-54,20
PALAU	750	901	20,13	3.000	6.309	110,30
VANUATU	714	0	-100,00	800	0	-100,00
FIJI	532.363	0	-100,00	73.846	0	-100,00
SAMOA	0	2.413	-	0	18.826	-
SOLOMON ISLANDS	407.501	0	-100,00	224.666	0	-100,00
TONGA	4.688	42.946	816,08	7.089	19.162	170,31
EAST TIMOR	703.960	18.520	-97,37	167.037	1.590	-99,05
UNITED STATES	3.650.945	2.299.483	-37,02	1.793.565	1.356.658	-24,36
CANADA	93.554	57.488	-38,55	84.145	39.629	-52,90
PANAMA	0	30.000	-	0	4.640	-
BRAZIL	6.624	110.857	1.573,57	4.219	32.158	662,22
TRINIDAD AND TOBAGO	499	0	-100,00	393	0	-100,00
JAMAICA	49	0	-100,00	47	0	-100,00
CAYMAN ISLANDS	35	0	-100,00	85	0	-100,00
FRENCH POLYNESIA	59	0	-100,00	56	0	-100,00
MARTINIQUE	0	34	-	0	159	-
NETHERLANDS ANTILLES	0	8	-	0	180	-
UNITED KINGDOM	815.024	323.824	-60,27	70.095	142.851	103,80
NETHERLANDS	37.741	139.103	268,57	32.666	1.041.251	3.087,57
FRANCE	75.624	130.573	72,66	62.531	23.791	-61,95
GERMANY, FED. REP. OF	9.602	51.017	431,32	9.567	42.993	349,39
AUSTRIA	115	11.999	10.333,91	43	10.435	24.167,44
BELGIUM	27.195	114.145	319,73	4.952.268	6.409.596	29,43
SWITZERLAND	870.998	49.626.312	5.597,64	56.201	774.931	1.278,86
LUXEMBOURG	0	99	-	0	1.188	-
DENMARK	206	0	-100,00	700	0	-100,00
NORWAY	0	40.400	-	0	2.020	-
FINLAND	10.000	108	-98,92	900	115	-87,22

TABEL 5. PERKEMBANGAN EKSPOR INDONESIA MENURUT KOMODITI DAN NEGARA TUJUAN

JENIS BARANG	BERAT BERSIH (KG)		PERUB	NILAI FOB (US \$)		PERUB
	JAN-JAN 2006	JAN-JAN 2007	%	JAN-JAN 2006	JAN-JAN 2007	%
	(1)	(2)	(3)	(4)	(5)	(6)
IRELAND	82	0	-100,00	270	0	-100,00
ITALY	3.498	67.832	1.839,17	9.338	15.837	69,60
SPAIN	14.393	351.488	2.342,08	7.723	215.493	2.690,28
PORTUGAL	300.013	0	-100,00	19.519	0	-100,00
ICELAND	0	144.094	-	0	48.165	-
GREECE	161	19.791	12.192,55	548	7.800	1.323,36
KYRGYZSTAN	105.000	0	-100,00	29.800	0	-100,00
LITHUANIA	0	20	-	0	15	-
CROATIA	708	0	-100,00	7.168	0	-100,00
CZECH REPUBLIC	0	100	-	0	53	-
BARANG-BARANG SENI	2.860.867	2.888.526	0,97	6.417.307	8.651.145	34,81
JAPAN	115.632	142.967	23,64	266.932	532.164	99,36
HONG KONG	73.139	17.262	-76,40	295.789	541.686	83,13
KOREA, REPUBLIC OF	17.261	123.799	617,22	21.053	135.885	545,44
TAIWAN	36.955	18.268	-50,57	96.140	44.983	-53,21
CHINA	2.984	8.609	188,51	1.924	60.647	3.052,13
PAPUA NEW GUINEA	127	0	-100,00	844	0	-100,00
THAILAND	13.946	6.965	-50,06	95.543	15.605	-83,67
SINGAPORE	126.652	42.788	-66,22	157.576	1.679.065	965,56
PHILIPPINES	54.760	3.802	-93,06	6.196	7.532	21,56
MALAYSIA	106.926	150.328	40,59	269.666	239.185	-11,30
BRUNEI DARUSSALAM	1.412	296	-79,04	1.655	232	-85,98
VIET NAM	144.392	1.740	-98,79	79.145	26.318	-66,75
MALDIVES	1.498	1.241	-17,16	8.224	9.551	16,14
INDIA	334	10.147	2.938,02	807	14.137	1.651,80
BANGLADESH	0	1.889	-	0	724	-
SRI LANKA	2.300	633	-72,48	594	1.601	169,53
AFGHANISTAN	560	0	-100,00	1.672	0	-100,00
IRAN (ISLAMIC REPUBLIC OF)	6.276	9.088	44,81	2.363	56.569	2.293,95
SAUDI ARABIA	9.554	7.879	-17,53	22.169	14.594	-34,17
KUWAIT	45.197	41.216	-8,81	18.492	11.015	-40,43
JORDAN	3.256	1.058	-67,51	2.552	677	-73,47
LEBANON	862	743	-13,81	2.067	2.332	12,82
YEMEN	0	279	-	0	418	-
OMAN	0	38	-	0	250	-
SYRIA ARAB REPUBLIC	26	350	1.246,15	8	91	1.037,50
TURKEY	126.817	126.429	-0,31	172.923	161.135	-6,82
UNITED ARAB EMIRATES	32.553	29.949	-8,00	328.759	80.786	-75,43
QATAR	0	91	-	0	80	-
BAHRAIN	571	816	42,91	441	3.437	679,37
CYPRUS	10.957	4.909	-55,20	8.797	19.324	119,67
EGYPT	46.563	991	-97,87	11.043	1.433	-87,02
MOROCCO	460	200	-56,52	449	306	-31,85
TUNISIA	838	3.106	270,64	2.229	7.458	234,59
SUDAN	0	123	-	0	58	-
MADAGASCAR	1.117	548	-50,94	1.250	646	-48,32
KENYA	982	398	-59,47	4.209	114	-97,29
REUNION	7.655	11.810	54,28	16.368	31.733	93,87
GHANA	0	35	-	0	55	-
ANGOLA	0	132	-	0	362	-
NIGERIA	40	0	-100,00	225	0	-100,00
GABON	115	0	-100,00	107	0	-100,00
SENEGAL	41.252	26.581	-35,56	36.820	24.902	-32,37
U.S. VIRGIN ISLANDS	272	61	-77,57	425	212	-50,12
SEYCHELLES	449	0	-100,00	688	0	-100,00
SOUTH AFRICA	9.930	17.407	75,30	15.279	22.690	48,50
MAURITIUS	4.344	3.417	-21,34	5.578	11.504	106,24
VIRGIN ISLANDS (BRITISH)	1.695	4	-99,76	3.759	40	-98,94
AUSTRALIA	331.878	285.691	-13,92	498.868	501.205	0,47
NEW ZEALAND	150.206	11.877	-92,09	221.542	26.809	-87,90
MICRONESIA, FEDERATED STATES OF	0	361	-	0	814	-
GUAM	2.181	840	-61,49	8.207	1.166	-85,79
NEW CALEDONIA	12.195	10.313	-15,43	33.678	19.813	-41,17
NORTHERN MARIANA ISLANDS	2.172	313	-85,59	1.588	551	-65,30
VANUATU	24.183	928	-96,16	12.802	2.233	-82,56
WALLIS AND FUTUNA ISLANDS	0	1.479	-	0	3.233	-
COOK ISLANDS	52	4.492	8.538,46	21	11.633	55.295,24
FIJI	36.991	20.365	-44,95	43.843	36.377	-17,03
EAST TIMOR	2.145	40.057	1.767,46	12.206	2.215	-81,85
UNITED STATES	284.826	324.021	13,76	1.324.948	1.252.425	-5,47
CANADA	18.733	22.348	19,30	64.311	44.152	-31,35
MEXICO	6.283	9.712	54,58	8.753	16.976	93,94
PANAMA	69	1.404	1.934,78	197	2.644	1.242,13
CHILE	236	3.409	1.344,49	939	3.464	268,90
VENEZUELA	347	773	122,77	453	1.473	225,17
ARGENTINA	1.216	2.354	93,59	752	4.996	564,36
BRAZIL	950	3.797	299,68	5.164	6.099	18,11
COLOMBIA	1.599	157	-90,18	4.397	264	-94,00
URUGUAY	0	129	-	0	147	-
PERU	0	30	-	0	144	-

TABEL 5. PERKEMBANGAN EKSPOR INDONESIA MENURUT KOMODITI DAN NEGARA TUJUAN

JENIS BARANG	BERAT BERSIH (KG)		PERUB	NILAI FOB (US \$)		PERUB
	JAN-JAN 2006	JAN-JAN 2007	%	JAN-JAN 2006	JAN-JAN 2007	%
(1)	(2)	(3)	(4)	(5)	(6)	(7)
JAMAICA	0	196	-	0	176	-
PUERTO RICO	2.046	541	-73,56	4.963	1.163	-76,57
BELIZE	0	16	-	0	33	-
DOMINICAN REPUBLIC	1.666	960	-42,38	2.199	2.331	6,00
EL SALVADOR	1.068	235	-78,00	910	482	-47,03
COSTA RICA	7.360	8.805	19,63	13.066	10.136	-22,42
HAITI	0	206	-	0	572	-
BARBADOS	42	45	7,14	45	189	320,00
ANTIGUA AND BARBUDA	432	513	18,75	1.598	242	-84,86
ANGUILLA	206	0	-100,00	243	0	-100,00
ARUBA	2.027	4.225	108,44	3.500	8.158	133,09
CAYMAN ISLANDS	0	22	-	0	894	-
DOMINICA	1.871	1.085	-42,01	2.241	1.224	-45,38
FRENCH GUIANA	104	4.289	4.024,04	121	3.086	2.450,41
FRENCH POLYNESIA	28.834	21.729	-24,64	29.543	32.890	11,33
MARTINIQUE	480	1.433	198,54	764	3.262	326,96
NETHERLANDS ANTILLES	12.820	8.151	-36,42	26.119	24.301	-6,96
TURKS AND CAICOS ISLANDS	0	270	-	0	720	-
GUADELOUPE	970	1.842	89,90	3.171	4.268	34,59
UNITED KINGDOM	40.754	117.782	189,01	73.559	195.940	166,37
NETHERLANDS	137.356	163.072	18,72	526.467	487.117	-7,47
FRANCE	143.561	204.313	42,32	268.545	544.572	102,79
GERMANY, FED. REP. OF	125.650	164.902	31,24	305.107	352.695	15,60
AUSTRIA	4.806	5.009	4,22	33.818	18.204	-46,17
BELGIUM	33.643	92.093	173,74	53.073	166.464	213,65
SWITZERLAND	2.441	3.206	31,34	15.301	10.633	-30,51
LUXEMBOURG	8	0	-100,00	105	0	-100,00
DENMARK	6.323	15.130	139,29	20.207	74.088	266,65
NORWAY	3.194	318	-90,04	8.256	2.449	-70,34
SWEDEN	20.142	40.311	100,13	35.446	38.086	7,45
FINLAND	125	1.038	730,40	211	23.415	10.997,16
IRELAND	2.911	7.965	173,62	5.096	16.551	224,78
ITALY	173.151	219.947	27,03	363.423	447.806	23,22
SPAIN	109.093	200.509	83,80	311.244	404.883	30,09
PORTUGAL	3.342	4.120	23,28	7.662	5.819	-24,05
ICELAND	4	0	-100,00	18	0	-100,00
GREECE	13.738	11.130	-18,98	21.515	12.393	-42,40
HUNGARY	1.877	5.299	182,31	4.089	12.580	207,65
POLAND	2.788	3.103	11,30	5.957	10.261	72,25
ROMANIA	608	1.498	146,38	659	1.056	60,24
BULGARIA	0	1.845	-	0	8.510	-
YUGOSLAVIA	60	0	-100,00	137	0	-100,00
KAZAKHSTAN	322	561	74,22	660	850	28,79
UKRAINE	875	1.260	44,00	1.194	2.148	79,90
LITHUANIA	428	64	-85,05	2.480	387	-84,40
CROATIA	504	1.381	174,01	1.708	5.820	240,75
MALTA	21.334	239	-98,88	24.932	291	-98,83
SLOVAKIA	0	642	-	0	5.333	-
SLOVENIA	10.059	425	-95,77	31.964	279	-99,13
CZECH REPUBLIC	14.341	200	-98,61	1.042	87	-91,65
RUSSIA FEDERATION	582	3.359	477,15	1.520	7.932	421,84
BARANG KIRIMAN, POS DAN YANG DIK	16.002	0	-100,00	15.700	0	-100,00
SINGAPORE	2	0	-100,00	170	0	-100,00
AUSTRALIA	16.000	0	-100,00	15.530	0	-100,00
LAINNYA	1.001.463	3.069	-99,69	1.362.956	200.401	-85,30
JAPAN	222	17	-92,34	4.612	7.000	51,78
HONG KONG	411	400	-2,68	922	1.400	51,84
SINGAPORE	516	2.510	386,43	10.294	191.420	1.759,53
UNITED STATES	1.000.073	142	-99,99	1.343.050	581	-99,96
GERMANY, FED. REP. OF	55	0	-100,00	1.280	0	-100,00
BELGIUM	186	0	-100,00	2.798	0	-100,00
TOTAL EKSPOR	26.286.164.720	27.973.563.163	6,42	7.558.593.732	8.322.423.516	10,11

<https://www.bps.go.id>

<https://www.bps.go.id>

<https://www.bps.go.id>

<https://www.bps.go.id>

<https://www.bps.go.id>

<https://www.bps.go.id>

<https://www.bps.go.id>

<https://www.bps.go.id>

<https://www.bps.go.id>

<https://www.bps.go.id>

<https://www.bps.go.id>

<https://www.bps.go.id>

<https://www.bps.go.id>

<https://www.bps.go.id>

<https://www.bps.go.id>

<https://www.bps.go.id>

<https://www.bps.go.id>

<https://www.bps.go.id>

<https://www.bps.go.id>

<https://www.bps.go.id>

<https://www.bps.go.id>

<https://www.bps.go.id>

<https://www.bps.go.id>

<https://www.bps.go.id>

<https://www.bps.go.id>

<https://www.bps.go.id>

<https://www.bps.go.id>

<https://www.bps.go.id>

<https://www.bps.go.id>

<https://www.bps.go.id>

<https://www.bps.go.id>

<https://www.bps.go.id>

<https://www.bps.go.id>

<https://www.bps.go.id>

<https://www.bps.go.id>

<https://www.bps.go.id>

<https://www.bps.go.id>

<https://www.bps.go.id>

<https://www.bps.go.id>

<https://www.bps.go.id>

<https://www.bps.go.id>

<https://www.bps.go.id>

<https://www.bps.go.id>

<https://www.bps.go.id>

<https://www.bps.go.id>

<https://www.bps.go.id>

<https://www.bps.go.id>

<https://www.bps.go.id>

<https://www.bps.go.id>

<https://www.bps.go.id>

<https://www.bps.go.id>

<https://www.bps.go.id>

<https://www.bps.go.id>

<https://www.bps.go.id>

<https://www.bps.go.id>

<https://www.bps.go.id>

<https://www.bps.go.id>

<https://www.bps.go.id>

<https://www.bps.go.id>

<https://www.bps.go.id>

<https://www.bps.go.id>

<https://www.bps.go.id>

<https://www.bps.go.id>

<https://www.bps.go.id>

<https://www.bps.go.id>

<https://www.bps.go.id>

<https://www.bps.go.id>

<https://www.bps.go.id>

<https://www.bps.go.id>

<https://www.bps.go.id>

<https://www.bps.go.id>

<https://www.bps.go.id>

<https://www.bps.go.id>

<https://www.bps.go.id>

<https://www.bps.go.id>

<https://www.bps.go.id>

<https://www.bps.go.id>

<https://www.bps.go.id>

<https://www.bps.go.id>

<https://www.bps.go.id>

<https://www.bps.go.id>

<https://www.bps.go.id>

<https://www.bps.go.id>

<https://www.bps.go.id>

<https://www.bps.go.id>

<https://www.bps.go.id>

<https://www.bps.go.id>

<https://www.bps.go.id>

<https://www.bps.go.id>

<https://www.bps.go.id>

<https://www.bps.go.id>

<https://www.bps.go.id>

<https://www.bps.go.id>

<https://www.bps.go.id>

<https://www.bps.go.id>

<https://www.bps.go.id>

<https://www.bps.go.id>

<https://www.bps.go.id>

<https://www.bps.go.id>

<https://www.bps.go.id>

<https://www.bps.go.id>

<https://www.bps.go.id>

<https://www.bps.go.id>

<https://www.bps.go.id>

<https://www.bps.go.id>

<https://www.bps.go.id>

<https://www.bps.go.id>

<https://www.bps.go.id>

<https://www.bps.go.id>

<https://www.bps.go.id>

<https://www.bps.go.id>

<https://www.bps.go.id>

<https://www.bps.go.id>

<https://www.bps.go.id>

<https://www.bps.go.id>

<https://www.bps.go.id>

<https://www.bps.go.id>

<https://www.bps.go.id>

<https://www.bps.go.id>

<https://www.bps.go.id>

<https://www.bps.go.id>

<https://www.bps.go.id>

<https://www.bps.go.id>

<https://www.bps.go.id>

<https://www.bps.go.id>

<https://www.bps.go.id>

<https://www.bps.go.id>

<https://www.bps.go.id>

<https://www.bps.go.id>

<https://www.bps.go.id>

<https://www.bps.go.id>

<https://www.bps.go.id>